

**PRESSE-MEDELSE • MITTEILUNG AN DIE PRESSE • PRESS-RELEASE • INFORMATION A LA PRESSE
 ΑΝΑΚΟΙΝΩΣΗ ΓΙΑ ΤΟΝ ΤΥΠΟ • INFORMAZIONE ALLA STAMPA • MEDDELING AAN DE PERS** 1985.

COMMISSION OIL BULLETIN NO. 301

4417.411

The weekly oil bulletin, published by the Commission, gives the latest available data relating to price development in the Member States and for the Community as a whole. The Commission considers that the bulletin contributes to improved transparency as regards Community oil markets.

The figures given in each bulletin follow the development over time of certain prices. They permit a comparison at any instant in time between Member States but such a comparison may not be representative of international price relationships over a longer period. Moreover, it is evident that such a comparison is limited even if fluctuations in exchange rates are ignored; although valid for identical products sold to the same categories of consumer no account is taken of market structures, (the product categories reported are not in every case representative of the bulk of sales for each product in each country), quality specifications and methods of distribution which are unique to each Member State. In this context the essentially indicative nature of some elements of table 2 is emphasised.

A detailed methodology will be appended to the bulletin published at the beginning of each quarter.

The Commission Oil Bulletin is freely available on demand (telephone 235.35.75).

Weekly summary :

Evolution (in %) of Community indications for :

1^o) Weighted average pre-tax prices
 for principal oil products at 29.7.1985 (Table 2)

compared with 15.12.1978

+53%

compared with previous week

+ 2%

2^o) Weighted average CIF cost of crude (1)
 oil supplies for April 1985 (Table 4)

compared with 15.12.1978

+103%

(1) The CIF supply cost is derived from monthly declarations by Member States (see Oil Bulletin 252 for methodology).

NIVEAUX INDICATIFS HEBDOMADAIRES DES PRIX HORS TAXES A LA CONSOMMATION
WEEKLY INDICATIVE CONSUMER PRICE LEVELS TAX AND DUTIES EXCLUDED (1)

Prix au : 29.7.1985
Prices as at :

TABLEAU 1
TABLE

En monnaies nationales
In national currencies

| | Esence super Premium gasoline 1000 L (2) | Esence normale Regular gasoline 1000 L (2) | Gasoil moteur Automotive gasoil 1000 L (2) | Gasoil chauffage Heating gasoil 1000 L (3) | Fuel Residuel HTS Residual Fuel Oil HSC Tonne (4) |
|--------------------|---|---|---|---|--|
| Belgique (FB) | 15.792 | 14.832 | 13.950 | 12.513 | 8.499 |
| Danmark (DK) | 2.915 | 2.800 | 2.690 | 2.475 | 1.655 |
| Deutschland (DM) | 733 | 670 | 690 | 634 | 446 |
| Ellas (DR) | 38.988 | 31.988 | 23.693 | 23.693 | 19.492 |
| France (FF) | 2.220 | 2.220 | 2.220 | 2.144,80 | 1.360 |
| Ireland (Irish £) | 293,99 | 281,80 | 282,46 | 230,35 | 175,70 |
| Italia (Lire) | 493.960 | 451.590 | 479.410 | 417.898 | 292.693 |
| Luxembourg (FL) | 16.180 | 15.180 | 13.940 | 13.370 | 8.993 |
| Nederland (FL) | 835 | 777 | 780 | 717 | 505 |
| United Kingdom (£) | 200,60 | 193,60 | 211,10 | 210,10 | 135,10 |

TABLEAU 2
TABLE

En dollars
In dollars

| | Esence super Premium gasoline 1000 L (2) | Esence normale Regular gasoline 1000 L (2) | Gasoil moteur Automotive gasoil 1000 L (2) | Gasoil chauffage Heating gasoil 1000 L (3) | Fuel Residuel HTS Residual Fuel Oil HSC Tonne (4) |
|---|---|---|---|---|--|
| Belgique | 276,42 | 259,61 | 244,17 | 219,02 | 148,76 |
| Danmark | 286,31 | 275,02 | 264,21 | 243,09 | 162,55 |
| Deutschland | 258,73 | 236,49 | 243,55 | 223,79 | 157,43 |
| Ellas | 298,00 | 244,50 | 181,09 | 181,09 | 148,98 |
| France | 257,58 | 257,58 | 257,58 | 248,86 | 157,80 |
| Ireland | 324,85 | 311,38 | 312,11 | 254,53 | 194,14 |
| Italia | 260,11 | 237,80 | 252,45 | 220,06 | 154,13 |
| Luxembourg | 283,21 | 265,70 | 244,00 | 234,02 | 157,41 |
| Nederland | 262,12 | 243,91 | 244,85 | 225,08 | 158,53 |
| United Kingdom | 285,87 | 275,90 | 300,84 | 299,41 | 192,53 |
| C.E.E./E.E.C. a) Moyenne/Average (5) | 268,70 | 247,61 | 255,50 | 230,05 | 163,26 |
| b) Variation moyenne % Average variation % 29.7.85/15.12.78 | +39% | +35% | +47% | +59% | +71% |
| c) Variation moyenne sur les 5 produits Average variation for all 5 products 29.7.85/15.12.78 | | | +53% | | |

En écu
In écu

| | Essence super Premium gasoline 1000 L (2) | Essence normale Regular gasoline 1000 L (2) | Gasol moteur Automotive gasoil 1000 L (2) | Gasol chauffage Heating gasoil 1000 L (3) | Fuel Residuel HTS Residual Fuel Oil HSC Tonne (4) |
|--------------------------------------|--|--|--|--|--|
| Belgique | 348,88 | 327,67 | 308,19 | 276,44 | 187,76 |
| Danmark | 361,37 | 347,11 | 333,48 | 306,82 | 205,17 |
| Deutschland | 326,56 | 298,49 | 307,40 | 282,45 | 198,70 |
| Ellas | 376,12 | 308,59 | 228,57 | 228,57 | 188,04 |
| France | 325,11 | 325,11 | 325,11 | 314,09 | 199,16 |
| Irland | 410,01 | 393,01 | 393,93 | 321,26 | 245,04 |
| Italia | 328,30 | 300,14 | 318,63 | 277,75 | 194,53 |
| Luxembourg | 357,45 | 335,36 | 307,97 | 295,37 | 198,68 |
| Nederland | 330,84 | 307,86 | 309,04 | 284,08 | 200,09 |
| United Kingdom | 360,79 | 348,20 | 379,67 | 377,87 | 242,98 |
| C.E.E./E.E.C. Moyenne/Average (5) | 339,15 | 312,52 | 322,49 | 290,36 | 206,06 |

- (1) Prix les plus souvent pratiqués et ainsi représentatifs, selon les meilleures estimations des experts des Etats membres, du marché pétrolier de chaque Etat Membre
Prices most frequently charged and thus representative of the oil market in each Member State, according to the best estimates of the national experts
- (2) Prix à la pompe
Pump price
- (3) Prix pour livraison de 2.000 à 5.000 litres. Pour l'Irlande livraisons s'étendant au secteur industriel
Prices for deliveries of 2,000 to 5,000 litres. For Ireland deliveries apply to industrial sector
- (4) Prix pour livraison inférieure à 2.000 tonnes par mois ou inférieure à 24.000 tonnes par an. Prix franco consommateur. Pour l'Irlande livraisons de 500 à 1.000 tonnes par mois
Prices for offtakes of less than 2,000 tons per month or less than 24,000 tons per year. Delivered Consumer Prices. For Ireland deliveries are in the range of 500 to 1.000 T per month
- (5) La moyenne résulte d'une pondération des quantités consommées de chaque produit concerné au cours de la période 1984
The result of weighting the prices of the products concerned by the quantities consumed during the period 1984

TABLEAU 4
TABLE

Coût CAF d'approvisionnement en brut de la Communauté.
CIF Cost of Community crude oil supplies.

| | \$/B | \$/T |
|---|-------|---------|
| Prix au 15.12.78 Price as at | 13,87 | 107,76 |
| Prix au mois d'avril 1985 Price as at April 1985 | 28,13 | +209,21 |
| Evolution (%) 29.7.85 /15.12.78 | +103% | |

Prix de vente des produits pétroliers en monnaies nationales
Selling Prices of Petroleum Products in National currencies.

(Tableau mensuel)

Prix moyens pratiqués au 15.5.1985
 Average of prices ruling as at

| |
|--------------------|
| TABLEAU TABLE 5 |
|--------------------|

| | Essence super Premium Gasoline 1000 L (1) | | | Essence Normale Regular Gasoline 1000 L (1) | | | Gasoil Moteur Automotive Gasoil 1000 L (1) | | |
|------------------|---|-----------------------------|--------------------------------|---|-----------------------------|--------------------------------|--|-----------------------------|-------------------------------|
| | Taxes | Hors taxes Without Taxes | Prix de vente Selling Price | Taxes | Hors taxes Without Taxes | Prix de vente Selling Price | Taxes | Hors taxes Without taxes | Prix de vent Selling Price |
| Belgique (FB) | 18.406 | 17.624 | 36.030 | 18.146 | 16.584 | 34.730 | 10.250 | 14.750 | 25.000 |
| Danmark (KD) | 3.431,72 | 3.038,28 | 6.470 | 3.406,48 | 2.923,52 | 6.330 | 1.079,51 | 2.910,49 | 3.990 |
| Deutschland (DM) | 716,10 | 797 | 1.513,10 | 707,60 | 741 | 1.448,60 | 610,10 | 757 | 1.367,10 |
| Ellas (DR) | 26.011,72 | 38.988,28 | 65.000 | 24.011,43 | 31.988,57 | 56.000 | 7.806,67 | 23.693,33 | 31.500 |
| France (FF) | 3.530 | 2.290 | 5.820 | 3.370 | 2.260 | 5.630 | 2.000 | 2.310 | 4.310 |
| Ireland (I.£) | 382,01 | 293,99 | 676 | 379,39 | 282,61 | 662 | 305,83 | 314,17 | 620 |
| Italia (Lire) | 846.040 | 493.960 | 1.340.000 | 838.410 | 451.590 | 1.290.000 | 228.320 | 505.680 | 734.000 |
| Luxembourg (FL) | 11.970 | 16.130 | 28.100 | 11.860 | 15.240 | 27.100 | 6.700 | 15.300 | 22.000 |
| Nederland (FL) | 1.037 | 928 | 1.965 | 1.026 | 869 | 1.895 | 393 | 831 | 1.224 |
| U. Kingdom (£) | 237,80 | 209,80 | 447,60 | 236,70 | 202,30 | 439 | 207,80 | 223,60 | 431,40 |

| | Gasoil Chauffage Heating Gasoil 1000 L (3) | | | Fuel Lourd HTS Heavy Fuel HSC Tonne (3) | | |
|------------------|--|-----------------------------|--------------------------------|---|-----------------------------|--------------------------------|
| | Taxes | Hors taxes Without Taxes | Prix de vente Selling Price | Taxes | Hors taxes Without Taxes | Prix de vente Selling Price |
| Belgique (FB) | 2,261 | 13,299 | 15,560 | - | 9,026 | 9,026 |
| Danmark (KD) | 1.029,02 | 2.680,98 | 3,710 | 410 | 1.930 | 2.340 |
| Deutschland (DM) | 109,10 | 648 | 757,10 | 15 | 529 | 544 |
| Ellas (DR) | 7.806,67 | 23.693,33 | 31.500 | 3.508 | 19.492 | 23.000 |
| France (FF) | 845 | 2.289 | 3.134 | 165 | 1.434 | 1.599 |
| Ireland (I.£) | 47,08 | 278,32 | 325,40 | 10,14 | 209,50 | 219,64 |
| Italia (Lire) | 219.020 | 454.040 | 673.060 | 10.000 | 331.077 | 341.077 |
| Luxembourg (FL) | 880 | 14.720 | 15.600 | 100 | 11.424 | 11.524 |
| Nederland (FL) | 187 | 770 | 957 | 11,20 | 603 | 614,20 |
| U. Kingdom (£) | 7,70 | 212,80 | 220,50 | 7,93 | 151,62 | 159,55 |

Taux de change au 15.5.1985

1 \$ = 61,91 FB - 11,0670 CD -
 3,0760 DM - 135,55 DR -
 9,38 FF - 0,9828 IRL £ -
 1.962,75 Lires - 3,4760 FL -
 0,7942 UK £

1 écu = 45,0855 FB - 8,05946 CD -
 2,24007 DM - 98,7133 DR -
 6,83091 FF - 0,715717 IRL -
 1.429,36 Lires - 2,53137 FL -
 0,578429 UK £

(1) Prix à la pompe/Pump price

(2) Livraisons de 2000 à 5000 L./Deliveries of 2,000 to 5,000 L.

(3) Livraisons de moins 2000 tonnes par mois et de moins de 24.000 tonnes par an
 Offtakes of less than 2,000 tons per month or less than 24,000 tons per year.

**PRESSE-MEDELDELSE • MITTEILUNG AN DIE PRESSE • PRESS-RELEASE • INFORMATION A LA PRESSE
ΑΝΑΚΟΙΝΩΣΗ ΓΙΑ ΤΟΝ ΤΥΠΟ • INFORMAZIONE ALLA STAMPA • MEDEDELING AAN DE PERS**

Brussels, 22 August 1985.

COMMISSION OIL BULLETIN NO. 302

4417.411

The weekly oil bulletin, published by the Commission, gives the latest available data relating to price development in the Member States and for the Community as a whole. The Commission considers that the bulletin contributes to improved transparency as regards Community oil markets.

The figures given in each bulletin follow the development over time of certain prices. They permit a comparison at any instant in time between Member States but such a comparison may not be representative of international price relationships over a longer period. Moreover, it is evident that such a comparison is limited even if fluctuations in exchange rates are ignored; although valid for identical products sold to the same categories of consumer, no account is taken of market structures, (the product categories reported are not in every case representative of the bulk of sales for each product in each country), quality specifications and methods of distribution which are unique to each Member State. In this context the essentially indicative nature of some elements of table 2 is emphasised.

A detailed methodology will be appended to the bulletin published at the beginning of each quarter.

The Commission Oil Bulletin is freely available on demand (telephone 235.35.75).

Weekly summary :

Evolution (in %) of Community indications for :

1^o) Weighted average pre-tax prices
for principal oil products at 5.8.1985 (Table 2)

compared with 15.12.1978

+51%

compared with previous week

-1,30%

2^o) Weighted average CIF cost of crude ⁽¹⁾
oil supplies for April 1985 (Table 4)

compared with 15.12.1978

+103%

(1) The CIF supply cost is derived from monthly declarations by Member States (see Oil Bulletin 252 for methodology).

NIVEAUX INDICATIFS HEBDOMADAIRES DES PRIX HORS TAXES A LA CONSOMMATION
WEEKLY INDICATIVE CONSUMER PRICE LEVELS TAX AND DUTIES EXCLUDED (1)

Prix au
Prices as at : 5.8.1985

TABLEAU
TABLE 1

En monnaies nationales
In national currencies

| | Esence super Premium gasoline 1000 L (2) | Esence normale Regular gasoline 1000 L (2) | Gasoiil moteur Automotive gasoiil 1000 L (2) | Gasoiil chauffage Heating gasoiil 1000 L (3) | Fuel Residuel HTS Residual Fuel Oil HSC Tonne (4) |
|--------------------|---|---|---|---|--|
| Belgique (FB) | 15.640 | 14.680 | 14.062 | 12.667 | 8.729 |
| Dänmark (DK) | 2.835 | 2.720 | 2.690 | 2.475 | 1.655 |
| Deutschland (DM) | 707 | 645 | 664 | 620 | 441 |
| Ellas (DR) | 38.988 | 31.988 | 23.693 | 23.693 | 19.492 |
| France (FF) | 2.220 | 2.220 | 2.210 | 2.144,80 | 1.360 |
| Ireland (Irish £) | 293,99 | 281,80 | 282,46 | 230,35 | 175,70 |
| Italia (Lire) | 493.960 | 451.590 | 479.410 | 417.808 | 293.804 |
| Luxembourg (FL) | 16.180 | 15.180 | 13.940 | 13.370 | 8.993 |
| Nederland (FL) | 819 | 760 | 772 | 709 | 492 |
| United Kingdom (£) | 200,30 | 193,40 | 211,10 | 205,40 | 129,90 |

TABLEAU
TABLE 2

En dollars
In dollars

| | Esence super Premium gasoline 1000 L (2) | Esence normale Regular gasoline 1000 L (2) | Gasoiil moteur Automotive gasoiil 1000 L (2) | Gasoiil chauffage Heating gasoiil 1000 L (3) | Fuel Residuel HTS Residual Fuel Oil HSC Tonne (4) |
|---|---|---|---|---|--|
| Belgique | 274,67 | 257,81 | 246,96 | 222,46 | 153,30 |
| Danmark | 279,22 | 267,90 | 264,94 | 243,77 | 163,00 |
| Deutschland | 250,84 | 228,84 | 235,58 | 219,97 | 156,46 |
| Ellas | 296,46 | 243,23 | 180,16 | 180,16 | 148,21 |
| France | 258,25 | 258,25 | 257,09 | 249,51 | 158,21 |
| Ireland | 324,56 | 311,10 | 311,83 | 254,30 | 193,97 |
| Italia | 261,59 | 239,15 | 253,89 | 221,26 | 155,59 |
| Luxembourg | 284,15 | 266,59 | 244,81 | 234,80 | 157,93 |
| Nederland | 258,60 | 239,97 | 243,76 | 223,87 | 155,35 |
| United Kingdom | 275,70 | 266,20 | 290,57 | 282,72 | 178,80 |
| C. E. E. / E. E. C. | | | | | |
| a) Moyenne/Average (5) | 264,48 | 241,54 | 252,34 | 228,79 | 161,10 |
| b) Variation moyenne % Average variation % 5.8.85/ 15.12.78 | +37% | +31% | +45% | +58% | +69% |
| c) Variation moyenne sur les 5 produits Average variation for all 5 products 5.8.85/ 15.12.78 | | | +51% | | |

TABLEAU 3
TABLE

En écu
In écu


| | Essence super Premium gasoline 1000 L (2) | Essence normale Regular gasoline 1000 L (2) | Gasoiil moteur Automotive gasoil 1000 L (2) | Gasoiil chauffage Heating gasoil 1000 L (3) | Fuel Residuel HTS Residual Fuel Oil HSC Tonne (4) |
|--------------------------------------|--|--|--|--|--|
| Belgique | 347,31 | 325,99 | 312,26 | 281,29 | 193,84 |
| Danmark | 353,06 | 338,74 | 335,00 | 308,23 | 206,11 |
| Deutschland | 317,17 | 289,36 | 297,88 | 278,14 | 197,84 |
| Ellas | 374,86 | 307,55 | 227,80 | 227,80 | 187,41 |
| France | 326,55 | 326,55 | 325,08 | 315,49 | 200,05 |
| Ireland | 410,39 | 393,37 | 394,29 | 321,55 | 245,26 |
| Italia | 330,77 | 302,40 | 321,03 | 279,78 | 196,74 |
| Luxembourg | 359,30 | 337,09 | 309,55 | 296,90 | 199,70 |
| Nederland | 326,99 | 303,43 | 308,22 | 283,07 | 196,43 |
| United Kingdom | 348,62 | 336,61 | 367,41 | 357,49 | 226,09 |
| C.E.E./E.E.C. Moyenne/Average (5) | 334,43 | 305,41 | 319,07 | 289,29 | 203,70 |

- (1) Prix les plus souvent pratiqués et ainsi représentatifs, selon les meilleures estimations des experts des Etats membres, du marché pétrolier de chaque Etat Membre
Prices most frequently charged and thus representative of the oil market in each Member State, according to the best estimates of the national experts
- (2) Prix à la pompe
Pump price
- (3) Prix pour livraison de 2.000 à 5.000 litres. Pour l'Irlande livraisons s'étendant au secteur industriel
Prices for deliveries of 2,000 to 5,000 litres. For Ireland deliveries apply to industrial sector
- (4) Prix pour livraison inférieure à 2.000 tonnes par mois ou inférieure à 24.000 tonnes par an. Prix franco consommateur. Pour l'Irlande livraisons de 500 à 1.000 tonnes par mois
Prices for offtakes of less than 2,000 tons per month or less than 24,000 tons per year. Delivered Consumer Prices. For Ireland deliveries are in the range of 500 to 1,000 T per month
- (5) La moyenne résulte d'une pondération des quantités consommées de chaque produit concerné au cours de la période 1984
The result of weighting the prices of the products concerned by the quantities consumed during the period 1984

TABLEAU 4
TABLE

Coût CAF d'approvisionnement en brut de la Communauté.
CIF Cost of Community crude oil supplies.

| | 15.12.78 | 15.12.78 | 15.12.78 |
|---------------------------|----------|----------|----------|
| | | \$/B | \$/T |
| Prix au | 15.12.78 | | |
| Price as at | | 13,87 | 107,76 |
| Prix au mois d'avril 1985 | | | |
| Price as at April 1985 | | 28,13 | +209,21 |
| Evolution (X) | | | |
| 5.8.85 /15.12.78 | | | |
| | | +103% | |



**PRESSE-MEDELSELE • MITTEILUNG AN DIE PRESSE • PRESS-RELEASE • INFORMATION A LA PRESSE
 ΑΝΑΚΟΙΝΩΣΗ ΓΙΑ ΤΟΝ ΤΥΠΟ • INFORMAZIONE ALLA STAMPA • MEDEDELING AAN DE PERS**

4417.411

Brussels, 29 August 1985

COMMISSION OIL BULLETIN NO.303

The weekly oil bulletin, published by the Commission, gives the latest available data relating to price development in the Member States and for the Community as a whole. The Commission considers that the bulletin contributes to improved transparency as regards Community oil markets.

The figures given in each bulletin follow the development over time of certain prices. They permit a comparison at any instant in time between Member States but such a comparison may not be representative of international price relationships over a longer period. Moreover, it is evident that such a comparison is limited even if fluctuations in exchange rates are ignored; although valid for identical products sold to the same categories of consumer no account is taken of market structures, (the product categories reported are not in every case representative of the bulk of sales for each product in each country), quality specifications and methods of distribution which are unique to each Member State. In this context the essentially indicative nature of some elements of table 2 is emphasised.

A detailed methodology will be appended to the bulletin published at the beginning of each quarter.

The Commission Oil Bulletin is freely available on demand (telephone 235.35.75).

Weekly summary :

Evolution (in %) of Community indications for :

| | |
|---|------------------------------------|
| <p>1^o) Weighted average pre-tax prices for principal oil products at 12.8.1985 (Table 2) compared with 15.12.1978 compared with previous week</p> | <p>+ 51 %</p> <hr/> <p>-</p> <hr/> |
| <p>2^o) Weighted average CIF cost of crude (1) oil supplies for April 1985 (Table 4) compared with 15.12.1978</p> | <p>+ 103 %</p> <hr/> |

(1) The CIF supply cost is derived from monthly declarations by Member States (see Oil Bulletin 252 for methodology).

NIVEAUX INDICATIFS HEBDOMADAIRES DES PRIX HORS TAXES A LA CONSOMMATION
WEEKLY INDICATIVE CONSUMER PRICE LEVELS TAX AND DUTIES EXCLUDED (1)

Prix au : 12.8.1985
Prices as at :

TABLEAU 1
TABLE

En monnaies nationales
In national currencies

| | Esence super Premium gasoline 1000 L (2) | Esence normale Regular gasoline 1000 L (2) | Gasoil moteur Automotive gasoil 1000 L (2) | Gasoil chauffage Heating gasoil 1000 L (3) | Fuel Residuel HTS Residual Fuel Oil HSC Tonne (4) |
|--------------------|---|---|---|---|--|
| Belgique (FB) | 15.360 | 14.400 | 14.302 | 13.009 | 8.768 |
| Danmark (DK) | 2.505 | 2.390 | 2.625 | 2.410 | 1.555 |
| Deutschland (DM) | 695 | 633 | 653 | 639 | 434 |
| Ellas (DR) | 38.988 | 31.988 | 23.693 | 23.693 | 19.492 |
| France (FF) | 2.190 | 2.200 | 2.200 | 2.062,20 | 1.360 |
| Irland (Irish £) | 293,99 | 281,80 | 282,46 | 230,35 | 175,70 |
| Italia (Lire) | 493.960 | 451.590 | 479.410 | 417.859 | 294.639 |
| Luxembourg (FL) | 16.180 | 15.180 | 13.940 | 13.370 | 8.993 |
| Nederland (FL) | 819 | 760 | 789 | 726 | 493 |
| United Kingdom (£) | 200,30 | 193,40 | 211,10 | 205,40 | 126,30 |

12.8.85

TABLEAU 2
TABLE

En dollars
In dollars

| | Esence super Premium gasoline 1000 L (2) | Esence normale Regular gasoline 1000 L (2) | Gasoil moteur Automotive gasoil 1000 L (2) | Gasoil chauffage Heating gasoil 1000 L (3) | Fuel Residuel HTS Residual Fuel Oil HSC Tonne (4) |
|---|---|---|---|---|--|
| Belgique | 271,57 | 254,59 | 252,86 | 230,00 | 155,02 |
| Danmark | 247,74 | 236,37 | 259,61 | 238,35 | 153,79 |
| Deutschland | 248,35 | 226,20 | 233,34 | 228,34 | 155,08 |
| Ellas | 296,82 | 243,53 | 180,38 | 180,38 | 148,39 |
| France | 255,91 | 257,08 | 257,08 | 240,98 | 158,92 |
| Irland | 327,78 | 314,19 | 314,92 | 256,82 | 195,89 |
| Italia | 262,95 | 240,39 | 255,20 | 222,44 | 156,84 |
| Luxembourg | 286,06 | 268,38 | 246,46 | 236,38 | 158,99 |
| Nederland | 260,37 | 241,61 | 250,83 | 230,80 | 156,73 |
| United Kingdom | 276,69 | 267,16 | 291,61 | 283,74 | 174,47 |
| C. E. E. / E. E. C. a) Moyenne / Average (5) | 263,47 | 239,24 | 252,59 | 230,81 | 160,35 |
| b) Variation moyenne % Average variation % 12.8.85 / 15.12.78 | +37% | +30% | +45% | +59% | +68% |
| c) Variation moyenne sur les 5 produits Average variation for all 5 products 12.8.85 / 15.12.78 | | | +51% | | |

TABLEAU 3
TABLE

| | Essence super Premium gasoline 1000 L (2) | Essence normale Regular gasoline 1000 L (2) | Gasoil moteur Automotive gasoil 1000 L (2) | Gasoil chauffage Heating gasoil 1000 L (3) | Fuel Residual HTS Residual Fuel Oil HSC Tonne (4) |
|--------------------------------------|--|--|---|---|--|
| Belgique | 341,43 | 320,09 | 317,91 | 289,17 | 194,90 |
| Danmark | 311,48 | 297,18 | 326,40 | 299,67 | 193,35 |
| Deutschland | 312,24 | 284,39 | 293,37 | 287,08 | 194,98 |
| Elles | 373,18 | 306,18 | 224,78 | 226,78 | 186,57 |
| France | 321,74 | 323,21 | 323,21 | 302,97 | 199,80 |
| Irlande | 412,12 | 395,03 | 395,95 | 322,91 | 246,30 |
| Italia | 330,59 | 302,24 | 320,86 | 279,66 | 197,19 |
| Luxembourg | 359,65 | 337,42 | 309,86 | 297,19 | 199,90 |
| Nederland | 327,35 | 303,76 | 315,36 | 290,17 | 197,05 |
| United Kingdom | 347,84 | 335,86 | 366,60 | 356,70 | 219,33 |
| C.E.E./E.E.C. Moyenne/Average (5) | 331,24 | 300,79 | 317,57 | 290,19 | 201,60 |

(1) Prix les plus souvent pratiqués et ainsi représentatifs, selon les meilleures estimations des experts des Etats membres, du marché pétrolier de chaque Etat Membre
Prices most frequently charged and thus representative of the oil market in each Member State, according to the best estimates of the national experts

(2) Prix à la pompe
Pump price

(3) Prix pour livraison de 2.000 à 5.000 litres. Pour l'Irlande livraisons s'étendant au secteur industriel
Prices for deliveries of 2,000 to 5,000 litres. For Ireland deliveries apply to industrial sector

(4) Prix pour livraison inférieure à 2.000 tonnes par mois ou inférieure à 24.000 tonnes par an. Prix franco consommateur. Pour l'Irlande livraisons de 500 à 1.000 tonnes par mois
Prices for offtakes of less than 2,000 tons per month or less than 24,000 tons per year. Delivered Consumer Prices. For Ireland deliveries are in the range of 500 to 1.000 T per month


(5) La moyenne résulte d'une pondération des quantités consommées de chaque produit concerné au cours de la période 1984
The result of weighting the prices of the products concerned by the quantities consumed during the period 1984

TABLEAU 4
TABLE

Coût CAF d'approvisionnement en brut de la Communauté.

CIF Cost of Community crude oil supplies.

| | | S/B | S/T |
|---------------------------|--------------------|---------|----------|
| Prix au | 15.12.78 | 13,87 | 107,76 |
| Price as at | | | |
| Prix au mois d'avril 1985 | | 28,13 | ± 209,21 |
| Price as at April 1985 | | | |
| Evolution (X) | 12.8.85 / 15.12.78 | | |
| | | + 103 % | |



IP (85) 377

**PRESSE-MEDELSELE - MITTEILUNG AN DIE PRESSE - PRESS-RELEASE - INFORMATION A LA PRESSE
ΑΝΑΚΟΙΝΩΣΗ ΓΙΑ ΤΟΝ ΤΥΠΟ - INFORMAZIONE ALLA STAMPA - MEDELING AAN DE PERS**

Brussels, 5 septembre 1985

COMMISSION OIL BULLETIN NO. 304

4417.411

The weekly oil bulletin, published by the Commission, gives the latest available data relating to price development in the Member States and for the Community as a whole. The Commission considers that the bulletin contributes to improved transparency as regards Community oil markets.

The figures given in each bulletin follow the development over time of certain prices. They permit a comparison at any instant in time between Member States but such a comparison may not be representative of international price relationships over a longer period. Moreover, it is evident that such a comparison is limited even if fluctuations in exchange rates are ignored; although valid for identical products sold to the same categories of consumer no account is taken of market structures, (the product categories reported are not in every case representative of the bulk of sales for each product in each country), quality specifications and methods of distribution which are unique to each Member State. In this context the essentially indicative nature of some elements of table 2 is emphasised.

A detailed methodology will be appended to the bulletin published at the beginning of each quarter.

The Commission Oil Bulletin is freely available on demand (telephone 235.35.75).

Weekly summary :

Evolution (in %) of Community indications for :

| | | |
|--|-----------|----------|
| 1 ^o) Weighted average pre-tax prices for principal oil products at | (Table 2) | |
| compared with 15.12.1978 /26.8.1985 | | + 54 % |
| compared with previous week | | + 1,60 % |
| 2 ^o) Weighted average CIF cost of crude (1) oil supplies for April 1985 (Table 4) | | |
| compared with 15.12.1978 | | + 103 % |

(1) The CIF supply cost is derived from monthly declarations by Member States (see Oil Bulletin 252 for methodology).

NIVEAUX INDICATIFS HEBDOMADAIRES DES PRIX HORS TAXES A LA CONSOMMATION
WEEKLY INDICATIVE CONSUMER PRICE LEVELS TAX AND DUTIES EXCLUDED (1)

Prix au : 26.8.1985
Prices as at :

TABEAU 1
TABLE

En monnaies nationales
In national currencies

| | Esence super Premium gasoline 1000 L (2) | Esence normale Regular gasoline 1000 L (2) | Gasoil moteur Automotive gasoil 1000 L (2) | Gasoil chauffage Heating gasoil 1000 L (3) | Fuel Residuel HTS Residual Fuel Oil HSC Tonne (4) |
|--------------------|---|---|---|---|--|
| Belgique (FB) | 14.888 | 14.008 | 14.390 | 12.974 | 8.953 |
| Danmark (DK) | 2.795 | 2.680 | 2.625 | 2.410 | 1.555 |
| Deutschland (DM) | 693 | 630 | 663 | 640 | 436 |
| Ellas (DR) | 45.988 | 40.988 | 30.193 | 30.193 | 23.492 |
| France (FF) | 2.150 | 2.160 | 2.200 | 2.062,20 | 1.238 |
| Irland (Irish £) | 287,49 | 275,29 | 279,21 | 226,53 | 175,70 |
| Italia (Lire) | 493.960 | 451.590 | 479.410 | 417.859 | 294.639 |
| Luxembourg (FL) | 15.150 | 14.250 | 13.940 | 13.370 | 9.159 |
| Nederland (FL) | 777 | 726 | 804 | 736 | 517 |
| United Kingdom (£) | 199,70 | 193,00 | 211,10 | 221,30 | 121,20 |

26.8.85

En dollars
In dollars

TABEAU 2
TABLE

| | Esence super Premium gasoline 1000 L (2) | Esence normale Regular gasoline 1000 L (2) | Gasoil moteur Automotive gasoil 1000 L (2) | Gasoil chauffage Heating gasoil 1000 L (3) | Fuel Residuel HTS Residual Fuel Oil HSC Tonne (4) |
|---|---|---|---|---|--|
| Belgique | 266,64 | 250,88 | 257,72 | 232,36 | 160,35 |
| Danmark | 278,94 | 267,47 | 261,98 | 240,52 | 155,19 |
| Deutschland | 251,54 | 228,68 | 240,65 | 232,30 | 158,26 |
| Ellas | 350,84 | 312,69 | 230,34 | 230,34 | 179,22 |
| France | 255,34 | 256,53 | 261,28 | 244,92 | 147,03 |
| Irland | 324,44 | 310,68 | 315,10 | 255,65 | 198,28 |
| Italia | 266,90 | 244,00 | 259,04 | 225,78 | 159,20 |
| Luxembourg | 271,34 | 255,22 | 249,66 | 239,46 | 164,04 |
| Nederland | 250,56 | 234,12 | 259,27 | 237,34 | 166,72 |
| United Kingdom | 280,16 | 270,76 | 296,16 | 310,47 | 170,03 |
| C.E.E./E.E.C. a) Moyenne/Average (5) | 266,38 | 243,08 | 259,02 | 235,93 | 160,89 |
| b) Variation moyenne % Average variation % 26.8.85/15.12.78 | + 38 % | + 29% | + 49 % | + 63 % | + 69 % |
| c) Variation moyenne sur les 5 produits Average variation for all 5 products 26/8/85/15.12.78 | | | + 54 % | | |

8.85
écu
écu

| | Essence super Premium gasoline 1000 L (2) | Essence normale Regular gasoline 1000 L (2) | Gasoil moteur Automotive gasoil 1000 L (2) | Gasoil chauffage Heating gasoil 1000 l (3) | Fuel Residual HTS Residual fuel Oil HSC tonne (4) |
|--------------------------------------|--|--|---|---|--|
| Belgique | 330,29 | 310,76 | 319,24 | 287,82 | 198,62 |
| Danmark | 345,52 | 331,30 | 324,51 | 297,93 | 192,23 |
| Deutschland | 311,53 | 283,20 | 298,04 | 287,70 | 196,00 |
| Ellas | 434,58 | 387,33 | 285,32 | 285,32 | 222,00 |
| France | 316,29 | 317,76 | 323,65 | 303,37 | 182,12 |
| Ireland | 401,87 | 384,82 | 390,29 | 316,66 | 245,60 |
| Italia | 330,60 | 302,24 | 320,86 | 279,67 | 197,20 |
| Luxembourg | 336,10 | 316,13 | 309,25 | 296,61 | 203,19 |
| Nederland | 310,37 | 290,00 | 321,15 | 293,99 | 206,51 |
| United Kingdom | 347,05 | 335,41 | 366,87 | 384,59 | 210,63 |
| C.E.E./E.E.C. Moyenne/Average (5) | 329,95 | 301,07 | 320,83 | 292,22 | 199,29 |

(1) Prix les plus souvent pratiqués et ainsi représentatifs, selon les meilleures estimations des experts des Etats membres, du marché pétrolier de chaque Etat Membre
Prices most frequently charged and thus representative of the oil market in each Member State, according to the best estimates of the national experts

(2) Prix à la pompe
Pump price

(3) Prix pour livraison de 2.000 à 5.000 litres. Pour l'Irlande livraisons s'étendant au secteur industriel
Prices for deliveries of 2,000 to 5,000 litres. For Ireland deliveries apply to industrial sector

(4) Prix pour livraison inférieure à 2.000 tonnes par mois ou inférieure à 24.000 tonnes par an. Prix franco consommateur. Pour l'Irlande livraisons de 500 à 1.000 tonnes par mois
Prices for offtakes of less than 2,000 tons per month or less than 24,000 tons per year. Delivered Consumer Prices. For Ireland deliveries are in the range of 500 to 1.000 T per month

(5) La moyenne résulte d'une pondération des quantités consommées de chaque produit concerné au cours de la période 1984
The result of weighting the prices of the products concerned by the quantities consumed during the period 1984

TABLEAU 4
TABLE

Coût CAF d'approvisionnement en brut de la Communauté.

CIF Cost of Community crude oil supplies.

| | \$/B | \$/T |
|---|---------|----------|
| Prix au 15.12.78 Price as at | 13,87 | 107,76 |
| Prix au mois d'avril 1985 Price as at April 1985 | 28,13 | ± 209,21 |
| Evolution (%) 26.8.85 / 15.12.78 | + 103 % | |

IP (85) 383

**PRESSE-MEDELDELSE · MITTEILUNG AN DIE PRESSE · PRESS-RELEASE · INFORMATION A LA PRESSE
ΑΝΑΚΟΙΝΩΣΗ ΓΙΑ ΤΟΝ ΤΥΠΟ · INFORMAZIONE ALLA STAMPA · MEDEDELING AAN DE PERS**

Brussels, 12 September 1985

COMMISSION OIL BULLETIN NO. 305

4417.411

The weekly oil bulletin, published by the Commission, gives the latest available data relating to price development in the Member States and for the Community as a whole. The Commission considers that the bulletin contributes to improved transparency as regards Community oil markets.

The figures given in each bulletin follow the development over time of certain prices. They permit a comparison at any instant in time between Member States but such a comparison may not be representative of international price relationships over a longer period. Moreover, it is evident that such a comparison is limited even if fluctuations in exchange rates are ignored; although valid for identical products sold to the same categories of consumer no account is taken of market structures, (the product categories reported are not in every case representative of the bulk of sales for each product in each country), quality specifications and methods of distribution which are unique to each Member State. In this context the essentially indicative nature of some elements of table 2 is emphasised.

A detailed methodology will be appended to the bulletin published at the beginning of each quarter.

The Commission Oil Bulletin is freely available on demand (telephone 235.35.75).

Weekly summary :

Evolution (in %) of Community indications for :

1^o) Weighted average pre-tax prices
for principal oil products at 2.9.95 (Table 2)
compared with 15.12.1978 + 50 %
compared with previous week - 2,60 %

2^o) Weighted average CIF cost of crude (1)
oil supplies for May 1985 (Table 4)
compared with 15.12.1978 + 100 %

(1) The CIF supply cost is derived from monthly declarations by Member States (see Oil Bulletin 252 for methodology).

NIVEAUX INDICATIFS HEBDOMADAIRES DES PRIX HORS TAXES A LA CONSOMMATION
WEEKLY INDICATIVE CONSUMER PRICE LEVELS TAX AND DUTIES EXCLUDED (1)

Prix au : 2.9.1985
Prices as at :

TABLEAU 1
TABLE

En monnaies nationales
In national currencies

| | Esence super Premium gasoline 1000 L (2) | Esence normale Regular gasoline 1000 L (2) | Gasoil moteur Automotive gasoil 1000 L (2) | Gasoil chauffage Heating gasoil 1000 L (3) | Fuel Residuel HTS Residual Fuel Oil HSC Tonne (4) |
|--------------------|---|---|---|---|--|
| Belgique (FB) | 14.872 | 13.992 | 14.702 | 13.308 | 9.115 |
| Danmark (DK) | 2.710 | 2.595 | 2.625 | 2.410 | 1.555 |
| Deutschland (DM) | 658 | 594 | 665 | 660 | 436 |
| Elles (DR) | 45.988 | 40.988 | 30.193 | 30.193 | 23.492 |
| France (FF) | 2.110 | 2.120 | 2.190 | 2062,20 | 1.238 |
| Ireland (Irish £) | 287,49 | 275,29 | 279,21 | 226,53 | 175,70 |
| Italia (Lire) | 485.490 | 443.120 | 479.410 | 433.521 | 284.439 |
| Luxembourg (FL) | 15.150 | 14.250 | 13.940 | 13.370 | 9.159 |
| Nederland (FL) | 777 | 726 | 815 | 753 | 517 |
| United Kingdom (£) | 199,10 | 192,20 | 211,10 | 202,70 | 123,00 |

TABLEAU 2
TABLE

En dollars
In dollars 2.9.1985

| | Esence super Premium gasoline 1000 L (2) | Esence normale Regular gasoline 1000 L (2) | Gasoil moteur Automotive gasoil 1000 L (2) | Gasoil chauffage Heating gasoil 1000 L (3) | Fuel Residuel HTS Residual Fuel Oil HSC Tonne (4) |
|---|---|---|---|---|--|
| Belgique | 259,68 | 244,31 | 256,71 | 232,37 | 159,15 |
| Danmark | 264,14 | 252,93 | 255,86 | 234,90 | 151,56 |
| Deutschland | 232,57 | 209,95 | 235,04 | 233,28 | 154,10 |
| Elles | 341,74 | 304,58 | 224,36 | 224,36 | 174,57 |
| France | 244,21 | 245,37 | 253,47 | 238,68 | 143,28 |
| Ireland | 316,37 | 302,94 | 307,26 | 249,29 | 193,35 |
| Italia | 256,66 | 234,26 | 253,45 | 229,19 | 150,37 |
| Luxembourg | 264,53 | 248,82 | 243,40 | 233,45 | 159,92 |
| Nederland | 244,14 | 228,12 | 256,08 | 236,60 | 162,45 |
| United Kingdom | 275,87 | 266,31 | 292,50 | 280,86 | 170,43 |
| C. E. E. / E. E. C. a) Moyenne/Average (5) | 256,02 | 228,94 | 253,47 | 234,50 | 156,26 |
| b) Variation moyenne % Average variation % 2.9.85/ 15.12.78 | + 33 % | + 25 % | + 46% | + 62% | + 64% |
| c) Variation moyenne sur les 5 produits Average variation for all 5 products 2.9.85/ 15.12.78 | | | + 50 % | | |

2.9.1985

TABLEAU 3
TABLEEn écu
In écu

| | Essence super Premium gasoline 1000 L (2) | Essence normale Regular gasoline 1000 L (2) | Gasoil moteur Automotive gasoil 1000 L (2) | Gasoil chauffage Heating gasoil 1000 L (3) | Fuel Residual HTS Residual fuel Oil HSC Tonne (4) |
|--|--|--|---|---|--|
| Belgique | 329,31 | 309,83 | 325,55 | 294,68 | 201,83 |
| Danmark | 334,97 | 320,76 | 324,47 | 297,89 | 192,21 |
| Deutschland | 294,94 | 266,25 | 298,07 | 295,83 | 195,43 |
| Ellas | 433,37 | 386,25 | 284,53 | 284,53 | 221,38 |
| France | 309,69 | 311,16 | 321,44 | 302,68 | 181,71 |
| Irlande | 401,22 | 384,19 | 389,66 | 316,14 | 245,20 |
| Italia | 325,49 | 297,08 | 321,41 | 290,65 | 190,70 |
| Luxembourg | 335,47 | 315,54 | 308,67 | 296,05 | 202,81 |
| Nederland | 309,61 | 289,29 | 324,75 | 300,05 | 206,01 |
| United Kingdom | 349,82 | 337,70 | 370,90 | 356,14 | 216,11 |
| C. E. E. / E. E. C. Moyenne/Average (5) | 324,66 | 290,33 | 321,44 | 297,38 | 198,16 |

TABLEAU 4
TABLECoût CAF d'approvisionnement en brut de la
Communauté.
CIF Cost of Community crude oil supplies.

| | \$/B | \$/T |
|--|-------|----------|
| Prix au 15.12.78 Price as at | 13,87 | 107,76 |
| Prix au mois de Mai 1985 Price as at May 1985 | 27,80 | ± 206,55 |
| Evolution (%) 2.9.85 / 15.12.78 | | |

+ 100 %

- (1) Prix les plus souvent pratiqués et ainsi représentatifs, selon les meilleures estimations des experts des Etats membres, du marché pétrolier de chaque Etat Membre
Prices most frequently charged and thus representative of the oil market in each Member State, according to the best estimates of the national experts
- (2) Prix à la pompe
Pump price
- (3) Prix pour livraison de 2.000 à 5.000 litres. Pour l'Irlande livraisons s'étendant au secteur industriel
Prices for deliveries of 2,000 to 5,000 litres. For Ireland deliveries apply to industrial sector
- (4) Prix pour livraison inférieure à 2.000 tonnes par mois ou inférieure à 24.000 tonnes par an. Prix franco consommateur. Pour l'Irlande livraisons de 500 à 1.000 tonnes par mois
Prices for offtakes of less than 2,000 tons per month or less than 24,000 tons per year. Delivered Consumer Prices. For Ireland deliveries are in the range of 500 to 1.000 T per month
- (5) La moyenne résulte d'une pondération des quantités consommées de chaque produit concerné au cours de la période 1984
The result of weighting the prices of the products concerned by the quantities consumed during the period 1984

Prix de vente des produits pétroliers en monnaies nationales
Selling Prices of Petroleum Products in National currencies.

(Tableau mensuel)

Prix moyens pratiqués au
Average of prices ruling as at

15.6.1985

| |
|--------------------|
| TABLEAU TABLE 5 |
|--------------------|

| | Essence super Premium Gasoline 1000 L (1) | | | Essence Normale Regular Gasoline 1000 L (1) | | | Gasoil Moteur Automotive Gasoil 1000 L (1) | | |
|------------------|---|-----------------------------|--------------------------------|---|-----------------------------|--------------------------------|--|-----------------------------|------------------------------|
| | Taxes | Hors taxes Without Taxes | Prix de vente Selling Price | Taxes | Hors taxes Without Taxes | Prix de vente Selling Price | Taxes | Hors taxes Without taxes | Prix de vent Selling Pric |
| Belgique (FB) | 18.386 | 17.544 | 35.930 | 18.126 | 16.504 | 34.630 | 10.204 | 14.566 | 24.770 |
| Danmark (KD) | 3350,74 | 2669,26 | 6.020 | 3343,36 | 2.636,64 | 5.980 | 1001,97 | 2558,03 | 3.560 |
| Deutschland (DM) | 709,70 | 751 | 1460,70 | 701,40 | 697,- | 1398,40 | 601,- | 695 | 1.296 |
| Ellas (DR) | 26.011,72 | 38.988,28 | 65.000 | 24011,43 | 31.988,57 | 56.000 | 7806,67 | 23.693,33 | 31.500 |
| France (FF) | 3.530 | 2.290 | 5.820 | 3.380 | 2.270 | 5.650 | 1.990 | 2.270 | 4.260 |
| Ireland (I.£) | 382,75 | 297,25 | 680 | 379,39 | 282,61 | 662 | 302,28 | 298,72 | 601 |
| Italie (Lire) | 848.320 | 506.680 | 1.355.000 | 840.700 | 464.300 | 1.305.000 | 225.270 | 488.730 | 714.000 |
| Luxembourg (FL) | 12.060 | 16.840 | 28.900 | 11.950 | 15.950 | 27.900 | 6.700 | 15.300 | 22.000 |
| Nederland (FL) | 1.031 | 893 | 1.924 | 1.019 | .835 | 1.854 | 388 | 806 | 1.194 |
| U. Kingdom (£) | 237,60 | 208,30 | 445,90 | 236,50 | 201,00 | 437,50 | 207,70 | 223,30 | 431,00 |

| | Gasoil Chauffage Heating Gasoil 1000 L (3) | | | Fuel Lourd HTS Heavy Fuel HSC Tonne (3) | | |
|------------------|--|-----------------------------|--------------------------------|---|-----------------------------|--------------------------------|
| | Taxes | Hors taxes Without Taxes | Prix de vente Selling Price | Taxes | Hors taxes Without Taxes | Prix de vente Selling Price |
| Belgique (FB) | 2.235 | 13.145 | 15.380 | - | 8.988 | 8.988 |
| Danmark (KD) | 983,93 | 2476,07 | 3.460 | 410 | 1.655 | 2.065 |
| Deutschland (DM) | 108,40 | 639 | 747,40 | 15 | 467 | 482 |
| Ellas (DR) | 7806,67 | 23.693,33 | 31.500 | 3.508 | 19.492 | 23.000 |
| France (FF) | 827,60 | 2195,40 | 3.023,00 | 165 | 1.331 | 1.496 |
| Ireland (I.£) | 45,80 | 265,53 | 311,33 | 10,14 | 187,19 | 197,33 |
| Italia (Lire) | 215.140 | 432.470 | 647.610 | 10.000 | 288.530 | 298.530 |
| Luxembourg (FL) | 880 | 14.720 | 15.600 | 100 | 10.613 | 10.713 |
| Nederland (FL) | 183 | 746 | 929 | 11,20 | 539 | 550,20 |
| U. Kingdom (£) | 7,70 | 202,60 | 210,30 | 7,93 | 150,53 | 158,46 |

Taux de change au 17.6.85

1 \$ = 61,83 FB - 11,0050 CD -
 3,0665 DM - 3,0665 DM - 135,89 DR
 9,3525 FF - 0,9799 IRL - 1.954 Lit.
 3,4570 FL - 0,7846 UKL -

1 ECU = 45,2385 FB - 8,05191 CD -
 2,24363 DM - 99,4252 DR - 6,84284 FF
 0,716962 IRL - 1429,66 Lit. -
 2,52935 FL - 0,574076 UKL.

(1) Prix à la pompe/Pump price

(2) Livraisons de 2000 à 5000 L./Deliveries of 2,000 to 5,000 L.

(3) Livraisons de moins 2000 tonnes par mois et de moins de 24.000 tonnes par an
 Offtakes of less than 2,000 tons per month or less than 24,000 tons per year.

IP (85) 391

**PRESSE-MEDDELELSE · MITTEILUNG AN DIE PRESSE · PRESS-RELEASE · INFORMATION A LA PRESSE
ΑΝΑΚΟΙΝΩΣΗ ΓΙΑ ΤΟΝ ΤΥΠΟ · INFORMAZIONE ALLA STAMPA · MEDEDELING AAN DE PERS**

Brussels, 19 September 1985

COMMISSION OIL BULLETIN NO. 306

4417.411

The weekly oil bulletin, published by the Commission, gives the latest available data relating to price development in the Member States and for the Community as a whole. The Commission considers that the bulletin contributes to improved transparency as regards Community oil markets.

The figures given in each bulletin follow the development over time of certain prices. They permit a comparison at any instant in time between Member States but such a comparison may not be representative of international price relationships over a longer period. Moreover, it is evident that such a comparison is limited even if fluctuations in exchange rates are ignored; although valid for identical products sold to the same categories of consumer no account is taken of market structures, (the product categories reported are not in every case representative of the bulk of sales for each product in each country), quality specifications and methods of distribution which are unique to each Member State. In this context the essentially indicative nature of some elements of table 2 is emphasised.

A detailed methodology will be appended to the bulletin published at the beginning of each quarter.

The Commission Oil Bulletin is freely available on demand (telephone 235.35.75).

Weekly summary :

Evolution (in %) of Community indications for :

| | | |
|---|-----------|--------------------|
| 1 ^o) Weighted average pre-tax prices for principal oil products at 9.9.85 compared with 15.12.1978 compared with previous week | (Table 2) | + 44 % - 4,30 % |
| 2 ^o) Weighted average CIF cost of crude ⁽¹⁾ oil supplies for May 1985 (Table 4) compared with 15.12.1978 | | + 100 % |

(1) The CIF supply cost is derived from monthly declarations by Member States (see Oil Bulletin 252 for methodology).

NIVEAUX INDICATIFS HEBDOMADAIRES DES PRIX HORS TAXES A LA CONSOMMATION
WEEKLY INDICATIVE CONSUMER PRICE LEVELS TAX AND DUTIES EXCLUDED (1)

Prix au
Prices as at : 9.9.1985

TABEAU
TABLE 1

En monnaies nationales
In national currencies

| | Esence super Premium gasoline 1000 L (2) | Esence normale Regular gasoline 1000 L (2) | Gasoi moteur Automotive gasoil 1000 L (2) | Gasoi chauffage Heating gasoil 1000 L (3) | Fuel Residual HTS Residual Fuel Oil HSC Tonne (4) |
|--------------------|---|---|--|--|--|
| Belgique (FB) | 14.880 | 14.000 | 15.262 | 13.940 | 9.158 |
| Danmark (DK) | 2.545 | 2.430 | 2.625 | 2.410 | 1.555 |
| Deutschland (DM) | 632 | 568 | 682 | 673 | 450 |
| Ellas (DR) | 45.988 | 40.988 | 30.193 | 30.193 | 23.492 |
| France (FF) | 2.060 | 2.070 | 2.190 | 2062,20 | 1.238 |
| Ireland (Irish £) | 287,49 | 275,29 | 279,21 | 226,53 | 175,70 |
| Italia (Lire) | 477.010 | 434.640 | 479.410 | 440.328 | 288.799 |
| Luxembourg (FL) | 15.150 | 14.250 | 13.940 | 13.370 | 9.159 |
| Nederland (FL) | 785 | 735 | 847 | 785 | 532 |
| United Kingdom (£) | 198,50 | 191,60 | 211,10 | 194,80 | 125,00 |

9.9.1985

En dollars
In dollars

TABEAU
TABLE 2

| | Esence super Premium gasoline 1000 L (2) | Esence normale Regular gasoline 1000 L (2) | Gasoi moteur Automotive gasoil 1000 L (2) | Gasoi chauffage Heating gasoil 1000 L (3) | Fuel Residual HTS Residual Fuel Oil HSC Tonne (4) |
|---|---|---|--|--|--|
| Belgique | 249,62 | 234,85 | 256,03 | 233,85 | 153,63 |
| Danmark | 238,12 | 227,36 | 245,61 | 225,49 | 145,49 |
| Deutschland | 214,10 | 192,42 | 211,04 | 227,99 | 152,44 |
| Ellas | 327,64 | 292,02 | 245,11 | 215,11 | 167,36 |
| France | 228,76 | 229,87 | 243,19 | 229,00 | 137,47 |
| Ireland | 303,03 | 290,17 | 294,30 | 238,77 | 185,20 |
| Italia | 242,87 | 221,30 | 244,09 | 224,19 | 147,04 |
| Luxembourg | 254,15 | 239,05 | 233,85 | 224,29 | 153,64 |
| Nederland | 236,65 | 221,58 | 255,35 | 236,65 | 160,38 |
| United Kingdom | 257,35 | 248,41 | 275,69 | 252,56 | 162,06 |
| C. E. E. / E. E. C. | | | | | |
| a) Moyenne / Average (5) | 239,86 | 212,29 | 241,84 | 228,18 | 151,37 |
| b) Variation moyenne % Average variation % 9.9.85 / 15.12.78 | + 25 % | + 16 % | + 41 % | + 58 % | + 59 % |
| c) Variation moyenne sur les 5 produits Average variation for all 5 products 9/9/85/ 15.12.78 | | | + 44 % | | |

9.9.1985

En écu

In écu

TARIFAU
TABLE 3

| | Essence super Premium gasoline 1000 L (2) | Essence normale Regular gasoline 1000 L (2) | Gasoil moteur Automotive gasoil 1000 L (2) | Gasoil chauffage Heating gasoil 1000 L (3) | Fuel Residual HTS Residual Fuel Oil HSC Tonne (4) |
|--------------------------------------|--|--|---|---|--|
| Belgique | 331,15 | 311,57 | 339,65 | 310,23 | 203,81 |
| Danmark | 315,90 | 301,63 | 325,83 | 299,15 | 193,02 |
| Deutschland | 284,04 | 255,27 | 306,51 | 302,46 | 202,24 |
| Ellas | 434,66 | 387,40 | 285,37 | 285,37 | 222,04 |
| France | 303,48 | 304,95 | 322,63 | 303,80 | 182,38 |
| Ireland | 401,98 | 384,92 | 390,41 | 316,75 | 245,67 |
| Italia | 322,20 | 293,58 | 323,83 | 297,43 | 195,07 |
| Luxembourg | 337,16 | 317,13 | 310,23 | 297,55 | 203,85 |
| Nederland | 313,95 | 293,96 | 338,75 | 313,95 | 212,77 |
| United Kingdom | 341,41 | 329,54 | 363,08 | 335,05 | 214,99 |
| C.E.E./E.E.C. Moyenne/Average (5) | 318,22 | 281,64 | 324,83 | 302,72 | 200,82 |

(1) Prix les plus souvent pratiqués et ainsi représentatifs, selon les meilleures estimations des experts des Etats membres, du marché pétrolier de chaque Etat Membre
Prices most frequently charged and thus representative of the oil market in each Member State, according to the best estimates of the national experts

(2) Prix à la pompe
Pump price

(3) Prix pour livraison de 2.000 à 5.000 litres. Pour l'Irlande livraisons s'étendant au secteur industriel
Prices for deliveries of 2,000 to 5,000 litres. For Ireland deliveries apply to industrial sector

(4) Prix pour livraison inférieure à 2.000 tonnes par mois ou inférieure à 24.000 tonnes par an. Prix franco consommateur. Pour l'Irlande livraisons de 500 à 1.000 tonnes par mois
Prices for offtakes of less than 2,000 tons per month or less than 24,000 tons per year. Delivered Consumer Prices. For Ireland deliveries are in the range of 500 to 1.000 T per month


(5) La moyenne résulte d'une pondération des quantités consommées de chaque produit concerné au cours de la période 1984
The result of weighting the prices of the products concerned by the quantities consumed during the period 1984

TABEAU 4
TABLE

Coût CAF d'approvisionnement en brut de la Communauté.
CIF Cost of Community crude oil supplies.

| | 8/B | 8/T |
|--|-------|----------|
| Prix au 15.12.78 Price as at | 13,87 | 107,76 |
| Prix au mois de Mai 1985 Price as at May 1985 | 27,80 | + 206,55 |
| Evolution (%) 9.9.85 / 15.12.78 | | |

+ 100 %



IP (85) 408

**PRESSE-MEDELDELSE · MITTEILUNG AN DIE PRESSE · PRESS-RELEASE · INFORMATION A LA PRESSE
ΑΝΑΚΟΙΝΩΣΗ ΓΙΑ ΤΟΝ ΤΥΠΟ · INFORMAZIONE ALLA STAMPA · MEDEDELING AAN DE PERS**

Brussels, 26 September 1985.

COMMISSION OIL BULLETIN NO. 307

4417.411

The weekly oil bulletin, published by the Commission, gives the latest available data relating to price development in the Member States and for the Community as a whole. The Commission considers that the bulletin contributes to improved transparency as regards Community oil markets.

The figures given in each bulletin follow the development over time of certain prices. They permit a comparison at any instant in time between Member States but such a comparison may not be representative of international price relationships over a longer period. Moreover, it is evident that such a comparison is limited even if fluctuations in exchange rates are ignored; although valid for identical products sold to the same categories of consumer no account is taken of market structures, (the product categories reported are not in every case representative of the bulk of sales for each product in each country), quality specifications and methods of distribution which are unique to each Member State. In this context the essentially indicative nature of some elements of table 2 is emphasised.

A detailed methodology will be appended to the bulletin published at the beginning of each quarter.

The Commission Oil Bulletin is freely available on demand (telephone 235.35.75).

Weekly summary :

Evolution (in %) of Community indications for :

1^o) Weighted average pre-tax prices
for principal oil products at 16.9.1985 (Table 2)

compared with 15.12.1978

+49%

compared with previous week

+3,10%

2^o) Weighted average CIF cost of crude (1)
oil supplies for May 1985 (Table 4)

compared with 15.12.1978

+100%

(1) The CIF supply cost is derived from monthly declarations by Member States (see Oil Bulletin 252 for methodology).

NIVEAUX INDICATIFS HEBDOMADAIRES DES PRIX HORS TAXES A LA CONSOMMATION
WEEKLY INDICATIVE CONSUMER PRICE LEVELS TAX AND DUTIES EXCLUDED (1)

Prix au
Prices as at : 16.9.1985

TABLEAU
TABLE 1

En monnaies nationales
In national currencies

| | Esence super Premium gasoline 1000 L (2) | Esence normale Regular gasoline 1000 L (2) | Gasoiil moteur Automotive gasoiil 1000 L (2) | Gasoiil chauffage Heating gasoiil 1000 L (3) | Fuel Residuel HTS Residual Fuel Oil HSC Tonne (4) |
|--------------------|---|---|---|---|--|
| Belgique (FB) | 15.440 | 14.480 | 15.534 | 14.282 | 9.116 |
| Danmark (DK) | 2.630 | 2.515 | 2.665 | 2.435 | 1.555 |
| Deutschland (DM) | 691 | 628 | 708 | 692 | 454 |
| Ellas (DR) | 45.988 | 40.988 | 30.193 | 30.193 | 23.492 |
| France (FF) | 2.020 | 2.040 | 2.200 | 2.027,60 | 1.308 |
| Ireland (Irish £) | 276,11 | 266,35 | 282,45 | 229,80 | 177,84 |
| Italia (Lire) | 468.540 | 426.170 | 486.190 | 440.835 | 290.400 |
| Luxembourg (FL) | 15.150 | 14.250 | 13.940 | 13.370 | 9.159 |
| Nederland (FL) | 819 | 768 | 869 | 808 | 544 |
| United Kingdom (£) | 196,30 | 189,30 | 210,80 | 204,40 | 127,00 |

En dollars
In dollars
16.9.1985

TABLEAU
TABLE 2

| | Esence super Premium gasoline 1000 L (2) | Esence normale Regular gasoline 1000 L (2) | Gasoiil moteur Automotive gasoiil 1000 L (2) | Gasoiil chauffage Heating gasoiil 1000 L (3) | Fuel Residuel HTS Residual Fuel Oil HSC Tonne (4) |
|---|---|---|---|---|--|
| Belgique | 262,89 | 246,55 | 264,49 | 243,18 | 155,21 |
| Danmark | 249,90 | 238,97 | 253,23 | 231,37 | 147,75 |
| Deutschland | 237,60 | 215,94 | 243,44 | 237,94 | 156,11 |
| Ellas | 330,72 | 294,77 | 217,13 | 217,13 | 168,94 |
| France | 227,88 | 230,14 | 248,19 | 228,74 | 147,56 |
| Ireland | 295,46 | 285,01 | 302,25 | 245,90 | 190,30 |
| Italia | 240,64 | 218,88 | 249,71 | 226,41 | 149,15 |
| Luxembourg | 257,96 | 242,63 | 237,35 | 227,65 | 155,95 |
| Nederland | 250,68 | 235,07 | 265,99 | 247,32 | 166,51 |
| United Kingdom | 261,59 | 252,26 | 280,91 | 272,38 | 169,24 |
| C.E.E./E.E.C. | | | | | |
| a) Moyenne/Average (5) | 246,36 | 227,34 | 252,70 | 234,04 | 156,03 |
| b) Variation moyenne % Average variation % 16.9.85/15.12.78 | +28% | +24% | +45% | +62% | +64% |
| c) Variation moyenne sur les 5 produits Average variation for all 5 products 16.9.85/15.12.78 | | | +49% | | |

TABLEAU 3
TABLE

en écu
In écu
16.9.85

| | Essence super Premium gasoline 1000 L (2) | Essence normale Regular gasoline 1000 L (2) | Gasoil moteur Automotive gasoil 1000 L (2) | Gasoil chauffage Heating gasoil 1000 L (3) | Fuel Residuel HTS Residual Fuel Oil HSC Tonne (4) |
|--------------------------------------|--|--|---|---|--|
| Belgique | 343,04 | 321,71 | 345,13 | 317,31 | 202,54 |
| Danmark | 326,15 | 311,89 | 330,49 | 301,97 | 192,84 |
| Deutschland | 310,09 | 281,82 | 317,72 | 310,54 | 203,74 |
| Ellas | 431,63 | 384,70 | 283,38 | 283,38 | 220,49 |
| France | 297,41 | 300,36 | 323,92 | 298,53 | 192,58 |
| Ireland | 385,57 | 371,94 | 394,44 | 320,90 | 248,34 |
| Italia | 314,06 | 285,66 | 325,90 | 295,49 | 194,66 |
| Luxembourg | 336,60 | 316,60 | 309,72 | 297,05 | 203,49 |
| Nederland | 327,17 | 306,80 | 347,14 | 322,78 | 217,31 |
| United Kingdom | 341,37 | 329,20 | 366,59 | 355,46 | 220,86 |
| C.E.E./E.E.C. Moyenne/Average (5) | 321,53 | 296,70 | 329,80 | 305,44 | 203,64 |

- (1) Prix les plus souvent pratiqués et ainsi représentatifs, selon les meilleures estimations des experts des Etats membres, du marché pétrolier de chaque Etat Membre
Prices most frequently charged and thus representative of the oil market in each Member State, according to the best estimates of the national experts
- (2) Prix à la pompe
Pump price
- (3) Prix pour livraison de 2.000 à 5.000 litres. Pour l'Irlande livraisons s'étendant au secteur industriel
Prices for deliveries of 2,000 to 5,000 litres. For Ireland deliveries apply to industrial sector
- (4) Prix pour livraison inférieure à 2.000 tonnes par mois ou inférieure à 24.000 tonnes par an. Prix franco consommateur. Pour l'Irlande livraisons de 500 à 1.000 tonnes par mois
Prices for offtakes of less than 2,000 tons per month or less than 24,000 tons per year. Delivered Consumer Prices. For Ireland deliveries are in the range of 500 to 1.000 T per month
- (5) La moyenne résulte d'une pondération des quantités consommées de chaque produit concerné au cours de la période 1984
The result of weighting the prices of the products concerned by the quantities consumed during the period 1984

TABLEAU 4
TABLE

Coût CAF d'approvisionnement en brut de la Communauté.

CIF Cost of Community crude oil supplies.

| | \$/B | \$/T |
|--|-------|---------|
| Prix au 15.12.78 Price as at | 13,87 | 107,76 |
| Prix au mois de mai 1985 Price as at May 1985 | 27,80 | +206,55 |
| Evolution (%) 16.9.85 /15.12.78 | +100% | |

Prix de vente des produits pétroliers en monnaies nationales
Selling Prices of Petroleum Products in National currencies.

(Tableau mensuel)

Prix moyens pratiqués au
Average of prices ruling as at 15/7/1985

| |
|--------------------|
| TABLEAU 5 TABLE |
|--------------------|

| | Essence super Premium Gasoline 1000 L (1) | | | Essence Normale Regular Gasoline 1000 L (1) | | | Gasoil Moteur Automotive Gasoil 1000 L (1) | | |
|------------------|---|-----------------------------|--------------------------------|---|-----------------------------|--------------------------------|--|-----------------------------|--------------------------------|
| | Taxes | Hors taxes Without Taxes | Prix de vente Selling Price | Taxes | Hors taxes Without Taxes | Prix de vente Selling Price | Taxes | Hors taxes Without taxes | Prix de vente Selling Price |
| Belgique (FB) | 18.010 | 16.040 | 34.050 | 17.770 | 15.080 | 32.850 | 10.130 | 14.270 | 24.400 |
| Danmark (KD) | 3.415 | 2.915 | 6.320 | 3.380 | 2.800 | 6.180 | 1.030 | 2.690 | 3.720 |
| Deutschland (DM) | 707,70 | 742 | 1.449,70 | 698,40 | 675 | 1.373,40 | 599,80 | 682 | 1.281,80 |
| Ellas (DR) | 26.011,72 | 38.988,28 | 65.000 | 24.011,43 | 31.988,57 | 56.000 | 7.806,67 | 23.693,33 | 31.500 |
| France (FF) | 3.530 | 2.250 | 5.780 | 3.370 | 2.250 | 5.620 | 1.980 | 2.250 | 4.230 |
| Ireland (I.£) | 382,01 | 293,99 | 676 | 379,20 | 281,80 | 661 | 298,54 | 282,46 | 581 |
| Italia (Lire) | 846.800 | 498.200 | 1.345.000 | 839170 | 455.830 | 1.295.000 | 223.590 | 479.410 | 703.000 |
| Luxembourg (FL) | 12.060 | 16.840 | 28.900 | 11.950 | 15.950 | 27.900 | 6.580 | 14.720 | 21.300 |
| Nederland (FL) | 1.023 | 852 | 1.875 | 1.011 | 793 | 1.804 | 385 | 789 | 1.174 |
| U. Kingdom (£) | 236,40 | 201,10 | 437,50 | 235,40 | 193,80 | 429,20 | 206,20 | 213,10 | 419,30 |

Taux de change au 15.7.1985

1\$ -57,87FB - 10,3490 CD -
2,8755 DM - 129,44 DR -
8,7275 FF - 0,9170 IRL -
1.863,25 Lires - 3,2375 FL-
0,7171 UK£

1 écu = 45,3044 FB - 8,10186CD
2,25113 DM - 101,334 DR
6,83245 FF - 0,717895 I
1458,67 Lit. - 2,53452F
0,561394 UK £

| | Gasoil Chauffage Heating Gasoil 1000 L (3) | | | Fuel Lourd HTS Heavy Fuel HSC Tonne (3) | | |
|------------------|--|-----------------------------|--------------------------------|---|-----------------------------|--------------------------------|
| | Taxes | Hors taxes Without Taxes | Prix de vente Selling Price | Taxes | Hors taxes Without Taxes | Prix de vente Selling Price |
| Belgique (FB) | 2.206 | 12.974 | 15.180 | - | 8.815 | 8.815 |
| Danmark (KD) | 904 | 2.476 | 3.380 | 410 | 1.655 | 2.065 |
| Deutschland (DM) | 106,20 | 620 | 726,20 | 15 | 444,70 | 459,70 |
| Ellas (DR) | 7.806,67 | 23.693,33 | 31.500 | 3.508 | 19.492 | 23.000 |
| France (FF) | 818,20 | 2.144,80 | 2.963 | 165 | 1.307 | 1.472 |
| Ireland (I.£) | 44,23 | 249,85 | 294,08 | 10,14 | 174,46 | 184,60 |
| Italia (Lire) | 211.600 | 412.815 | 624.415 | 10.000 | 279.706 | 289.706 |
| Luxembourg (FL) | 850 | 14.150 | 15.000 | 100 | 9.255 | 9.355 |
| Nederland (FL) | 179 | 727 | 906 | 11,20 | 520 | 531,20 |
| U. Kingdom (£) | 7,70 | 198,30 | 206,00 | 7,82 | 133,76 | 141,58 |

(1) Prix à la pompe/Pump price

(2) Livraisons de 2000 à 5000 L./Deliveries of 2,000 to 5,000 L.

(3) Livraisons de moins 2000 tonnes par mois et de moins de 24.000 tonnes par an
Offtakes of less than 2,000 tons per month or less than 24,000 tons per year.

IP (85) 422

**PRESSE-MEDELDELSE • MITTEILUNG AN DIE PRESSE • PRESS-RELEASE • INFORMATION A LA PRESSE
ΑΝΑΚΟΙΝΩΣΗ ΓΙΑ ΤΟΝ ΤΥΠΟ • INFORMAZIONE ALLA STAMPA • MEDEDELING AAN DE PERS**

Brussels, 3 October 1985.

COMMISSION OIL BULLETIN NO. 308

4417.411

The weekly oil bulletin, published by the Commission, gives the latest available data relating to price development in the Member States and for the Community as a whole. The Commission considers that the bulletin contributes to improved transparency as regards Community oil markets.

The figures given in each bulletin follow the development over time of certain prices. They permit a comparison at any instant in time between Member States but such a comparison may not be representative of international price relationships over a longer period. Moreover, it is evident that such a comparison is limited even if fluctuations in exchange rates are ignored; although valid for identical products sold to the same categories of consumer no account is taken of market structures, (the product categories reported are not in every case representative of the bulk of sales for each product in each country), quality specifications and methods of distribution which are unique to each Member State. In this context the essentially indicative nature of some elements of table 2 is emphasised.

A detailed methodology will be appended to the bulletin published at the beginning of each quarter.

The Commission Oil Bulletin is freely available on demand (telephone 235.35.75).

Weekly summary :

Evolution (in %) of Community indications for :

1^o) Weighted average pre-tax prices
for principal oil products at 23.9.85 (Table 2)

compared with 15.12.1978

+60%

compared with previous week

+7,6%

2^o) Weighted average CIF cost of crude (1)
oil supplies for May 1985 (Table 4)

compared with 15.12.1978

+100%

(1) The CIF supply cost is derived from monthly declarations by Member States (see Oil Bulletin 252 for methodology).

NIVEAUX INDICATIFS HEBDOMADAIRES DES PRIX HORS TAXES A LA CONSOMMATION
WEEKLY INDICATIVE CONSUMER PRICE LEVELS TAX AND DUTIES EXCLUDED (1)

Prix au
Prices as at : 23.9.1985

TABLEAU 1
TABLE

En monnaies nationales
In national currencies

| | Esence super Premium gasoline 1000 L (2) | Esence normale Regular gasoline 1000 L (2) | Gasoil moteur Automotive gasoil 1000 L (2) | Gasoil chauffage Heating gasoil 1000 L (3) | Fuel Residuel HTS Residual Fuel Oil HSC Tonne (4) |
|--------------------|---|---|---|---|--|
| Belgique (FB) | 15.448 | 14.488 | 15.302 | 13.897 | 9.159 |
| Danmark (DK) | 2.630 | 2.515 | 2.665 | 2.435 | 1.555 |
| Deutschland (DM) | 689 | 627 | 742 | 686 | 454 |
| Ellas (DR) | 45.988 | 40.988 | 30.193 | 30.193 | 23.492 |
| France (FF) | 2.030 | 2.050 | 2.210 | 2027,60 | 1.308 |
| Ireland (Irish £) | 280,99 | 272,04 | 290,59 | 229,80 | 177,84 |
| Italia (Lire) | 472.780 | 430.400 | 492.970 | 448.679 | 294.606 |
| Luxembourg (FL) | 15.150 | 14.250 | 14.860 | 14.290 | 9.329 |
| Nederland (FL) | 819 | 768 | 869 | 808 | 544 |
| United Kingdom (£) | 195,10 | 188,10 | 210,50 | 202,90 | 127,80 |

En dollars
In dollars 23.9.1985

TABL FAV 2
TABLE

| | Esence super Premium gasoline 1000 L (2) | Esence normale Regular gasoline 1000 L (2) | Gasoil moteur Automotive gasoil 1000 L (2) | Gasoil chauffage Heating gasoil 1000 L (3) | Fuel Residuel HTS Residual Fuel Oil HSC Tonne (4) |
|--|---|---|---|---|--|
| Belgique | 280,87 | 263,42 | 278,22 | 252,67 | 166,53 |
| Danmark | 267,28 | 255,59 | 270,83 | 247,46 | 158,03 |
| Deutschland | 254,48 | 231,58 | 274,05 | 253,37 | 167,68 |
| Ellas | 350,38 | 312,29 | 230,04 | 230,04 | 178,99 |
| France | 245,64 | 248,06 | 267,42 | 245,35 | 158,28 |
| Ireland | 322,01 | 311,76 | 333,02 | 263,35 | 203,80 |
| Italia | 258,31 | 235,16 | 269,35 | 245,15 | 160,96 |
| Luxembourg | 275,45 | 259,09 | 270,18 | 259,82 | 169,62 |
| Nederland | 268,79 | 252,05 | 285,20 | 265,18 | 178,54 |
| United Kingdom | 280,64 | 270,57 | 302,79 | 291,86 | 183,83 |
| C.E.E./E.E.C. | | | | | |
| a) Moyenne/Average (5) | 264,44 | 243,92 | 275,10 | 249,97 | 168,05 |
| b) Variation moyenne % Average variation % 23.9.85/15.12.78 | +37% | +33% | +58% | +73% | +76% |
| c) Variation moyenne sur les 5 produits Average variation for all 5 products 23.9.85 /15.12.1978 | | | +60% | | |

TABLEAU 3
TABLE

En écu 23.9.1985
In écu

| | Essence super Premium gasoline 1000 L (2) | Essence normale Regular gasoline 1000 L (2) | Gasoil moteur Automotive gasoil 1000 L (2) | Gasoil chauffage Heating gasoil 1000 L (3) | Fuel Residuel HTS Residual Fuel Oil HTS Tonne (4) |
|--------------------------------------|--|--|---|---|--|
| Belgique | 341,74 | 320,50 | 338,51 | 307,43 | 202,62 |
| Danmark | 325,20 | 310,98 | 329,53 | 301,09 | 192,28 |
| Deutschland | 309,63 | 281,76 | 333,44 | 308,28 | 204,02 |
| Ellas | 426,32 | 379,97 | 279,89 | 279,89 | 217,77 |
| France | 298,88 | 301,82 | 325,38 | 298,52 | 192,58 |
| Ireland | 391,80 | 379,32 | 405,18 | 320,42 | 247,97 |
| Italia | 314,29 | 286,12 | 327,72 | 298,27 | 195,85 |
| Luxembourg | 335,15 | 315,24 | 328,73 | 316,12 | 206,38 |
| Nederland | 327,04 | 306,67 | 347,00 | 322,65 | 217,23 |
| United Kingdom | 341,47 | 329,22 | 368,43 | 355,12 | 223,68 |
| C.E.E./E.E.C. Moyenne/Average (5) | 321,75 | 296,77 | 334,72 | 304,14 | 204,47 |

- (1) Prix les plus souvent pratiqués et ainsi représentatifs, selon les meilleures estimations des experts des Etats membres, du marché pétrolier de chaque Etat Membre
Prices most frequently charged and thus representative of the oil market in each Member State, according to the best estimates of the national experts
- (2) Prix à la pompe
Pump price
- (3) Prix pour livraison de 2.000 à 5.000 litres. Pour l'Irlande livraisons s'étendant au secteur industriel
Prices for deliveries of 2,000 to 5,000 litres. For Ireland deliveries apply to industrial sector
- (4) Prix pour livraison inférieure à 2.000 tonnes par mois ou inférieure à 24.000 tonnes par an. Prix franco consommateur. Pour l'Irlande livraisons de 500 à 1.000 tonnes par mois
Prices for offtakes of less than 2,000 tons per month or less than 24,000 tons per year. Delivered Consumer Prices. For Ireland deliveries are in the range of 500 to 1.000 T per month
- (5) La moyenne résulte d'une pondération des quantités consommées de chaque produit concerné au cours de la période 1984
The result of weighting the prices of the products concerned by the quantities consumed during the period 1984

TABLEAU 4
TABLE

Coût CAF d'approvisionnement en brut de la Communauté.
CIF Cost of Community crude oil supplies.

| | \$/B | \$/T |
|--|-------|---------|
| Prix au 15.12.78 Price as at | 13,87 | 107,76 |
| Prix au mois de mai 1985 Price as at May 1985 | 27,80 | +206,55 |
| Evolution (%) 23.9.85 /15.12.78 | +100% | |

IP (85) 429

**PRESSE-MEDELSELE - MITTEILUNG AN DIE PRESSE - PRESS-RELEASE - INFORMATION A LA PRESSE
ΑΝΑΚΟΙΝΩΣΗ ΓΙΑ ΤΟΝ ΤΥΠΟ - INFORMAZIONE ALLA STAMPA - MEDEDELING AAN DE PERS**

4417.411

Bruxelles, Le 10 octobre 1985.

BULLETIN PETROLIER No. 309

Les bulletins pétroliers que la Commission publie chaque semaine indiquent les derniers renseignements disponibles sur les éléments concernant la formation des prix dans la Communauté et ses Etats Membres. Ces bulletins doivent contribuer dans l'esprit de la Commission à assurer une meilleure transparence des marchés pétroliers dans la Communauté.

Les chiffres indiqués dans chaque bulletin traduisent l'évolution dans le temps de certains prix. Ils permettent à un moment donné une comparaison entre Etats Membres mais une telle comparaison peut ne pas être représentative des rapports de prix internationaux au cours d'une longue période de temps. En outre, il est évident que cette comparaison, indépendamment de l'effet perturbateur des modifications de change, a des limites : incontestable pour des produits identiques vendus aux mêmes catégories de consommateurs, elle ne prend pas en compte les structures de consommation (les catégories de produits recensées ne représentent pas toujours l'essentiel des ventes pour chaque produit ou chaque pays), les spécifications de qualité et les méthodes de distribution propres à chaque Etat Membre. En ce sens on doit souligner la nature essentiellement indicative de certains éléments du Tableau 2.

Une description détaillée de la méthodologie utilisée sera jointe en annexe du bulletin paraissant au début de chaque trimestre calendaire.

Le bulletin pétrolier de la Commission est mis gracieusement à la disposition de ceux qui en effectuent la demande (tél. 235.35.75).

Résumé de la semaine :

évolution (en %) des indicateurs communautaires du

1°) Prix moyen hors taxes pondéré des
grands produits pétroliers au 30.9.85 (Tableau 2)
par rapport au 15.12.1978. +59%
par rapport à la semaine précédente -0,1%

2°) Coût CAF d'approvisionnement en
pétrole brut en mai 1985 (Tableau 4.)
par rapport au 15.12.78 +100%

(1) Le coût d'approvisionnement provient des déclarations mensuelles des Etats membres (cf bulletin 252 pour méthodologie).

NIVEAUX INDICATIFS HEBDOMADAIRES DES PRIX HORS TAXES A LA CONSOMMATION
WEEKLY INDICATIVE CONSUMER PRICE LEVELS TAX AND DUTIES EXCLUDED (1)

Prix au
Prices as at : 30.9.1985

TABLEAU
TABLE 1

En monnaies nationales
In national currencies

| | Essence super Premium gasoline 1000 L (2) | Essence normale Regular gasoline 1000 L (2) | Gasoil moteur Automotive gasoil 1000 L (2) | Gasoil chauffage Heating gasoil 1000 L (3) | Fuel Residuel HTS Residual Fuel Oil HSC Tonne (4) |
|--------------------|--|--|---|---|--|
| Belgique (FB) | 14.656 | 13.776 | 14.718 | 13.316 | 8.310 |
| Danmark (DK) | 2.260 | 2.149 | 2.665 | 2.435 | 1.555 |
| Deutschland (DM) | 720 | 658 | 742 | 661 | 453 |
| Ellas (DR) | 45.988 | 40.988 | 30.193 | 30.193 | 23.492 |
| France (FF) | 2.020 | 2.040 | 2.230 | 2.027,60 | 1.308 |
| Irland (Irish £) | 280,99 | 272,04 | 290,59 | 229,80 | 177,84 |
| Italia (Lire) | 472.780 | 430.400 | 505.680 | 446.922 | 291.806 |
| Luxembourg (FL) | 15.150 | 14.250 | 14.860 | 14.290 | 9.329 |
| Nederland (FL) | 777 | 726 | 835 | 774 | 506 |
| United Kingdom (£) | 194,20 | 187,30 | 210,50 | 197,10 | 119,10 |

(1) Prix les plus souvent pratiqués et ainsi représentatifs, selon les meilleures estimations des experts des Etats membres, du marché pétrolier de chaque Etat Membre
Prices most frequently charged and thus representative of the oil market in each Member State, according to the best estimates of the national experts

(2) Prix à la pompe
Pump price

(3) Prix pour livraison de 2.000 à 5.000 litres. Pour l'Irlande livraisons s'étendant au secteur industriel
Prices for deliveries of 2,000 to 5,000 litres. For Ireland deliveries apply to industrial sector

(4) Prix pour livraison inférieure à 2.000 tonnes par mois ou inférieure à 24.000 tonnes par an. Prix franco consommateur. Pour l'Irlande livraisons de 500 à 1.000 tonnes par mois
Prices for offtakes of less than 2,000 tons per month or less than 24,000 tons per year. Delivered Consumer Prices. For Ireland deliveries are in the range of 500 to 1.000 T per month

(5) La moyenne résulte d'une pondération des quantités consommées de chaque produit concerné au cours de la période 1984

The result of weighting the prices of the products concerned by the quantities consumed during the period 1984

En dollars
In dollars 30.9.1985

TABLEAU
TABLE 2

| | Essence super Premium gasoline 1000 L (2) | Essence normale Regular gasoline 1000 L (2) | Gasoil moteur Automotive gasoil 1000 L (2) | Gasoil chauffage Heating gasoil 1000 L (3) | Fuel Residuel HTS Residual Fuel Oil HSC Tonne (4) |
|---|--|--|---|---|--|
| Belgique | 269,81 | 253,61 | 270,95 | 245,14 | 152,98 |
| Danmark | 231,97 | 220,17 | 273,54 | 249,94 | 159,61 |
| Deutschland | 268,88 | 245,72 | 277,09 | 246,84 | 169,17 |
| Ellas | 349,90 | 311,86 | 229,73 | 229,73 | 178,74 |
| France | 247,20 | 249,65 | 272,90 | 248,13 | 160,07 |
| Irland | 324,24 | 313,92 | 335,32 | 265,17 | 205,22 |
| Italia | 261,35 | 237,92 | 279,54 | 247,05 | 161,31 |
| Luxembourg | 278,90 | 262,33 | 273,56 | 263,07 | 171,74 |
| Nederland | 257,40 | 240,50 | 276,61 | 256,40 | 167,62 |
| United Kingdom | 272,18 | 262,51 | 295,02 | 276,24 | 166,92 |
| C. E. E. / E. E. C. | | | | | |
| a) Moyenne/Average (5) | 264,62 | 249,48 | 277,82 | 247,42 | 164,78 |
| b) Variation moyenne % Average variation % 30.9.85/15.12.78 | +37% | +36% | +60% | +71% | +73% |
| c) Variation moyenne sur les 5 produits Average variation for all 5 products 30.9.85/15.12.78 | | | +59% | | |

TABLEAU 3
TABLE


En écu 30.9.1985
In écu

| | Essence super Premium gasoline 1000 L (2) | Essence normale Regular gasoline 1000 L (2) | Gasoil moteur Automotive gasoil 1000 L (2) | Gasoil chauffage Heating gasoil 1000 L (3) | Fuel Residuel HTS Residual Fuel Oil HSC Tonne (4) |
|--------------------------------------|--|--|---|---|--|
| Belgique | 326,56 | 306,95 | 327,94 | 296,70 | 185,16 |
| Danmark | 280,76 | 266,48 | 331,08 | 302,50 | 193,18 |
| Deutschland | 325,43 | 297,41 | 335,37 | 298,76 | 204,75 |
| Ellas | 423,50 | 377,46 | 278,05 | 278,05 | 216,34 |
| France | 299,19 | 302,16 | 330,30 | 300,32 | 193,74 |
| Irland | 392,46 | 379,96 | 405,87 | 320,97 | 248,39 |
| Italia | 316,32 | 287,96 | 338,33 | 299,02 | 195,24 |
| Luxembourg | 337,56 | 317,51 | 331,10 | 318,40 | 207,86 |
| Nederland | 311,53 | 291,09 | 334,79 | 310,33 | 202,88 |
| United Kingdom | 329,42 | 317,71 | 357,07 | 334,34 | 202,03 |
| C.E.E./E.E.C. Moyenne/Average (5) | 320,28 | 301,96 | 336,26 | 299,47 | 199,44 |

TABLEAU 4
TABLE

Coût CAF d'approvisionnement en brut de la
Communauté.
CIF Cost of Community crude oil supplies.

| | <u>\$/B</u> | <u>\$/T</u> |
|--|-------------|-------------|
| Prix au 15.12.78 Price as at | 13,87 | 107,76 |
| Prix au MAI 1985 Price as at MAY 1985 | 27,80 | +206,55 |
| Evolution (X) 30.9.85 /15.12.78 | +100% | |



IP (85) 453

**PRESSE-MEDDELELSE · MITTEILUNG AN DIE PRESSE · PRESS-RELEASE · INFORMATION A LA PRESSE
ΑΝΑΚΟΙΝΩΣΗ ΓΙΑ ΤΟΝ ΤΥΠΟ · INFORMAZIONE ALLA STAMPA · MEDEDELING AAN DE PERS**

Brussels, 17 October 1985.

COMMISSION OIL BULLETIN NO. 310

4417.411

The weekly oil bulletin, published by the Commission, gives the latest available data relating to price development in the Member States and for the Community as a whole. The Commission considers that the bulletin contributes to improved transparency as regards Community oil markets.

The figures given in each bulletin follow the development over time of certain prices. They permit a comparison at any instant in time between Member States but such a comparison may not be representative of international price relationships over a longer period. Moreover, it is evident that such a comparison is limited even if fluctuations in exchange rates are ignored; although valid for identical products sold to the same categories of consumer no account is taken of market structures, (the product categories reported are not in every case representative of the bulk of sales for each product in each country), quality specifications and methods of distribution which are unique to each Member State. In this context the essentially indicative nature of some elements of table 2 is emphasised.

A detailed methodology will be appended to the bulletin published at the beginning of each quarter.

The Commission Oil Bulletin is freely available on demand (telephone 235.35.75).

Weekly summary :

Evolution (in %) of Community indications for :

1^o) Weighted average pre-tax prices
for principal oil products at 7.10.1985 (Table 2)

compared with 15.12.1978

+61%

compared with previous week

+1.7%

2^o) Weighted average CIF cost of crude (1)
oil supplies for May 1985 (Table 4)

compared with 15.12.1978

+100%

(1) The CIF supply cost is derived from monthly declarations by Member States (see Oil Bulletin 252 for methodology).

Prix au
Prices as at : 7.10.1985

TABL
TABLE

En monnaies nationales
In national currencies

| | Essence super Premium gasoline 1000 L (2) | Essence normale Regular gasoline 1000 L (2) | Gasol moteur Automotive gasoil 1000 L (2) | Gasol chauffage Heating gasoil 1000 L (3) | Fuel Residual HTS Residual Fuel Oil HSC Tonne (5) |
|--------------------|--|--|--|--|--|
| Belgique (FB) | 15.088 | 14.128 | 15.110 | 13.701 | 8.519 |
| Danmark (DK) | 2.680 | 2.565 | 2.665 | 2.435 | 1.555 |
| Deutschland (DM) | 736 | 674 | 740 | 671 | 442 |
| Ellas (DR) | 45.988 | 40.988 | 30.193 | 30.193 | 23.492 |
| France (FF) | 2.010 | 2.040 | 2.230 | 2.027,60 | 1.258 |
| Irlande (Irish £) | 280,99 | 272,04 | 290,59 | 229,80 | 175,91 |
| Italia (Lire) | 481.250 | 438.880 | 505.680 | 441.780 | 285.739 |
| Luxembourg (FL) | 15.150 | 14.250 | 14.860 | 14.290 | 9.329 |
| Nederland (FL) | 764 | 714 | 823 | 774 | 506 |
| United Kingdom (£) | 192,80 | 185,80 | 210,20 | 193,60 | 119,30 |

- (1) Prix les plus souvent pratiqués et ainsi représentatifs, selon les meilleures estimations des experts des Etats membres, du marché pétrolier de chaque Etat Membre
Prices most frequently charged and thus representative of the oil market in each Member State, according to the best estimates of the national experts
- (2) Prix à la pompe
Pump price
- (3) Prix pour livraison de 2.000 à 5.000 litres. Pour l'Irlande livraisons s'étendant au secteur industriel
Prices for deliveries of 2,000 to 5,000 litres. For Ireland deliveries apply to industrial sector
- (4) Prix pour livraison inférieure à 2.000 tonnes par mois ou inférieure à 24.000 tonnes par an. Prix francs consommateur. Pour l'Irlande livraisons de 500 à 1.000 tonnes par mois
Prices for offtakes of less than 2,000 tons per month or less than 24,000 tons per year. Delivered Consumer Prices. For Ireland deliveries are in the range of 500 to 1.000 T per month
- (5) La moyenne résulte d'une pondération des quantités consommées de chaque produit concerné au cours de la période 1984
The result of weighting the prices of the products concerned by the quantities consumed during the period 1984

En dollars
In dollars 7.10.1985

TABL
TABLE 2

| | Essence super Premium gasoline 1000 L (2) | Essence normale Regular gasoline 1000 L (2) | Gasol moteur Automotive gasoil 1000 L (2) | Gasol chauffage Heating gasoil 1000 L (3) | Fuel Residual HTS Residual Fuel Oil HSC Tonne (5) |
|---|--|--|--|--|--|
| Belgique | 281,49 | 263,58 | 281,90 | 255,62 | 155,21 |
| Danmark | 279,68 | 267,68 | 278,11 | 254,11 | 155,21 |
| Deutschland | 278,58 | 255,11 | 280,09 | 253,97 | 155,21 |
| Ellas | 348,31 | 310,44 | 228,68 | 228,68 | 177,93 |
| France | 249,44 | 253,16 | 276,74 | 251,62 | 155,11 |
| Irlande | 328,91 | 318,44 | 340,15 | 268,99 | 205,91 |
| Italia | 270,33 | 246,53 | 284,05 | 248,16 | 155,21 |
| Luxembourg | 282,65 | 265,86 | 277,24 | 266,60 | 174,05 |
| Nederland | 256,72 | 239,92 | 276,55 | 260,08 | 175,03 |
| United Kingdom | 273,48 | 263,55 | 298,16 | 274,61 | 155,21 |
| C. E. E. / E. E. C. | | | | | |
| a) Moyenne / Average (5) | 270,06 | 257,13 | 281,51 | 252,49 | 154,53 |
| b) Variation moyenne % Average variation % 7.10.85/15.12.78 | +40% | +40% | +62% | +74% | +73% |
| c) Variation moyenne sur les 5 produits Average variation for all 5 products 7.10.85/15.12.78 | | | +61% | | |

TABLEAU 3
TABLE

En écu
In écu 7.10.1985

| | Essence super Premium gasoline 1000 L (2) | Essence normale Regular gasoline 1000 L (2) | Gasoil moteur Automotive gasoil 1000 L (2) | Gasoil chauffage Heating gasoil 1000 L (3) | Fuel Residuel HTS Residual Fuel Oil HSC Tonne (4) |
|--------------------------------------|--|--|---|---|--|
| Belgique | 336,11 | 314,72 | 336,60 | 305,21 | 185,32 |
| Danmark | 333,94 | 319,61 | 332,07 | 303,41 | 193,76 |
| Deutschland | 332,63 | 304,61 | 334,43 | 303,25 | 202,02 |
| Ellas | 415,89 | 370,68 | 273,05 | 273,05 | 212,45 |
| France | 297,83 | 302,28 | 330,43 | 300,44 | 186,40 |
| Ireland | 392,71 | 380,20 | 406,13 | 321,17 | 245,85 |
| Italia | 322,78 | 294,36 | 339,16 | 296,30 | 191,65 |
| Luxembourg | 337,49 | 317,44 | 331,03 | 318,33 | 207,82 |
| Nederland | 306,53 | 286,47 | 330,20 | 310,54 | 203,02 |
| United Kingdom | 326,55 | 314,69 | 356,02 | 327,90 | 202,06 |
| C.E.E./E.E.C. Moyenne/Average (5) | 322,47 | 307,02 | 336,12 | 301,48 | 196,45 |

TABLEAU 4
TABLE

Coût CAF d'approvisionnement en brut de la
Communauté.

CIF Cost of Community crude oil supplies.

| | \$/B | \$/T |
|--|-------|---------|
| Prix au 15.12.78 Price as at | 13,87 | 107,76 |
| Prix au mois de mai 1985 Price as at May 1985 | 27,80 | +206,55 |
| Evolution (%) 7.10.85 /15.12.78 | +100% | |

IP (85) 466

PRESSE-MEDDELELSE · MITTEILUNG AN DIE PRESSE · PRESS-RELEASE · INFORMATION A LA PRESSE
ΑΝΑΚΟΙΝΩΣΗ ΓΙΑ ΤΟΝ ΤΥΠΟ · INFORMAZIONE ALLA STAMPA · MEDEDELING AAN DE PERS
 Brussels, 24 October 1985.
COMMISSION OIL BULLETIN NO. 311

4417.411

The weekly oil bulletin, published by the Commission, gives the latest available data relating to price development in the Member States and for the Community as a whole. The Commission considers that the bulletin contributes to improved transparency as regards Community oil markets.

The figures given in each bulletin follow the development over time of certain prices. They permit a comparison at any instant in time between Member States but such a comparison may not be representative of international price relationships over a longer period. Moreover, it is evident that such a comparison is limited even if fluctuations in exchange rates are ignored; although valid for identical products sold to the same categories of consumer no account is taken of market structures, (the product categories reported are not in every case representative of the bulk of sales for each product in each country), quality specifications and methods of distribution which are unique to each Member State. In this context the essentially indicative nature of some elements of table 2 is emphasised.

A detailed methodology will be appended to the bulletin published at the beginning of each quarter.

The Commission Oil Bulletin is freely available on demand (telephone 235.35.75).

Weekly summary :

Evolution (in %) of Community indications for :

| | |
|--|--------|
| 1 ^o) Weighted average pre-tax prices for principal oil products at 14.10.1985 (Table 2) | |
| compared with 15.12.1978 | +58% |
| compared with previous week | -1,50% |
| 2 ^o) Weighted average CIF cost of crude (1) oil supplies for June 1985 (Table 4) | |
| compared with 15.12.1978 | +95% |

(1) The CIF supply cost is derived from monthly declarations by Member States (see Oil Bulletin 252 for methodology).

REVUE INDICATIVE HEBDOMADAIRE DES PRIX HORS TAXES A LA CONSOMMATION
WEEKLY INDICATIVE CONSUMER PRICE LEVELS TAX AND DUTIES EXCLUDED (1)

Prix au : 14.10.1985
Prices as at : 14.10.1985

TABL
TABLE

En monnaies nationales
In national currencies

| | Essence super Premium gasoline 1000 L (2) | Essence normale Regular gasoline 1000 L (2) | Gasoil moteur Automotive gasoil 1000 L (2) | Gasoil chauffage Heating gasoil 1000 L (3) | Fuel Residuel HT. Residual Fuel Oil HS Tonne (4) |
|--------------------|--|--|---|---|---|
| Belgique (FB) | 15.064 | 14.104 | 14.358 | 12.880 | 7.991 |
| Danmark (DK) | 2.430 | 2.315 | 2.790 | 2.560 | 1.645 |
| Deutschland (DM) | 719 | 656 | 741 | 659 | 441 |
| Ellas (DR) | 45.988 | 40.988 | 30.193 | 30.193 | 23.492 |
| France (FF) | 2.000 | 2.030 | 2.230 | 2.110,20 | 1.258 |
| Ireland (Irish £) | 272,04 | 262,80 | 290,59 | 229,80 | 175,91 |
| Italia (Lire) | 477.010 | 436.640 | 505.680 | 441.042 | 280.678 |
| Luxembourg (FL) | 14.790 | 13.900 | 14.860 | 14.290 | 9.329 |
| Nederland (FL) | 764 | 714 | 823 | 774 | 496 |
| United Kingdom (£) | 191,60 | 184,70 | 209,70 | 207,80 | 122,90 |

- (1) Prix les plus souvent pratiqués et ainsi représentatifs, selon les meilleures estimations des experts des Etats membres, du marché pétrolier de chaque Etat Membre
Prices most frequently charged and thus representative of the oil market in each Member State, according to the best estimates of the national experts
- (2) Prix à la pompe
Pump price
- (3) Prix pour livraison de 2.000 à 5.000 litres. Pour l'Irlande livraisons s'étendant au secteur industriel
Prices for deliveries of 2,000 to 5,000 litres. For Ireland deliveries apply to industrial sector
- (4) Prix pour livraison inférieure à 2.000 tonnes par mois ou inférieure à 24.000 tonnes par an. Prix franco consommateur. Pour l'Irlande livraisons de 500 à 1.000 tonnes par mois
Prices for offtakes of less than 2,000 tons per month or less than 24,000 tons per year. Delivered Consumer Prices. For Ireland deliveries are in the range of 500 to 1.000 T per month
- (5) La moyenne résulte d'une pondération des quantités consommées de chaque produit concerné au cours de la période 1984
The result of weighting the prices of the products concerned by the quantities consumed during the period 1984

En dollars
In dollars 14.10.85

TABEAU 2
TABLE

| | Essence super Premium gasoline 1000 L (2) | Essence normale Regular gasoline 1000 L (2) | Gasoil moteur Automotive gasoil 1000 L (2) | Gasoil chauffage Heating gasoil 1000 L (3) | Fuel Residuel HTS Residual fuel Oil HSC Tonne (4) |
|---|--|--|---|---|--|
| Belgique | 279,53 | 261,71 | 266,43 | 239,00 | 148,28 |
| Danmark | 252,16 | 240,23 | 289,52 | 265,65 | 170,70 |
| Deutschland | 270,50 | 246,80 | 278,78 | 247,93 | 165,91 |
| Ellas | 294,88 | 262,82 | 193,60 | 193,60 | 150,63 |
| France | 246,76 | 250,46 | 275,13 | 260,35 | 155,21 |
| Ireland | 316,65 | 305,90 | 338,24 | 267,48 | 204,76 |
| Italia | 265,96 | 242,34 | 281,95 | 245,91 | 156,49 |
| Luxembourg | 274,44 | 257,93 | 275,74 | 265,16 | 173,11 |
| Nederland | 255,04 | 238,35 | 274,74 | 258,38 | 165,58 |
| United Kingdom | 270,54 | 260,80 | 296,10 | 293,41 | 173,53 |
| C. E. E. / E. E. C. | | | | | |
| a) Moyenne / Average (5) | 264,53 | 249,57 | 278,75 | 250,38 | 161,92 |
| b) Variation moyenne % Average variation % 14.10.85/ 15.12.78 | +37% | +36% | +60% | +71% | +70% |
| c) Variation moyenne sur les 5 produits Average variation for all 5 products 14.10.85/ 15.12.78 | | | +58% | | |

TABLEAU 3
TABLE

écu
n écu 14.10.1985

| | Esence super Premium gasoline 1000 L (2) | Esence normale Regular gasoline 1000 L (2) | Gasoi moteur Automotive gasoil 1000 L (2) | Gasoi chauffage Heating gasoil 1000 L (3) | Fuel Residuel HTS Residual Fuel Oil HSC Tonne (4) |
|--------------------------------------|---|---|--|--|--|
| Belgique | 336,26 | 314,83 | 320,50 | 287,51 | 178,37 |
| Danmark | 303,34 | 288,98 | 348,28 | 319,56 | 205,35 |
| Deutschland | 325,40 | 296,88 | 335,35 | 298,24 | 199,58 |
| Ellas | 354,73 | 316,16 | 232,90 | 232,90 | 181,21 |
| France | 296,83 | 301,29 | 330,97 | 313,19 | 186,71 |
| Ireland | 380,91 | 367,97 | 406,89 | 321,77 | 246,31 |
| Italia | 319,94 | 291,52 | 339,17 | 295,81 | 188,25 |
| Luxembourg | 330,14 | 310,27 | 331,70 | 318,98 | 208,24 |
| Nederland | 306,81 | 286,73 | 330,50 | 310,82 | 199,18 |
| United Kingdom | 325,44 | 313,72 | 356,18 | 352,95 | 208,75 |
| C.E.E./E.E.C. Moyenne/Average (5) | 318,21 | 300,22 | 335,32 | 301,19 | 194,78 |

TABLEAU 4
TABLE

Coût CAF d'approvisionnement en brut de La
Communauté.
CIF Cost of Community crude oil supplies.

| | <u>8/B</u> | <u>8/T</u> |
|--|------------|------------|
| Prix au 15.12.78 Price as at | 13,87 | 107,76 |
| Prix au mois de juin 1985 Price as at June 1985 | 27,07 | 201,54 |
| Evolution (%) 14.10.85 /15.12.78 | +95% | |

IP (85) 419

**PRESSE-MEDELSELE • MITTEILUNG AN DIE PRESSE • PRESS-RELEASE • INFORMATION A LA PRESSE
ΑΝΑΚΟΙΝΩΣΗ ΓΙΑ ΤΟΝ ΤΥΠΟ • INFORMAZIONE ALLA STAMPA • MEDEDELING AAN DE PERS**

4417.411

Brussels, 31 October 1985.

COMMISSION OIL BULLETIN NO. 312

The weekly oil bulletin, published by the Commission, gives the latest available data relating to price development in the Member States and for the Community as a whole. The Commission considers that the bulletin contributes to improved transparency as regards Community oil markets.

The figures given in each bulletin follow the development over time of certain prices. They permit a comparison at any instant in time between Member States but such a comparison may not be representative of international price relationships over a longer period. Moreover, it is evident that such a comparison is limited even if fluctuations in exchange rates are ignored; although valid for identical products sold to the same categories of consumer no account is taken of market structures, (the product categories reported are not in every case representative of the bulk of sales for each product in each country), quality specifications and methods of distribution which are unique to each Member State. In this context the essentially indicative nature of some elements of table 2 is emphasised.

A detailed methodology will be appended to the bulletin published at the beginning of each quarter.

The Commission Oil Bulletin is freely available on demand (telephone 235.35.75).

Weekly summary :

Evolution (in %) of Community indications for :

1^o) Weighted average pre-tax prices
for principal oil products at 21.10.1985 (Table 2)

compared with 15.12.1978

+60%

compared with previous week

+1%

2^o) Weighted average CIF cost of crude (1)
oil supplies for July 1985 (Table 4)

compared with 15.12.1978

+92%

(1) The CIF supply cost is derived from monthly declarations by Member States (see Oil Bulletin 252 for methodology).

NIVEAUX INDICATIFS HEBDOMADAIRES DES PRIX HORS TAXES A LA CONSOMMATION
WEEKLY INDICATIVE CONSUMER PRICE LEVELS TAX AND DUTIES EXCLUDED (1)

Prix au : 21.10.1985
Prices as at :

TABLEAU 1
TABLE

En monnaies nationales
In national currencies

| | Essence super Premium gasoline 1000 L (2) | Essence normale Regular gasoline 1000 L (2) | Gasoiil moteur Automotive gasoil 1000 L (2) | Gasoiil chauffage Heating gasoil 1000 L (3) | Fuel Residuel HTS Residual Fuel Oil HSC Tonne (4) |
|--------------------|--|--|--|--|--|
| Belgique (FB) | 14.792 | 13.832 | 14.814 | 13.487 | 8.038 |
| Danmark (DK) | 2.430 | 2.315 | 2.790 | 2.560 | 1.645 |
| Deutschland (DM) | 715 | 653 | 739 | 663 | 436 |
| Ellas (DR) | 45.988 | 40.988 | 30.193 | 30.193 | 23.492 |
| France (FF) | 2.010 | 2.040 | 2.220 | 2.110,20 | 1.243 |
| Ireland (Irish £) | 272,04 | 262,80 | 290,59 | 229,80 | 175,91 |
| Italia (Lire) | 472,780 | 430,440 | 505.680 | 439.128 | 277.690 |
| Luxembourg (FL) | 14.790 | 13.900 | 14.860 | 14.290 | 9.329 |
| Nederland (FL) | 764 | 714 | 806 | 760 | 484 |
| United Kingdom (£) | 191,00 | 183,80 | 209,70 | 205,30 | 122,50 |

TABLEAU 2
TABLE

En dollars : 21.10.1985
In dollars

| | Essence super Premium gasoline 1000 L (2) | Essence normale Regular gasoline 1000 L (2) | Gasoiil moteur Automotive gasoil 1000 L (2) | Gasoiil chauffage Heating gasoil 1000 L (3) | Fuel Residuel HTS Residual Fuel Oil HSC Tonne (4) |
|---|--|--|--|--|--|
| Belgique | 277,62 | 259,60 | 278,04 | 253,13 | 150,86 |
| Danmark | 254,75 | 242,70 | 292,49 | 268,38 | 172,45 |
| Deutschland | 271,73 | 248,17 | 280,86 | 251,97 | 165,70 |
| Ellas | 297,57 | 265,22 | 195,37 | 195,37 | 152,01 |
| France | 250,46 | 254,20 | 276,63 | 262,95 | 154,89 |
| Ireland | 320,04 | 309,17 | 341,87 | 270,35 | 206,95 |
| Italia | 266,13 | 242,27 | 284,64 | 247,18 | 156,31 |
| Luxembourg | 277,59 | 260,88 | 278,90 | 268,20 | 175,09 |
| Nederland | 257,28 | 240,44 | 271,42 | 255,93 | 162,99 |
| United Kingdom | 274,26 | 263,92 | 301,12 | 294,80 | 175,90 |
| C. E. E. / E. E. C. | | | | | |
| a) Moyenne / Average (5) | 266,84 | 251,53 | 281,41 | 253,97 | 162,49 |
| b) Variation moyenne % Average variation % 21.10.85/ 15.12.78 | +39% | +37% | +62% | +75% | +70% |
| c) Variation moyenne sur les 5 produits Average variation for all 5 products 21.10.85/ 15.12.78 | | | +60% | | |

TABLEAU 3
TABLE

En écu
In écu 21.10.85

| | Essence super Premium gasoline 1000 L (2) | Essence normale Regular gasoline 1000 L (2) | Gasoil moteur Automotive gasoil 1000 L (2) | Gasoil chauffage Heating gasoil 1000 L (3) | Fuel Residuel HTS Residual Fuel Oil HSC Tonne (4) |
|--------------------------------------|--|--|---|---|--|
| Belgique | 330,31 | 308,87 | 330,80 | 301,17 | 179,49 |
| Danmark | 303,10 | 288,76 | 348,00 | 319,32 | 205,19 |
| Deutschland | 323,30 | 295,27 | 334,16 | 299,79 | 197,15 |
| Ellas | 354,05 | 315,55 | 232,45 | 232,45 | 180,86 |
| France | 298,00 | 302,44 | 329,13 | 312,85 | 184,28 |
| Ireland | 380,79 | 367,86 | 406,75 | 321,66 | 246,23 |
| Italia | 316,63 | 288,25 | 338,66 | 294,09 | 185,97 |
| Luxembourg | 330,27 | 310,39 | 331,83 | 319,10 | 208,32 |
| Nederland | 306,10 | 286,07 | 322,93 | 304,50 | 193,92 |
| United Kingdom | 326,32 | 314,02 | 358,27 | 350,75 | 209,29 |
| C.E.E./E.E.C. Moyenne/Average (5) | 317,49 | 299,28 | 334,82 | 302,17 | 193,33 |

- (1) Prix les plus souvent pratiqués et ainsi représentatifs, selon les meilleures estimations des experts des Etats membres, du marché pétrolier de chaque Etat Membre
Prices most frequently charged and thus representative of the oil market in each Member State, according to the best estimates of the national experts
- (2) Prix à la pompe
Pump price
- (3) Prix pour livraison de 2.000 à 5.000 litres. Pour l'Irlande livraisons s'étendant au secteur industriel
Prices for deliveries of 2,000 to 5,000 litres. For Ireland deliveries apply to industrial sector
- (4) Prix pour livraison inférieure à 2.000 tonnes par mois ou inférieure à 24.000 tonnes par an. Prix franco consommateur. Pour l'Irlande livraisons de 500 à 1.000 tonnes par mois
Prices for offtakes of less than 2,000 tons per month or less than 24,000 tons per year. Delivered Consumer Prices. For Ireland deliveries are in the range of 500 to 1.000 T per month
- (5) La moyenne résulte d'une pondération des quantités consommées de chaque produit concerné au cours de la période 1984
The result of weighting the prices of the products concerned by the quantities consumed during the period 1984

TABLEAU 4
TABLE

Coût CAF d'approvisionnement en brut de la Communauté.
CIF Cost of Community crude oil supplies.

| | 8/B | 8/T |
|---|-------|--------|
| Prix au 15.12.78 Price as at | 13,87 | 107,76 |
| Prix au juillet 1985 Price as at July 1985 | 26,62 | 197,92 |
| Evolution (%) 21.10.85 /15.12.78 | +92% | |

Prix de vente des produits pétroliers en monnaies nationales
Selling Prices of Petroleum Products in National currencies.

(Tableau mensuel)

Prix moyens pratiqués au 15.8.1985
 Average of prices ruling as at 15.8.1985

| |
|--------------------|
| TABLEAU 5 TABLE |
|--------------------|

| | Essence super Premium Gasoline 1000 L (1) | | | Essence Normale Regular Gasoline 1000 L (1) | | | Gasol Moteur Automotive Gasoil 1000 L (1) | | |
|------------------|---|-----------------------------|--------------------------------|---|-----------------------------|--------------------------------|---|-----------------------------|------------------------------|
| | Taxes | Hors taxes Without Taxes | Prix de vente Selling Price | Taxes | Hors taxes Without Taxes | Prix de vente Selling Price | Taxes | Hors taxes Without taxes | Prix de vent Selling Pric |
| Belgique (FB) | 17.810 | 15.240 | 33.050 | 17.570 | 14.280 | 31.850 | 10.160 | 14.390 | 24.550 |
| Danmark (KD) | 3.314,51 | 2.505,49 | 5.820 | 3.289,36 | 2.390,64 | 5.680 | 1.016,39 | 2.623,61 | 3.640 |
| Deutschland (DM) | 705,30 | 720 | 1.425,30 | 696,50 | 660 | 1.356,50 | 598,40 | 672 | 1.270,40 |
| Ellas (DR) | 26.011,72 | 38.988,28 | 65.000 | 24.011,43 | 31.988,57 | 56.000 | 7.806,67 | 23.693,33 | 31.500 |
| France (FF) | 3.510 | 2.170 | 5.680 | 3.360 | 2.180 | 5.540 | 1.970 | 2.200 | 4.170 |
| Ireland (I.£) | 382,01 | 293,99 | 676 | 379,20 | 281,80 | 661 | 298,54 | 282,46 | 581 |
| Italia (Lire) | 846.040 | 493.960 | 1.340.000 | 838.410 | 451.590 | 1.290.000 | 223.590 | 479.410 | 703.000 |
| Luxembourg (FL) | 12.020 | 16.180 | 28.200 | 11.820 | 15.180 | 27.000 | 6.460 | 13.940 | 20.400 |
| Nederland (FL) | 1.016 | 819 | 1.835 | 1.305 | 760 | 1.765 | 385 | 789 | 1.174 |
| U. Kingdom (£) | 236,10 | 198,90 | 435 | 235,00 | 191,60 | 426,60 | 205,70 | 209,80 | 415,50 |

| | Gasol Chauffage Heating Gasoil 1000 L (3) | | | Fuel Lourd HTS Heavy Fuel HSC Tonne (3) | | | Taux de change au 15.8.1985 |
|------------------|---|-----------------------------|--------------------------------|---|-----------------------------|--------------------------------|-------------------------------------|
| | Taxes | Hors taxes Without Taxes | Prix de vente Selling Price | Taxes | Hors taxes Without Taxes | Prix de vente Selling Price | |
| Belgique (FB) | 2.210 | 13.000 | 15.210 | - | 8.760 | 8.760 | 1 dollar = 56,08 FB - 10,0075 CD - |
| Danmark (KD) | 969,51 | 2.410,49 | 3.380 | 410 | 1.555 | 1.965 | 2,7645 DM - 129,85 DR - 8,4575 FF - |
| Deutschland (DM) | 107,90 | 635 | 742,90 | 15 | 438,90 | 453,90 | 0,8900 IR £ - 1.855,50 Lires - |
| Ellas (DR) | 7.806,67 | 23.693,33 | 31.500 | 3.508 | 19.492 | 23.000 | 3,1105 FL - 0,7163 UK£ |
| France (FF) | 802,80 | 2.062,20 | 2.865 | 165 | 1.256 | 1.421 | 1 écu = 45,115 FB - 8,05078 CD - |
| Ireland (I.£) | 44,13 | 248,83 | 292,96 | 10,14 | 173,50 | 183,64 | 2,22397 DM - 104,461 DR - |
| Italia (Lire) | 212,510 | 417.850 | 630.360 | 10.000 | 297.630 | 307.630 | 6,80385 FF - 0,716044 IR £ - |
| Luxembourg (FL) | 800 | 13.370 | 14.170 | 100 | 8.993 | 9.003 | 1.492,70 Lires - 2,50232 FL - |
| Nederland (FL) | 179 | 726 | 905 | 11,20 | 493 | 504,20 | 0,576271 UK £ |
| U. Kingdom (£) | 7,70 | 192,80 | 200,50 | 7,82 | 125,96 | 133,78 | |

(1) Prix à la pompe/Pump price

(2) Livraisons de 2000 à 5000 L./Deliveries of 2,000 to 5,000 L.

(3) Livraisons de moins 2000 tonnes par mois et de moins de 24.000 tonnes par an
 Offtakes of less than 2,000 tons per month or less than 24,000 tons per year.

**PRESSE-MEDELSELE • MITTEILUNG AN DIE PRESSE • PRESS-RELEASE • INFORMATION A LA PRESSE
 ΑΝΑΚΟΙΝΩΣΗ ΓΙΑ ΤΟΝ ΤΥΠΟ • INFORMAZIONE ALLA STAMPA • MEDEDELING AAN DE PERS** 7 November 1985.

COMMISSION OIL BULLETIN NO. 313

4417.411

The weekly oil bulletin, published by the Commission, gives the latest available data relating to price development in the Member States and for the Community as a whole. The Commission considers that the bulletin contributes to improved transparency as regards Community oil markets.

The figures given in each bulletin follow the development over time of certain prices. They permit a comparison at any instant in time between Member States but such a comparison may not be representative of international price relationships over a longer period. Moreover, it is evident that such a comparison is limited even if fluctuations in exchange rates are ignored; although valid for identical products sold to the same categories of consumer no account is taken of market structures, (the product categories reported are not in every case representative of the bulk of sales for each product in each country); quality specifications and methods of distribution which are unique to each Member State. In this context the essentially indicative nature of some elements of table 2 is emphasised.

A detailed methodology will be appended to the bulletin published at the beginning of each quarter.

The Commission Oil Bulletin is freely available on demand (telephone 235.35.75).

Weekly summary :

Evolution (in %) of Community indications for :

1^o) Weighted average pre-tax prices
 for principal oil products at 28.10.1985 (Table 2)
 compared with 15.12.1978
 compared with previous week

+60%

-

2^o) Weighted average CIF cost of crude (1)
 oil supplies for 28.10.1985 (Table 4)
 compared with 15.12.1978

+92%

(1) The CIF supply cost is derived from monthly declarations by Member States (see Oil Bulletin 252 for methodology).

NIVEAUX INDICATIFS HEBDOMADAIRES DES PRIX HORS TAXES A LA CONSOMMATION
 WEEKLY INDICATIVE CONSUMER PRICE LEVELS TAX AND DUTIES EXCLUDED (1)

Prix au : 28.10.1985
 Prices as at : 28.10.1985

TABLEAU 1
 TABLE

En monnaies nationales
 In national currencies

| | Essence super Premium gasoline 1000 L (2) | Essence normale Regular gasoline 1000 L (2) | GasoiI moteur Automotive gasoiI 1000 L (2) | GasoiI chauffage Heating gasoiI 1000 L (3) | Fuel Residuel HTS Residual Fuel Oil HSC Tonne (4) |
|--------------------|--|--|---|---|--|
| Belgique (FB) | 14.816 | 13.856 | 14.790 | 13.393 | 8.019 |
| Danmark (DK) | 2.680 | 2.565 | 2.790 | 2.560 | 1.645 |
| Deutschland (DM) | 718 | 655 | 740 | 675 | 434 |
| Ellas (DR) | 45.988 | 40.988 | 30.193 | 30.193 | 23.492 |
| France (FF) | 2.010 | 2.040 | 2.220 | 2.110,20 | 1.243 |
| Ireland (Irish £) | 272,04 | 262,80 | 290,59 | 229,80 | 175,91 |
| Italia (Lire) | 472,780 | 430.400 | 505.680 | 446.094 | 274.336 |
| Luxembourg (FL) | 14.790 | 13.900 | 14.860 | 14.290 | 9.329 |
| Nederland (FL) | 764 | 714 | 806 | 760 | 474 |
| United Kingdom (£) | 190,20 | 183,20 | 208,50 | 195,30 | 120,10 |

En dollars
 In dollars

TABLEAU 2
 TABLE

| | Essence super Premium gasoline 1000 L (2) | Essence normale Regular gasoline 1000 L (2) | GasoiI moteur Automotive gasoiI 1000 L (2) | GasoiI chauffage Heating gasoiI 1000 L (3) | Fuel Residuel HTS Residual Fuel Oil HSC Tonne (4) |
|--|--|--|---|---|--|
| Belgique | 276,43 | 258,51 | 275,94 | 249,88 | 149,61 |
| Danmark | 279,45 | 267,46 | 290,92 | 266,94 | 171,53 |
| Deutschland | 271,40 | 247,59 | 279,72 | 255,15 | 164,05 |
| Ellas | 296,50 | 264,26 | 194,66 | 194,66 | 151,46 |
| France | 249,25 | 252,97 | 275,29 | 261,68 | 154,14 |
| Ireland | 318,17 | 307,36 | 339,87 | 268,77 | 205,74 |
| Italia | 264,78 | 241,05 | 283,21 | 249,84 | 153,64 |
| Luxembourg | 275,94 | 259,34 | 277,25 | 266,61 | 174,05 |
| Nederland | 256,03 | 239,27 | 270,10 | 254,69 | 158,84 |
| United Kingdom | 270,86 | 260,89 | 296,92 | 278,12 | 171,03 |
| C.E.E./E.E.C. | | | | | |
| a) Moyenne/Average (5) | 265,57 | 251,12 | 279,71 | 254,94 | 160,10 |
| b) Variation moyenne % Average variation % 28.10.85/15.12.78 | +38% | +37% | +61% | +76% | +68% |
| c) Variation moyenne sur les 5 produits Average variation for all 5 products 28.10.85/15.12.78 | | | +60% | | |

TABLEAU 3
TABLE

1 écu
In: écu 28.10.1985

| | Essence super Premium gasoline 1000 L (2) | Essence normale Regular gasoline 1000 L (2) | Gasoil moteur Automotive gasoil 1000 L (2) | Gasoil chauffage Heating gasoil 1000 L (3) | Fuel Residuel HTS Residual Fuel Oil HSC tonne (4) |
|--------------------------------------|--|--|---|---|--|
| Belgique | 330,77 | 309,33 | 330,19 | 299,00 | 179,02 |
| Danmark | 334,39 | 320,04 | 348,11 | 319,42 | 205,25 |
| Deutschland | 324,75 | 296,26 | 334,70 | 305,30 | 196,30 |
| Ellas | 354,79 | 316,21 | 232,93 | 232,93 | 181,23 |
| France | 298,25 | 302,70 | 329,41 | 313,12 | 184,44 |
| Ireland | 380,69 | 367,76 | 406,64 | 321,58 | 246,16 |
| Italia | 316,84 | 288,44 | 338,88 | 298,95 | 183,85 |
| Luxembourg | 330,19 | 310,32 | 331,75 | 319,02 | 208,27 |
| Nederland | 306,36 | 286,31 | 323,20 | 304,75 | 190,07 |
| United Kingdom | 324,08 | 312,15 | 355,26 | 332,77 | 204,64 |
| C.E.E./E.E.C. Moyenne/Average (5) | 317,78 | 300,48 | 334,69 | 305,05 | 191,57 |

- (1) Prix les plus souvent pratiqués et ainsi représentatifs, selon les meilleures estimations des experts des Etats membres, du marché pétrolier de chaque Etat Membre
Prices most frequently charged and thus representative of the oil market in each Member State, according to the best estimates of the national experts
- (2) Prix à la pompe
Pump price
- (3) Prix pour livraison de 2.000 à 5.000 litres. Pour l'Irlande livraisons s'étendant au secteur industriel
Prices for deliveries of 2,000 to 5,000 litres. For Ireland deliveries apply to industrial sector
- (4) Prix pour livraison inférieure à 2.000 tonnes par mois ou inférieure à 24.000 tonnes par an. Prix franco consommateur. Pour l'Irlande livraisons de 500 à 1.000 tonnes par mois
Prices for offtakes of less than 2,000 tons per month or less than 24,000 tons per year. Delivered Consumer Prices. For Ireland deliveries are in the range of 500 to 1.000 T per month
- (5) La moyenne résulte d'une pondération des quantités consommées de chaque produit concerné au cours de la période 1984
The result of weighting the prices of the products concerned by the quantities consumed during the period 1984

TABLEAU 4
TABLE

Coût CAF d'approvisionnement en brut de la Communauté.

CIF Cost of Community crude oil supplies.

| | \$/B | \$/T |
|---|-------|--------|
| Prix au 15.12.78 Price as at | 13,87 | 107,76 |
| Prix au juillet 1985 Price as at July 1985 | 26,62 | 197,92 |
| Evolution (%) 28.10.85 /15.12.78 | | |
| | +92% | |

BULLETIN PETROLIER CEE NO. 313
 EEC OIL BULLETIN NO. 313

Prix C.A.F. moyen de l'approvisionnement en pétrole brut de la Communauté
 en \$ par baril.

Average C.I.F. prices of Community supplies of crude oil in \$ per barrel

| | BEL | DEN | GERM | FRAN | IRE | ITAL | NETH | U.K. | EEC \$/bbl | (1) Index Indice |
|--|-------|-------|-------|-------|-------|-------|-------|-------|---------------|------------------------|
| 4 ^e Trim 78 4 th Q 78 | 13,95 | 13,92 | 14,04 | 14,19 | 13,88 | 13,29 | 13,84 | 13,83 | 13,87 | 100,0 |
| 1 ^e Trim 81 1 st Q 81 | - | 38,50 | 38,40 | 37,30 | 35,90 | 36,85 | 36,70 | 37,58 | 37,45 | 270,- |
| 2 ^e Trim 81 2 nd Q 81 | - | 37,53 | 37,38 | 37,76 | 37,11 | 36,82 | 37,53 | 37,51 | 37,39 | 269,5 |
| 3 ^e Trim 81 3 rd Q 81 | - | 34,69 | 35,64 | 36,41 | - | 35,52 | 35,38 | 35,01 | 35,65 | 257,- |
| 4 ^e Trim 81 4 th Q 81 | - | 35,48 | 35,82 | 36,07 | - | 34,89 | 35,49 | 35,63 | 35,62 | 257,- |
| 1 ^e Trim 82 1 st Q 82 | - | 34,42 | 35,18 | 35,99 | - | 34,19 | 35,50 | 34,67 | 35,10 | 253,- |
| 2 ^e Trim 82 2 nd Q 82 | - | 32,30 | 33,12 | 34,46 | - | 32,08 | 32,65 | 32,13 | 32,97 | 237,- |
| 3 ^e Trim 82 3 rd Q 82 | - | 33,39 | 33,60 | 34,84 | 33,30 | 32,43 | 33,25 | 33,57 | 33,57 | 242,- |
| 4 ^e Trim 82 4 th Q 82 | - | 33,59 | 33,80 | 34,64 | 34,17 | 32,67 | 33,54 | 33,75 | 33,69 | 243,- |
| 1 ^e Trim 83 1 st Q 83 | - | 31,75 | 31,48 | 33,19 | 32,17 | 30,77 | 32,07 | 31,73 | 31,81 | 229,- |
| 2 ^e Trim 83 2 nd Q 83 | - | 29,43 | 29,24 | 30,07 | 30,02 | 28,57 | 29,21 | 29,58 | 29,34 | 212,- |
| 3 ^e Trim 83 3 rd Q 83 | 28,74 | 29,52 | 29,53 | 30,18 | 30,53 | 29,20 | 29,10 | 29,75 | 29,56 | 213,- |
| 4 ^e Q 83 4 th Q 83 | - | 29,65 | 29,79 | 30,11 | 30,06 | 28,86 | 29,24 | 29,59 | 29,56 | 213,- |
| 1 ^e Trim 84 1 st Q 84 | - | 29,34 | 29,56 | 29,82 | 29,92 | 28,75 | 29,04 | 29,62 | 29,39 | 212,- |
| 2 ^e Trim 84 2 nd Q 84 | - | 29,50 | 29,71 | 29,92 | 30,05 | 29,18 | 29,08 | 29,85 | 29,60 | 213,- |
| 3 ^e Trim 84 3 rd Q 84 | - | 29,10 | 28,89 | 29,05 | 29,40 | 28,17 | 28,37 | 28,50 | 28,63 | 206,- |
| 4 ^e Trim 84 4 th Q 84 | - | 28,53 | 28,53 | 28,48 | 29,29 | 27,93 | 28,11 | 28,29 | 28,30 | 204,- |
| 1 ^e Trim 85 1 st Q 85 | - | 28,05 | 28,02 | 28,08 | 27,85 | 27,72 | 27,76 | 27,61 | 27,86 | 200,- |

(1) Base 4^e Trimestre 1978 = 100
 Basis 4th Quarter 1978 = 100

PRESSE-MEDELSELE • MITTEILUNG AN DIE PRESSE • PRESS-RELEASE • INFORMATION A LA PRESSE
ΑΝΑΚΟΙΝΩΣΗ ΓΙΑ ΤΟΝ ΤΥΠΟ • INFORMAZIONE ALLA STAMPA • MEDEDELING AAN DE PERS

COMMISSION OIL BULLETIN NO. 314

4417.411

The weekly oil bulletin, published by the Commission, gives the latest available data relating to price development in the Member States and for the Community as a whole. The Commission considers that the bulletin contributes to improved transparency as regards Community oil markets.

The figures given in each bulletin follow the development over time of certain prices. They permit a comparison at any instant in time between Member States but such a comparison may not be representative of international price relationships over a longer period. Moreover, it is evident that such a comparison is limited even if fluctuations in exchange rates are ignored; although valid for identical products sold to the same categories of consumer no account is taken of market structures, (the product categories reported are not in every case representative of the bulk of sales for each product in each country), quality specifications and methods of distribution which are unique to each Member State. In this context the essentially indicative nature of some elements of table 2 is emphasised.

A detailed methodology will be appended to the bulletin published at the beginning of each quarter.

The Commission Oil Bulletin is freely available on demand (telephone 235.35.75).

Weekly summary :

Evolution (in %) of Community indications for :

1^o) Weighted average pre-tax prices
 for principal oil products at 4.11.1985 (Table 2)

compared with 15.12.1978

+63%

compared with previous week

+1,90%

2^o) Weighted average CIF cost of crude (1)
 oil supplies for 4.11.1985 (Table 4)

compared with 15.12.1978

+92%

(1) The CIF supply cost is derived from monthly declarations by Member States (see Oil Bulletin 252 for methodology).

NIVEAUX INDICATIFS HEBDOMADAIRES DES PRIX HORS TAXES A LA CONSOMMATION
WEEKLY INDICATIVE CONSUMER PRICE LEVELS TAX AND DUTIES EXCLUDED (1)

Prix au
Prices as at : 4.11.1985

TABLEAU
TABLE 1

En monnaies nationales
In national currencies

| | Esence super Premium gasoline 1000 L (2) | Esence normale Regular gasoline 1000 L (2) | Gasoil moteur Automotive gasoil 1000 L (2) | Gasoil chauffage Heating gasoil 1000 L (3) | Fuel Residuel HTS Residual Fuel Oil HSC Tonne (4) |
|--------------------|---|---|---|---|--|
| Belgique (FB) | 14.664 | 13.704 | 15.214 | 13.829 | 8.307 |
| Danmark (DK) | 2.475 | 2.360 | 2.790 | 2.560 | 1.645 |
| Deutschland (DM) | 716 | 654 | 757 | 695 | 436 |
| Ellas (DR) | 45.988 | 40.988 | 30.193 | 30.193 | 23.492 |
| France (FF) | 2.000 | 2.030 | 2.230 | 2.110,20 | 1.158 |
| Ireland (Irish £) | 272,04 | 262,80 | 290,59 | 229,80 | 175,91 |
| Italia (Lire) | 472.780 | 430.400 | 505.680 | 448.024 | 275.534 |
| Luxembourg (FL) | 14.790 | 13.900 | 14.860 | 14.290 | 9.329 |
| Nederland (FL) | 764 | 714 | 823 | 773 | 474 |
| United Kingdom (£) | 189,30 | 182,10 | 209,40 | 193,60 | 118,40 |

TABLEAU
TABLE 2

En dollars
In dollars 4.11.1985

| | Esence super Premium gasoline 1000 L (2) | Esence normale Regular gasoline 1000 L (2) | Gasoil moteur Automotive gasoil 1000 L (2) | Gasoil chauffage Heating gasoil 1000 L (3) | Fuel Residuel HTS Residual Fuel Oil HSC Tonne (4) |
|---|---|---|---|---|--|
| Belgique | 278,94 | 260,68 | 289,40 | 263,05 | 158,01 |
| Danmark | 263,01 | 250,79 | 296,49 | 272,05 | 174,81 |
| Deutschland | 275,96 | 252,07 | 291,77 | 267,87 | 168,04 |
| Ellas | 301,08 | 268,35 | 197,67 | 197,67 | 153,80 |
| France | 252,90 | 256,70 | 281,99 | 266,84 | 146,43 |
| Ireland | 324,28 | 313,26 | 346,39 | 273,93 | 209,69 |
| Italia | 269,89 | 245,69 | 288,67 | 255,75 | 157,29 |
| Luxembourg | 281,33 | 264,40 | 282,67 | 271,82 | 177,45 |
| Nederland | 261,10 | 244,01 | 281,27 | 264,18 | 161,99 |
| United Kingdom | 273,16 | 262,77 | 302,16 | 279,36 | 170,85 |
| C. E. E. / E. E. C. | | | | | |
| a) Moyenne/Average (5) | 269,07 | 254,52 | 287,69 | 264,01 | 161,39 |
| b) Variation moyenne % Average variation % 4.11.85/15.12.78 | +40% | +39% | +65% | +82% | +69% |
| c) Variation moyenne sur les 5 produits Average variation for all 5 products 4.11.85/15.12.78 | | | +63% | | |

TABLEAU 3
TABLE

En écu
In écu 4.11.1985

| | Esence super Premium gasoline 1000 L (2) | Esence normale Regular gasoline 1000 L (2) | Gasoil moteur Automotive gasoil 1000 L (2) | Gasoil chauffage Heating gasoil 1000 L (3) | Fuel Residuel HTS Residual Fuel Oil HSC Tonne (4) |
|--------------------------------------|---|---|---|---|--|
| Belgique | 327,66 | 306,21 | 339,95 | 309,01 | 185,62 |
| Danmark | 308,96 | 294,60 | 348,28 | 319,57 | 205,35 |
| Deutschland | 324,17 | 296,10 | 342,73 | 314,66 | 197,40 |
| Ellas | 353,67 | 315,22 | 232,20 | 232,20 | 180,67 |
| France | 297,08 | 301,54 | 331,25 | 313,45 | 172,01 |
| Ireland | 380,91 | 367,97 | 406,88 | 321,77 | 246,31 |
| Italia | 317,03 | 288,61 | 339,09 | 300,43 | 184,76 |
| Luxembourg | 330,48 | 310,59 | 332,04 | 319,31 | 208,45 |
| Nederland | 306,71 | 286,64 | 330,40 | 330,40 | 190,29 |
| United Kingdom | 320,87 | 308,67 | 354,94 | 328,16 | 200,69 |
| C.E.E./E.E.C. Moyenne/Average (5) | 316,08 | 298,98 | 337,95 | 310,69 | 189,58 |

- (1) Prix les plus souvent pratiqués et ainsi représentatifs, selon les meilleures estimations des experts des Etats membres, du marché pétrolier de chaque Etat Membre
Prices most frequently charged and thus representative of the oil market in each Member State, according to the best estimates of the national experts
- (2) Prix à la pompe
Pump price
- (3) Prix pour livraison de 2.000 à 5.000 litres. Pour l'Irlande livraisons s'étendant au secteur industriel
Prices for deliveries of 2,000 to 5,000 litres. For Ireland deliveries apply to industrial sector
- (4) Prix pour livraison inférieure à 2.000 tonnes par mois ou inférieure à 24.000 tonnes par an. Prix franco consommateur. Pour l'Irlande livraisons de 500 à 1.000 tonnes par mois
Prices for offtakes of less than 2,000 tons per month or less than 24,000 tons per year. Delivered Consumer Prices. For Ireland deliveries are in the range of 500 to 1.000 T per month
- (5) La moyenne résulte d'une pondération des quantités consommées de chaque produit concerné au cours de la période 1984
The result of weighting the prices of the products concerned by the quantities consumed during the period 1984

TABLEAU 4
TABLE

Coût CAF d'approvisionnement en brut de la Communauté.

CIF Cost of Community crude oil supplies.

| | 8/B | 8/T |
|---|-------|--------|
| Prix au 15.12.78 Price as at | 13,87 | 107,76 |
| Prix au juillet 1985 Price as at July 1985 | 26,62 | 197,92 |
| Evolution (%) 4.11.85 /15.12.78 | | |
| | +92% | |

**PRESSE-MEDDELELSE · MITTEILUNG AN DIE PRESSE · PRESS-RELEASE · INFORMATION A LA PRESSE
ΑΝΑΚΟΙΝΩΣΗ ΓΙΑ ΤΟΝ ΤΥΠΟ · INFORMAZIONE ALLA STAMPA · MEDEDELING AAN DE PERS**

Brussels, 21 November 1985.

COMMISSION OIL BULLETIN NO. 315

4417.411

The weekly oil bulletin, published by the Commission, gives the latest available data relating to price development in the Member States and for the Community as a whole. The Commission considers that the bulletin contributes to improved transparency as regards Community oil markets.

The figures given in each bulletin follow the development over time of certain prices. They permit a comparison at any instant in time between Member States but such a comparison may not be representative of international price relationships over a longer period. Moreover, it is evident that such a comparison is limited even if fluctuations in exchange rates are ignored; although valid for identical products sold to the same categories of consumer no account is taken of market structures, (the product categories reported are not in every case representative of the bulk of sales for each product in each country), quality specifications and methods of distribution which are unique to each Member State. In this context the essentially indicative nature of some elements of table 2 is emphasised.

A detailed methodology will be appended to the bulletin published at the beginning of each quarter.

The Commission Oil Bulletin is freely available on demand (telephone 235.35.75).

Weekly summary :

Evolution (in %) of Community indications for :

1^o) Weighted average pre-tax prices
for principal oil products at 12.11.1985 (Table 2)

compared with 15.12.1978

+61%

compared with previous week

-1,60%

2^o) Weighted average CIF cost of crude (1)
oil supplies for 12.11.1985 (Table 4)

compared with 15.12.1978

+92%

(1) The CIF supply cost is derived from monthly declarations by Member States (see Oil Bulletin 252 for methodology).

NIVEAUX INDICATIFS HEBDOMADAIRES DES PRIX HORS TAXES A LA CONSOMMATION
WEEKLY INDICATIVE CONSUMER PRICE LEVELS TAX AND DUTIES EXCLUDED (1)

Prix au
Prices as at : 12.11.1985

TABLEAU
TABLE 1

En monnaies nationales
In national currencies

| | Essence super Premium gasoline 1000 L (2) | Essence normale Regular gasoline 1000 L (2) | Gasoil moteur Automotive gasoil 1000 L (2) | Gasoil chauffage Heating gasoil 1000 L (3) | Fuel Residuel HTS Residual Fuel Oil HSC Tonne (4) |
|--------------------|--|--|---|---|--|
| Belgique (FB) | 14.600 | 13.640 | 15.214 | 13.521 | 8.274 |
| Danmark (DK) | 2.680 | 2.565 | 2.810 | 2.585 | 1.475 |
| Deutschland (DM) | 715 | 653 | 759 | 677 | 441 |
| Ellas (DR) | 45.988 | 40.988 | 30.193 | 30.193 | 23.492 |
| France (FF) | 1.990 | 2.020 | 2.230 | 2.110,20 | 1.208 |
| Ireland (Irish £) | 268,79 | 258,22 | 288,05 | 226,98 | 165,91 |
| Italia (Lire) | 472.780 | 430.400 | 505.680 | 460.883 | 270.368 |
| Luxembourg (FL) | 14.790 | 13.900 | 14.860 | 14.290 | 9.329 |
| Nederland (FL) | 756 | 706 | 823 | 773 | 494 |
| United Kingdom (£) | 188,70 | 181,50 | 209,10 | 191,30 | 114,60 |

TABLEAU
TABLE 2

En dollars
In dollars 12.11.1985

| | Essence super Premium gasoline 1000 L (2) | Essence normale Regular gasoline 1000 L (2) | Gasoil moteur Automotive gasoil 1000 L (2) | Gasoil chauffage Heating gasoil 1000 L (3) | Fuel Residuel HTS Residual Fuel Oil HSC Tonne (4) |
|---|--|--|---|---|--|
| Belgique | 275,54 | 257,43 | 287,13 | 255,18 | 156,15 |
| Danmark | 282,50 | 270,38 | 296,21 | 272,49 | 155,48 |
| Deutschland | 272,74 | 249,09 | 289,52 | 258,24 | 168,22 |
| Ellas | 298,12 | 265,70 | 195,72 | 195,72 | 152,48 |
| France | 249,06 | 252,81 | 279,09 | 264,10 | 151,18 |
| Ireland | 317,19 | 304,72 | 339,92 | 267,85 | 195,78 |
| Italia | 267,10 | 243,16 | 285,69 | 260,38 | 152,75 |
| Luxembourg | 279,13 | 262,33 | 280,45 | 269,69 | 176,06 |
| Nederland | 255,83 | 238,91 | 278,51 | 261,59 | 167,17 |
| United Kingdom | 266,94 | 256,75 | 295,79 | 270,61 | 162,11 |
| C.E.E./E.E.C. | | | | | |
| a) Moyenne/Average (5) | 265,18 | 251,47 | 284,63 | 258,97 | 157,97 |
| b) Variation moyenne % Average variation % 12.11.85/5.12.78 | +38% | +37% | +64% | +79% | +66% |
| c) Variation moyenne sur les 5 produits Average variation for all 5 products 12.11.85/5.12.78 | | | +61% | | |

12.11.1985

| | Essence super Premium gasoline 1000 L (2) | Essence normale Regular gasoline 1000 L (2) | Gasoil moteur Automotive gasoil 1000 L (2) | Gasoil chauffage Heating gasoil 1000 L (3) | Fuel Residual HTS Residual Fuel Oil HSC Tonne (4) |
|--------------------------------------|--|--|---|---|--|
| Belgique | 327,40 | 305,87 | 341,17 | 303,20 | 185,54 |
| Danmark | 335,67 | 321,26 | 351,95 | 323,77 | 187,74 |
| Deutschland | 324,07 | 295,97 | 344,01 | 306,84 | 199,88 |
| Ellas | 354,22 | 315,71 | 232,56 | 232,56 | 180,95 |
| France | 295,93 | 300,39 | 331,62 | 313,80 | 179,64 |
| Ireland | 376,86 | 362,04 | 403,86 | 318,24 | 232,61 |
| Italia | 317,37 | 288,92 | 339,46 | 309,38 | 181,49 |
| Luxembourg | 331,66 | 311,70 | 333,23 | 320,45 | 209,20 |
| Nederland | 303,98 | 283,88 | 330,92 | 310,81 | 192,00 |
| United Kingdom | 317,14 | 305,04 | 351,43 | 321,51 | 192,00 |
| C.E.E./E.E.C. Moyenne/Average (5) | 315,08 | 298,80 | 338,20 | 307,71 | 187,70 |

(1) Prix les plus souvent pratiqués et ainsi représentatifs, selon les meilleures estimations des experts des Etats membres, du marché pétrolier de chaque Etat Membre.
Prices most frequently charged and thus representative of the oil market in each Member State, according to the best estimates of the national experts

(2) Prix à la pompe
Pump price

(3) Prix pour livraison de 2.000 à 5.000 litres. Pour l'Irlande livraisons s'étendant au secteur industriel
Prices for deliveries of 2,000 to 5,000 litres. For Ireland deliveries apply to industrial sector

(4) Prix pour livraison inférieure à 2.000 tonnes par mois ou inférieure à 24.000 tonnes par an. Prix franco consommateur. Pour l'Irlande livraisons de 500 à 1.000 tonnes par mois
Prices for offtakes of less than 2,000 tons per month or less than 24,000 tons per year. Delivered Consumer Prices. For Ireland deliveries are in the range of 500 to 1.000 T per month

(5) La moyenne résulte d'une pondération des quantités consommées de chaque produit concerné au cours de la période 1984.
The result of weighting the prices of the products concerned by the quantities consumed during the period 1984

TABLEAU 4
TABLE

Coût CAF d'approvisionnement en brut de la Communauté.

CIF Cost of Community crude oil supplies.

| | 8/B | 8/T |
|---|-------|--------|
| Prix au 15.12.78 Price as at | 13,87 | 107,96 |
| Prix au juillet 1985 Price as at July 1985 | 26,62 | 197,92 |
| Evolution (%) 12.11.85 / 15.12.78 | | |

92%

IP (85) 529

**PRESSE-MEDDELELSE • MITTEILUNG AN DIE PRESSE • PRESS-RELEASE • INFORMATION A LA PRESSE
ΑΝΑΚΟΙΝΩΣΗ ΓΙΑ ΤΟΝ ΤΥΠΟ • INFORMAZIONE ALLA STAMPA • MEDEDELING AAN DE PERS**

Brussels, 28 November 1985

COMMISSION OIL BULLETIN NO. 316

4417.411

The weekly oil bulletin, published by the Commission, gives the latest available data relating to price development in the Member States and for the Community as a whole. The Commission considers that the bulletin contributes to improved transparency as regards Community oil markets.

The figures given in each bulletin follow the development over time of certain prices. They permit a comparison at any instant in time between Member States but such a comparison may not be representative of international price relationships over a longer period. Moreover, it is evident that such a comparison is limited even if fluctuations in exchange rates are ignored; although valid for identical products sold to the same categories of consumer no account is taken of market structures, (the product categories reported are not in every case representative of the bulk of sales for each product in each country), quality specifications and methods of distribution which are unique to each Member State. In this context the essentially indicative nature of some elements of table 2 is emphasised.

A detailed methodology will be appended to the bulletin published at the beginning of each quarter.

The Commission Oil Bulletin is freely available on demand (telephone 235.35.75).

Weekly summary :

Evolution (in %) of Community indications for :

1^o) Weighted average pre-tax prices
for principal oil products at 18.11.1985 (Table 2)

compared with 15.12.1978

+61%

compared with previous week

-

2^o) Weighted average CIF cost of crude (1)
oil supplies for 18.11.1985 (Table 4)

compared with 15.12.1978

+92%

(1) The CIF supply cost is derived from monthly declarations by Member States (see Oil Bulletin 252 for methodology).

NIVEAUX INDICATIFS HEBDOMADAIRES DES PRIX HORS TAXES A LA CONSOMMATION
WEEKLY INDICATIVE CONSUMER PRICE LEVELS TAX AND DUTIES EXCLUDED (1)

Prix au
Prices as at : 18.11.1985

TABLEAU
TABLE 1

En monnaies nationales
In national currencies

| | Essence super Premium gasoline 1000 L (2) | Essence normale Regular gasoline 1000 L (2) | Gasoiil moteur Automotive gasoiil 1000 L (2) | Gasoiil chauffage Heating gasoiil 1000 L (3) | Fuel Residuel HTS Residual Fuel Oil HSC Tonne (4) |
|--------------------|--|--|---|---|--|
| Belgique (FB) | 14.856 | 13.896 | 15.550 | 13.795 | 8.922 |
| Danmark (DK) | 2.680 | 2.565 | 2.810 | 2.585 | 1.475 |
| Deutschland (DM) | 716 | 654 | 759 | 681 | 434 |
| Ellas (DR) | 45.988 | 40.988 | 30.193 | 30.193 | 23.492 |
| France (FF) | 1.980 | 2.020 | 2.240 | 2.112,80 | 1.228 |
| Ireland (Irish £) | 268,79 | 258,22 | 288,15 | 226,98 | 165,91 |
| Italia (Lire) | 464.300 | 421.930 | 505.680 | 454.345 | 270.368 |
| Luxembourg (FL) | 14.790 | 13.900 | 14.860 | 14.290 | 9.329 |
| Nederland (FL) | 756 | 705 | 840 | 790 | 507 |
| United Kingdom (£) | 187,80 | 180,60 | 209,10 | 202,80 | 125,80 |

TABLEAU
TABLE 2

En dollars
In dollars 18.11.1985

| | Essence super Premium gasoline 1000 L (2) | Essence normale Regular gasoline 1000 L (2) | Gasoiil moteur Automotive gasoiil 1000 L (2) | Gasoiil chauffage Heating gasoiil 1000 L (3) | Fuel Residuel HTS Residual Fuel Oil HSC Tonne (4) |
|--|--|--|---|---|--|
| Belgique | 280,30 | 262,18 | 293,39 | 260,28 | 168,33 |
| Danmark | 282,62 | 270,49 | 296,33 | 272,60 | 155,54 |
| Deutschland | 272,87 | 249,24 | 289,26 | 259,53 | 165,40 |
| Ellas | 298,23 | 265,81 | 195,80 | 195,80 | 152,34 |
| France | 247,60 | 252,61 | 280,12 | 264,21 | 153,56 |
| Ireland | 316,89 | 304,43 | 339,71 | 267,60 | 195,60 |
| Italia | 262,09 | 238,17 | 285,45 | 256,75 | 152,62 |
| Luxembourg | 279,05 | 262,26 | 280,37 | 269,62 | 176,01 |
| Nederland | 256,05 | 238,78 | 284,50 | 267,56 | 171,71 |
| United Kingdom | 267,14 | 256,89 | 297,43 | 288,47 | 178,94 |
| C. E. E. / E. E. C. | | | | | |
| a) Moyenne / Average (5) | 264,25 | 251,47 | 285,47 | 259,67 | 161,68 |
| b) Variation moyenne % Average variation % 18.11.85/15.12.78 | +37% | +37% | +64% | +79% | +70% |
| c) Variation moyenne sur les 5 produits Average variation for all 5 products 18.11.85/15.12.78 | | | +61% | | |

En écu 18.11.1985
In écu

| | Essence super Premium gasoline 1000 L (2) | Essence normale Regular gasoline 1000 L (2) | Gasoil moteur Automotive gasoil 1000 L (2) | Gasoil chauffage Heating gasoil 1000 L (3) | Fuel Residuel HTS Residual Fuel Oil HSC Tonne (4) |
|--|--|--|---|---|--|
| Belgique | 332,93 | 311,41 | 348,48 | 309,15 | 199,94 |
| Danmark | 335,69 | 321,28 | 351,97 | 323,79 | 184,75 |
| Deutschland | 324,11 | 296,04 | 343,57 | 308,26 | 196,46 |
| Ellas | 354,23 | 315,71 | 232,57 | 232,57 | 180,95 |
| France | 294,09 | 300,04 | 332,71 | 313,82 | 182,40 |
| Irlande | 376,40 | 361,60 | 403,51 | 317,85 | 232,33 |
| Italia | 311,30 | 282,89 | 339,04 | 304,96 | 181,27 |
| Luxembourg | 331,45 | 311,50 | 333,02 | 320,24 | 209,06 |
| Nederland | 304,13 | 283,61 | 337,92 | 317,80 | 203,96 |
| United Kingdom | 317,30 | 305,13 | 353,29 | 342,64 | 212,55 |
| C. E. E. / E. E. C. Moyenne/Average (5) | 313,87 | 298,69 | 339,08 | 308,43 | 192,04 |

- (1) Prix les plus souvent pratiqués et ainsi représentatifs, selon les meilleures estimations des experts des Etats membres, du marché pétrolier de chaque Etat Membre
Prices most frequently charged and thus representative of the oil market in each Member State, according to the best estimates of the national experts
- (2) Prix à la pompe
Pump price
- (3) Prix pour livraison de 2.000 à 5.000 litres. Pour l'Irlande livraisons s'étendant au secteur industriel
Prices for deliveries of 2,000 to 5,000 litres. For Ireland deliveries apply to industrial sector
- (4) Prix pour livraison inférieure à 2.000 tonnes par mois ou inférieure à 24.000 tonnes par an. Prix franco consommateur. Pour l'Irlande livraisons de 500 à 1.000 tonnes par mois
Prices for offtakes of less than 2,000 tons per month or less than 24,000 tons per year. Delivered Consumer Prices. For Ireland deliveries are in the range of 500 to 1.000 T per month
- (5) La moyenne résulte d'une pondération des quantités consommées de chaque produit concerné au cours de la période 1984
The result of weighting the prices of the products concerned by the quantities consumed during the period 1984

Coût CAF d'approvisionnement en brut de la Communauté.
CIF Cost of Community crude oil supplies.

| | £/B | \$/T |
|---|-------|--------|
| Prix au 15.12.78 Price as at | 13,87 | 107,76 |
| Prix au mois d'août 1985 Price as at August 1985 | 26,67 | 198,02 |
| Evolution (%) 18.11.85 / 15.12.78 | +92% | |

Prix de vente des produits pétroliers en monnaies nationales
Selling Prices of Petroleum Products in National currencies.

(Tableau mensuel)

Prix moyens pratiqués au 15.9.1985
 Average of prices ruling as at

| |
|--------------------|
| TABLEAU 5 TABLE |
|--------------------|

| | Essence super Premium Gasoline 1000 L (1) | | | Essence Normale Regular Gasoline 1000 L (1) | | | Gasoil Moteur Automotive Gasoil 1000 L (1) | | |
|-------------------|---|-----------------------------|--------------------------------|---|-----------------------------|--------------------------------|--|-----------------------------|------------------------------|
| | Taxes | Hors taxes Without Taxes | Prix de vente Selling Price | Taxes | Hors taxes Without Taxes | Prix de vente Selling Price | Taxes | Hors taxes Without taxes | Prix de vent Selling Pric |
| Belgique (FB) | 17.872 | 15.488 | 33.360 | 17.632 | 14.528 | 32.160 | 10.442 | 15.518 | 25.960 |
| Danmark (KD) | 3.323,53 | 2.546,47 | 5.870 | 3.298,28 | 2.431,72 | 5.730 | 1.016,39 | 2.623,61 | 3.640 |
| Deutschland (DM) | 700,20 | 689 | 1.389,20 | 692,10 | 630 | 1.322,10 | 600,80 | 696 | 1.296,80 |
| Ellas (DR) | 26.011,72 | 45.988,88 | 72.000 | 24.011,43 | 40.988,57 | 65.000 | 7.806,67 | 30.193,33 | 38.000 |
| France (FF) | 3.490 | 870 | 5.550 | 3.340 | 848 | 5.410 | 1.970 | 2.190 | 4.160 |
| Ireland (I.£) (1) | | | | | | | | | |
| Italia (Lire) | 841.460 | 468.540 | 1.310.000 | 833.830 | 426.170 | 1.260.000 | 224.810 | 486.190 | 711.000 |
| Luxembourg (FL) | 11.850 | 15.150 | 27.000 | 11.750 | 14.250 | 26.000 | 6.460 | 13.940 | 20.400 |
| Nederland (FL) | 1.016 | 819 | 1.835 | 1.007 | 768 | 1.775 | 400 | 869 | 1.269 |
| U. Kingdom (£) | 235,60 | 195,20 | 430,80 | 234,50 | 188,10 | 422,60 | 205,70 | 209,60 | 415,30 |

(1) figures not available

Taux de change au 16.9.1985

| | Gasoil Chauffage Heating Gasoil 1000 L (3) | | | Fuel Lourd HTS Heavy Fuel HSC Tonne (3) | | |
|------------------|--|-----------------------------|--------------------------------|---|-----------------------------|--------------------------------|
| | Taxes | Hors taxes Without Taxes | Prix de vente Selling Price | Taxes | Hors taxes Without Taxes | Prix de vente Selling Price |
| Belgique (FB) | 2.425 | 14.265 | 16.690 | - | 9,097 | 9.097 |
| Danmark (KD) | 969,51 | 2.410,49 | 3.380 | 410 | 1.555 | 1.965 |
| Deutschland (DM) | 114,50 | 685 | 799,50 | 15 | 457 | 472 |
| Ellas (DR) | 7.806,67 | 30.193,33 | 38.000 | 3508 | 23.492 | 27.000 |
| France (FF) | 796,40 | 2.027,60 | 2.824 | 165 | 1.317 | 1.482 |
| Ireland (I.£) | | | | | | |
| Italia (Lire) | 216.723 | 441.277 | 658.000 | 10.000 | 290.400 | 300.400 |
| Luxembourg (FL) | 800 | 13.370 | 14.170 | 100 | 9.159 | 9.259 |
| Nederland (FL) | 195 | 808 | 1.003 | 11,20 | 544 | 555,20 |
| U. Kingdom (£) | 7,70 | 194,40 | 202,10 | 7,82 | 125,70 | 133,52 |

1\$ = 58,73FB - 10,5240 CD -
 2,9082 DM - 139,05 DR -
 8,8640 FF - 0,9345 IR £ -
 1.947 Lires - 3,2670 FL -
 0,7504 UK £
 1écu = 45,0009 FB - 8,06384 CD 6
 2,22836 DM - 106,545 DR -
 6,79189 FF - 0,716106 IR £
 1.491,86 Lires - 2,50328 FL -
 0,575034 UK£

(1) Prix à la pompe/Pump price

(2) Livraisons de 2000 à 5000 L./Deliveries of 2,000 to 5,000 L.

(3) Livraisons de moins 2000 tonnes par mois et de moins de 24.000 tonnes par an
 Offtakes of less than 2,000 tons per month or less than 24,000 tons per year.

IP (85) 541

**PRESSE-MEDELDELSE · MITTEILUNG AN DIE PRESSE · PRESS-RELEASE · INFORMATION A LA PRESSE
ΑΝΑΚΟΙΝΩΣΗ ΓΙΑ ΤΟΝ ΤΥΠΟ · INFORMAZIONE ALLA STAMPA · MEDEDELING AAN DE PERS**

4417.411

Brussels, 5 December 1985

COMMISSION OIL BULLETIN NO. 317

The weekly oil bulletin, published by the Commission, gives the latest available data relating to price development in the Member States and for the Community as a whole. The Commission considers that the bulletin contributes to improved transparency as regards Community oil markets.

The figures given in each bulletin follow the development over time of certain prices. They permit a comparison at any instant in time between Member States but such a comparison may not be representative of international price relationships over a longer period. Moreover, it is evident that such a comparison is limited even if fluctuations in exchange rates are ignored; although valid for identical products sold to the same categories of consumer no account is taken of market structures, (the product categories reported are not in every case representative of the bulk of sales for each product in each country), quality specifications and methods of distribution which are unique to each Member State. In this context the essentially indicative nature of some elements of table 2 is emphasised.

A detailed methodology will be appended to the bulletin published at the beginning of each quarter.

The Commission Oil Bulletin is freely available on demand (telephone 235.35.75).

Weekly summary :

Evolution (in %) of Community indications for :

1^o) Weighted average pre-tax prices
for principal oil products at 25.11.1985 (Table 2)

compared with 15.12.1978

+ 66 %

compared with previous week

+ 2,50%

2^o) Weighted average CIF cost of crude ⁽¹⁾
oil supplies for August 1985 (Table 4)

compared with 15.12.1978

+ 92%

(1) The CIF supply cost is derived from monthly declarations by Member States (see Oil Bulletin 252 for methodology).

NIVEAUX INDICATIFS HEBDOMADAIRES DES PRIX HORS TAXES A LA CONSOMMATION
WEEKLY INDICATIVE CONSUMER PRICE LEVELS TAX AND DUTIES EXCLUDED (1)

Prix au : 25.11.1985
Prices as at : 25.11.1985

TABLEAU 1
TABLE

En monnaies nationales
In national currencies

| | Esence super Premium gasoline 1000 L (2) | Esence normale Regular gasoline 1000 L (2) | Gasoiil moteur Automotive gasoil 1000 L (2) | Gasoiil chauffage Heating gasoil 1000 L (3) | Fuel Residuel HTS Residual Fuel Oil HSC Tonne (4) |
|--------------------|---|---|--|--|--|
| Belgique (FB) | 14.792 | 13.852 | 15.878 | 14.205 | 8.890 |
| Danmark (DK) | 2.680 | 2.565 | 2.810 | 2.585 | 1.475 |
| Deutschland (DM) | 716 | 654 | 754 | 689 | 431 |
| Ellas (DR) | 45.988 | 40.988 | 30.193 | 30.193 | 23.492 |
| France (FF) | 1.970 | 2.010 | 2.240 | 2.112,80 | 1.278 |
| Ireland (Irish £) | 268,79 | 258,22 | 288,15 | 226,98 | 165,91 |
| Italia (Lire) | 464.300 | 421.930 | 505.680 | 456.029 | 275.127 |
| Luxembourg (FL) | 14.790 | 13.900 | 14.860 | 14.290 | 9.329 |
| Nederland (FL) | 756 | 705 | 856 | 807 | 507 |
| United Kingdom (£) | 187,30 | 180,30 | 208,90 | 202,20 | 122,30 |

En dollars : 25.11.1985
In dollars

TABLEAU 2
TABLE

| | Esence super Premium gasoline 1000 L (2) | Esence normale Regular gasoline 1000 L (2) | Gasoiil moteur Automotive gasoil 1000 L (2) | Gasoiil chauffage Heating gasoil 1000 L (3) | Fuel Residuel HTS Residual Fuel Oil HSC Tonne (4) |
|--|---|---|--|--|--|
| Belgique | 284,87 | 266,38 | 305,78 | 273,56 | 171,20 |
| Danmark | 289,02 | 276,62 | 303,04 | 278,78 | 159,07 |
| Deutschland | 278,97 | 254,82 | 293,78 | 268,45 | 167,93 |
| Ellas | 304,07 | 271,01 | 199,63 | 199,63 | 155,32 |
| France | 251,90 | 257,01 | 286,42 | 270,16 | 163,41 |
| Ireland | 323,76 | 311,03 | 347,08 | 273,40 | 199,84 |
| Italia | 267,95 | 243,50 | 291,83 | 263,18 | 158,78 |
| Luxembourg | 284,83 | 267,69 | 286,18 | 275,20 | 179,66 |
| Nederland | 261,60 | 243,96 | 296,21 | 279,25 | 175,44 |
| United Kingdom | 274,07 | 263,82 | 305,67 | 295,87 | 178,95 |
| C.E.E./E.E.C. | | | | | |
| a) Moyenne/Average (5) | 270,03 | 257,05 | 292,02 | 267,54 | 166,17 |
| b) Variation moyenne % Average variation % 25.11.85/15.12.78 | + 40% | + 40% | + 68% | + 85% | + 74% |
| c) Variation moyenne sur les 5 produits Average variation for all 5 products 25.11.85/15.12.78 | | | + 66% | | |

25.11.1985

| | Essence super Premium gasoline 1000 L (2) | Essence normale Regular gasoline 1000 L (2) | Gasoil moteur Automotive gasoil 1000 L (2) | Gasoil chauffage Heating gasoil 1000 L (3) | Fuel Residuel HTS Residual Fuel Oil HSC Tonne (4) |
|--------------------------------------|--|--|---|---|--|
| Belgique | 330,72 | 309,26 | 355,00 | 317,60 | 198,76 |
| Danmark | 335,54 | 321,15 | 351,82 | 323,65 | 184,67 |
| Deutschland | 323,88 | 295,83 | 341,07 | 311,67 | 194,96 |
| Ellas | 353,01 | 314,63 | 231,77 | 231,77 | 180,33 |
| France | 292,44 | 298,38 | 332,53 | 313,64 | 189,72 |
| Ireland | 375,86 | 361,08 | 402,94 | 317,40 | 232,00 |
| Italia | 311,08 | 282,69 | 338,80 | 305,54 | 184,33 |
| Luxembourg | 330,68 | 310,78 | 332,24 | 319,50 | 208,58 |
| Nederland | 303,71 | 283,23 | 343,89 | 324,20 | 203,68 |
| United Kingdom | 318,17 | 306,27 | 354,86 | 343,48 | 207,75 |
| C.E.E./E.E.C. Moyenne/Average (5) | 313,50 | 298,42 | 339,03 | 310,61 | 192,92 |

- (1) Prix les plus souvent pratiqués et ainsi représentatifs, selon les meilleures estimations des experts des Etats membres, du marché pétrolier de chaque Etat Membre
Prices most frequently charged and thus representative of the oil market in each Member State, according to the best estimates of the national experts
- (2) Prix à la pompe
Pump price
- (3) Prix pour livraison de 2.000 à 5.000 litres. Pour l'Irlande livraisons s'étendant au secteur industriel
Prices for deliveries of 2,000 to 5,000 litres. For Ireland deliveries apply to industrial sector
- (4) Prix pour livraison inférieure à 2.000 tonnes par mois ou inférieure à 24.000 tonnes par an. Prix franco consommateur. Pour l'Irlande livraisons de 500 à 1.000 tonnes par mois
Prices for offtakes of less than 2,000 tons per month or less than 24,000 tons per year. Delivered Consumer Prices. For Ireland deliveries are in the range of 500 to 1.000 T per month
- (5) La moyenne résulte d'une pondération des quantités consommées de chaque produit concerné au cours de la période 1984
The result of weighting the prices of the products concerned by the quantities consumed during the period 1984

TABLEAU 4
TABLE

Coût CAF d'approvisionnement en brut de la Communauté.
CIF Cost of Community crude oil supplies.

| | €/B | \$/T |
|---|-------|--------|
| Prix au 15.12.78 Price as at | 13,87 | 107,76 |
| Prix au mois d'août 85 Price as at August 1985 | 26,67 | 198,02 |
| Evolution (%) 25.11.85 / 15.12.78 | + 92% | |



IP (85) 562

**PRESSE-MEDELDELSE - MITTEILUNG AN DIE PRESSE - PRESS-RELEASE - INFORMATION A LA PRESSE
 ΑΝΑΚΟΙΝΩΣΗ ΓΙΑ ΤΟΝ ΤΥΠΟ - INFORMAZIONE ALLA STAMPA - MEDEDELING AAN DE PERS**

Brussels, 12 December 1985.

COMMISSION OIL BULLETIN NO. 318

4417.411

The weekly oil bulletin, published by the Commission, gives the latest available data relating to price development in the Member States and for the Community as a whole. The Commission considers that the bulletin contributes to improved transparency as regards Community oil markets.

The figures given in each bulletin follow the development over time of certain prices. They permit a comparison at any instant in time between Member States but such a comparison may not be representative of international price relationships over a longer period. Moreover, it is evident that such a comparison is limited even if fluctuations in exchange rates are ignored; although valid for identical products sold to the same categories of consumer no account is taken of market structures, (the product categories reported are not in every case representative of the bulk of sales for each product in each country), quality specifications and methods of distribution which are unique to each Member State. In this context the essentially indicative nature of some elements of table 2 is emphasised.

A detailed methodology will be appended to the bulletin published at the beginning of each quarter.

The Commission Oil Bulletin is freely available on demand (telephone 235.35.75).

Weekly summary :

Evolution (in %) of Community indications for :

1^o) Weighted average pre-tax prices
 for principal oil products at 2.12.1985 (Table 2)

compared with 15.12.1978

+70%

compared with previous week

+2.75%

2^o) Weighted average CIF cost of crude ⁽¹⁾
 oil supplies for August 1985 (Table 4)

compared with 15.12.1978

+92%

(1) The CIF supply cost is derived from monthly declarations by Member States (see Oil Bulletin 252 for methodology).

WEEKLY INDICATIVE CONSUMER PRICE LEVELS TAXE AND DUTIES EXCLUDED (1)

Prix au : 2.12.1985
Prices as at :

TABLEAU
TABLE

En monnaies nationales
In national currencies

| | Esence super Premium gasoline 1000 L (2) | Esence normale Regular gasoline 1000 L (2) | Gasoil moteur Automotive gasoil 1000 L (2) | Gasoil chauffage Heating gasoil 1000 L (3) | Fuel Residuel HTS Residual Fuel Oil HSC Tonne (4) |
|--------------------|---|---|---|---|--|
| Belgique (FB) | 14.360 | 13.400 | 15.150 | 13.462 | 8.740 |
| Danmark (DK) | 2.680 | 2.565 | 2.810 | 2.585 | 1.475 |
| Deutschland (DM) | 714 | 652 | 770 | 688 | 431 |
| Ellas (DR) | 53.988 | 50.988 | 33.193 | 33.193 | 25.592 |
| France (FF) | 1.960 | 2.000 | 2.260 | 2.112,80 | 1.278 |
| Ireland (Irish £) | 268,79 | 258,22 | 288,15 | 226,98 | 165,91 |
| Italia (Lire) | 464.300 | 421.930 | 505.680 | 463.581 | 280.351 |
| Luxembourg (FL) | 14.790 | 13.900 | 14.860 | 14.290 | 9.329 |
| Nederland (FL) | 747 | 697 | 848 | 799 | 507 |
| United Kingdom (£) | 187,40 | 180,60 | 208,50 | 198,00 | 123,10 |

TABLEAU 2
TABLE

En dollars 2.12.1985
In dollars

| | Esence super Premium gasoline 1000 L (2) | Esence normale Regular gasoline 1000 L (2) | Gasoil moteur Automotive gasoil 1000 L (2) | Gasoil chauffage Heating gasoil 1000 L (3) | Fuel Residuel HTS Residual Fuel Oil HSC Tonne (4) |
|--|---|---|---|---|--|
| Belgique | 282,62 | 263,72 | 298,16 | 264,94 | 172,01 |
| Danmark | 296,05 | 283,34 | 310,41 | 285,55 | 162,93 |
| Deutschland | 285,77 | 260,95 | 308,18 | 275,36 | 172,50 |
| Ellas | 363,72 | 343,51 | 223,62 | 223,62 | 172,41 |
| France | 257,21 | 262,46 | 296,58 | 277,27 | 167,71 |
| Ireland | 332,37 | 319,30 | 356,31 | 280,67 | 205,15 |
| Italia | 272,67 | 247,79 | 296,97 | 272,25 | 164,64 |
| Luxembourg | 291,08 | 273,56 | 292,46 | 281,24 | 183,60 |
| Nederland | 265,97 | 248,17 | 301,94 | 284,49 | 180,52 |
| United Kingdom | 280,83 | 270,64 | 312,45 | 296,71 | 184,47 |
| C.E.E./E.E.C. | | | | | |
| a) Moyenne/Average (5) | 276,75 | 264,34 | 301,04 | 274,21 | 171,78 |
| b) Variation moyenne % Average variation % 2.12.85 / 5.12.78 | +44% | +44% | +73% | +89% | +80% |
| c) Variation moyenne sur les 5 produits Average variation for all 5 products 2.12.85 / 5.12.78 | | | +70% | | |

TABLEAU 3
TABLE

écu
n écu 2.12.85

| | Essence super Premium gasoline 1000 L (2) | Essence normale Regular gasoline 1000 L (2) | Gasoil moteur Automotive gasoil 1000 L (2) | Gasoil chauffage Heating gasoil 1000 L (3) | Fuel Residuel HTS Residual Fuel Oil HSC Tonne (4) |
|--------------------------------------|--|--|---|---|--|
| Belgique | 320,03 | 298,63 | 337,64 | 300,02 | 194,78 |
| Danmark | 335,24 | 320,85 | 351,50 | 323,35 | 184,51 |
| Deutschland | 323,60 | 295,50 | 348,98 | 311,81 | 195,34 |
| Ellas | 411,87 | 388,98 | 253,23 | 253,23 | 195,24 |
| France | 291,26 | 297,21 | 335,84 | 313,94 | 189,92 |
| Ireland | 376,35 | 361,55 | 403,47 | 317,81 | 232,30 |
| Italia | 308,77 | 280,59 | 336,29 | 308,29 | 186,44 |
| Luxembourg | 329,61 | 309,78 | 331,17 | 318,47 | 207,91 |
| Nederland | 301,18 | 281,02 | 341,91 | 322,15 | 204,42 |
| United Kingdom | 317,99 | 306,45 | 353,79 | 335,97 | 208,88 |
| C.E.E./E.E.C. Moyenne/Average (5) | 313,39 | 299,34 | 340,90 | 310,51 | 194,52 |

- (1) Prix les plus souvent pratiqués et ainsi représentatifs, selon les meilleures estimations des experts des Etats membres, du marché pétrolier de chaque Etat Membre
Prices most frequently charged and thus representative of the oil market in each Member State, according to the best estimates of the national experts
- (2) Prix à la pompe
Pump price
- (3) Prix pour livraison de 2.000 à 5.000 litres. Pour l'Irlande livraisons s'étendant au secteur industriel
Prices for deliveries of 2,000 to 5,000 litres. For Ireland deliveries apply to industrial sector
- (4) Prix pour livraison inférieure à 2.000 tonnes par mois ou inférieure à 24.000 tonnes par an. Prix franco consommateur. Pour l'Irlande livraisons de 500 à 1.000 tonnes par mois
Prices for offtakes of less than 2,000 tons per month or less than 24,000 tons per year. Delivered Consumer Prices. For Ireland deliveries are in the range of 500 to 1.000 T per month
- (5) La moyenne résulte d'une pondération des quantités consommées de chaque produit concerné au cours de la période 1984
The result of weighting the prices of the products concerned by the quantities consumed during the period 1984

TABLEAU 4
TABLE

Coût CAF d'approvisionnement en brut de la Communauté.
CIF Cost of Community crude oil supplies.

| | 8/B | 8/T |
|--|-------|--------|
| Prix au 15.12.78 Price as at | 13,87 | 107,76 |
| Prix au mois d'août Price as at August 1985 | 26,67 | 198,02 |
| Evolution (%) 2.12.85 / 15.12.78 | | |

+92%

PRESSE-MEDELDELSE • MITTEILUNG AN DIE PRESSE • PRESS-RELEASE • INFORMATION A LA PRESSE
ΑΝΑΚΟΙΝΩΣΗ ΓΙΑ ΤΟΝ ΤΥΠΟ • INFORMAZIONE ALLA STAMPA • MEDEDELING AAN DE PERS
 COMMISSION OIL BULLETIN NO.319

Brussels, 19 December 1985.

4417.4/1

The weekly oil bulletin, published by the Commission, gives the latest available data relating to price development in the Member States and for the Community as a whole. The Commission considers that the bulletin contributes to improved transparency as regards Community oil markets.

The figures given in each bulletin follow the development over time of certain prices. They permit a comparison at any instant in time between Member States but such a comparison may not be representative of international price relationships over a longer period. Moreover, it is evident that such a comparison is limited even if fluctuations in exchange rates are ignored; although valid for identical products sold to the same categories of consumer no account is taken of market structures, (the product categories reported are not in every case representative of the bulk of sales for each product in each country), quality specifications and methods of distribution which are unique to each Member State. In this context the essentially indicative nature of some elements of table 2 is emphasised.

A detailed methodology will be appended to the bulletin published at the beginning of each quarter.

The Commission Oil Bulletin is freely available on demand (telephone 235.35.75).

Weekly summary :

Evolution (in %) of Community indications for :

| | |
|--|--------|
| 1 ^o) Weighted average pre-tax prices for principal oil products at 9.12.1985 (Table 2) | |
| compared with 15.12.1978 | 66% |
| compared with previous week | -2,50% |
| 2 ^o) Weighted average CIF cost of crude (1) oil supplies for September 1985 (Table 4) | |
| compared with 15.12.1978 | +96% |

(1) The CIF supply cost is derived from monthly declarations by Member States (see Oil Bulletin 252 for methodology).

NIVEAUX INDICATIFS HEBDOMADAIRES DES PRIX HORS TAXES A LA CONSOMMATION
WEEKLY INDICATIVE CONSUMER PRICE LEVELS TAX AND DUTIES EXCLUDED (1)

Prix au : 9.12.1985
Prices as at : 9.12.1985

TABLEAU 1
TABLE

En monnaies nationales
In national currencies

| | Essence super Premium gasoline 1000 L (2) | Essence normale Regular gasoline 1000 L (2) | Gasoil moteur Automotive gasoil 1000 L (2) | Gasoil chauffage Heating gasoil 1000 L (3) | Fuel Residuel HTS Residual Fuel Oil HSC Tonne (4) |
|--------------------|--|--|---|---|--|
| Belgique (FB) | 14.264 | 13.304 | 14.702 | 12.846 | 8.712 |
| Danmark (DK) | 2.720 | 2.605 | 2.810 | 2.585 | 1.475 |
| Deutschland (DM) | 710 | 647 | 767 | 650 | 425 |
| Ellas (DR) | 53.988 | 50.988 | 33.193 | 33.193 | 25.592 |
| France (FF) | 1.940 | 1.980 | 2.260 | 2.112,80 | 1.276 |
| Ireland (Irish £) | 264,70 | 255,00 | 291,40 | 230,71 | 173,46 |
| Italia (Lire) | 464.300 | 421.930 | 515.010 | 462.691 | 277.770 |
| Luxembourg (FL) | 14.790 | 13.900 | 14.860 | 14.290 | 9.329 |
| Nederland (Fl) | 730 | 680 | 814 | 764 | 492 |
| United Kingdom (£) | 187,40 | 180,20 | 208,50 | 197,80 | 122,60 |

TABLEAU 2
TABLE

En dollars
In dollars

| | Essence super Premium gasoline 1000 L (2) | Essence normale Regular gasoline 1000 L (2) | Gasoil moteur Automotive gasoil 1000 L (2) | Gasoil chauffage Heating gasoil 1000 L (3) | Fuel Residuel HTS Residual Fuel Oil HSC Tonne (4) |
|--|--|--|---|---|--|
| Belgique | 277,29 | 258,63 | 285,80 | 249,72 | 169,36 |
| Danmark | 297,23 | 284,66 | 307,07 | 282,48 | 161,18 |
| Deutschland | 280,59 | 255,70 | 303,12 | 256,88 | 167,96 |
| Ellas | 358,98 | 339,03 | 220,71 | 220,71 | 170,17 |
| France | 251,36 | 256,54 | 292,82 | 273,74 | 165,32 |
| Ireland | 323,35 | 311,50 | 355,97 | 281,83 | 211,89 |
| Italia | 269,55 | 244,95 | 298,98 | 268,61 | 161,25 |
| Luxembourg | 287,51 | 270,21 | 288,88 | 277,79 | 181,35 |
| Nederland | 256,23 | 238,68 | 285,71 | 268,16 | 172,69 |
| United Kingdom | 273,89 | 263,37 | 304,73 | 289,09 | 179,18 |
| C. E. E. / E. E. C. | | | | | |
| a) Moyenne / Average (5) | 271,15 | 258,77 | 296,90 | 263,15 | 168,25 |
| b) Variation moyenne % Average variation % 9.12.85/ 15.12.78 | +41% | +41% | +71% | +82% | +76% |
| c) Variation moyenne sur les 5 produits Average variation for all 5 products 9.12.85/ 15.12.78 | | | +66% | | |

En écu 9.12.1985
In écu

| | Essence super Premium gasoline 1000 L (2) | Essence normale Regular gasoline 1000 L (2) | Gasoil moteur Automotive gasoil 1000 L (2) | Gasoil chauffage Heating gasoil 1000 L (3) | Fuel Residuel HTS Residual Fuel Oil HSC Tonne (4) |
|--------------------------------------|--|--|---|---|--|
| Belgique | 318,58 | 297,14 | 328,36 | 286,91 | 194,58 |
| Danmark | 341,49 | 327,05 | 352,79 | 324,54 | 185,18 |
| Deutschland | 322,38 | 293,77 | 348,26 | 295,14 | 192,97 |
| Ellas | 412,44 | 389,52 | 253,58 | 253,58 | 195,51 |
| France | 288,79 | 294,74 | 336,42 | 314,51 | 189,94 |
| Irlande | 371,47 | 357,86 | 408,94 | 323,77 | 243,43 |
| Italia | 309,68 | 281,42 | 343,51 | 308,61 | 185,27 |
| Luxembourg | 330,33 | 310,45 | 331,89 | 319,16 | 208,36 |
| Nederland | 294,38 | 274,22 | 328,25 | 308,09 | 198,40 |
| United Kingdom | 314,66 | 302,57 | 350,09 | 332,13 | 205,86 |
| C.E.E./E.E.C. Moyenne/Average (5) | 311,53 | 297,30 | 341,11 | 302,34 | 193,31 |

- (1) Prix les plus souvent pratiqués et ainsi représentatifs, selon les meilleures estimations des experts des Etats membres, du marché pétrolier de chaque Etat Membre
Prices most frequently charged and thus representative of the oil market in each Member State, according to the best estimates of the national experts
- (2) Prix à la pompe
Pump price
- (3) Prix pour livraison de 2.000 à 5.000 litres. Pour l'Irlande livraisons s'étendant au secteur industriel
Prices for deliveries of 2,000 to 5,000 litres. For Ireland deliveries apply to industrial sector
- (4) Prix pour livraison inférieure à 2.000 tonnes par mois ou inférieure à 24.000 tonnes par an. Prix franco consommateur. Pour l'Irlande livraisons de 500 à 1.000 tonnes par mois
Prices for offtakes of less than 2,000 tons per month or less than 24,000 tons per year. Delivered Consumer Prices. For Ireland deliveries are in the range of 500 to 1.000 T per month
- (5) La moyenne résulte d'une pondération des quantités consommées de chaque produit concerné au cours de la période 1984
The result of weighting the prices of the products concerned by the quantities consumed during the period 1984

TABLEAU 4
TABLE

Coût CAF d'approvisionnement en brut de la Communauté.
CIF Cost of Community crude oil supplies.

| | \$/B | \$/T |
|--|-------|---------|
| Prix au 15.12.78 Price as at | 13,87 | 107,76 |
| Prix au mois de septembre 1985 Price as at September 1985 | 27,16 | +201,80 |
| Evolution (%) 9.12.85 / 15.12.78 | +96% | |

BULLETIN PETROLIER CEE NO. 319
EEC OIL BULLETIN NO. 319

Prix C.A.F. moyen de l'approvisionnement en pétrole brut de la Communauté
en \$ par baril.

Average C.I.F. prices of Community supplies of crude oil in \$ per barrel.

| | BEL | DEN | GERM | FRAN | IRE | ITAL | NETH | U.K. | EEC \$/bbl | Index (1) Indice |
|--|-------|-------|-------|-------|-------|-------|-------|-------|---------------|---------------------|
| 4 ^e Trim 78 4 th Q 78 | 13,95 | 13,92 | 14,04 | 14,19 | 13,88 | 13,29 | 13,84 | 13,83 | 13,87 | 100,0 |
| 1 ^e Trim 81 1 st Q 81 | - | 38,50 | 38,40 | 37,30 | 35,90 | 36,85 | 36,70 | 37,58 | 37,45 | 270,- |
| 2 ^e Trim 81 2 nd Q 81 | - | 37,53 | 37,38 | 37,76 | 37,11 | 36,82 | 37,53 | 37,51 | 37,39 | 269,5 |
| 3 ^e Trim 81 3 rd Q 81 | - | 34,69 | 35,64 | 36,41 | - | 35,52 | 35,38 | 35,01 | 35,65 | 257,- |
| 4 ^e Trim 81 4 th Q 81 | - | 35,48 | 35,82 | 36,07 | - | 34,89 | 35,49 | 35,63 | 35,62 | 257,- |
| 1 ^e Trim 82 1 st Q 82 | - | 34,42 | 35,18 | 35,99 | - | 34,19 | 35,50 | 34,67 | 35,10 | 253,- |
| 2 ^e Trim 82 2 nd Q 82 | - | 32,30 | 33,12 | 34,46 | - | 32,08 | 32,65 | 32,13 | 32,97 | 237,- |
| 3 ^e Trim 82 3 rd Q 82 | - | 33,39 | 33,60 | 34,84 | 33,30 | 32,43 | 33,25 | 33,57 | 33,57 | 242,- |
| 4 ^e Trim 82 4 th Q 82 | - | 33,59 | 33,80 | 34,64 | 34,17 | 32,67 | 33,54 | 33,75 | 33,69 | 243,- |
| 1 ^e Trim 83 1 st Q 83 | - | 31,75 | 31,48 | 33,19 | 32,17 | 30,77 | 32,07 | 31,73 | 31,81 | 229,- |
| 2 ^e Trim 83 2 nd Q 83 | - | 29,43 | 29,24 | 30,07 | 30,02 | 28,57 | 29,21 | 29,58 | 29,34 | 212,- |
| 3 ^e Trim 83 3 rd Q 83 | 28,74 | 29,52 | 29,53 | 30,18 | 30,53 | 29,20 | 29,10 | 29,75 | 29,56 | 213,- |
| 4 ^e Trim 83 4 th Q 83 | - | 29,65 | 29,79 | 30,11 | 30,06 | 28,86 | 29,24 | 29,59 | 29,56 | 213,- |
| 1 ^e Trim 84 1 st Q 84 | - | 29,34 | 29,56 | 29,82 | 29,92 | 28,75 | 29,04 | 29,62 | 29,39 | 212,- |
| 2 ^e Trim 84 2 nd Q 84 | - | 29,50 | 29,71 | 29,92 | 30,05 | 29,18 | 29,08 | 29,85 | 29,60 | 213,- |
| 3 ^e Trim 84 3 rd Q 84 | - | 29,10 | 28,89 | 29,05 | 29,40 | 28,17 | 28,37 | 28,50 | 28,63 | 206,- |
| 4 ^e Trim 84 4 th Q 84 | - | 28,53 | 28,53 | 28,48 | 29,29 | 27,93 | 28,11 | 28,29 | 28,30 | 204,- |
| 1 ^e Trim 85 1 st Q 85 | - | 28,05 | 28,02 | 28,08 | 27,85 | 27,72 | 27,76 | 27,61 | 27,86 | 200,- |
| 2 ^e Trim 85 2 nd Q 85 | - | 28,00 | 27,94 | 27,82 | 28,09 | 27,09 | 27,26 | 27,50 | 27,57 | 198,- |

Base 4e Trimestre 1978 = 100

Basis 4th Quarter 1978 = 100

IP (86) 4

**PRESSE-MEDELDELSE • MITTEILUNG AN DIE PRESSE • PRESS-RELEASE • INFORMATION A LA PRESSE
 ANAKOINΩΣH TIA TON TYΠO • INFORMAZIONE ALLA STAMPA • MEDELDELING AAN DE PERS**

Brussels, 9 January 1986.

COMMISSION OIL BULLETIN NO. 320

4417.411

The weekly oil bulletin, published by the Commission, gives the latest available data relating to price development in the Member States and for the Community as a whole. The Commission considers that the bulletin contributes to improved transparency as regards Community oil markets.

The figures given in each bulletin follow the development over time of certain prices. They permit a comparison at any instant in time between Member States but such a comparison may not be representative of international price relationships over a longer period. Moreover, it is evident that such a comparison is limited even if fluctuations in exchange rates are ignored; although valid for identical products sold to the same categories of consumer no account is taken of market structures, (the product categories reported are not in every case representative of the bulk of sales for each product in each country), quality specifications and methods of distribution which are unique to each Member State. In this context the essentially indicative nature of some elements of table 2 is emphasised.

A detailed methodology will be appended to the bulletin published at the beginning of each quarter.

The Commission Oil Bulletin is freely available on demand (telephone 235.35.75).

Weekly summary :

Evolution (in %) of Community indications for :

1^o) Weighted average pre-tax prices
 for principal oil products at 16.12.1985 (Table 2)

compared with 15.12.1978

+61%

compared with previous week

-2,90%

2^o) Weighted average CIF cost of crude (1)
 oil supplies for September '85 (Table 4)

compared with 15.12.1978

+96%

(1) The CIF supply cost is derived from monthly declarations by Member States (see Oil Bulletin 252 for methodology).

NIVEAUX INDICATIFS HEBDOMADAIRES DES PRIX HORS TAXES A LA CONSOMMATION
WEEKLY INDICATIVE CONSUMER PRICE LEVELS TAX AND DUTIES EXCLUDED (1)

Prix au : 16.12.1985
Prices as at : 16.12.1985

TABLEAU 1
TABLE

En monnaies nationales
In national currencies

| | Essence super Premium gasoline 1000 L (2) | Essence normale Regular gasoline 1000 L (2) | Gasoil moteur Automotive gasoil 1000 L (2) | Gasoil chauffage Heating gasoil 1000 L (3) | Fuel Residuel HTS Residual Fuel Oil HSC Tonne (4) |
|--------------------|--|--|---|---|--|
| Belgique (FB) | 13.688 | 12.728 | 13.742 | 12.043 | 7.502 |
| Danmark (DK) | 2.530 | 2.400 | 2.810 | 2.585 | 1.545 |
| Deutschland (DM) | 686 | 625 | 736 | 590 | 413 |
| Ellas (DR) | 53.988 | 50.988 | 33.193 | 33.193 | 25.592 |
| France (FF) | 1.900 | 1.940 | 2.220 | 2.112,80 | 1.276 |
| Ireland (Irish £) | 264,70 | 255,00 | 291,40 | 230,71 | 173,46 |
| Italia (Lire) | 464.300 | 421.930 | 515.010 | 444.765 | 272.742 |
| Luxembourg (FL) | 14.430 | 13.540 | 14.540 | 13.910 | 8.913 |
| Nederland (FL) | 714 | 663 | 776 | 726 | 458 |
| United Kingdom (£) | 187,30 | 180,00 | 208,20 | 195,10 | 121,60 |

TABLEAU 2
TABLE

En dollars : 16.12.1985
In dollars

| | Essence super Premium gasoline 1000 L (2) | Essence normale Regular gasoline 1000 L (2) | Gasoil moteur Automotive gasoil 1000 L (2) | Gasoil chauffage Heating gasoil 1000 L (3) | Fuel Residuel HTS Residual Fuel Oil HSC Tonne (4) |
|--|--|--|---|---|--|
| Belgique | 265,94 | 247,28 | 266,99 | 233,98 | 145,75 |
| Danmark | 276,30 | 262,10 | 306,88 | 282,31 | 168,73 |
| Deutschland | 271,79 | 247,62 | 291,60 | 233,75 | 163,62 |
| Ellas | 358,46 | 338,54 | 220,39 | 220,39 | 169,92 |
| France | 246,19 | 251,37 | 287,65 | 273,76 | 165,33 |
| Ireland | 323,59 | 311,73 | 356,23 | 282,04 | 212,05 |
| Italia | 269,62 | 245,02 | 299,07 | 258,28 | 158,38 |
| Luxembourg | 280,35 | 263,06 | 282,49 | 270,25 | 173,16 |
| Nederland | 251,11 | 233,17 | 272,92 | 255,33 | 161,08 |
| United Kingdom | 269,26 | 258,76 | 299,30 | 280,47 | 174,81 |
| C. E. E. / E. E. C. | | | | | |
| a) Moyenne / Average (5) | 265,97 | 251,73 | 290,66 | 250,35 | 164,88 |
| b) Variation moyenne % Average variation % 16.12.85/15.12.78 | +38% | +37% | +67% | +73% | +73% |
| c) Variation moyenne sur les 5 produits Average variation for all 5 products 16.12.85/15.12.78 | | | +61% | | |

TABLEAU 3
TABLE

En écu 16.12.85
In écu

| | Essence super Premium gasoline 1000 L (2) | Essence normale Regular gasoline 1000 L (2) | Gasoiil moteur Automotive gasoiil 1000 L (2) | Gasoiil chauffage Heating gasoiil 1000 L (3) | Fuel Residuel HTS Residual Fuel Oil HSC Tonne (4) |
|--------------------------------------|--|--|---|---|--|
| Belgique | 305,97 | 284,52 | 307,18 | 269,20 | 167,70 |
| Danmark | 317,90 | 301,57 | 353,08 | 324,81 | 194,13 |
| Deutschland | 312,71 | 284,90 | 335,50 | 268,94 | 188,26 |
| Ellas | 412,42 | 389,51 | 253,57 | 253,57 | 195,50 |
| France | 283,25 | 289,22 | 330,96 | 314,98 | 190,23 |
| Ireland | 372,31 | 358,66 | 409,86 | 324,50 | 243,98 |
| Italia | 310,22 | 281,91 | 344,10 | 297,17 | 182,23 |
| Luxembourg | 322,56 | 302,67 | 325,02 | 310,94 | 199,24 |
| Nederland | 288,92 | 268,28 | 314,01 | 293,77 | 185,33 |
| United Kingdom | 309,77 | 297,70 | 344,34 | 322,67 | 201,11 |
| C.E.E./E.E.C. Moyenne/Average (5) | 306,01 | 289,63 | 334,42 | 288,04 | 189,72 |

- (1) Prix les plus souvent pratiqués et ainsi représentatifs, selon les meilleures estimations des experts des Etats membres, du marché pétrolier de chaque Etat Membre
Prices most frequently charged and thus representative of the oil market in each Member State, according to the best estimates of the national experts
- (2) Prix à la pompe
Pump price
- (3) Prix pour livraison de 2.000 à 5.000 litres. Pour l'Irlande livraisons s'étendant au secteur industriel
Prices for deliveries of 2,000 to 5,000 litres. For Ireland deliveries apply to industrial sector
- (4) Prix pour livraison inférieure à 2.000 tonnes par mois ou inférieure à 24.000 tonnes par an. Prix franco consommateur. Pour l'Irlande livraisons de 500 à 1.000 tonnes par mois
Prices for offtakes of less than 2,000 tons per month or less than 24,000 tons per year. Delivered Consumer Prices. For Ireland deliveries are in the range of 500 to 1.000 T per month
- (5) La moyenne résulte d'une pondération des quantités consommées de chaque produit concerné au cours de la période 1984
The result of weighting the prices of the products concerned by the quantities consumed during the period 1984

TABLEAU 4
TABLE

Coût CAF d'approvisionnement en brut de la Communauté.
CIF Cost of Community crude oil supplies.

| | | \$/B | \$/T |
|--------------------------------|----------------------------|-------|---------|
| Prix au 15.12.78 | Price as at | 13,87 | 107,76 |
| Prix au mois de septembre 1985 | Price as at September 1985 | 27,16 | +201,80 |
| Evolution (%) | | | |
| 16.12.85 /15.12.78 | | | |
| | | +96% | |

