

EUR 5052 e

COMMISSION OF THE EUROPEAN COMMUNITIES

**CALCULATED DISTRIBUTION OF THE CHEMICAL
SPECIES OF COPPER, ZINC, CADMIUM, AND LEAD
IN 16 LAKES OF NORTHERN ITALY**

by

M.F. BAUDOUIN and P. SCOPPA

LIBRARY

1974



Joint Nuclear Research Centre
Ispra Establishment - Italy

LEGAL NOTICE

This document was prepared under the sponsorship of the Commission of the European Communities.

Neither the Commission of the European Communities, its contractors nor any person acting on their behalf:

make any warranty or representation, express or implied, with respect to the accuracy, completeness, or usefulness of the information contained in this document, or that the use of any information, apparatus, method or process disclosed in this document may not infringe privately owned rights; or

assume any liability with respect to the use of, or for damages resulting from the use of any information, apparatus, method or process disclosed in this document.

This report is on sale at the addresses listed on cover page 4

at the price of B.Fr. 125.—

**Commission of the
European Communities
D.G. XIII - C.I.D.
29, rue Aldringen
L u x e m b o u r g**

Februari 1974

This document was reproduced on the basis of the best available copy

EUR 5052 e

COMMISSION OF THE EUROPEAN COMMUNITIES

CALCULATED DISTRIBUTION OF THE CHEMICAL
SPECIES OF COPPER, ZINC, CADMIUM, AND LEAD
IN 16 LAKES OF NORTHERN ITALY

by

M.F. BAUDOIN and P. SCOPPA

1974



Joint Nuclear Research Centre
Ispra Establishment - Italy

ABSTRACT

A pH-dependent model developed for seawater has been adapted to the speciation of Cu, Zn, Cd and Pb in freshwaters. The model was used to calculate the degree of interaction between each of the metal ions and the anions Cl^- , $\text{SO}_4^{=4}$, HCO_3^- , $\text{CO}_3^{=3}$ and OH^- , as a function of pH in sixteen lakes of Northern Italy.

The results are given in 64 tables and 16 figures. The calculations showed that the metals examined can be complexed to a considerable extent and that the distribution of the chemical species of the metals varies greatly with changes of pH and water composition. A few examples of the implications of this approach in biological studies on freshwater organisms are given.

KEYWORDS

LAKES	CHEMICAL REACTIONS
ITALY	ANIONS
COPPER	CHLORIDES
ZINC	SULFATES
CADMIUM	CARBONATES
LEAD	HYDROXIDES
DISTRIBUTION	COPPER COMPOUNDS
POLLUTION	CADMIUM COMPOUNDS
QUANTITATIVE ANALYSIS	LEAD COMPOUNDS
DIAGRAMS	ZINC COMPOUNDS
TABLES	CATIONS
PH VALUE	

A better knowledge of the physico-chemical state of metals in the freshwater environment is necessary for an understanding of a large number of experimental results obtained from biological research on living organisms, such as those concerning the uptake and toxicity of heavy metals.

In this report we used an ion association model to estimate the short range interactions between some heavy metal ions and the major anions present in freshwaters. Furthermore, the effect of pH changes on the distribution of the chemical species of each metal has been taken into consideration.

The pH-dependent model used for the calculations is essentially an adaptation to freshwater of the model recently constructed by Zirino and Yamamoto (1972) for seawater. Therefore, we report only some fundamental characteristics of the approach and minor modifications introduced because of the low salt content in freshwater.

Copper, zinc, cadmium, and lead are considered to be in the divalent state. Interactions between these cations and anions are assumed to result only in the formation of mono-, di-, tri-, and tetra-ligand complexes. However, in the freshwater environment tri- and tetra-ligand complexes resulted to have a negligible influence on the percent distribution of the chemical species of the heavy metals taken into consideration. Polynuclear complexes, mixed-ligand complexes, and organic chelates are not included in the model.

(°) This publication is contribution N° 901 of the Directorate-General XII of the Commission of the European Communities: Biology Programme.

In thermodynamic equilibrium conditions, the concentrations of free metal ion and complexes can be obtained as the percent of total metal concentration by using appropriate expressions, derived from a series of mass balance equations. These expressions contain activity coefficients, metal and ligand concentrations, and overall formation constants of the complexes.

Activity coefficients for the metal ions and their complexes were calculated from a modification of the Debye-Huckel expression (Long, 1961), which may be used with reasonable accuracy because total ionic strength is generally very low in the freshwater environment.

Hydroxide ion activity was obtained directly from pH. HCO_3^- and CO_3^{--} concentrations were calculated from titration alkalinity, which was assumed to remain constant over the entire pH range considered. Concentrations of unassociated anions were calculated taking into account the interactions with calcium and magnesium ions, while association with alkaline cations resulted to be negligible.

Stability constants were obtained from Sillen and Martell (1964) and from the Zirino and Yamamoto (1972) model.

The chemical characteristics of the lakes examined were those reported by Vollenweider (1965).

A programme for the desk top calculator Hewlett-Packard mod. 9820A, equipped with a peripheral control block mod. 11220A, was prepared. Input data are titration alkalinity, total concentrations of chlorides, sulphates, calcium, magnesium, and sodium+potassium. Ionic strength and activity coefficients are calculated at first; at a preset initial pH value anion concentrations are corrected for interactions with alkaline earth ions, then association with the heavy metal cation is calculated on the basis of the stability constants of the complexes formed. The percent distribution of the chemical species of the metal examined is printed by an output typewriter mod. 9861A and/or recorded by a mod. 9862A calculator plotter.

When the first cycle is completed, the pH is increased by a definite increment and a new cycle begins. The calculator repeats this procedure several times until the preset final pH value is reached.

Scanning of the pH range from 6 to 9 with increments of 0.05 pH units takes about 30 minutes.

RESULTS

We used this model for investigating the percent distribution of the chemical species of copper, zinc, cadmium and lead in sixteen lakes of Northern Italy. The results of the calculations are presented in numerical and graphical form. Table headings and curve identification symbols have been added to the tables and figures as they were given by the calculator.

In general these results show that:

Copper - The distribution of copper species exhibits a strong pH-dependency. At an average freshwater pH of 7.5 copper is complexed to a considerable extent with hydroxide and carbonate ions. Only a small fraction of the total metal remains as free copper ion.

Zinc - At acidic pH values a large percentage of zinc is present as the free ion. However, as the pH increases association with hydroxide ions occurs until at pH 8.0 about 90% of the total zinc is present as $Zn(OH)_2^0$.

Cadmium - Unlike that which occurs in seawater, cadmium undergoes less complexation than the other metals examined. At the average pH of lake water the predominant species is the free ion. At higher pHs, its percentage rapidly decreases because of association with carbonate and hydroxide ions.

Lead - It can be assumed that in the freshwater environment less than 10% of the total lead is generally present in the form of free ion. Between pH 7 and 9 lead is mainly complexed with carbonate ions.

Chloride complexes are not formed to any appreciable extent in lake water.

Sulphate complexes represent only a few percent of the total metal concentration and can be considered as negligible.

Hydroxide complexes are responsible for most of the associated copper and zinc.

Carbonate complexes are the predominant associated species of cadmium and lead.

pH changes normally encountered in lake water have important effects on the distribution of the chemical species of each metal.

As an example, the effect of pH variations on the percentages of total metal concentrations present as free ions in the epilimnion of Lago Maggiore is represented in the following table:

LAGO MAGGIORE (Vollenweider, 1965)		Free ions as % of total metal concentration			
		Cu ⁺⁺	Zn ⁺⁺	Cd ⁺⁺	Pb ⁺⁺
Average pH range:	7.5	4.09	50.56	69.82	2.76
	8.0	0.54	12.36	47.83	0.92
Extreme pH values:	6.6	39.37	85.63	85.47	16.52
	8.75	0.02	0.50	14.51	0.18

Chemical composition of lake water has a tremendous influence on the distribution of the chemical species of the four metals examined. A comparison between the percentages of total metals present as free ions in lakes of different pHs and salt content is given below:

LAKE CHARACTERISTICS (Vollenweider, 1965)		Free ions as % of total metal concentration			
		Cu ⁺⁺	Zn ⁺⁺	Cd ⁺⁺	Pb ⁺⁺
MERGOZZO Conductivity: 45 μ S Average pH: 7.1		19.55	84.15	90.96	15.43
MAGGIORE Conductivity: 135 μ S Average pH: 7.75		1.58	28.67	59.91	1.60
LUGANO Conductivity: 231 μ S Average pH: 7.75		1.23	23.82	37.51	0.59
ANNONE O. Conductivity: 301 μ S Average pH: 8.5		0.06	1.57	11.01	0.11

Implication to environmental studies

A few examples of how the results obtained can provide an insight into chemical and biological processes occurring in freshwater organisms will be given.

- Similarly to what happens in seawater, a significant fraction of the metals which forms complexes with hydroxide ions should be expected to be in the colloidal state or adsorbed to particulate surfaces. These phenomena are favoured at the epilimnion, where the pH is relatively high. When such particles sink in the hypolimnion and in the sediment interface, where the pH is considerably lower, free metal ions can be released in solution. As a consequence of this, the percentage of total metal concentration present as the free ion will increase with depth and, therefore, the intensity of its biological effects will show a vertical distribution as well.
- Information on the percent distribution of the chemical species of the metals in freshwaters can be very useful in understanding the uptake of such elements by freshwater organisms. Taking into consideration such distribution, a better understanding of uptake mechanisms and more reliable concentration factors should be obtained.
- It is well known that water composition and pH affect to a remarkable extent the toxicity of heavy metals to freshwater organisms. Studies to correlate toxicity levels with water characteristics will take advantage of the information concerning the distribution of the chemical species of toxic metals. This approach should be very useful for a better evaluation of the risk represented by the increasing concentrations of heavy metals in the freshwater environment.

A better knowledge of the distribution of the metal chemical species should help not only for these purposes, which are more related to our present studies, but also for many other investigations in the field of environmental protection.

References

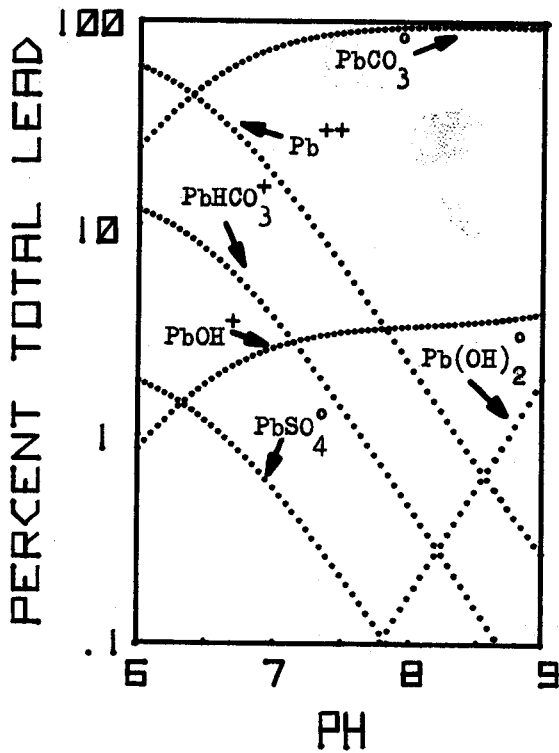
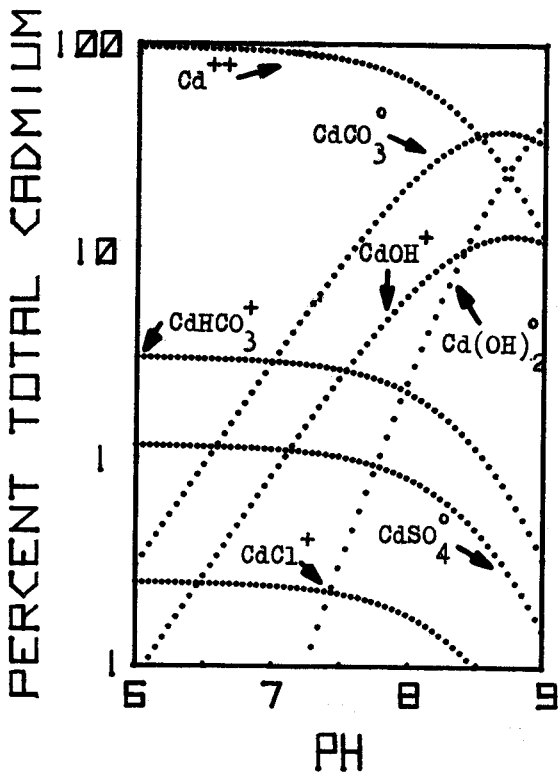
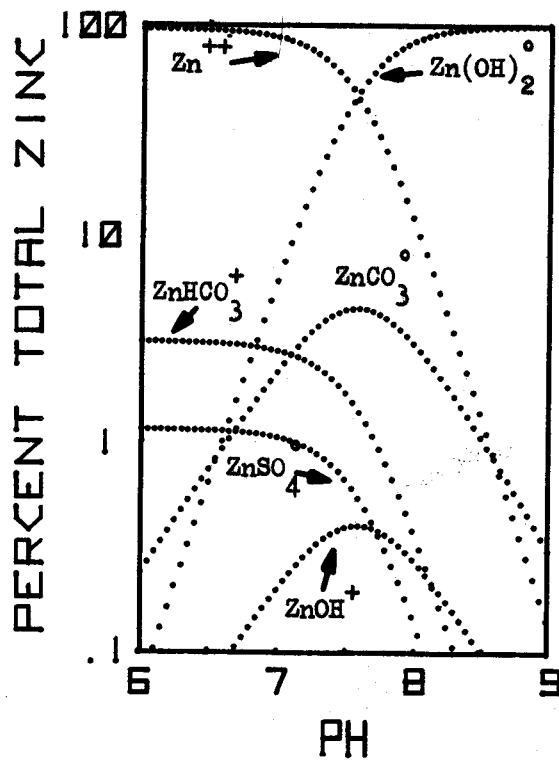
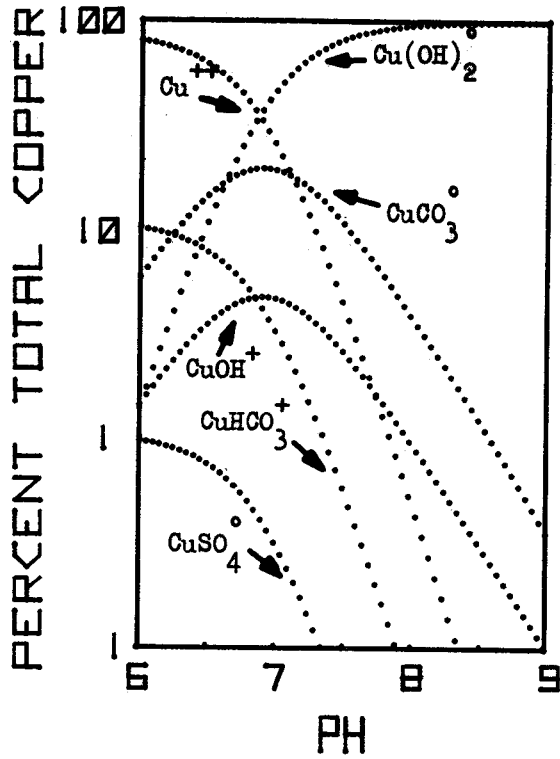
LONG C. (ed.): In "Biochemists' Handbook". Spon Ltd., London.
pag. 23, 1961.

SILLEN L.G. and MARTELL A.E.: In "Stability constants of metal
ion complexes", 2nd ed. Chem. Soc. (London), Spec. Publ. 17, 1964.

VOLLENWEIDER R.A.: Materiali ed idee per una idrochimica delle
acque insubriche. Mem. Ist. Ital. Idrobiol., 19, 213, 1965.

ZIRINO A. and YAMAMOTO S.: A pH-dependent model for the chemical
speciation of copper, zinc, cadmium, and lead in seawater.
Limnol. Oceanogr., 17, 661, 1972.

LAGO MERGOZZO



LAGO MERGOZZO

% DISTRIBUTION OF THE CHEMICAL SPECIES OF COPPER

pH	Cu^{++}	CuSO_4°	CuOH^+	$\text{Cu}(\text{OH})_2^{\circ}$	CuHCO_3^+	CuCO_3°	$\text{Cu}(\text{CO}_3)_2^{--}$
6.00	79.84	.98	1.46	1.41	10.30	6.01	.00
6.10	77.71	.95	1.78	2.18	10.01	7.36	.00
6.20	74.99	.92	2.17	3.33	9.66	8.94	.00
6.30	71.55	.88	2.60	5.04	9.21	10.73	.00
6.40	67.25	.82	3.08	7.50	8.65	12.69	.00
6.50	62.00	.76	3.57	10.96	7.97	14.73	.00
6.60	55.79	.68	4.05	15.63	7.17	16.67	.00
6.70	48.72	.60	4.45	21.64	6.26	18.33	.00
6.80	41.10	.50	4.73	28.93	5.28	19.45	.00
6.90	33.37	.41	4.83	37.23	4.28	19.88	.00
7.00	26.04	.32	4.74	46.04	3.34	19.51	.01
7.10	19.55	.24	4.48	54.78	2.51	18.43	.01
7.20	14.17	.17	4.09	62.93	1.82	16.81	.01
7.30	9.96	.12	3.62	70.14	1.28	14.87	.01
7.40	6.83	.08	3.13	76.24	.87	12.83	.01
7.50	4.60	.06	2.65	81.26	.59	10.85	.01
7.60	3.04	.04	2.21	85.28	.39	9.03	.01
7.70	1.99	.02	1.82	88.47	.25	7.43	.01
7.80	1.29	.02	1.49	90.98	.16	6.05	.01
7.90	.83	.01	1.21	92.94	.11	4.90	.01
8.00	.53	.01	.97	94.47	.07	3.94	.01
8.10	.34	.00	.78	95.66	.04	3.15	.01
8.20	.22	.00	.63	96.60	.03	2.51	.01
8.30	.14	.00	.50	97.33	.02	2.00	.01
8.40	.09	.00	.40	97.91	.01	1.58	.01
8.50	.06	.00	.32	98.36	.01	1.25	.01
8.60	.04	.00	.26	98.71	.00	.98	.01
8.70	.02	.00	.20	98.99	.00	.77	.01
8.80	.01	.00	.16	99.22	.00	.60	.01
8.90	.01	.00	.13	99.39	.00	.46	.01
9.00	.01	.00	.10	99.53	.00	.36	.01

LAGO MERGOZZO

% DISTRIBUTION OF THE CHEMICAL SPECIES OF ZINC

pH	Zn ⁺⁺	ZnCl ⁺	ZnSO ₄ ^o	ZnOH ⁺	Zn(OH) ₂ ^o	ZnHCO ₃ ⁺	ZnCO ₃ ^o
6.00	95.40	.01	1.17	.02	.07	3.09	.24
6.10	95.30	.01	1.17	.03	.10	3.08	.31
6.20	95.17	.01	1.16	.03	.16	3.08	.38
6.30	94.97	.01	1.16	.04	.26	3.07	.48
6.40	94.70	.01	1.16	.05	.41	3.06	.61
6.50	94.32	.01	1.15	.07	.65	3.05	.76
6.60	93.76	.01	1.15	.09	1.02	3.03	.95
6.70	92.96	.01	1.14	.11	1.61	3.00	1.18
6.80	91.79	.01	1.12	.13	2.51	2.96	1.47
6.90	90.09	.01	1.10	.16	3.91	2.91	1.82
7.00	87.64	.01	1.07	.20	6.03	2.82	2.23
7.10	84.15	.01	1.03	.24	9.17	2.71	2.69
7.20	79.29	.01	.97	.29	13.70	2.55	3.19
7.30	72.81	.00	.89	.33	19.94	2.34	3.68
7.40	64.61	.00	.79	.37	28.04	2.08	4.11
7.50	54.96	.00	.67	.40	37.81	1.76	4.40
7.60	44.56	.00	.55	.41	48.58	1.43	4.48
7.70	34.36	.00	.42	.40	59.38	1.10	4.34
7.80	25.28	.00	.31	.37	69.23	.81	4.01
7.90	17.85	.00	.22	.33	77.48	.57	3.56
8.00	12.20	.00	.15	.28	83.93	.39	3.05
8.10	8.14	.00	.10	.24	88.72	.26	2.55
8.20	5.33	.00	.07	.19	92.15	.17	2.09
8.30	3.45	.00	.04	.16	94.55	.11	1.69
8.40	2.22	.00	.03	.13	96.21	.07	1.35
8.50	1.42	.00	.02	.10	97.35	.04	1.08
8.60	.90	.00	.01	.08	98.13	.03	.85
8.70	.57	.00	.01	.07	98.67	.02	.67
8.80	.36	.00	.00	.05	99.05	.01	.52
8.90	.23	.00	.00	.04	99.32	.01	.40
9.00	.14	.00	.00	.03	99.51	.00	.31

LAGO MERGOZZO

% DISTRIBUTION OF THE CHEMICAL SPECIES OF CADMIUM

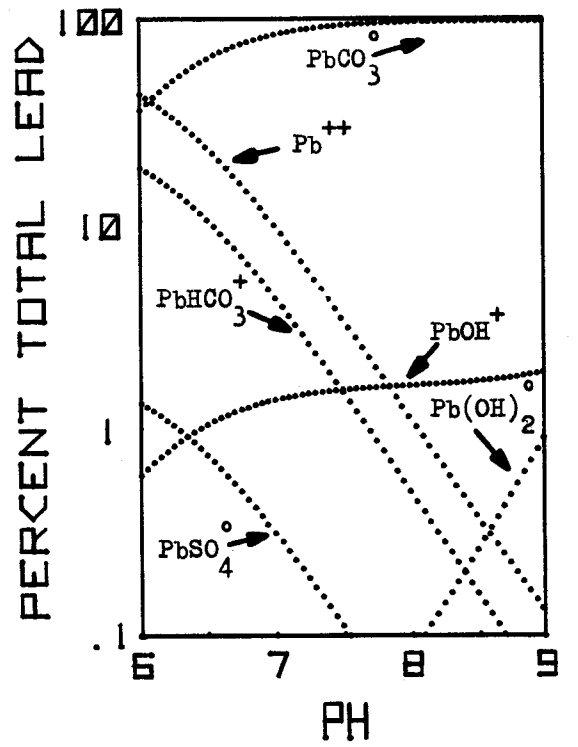
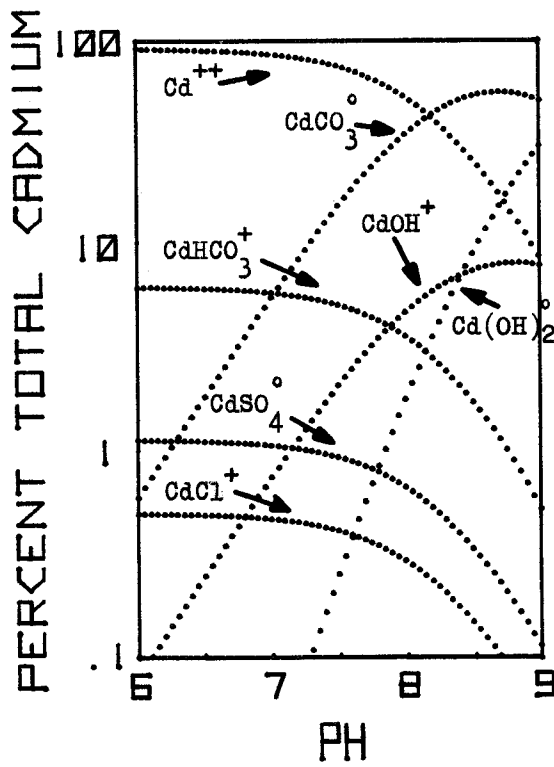
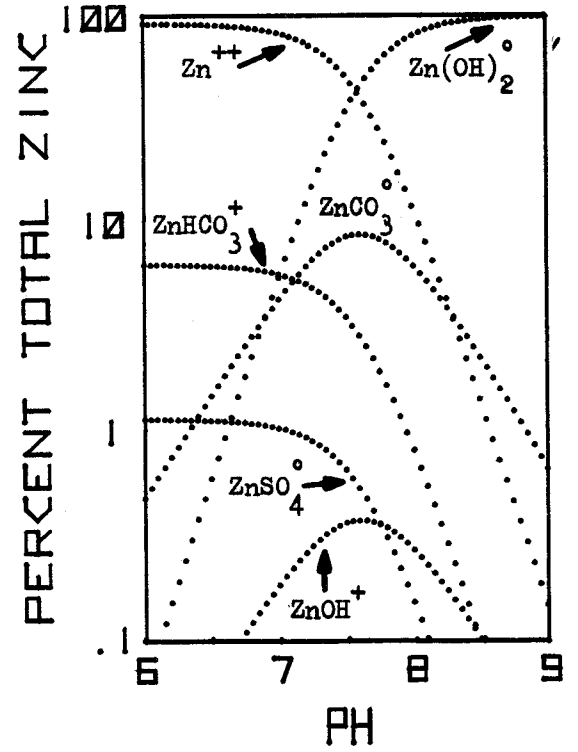
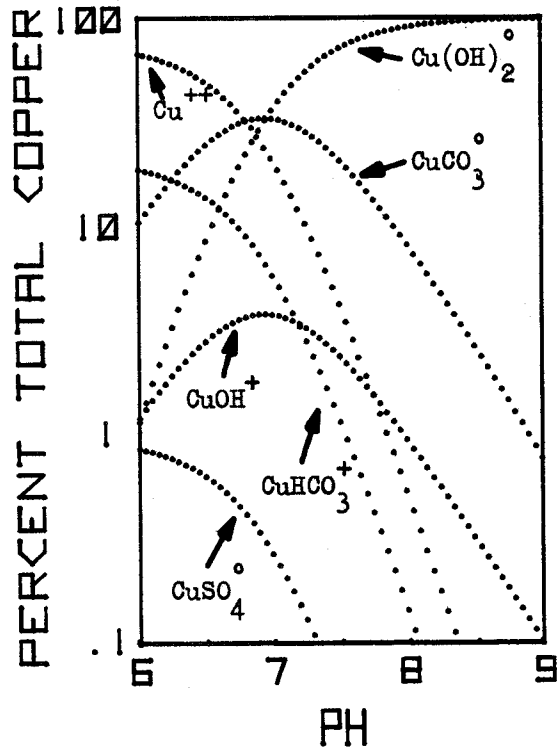
pH	Ca ⁺⁺	CaCl ⁺	CaSO ₄ [°]	CaOH ⁺	Ca(OH) ₂ [°]	CaHCO ₃ ⁺	CaCO ₃ [°]
6.00	95.11	.25	1.16	.09	.00	3.08	.31
6.10	95.02	.25	1.16	.11	.00	3.08	.38
6.20	94.90	.25	1.16	.14	.00	3.07	.48
6.30	94.75	.25	1.16	.17	.00	3.06	.61
6.40	94.56	.25	1.16	.22	.00	3.06	.76
6.50	94.32	.25	1.15	.27	.00	3.05	.96
6.60	94.02	.25	1.15	.34	.01	3.04	1.20
6.70	93.64	.25	1.15	.43	.01	3.02	1.50
6.80	93.17	.25	1.14	.54	.01	3.01	1.88
6.90	92.59	.25	1.13	.67	.02	2.99	2.35
7.00	91.86	.24	1.12	.84	.03	2.96	2.94
7.10	90.96	.24	1.11	1.05	.05	2.93	3.66
7.20	89.84	.24	1.10	1.30	.08	2.89	4.55
7.30	88.47	.24	1.08	1.61	.12	2.85	5.63
7.40	86.78	.23	1.06	1.99	.19	2.79	6.95
7.50	84.74	.23	1.04	2.45	.30	2.72	8.53
7.60	82.27	.22	1.01	2.99	.46	2.64	10.41
7.70	79.33	.21	.97	3.63	.70	2.54	12.62
7.80	75.86	.20	.93	4.37	1.07	2.42	15.15
7.90	71.83	.19	.88	5.21	1.60	2.29	18.01
8.00	67.22	.18	.82	6.14	2.37	2.13	21.14
8.10	62.06	.16	.76	7.14	3.47	1.96	24.45
8.20	56.41	.15	.69	8.17	5.00	1.77	27.82
8.30	50.37	.13	.62	9.18	7.08	1.57	31.05
8.40	44.12	.12	.54	10.12	9.82	1.36	33.92
8.50	37.82	.10	.46	10.92	13.34	1.15	36.19
8.60	31.69	.08	.39	11.52	17.72	.95	37.64
8.70	25.93	.07	.32	11.87	22.97	.77	38.08
8.80	20.69	.06	.25	11.92	29.06	.60	37.42
8.90	16.11	.04	.20	11.68	35.85	.45	35.67
9.00	12.23	.03	.15	11.17	43.14	.33	32.95

LAGO MERGOZZO

% DISTRIBUTION OF THE CHEMICAL SPECIES OF LEAD

pH	Pb ⁺⁺	PbCl ⁺	PbSO ₄ [°]	PbOH ⁺	Pb(OH) ₂ [°]	PbHCO ₃ ⁺	PbCO ₃ [°]
6.00	60.42	.06	1.86	.87	.00	12.35	24.44
6.10	56.72	.06	1.74	1.03	.00	11.58	28.86
6.20	52.66	.06	1.62	1.21	.00	10.75	33.71
6.30	48.31	.05	1.49	1.40	.00	9.85	38.91
6.40	43.75	.05	1.35	1.59	.00	8.92	44.34
6.50	39.11	.04	1.20	1.79	.00	7.97	49.88
6.60	34.50	.04	1.06	1.99	.00	7.03	55.38
6.70	30.05	.03	.92	2.18	.01	6.12	60.69
6.80	25.85	.03	.79	2.36	.01	5.26	65.70
6.90	21.98	.02	.68	2.53	.01	4.47	70.31
7.00	18.50	.02	.57	2.68	.01	3.76	74.46
7.10	15.43	.02	.47	2.81	.02	3.14	78.12
7.20	12.76	.01	.39	2.93	.02	2.59	81.29
7.30	10.48	.01	.32	3.03	.03	2.13	84.00
7.40	8.56	.01	.26	3.11	.04	1.74	86.28
7.50	6.96	.01	.21	3.18	.05	1.41	88.18
7.60	5.63	.01	.17	3.25	.06	1.14	89.74
7.70	4.55	.00	.14	3.30	.08	.92	91.01
7.80	3.66	.00	.11	3.34	.10	.74	92.04
7.90	2.94	.00	.09	3.38	.13	.59	92.86
8.00	2.36	.00	.07	3.42	.17	.47	93.51
8.10	1.89	.00	.06	3.45	.21	.38	94.00
8.20	1.52	.00	.05	3.49	.27	.30	94.37
8.30	1.22	.00	.04	3.52	.34	.24	94.64
8.40	.98	.00	.03	3.56	.43	.19	94.80
8.50	.79	.00	.02	3.60	.55	.15	94.88
8.60	.63	.00	.02	3.66	.71	.12	94.86
8.70	.51	.00	.02	3.72	.91	.10	94.75
8.80	.42	.00	.01	3.79	1.16	.08	94.54
8.90	.34	.00	.01	3.89	1.50	.06	94.21
9.00	.28	.00	.01	4.00	1.94	.05	93.72

LAGO MONATE



LAGO MONATE

% DISTRIBUTION OF THE CHEMICAL SPECIES OF COPPER

pH	Cu^{++}	CuSO_4°	CuOH^+	$\text{Cu}(\text{OH})_2^{\circ}$	CuHCO_3^+	CuCO_3°	$\text{Cu}(\text{CO}_3)_2^{--}$
6.00	67.58	.85	1.20	1.15	18.69	10.53	.00
6.10	65.17	.82	1.46	1.76	18.01	12.78	.00
6.20	62.24	.78	1.75	2.67	17.20	15.36	.00
6.30	58.73	.74	2.08	3.99	16.22	18.24	.00
6.40	54.59	.69	2.43	5.88	15.07	21.34	.00
6.50	49.81	.63	2.79	8.50	13.75	24.51	.00
6.60	44.46	.56	3.14	12.02	12.27	27.53	.01
6.70	38.68	.49	3.44	16.57	10.67	30.14	.01
6.80	32.67	.41	3.66	22.19	9.01	32.04	.01
6.90	26.73	.34	3.77	28.77	7.37	33.00	.02
7.00	21.16	.27	3.75	36.10	5.83	32.87	.02
7.10	16.20	.20	3.62	43.81	4.46	31.67	.02
7.20	12.03	.15	3.38	51.53	3.31	29.57	.03
7.30	8.67	.11	3.07	58.90	2.39	26.83	.03
7.40	6.10	.08	2.72	65.66	1.68	23.73	.04
7.50	4.20	.05	2.36	71.65	1.15	20.55	.04
7.60	2.84	.04	2.01	76.82	.78	17.48	.04
7.70	1.89	.02	1.68	81.19	.52	14.64	.04
7.80	1.25	.02	1.40	84.82	.34	12.12	.05
7.90	.82	.01	1.15	87.81	.22	9.94	.05
8.00	.53	.01	.94	90.25	.14	8.09	.05
8.10	.34	.00	.76	92.22	.09	6.53	.05
8.20	.22	.00	.62	93.81	.06	5.25	.05
8.30	.14	.00	.50	95.08	.04	4.20	.05
8.40	.09	.00	.40	96.10	.02	3.34	.05
8.50	.06	.00	.32	96.92	.01	2.64	.05
8.60	.04	.00	.25	97.57	.01	2.09	.05
8.70	.02	.00	.20	98.08	.01	1.64	.05
8.80	.01	.00	.16	98.50	.00	1.28	.04
8.90	.01	.00	.13	98.83	.00	.99	.04
9.00	.01	.00	.10	99.09	.00	.76	.04

LAGO MONATE

% DISTRIBUTION OF THE CHEMICAL SPECIES OF ZINC

pH	Zn ⁺⁺	ZnCl ⁺	ZnSO ₄ ^o	ZnOH ⁺	Zn(OH) ₂ ^o	ZnHCO ₃ ⁺	ZnCO ₃ ^o
6.00	91.88	.01	1.16	.02	.06	6.38	.49
6.10	91.73	.01	1.16	.03	.10	6.37	.61
6.20	91.53	.01	1.15	.03	.15	6.35	.77
6.30	91.26	.01	1.15	.04	.24	6.33	.96
6.40	90.90	.01	1.15	.05	.38	6.31	1.20
6.50	90.41	.01	1.14	.06	.60	6.27	1.51
6.60	89.73	.01	1.13	.08	.94	6.22	1.88
6.70	88.79	.01	1.12	.10	1.48	6.15	2.34
6.80	87.48	.01	1.10	.12	2.31	6.06	2.91
6.90	85.65	.01	1.08	.15	3.59	5.93	3.58
7.00	83.11	.01	1.05	.19	5.52	5.75	4.37
7.10	79.61	.01	1.00	.22	8.37	5.51	5.27
7.20	74.88	.01	.94	.27	12.48	5.18	6.24
7.30	68.71	.01	.87	.31	18.15	4.75	7.20
7.40	61.05	.01	.77	.34	25.56	4.22	8.05
7.50	52.13	.01	.66	.37	34.60	3.60	8.64
7.60	42.54	.01	.54	.38	44.74	2.93	8.87
7.70	33.10	.00	.42	.37	55.17	2.27	8.67
7.80	24.59	.00	.31	.35	64.97	1.69	8.09
7.90	17.55	.00	.22	.31	73.47	1.20	7.24
8.00	12.11	.00	.15	.27	80.37	.83	6.27
8.10	8.15	.00	.10	.23	85.68	.55	5.29
8.20	5.38	.00	.07	.19	89.63	.36	4.37
8.30	3.50	.00	.04	.16	92.51	.23	3.56
8.40	2.26	.00	.03	.13	94.57	.15	2.86
8.50	1.45	.00	.02	.10	96.05	.09	2.28
8.60	.92	.00	.01	.08	97.12	.06	1.81
8.70	.59	.00	.01	.07	97.88	.04	1.42
8.80	.37	.00	.00	.05	98.43	.02	1.11
8.90	.24	.00	.00	.04	98.84	.01	.86
9.00	.15	.00	.00	.03	99.14	.01	.67

LAGO MONATE

% DISTRIBUTION OF THE CHEMICAL SPECIES OF CADMIUM

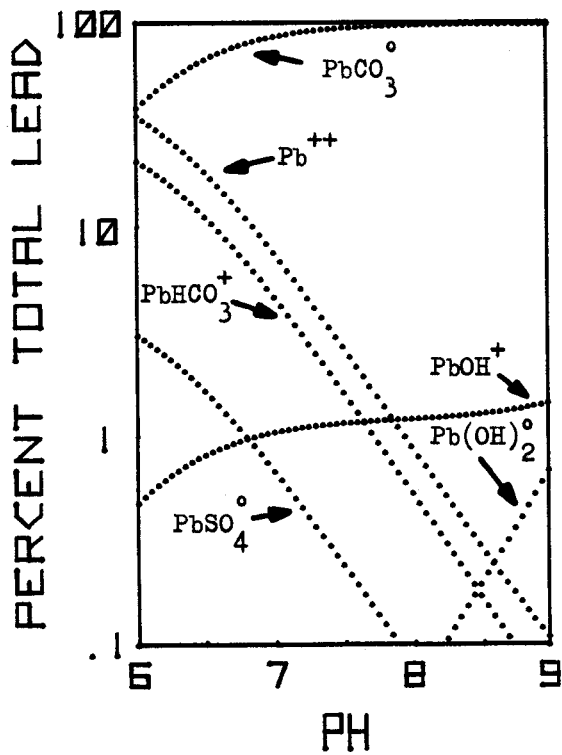
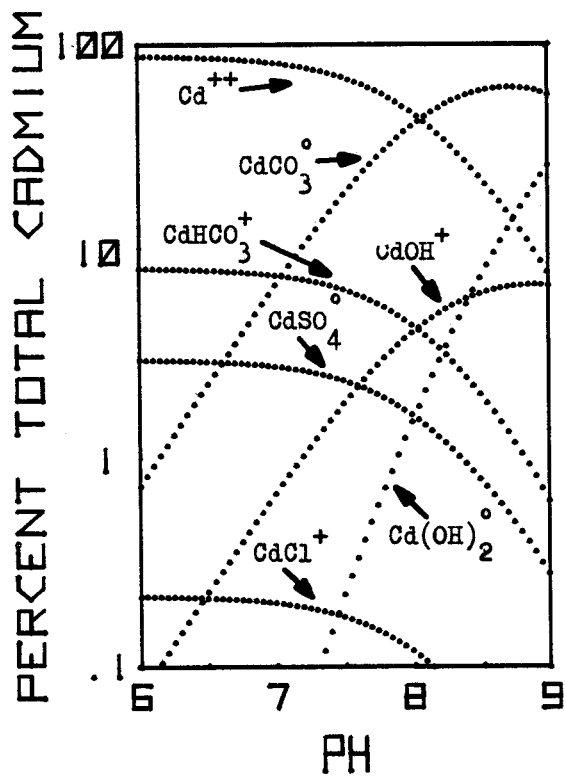
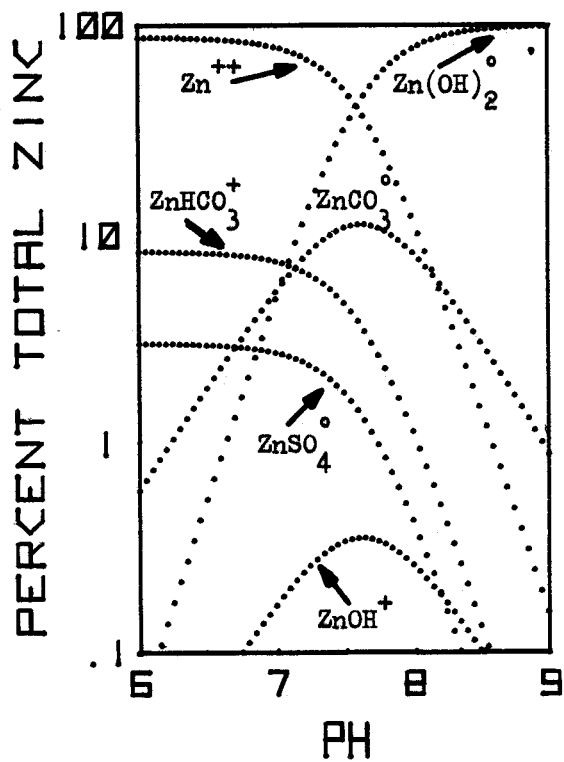
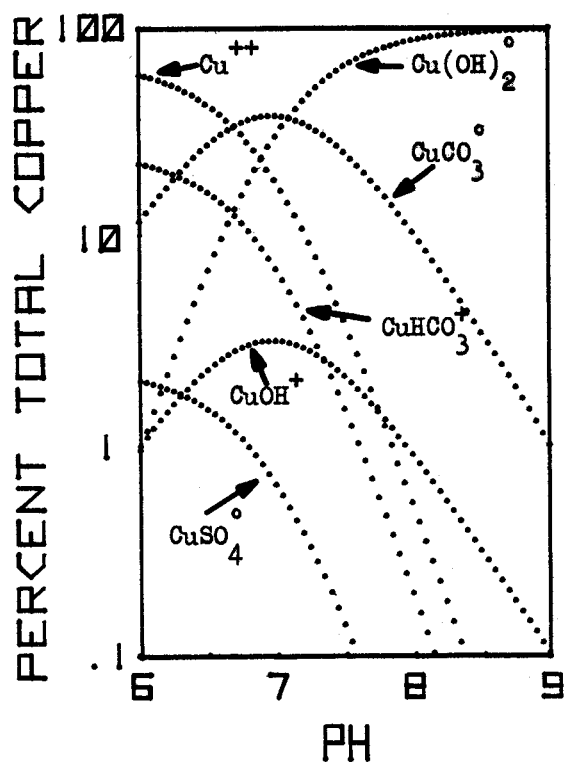
pH	Cd^{++}	CdCl^+	CdSO_4^0	CdOH^+	$\text{Cd}(\text{OH})_2^0$	CdHCO_3^+	CdCO_3^0
6.00	91.31	.51	1.15	.08	.00	6.34	.61
6.10	91.15	.51	1.15	.10	.00	6.33	.76
6.20	90.95	.51	1.15	.13	.00	6.31	.96
6.30	90.70	.50	1.14	.16	.00	6.29	1.20
6.40	90.38	.50	1.14	.20	.00	6.27	1.51
6.50	89.98	.50	1.13	.25	.00	6.24	1.89
6.60	89.49	.50	1.13	.32	.00	6.20	2.36
6.70	88.87	.49	1.12	.40	.01	6.16	2.95
6.80	88.10	.49	1.11	.49	.01	6.10	3.69
6.90	87.16	.48	1.10	.62	.02	6.04	4.59
7.00	85.99	.48	1.08	.76	.03	5.95	5.70
7.10	84.57	.47	1.07	.95	.05	5.85	7.05
7.20	82.84	.46	1.04	1.17	.07	5.73	8.69
7.30	80.75	.45	1.02	1.43	.11	5.58	10.66
7.40	78.27	.43	.99	1.75	.17	5.40	12.99
7.50	75.34	.42	.95	2.12	.26	5.20	15.72
7.60	71.93	.40	.91	2.55	.39	4.95	18.87
7.70	68.04	.38	.86	3.03	.58	4.68	22.43
7.80	63.68	.35	.80	3.57	.86	4.37	26.37
7.90	58.88	.33	.74	4.16	1.26	4.03	30.60
8.00	53.73	.30	.68	4.78	1.83	3.66	35.03
8.10	48.33	.27	.61	5.41	2.61	3.28	39.49
8.20	42.83	.24	.54	6.04	3.66	2.89	43.81
8.30	37.36	.21	.47	6.63	5.06	2.50	47.76
8.40	32.08	.18	.40	7.16	6.89	2.13	51.16
8.50	27.09	.15	.34	7.62	9.22	1.78	53.80
8.60	22.52	.13	.28	7.97	12.15	1.46	55.50
8.70	18.41	.10	.23	8.20	15.74	1.17	56.15
8.80	14.81	.08	.19	8.31	20.06	.92	55.64
8.90	11.71	.07	.15	8.27	25.15	.71	53.95
9.00	9.11	.05	.11	8.10	30.99	.53	51.11

LAGO MONATE

% DISTRIBUTION OF THE CHEMICAL SPECIES OF LEAD

pH	Pb ⁺⁺	PbCl ⁺	PbSO ₄ ^o	PbOH ⁺	Pb(OH) ₂ ^o	PbHCO ₃ ⁺	PbCO ₃ ^o
6.00	43.05	.10	1.36	.61	.00	18.87	36.02
6.10	39.33	.09	1.24	.70	.00	17.23	41.41
6.20	35.47	.08	1.12	.79	.00	15.53	47.01
6.30	31.57	.07	1.00	.89	.00	13.82	52.65
6.40	27.73	.06	.88	.98	.00	12.14	58.21
6.50	24.05	.05	.76	1.07	.00	10.52	63.54
6.60	20.61	.05	.65	1.16	.00	9.01	68.52
6.70	17.46	.04	.55	1.23	.00	7.64	73.08
6.80	14.65	.03	.46	1.30	.00	6.40	77.15
6.90	12.18	.03	.39	1.36	.01	5.32	80.72
7.00	10.05	.02	.32	1.42	.01	4.39	83.80
7.10	8.23	.02	.26	1.46	.01	3.60	86.42
7.20	6.71	.01	.21	1.50	.01	2.93	88.62
7.30	5.44	.01	.17	1.53	.01	2.37	90.45
7.40	4.40	.01	.14	1.56	.02	1.92	91.96
7.50	3.55	.01	.11	1.58	.02	1.54	93.19
7.60	2.85	.01	.09	1.60	.03	1.24	94.18
7.70	2.29	.01	.07	1.62	.04	.99	94.99
7.80	1.83	.00	.06	1.63	.05	.79	95.63
7.90	1.47	.00	.05	1.64	.06	.63	96.14
8.00	1.18	.00	.04	1.66	.08	.51	96.54
8.10	.94	.00	.03	1.67	.10	.40	96.85
8.20	.75	.00	.02	1.68	.13	.32	97.09
8.30	.60	.00	.02	1.70	.16	.26	97.26
8.40	.48	.00	.02	1.72	.21	.20	97.37
8.50	.39	.00	.01	1.74	.26	.16	97.43
8.60	.31	.00	.01	1.76	.34	.13	97.45
8.70	.25	.00	.01	1.79	.43	.10	97.41
8.80	.21	.00	.01	1.83	.56	.08	97.32
8.90	.17	.00	.01	1.88	.72	.06	97.17
9.00	.14	.00	.00	1.93	.93	.05	96.94

LAGO MAGGIORE



LAGO MAGGIORE

% DISTRIBUTION OF THE CHEMICAL SPECIES OF COPPER

pH	Cu^{++}	CuSO_4°	CuOH^+	$\text{Cu}(\text{OH})_2^{\circ}$	CuHCO_3^+	CuCO_3°	$\text{Cu}(\text{CO}_3)_2^{--}$
6.00	60.63	2.10	1.03	.98	23.00	12.25	.00
6.10	58.30	2.02	1.25	1.49	22.11	14.82	.00
6.20	55.51	1.92	1.50	2.25	21.05	17.77	.00
6.30	52.23	1.81	1.77	3.35	19.80	21.04	.00
6.40	48.42	1.68	2.07	4.93	18.35	24.55	.01
6.50	44.12	1.53	2.37	7.11	16.72	28.15	.01
6.60	39.37	1.36	2.66	10.06	14.91	31.62	.01
6.70	34.31	1.19	2.92	13.89	12.99	34.68	.02
6.80	29.11	1.01	3.12	18.68	11.02	37.03	.02
6.90	24.00	.83	3.24	24.41	9.08	38.41	.03
7.00	19.19	.66	3.26	30.93	7.26	38.65	.03
7.10	14.88	.52	3.19	38.03	5.63	37.72	.04
7.20	11.21	.39	3.02	45.37	4.23	35.73	.05
7.30	8.21	.28	2.78	52.66	3.10	32.91	.06
7.40	5.86	.20	2.50	59.60	2.21	29.55	.07
7.50	4.09	.14	2.20	65.99	1.54	25.96	.07
7.60	2.81	.10	1.90	71.70	1.05	22.36	.08
7.70	1.89	.07	1.61	76.68	.71	18.95	.08
7.80	1.26	.04	1.35	80.93	.47	15.85	.09
7.90	.83	.03	1.12	84.52	.31	13.10	.09
8.00	.54	.02	.92	87.49	.20	10.73	.09
8.10	.35	.01	.75	89.94	.13	8.71	.10
8.20	.23	.01	.61	91.95	.08	7.03	.10
8.30	.15	.01	.49	93.57	.05	5.63	.10
8.40	.09	.00	.40	94.89	.03	4.49	.10
8.50	.06	.00	.32	95.94	.02	3.56	.09
8.60	.04	.00	.26	96.79	.01	2.81	.09
8.70	.02	.00	.21	97.47	.01	2.20	.09
8.80	.02	.00	.16	98.02	.01	1.71	.09
8.90	.01	.00	.13	98.45	.00	1.33	.08
9.00	.01	.00	.10	98.79	.00	1.02	.07

LAGO MAGGIORE

% DISTRIBUTION OF THE CHEMICAL SPECIES OF ZINC

pH	Zn ⁺⁺	ZnCl ⁺	ZnSO ₄ [°]	ZnOH ⁺	Zn(OH) ₂ [°]	ZnHCO ₃ ⁺	ZnCO ₃ [°]
6.00	87.90	.01	3.04	.02	.06	8.38	.60
6.10	87.73	.01	3.04	.02	.09	8.36	.76
6.20	87.51	.01	3.03	.03	.14	8.34	.95
6.30	87.22	.01	3.02	.04	.22	8.31	1.19
6.40	86.84	.01	3.01	.05	.34	8.27	1.49
6.50	86.32	.01	2.99	.06	.54	8.22	1.87
6.60	85.63	.01	2.97	.07	.85	8.15	2.33
6.70	84.68	.01	2.93	.09	1.33	8.06	2.90
6.80	83.39	.01	2.89	.11	2.08	7.93	3.59
6.90	81.61	.01	2.83	.14	3.23	7.76	4.43
7.00	79.19	.00	2.74	.17	4.97	7.52	5.40
7.10	75.89	.00	2.63	.20	7.54	7.21	6.52
7.20	71.50	.00	2.48	.24	11.26	6.79	7.72
7.30	65.82	.00	2.28	.28	16.43	6.24	8.94
7.40	58.78	.00	2.04	.32	23.26	5.57	10.04
7.50	50.56	.00	1.75	.34	31.71	4.78	10.86
7.60	41.64	.00	1.44	.35	41.39	3.93	11.24
7.70	32.74	.00	1.13	.35	51.58	3.08	11.11
7.80	24.60	.00	.85	.33	61.42	2.31	10.48
7.90	17.74	.00	.61	.30	70.20	1.66	9.48
8.00	12.36	.00	.43	.26	77.52	1.15	8.28
8.10	8.38	.00	.29	.23	83.30	.78	7.03
8.20	5.57	.00	.19	.19	87.70	.51	5.84
8.30	3.64	.00	.13	.16	90.97	.33	4.77
8.40	2.36	.00	.08	.13	93.37	.21	3.85
8.50	1.52	.00	.05	.10	95.12	.14	3.07
8.60	.97	.00	.03	.08	96.39	.09	2.43
8.70	.62	.00	.02	.07	97.33	.05	1.91
8.80	.39	.00	.01	.05	98.01	.03	1.49
8.90	.25	.00	.01	.04	98.52	.02	1.16
9.00	.16	.00	.01	.03	98.90	.01	.89

LAGO MAGGIORE

% DISTRIBUTION OF THE CHEMICAL SPECIES OF CADMIUM

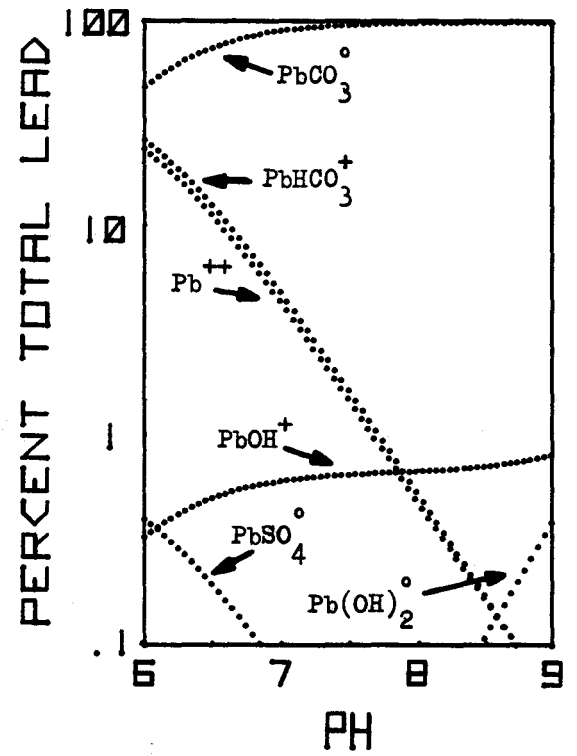
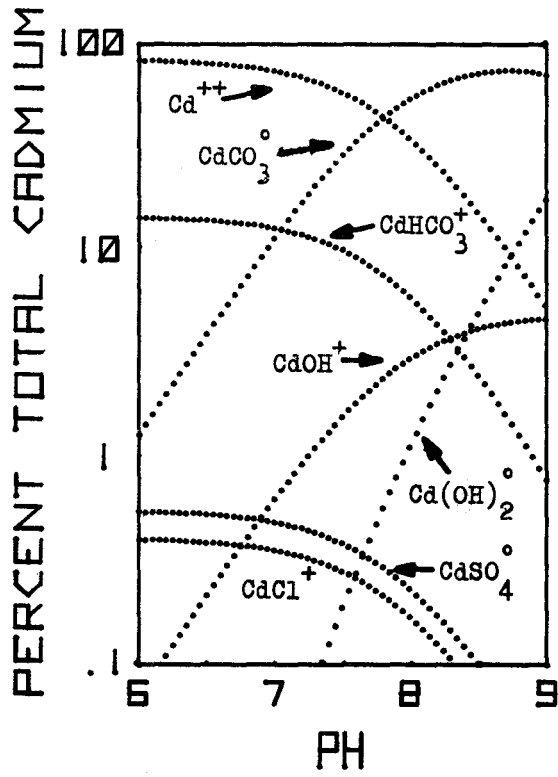
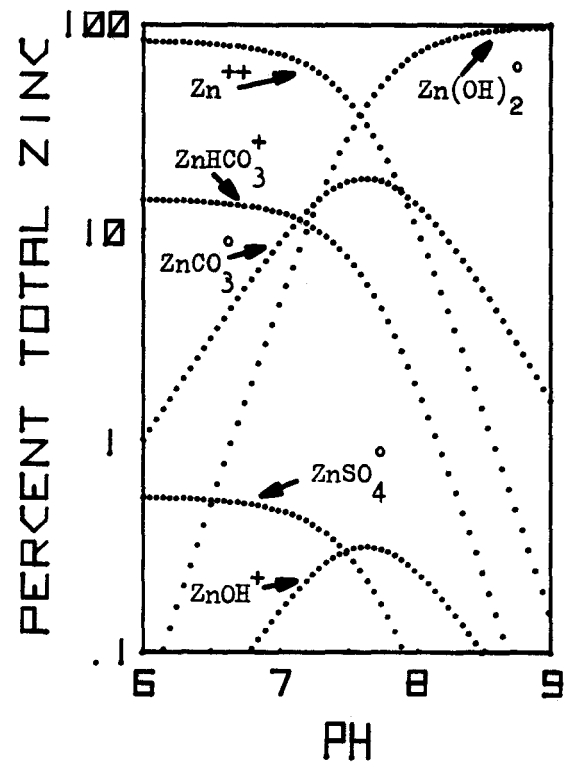
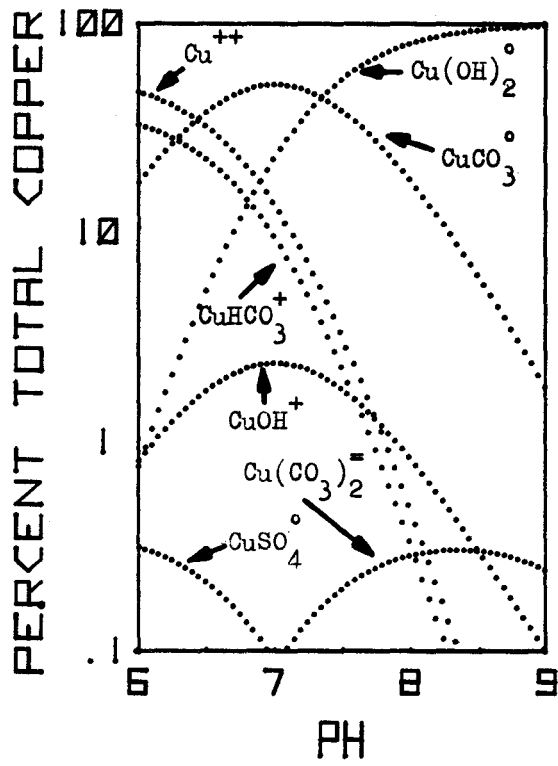
pH	Ca ⁺⁺	CaCl ⁺	CaSO ₄ [°]	CaOH ⁺	Ca(OH) ₂ [°]	CaHCO ₃ ⁺	CaCO ₃ [°]
6.00	87.57	.22	3.03	.07	.00	8.35	.75
6.10	87.39	.22	3.03	.09	.00	8.33	.95
6.20	87.15	.22	3.02	.12	.00	8.30	1.19
6.30	86.86	.22	3.01	.15	.00	8.27	1.49
6.40	86.50	.22	3.00	.19	.00	8.23	1.87
6.50	86.04	.22	2.98	.23	.00	8.19	2.34
6.60	85.47	.21	2.96	.29	.00	8.13	2.93
6.70	84.76	.21	2.94	.36	.01	8.06	3.65
6.80	83.89	.21	2.91	.45	.01	7.98	4.55
6.90	82.82	.21	2.87	.56	.02	7.87	5.66
7.00	81.50	.20	2.82	.69	.03	7.74	7.00
7.10	79.91	.20	2.77	.86	.04	7.59	8.64
7.20	77.98	.20	2.70	1.05	.06	7.40	10.61
7.30	75.68	.19	2.62	1.29	.10	7.18	12.95
7.40	72.97	.18	2.53	1.56	.15	6.91	15.70
7.50	69.82	.17	2.42	1.88	.22	6.60	18.88
7.60	66.20	.17	2.29	2.25	.34	6.25	22.50
7.70	62.15	.16	2.15	2.65	.50	5.85	26.54
7.80	57.68	.14	2.00	3.10	.74	5.42	30.92
7.90	52.87	.13	1.83	3.58	1.07	4.95	35.56
8.00	47.83	.12	1.66	4.08	1.54	4.46	40.32
8.10	42.66	.11	1.48	4.58	2.17	3.96	45.04
8.20	37.52	.09	1.30	5.07	3.03	3.46	49.53
8.30	32.52	.08	1.13	5.53	4.16	2.97	53.60
8.40	27.79	.07	.96	5.95	5.64	2.51	57.07
8.50	23.43	.06	.81	6.31	7.53	2.09	59.77
8.60	19.48	.05	.67	6.61	9.93	1.71	61.55
8.70	15.98	.04	.55	6.83	12.91	1.37	62.31
8.80	12.94	.03	.45	6.96	16.57	1.09	61.97
8.90	10.34	.03	.36	7.00	20.98	.84	60.45
9.00	8.15	.02	.28	6.94	26.20	.64	57.77

LAGO MAGGIORE

% DISTRIBUTION OF THE CHEMICAL SPECIES OF LEAD

pH	Pb ⁺⁺	PbCl ⁺	PbSO ₄ [°]	PbOH ⁺	Pb(OH) ₂ [°]	PbHCO ₃ ⁺	PbCO ₃ [°]
6.00	35.87	.04	3.12	.48	.00	21.57	38.92
6.10	32.56	.03	2.83	.55	.00	19.57	44.45
6.20	29.16	.03	2.54	.62	.00	17.53	50.12
6.30	25.78	.03	2.24	.69	.00	15.49	55.77
6.40	22.50	.02	1.96	.76	.00	13.51	61.25
6.50	19.39	.02	1.69	.83	.00	11.64	66.43
6.60	16.52	.02	1.44	.89	.00	9.92	71.23
6.70	13.92	.01	1.21	.94	.00	8.35	75.56
6.80	11.62	.01	1.01	.99	.00	6.97	79.39
6.90	9.62	.01	.84	1.03	.00	5.77	82.72
7.00	7.91	.01	.69	1.07	.01	4.74	85.58
7.10	6.46	.01	.56	1.10	.01	3.87	87.99
7.20	5.26	.01	.46	1.13	.01	3.15	90.00
7.30	4.26	.00	.37	1.15	.01	2.55	91.67
7.40	3.44	.00	.30	1.17	.01	2.05	93.03
7.50	2.76	.00	.24	1.18	.02	1.65	94.14
7.60	2.22	.00	.19	1.19	.02	1.32	95.04
7.70	1.78	.00	.16	1.21	.03	1.06	95.77
7.80	1.43	.00	.12	1.22	.04	.85	96.35
7.90	1.14	.00	.10	1.23	.05	.68	96.81
8.00	.92	.00	.08	1.24	.06	.54	97.17
8.10	.73	.00	.06	1.25	.07	.43	97.45
8.20	.59	.00	.05	1.26	.09	.34	97.67
8.30	.47	.00	.04	1.27	.12	.27	97.82
8.40	.38	.00	.03	1.29	.15	.22	97.93
8.50	.31	.00	.03	1.30	.20	.17	98.00
8.60	.25	.00	.02	1.32	.25	.14	98.02
8.70	.20	.00	.02	1.35	.32	.11	98.00
8.80	.16	.00	.01	1.38	.42	.09	97.94
8.90	.13	.00	.01	1.43	.54	.07	97.82
9.00	.11	.00	.01	1.48	.70	.05	97.65

LAGO GHIRLA



LAGO GHIRLA

% DISTRIBUTION OF THE CHEMICAL SPECIES OF COPPER

pH	Cu^{++}	CuSO_4°	CuOH^+	$\text{Cu}(\text{OH})_2^{\circ}$	CuHCO_3^+	CuCO_3°	$\text{Cu}(\text{CO}_3)_2^{--}$
6.00	47.66	.31	.81	.77	32.96	17.49	.00
6.10	45.31	.30	.97	1.15	31.33	20.93	.00
6.20	42.61	.28	1.15	1.72	29.46	24.77	.01
6.30	39.56	.26	1.34	2.53	27.35	28.95	.01
6.40	36.19	.24	1.54	3.67	25.01	33.34	.01
6.50	32.55	.21	1.75	5.23	22.49	37.74	.02
6.60	28.74	.19	1.94	7.32	19.85	41.94	.03
6.70	24.85	.16	2.11	10.03	17.16	45.64	.04
6.80	21.02	.14	2.25	13.44	14.51	48.59	.05
6.90	17.37	.11	2.34	17.60	11.99	50.52	.07
7.00	14.01	.09	2.38	22.50	9.66	51.27	.08
7.10	11.03	.07	2.35	28.07	7.60	50.77	.10
7.20	8.47	.06	2.28	34.17	5.83	49.07	.13
7.30	6.35	.04	2.15	40.63	4.37	46.30	.15
7.40	4.66	.03	1.99	47.24	3.20	42.71	.17
7.50	3.35	.02	1.80	53.77	2.30	38.57	.20
7.60	2.36	.02	1.59	60.05	1.62	34.15	.22
7.70	1.63	.01	1.39	65.91	1.12	29.70	.24
7.80	1.11	.01	1.19	71.24	.76	25.43	.26
7.90	.75	.00	1.01	75.98	.51	21.47	.27
8.00	.50	.00	.85	80.12	.34	17.91	.29
8.10	.33	.00	.70	83.68	.22	14.77	.30
8.20	.21	.00	.58	86.69	.14	12.07	.30
8.30	.14	.00	.47	89.21	.09	9.78	.31
8.40	.09	.00	.38	91.29	.06	7.87	.31
8.50	.06	.00	.31	93.01	.04	6.28	.30
8.60	.04	.00	.25	94.41	.02	4.98	.30
8.70	.02	.00	.20	95.55	.01	3.92	.29
8.80	.02	.00	.16	96.47	.01	3.07	.28
8.90	.01	.00	.13	97.21	.01	2.38	.26
9.00	.01	.00	.10	97.81	.00	1.83	.25

LAGO GHIRLA

% DISTRIBUTION OF THE CHEMICAL SPECIES OF ZINC

pH	Zn ⁺⁺	ZnCl ⁺	ZnSO ₄ [°]	ZnOH ⁺	Zn(OH) ₂ [°]	ZnHCO ₃ ⁺	ZnCO ₃ [°]
6.00	83.78	.01	.55	.02	.05	14.55	1.04
6.10	83.52	.01	.55	.02	.08	14.51	1.31
6.20	83.20	.01	.55	.03	.13	14.45	1.64
6.30	82.78	.01	.54	.04	.21	14.37	2.05
6.40	82.24	.01	.54	.04	.32	14.28	2.57
6.50	81.54	.01	.53	.06	.51	14.15	3.20
6.60	80.62	.01	.53	.07	.80	13.99	3.99
6.70	79.42	.01	.52	.08	1.25	13.78	4.94
6.80	77.84	.01	.51	.10	1.94	13.50	6.10
6.90	75.77	.01	.50	.13	2.99	13.14	7.47
7.00	73.07	.01	.48	.16	4.57	12.66	9.06
7.10	69.56	.01	.46	.19	6.89	12.05	10.85
7.20	65.09	.01	.43	.22	10.22	11.26	12.78
7.30	59.54	.01	.39	.25	14.81	10.29	14.70
7.40	52.92	.01	.35	.28	20.87	9.14	16.43
7.50	45.43	.01	.30	.31	28.39	7.83	17.73
7.60	37.48	.00	.25	.32	37.12	6.45	18.38
7.70	29.63	.00	.19	.32	46.51	5.09	18.26
7.80	22.46	.00	.15	.30	55.87	3.85	17.37
7.90	16.37	.00	.11	.28	64.56	2.79	15.89
8.00	11.54	.00	.08	.25	72.13	1.96	14.04
8.10	7.92	.00	.05	.21	78.42	1.34	12.06
8.20	5.32	.00	.03	.18	83.45	.89	10.12
8.30	3.51	.00	.02	.15	87.38	.58	8.35
8.40	2.29	.00	.02	.12	90.41	.38	6.79
8.50	1.48	.00	.01	.10	92.71	.24	5.45
8.60	.95	.00	.01	.08	94.46	.15	4.34
8.70	.61	.00	.00	.07	95.80	.10	3.43
8.80	.39	.00	.00	.05	96.82	.06	2.68
8.90	.25	.00	.00	.04	97.59	.04	2.08
9.00	.16	.00	.00	.03	98.18	.02	1.60

LAGO GHIRLA

% DISTRIBUTION OF THE CHEMICAL SPECIES OF CADMIUM

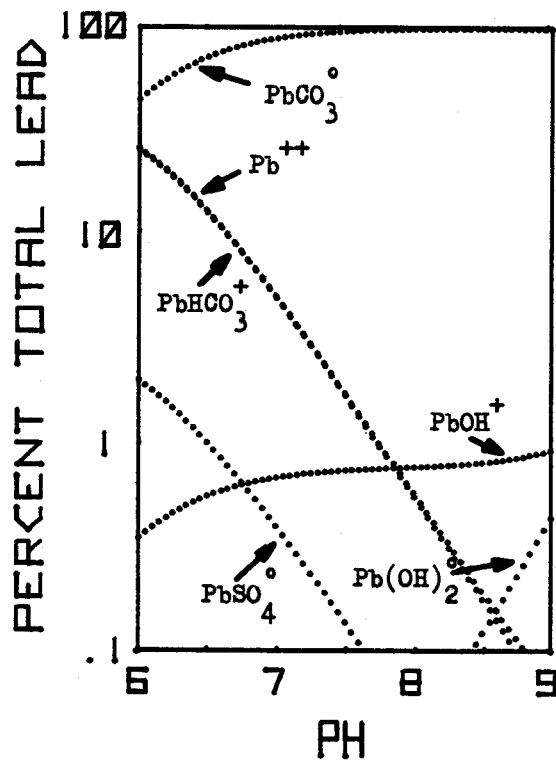
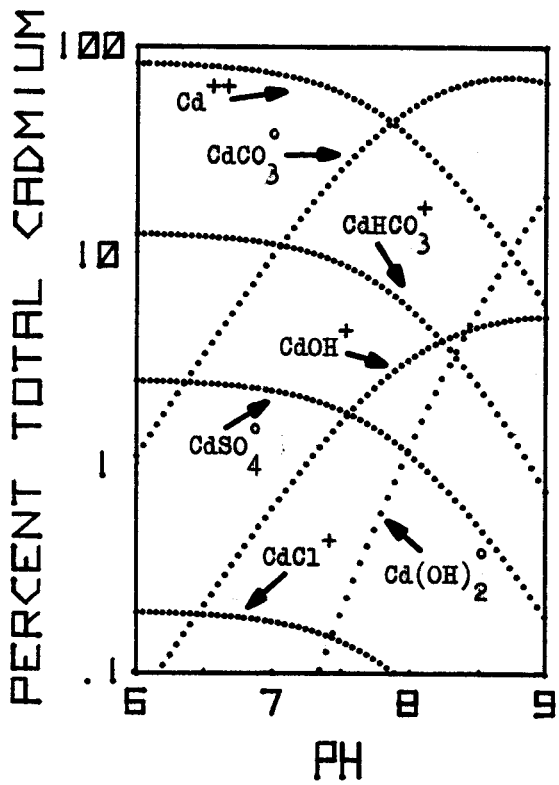
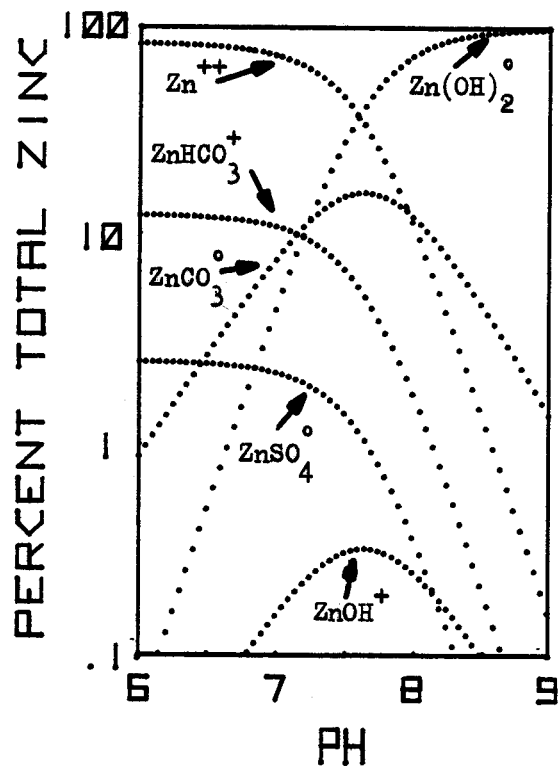
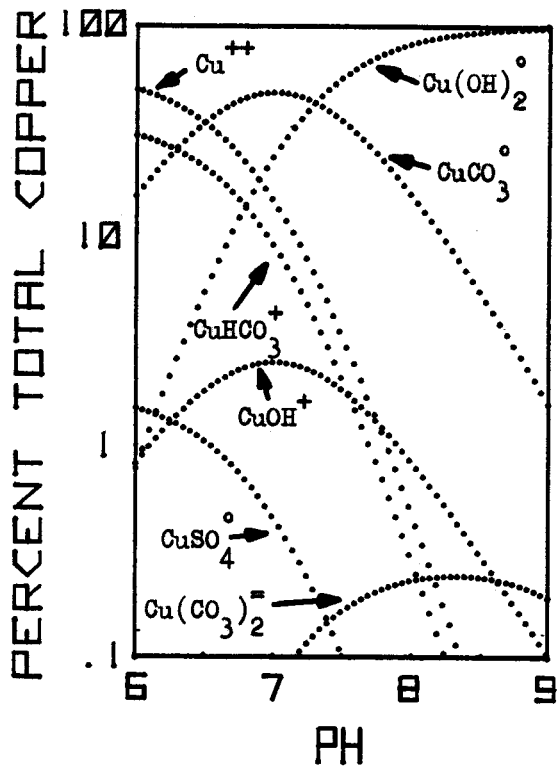
pH	Ca ⁺⁺	CaCl ⁺	CaSO ₄ [°]	CaOH ⁺	Ca(OH) ₂ [°]	CaHCO ₃ ⁺	CaCO ₃ [°]
6.00	83.22	.40	.55	.07	.00	14.46	1.30
6.10	82.93	.40	.54	.09	.00	14.40	1.63
6.20	82.56	.40	.54	.11	.00	14.34	2.05
6.30	82.11	.40	.54	.14	.00	14.26	2.56
6.40	81.54	.39	.53	.17	.00	14.15	3.20
6.50	80.83	.39	.53	.22	.00	14.03	4.00
6.60	79.96	.39	.52	.27	.00	13.87	4.98
6.70	78.89	.38	.52	.34	.01	13.69	6.18
6.80	77.59	.37	.51	.42	.01	13.45	7.65
6.90	76.00	.37	.50	.51	.02	13.17	9.43
7.00	74.10	.36	.49	.63	.02	12.84	11.57
7.10	71.83	.35	.47	.77	.04	12.44	14.11
7.20	69.16	.33	.45	.93	.06	11.97	17.09
7.30	66.08	.32	.43	1.12	.08	11.42	20.54
7.40	62.56	.30	.41	1.34	.13	10.80	24.46
7.50	58.64	.28	.38	1.58	.19	10.11	28.82
7.60	54.35	.26	.36	1.84	.28	9.36	33.56
7.70	49.76	.24	.33	2.12	.40	8.55	38.60
7.80	44.99	.22	.30	2.41	.57	7.71	43.81
7.90	40.14	.19	.26	2.71	.81	6.85	49.03
8.00	35.34	.17	.23	3.00	1.13	6.01	54.12
8.10	30.72	.15	.20	3.29	1.56	5.19	58.89
8.20	26.38	.13	.17	3.55	2.12	4.43	63.22
8.30	22.39	.11	.15	3.80	2.86	3.73	66.98
8.40	18.81	.09	.12	4.01	3.80	3.10	70.07
8.50	15.65	.08	.10	4.21	5.01	2.54	72.41
8.60	12.91	.06	.08	4.37	6.56	2.06	73.96
8.70	10.56	.05	.07	4.50	8.50	1.65	74.66
8.80	8.58	.04	.06	4.60	10.95	1.31	74.45
8.90	6.92	.03	.05	4.67	14.00	1.02	73.30
9.00	5.54	.03	.04	4.71	17.77	.79	71.13

LAGO GHIRLA

% DISTRIBUTION OF THE CHEMICAL SPECIES OF LEAD

pH	Pb ⁺⁺	PbCl ⁺	PbSO ₄ [°]	PbOH ⁺	Pb(OH) ₂ [°]	PbHCO ₃ ⁺	PbCO ₃ [°]
6.00	24.40	.05	.40	.33	.00	26.74	48.08
6.10	21.68	.04	.36	.37	.00	23.76	53.79
6.20	19.02	.04	.31	.41	.00	20.84	59.38
6.30	16.47	.03	.27	.44	.00	18.05	64.74
6.40	14.10	.03	.23	.48	.00	15.44	69.73
6.50	11.93	.02	.20	.51	.00	13.06	74.28
6.60	10.00	.02	.16	.54	.00	10.94	78.34
6.70	8.30	.02	.14	.56	.00	9.09	81.89
6.80	6.84	.01	.11	.58	.00	7.49	84.96
6.90	5.61	.01	.09	.60	.00	6.13	87.56
7.00	4.57	.01	.08	.61	.00	4.99	89.74
7.10	3.70	.01	.06	.63	.00	4.04	91.55
7.20	2.99	.01	.05	.64	.00	3.27	93.05
7.30	2.41	.00	.04	.65	.01	2.63	94.27
7.40	1.94	.00	.03	.65	.01	2.11	95.26
7.50	1.55	.00	.03	.66	.01	1.69	96.06
7.60	1.24	.00	.02	.67	.01	1.35	96.70
7.70	1.00	.00	.02	.67	.02	1.08	97.22
7.80	.80	.00	.01	.68	.02	.86	97.63
7.90	.64	.00	.01	.68	.03	.69	97.96
8.00	.51	.00	.01	.69	.03	.55	98.22
8.10	.41	.00	.01	.69	.04	.43	98.42
8.20	.33	.00	.01	.70	.05	.35	98.57
8.30	.26	.00	.00	.70	.07	.28	98.69
8.40	.21	.00	.00	.71	.08	.22	98.77
8.50	.17	.00	.00	.72	.11	.17	98.82
8.60	.14	.00	.00	.73	.14	.14	98.85
8.70	.11	.00	.00	.75	.18	.11	98.85
8.80	.09	.00	.00	.77	.23	.09	98.82
8.90	.07	.00	.00	.79	.30	.07	98.76
9.00	.06	.00	.00	.82	.39	.05	98.67

LAGO GARLATE



LAGO GARLATE

% DISTRIBUTION OF THE CHEMICAL SPECIES OF COPPER

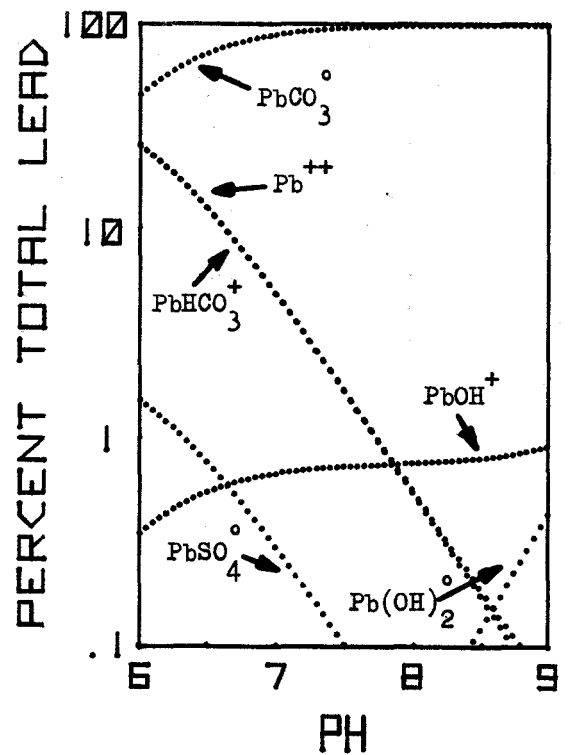
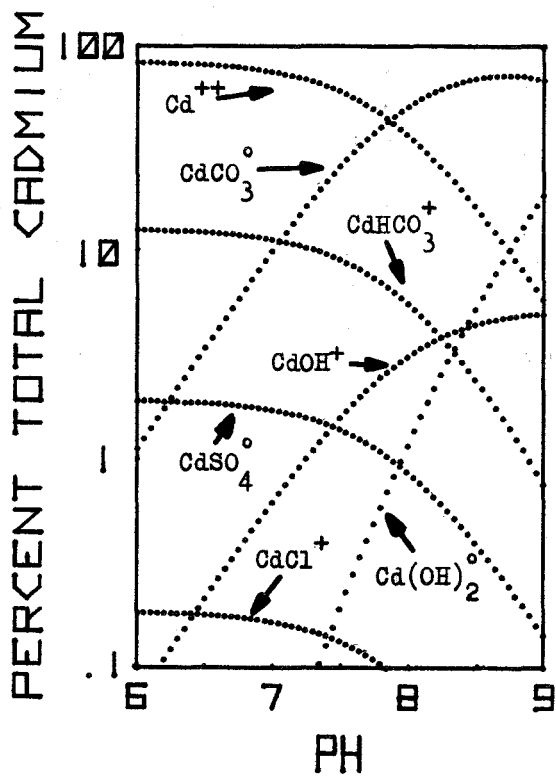
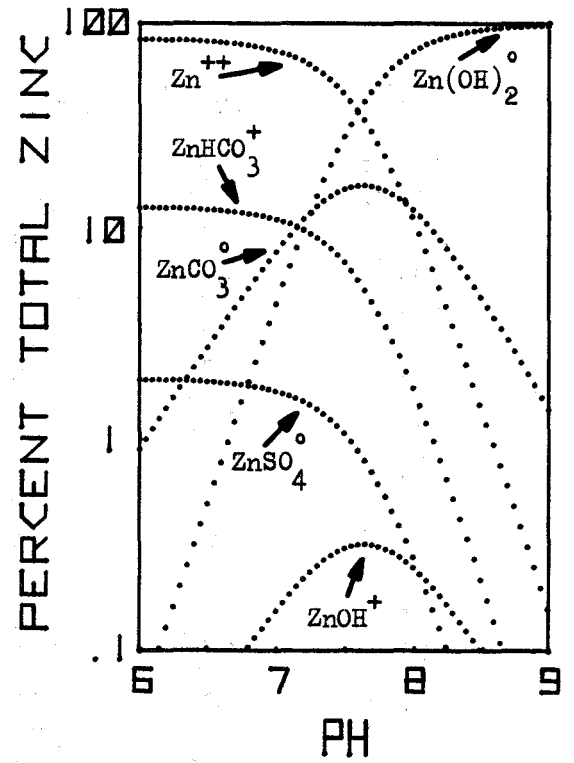
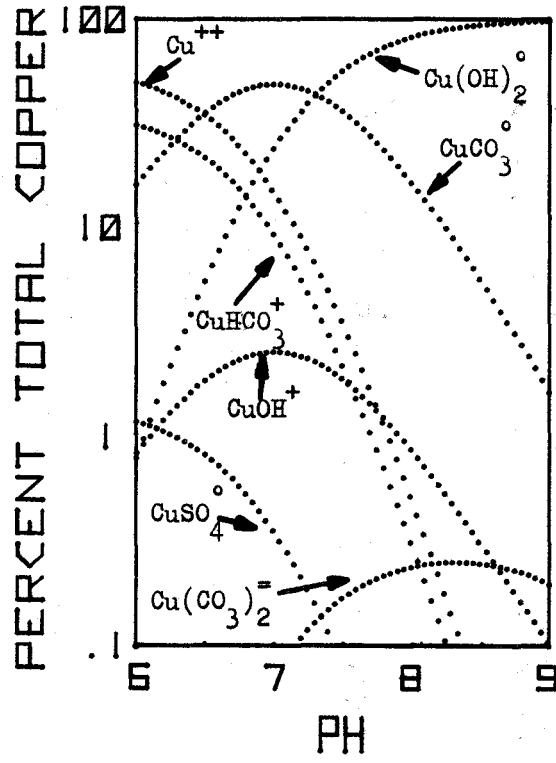
pH	Cu^{++}	CuSO_4°	CuOH^+	$\text{Cu}(\text{OH})_2^{\circ}$	CuHCO_3^+	CuCO_3°	$\text{Cu}(\text{CO}_3)_2^{--}$
6.00	50.24	1.53	.84	.79	30.66	15.93	.00
6.10	47.94	1.46	1.01	1.20	29.25	19.13	.00
6.20	45.27	1.38	1.20	1.79	27.62	22.74	.01
6.30	42.22	1.29	1.41	2.64	25.75	26.69	.01
6.40	38.80	1.18	1.63	3.85	23.66	30.87	.01
6.50	35.06	1.07	1.85	5.51	21.37	35.12	.02
6.60	31.08	.95	2.07	7.75	18.95	39.19	.02
6.70	26.98	.82	2.26	10.66	16.44	42.81	.03
6.80	22.88	.70	2.41	14.33	13.94	45.70	.04
6.90	18.94	.58	2.51	18.79	11.53	47.59	.06
7.00	15.28	.47	2.55	24.03	9.30	48.31	.07
7.10	12.01	.37	2.52	29.93	7.30	47.78	.09
7.20	9.20	.28	2.43	36.34	5.59	46.04	.11
7.30	6.88	.21	2.29	43.05	4.17	43.28	.13
7.40	5.02	.15	2.10	49.81	3.04	39.73	.15
7.50	3.59	.11	1.89	56.40	2.17	35.68	.16
7.60	2.51	.08	1.67	62.63	1.52	31.41	.18
7.70	1.73	.05	1.45	68.35	1.04	27.17	.20
7.80	1.17	.04	1.24	73.50	.71	23.14	.21
7.90	.79	.02	1.04	78.01	.47	19.44	.22
8.00	.52	.02	.87	81.91	.31	16.14	.23
8.10	.34	.01	.72	85.22	.20	13.26	.24
8.20	.22	.01	.59	88.01	.13	10.80	.24
8.30	.14	.00	.48	90.32	.08	8.73	.25
8.40	.09	.00	.39	92.22	.05	7.00	.24
8.50	.06	.00	.31	93.77	.03	5.58	.24
8.60	.04	.00	.25	95.04	.02	4.41	.24
8.70	.02	.00	.20	96.06	.01	3.47	.23
8.80	.02	.00	.16	96.89	.01	2.71	.22
8.90	.01	.00	.13	97.55	.01	2.10	.21
9.00	.01	.00	.10	98.08	.00	1.61	.19

LAGO GARLATE

% DISTRIBUTION OF THE CHEMICAL SPECIES OF ZINC

pH	Zn ⁺⁺	ZnCl ⁺	ZnSO ₄ [°]	ZnOH ⁺	Zn(OH) ₂ [°]	ZnHCO ₃ ⁺	ZnCO ₃ [°]
6.00	83.65	.00	2.55	.02	.05	12.82	.90
6.10	83.43	.00	2.55	.02	.08	12.79	1.13
6.20	83.15	.00	2.54	.03	.13	12.74	1.42
6.30	82.78	.00	2.53	.03	.20	12.68	1.77
6.40	82.30	.00	2.51	.04	.32	12.61	2.22
6.50	81.67	.00	2.49	.05	.50	12.51	2.77
6.60	80.84	.00	2.47	.07	.78	12.38	3.45
6.70	79.76	.00	2.43	.08	1.23	12.21	4.29
6.80	78.31	.00	2.39	.10	1.91	11.98	5.30
6.90	76.40	.00	2.33	.13	2.95	11.69	6.51
7.00	73.86	.00	2.25	.16	4.52	11.29	7.91
7.10	70.53	.00	2.15	.19	6.84	10.78	9.51
7.20	66.23	.00	2.02	.22	10.18	10.11	11.23
7.30	60.82	.00	1.86	.25	14.81	9.28	12.97
7.40	54.27	.00	1.66	.29	20.95	8.27	14.56
7.50	46.76	.00	1.43	.31	28.61	7.11	15.77
7.60	38.70	.00	1.18	.32	37.53	5.88	16.39
7.70	30.66	.00	.94	.32	47.12	4.64	16.31
7.80	23.26	.00	.71	.31	56.66	3.51	15.54
7.90	16.96	.00	.52	.28	65.48	2.55	14.21
8.00	11.95	.00	.36	.25	73.10	1.79	12.54
8.10	8.18	.00	.25	.22	79.37	1.22	10.76
8.20	5.49	.00	.17	.18	84.34	.81	9.01
8.30	3.62	.00	.11	.15	88.17	.53	7.42
8.40	2.36	.00	.07	.12	91.08	.34	6.02
8.50	1.52	.00	.05	.10	93.28	.22	4.83
8.60	.98	.00	.03	.08	94.93	.14	3.84
8.70	.63	.00	.02	.07	96.18	.09	3.02
8.80	.40	.00	.01	.05	97.12	.05	2.36
8.90	.25	.00	.01	.04	97.83	.03	1.83
9.00	.16	.00	.00	.03	98.37	.02	1.41

LAGO COMO



LAGO COMO

% DISTRIBUTION OF THE CHEMICAL SPECIES OF COPPER

pH	Cu^{++}	CuSO_4°	CuOH^+	$\text{Cu}(\text{OH})_2^{\circ}$	CuHCO_3^+	CuCO_3°	$\text{Cu}(\text{CO}_3)_2^{--}$
6.00	50.01	1.17	.84	.79	31.01	16.17	.00
6.10	47.69	1.12	1.00	1.19	29.57	19.41	.00
6.20	45.00	1.05	1.19	1.78	27.90	23.06	.01
6.30	41.94	.98	1.40	2.64	25.99	27.04	.01
6.40	38.51	.90	1.62	3.84	23.86	31.26	.01
6.50	34.77	.81	1.84	5.49	21.54	35.52	.02
6.60	30.80	.72	2.05	7.71	19.08	39.61	.02
6.70	26.72	.63	2.24	10.59	16.54	43.24	.03
6.80	22.65	.53	2.39	14.23	14.02	46.13	.04
6.90	18.74	.44	2.49	18.66	11.59	48.02	.06
7.00	15.11	.35	2.53	23.85	9.35	48.73	.07
7.10	11.88	.28	2.50	29.71	7.34	48.20	.09
7.20	9.10	.21	2.41	36.09	5.62	46.46	.11
7.30	6.80	.16	2.27	42.76	4.20	43.68	.13
7.40	4.97	.12	2.09	49.49	3.06	40.12	.15
7.50	3.55	.08	1.88	56.08	2.19	36.05	.17
7.60	2.49	.06	1.66	62.31	1.53	31.76	.19
7.70	1.72	.04	1.44	68.06	1.05	27.49	.20
7.80	1.17	.03	1.23	73.22	.71	23.43	.22
7.90	.78	.02	1.04	77.77	.48	19.69	.23
8.00	.52	.01	.87	81.70	.31	16.36	.24
8.10	.34	.01	.72	85.04	.20	13.45	.25
8.20	.22	.01	.59	87.85	.13	10.95	.25
8.30	.14	.00	.48	90.19	.09	8.85	.25
8.40	.09	.00	.39	92.11	.05	7.10	.25
8.50	.06	.00	.31	93.68	.03	5.66	.25
8.60	.04	.00	.25	94.97	.02	4.48	.24
8.70	.02	.00	.20	96.00	.01	3.52	.24
8.80	.02	.00	.16	96.84	.01	2.75	.23
8.90	.01	.00	.13	97.52	.01	2.13	.21
9.00	.01	.00	.10	98.06	.00	1.63	.20

LAGO COMO

% DISTRIBUTION OF THE CHEMICAL SPECIES OF ZINC

pH	Zn ⁺⁺	ZnCl ⁺	ZnSO ₄ ^o	ZnOH ⁺	Zn(OH) ₂ ^o	ZnHCO ₃ ⁺	ZnCO ₃ ^o
6.00	83.96	.00	1.97	.02	.05	13.08	.92
6.10	83.73	.00	1.96	.02	.08	13.04	1.15
6.20	83.44	.00	1.96	.03	.13	12.99	1.45
6.30	83.06	.00	1.95	.03	.20	12.93	1.82
6.40	82.57	.00	1.94	.04	.32	12.85	2.27
6.50	81.93	.00	1.92	.05	.50	12.75	2.84
6.60	81.09	.00	1.90	.07	.79	12.62	3.53
6.70	79.98	.00	1.87	.08	1.23	12.44	4.39
6.80	78.51	.00	1.84	.10	1.92	12.21	5.42
6.90	76.56	.00	1.79	.13	2.97	11.90	6.65
7.00	73.98	.00	1.73	.16	4.54	11.49	8.09
7.10	70.61	.00	1.65	.19	6.87	10.96	9.71
7.20	66.26	.00	1.55	.22	10.22	10.28	11.46
7.30	60.80	.00	1.43	.26	14.87	9.42	13.23
7.40	54.21	.00	1.27	.29	21.01	8.39	14.83
7.50	46.67	.00	1.09	.31	28.66	7.21	16.05
7.60	38.59	.00	.90	.32	37.56	5.95	16.67
7.70	30.55	.00	.72	.32	47.13	4.70	16.58
7.80	23.17	.00	.54	.31	56.64	3.56	15.78
7.90	16.88	.00	.40	.28	65.43	2.58	14.43
8.00	11.89	.00	.28	.25	73.03	1.81	12.73
8.10	8.15	.00	.19	.22	79.29	1.23	10.92
8.20	5.46	.00	.13	.18	84.26	.82	9.15
8.30	3.60	.00	.08	.15	88.09	.54	7.53
8.40	2.35	.00	.06	.12	91.01	.35	6.11
8.50	1.52	.00	.04	.10	93.22	.22	4.90
8.60	.97	.00	.02	.08	94.89	.14	3.90
8.70	.62	.00	.01	.07	96.14	.09	3.07
8.80	.40	.00	.01	.05	97.09	.05	2.40
8.90	.25	.00	.01	.04	97.81	.03	1.86
9.00	.16	.00	.00	.03	98.36	.02	1.43

LAGO COMO

% DISTRIBUTION OF THE CHEMICAL SPECIES OF CADMIUM

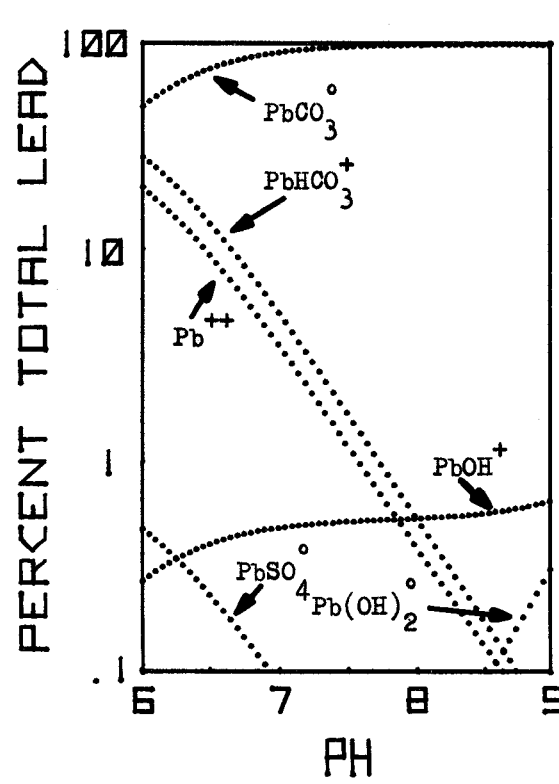
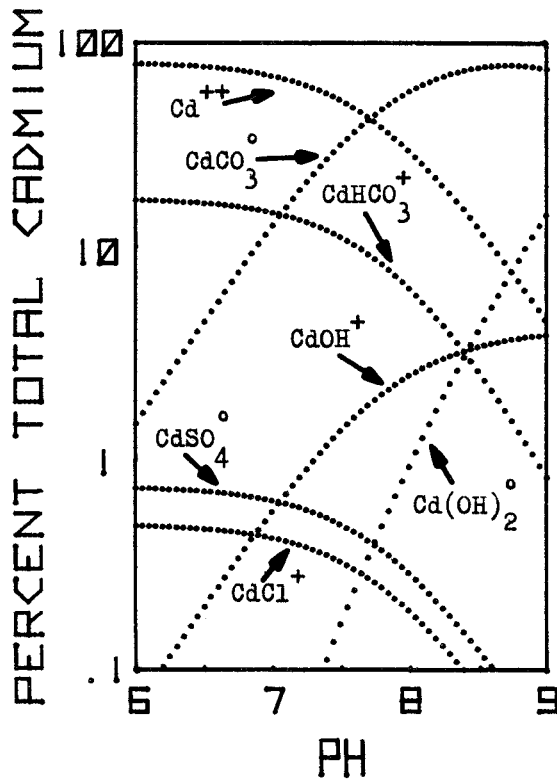
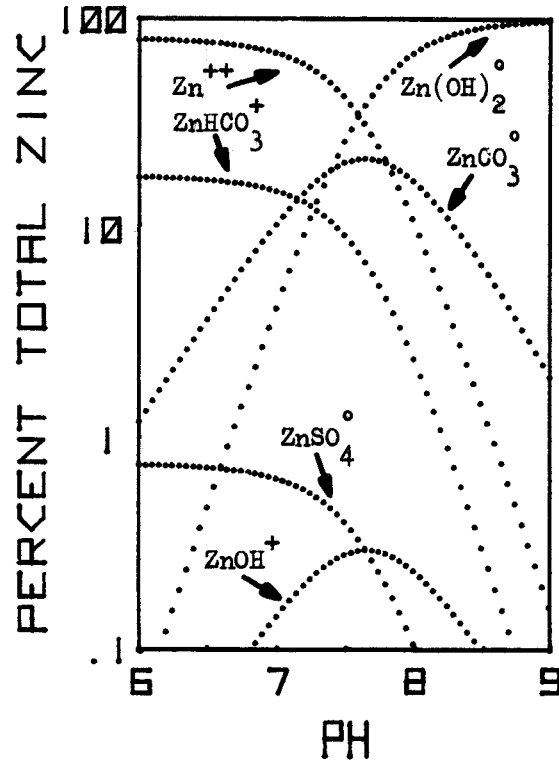
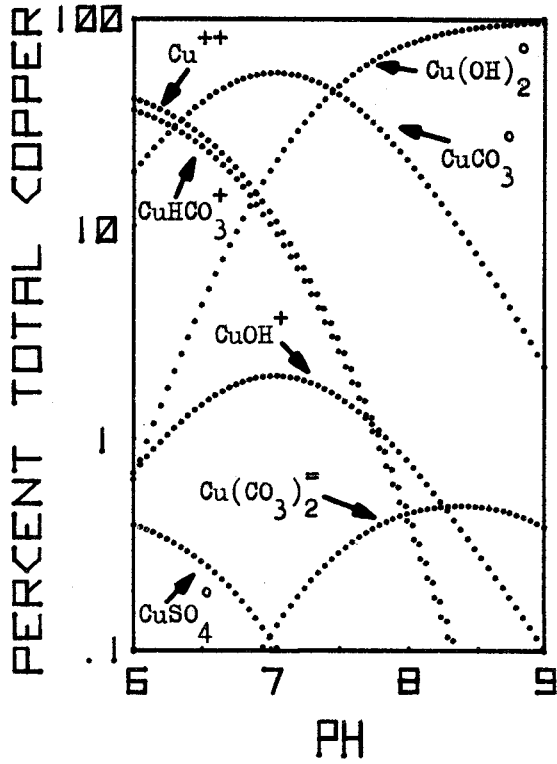
pH	Ca ⁺⁺	CaCl ⁺	CaSO ₄ [°]	CaOH ⁺	Ca(OH) ₂ [°]	CaHCO ₃ ⁺	CaCO ₃ [°]
6.00	83.61	.19	1.96	.07	.00	13.02	1.15
6.10	83.35	.18	1.95	.09	.00	12.98	1.45
6.20	83.02	.18	1.95	.11	.00	12.93	1.81
6.30	82.61	.18	1.94	.14	.00	12.86	2.27
6.40	82.10	.18	1.92	.17	.00	12.78	2.84
6.50	81.46	.18	1.91	.22	.00	12.68	3.55
6.60	80.68	.18	1.89	.27	.00	12.55	4.43
6.70	79.71	.18	1.87	.34	.01	12.40	5.50
6.80	78.53	.17	1.84	.42	.01	12.21	6.82
6.90	77.08	.17	1.81	.51	.02	11.98	8.43
7.00	75.34	.17	1.77	.63	.02	11.70	10.37
7.10	73.26	.16	1.72	.77	.04	11.37	12.68
7.20	70.79	.16	1.66	.94	.06	10.98	15.42
7.30	67.91	.15	1.59	1.14	.09	10.53	18.60
7.40	64.60	.14	1.51	1.36	.13	10.00	22.25
7.50	60.87	.13	1.43	1.61	.19	9.41	26.35
7.60	56.74	.13	1.33	1.90	.28	8.76	30.87
7.70	52.28	.12	1.23	2.20	.41	8.05	35.72
7.80	47.57	.11	1.11	2.52	.60	7.30	40.80
7.90	42.72	.09	1.00	2.85	.85	6.53	45.96
8.00	37.86	.08	.89	3.18	1.19	5.76	51.04
8.10	33.11	.07	.78	3.50	1.65	5.01	55.88
8.20	28.60	.06	.67	3.80	2.26	4.30	60.31
8.30	24.40	.05	.57	4.08	3.06	3.63	64.20
8.40	20.58	.05	.48	4.34	4.09	3.03	67.43
8.50	17.19	.04	.40	4.56	5.41	2.50	69.90
8.60	14.22	.03	.33	4.75	7.10	2.03	71.54
8.70	11.66	.03	.27	4.90	9.22	1.63	72.29
8.80	9.48	.02	.22	5.02	11.89	1.29	72.08
8.90	7.65	.02	.18	5.10	15.20	1.01	70.85
9.00	6.11	.01	.14	5.13	19.26	.77	68.56

LAGO COMO

% DISTRIBUTION OF THE CHEMICAL SPECIES OF LEAD

pH	Pb ⁺⁺	PbCl ⁺	PbSO ₄ [°]	PbOH ⁺	Pb(OH) ₂ [°]	PbHCO ₃ ⁺	PbCO ₃ [°]
6.00	26.37	.02	1.55	.35	.00	25.92	45.79
6.10	23.56	.02	1.39	.39	.00	23.15	51.49
6.20	20.77	.02	1.22	.44	.00	20.41	57.15
6.30	18.08	.02	1.06	.48	.00	17.76	62.61
6.40	15.54	.01	.91	.52	.00	15.26	67.75
6.50	13.21	.01	.78	.56	.00	12.97	72.48
6.60	11.11	.01	.65	.59	.00	10.91	76.73
6.70	9.26	.01	.55	.62	.00	9.09	80.48
6.80	7.65	.01	.45	.64	.00	7.51	83.73
6.90	6.28	.01	.37	.66	.00	6.16	86.51
7.00	5.13	.00	.30	.68	.00	5.03	88.85
7.10	4.17	.00	.25	.70	.00	4.08	90.80
7.20	3.37	.00	.20	.71	.01	3.30	92.41
7.30	2.72	.00	.16	.72	.01	2.66	93.73
7.40	2.19	.00	.13	.73	.01	2.14	94.81
7.50	1.76	.00	.10	.74	.01	1.71	95.68
7.60	1.41	.00	.08	.74	.01	1.37	96.38
7.70	1.13	.00	.07	.75	.02	1.09	96.94
7.80	.90	.00	.05	.76	.02	.87	97.39
7.90	.72	.00	.04	.76	.03	.70	97.75
8.00	.58	.00	.03	.77	.04	.55	98.03
8.10	.46	.00	.03	.77	.05	.44	98.25
8.20	.37	.00	.02	.78	.06	.35	98.42
8.30	.30	.00	.02	.79	.07	.28	98.54
8.40	.24	.00	.01	.80	.09	.22	98.63
8.50	.19	.00	.01	.81	.12	.18	98.69
8.60	.16	.00	.01	.82	.16	.14	98.71
8.70	.13	.00	.01	.84	.20	.11	98.71
8.80	.10	.00	.01	.87	.26	.09	98.68
8.90	.08	.00	.00	.89	.34	.07	98.61
9.00	.07	.00	.00	.93	.44	.06	98.50

LAGO GANNA



LAGO GANNA

% DISTRIBUTION OF THE CHEMICAL SPECIES OF COPPER

pH	Cu^{++}	CuSO_4°	CuOH^+	$\text{Cu}(\text{OH})_2^{\circ}$	CuHCO_3^+	CuCO_3°	$\text{Cu}(\text{CO}_3)_2^{--}$
6.00	42.10	.40	.70	.66	37.04	19.10	.00
6.10	39.91	.38	.83	.99	35.10	22.78	.01
6.20	37.41	.35	.98	1.47	32.90	26.88	.01
6.30	34.61	.33	1.15	2.15	30.44	31.31	.01
6.40	31.56	.30	1.32	3.11	27.75	35.94	.02
6.50	28.32	.27	1.49	4.42	24.89	40.59	.03
6.60	24.96	.23	1.65	6.17	21.93	45.02	.04
6.70	21.57	.20	1.79	8.46	18.95	48.97	.05
6.80	18.27	.17	1.91	11.35	16.04	52.19	.07
6.90	15.14	.14	2.00	14.91	13.29	54.43	.09
7.00	12.27	.12	2.04	19.16	10.77	55.53	.12
7.10	9.73	.09	2.03	24.07	8.53	55.39	.15
7.20	7.55	.07	1.98	29.58	6.61	54.02	.18
7.30	5.72	.05	1.90	35.56	5.01	51.54	.22
7.40	4.25	.04	1.77	41.85	3.72	48.12	.26
7.50	3.09	.03	1.62	48.26	2.70	44.01	.30
7.60	2.21	.02	1.46	54.59	1.92	39.47	.33
7.70	1.55	.01	1.29	60.68	1.35	34.76	.37
7.80	1.07	.01	1.12	66.37	.93	30.11	.40
7.90	.73	.01	.96	71.57	.63	25.69	.43
8.00	.49	.00	.81	76.20	.42	21.62	.45
8.10	.32	.00	.68	80.27	.28	17.98	.47
8.20	.21	.00	.56	83.77	.18	14.79	.48
8.30	.14	.00	.46	86.74	.12	12.05	.49
8.40	.09	.00	.38	89.23	.08	9.73	.49
8.50	.06	.00	.31	91.30	.05	7.80	.49
8.60	.04	.00	.25	93.01	.03	6.19	.48
8.70	.02	.00	.20	94.41	.02	4.88	.47
8.80	.02	.00	.16	95.55	.01	3.82	.45
8.90	.01	.00	.13	96.47	.01	2.96	.42
9.00	.01	.00	.10	97.22	.00	2.27	.39

LAGO GANNA

% DISTRIBUTION OF THE CHEMICAL SPECIES OF ZINC

pH	Zn ⁺⁺	ZnCl ⁺	ZnSO ₄ ⁰	ZnOH ⁺	Zn(OH) ₂ ⁰	ZnHCO ₃ ⁺	ZnCO ₃ ⁰
6.00	80.21	.01	.75	.02	.05	17.73	1.23
6.10	79.93	.01	.75	.02	.08	17.66	1.55
6.20	79.57	.01	.75	.03	.12	17.58	1.94
6.30	79.12	.01	.74	.03	.19	17.48	2.43
6.40	78.53	.01	.74	.04	.30	17.34	3.03
6.50	77.78	.01	.73	.05	.47	17.17	3.78
6.60	76.81	.01	.72	.06	.74	16.96	4.69
6.70	75.56	.01	.71	.08	1.15	16.68	5.81
6.80	73.94	.01	.70	.10	1.79	16.31	7.16
6.90	71.84	.01	.68	.12	2.75	15.84	8.75
7.00	69.15	.01	.65	.14	4.20	15.24	10.60
7.10	65.72	.01	.62	.17	6.32	14.48	12.68
7.20	61.42	.01	.58	.20	9.37	13.52	14.90
7.30	56.16	.01	.53	.23	13.58	12.35	17.14
7.40	49.97	.01	.47	.26	19.14	10.97	19.17
7.50	43.01	.01	.40	.28	26.12	9.43	20.74
7.60	35.65	.01	.34	.30	34.31	7.80	21.60
7.70	28.37	.00	.27	.30	43.27	6.19	21.59
7.80	21.68	.00	.20	.29	52.40	4.72	20.70
7.90	15.94	.00	.15	.26	61.08	3.46	19.10
8.00	11.34	.00	.11	.24	68.85	2.45	17.02
8.10	7.84	.00	.07	.21	75.47	1.68	14.72
8.20	5.30	.00	.05	.18	80.90	1.13	12.44
8.30	3.53	.00	.03	.15	85.23	.74	10.32
8.40	2.31	.00	.02	.12	88.64	.48	8.42
8.50	1.50	.00	.01	.10	91.29	.31	6.79
8.60	.97	.00	.01	.08	93.33	.20	5.41
8.70	.62	.00	.01	.07	94.91	.12	4.28
8.80	.40	.00	.00	.05	96.12	.08	3.35
8.90	.25	.00	.00	.04	97.06	.05	2.59
9.00	.16	.00	.00	.03	97.78	.03	1.99

LAGO GANNA

% DISTRIBUTION OF THE CHEMICAL SPECIES OF CADMIUM

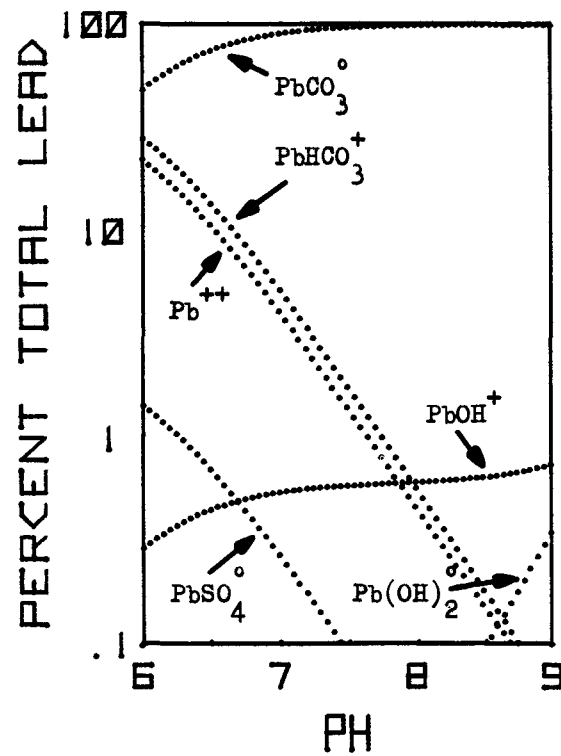
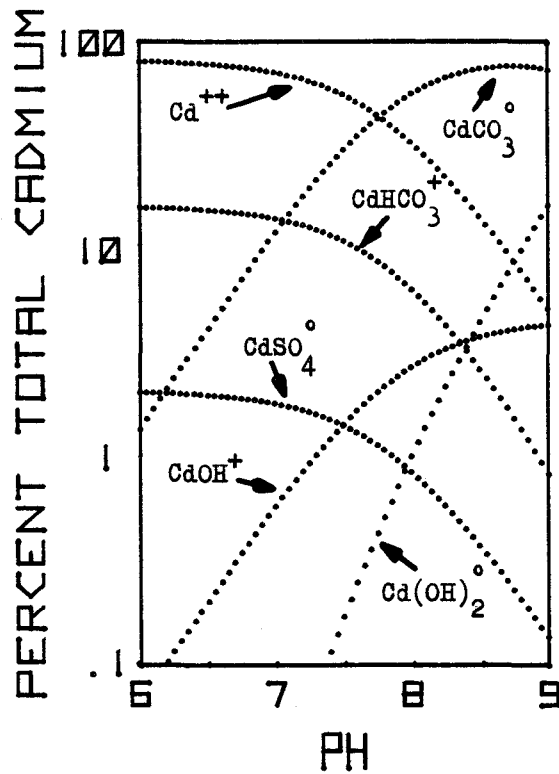
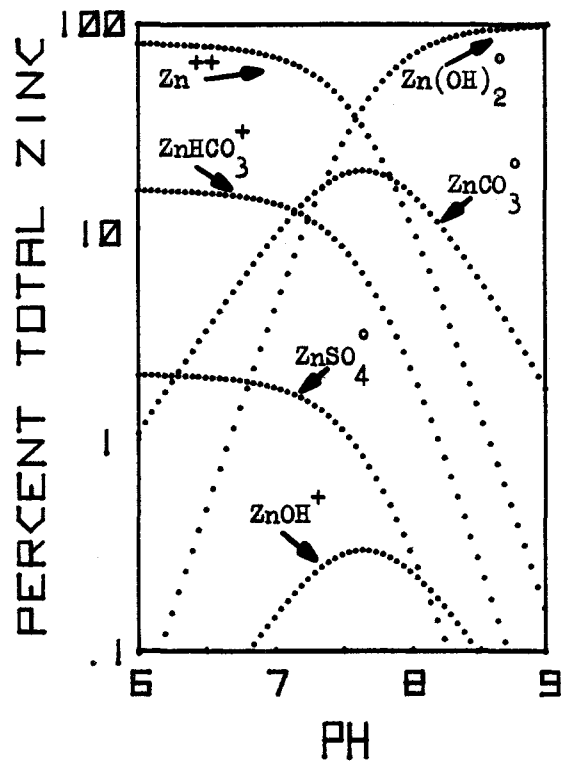
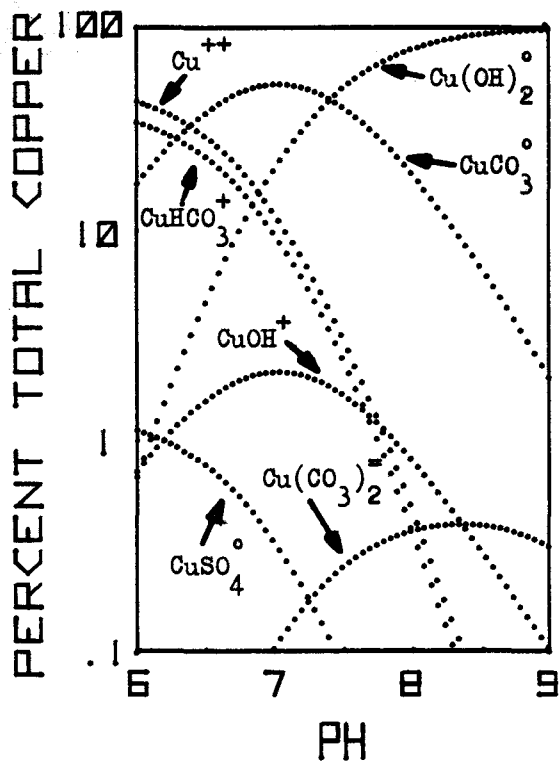
pH	Ca ⁺⁺	CaCl ⁺	CaSO ₄ [°]	CaOH ⁺	Ca(OH) ₂ [°]	CaHCO ₃ ⁺	CaCO ₃ [°]
6.00	79.56	.50	.75	.07	.00	17.58	1.54
6.10	79.24	.50	.75	.08	.00	17.51	1.93
6.20	78.83	.49	.74	.10	.00	17.42	2.42
6.30	78.32	.49	.74	.13	.00	17.30	3.02
6.40	77.69	.49	.73	.16	.00	17.16	3.77
6.50	76.91	.48	.72	.20	.00	16.98	4.70
6.60	75.95	.48	.71	.25	.00	16.77	5.84
6.70	74.77	.47	.70	.31	.01	16.50	7.24
6.80	73.34	.46	.69	.38	.01	16.18	8.94
6.90	71.61	.45	.67	.47	.01	15.79	10.98
7.00	69.56	.44	.65	.58	.02	15.33	13.42
7.10	67.13	.42	.63	.70	.03	14.79	16.30
7.20	64.30	.40	.61	.85	.05	14.15	19.64
7.30	61.07	.38	.57	1.01	.08	13.43	23.46
7.40	57.43	.36	.54	1.20	.11	12.61	27.74
7.50	53.43	.33	.50	1.41	.17	11.72	32.44
7.60	49.13	.31	.46	1.63	.24	10.75	37.48
7.70	44.61	.28	.42	1.86	.35	9.74	42.74
7.80	39.99	.25	.38	2.10	.50	8.70	48.08
7.90	35.39	.22	.33	2.34	.70	7.67	53.35
8.00	30.91	.19	.29	2.57	.96	6.67	58.40
8.10	26.68	.17	.25	2.79	1.32	5.72	63.07
8.20	22.77	.14	.21	3.00	1.78	4.85	67.24
8.30	19.23	.12	.18	3.19	2.38	4.05	70.83
8.40	16.10	.10	.15	3.36	3.16	3.35	73.77
8.50	13.37	.08	.13	3.52	4.16	2.74	76.00
8.60	11.03	.07	.10	3.65	5.44	2.22	77.48
8.70	9.04	.06	.09	3.77	7.07	1.78	78.20
8.80	7.37	.05	.07	3.87	9.14	1.41	78.09
8.90	5.98	.04	.06	3.95	11.75	1.11	77.11
9.00	4.83	.03	.05	4.01	15.03	.86	75.19

LAGO GANNA

% DISTRIBUTION OF THE CHEMICAL SPECIES OF LEAD

pH	Pb ⁺⁺	PbCl ⁺	PbSO ₄ [°]	PbOH ⁺	Pb(OH) ₂ [°]	PbHCO ₃ ⁺	PbCO ₃ [°]
6.00	20.54	.05	.49	.27	.00	28.63	50.02
6.10	18.17	.05	.43	.30	.00	25.33	55.72
6.20	15.87	.04	.38	.33	.00	22.12	61.26
6.30	13.69	.03	.32	.36	.00	19.08	66.51
6.40	11.67	.03	.28	.39	.00	16.26	71.37
6.50	9.84	.02	.23	.41	.00	13.72	75.77
6.60	8.22	.02	.19	.43	.00	11.46	79.67
6.70	6.81	.02	.16	.45	.00	9.49	83.07
6.80	5.60	.01	.13	.47	.00	7.80	85.98
6.90	4.58	.01	.11	.48	.00	6.37	88.44
7.00	3.73	.01	.09	.49	.00	5.18	90.50
7.10	3.02	.01	.07	.50	.00	4.19	92.21
7.20	2.43	.01	.06	.51	.00	3.38	93.61
7.30	1.96	.00	.05	.52	.00	2.72	94.75
7.40	1.57	.00	.04	.52	.01	2.18	95.68
7.50	1.26	.00	.03	.53	.01	1.75	96.43
7.60	1.01	.00	.02	.53	.01	1.40	97.03
7.70	.81	.00	.02	.53	.01	1.11	97.51
7.80	.65	.00	.02	.54	.02	.89	97.89
7.90	.52	.00	.01	.54	.02	.71	98.20
8.00	.41	.00	.01	.55	.03	.56	98.44
8.10	.33	.00	.01	.55	.03	.45	98.63
8.20	.27	.00	.01	.56	.04	.36	98.77
8.30	.21	.00	.01	.56	.05	.28	98.88
8.40	.17	.00	.00	.57	.07	.23	98.96
8.50	.14	.00	.00	.58	.09	.18	99.02
8.60	.11	.00	.00	.59	.11	.14	99.04
8.70	.09	.00	.00	.60	.14	.11	99.05
8.80	.07	.00	.00	.62	.18	.09	99.03
8.90	.06	.00	.00	.64	.24	.07	98.99
9.00	.05	.00	.00	.66	.31	.06	98.91

LAGO IDRO



LAGO IDRO

% DISTRIBUTION OF THE CHEMICAL SPECIES OF COPPER

pH	Cu^{++}	CuSO_4°	CuOH^+	Cu(OH)_2°	CuHCO_3^+	CuCO_3°	$\text{Cu(CO}_3)_2^{--}$
6.00	44.36	1.14	.73	.69	35.12	17.96	.00
6.10	42.15	1.09	.88	1.03	33.36	21.48	.01
6.20	39.62	1.02	1.04	1.54	31.35	25.42	.01
6.30	36.77	.95	1.21	2.27	29.10	29.70	.01
6.40	33.64	.87	1.39	3.29	26.61	34.19	.02
6.50	30.27	.78	1.58	4.69	23.94	38.72	.02
6.60	26.74	.69	1.76	6.56	21.15	43.07	.03
6.70	23.17	.60	1.92	9.01	18.31	46.95	.05
6.80	19.64	.51	2.04	12.11	15.53	50.11	.06
6.90	16.29	.42	2.13	15.92	12.87	52.29	.08
7.00	13.20	.34	2.18	20.44	10.42	53.31	.10
7.10	10.45	.27	2.17	25.64	8.24	53.09	.13
7.20	8.08	.21	2.11	31.43	6.37	51.64	.16
7.30	6.11	.16	2.01	37.64	4.81	49.09	.19
7.40	4.51	.12	1.87	44.10	3.55	45.62	.22
7.50	3.27	.08	1.70	50.60	2.57	41.52	.25
7.60	2.32	.06	1.52	56.95	1.82	37.04	.28
7.70	1.62	.04	1.34	62.97	1.27	32.45	.31
7.80	1.11	.03	1.16	68.53	.87	27.97	.34
7.90	.75	.02	.99	73.55	.58	23.75	.36
8.00	.50	.01	.83	77.98	.39	19.90	.38
8.10	.33	.01	.69	81.83	.26	16.49	.39
8.20	.22	.01	.57	85.12	.17	13.52	.40
8.30	.14	.00	.47	87.89	.11	10.98	.41
8.40	.09	.00	.38	90.20	.07	8.85	.41
8.50	.06	.00	.31	92.11	.04	7.07	.40
8.60	.04	.00	.25	93.68	.03	5.61	.39
8.70	.02	.00	.20	94.96	.02	4.41	.38
8.80	.02	.00	.16	96.00	.01	3.45	.37
8.90	.01	.00	.13	96.84	.01	2.67	.34
9.00	.01	.00	.10	97.52	.00	2.05	.32

LAGO IDRO

% DISTRIBUTION OF THE CHEMICAL SPECIES OF ZINC

pH	Zn ⁺⁺	ZnCl ⁺	ZnSO ₄ ^o	ZnOH ⁺	Zn(OH) ₂ ^o	ZnHCO ₃ ⁺	ZnCO ₃ ^o
6.00	80.70	.00	2.08	.02	.05	16.05	1.11
6.10	80.44	.00	2.08	.02	.08	15.99	1.39
6.20	80.12	.00	2.07	.03	.12	15.93	1.74
6.30	79.70	.00	2.06	.03	.19	15.84	2.18
6.40	79.16	.00	2.04	.04	.30	15.73	2.73
6.50	78.46	.00	2.03	.05	.47	15.59	3.40
6.60	77.56	.00	2.00	.06	.74	15.41	4.23
6.70	76.38	.00	1.97	.08	1.16	15.17	5.25
6.80	74.85	.00	1.93	.10	1.80	14.86	6.47
6.90	72.85	.00	1.88	.12	2.77	14.46	7.92
7.00	70.26	.00	1.81	.15	4.23	13.93	9.61
7.10	66.92	.00	1.73	.17	6.39	13.26	11.52
7.20	62.69	.00	1.62	.21	9.49	12.42	13.58
7.30	57.47	.00	1.48	.24	13.78	11.37	15.65
7.40	51.25	.00	1.32	.27	19.48	10.13	17.55
7.50	44.20	.00	1.14	.29	26.63	8.72	19.03
7.60	36.68	.00	.95	.30	35.02	7.22	19.84
7.70	29.20	.00	.75	.30	44.18	5.73	19.83
7.80	22.29	.00	.58	.29	53.47	4.37	19.00
7.90	16.37	.00	.42	.27	62.24	3.19	17.50
8.00	11.62	.00	.30	.24	70.02	2.26	15.56
8.10	8.02	.00	.21	.21	76.58	1.55	13.44
8.20	5.41	.00	.14	.18	81.90	1.04	11.33
8.30	3.59	.00	.09	.15	86.11	.68	9.37
8.40	2.35	.00	.06	.12	89.39	.44	7.64
8.50	1.53	.00	.04	.10	91.91	.28	6.15
8.60	.98	.00	.03	.08	93.84	.18	4.89
8.70	.63	.00	.02	.07	95.32	.11	3.86
8.80	.40	.00	.01	.05	96.45	.07	3.02
8.90	.26	.00	.01	.04	97.32	.04	2.34
9.00	.16	.00	.00	.03	97.98	.03	1.79

LAGO IDRO

% DISTRIBUTION OF THE CHEMICAL SPECIES OF CADMIUM

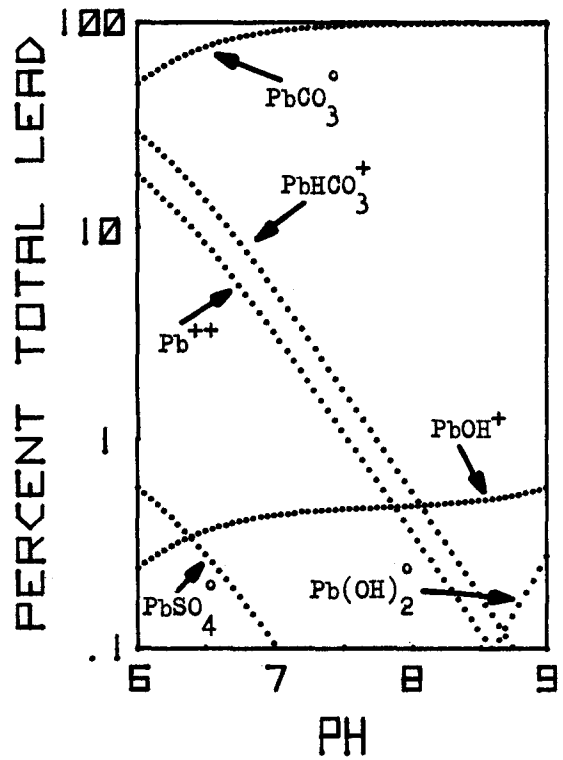
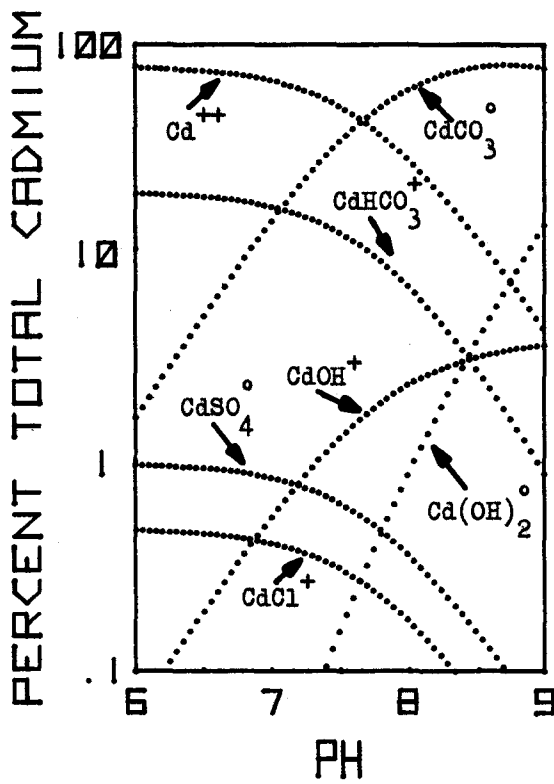
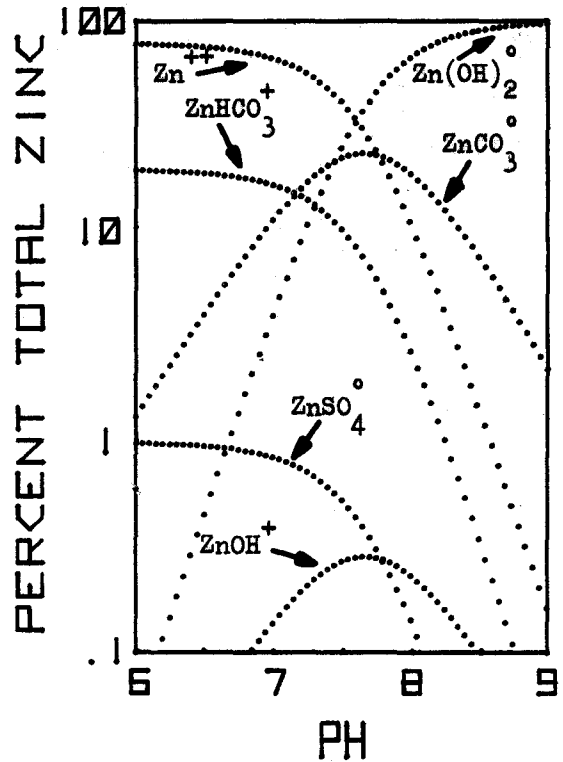
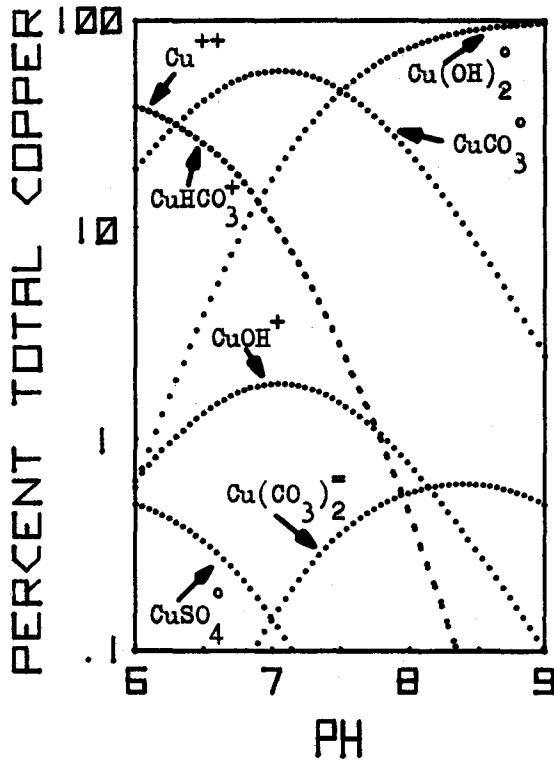
pH	Ca^{++}	CaCl^+	CaSO_4°	CaOH^+	Ca(OH)_2°	CaHCO_3^+	CaCO_3°
6.00	80.44	.03	2.08	.07	.00	16.00	1.39
6.10	80.14	.03	2.07	.08	.00	15.93	1.74
6.20	79.77	.03	2.06	.10	.00	15.86	2.18
6.30	79.30	.03	2.05	.13	.00	15.76	2.73
6.40	78.72	.03	2.03	.16	.00	15.64	3.41
6.50	78.00	.03	2.01	.20	.00	15.50	4.26
6.60	77.11	.03	1.99	.25	.00	15.32	5.30
6.70	76.02	.03	1.96	.32	.01	15.10	6.57
6.80	74.69	.03	1.93	.39	.01	14.83	8.13
6.90	73.08	.03	1.89	.48	.01	14.50	10.01
7.00	71.16	.03	1.84	.59	.02	14.11	12.26
7.10	68.87	.03	1.78	.72	.03	13.65	14.93
7.20	66.19	.03	1.71	.87	.05	13.11	18.05
7.30	63.10	.02	1.63	1.04	.08	12.48	21.64
7.40	59.61	.02	1.54	1.24	.12	11.78	25.70
7.50	55.72	.02	1.44	1.46	.17	10.99	30.20
7.60	51.50	.02	1.33	1.70	.25	10.14	35.07
7.70	47.02	.02	1.21	1.95	.36	9.23	40.20
7.80	42.38	.02	1.09	2.21	.52	8.30	45.48
7.90	37.70	.01	.97	2.48	.74	7.35	50.74
8.00	33.11	.01	.85	2.74	1.02	6.43	55.83
8.10	28.72	.01	.74	2.99	1.41	5.54	60.59
8.20	24.62	.01	.64	3.23	1.91	4.71	64.89
8.30	20.88	.01	.54	3.44	2.57	3.96	68.61
8.40	17.53	.01	.45	3.64	3.42	3.28	71.67
8.50	14.59	.01	.38	3.82	4.51	2.69	74.01
8.60	12.06	.00	.31	3.97	5.90	2.19	75.57
8.70	9.89	.00	.26	4.10	7.68	1.75	76.32
8.80	8.07	.00	.21	4.21	9.92	1.39	76.20
8.90	6.54	.00	.17	4.30	12.75	1.09	75.15
9.00	5.27	.00	.14	4.36	16.28	.84	73.12

LAGO IDRO

% DISTRIBUTION OF THE CHEMICAL SPECIES OF LEAD

pH	Pb ⁺⁺	PbCl ⁺	PbSO ₄ [°]	PbOH ⁺	Pb(OH) ₂ [°]	PbHCO ₃ ⁺	PbCO ₃ [°]
6.00	22.18	.00	1.44	.29	.00	27.84	48.25
6.10	19.71	.00	1.28	.33	.00	24.73	53.96
6.20	17.28	.00	1.12	.36	.00	21.68	59.55
6.30	14.97	.00	.97	.39	.00	18.77	64.90
6.40	12.80	.00	.83	.42	.00	16.05	69.89
6.50	10.83	.00	.70	.45	.00	13.58	74.43
6.60	9.08	.00	.59	.47	.00	11.37	78.49
6.70	7.54	.00	.49	.50	.00	9.44	82.03
6.80	6.21	.00	.40	.51	.00	7.78	85.09
6.90	5.09	.00	.33	.53	.00	6.37	87.68
7.00	4.14	.00	.27	.54	.00	5.18	89.86
7.10	3.36	.00	.22	.55	.00	4.20	91.66
7.20	2.71	.00	.18	.56	.00	3.39	93.15
7.30	2.19	.00	.14	.57	.01	2.73	94.37
7.40	1.76	.00	.11	.58	.01	2.19	95.35
7.50	1.41	.00	.09	.58	.01	1.75	96.15
7.60	1.13	.00	.07	.59	.01	1.40	96.79
7.70	.90	.00	.06	.59	.01	1.12	97.31
7.80	.72	.00	.05	.60	.02	.89	97.72
7.90	.58	.00	.04	.60	.02	.71	98.05
8.00	.46	.00	.03	.61	.03	.57	98.30
8.10	.37	.00	.02	.61	.04	.45	98.51
8.20	.30	.00	.02	.62	.05	.36	98.66
8.30	.24	.00	.02	.62	.06	.29	98.78
8.40	.19	.00	.01	.63	.07	.23	98.86
8.50	.15	.00	.01	.64	.10	.18	98.92
8.60	.13	.00	.01	.65	.12	.14	98.95
8.70	.10	.00	.01	.67	.16	.11	98.95
8.80	.08	.00	.01	.69	.20	.09	98.93
8.90	.07	.00	.00	.71	.27	.07	98.88
9.00	.06	.00	.00	.74	.35	.06	98.79

LAGO GARDA



LAGO GARDA

% DISTRIBUTION OF THE CHEMICAL SPECIES OF COPPER

pH	Cu^{++}	CuSO_4°	CuOH^+	$\text{Cu}(\text{OH})_2^{\circ}$	CuHCO_3^+	CuCO_3°	$\text{Cu}(\text{CO}_3)_2^{--}$
6.00	39.30	.50	.64	.60	39.10	19.84	.00
6.10	37.20	.47	.77	.91	37.00	23.64	.01
6.20	34.82	.44	.91	1.34	34.63	27.85	.01
6.30	32.17	.41	1.05	1.97	31.99	32.39	.02
6.40	29.30	.37	1.21	2.84	29.13	37.13	.02
6.50	26.26	.33	1.36	4.03	26.10	41.88	.03
6.60	23.12	.29	1.51	5.63	22.98	46.42	.05
6.70	19.98	.25	1.64	7.71	19.85	50.49	.06
6.80	16.93	.22	1.75	10.36	16.82	53.84	.08
6.90	14.06	.18	1.83	13.62	13.95	56.25	.11
7.00	11.43	.15	1.87	17.55	11.34	57.53	.14
7.10	9.09	.12	1.88	22.14	9.01	57.59	.18
7.20	7.08	.09	1.84	27.33	7.02	56.43	.22
7.30	5.40	.07	1.77	33.03	5.35	54.12	.26
7.40	4.03	.05	1.66	39.11	3.99	50.84	.31
7.50	2.96	.04	1.53	45.40	2.92	46.80	.36
7.60	2.12	.03	1.39	51.71	2.09	42.26	.41
7.70	1.50	.02	1.23	57.86	1.47	37.46	.46
7.80	1.04	.01	1.08	63.69	1.02	32.66	.50
7.90	.71	.01	.93	69.09	.70	28.03	.54
8.00	.48	.01	.79	73.97	.47	23.72	.57
8.10	.32	.00	.66	78.29	.31	19.81	.59
8.20	.21	.00	.55	82.05	.20	16.37	.61
8.30	.14	.00	.46	85.27	.13	13.38	.62
8.40	.09	.00	.37	87.99	.08	10.83	.63
8.50	.06	.00	.30	90.26	.05	8.70	.63
8.60	.04	.00	.25	92.14	.03	6.92	.62
8.70	.02	.00	.20	93.69	.02	5.46	.60
8.80	.02	.00	.16	94.96	.01	4.27	.57
8.90	.01	.00	.13	96.00	.01	3.32	.54
9.00	.01	.00	.10	96.84	.01	2.55	.50

LAGO GARDA

% DISTRIBUTION OF THE CHEMICAL SPECIES OF ZINC

pH	Zn ⁺⁺	ZnCl ⁺	ZnSO ₄ ^o	ZnOH ⁺	Zn(OH) ₂ ^o	ZnHCO ₃ ⁺	ZnCO ₃ ^o
6.00	78.09	.01	.99	.02	.05	19.51	1.34
6.10	77.79	.01	.99	.02	.07	19.44	1.68
6.20	77.42	.01	.98	.03	.12	19.34	2.10
6.30	76.95	.01	.98	.03	.18	19.22	2.63
6.40	76.35	.01	.97	.04	.29	19.07	3.28
6.50	75.57	.01	.96	.05	.45	18.87	4.08
6.60	74.58	.01	.95	.06	.71	18.62	5.07
6.70	73.31	.01	.93	.08	1.10	18.29	6.28
6.80	71.68	.01	.91	.09	1.71	17.88	7.72
6.90	69.58	.01	.88	.11	2.62	17.35	9.43
7.00	66.91	.01	.85	.14	4.00	16.68	11.42
7.10	63.54	.01	.81	.17	6.02	15.82	13.64
7.20	59.34	.01	.75	.19	8.91	14.77	16.02
7.30	54.26	.01	.69	.22	12.91	13.49	18.42
7.40	48.30	.01	.61	.25	18.21	11.99	20.62
7.50	41.64	.01	.53	.27	24.89	10.32	22.34
7.60	34.60	.01	.44	.28	32.78	8.56	23.33
7.70	27.64	.00	.35	.29	41.50	6.82	23.40
7.80	21.21	.00	.27	.28	50.48	5.22	22.54
7.90	15.68	.00	.20	.26	59.13	3.84	20.89
8.00	11.21	.00	.14	.23	66.98	2.73	18.70
8.10	7.79	.00	.10	.20	73.76	1.89	16.26
8.20	5.29	.00	.07	.17	79.40	1.27	13.79
8.30	3.53	.00	.04	.15	83.97	.84	11.47
8.40	2.32	.00	.03	.12	87.59	.55	9.39
8.50	1.51	.00	.02	.10	90.43	.35	7.59
8.60	.98	.00	.01	.08	92.65	.22	6.06
8.70	.63	.00	.01	.07	94.37	.14	4.79
8.80	.40	.00	.01	.05	95.70	.09	3.75
8.90	.26	.00	.00	.04	96.73	.05	2.91
9.00	.16	.00	.00	.03	97.53	.03	2.23

LAGO GARDA

% DISTRIBUTION OF THE CHEMICAL SPECIES OF CADMIUM

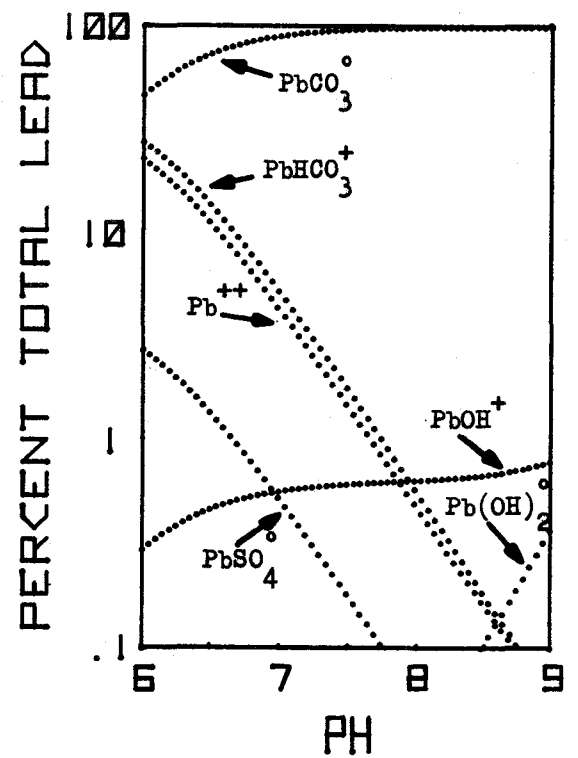
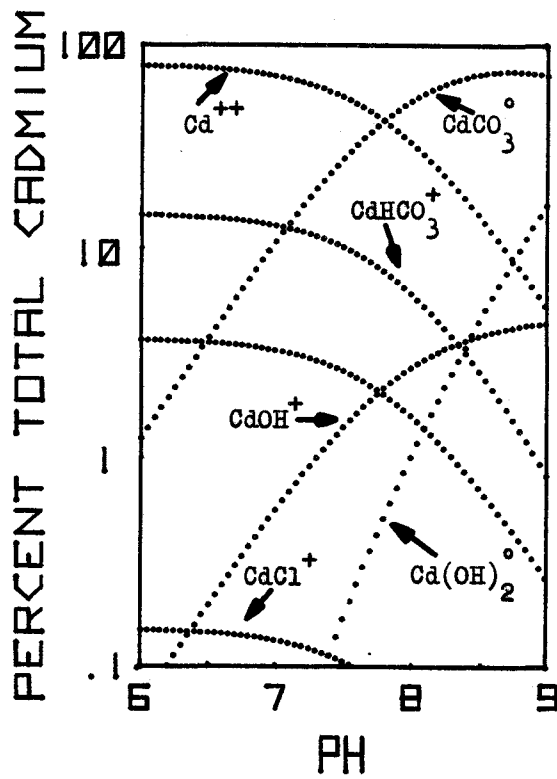
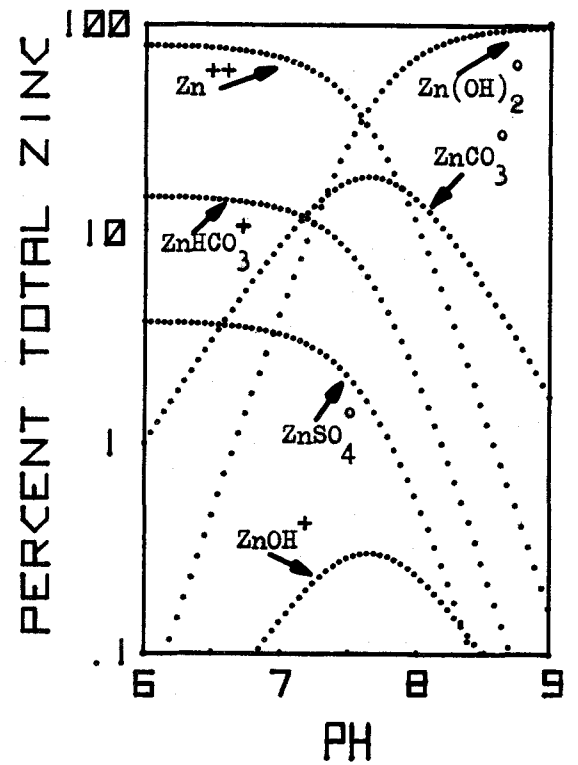
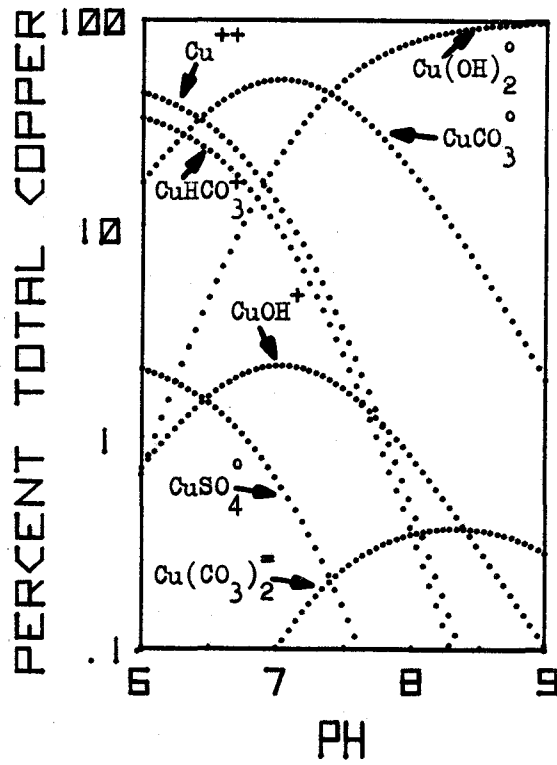
pH	Ca ⁺⁺	CaCl ⁺	CaSO ₄ ^o	CaOH ⁺	Ca(OH) ₂ ^o	CaHCO ₃ ⁺	CaCO ₃ ^o
6.00	77.45	.48	.98	.06	.00	19.35	1.67
6.10	77.11	.47	.98	.08	.00	19.27	2.09
6.20	76.68	.47	.97	.10	.00	19.15	2.62
6.30	76.15	.47	.97	.12	.00	19.02	3.27
6.40	75.49	.46	.96	.16	.00	18.85	4.08
6.50	74.67	.46	.95	.19	.00	18.64	5.08
6.60	73.67	.45	.94	.24	.00	18.39	6.31
6.70	72.44	.45	.92	.30	.01	18.08	7.81
6.80	70.96	.44	.90	.37	.01	17.70	9.63
6.90	69.17	.43	.88	.45	.01	17.25	11.81
7.00	67.05	.41	.85	.55	.02	16.71	14.40
7.10	64.56	.40	.82	.67	.03	16.08	17.45
7.20	61.67	.38	.78	.80	.05	15.35	20.96
7.30	58.39	.36	.74	.96	.07	14.52	24.96
7.40	54.73	.34	.70	1.13	.11	13.59	29.42
7.50	50.73	.31	.64	1.32	.16	12.57	34.27
7.60	46.46	.29	.59	1.52	.23	11.49	39.43
7.70	42.01	.26	.53	1.73	.32	10.37	44.78
7.80	37.50	.23	.48	1.94	.46	9.22	50.16
7.90	33.05	.20	.42	2.16	.64	8.10	55.43
8.00	28.76	.18	.37	2.36	.88	7.01	60.43
8.10	24.74	.15	.31	2.56	1.20	5.99	65.04
8.20	21.05	.13	.27	2.74	1.62	5.06	69.13
8.30	17.74	.11	.23	2.91	2.17	4.22	72.63
8.40	14.83	.09	.19	3.06	2.87	3.49	75.48
8.50	12.30	.08	.16	3.20	3.77	2.85	77.65
8.60	10.14	.06	.13	3.32	4.93	2.31	79.11
8.70	8.32	.05	.11	3.43	6.41	1.85	79.84
8.80	6.79	.04	.09	3.52	8.29	1.47	79.79
8.90	5.53	.03	.07	3.61	10.69	1.15	78.92
9.00	4.48	.03	.06	3.68	13.72	.90	77.15

LAGO GARDA

% DISTRIBUTION OF THE CHEMICAL SPECIES OF LEAD

pH	Pb ⁺⁺	PbCl ⁺	PbSO ₄ [°]	PbOH ⁺	Pb(OH) ₂ [°]	PbHCO ₃ ⁺	PbCO ₃ [°]
6.00	18.74	.05	.60	.24	.00	29.55	50.82
6.10	16.56	.04	.53	.27	.00	26.10	56.50
6.20	14.44	.04	.46	.30	.00	22.75	62.01
6.30	12.43	.03	.40	.32	.00	19.59	67.22
6.40	10.58	.03	.34	.35	.00	16.68	72.03
6.50	8.92	.02	.28	.37	.00	14.04	76.37
6.60	7.44	.02	.24	.39	.00	11.72	80.20
6.70	6.16	.02	.20	.40	.00	9.69	83.54
6.80	5.06	.01	.16	.42	.00	7.96	86.39
6.90	4.13	.01	.13	.43	.00	6.50	88.80
7.00	3.36	.01	.11	.44	.00	5.28	90.81
7.10	2.72	.01	.09	.45	.00	4.27	92.47
7.20	2.19	.01	.07	.45	.00	3.44	93.83
7.30	1.76	.00	.06	.46	.00	2.77	94.95
7.40	1.42	.00	.05	.46	.01	2.22	95.85
7.50	1.14	.00	.04	.47	.01	1.78	96.57
7.60	.91	.00	.03	.47	.01	1.42	97.16
7.70	.73	.00	.02	.48	.01	1.13	97.63
7.80	.58	.00	.02	.48	.01	.90	98.00
7.90	.47	.00	.01	.48	.02	.72	98.30
8.00	.37	.00	.01	.49	.02	.57	98.53
8.10	.30	.00	.01	.49	.03	.46	98.72
8.20	.24	.00	.01	.49	.04	.36	98.86
8.30	.19	.00	.01	.50	.05	.29	98.97
8.40	.15	.00	.00	.51	.06	.23	99.05
8.50	.12	.00	.00	.51	.08	.18	99.10
8.60	.10	.00	.00	.52	.10	.14	99.13
8.70	.08	.00	.00	.54	.13	.12	99.14
8.80	.07	.00	.00	.55	.16	.09	99.12
8.90	.06	.00	.00	.57	.21	.07	99.09
9.00	.05	.00	.00	.59	.28	.06	99.02

LAGO ISEO



LAGO ISEO

% DISTRIBUTION OF THE CHEMICAL SPECIES OF COPPER

pH	Cu^{++}	CuSO_4°	CuOH^+	$\text{Cu}(\text{OH})_2^{\circ}$	CuHCO_3^+	CuCO_3°	$\text{Cu}(\text{CO}_3)_2^{--}$
6.00	45.23	2.15	.73	.68	34.18	17.02	.00
6.10	43.08	2.05	.88	1.03	32.55	20.41	.00
6.20	40.61	1.93	1.04	1.54	30.67	24.21	.01
6.30	37.80	1.80	1.22	2.27	28.54	28.36	.01
6.40	34.68	1.65	1.41	3.30	26.19	32.76	.02
6.50	31.31	1.49	1.60	4.72	23.63	37.22	.02
6.60	27.76	1.32	1.79	6.63	20.95	41.53	.03
6.70	24.12	1.15	1.95	9.13	18.19	45.41	.04
6.80	20.51	.98	2.09	12.31	15.46	48.59	.06
6.90	17.04	.81	2.19	16.21	12.85	50.82	.08
7.00	13.83	.66	2.24	20.85	10.42	51.90	.10
7.10	10.96	.52	2.23	26.18	8.25	51.73	.12
7.20	8.48	.40	2.17	32.10	6.38	50.32	.15
7.30	6.40	.30	2.07	38.43	4.81	47.81	.18
7.40	4.73	.23	1.92	44.98	3.55	44.39	.21
7.50	3.42	.16	1.75	51.54	2.56	40.33	.24
7.60	2.42	.12	1.56	57.90	1.81	35.92	.27
7.70	1.69	.08	1.37	63.91	1.26	31.41	.30
7.80	1.16	.06	1.18	69.42	.86	27.01	.32
7.90	.78	.04	1.00	74.37	.58	22.89	.34
8.00	.52	.02	.84	78.73	.38	19.14	.35
8.10	.35	.02	.70	82.49	.25	15.83	.37
8.20	.23	.01	.58	85.69	.16	12.96	.37
8.30	.15	.01	.48	88.38	.11	10.51	.38
8.40	.10	.00	.39	90.62	.07	8.45	.38
8.50	.06	.00	.31	92.47	.04	6.74	.37
8.60	.04	.00	.25	93.98	.03	5.34	.37
8.70	.03	.00	.20	95.21	.02	4.19	.35
8.80	.02	.00	.16	96.21	.01	3.27	.34
8.90	.01	.00	.13	97.01	.01	2.52	.32
9.00	.01	.00	.10	97.66	.00	1.93	.29

LAGO ISEO

% DISTRIBUTION OF THE CHEMICAL SPECIES OF ZINC

pH	Zn ⁺⁺	ZnCl ⁺	ZnSO ₄ [°]	ZnOH ⁺	Zn(OH) ₂ [°]	ZnHCO ₃ ⁺	ZnCO ₃ [°]
6.00	79.94	.00	3.80	.02	.05	15.17	1.02
6.10	79.70	.00	3.79	.02	.07	15.12	1.28
6.20	79.41	.00	3.78	.03	.12	15.06	1.60
6.30	79.02	.00	3.76	.03	.18	14.99	2.01
6.40	78.52	.00	3.74	.04	.29	14.89	2.51
6.50	77.88	.00	3.71	.05	.46	14.77	3.14
6.60	77.04	.00	3.67	.06	.72	14.60	3.91
6.70	75.95	.00	3.61	.08	1.12	14.39	4.85
6.80	74.52	.00	3.55	.10	1.74	14.12	5.98
6.90	72.64	.00	3.46	.12	2.69	13.75	7.34
7.00	70.19	.00	3.34	.14	4.12	13.28	8.92
7.10	67.01	.00	3.19	.17	6.23	12.67	10.72
7.20	62.96	.00	3.00	.20	9.28	11.90	12.67
7.30	57.91	.00	2.76	.24	13.52	10.93	14.65
7.40	51.83	.00	2.47	.27	19.18	9.77	16.49
7.50	44.87	.00	2.14	.29	26.32	8.44	17.94
7.60	37.38	.00	1.78	.30	34.75	7.02	18.77
7.70	29.86	.00	1.42	.30	43.99	5.59	18.83
7.80	22.87	.00	1.09	.29	53.39	4.27	18.09
7.90	16.83	.00	.80	.27	62.28	3.13	16.69
8.00	11.96	.00	.57	.24	70.15	2.21	14.86
8.10	8.26	.00	.39	.21	76.78	1.52	12.83
8.20	5.58	.00	.27	.18	82.15	1.02	10.82
8.30	3.70	.00	.18	.15	86.37	.67	8.94
8.40	2.42	.00	.12	.12	89.63	.43	7.28
8.50	1.57	.00	.07	.10	92.13	.28	5.85
8.60	1.01	.00	.05	.08	94.03	.17	4.65
8.70	.65	.00	.03	.07	95.48	.11	3.66
8.80	.41	.00	.02	.05	96.59	.07	2.86
8.90	.26	.00	.01	.04	97.43	.04	2.21
9.00	.17	.00	.01	.03	98.08	.03	1.69

LAGO ISEO

% DISTRIBUTION OF THE CHEMICAL SPECIES OF CADMIUM

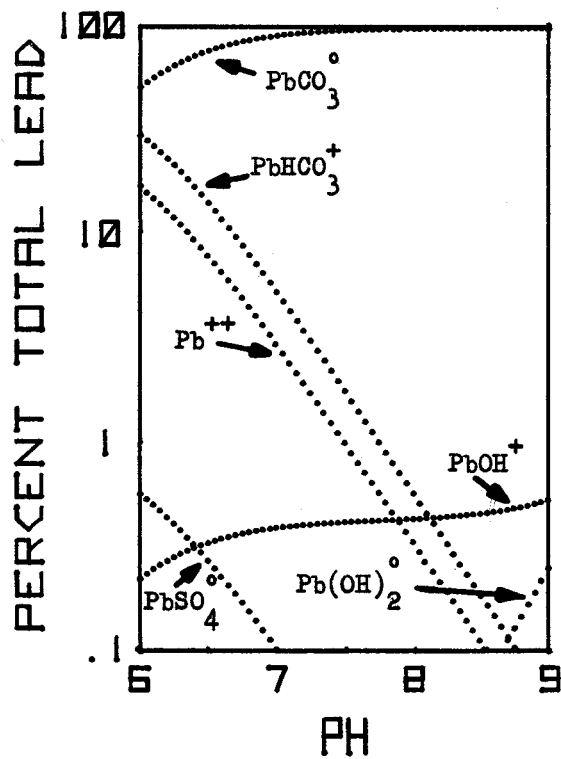
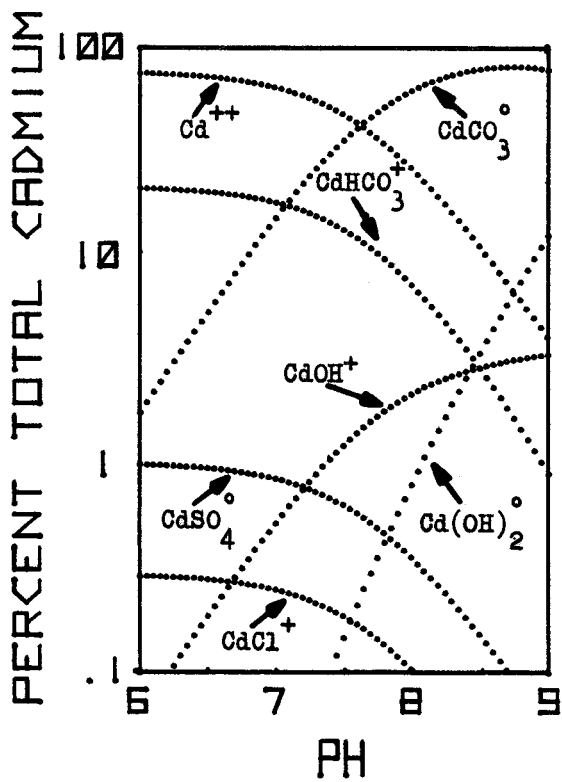
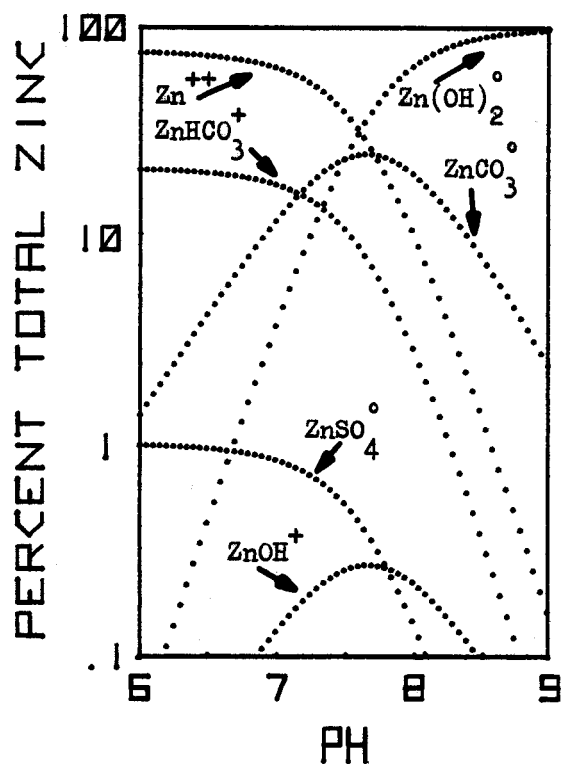
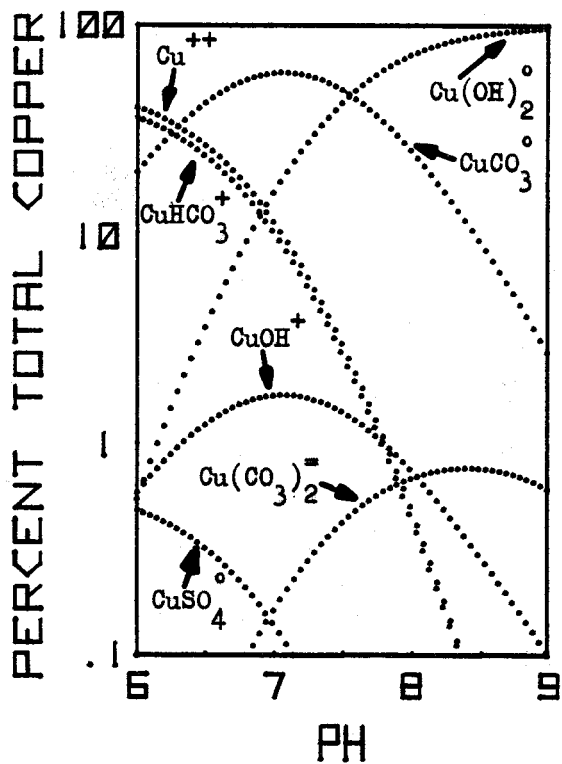
pH	Ca ⁺⁺	CaCl ⁺	CaSO ₄ [°]	CaOH ⁺	Ca(OH) ₂ [°]	CaHCO ₃ ⁺	CaCO ₃ [°]
6.00	79.61	.15	3.79	.06	.00	15.11	1.28
6.10	79.34	.15	3.78	.08	.00	15.05	1.60
6.20	78.99	.15	3.76	.10	.00	14.99	2.01
6.30	78.57	.15	3.74	.13	.00	14.90	2.51
6.40	78.03	.15	3.71	.16	.00	14.80	3.14
6.50	77.38	.15	3.68	.20	.00	14.67	3.92
6.60	76.56	.14	3.64	.25	.00	14.51	4.89
6.70	75.56	.14	3.60	.31	.01	14.32	6.07
6.80	74.34	.14	3.54	.38	.01	14.08	7.51
6.90	72.85	.14	3.47	.47	.01	13.79	9.27
7.00	71.06	.13	3.38	.58	.02	13.45	11.37
7.10	68.94	.13	3.28	.70	.03	13.04	13.88
7.20	66.43	.13	3.16	.85	.05	12.55	16.83
7.30	63.53	.12	3.02	1.03	.08	11.99	20.23
7.40	60.22	.11	2.87	1.23	.11	11.35	24.11
7.50	56.51	.11	2.69	1.45	.17	10.63	28.44
7.60	52.45	.10	2.50	1.69	.25	9.85	33.16
7.70	48.10	.09	2.29	1.95	.36	9.01	38.19
7.80	43.57	.08	2.07	2.23	.52	8.13	43.40
7.90	38.95	.07	1.85	2.51	.74	7.24	48.64
8.00	34.37	.06	1.64	2.79	1.03	6.36	53.75
8.10	29.95	.06	1.43	3.06	1.43	5.50	58.58
8.20	25.79	.05	1.23	3.31	1.95	4.70	62.98
8.30	21.96	.04	1.05	3.55	2.63	3.96	66.82
8.40	18.50	.03	.88	3.77	3.51	3.30	70.00
8.50	15.46	.03	.74	3.96	4.65	2.71	72.46
8.60	12.81	.02	.61	4.13	6.11	2.20	74.12
8.70	10.54	.02	.50	4.28	7.96	1.77	74.93
8.80	8.61	.02	.41	4.40	10.31	1.40	74.85
8.90	6.99	.01	.33	4.50	13.27	1.10	73.79
9.00	5.64	.01	.27	4.57	16.96	.85	71.70

LAGO ISEO

% DISTRIBUTION OF THE CHEMICAL SPECIES OF LEAD

pH	Pb ⁺⁺	PbCl ⁺	PbSO ₄ ^o	PbOH ⁺	Pb(OH) ₂ ^o	PbHCO ₃ ⁺	PbCO ₃ ^o
6.00	22.98	.02	2.75	.30	.00	27.52	46.44
6.10	20.50	.02	2.45	.33	.00	24.55	52.15
6.20	18.05	.01	2.16	.37	.00	21.61	57.80
6.30	15.69	.01	1.88	.40	.00	18.78	63.24
6.40	13.47	.01	1.61	.43	.00	16.12	68.35
6.50	11.44	.01	1.37	.46	.00	13.69	73.03
6.60	9.61	.01	1.15	.49	.00	11.50	77.24
6.70	8.00	.01	.96	.52	.00	9.57	80.95
6.80	6.61	.00	.79	.54	.00	7.90	84.15
6.90	5.43	.00	.65	.55	.00	6.48	86.88
7.00	4.43	.00	.53	.57	.00	5.29	89.19
7.10	3.59	.00	.43	.58	.00	4.29	91.10
7.20	2.91	.00	.35	.59	.00	3.47	92.68
7.30	2.34	.00	.28	.60	.01	2.79	93.98
7.40	1.89	.00	.23	.61	.01	2.24	95.03
7.50	1.51	.00	.18	.61	.01	1.80	95.88
7.60	1.21	.00	.15	.62	.01	1.44	96.57
7.70	.97	.00	.12	.63	.01	1.15	97.12
7.80	.78	.00	.09	.63	.02	.92	97.56
7.90	.62	.00	.07	.64	.02	.73	97.91
8.00	.50	.00	.06	.64	.03	.58	98.19
8.10	.40	.00	.05	.65	.04	.46	98.40
8.20	.32	.00	.04	.65	.05	.37	98.57
8.30	.26	.00	.03	.66	.06	.29	98.70
8.40	.21	.00	.02	.67	.08	.23	98.79
8.50	.17	.00	.02	.68	.10	.19	98.85
8.60	.14	.00	.02	.69	.13	.15	98.88
8.70	.11	.00	.01	.71	.17	.12	98.88
8.80	.09	.00	.01	.73	.22	.09	98.86
8.90	.07	.00	.01	.76	.28	.07	98.80
9.00	.06	.00	.01	.79	.37	.06	98.71

LAGO LUGANO



LAGO LUGANO

% DISTRIBUTION OF THE CHEMICAL SPECIES OF COPPER

pH	Cu^{++}	CuSO_4°	CuOH^+	$\text{Cu}(\text{OH})_2^{\circ}$	CuHCO_3^+	CuCO_3°	$\text{Cu}(\text{CO}_3)_2^{--}$
6.00	36.81	.49	.60	.56	41.00	20.53	.01
6.10	34.80	.46	.71	.84	38.75	24.43	.01
6.20	32.52	.43	.84	1.24	36.21	28.74	.01
6.30	30.01	.40	.97	1.81	33.41	33.38	.02
6.40	27.29	.36	1.11	2.61	30.38	38.21	.03
6.50	24.43	.33	1.25	3.70	27.19	43.06	.04
6.60	21.50	.29	1.39	5.17	23.92	47.69	.05
6.70	18.58	.25	1.51	7.07	20.66	51.86	.07
6.80	15.75	.21	1.61	9.50	17.51	55.32	.10
6.90	13.09	.17	1.69	12.52	14.54	57.86	.13
7.00	10.66	.14	1.73	16.16	11.84	59.30	.16
7.10	8.51	.11	1.74	20.44	9.44	59.54	.21
7.20	6.65	.09	1.71	25.34	7.38	58.57	.26
7.30	5.10	.07	1.65	30.78	5.65	56.44	.31
7.40	3.83	.05	1.56	36.64	4.24	53.31	.37
7.50	2.82	.04	1.45	42.78	3.12	49.36	.43
7.60	2.04	.03	1.32	49.03	2.25	44.84	.49
7.70	1.45	.02	1.18	55.21	1.59	40.00	.55
7.80	1.01	.01	1.04	61.15	1.11	35.07	.61
7.90	.70	.01	.90	66.71	.76	30.27	.66
8.00	.47	.01	.77	71.80	.51	25.74	.70
8.10	.32	.00	.65	76.35	.34	21.60	.73
8.20	.21	.00	.54	80.35	.23	17.91	.76
8.30	.14	.00	.45	83.80	.15	14.68	.78
8.40	.09	.00	.37	86.74	.09	11.92	.78
8.50	.06	.00	.30	89.21	.06	9.59	.78
8.60	.04	.00	.25	91.27	.04	7.64	.77
8.70	.02	.00	.20	92.97	.02	6.03	.74
8.80	.02	.00	.16	94.37	.01	4.72	.71
8.90	.01	.00	.13	95.52	.01	3.66	.67
9.00	.01	.00	.10	96.45	.01	2.81	.62

LAGO LUGANO

% DISTRIBUTION OF THE CHEMICAL SPECIES OF ZINC

pH	Zn ⁺⁺	ZnCl ⁺	ZnSO ₄ [°]	ZnOH ⁺	Zn(OH) ₂ [°]	ZnHCO ₃ ⁺	ZnCO ₃ [°]
6.00	76.17	.01	1.02	.02	.04	21.31	1.44
6.10	75.87	.01	1.01	.02	.07	21.22	1.80
6.20	75.48	.01	1.01	.02	.11	21.11	2.26
6.30	74.99	.01	1.00	.03	.18	20.97	2.83
6.40	74.37	.01	.99	.04	.28	20.79	3.53
6.50	73.57	.01	.98	.05	.43	20.56	4.39
6.60	72.56	.01	.97	.06	.68	20.28	5.45
6.70	71.26	.01	.95	.07	1.06	19.91	6.74
6.80	69.61	.01	.93	.09	1.63	19.44	8.29
6.90	67.51	.01	.90	.11	2.51	18.84	10.11
7.00	64.85	.01	.87	.13	3.83	18.09	12.22
7.10	61.52	.01	.82	.16	5.75	17.15	14.59
7.20	57.42	.01	.77	.19	8.51	15.99	17.12
7.30	52.48	.01	.70	.21	12.32	14.60	19.68
7.40	46.73	.00	.62	.24	17.39	12.98	22.03
7.50	40.33	.00	.54	.26	23.78	11.19	23.90
7.60	33.58	.00	.45	.27	31.39	9.30	25.00
7.70	26.91	.00	.36	.28	39.87	7.43	25.16
7.80	20.74	.00	.28	.27	48.69	5.71	24.32
7.90	15.40	.00	.21	.25	57.29	4.22	22.64
8.00	11.05	.00	.15	.23	65.20	3.01	20.36
8.10	7.72	.00	.10	.20	72.12	2.09	17.77
8.20	5.26	.00	.07	.17	77.95	1.41	15.13
8.30	3.52	.00	.05	.14	82.72	.94	12.63
8.40	2.33	.00	.03	.12	86.55	.61	10.36
8.50	1.52	.00	.02	.10	89.59	.39	8.38
8.60	.98	.00	.01	.08	91.97	.25	6.70
8.70	.63	.00	.01	.06	93.83	.16	5.30
8.80	.41	.00	.01	.05	95.29	.10	4.15
8.90	.26	.00	.00	.04	96.42	.06	3.22
9.00	.16	.00	.00	.03	97.29	.04	2.47

LAGO LUGANO

% DISTRIBUTION OF THE CHEMICAL SPECIES OF CADMIUM

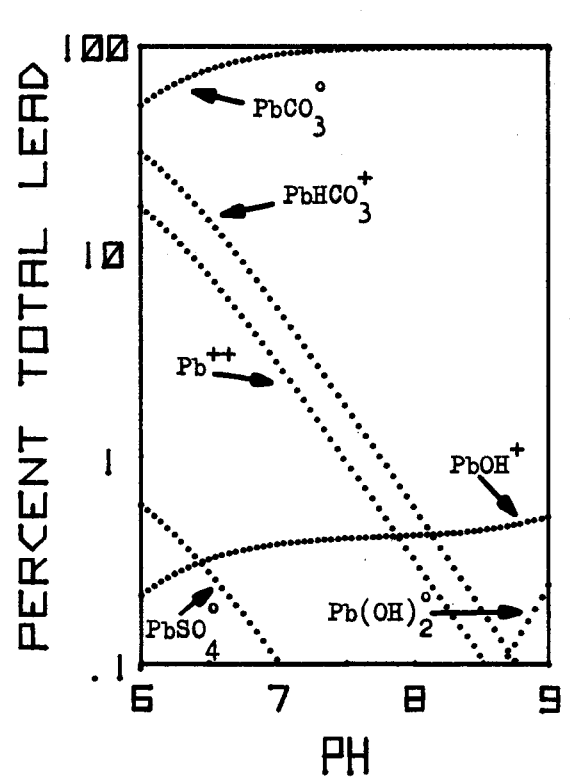
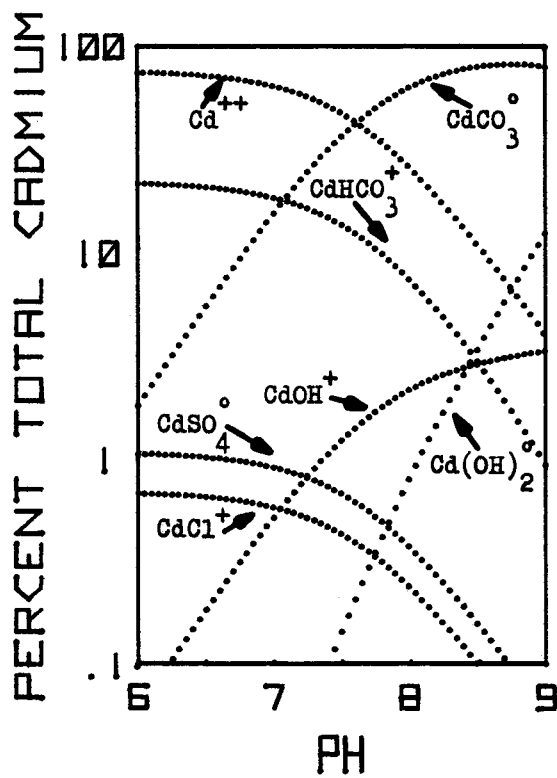
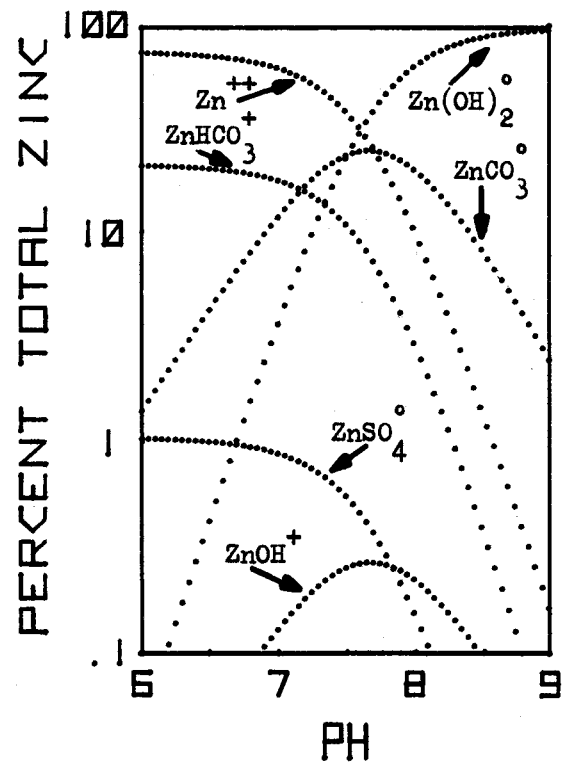
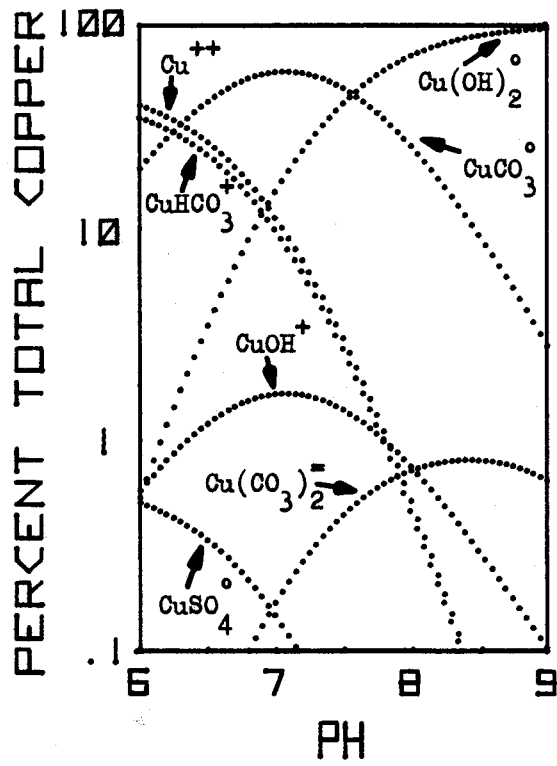
pH	Ca ⁺⁺	CaCl ⁺	CaSO ₄ [°]	CaOH ⁺	Ca(OH) ₂ [°]	CaHCO ₃ ⁺	CaCO ₃ [°]
6.00	75.67	.29	1.01	.06	.00	21.17	1.80
6.10	75.31	.29	1.00	.08	.00	21.06	2.26
6.20	74.86	.29	1.00	.10	.00	20.93	2.82
6.30	74.30	.29	.99	.12	.00	20.77	3.53
6.40	73.61	.29	.98	.15	.00	20.58	4.40
6.50	72.75	.28	.97	.19	.00	20.33	5.47
6.60	71.71	.28	.96	.23	.00	20.04	6.78
6.70	70.43	.27	.94	.29	.01	19.68	8.39
6.80	68.89	.27	.92	.35	.01	19.24	10.32
6.90	67.04	.26	.89	.43	.01	18.71	12.64
7.00	64.85	.25	.87	.53	.02	18.09	15.39
7.10	62.30	.24	.83	.64	.03	17.37	18.60
7.20	59.35	.23	.79	.77	.05	16.53	22.28
7.30	56.02	.22	.75	.91	.07	15.59	26.45
7.40	52.33	.20	.70	1.07	.10	14.54	31.06
7.50	48.32	.19	.64	1.24	.15	13.40	36.05
7.60	44.08	.17	.59	1.43	.21	12.20	41.32
7.70	39.71	.15	.53	1.62	.30	10.96	46.73
7.80	35.31	.14	.47	1.81	.43	9.72	52.13
7.90	31.00	.12	.41	2.00	.59	8.49	57.38
8.00	26.88	.10	.36	2.19	.81	7.33	62.32
8.10	23.05	.09	.31	2.36	1.11	6.24	66.84
8.20	19.57	.08	.26	2.52	1.49	5.25	70.83
8.30	16.45	.06	.22	2.67	1.98	4.37	74.23
8.40	13.73	.05	.18	2.81	2.62	3.60	77.00
8.50	11.38	.04	.15	2.93	3.44	2.94	79.10
8.60	9.39	.04	.13	3.04	4.50	2.38	80.53
8.70	7.71	.03	.10	3.14	5.86	1.91	81.25
8.80	6.31	.02	.08	3.24	7.59	1.51	81.24
8.90	5.14	.02	.07	3.32	9.81	1.19	80.44
9.00	4.18	.02	.06	3.40	12.64	.93	78.78

LAGO LUGANO

% DISTRIBUTION OF THE CHEMICAL SPECIES OF LEAD

pH	Pb ⁺⁺	PbCl ⁺	PbSO ₄ [°]	PbOH ⁺	Pb(OH) ₂ [°]	PbHCO ₃ ⁺	PbCO ₃ [°]
6.00	17.22	.03	.58	.22	.00	30.39	51.57
6.10	15.18	.02	.51	.25	.00	26.79	57.24
6.20	13.22	.02	.44	.27	.00	23.32	62.73
6.30	11.37	.02	.38	.29	.00	20.05	67.89
6.40	9.66	.01	.32	.31	.00	17.04	72.64
6.50	8.13	.01	.27	.33	.00	14.33	76.92
6.60	6.77	.01	.23	.35	.00	11.94	80.69
6.70	5.60	.01	.19	.36	.00	9.87	83.97
6.80	4.60	.01	.15	.37	.00	8.10	86.76
6.90	3.75	.01	.13	.38	.00	6.61	89.12
7.00	3.05	.00	.10	.39	.00	5.37	91.08
7.10	2.47	.00	.08	.40	.00	4.34	92.70
7.20	1.99	.00	.07	.41	.00	3.50	94.03
7.30	1.60	.00	.05	.41	.00	2.81	95.12
7.40	1.28	.00	.04	.42	.00	2.25	96.00
7.50	1.03	.00	.03	.42	.01	1.80	96.71
7.60	.82	.00	.03	.42	.01	1.44	97.28
7.70	.66	.00	.02	.43	.01	1.15	97.73
7.80	.53	.00	.02	.43	.01	.92	98.10
7.90	.42	.00	.01	.43	.02	.73	98.38
8.00	.34	.00	.01	.44	.02	.58	98.61
8.10	.27	.00	.01	.44	.03	.46	98.79
8.20	.22	.00	.01	.44	.03	.37	98.93
8.30	.17	.00	.01	.45	.04	.29	99.04
8.40	.14	.00	.00	.45	.05	.23	99.11
8.50	.11	.00	.00	.46	.07	.18	99.17
8.60	.09	.00	.00	.47	.09	.15	99.20
8.70	.07	.00	.00	.48	.11	.12	99.21
8.80	.06	.00	.00	.50	.15	.09	99.20
8.90	.05	.00	.00	.52	.19	.07	99.17
9.00	.04	.00	.00	.54	.25	.06	99.11

LAGO VARESE



LAGO VARESE

% DISTRIBUTION OF THE CHEMICAL SPECIES OF COPPER

pH	Cu^{++}	CuSO_4°	CuOH^+	$\text{Cu}(\text{OH})_2^{\circ}$	CuHCO_3^+	CuCO_3°	$\text{Cu}(\text{CO}_3)_2^-$
6.00	36.21	.51	.59	.55	41.46	20.67	.01
6.10	34.22	.48	.70	.82	39.18	24.59	.01
6.20	31.98	.45	.82	1.21	36.60	28.92	.01
6.30	29.50	.42	.95	1.77	33.76	33.58	.02
6.40	26.82	.38	1.09	2.55	30.69	38.43	.03
6.50	24.01	.34	1.23	3.62	27.47	43.30	.04
6.60	21.12	.30	1.36	5.05	24.16	47.95	.05
6.70	18.25	.26	1.48	6.92	20.87	52.14	.08
6.80	15.48	.22	1.58	9.30	17.69	55.64	.10
6.90	12.87	.18	1.65	12.25	14.70	58.21	.13
7.00	10.49	.15	1.70	15.83	11.98	59.70	.17
7.10	8.38	.12	1.71	20.03	9.56	59.99	.22
7.20	6.56	.09	1.68	24.86	7.48	59.07	.27
7.30	5.03	.07	1.62	30.22	5.73	56.99	.33
7.40	3.78	.05	1.54	36.03	4.30	53.90	.39
7.50	2.79	.04	1.43	42.14	3.17	49.98	.45
7.60	2.02	.03	1.30	48.36	2.29	45.48	.52
7.70	1.44	.02	1.17	54.54	1.63	40.63	.58
7.80	1.01	.01	1.03	60.50	1.13	35.68	.64
7.90	.69	.01	.89	66.10	.78	30.84	.69
8.00	.47	.01	.76	71.23	.53	26.26	.74
8.10	.32	.00	.65	75.84	.35	22.06	.77
8.20	.21	.00	.54	79.90	.23	18.31	.80
8.30	.14	.00	.45	83.41	.15	15.03	.82
8.40	.09	.00	.37	86.40	.10	12.21	.83
8.50	.06	.00	.30	88.92	.06	9.83	.83
8.60	.04	.00	.25	91.02	.04	7.84	.81
8.70	.02	.00	.20	92.77	.02	6.20	.79
8.80	.02	.00	.16	94.20	.02	4.85	.76
8.90	.01	.00	.13	95.37	.01	3.76	.71
9.00	.01	.00	.10	96.33	.01	2.89	.66

LAGO VARESE

% DISTRIBUTION OF THE CHEMICAL SPECIES OF ZINC

pH	Zn ⁺⁺	ZnCl ⁺	ZnSO ₄ ^o	ZnOH ⁺	Zn(OH) ₂ ^o	ZnHCO ₃ ⁺	ZnCO ₃ ^o
6.00	75.64	.02	1.07	.02	.04	21.75	1.46
6.10	75.33	.02	1.06	.02	.07	21.66	1.83
6.20	74.95	.02	1.06	.02	.11	21.55	2.30
6.30	74.45	.02	1.05	.03	.17	21.40	2.87
6.40	73.83	.02	1.04	.04	.27	21.22	3.58
6.50	73.03	.02	1.03	.05	.43	20.99	4.46
6.60	72.01	.02	1.02	.06	.67	20.69	5.54
6.70	70.72	.02	1.00	.07	1.04	20.31	6.85
6.80	69.06	.02	.97	.09	1.61	19.83	8.41
6.90	66.97	.02	.95	.11	2.48	19.22	10.27
7.00	64.32	.01	.91	.13	3.78	18.45	12.41
7.10	61.00	.01	.86	.16	5.68	17.49	14.80
7.20	56.93	.01	.80	.18	8.39	16.30	17.38
7.30	52.03	.01	.73	.21	12.16	14.88	19.97
7.40	46.33	.01	.65	.24	17.16	13.24	22.36
7.50	40.01	.01	.56	.26	23.49	11.41	24.27
7.60	33.34	.01	.47	.27	31.02	9.49	25.40
7.70	26.74	.01	.38	.27	39.43	7.59	25.58
7.80	20.63	.00	.29	.27	48.21	5.84	24.76
7.90	15.33	.00	.22	.25	56.80	4.32	23.08
8.00	11.02	.00	.16	.22	64.72	3.09	20.78
8.10	7.70	.00	.11	.20	71.68	2.15	18.16
8.20	5.26	.00	.07	.17	77.56	1.45	15.48
8.30	3.52	.00	.05	.14	82.38	.96	12.93
8.40	2.33	.00	.03	.12	86.27	.63	10.62
8.50	1.52	.00	.02	.10	89.35	.40	8.60
8.60	.99	.00	.01	.08	91.78	.26	6.88
8.70	.64	.00	.01	.06	93.68	.16	5.45
8.80	.41	.00	.01	.05	95.16	.10	4.27
8.90	.26	.00	.00	.04	96.32	.06	3.31
9.00	.17	.00	.00	.03	97.22	.04	2.54

LAGO VARESE

% DISTRIBUTION OF THE CHEMICAL SPECIES OF CADMIUM

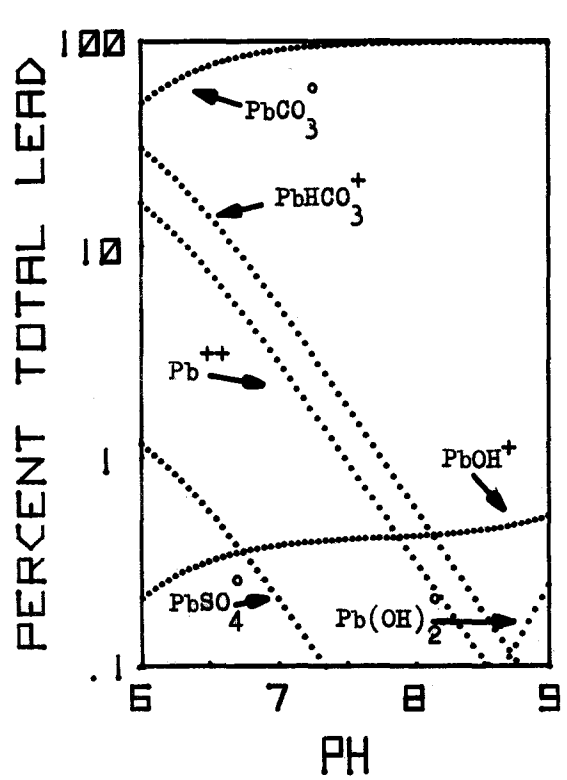
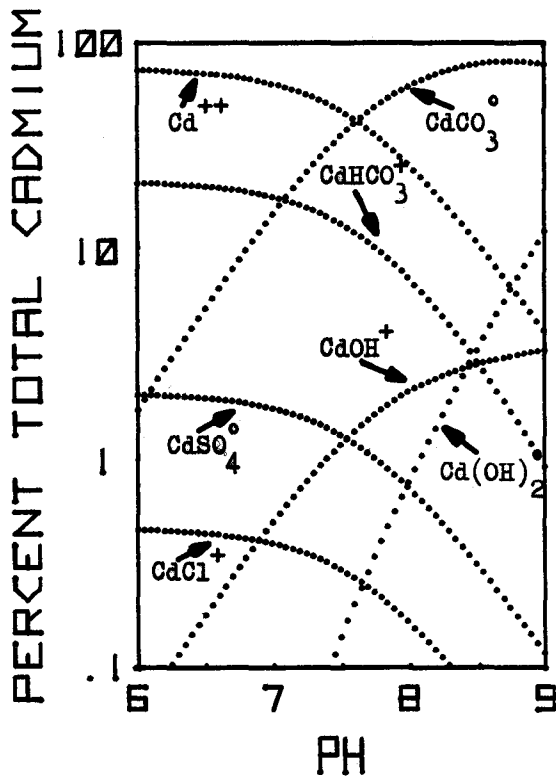
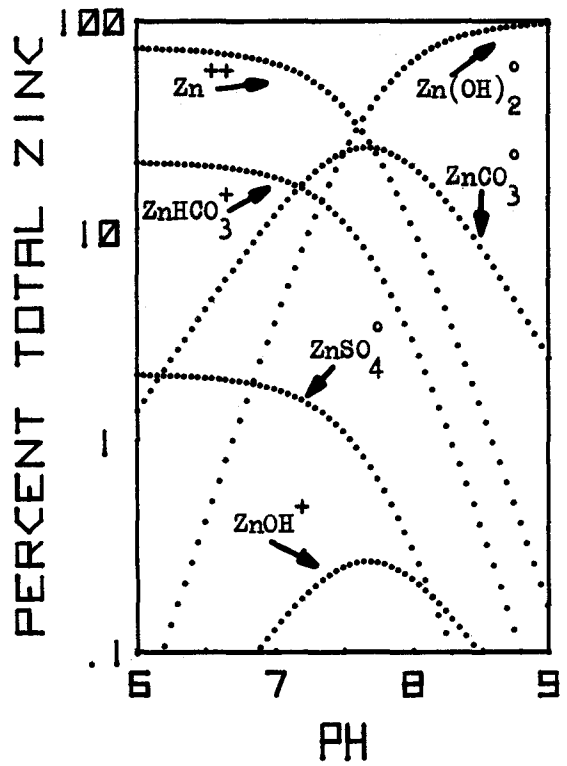
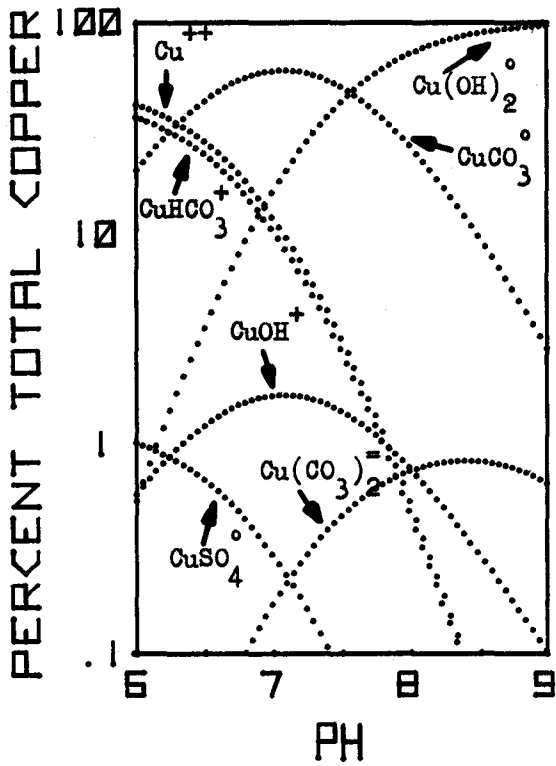
pH	Cd^{++}	CaCl^+	CaSO_4°	CaOH^+	Ca(OH)_2°	CaHCO_3^+	CaCO_3°
6.00	74.85	.68	1.06	.06	.00	21.53	1.82
6.10	74.49	.68	1.05	.08	.00	21.42	2.28
6.20	74.04	.67	1.04	.10	.00	21.29	2.86
6.30	73.48	.67	1.04	.12	.00	21.12	3.57
6.40	72.79	.66	1.03	.15	.00	20.92	4.45
6.50	71.94	.65	1.02	.18	.00	20.67	5.53
6.60	70.89	.64	1.00	.23	.00	20.37	6.86
6.70	69.62	.63	.98	.28	.01	20.00	8.48
6.80	68.08	.62	.96	.35	.01	19.55	10.44
6.90	66.23	.60	.93	.43	.01	19.01	12.78
7.00	64.05	.58	.90	.52	.02	18.37	15.55
7.10	61.50	.56	.87	.63	.03	17.63	18.79
7.20	58.57	.53	.83	.75	.04	16.77	22.51
7.30	55.25	.50	.78	.89	.07	15.81	26.70
7.40	51.58	.47	.73	1.05	.10	14.74	31.34
7.50	47.60	.43	.67	1.22	.14	13.58	36.35
7.60	43.40	.39	.61	1.40	.21	12.35	41.63
7.70	39.07	.35	.55	1.59	.30	11.09	47.05
7.80	34.71	.32	.49	1.78	.42	9.82	52.47
7.90	30.46	.28	.43	1.96	.58	8.58	57.71
8.00	26.40	.24	.37	2.14	.79	7.40	62.65
8.10	22.63	.21	.32	2.31	1.08	6.30	67.16
8.20	19.19	.17	.27	2.47	1.45	5.30	71.14
8.30	16.14	.15	.23	2.61	1.93	4.41	74.53
8.40	13.46	.12	.19	2.74	2.56	3.63	77.29
8.50	11.16	.10	.16	2.86	3.36	2.97	79.40
8.60	9.20	.08	.13	2.97	4.39	2.40	80.83
8.70	7.55	.07	.11	3.07	5.71	1.92	81.57
8.80	6.18	.06	.09	3.16	7.41	1.53	81.58
8.90	5.04	.05	.07	3.25	9.58	1.20	80.82
9.00	4.10	.04	.06	3.32	12.34	.94	79.21

LAGO VARESE

% DISTRIBUTION OF THE CHEMICAL SPECIES OF LEAD

pH	Pb ⁺⁺	PbCl ⁺	PbSO ₄ [°]	PbOH ⁺	Pb(OH) ₂ [°]	PbHCO ₃ ⁺	PbCO ₃ [°]
6.00	16.86	.06	.60	.22	.00	30.59	51.67
6.10	14.86	.05	.53	.24	.00	26.97	57.35
6.20	12.94	.05	.46	.26	.00	23.47	62.83
6.30	11.12	.04	.39	.29	.00	20.17	67.99
6.40	9.45	.03	.34	.31	.00	17.14	72.73
6.50	7.95	.03	.28	.32	.00	14.42	77.00
6.60	6.63	.02	.23	.34	.00	12.01	80.77
6.70	5.48	.02	.19	.35	.00	9.93	84.03
6.80	4.50	.02	.16	.36	.00	8.15	86.82
6.90	3.67	.01	.13	.37	.00	6.65	89.16
7.00	2.98	.01	.11	.38	.00	5.39	91.12
7.10	2.41	.01	.09	.39	.00	4.36	92.74
7.20	1.94	.01	.07	.40	.00	3.51	94.07
7.30	1.56	.01	.06	.40	.00	2.82	95.15
7.40	1.26	.00	.04	.41	.00	2.26	96.02
7.50	1.01	.00	.04	.41	.01	1.81	96.73
7.60	.81	.00	.03	.41	.01	1.45	97.30
7.70	.64	.00	.02	.42	.01	1.15	97.75
7.80	.52	.00	.02	.42	.01	.92	98.11
7.90	.41	.00	.01	.42	.02	.73	98.40
8.00	.33	.00	.01	.42	.02	.58	98.63
8.10	.26	.00	.01	.43	.03	.46	98.81
8.20	.21	.00	.01	.43	.03	.37	98.95
8.30	.17	.00	.01	.44	.04	.29	99.05
8.40	.14	.00	.00	.44	.05	.23	99.13
8.50	.11	.00	.00	.45	.07	.19	99.18
8.60	.09	.00	.00	.46	.09	.15	99.21
8.70	.07	.00	.00	.47	.11	.12	99.23
8.80	.06	.00	.00	.48	.14	.09	99.22
8.90	.05	.00	.00	.50	.19	.07	99.19
9.00	.04	.00	.00	.52	.24	.06	99.13

LAGO ANNONE E.



LAGO ANNONE E.

% DISTRIBUTION OF THE CHEMICAL SPECIES OF COPPER

pH	Cu^{++}	CuSO_4°	CuOH^+	$\text{Cu}(\text{OH})_2^{\circ}$	CuHCO_3^+	CuCO_3°	$\text{Cu}(\text{CO}_3)_2^{--}$
6.00	36.19	1.01	.58	.54	41.38	20.29	.01
6.10	34.24	.96	.69	.81	39.14	24.16	.01
6.20	32.03	.90	.81	1.19	36.61	28.44	.01
6.30	29.58	.83	.94	1.75	33.81	33.07	.02
6.40	26.94	.75	1.08	2.52	30.78	37.90	.03
6.50	24.14	.68	1.22	3.58	27.58	42.75	.04
6.60	21.27	.60	1.35	5.00	24.30	47.42	.06
6.70	18.41	.52	1.47	6.86	21.02	51.64	.08
6.80	15.63	.44	1.58	9.23	17.84	55.18	.10
6.90	13.01	.36	1.65	12.18	14.85	57.81	.13
7.00	10.62	.30	1.70	15.76	12.11	59.35	.17
7.10	8.49	.24	1.71	19.97	9.67	59.70	.22
7.20	6.65	.19	1.68	24.80	7.57	58.83	.27
7.30	5.11	.14	1.63	30.18	5.81	56.81	.33
7.40	3.84	.11	1.54	36.00	4.37	53.75	.39
7.50	2.84	.08	1.43	42.11	3.22	49.86	.46
7.60	2.06	.06	1.31	48.36	2.33	45.37	.52
7.70	1.46	.04	1.17	54.55	1.65	40.54	.59
7.80	1.02	.03	1.03	60.52	1.15	35.60	.65
7.90	.71	.02	.90	66.13	.79	30.76	.70
8.00	.48	.01	.77	71.27	.53	26.19	.74
8.10	.32	.01	.65	75.88	.36	22.00	.78
8.20	.21	.01	.54	79.94	.23	18.25	.81
8.30	.14	.00	.45	83.46	.15	14.97	.83
8.40	.09	.00	.37	86.45	.10	12.15	.83
8.50	.06	.00	.30	88.97	.06	9.77	.83
8.60	.04	.00	.25	91.08	.04	7.78	.81
8.70	.02	.00	.20	92.82	.02	6.14	.79
8.80	.02	.00	.16	94.26	.02	4.80	.75
8.90	.01	.00	.13	95.43	.01	3.72	.71
9.00	.01	.00	.10	96.39	.01	2.85	.65

LAGO ANNONE E.

% DISTRIBUTION OF THE CHEMICAL SPECIES OF ZINC

pH	Zn ⁺⁺	ZnCl ⁺	ZnSO ₄ [°]	ZnOH ⁺	Zn(OH) ₂ [°]	ZnHCO ₃ ⁺	ZnCO ₃ [°]
6.00	74.90	.01	2.10	.02	.04	21.51	1.42
6.10	74.60	.01	2.09	.02	.07	21.42	1.78
6.20	74.23	.01	2.08	.02	.11	21.31	2.23
6.30	73.76	.01	2.07	.03	.17	21.17	2.79
6.40	73.15	.01	2.05	.04	.27	21.00	3.49
6.50	72.38	.01	2.03	.05	.42	20.77	4.34
6.60	71.40	.01	2.00	.06	.65	20.48	5.39
6.70	70.15	.01	1.97	.07	1.02	20.12	6.67
6.80	68.55	.01	1.92	.09	1.58	19.65	8.20
6.90	66.52	.01	1.86	.11	2.42	19.06	10.01
7.00	63.95	.01	1.79	.13	3.69	18.32	12.11
7.10	60.73	.01	1.70	.15	5.56	17.38	14.47
7.20	56.76	.01	1.59	.18	8.23	16.23	17.01
7.30	51.96	.01	1.46	.21	11.94	14.84	19.58
7.40	46.37	.01	1.30	.23	16.89	13.23	21.97
7.50	40.13	.01	1.12	.26	23.17	11.42	23.89
7.60	33.52	.01	.94	.27	30.67	9.52	25.07
7.70	26.95	.00	.76	.27	39.08	7.63	25.30
7.80	20.84	.00	.58	.26	47.89	5.88	24.54
7.90	15.52	.00	.43	.25	56.53	4.36	22.90
8.00	11.18	.00	.31	.22	64.51	3.12	20.65
8.10	7.82	.00	.22	.20	71.53	2.17	18.06
8.20	5.34	.00	.15	.17	77.47	1.47	15.40
8.30	3.58	.00	.10	.14	82.34	.97	12.86
8.40	2.37	.00	.07	.12	86.25	.64	10.56
8.50	1.55	.00	.04	.10	89.36	.41	8.54
8.60	1.00	.00	.03	.08	91.80	.26	6.83
8.70	.65	.00	.02	.07	93.71	.16	5.40
8.80	.41	.00	.01	.05	95.20	.10	4.22
8.90	.26	.00	.01	.04	96.36	.06	3.27
9.00	.17	.00	.00	.03	97.25	.04	2.50

LAGO ANNONE E.

% DISTRIBUTION OF THE CHEMICAL SPECIES OF CADMIUM

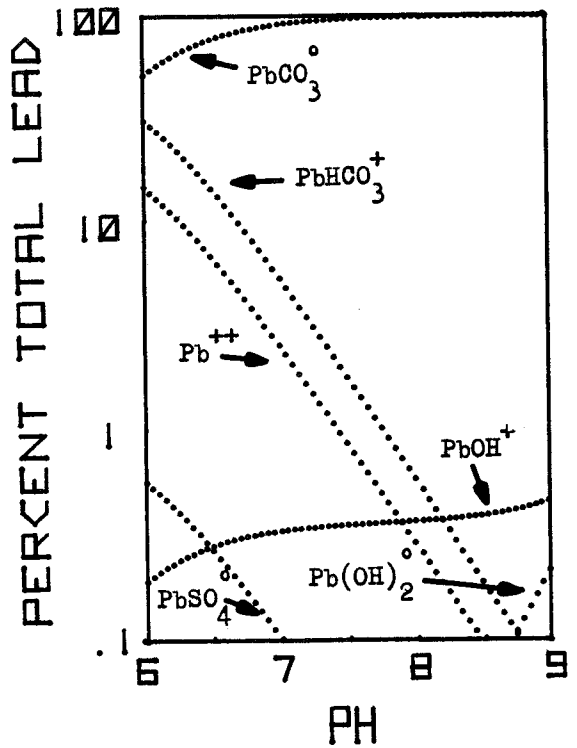
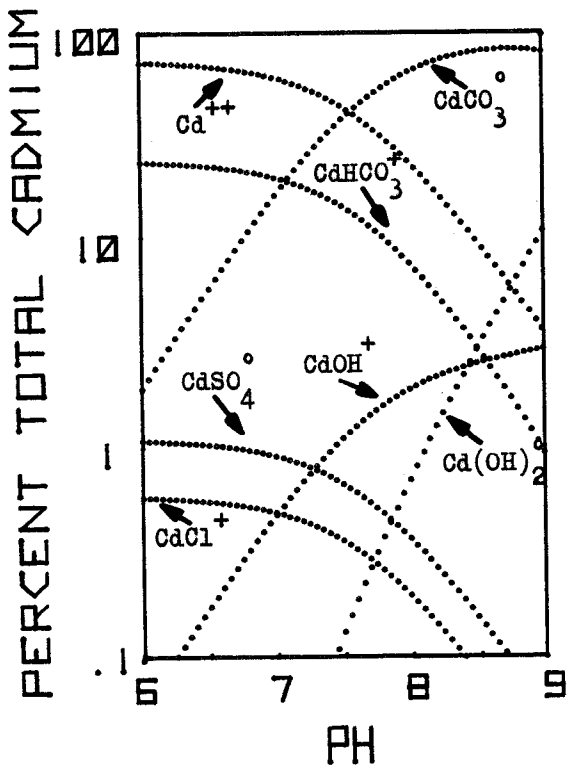
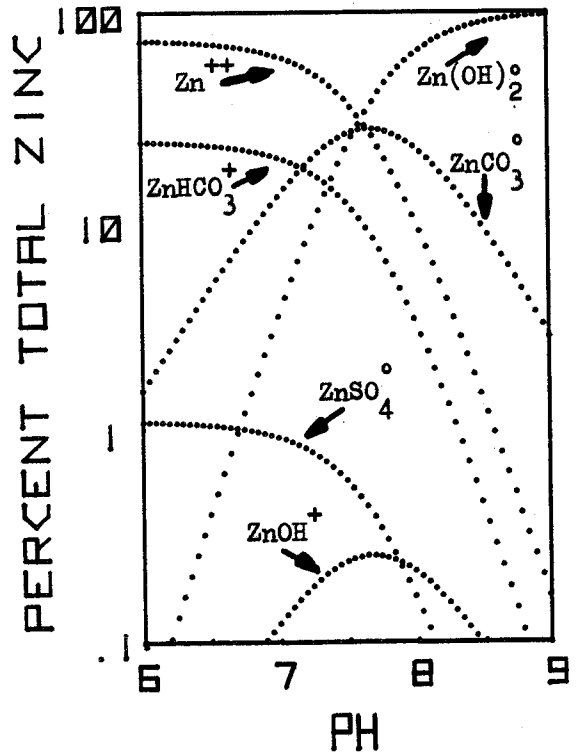
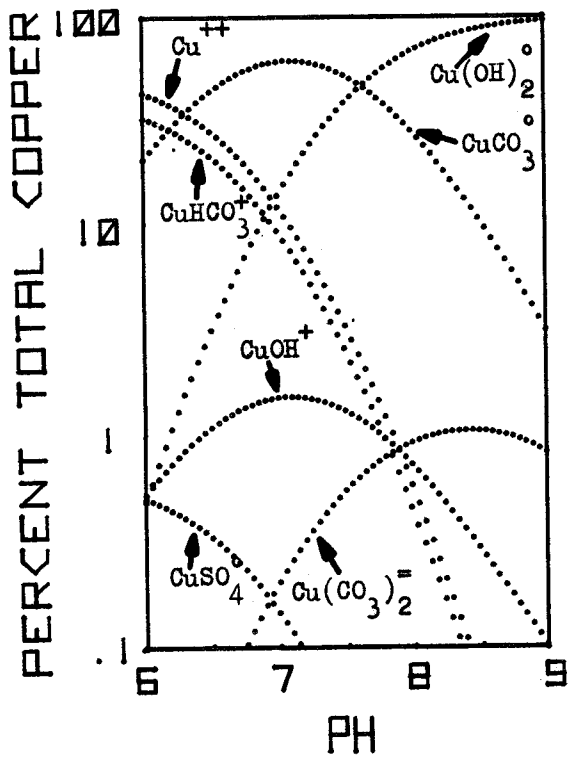
pH	Ca ⁺⁺	CaCl ⁺	CaSO ₄ ^o	CaOH ⁺	Ca(OH) ₂ ^o	CaHCO ₃ ⁺	CaCO ₃ ^o
6.00	74.28	.47	2.08	.06	.00	21.33	1.78
6.10	73.93	.47	2.07	.07	.00	21.23	2.22
6.20	73.50	.46	2.06	.09	.00	21.10	2.78
6.30	72.96	.46	2.04	.12	.00	20.94	3.48
6.40	72.29	.46	2.03	.15	.00	20.75	4.34
6.50	71.46	.45	2.00	.18	.00	20.51	5.40
6.60	70.45	.45	1.97	.22	.00	20.21	6.70
6.70	69.21	.44	1.94	.28	.01	19.85	8.28
6.80	67.71	.43	1.90	.34	.01	19.41	10.20
6.90	65.92	.42	1.85	.42	.01	18.89	12.49
7.00	63.80	.40	1.79	.51	.02	18.27	15.21
7.10	61.31	.39	1.72	.62	.03	17.55	18.39
7.20	58.45	.37	1.64	.74	.04	16.71	22.05
7.30	55.20	.35	1.55	.88	.07	15.77	26.19
7.40	51.60	.33	1.45	1.04	.10	14.72	30.77
7.50	47.69	.30	1.34	1.21	.14	13.58	35.74
7.60	43.55	.28	1.22	1.39	.20	12.37	40.99
7.70	39.26	.25	1.10	1.58	.29	11.12	46.40
7.80	34.95	.22	.98	1.77	.41	9.86	51.81
7.90	30.72	.19	.86	1.95	.57	8.63	57.07
8.00	26.67	.17	.75	2.14	.79	7.45	62.04
8.10	22.90	.14	.64	2.31	1.07	6.35	66.58
8.20	19.46	.12	.55	2.47	1.45	5.35	70.61
8.30	16.38	.10	.46	2.62	1.93	4.46	74.05
8.40	13.69	.09	.38	2.75	2.56	3.68	76.85
8.50	11.37	.07	.32	2.88	3.37	3.00	79.00
8.60	9.39	.06	.26	2.99	4.41	2.43	80.46
8.70	7.72	.05	.22	3.10	5.74	1.95	81.22
8.80	6.33	.04	.18	3.20	7.46	1.55	81.24
8.90	5.18	.03	.14	3.29	9.67	1.22	80.47
9.00	4.22	.03	.12	3.38	12.49	.95	78.83

LAGO ANNONE E.

% DISTRIBUTION OF THE CHEMICAL SPECIES OF LEAD

pH	Pb ⁺⁺	PbCl ⁺	PbSO ₄ [°]	PbOH ⁺	Pb(OH) ₂ [°]	PbHCO ₃ ⁺	PbCO ₃ [°]
6.00	16.93	.04	1.19	.21	.00	30.67	50.95
6.10	14.95	.04	1.05	.24	.00	27.09	56.64
6.20	13.03	.03	.92	.26	.00	23.61	62.15
6.30	11.22	.03	.79	.28	.00	20.32	67.35
6.40	9.55	.02	.67	.30	.00	17.29	72.16
6.50	8.04	.02	.57	.32	.00	14.56	76.49
6.60	6.71	.02	.47	.34	.00	12.15	80.32
6.70	5.55	.01	.39	.35	.00	10.05	83.64
6.80	4.56	.01	.32	.37	.00	8.25	86.49
6.90	3.73	.01	.26	.38	.00	6.74	88.89
7.00	3.03	.01	.21	.38	.00	5.47	90.89
7.10	2.45	.01	.17	.39	.00	4.43	92.55
7.20	1.98	.00	.14	.40	.00	3.57	93.91
7.30	1.59	.00	.11	.40	.00	2.87	95.02
7.40	1.28	.00	.09	.41	.00	2.30	95.92
7.50	1.02	.00	.07	.41	.01	1.84	96.64
7.60	.82	.00	.06	.41	.01	1.47	97.23
7.70	.66	.00	.05	.42	.01	1.17	97.69
7.80	.53	.00	.04	.42	.01	.94	98.07
7.90	.42	.00	.03	.42	.02	.75	98.36
8.00	.34	.00	.02	.43	.02	.59	98.60
8.10	.27	.00	.02	.43	.03	.47	98.78
8.20	.22	.00	.02	.44	.03	.38	98.92
8.30	.17	.00	.01	.44	.04	.30	99.03
8.40	.14	.00	.01	.45	.05	.24	99.11
8.50	.11	.00	.01	.45	.07	.19	99.17
8.60	.09	.00	.01	.46	.09	.15	99.20
8.70	.07	.00	.01	.48	.11	.12	99.21
8.80	.06	.00	.00	.49	.14	.09	99.20
8.90	.05	.00	.00	.51	.19	.08	99.17
9.00	.04	.00	.00	.53	.25	.06	99.11

LAGO ALSERIO



LAGO ALSERIO

% DISTRIBUTION OF THE CHEMICAL SPECIES OF COPPER

pH	Cu^{++}	CuSO_4°	CuOH^+	Cu(OH)_2°	CuHCO_3^+	CuCO_3°	$\text{Cu(CO}_3)_2^{--}$
6.00	33.34	.51	.53	.49	43.75	21.36	.01
6.10	31.47	.48	.63	.74	41.29	25.38	.01
6.20	29.37	.45	.74	1.09	38.53	29.81	.02
6.30	27.06	.41	.86	1.59	35.49	34.57	.02
6.40	24.57	.37	.98	2.29	32.22	39.52	.03
6.50	21.97	.33	1.11	3.25	28.81	44.48	.05
6.60	19.32	.29	1.23	4.53	25.33	49.23	.07
6.70	16.70	.25	1.33	6.20	21.88	53.54	.09
6.80	14.17	.22	1.42	8.34	18.56	57.17	.12
6.90	11.80	.18	1.49	11.00	15.45	59.91	.16
7.00	9.64	.15	1.54	14.25	12.62	61.60	.21
7.10	7.73	.12	1.55	18.11	10.11	62.12	.26
7.20	6.08	.09	1.54	22.57	7.94	61.45	.33
7.30	4.69	.07	1.49	27.60	6.12	59.62	.40
7.40	3.55	.05	1.42	33.12	4.63	56.75	.48
7.50	2.64	.04	1.33	39.01	3.43	52.99	.56
7.60	1.93	.03	1.22	45.11	2.50	48.57	.64
7.70	1.38	.02	1.10	51.27	1.79	43.71	.73
7.80	.97	.01	.98	57.30	1.26	38.67	.81
7.90	.68	.01	.86	63.06	.87	33.65	.88
8.00	.46	.01	.74	68.42	.59	28.84	.94
8.10	.31	.00	.63	73.30	.40	24.36	1.00
8.20	.21	.00	.53	77.64	.26	20.32	1.04
8.30	.14	.00	.44	81.44	.17	16.74	1.06
8.40	.09	.00	.36	84.71	.11	13.64	1.08
8.50	.06	.00	.30	87.49	.07	11.00	1.07
8.60	.04	.00	.24	89.83	.05	8.78	1.06
8.70	.02	.00	.20	91.78	.03	6.95	1.03
8.80	.02	.00	.16	93.39	.02	5.44	.98
8.90	.01	.00	.13	94.72	.01	4.21	.92
9.00	.01	.00	.10	95.81	.01	3.23	.85

LAGO ALSERIO

% DISTRIBUTION OF THE CHEMICAL SPECIES OF ZINC

pH	Zn ⁺⁺	ZnCl ⁺	ZnSO ₄ ^o	ZnOH ⁺	Zn(OH) ₂ ^o	ZnHCO ₃ ⁺	ZnCO ₃ ^o
6.00	73.13	.01	1.11	.01	.04	24.10	1.59
6.10	72.81	.01	1.11	.02	.07	24.00	1.99
6.20	72.41	.01	1.10	.02	.10	23.86	2.49
6.30	71.90	.01	1.09	.03	.16	23.69	3.11
6.40	71.25	.01	1.08	.04	.26	23.47	3.88
6.50	70.44	.01	1.07	.04	.40	23.20	4.83
6.60	69.40	.01	1.05	.06	.63	22.85	5.99
6.70	68.09	.01	1.03	.07	.98	22.41	7.40
6.80	66.43	.01	1.01	.08	1.52	21.86	9.08
6.90	64.34	.01	.98	.10	2.33	21.16	11.07
7.00	61.73	.01	.94	.12	3.55	20.29	13.36
7.10	58.49	.01	.89	.15	5.33	19.21	15.93
7.20	54.54	.01	.83	.17	7.88	17.89	18.68
7.30	49.83	.01	.76	.20	11.41	16.33	21.46
7.40	44.41	.01	.67	.22	16.11	14.53	24.04
7.50	38.41	.01	.58	.24	22.08	12.55	26.13
7.60	32.10	.01	.49	.26	29.25	10.46	27.43
7.70	25.86	.01	.39	.26	37.35	8.40	27.74
7.80	20.06	.00	.30	.25	45.91	6.49	26.98
7.90	15.00	.00	.23	.24	54.41	4.83	25.29
8.00	10.85	.00	.16	.22	62.39	3.48	22.90
8.10	7.63	.00	.12	.19	69.51	2.43	20.12
8.20	5.24	.00	.08	.17	75.63	1.65	17.24
8.30	3.53	.00	.05	.14	80.73	1.10	14.45
8.40	2.34	.00	.04	.12	84.88	.72	11.91
8.50	1.53	.00	.02	.10	88.22	.46	9.66
8.60	1.00	.00	.02	.08	90.87	.30	7.74
8.70	.64	.00	.01	.06	92.97	.19	6.13
8.80	.41	.00	.01	.05	94.61	.12	4.80
8.90	.26	.00	.00	.04	95.90	.07	3.72
9.00	.17	.00	.00	.03	96.91	.04	2.85

LAGO ALSERIO

% DISTRIBUTION OF THE CHEMICAL SPECIES OF CADMIUM

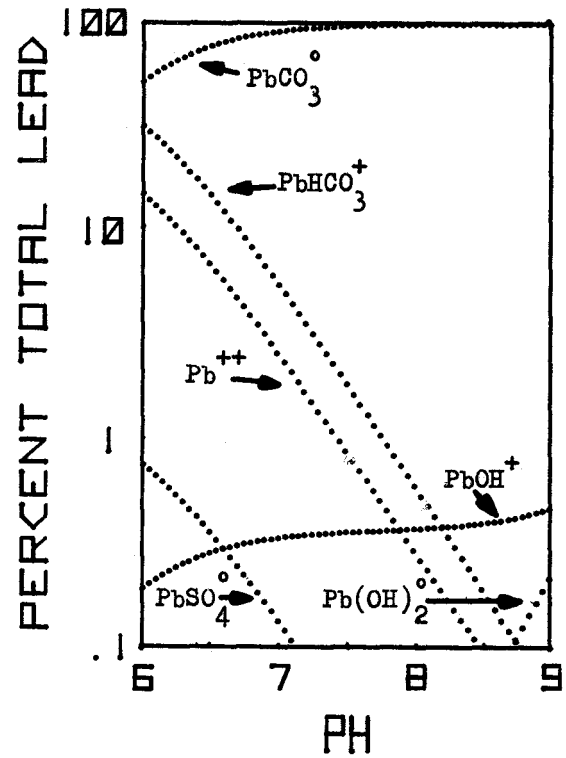
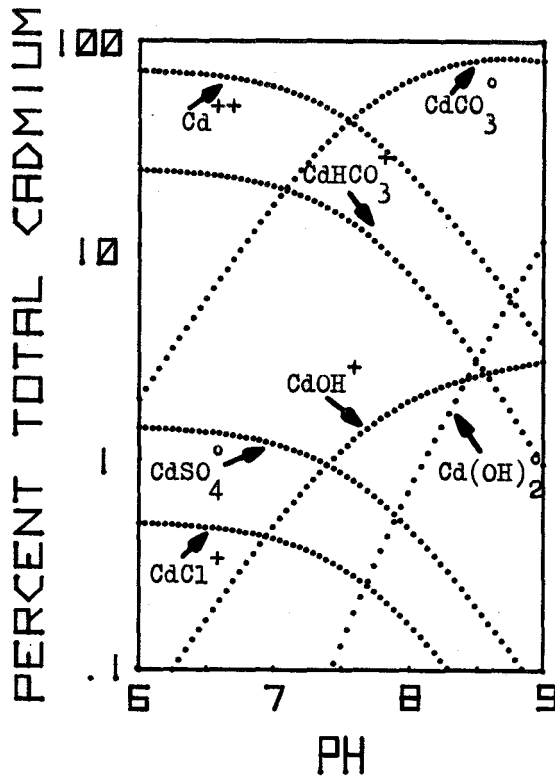
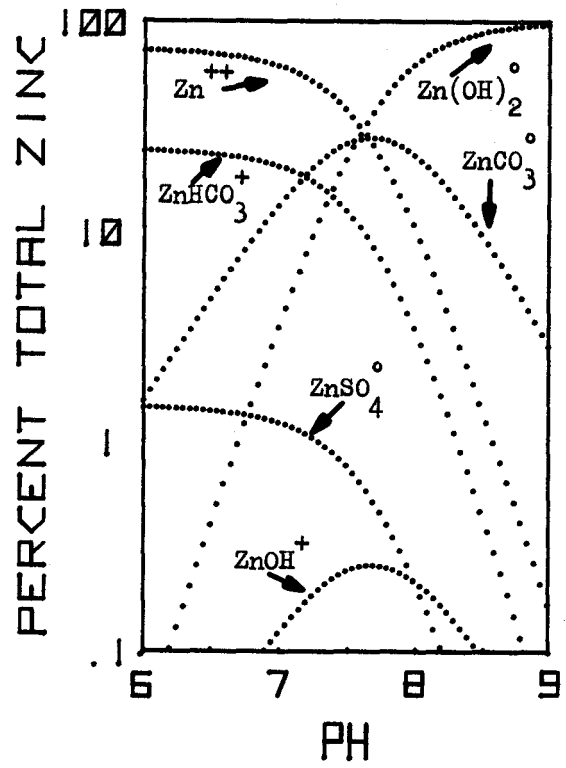
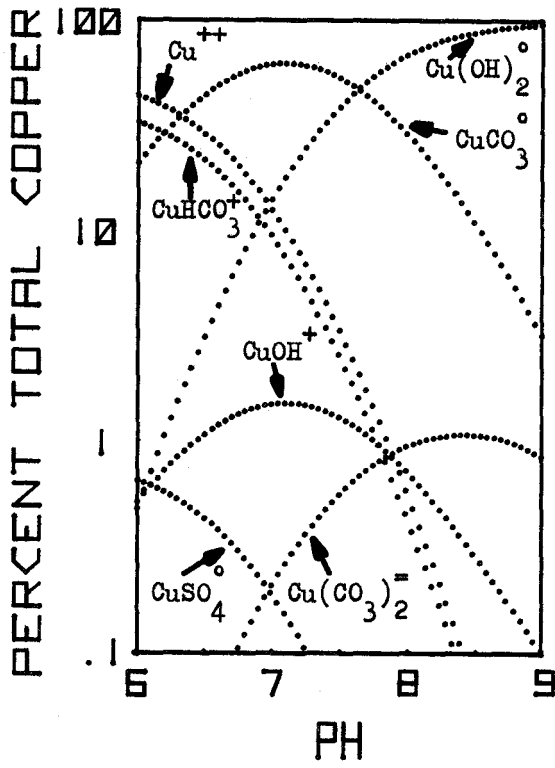
pH	Ca ⁺⁺	CaCl ⁺	CaSO ₄ [°]	CaOH ⁺	Ca(OH) ₂ [°]	CaHCO ₃ ⁺	CaCO ₃ [°]
6.00	72.41	.59	1.10	.06	.00	23.87	1.98
6.10	72.03	.59	1.09	.07	.00	23.74	2.48
6.20	71.56	.58	1.09	.09	.00	23.58	3.10
6.30	70.98	.58	1.08	.11	.00	23.38	3.87
6.40	70.26	.57	1.07	.14	.00	23.14	4.82
6.50	69.37	.57	1.05	.18	.00	22.85	5.99
6.60	68.28	.56	1.04	.22	.00	22.48	7.42
6.70	66.96	.55	1.02	.27	.00	22.04	9.16
6.80	65.38	.53	.99	.33	.01	21.51	11.25
6.90	63.48	.52	.96	.40	.01	20.88	13.75
7.00	61.25	.50	.93	.49	.02	20.13	16.69
7.10	58.65	.48	.89	.59	.03	19.26	20.10
7.20	55.68	.45	.85	.70	.04	18.27	24.01
7.30	52.35	.43	.80	.83	.06	17.16	28.38
7.40	48.68	.40	.74	.98	.09	15.93	33.18
7.50	44.75	.36	.68	1.13	.13	14.62	38.33
7.60	40.63	.33	.62	1.29	.19	13.24	43.70
7.70	36.42	.30	.55	1.46	.27	11.83	49.17
7.80	32.23	.26	.49	1.62	.38	10.43	54.58
7.90	28.17	.23	.43	1.79	.52	9.08	59.79
8.00	24.33	.20	.37	1.94	.72	7.80	64.65
8.10	20.79	.17	.32	2.09	.97	6.62	69.05
8.20	17.60	.14	.27	2.23	1.30	5.55	72.92
8.30	14.77	.12	.22	2.35	1.73	4.61	76.19
8.40	12.31	.10	.19	2.47	2.29	3.79	78.86
8.50	10.20	.08	.16	2.58	3.01	3.09	80.89
8.60	8.42	.07	.13	2.68	3.94	2.49	82.28
8.70	6.93	.06	.11	2.77	5.13	2.00	83.01
8.80	5.68	.05	.09	2.86	6.67	1.59	83.06
8.90	4.65	.04	.07	2.95	8.66	1.25	82.37
9.00	3.80	.03	.06	3.04	11.22	.98	80.87

LAGO ALSERIO

% DISTRIBUTION OF THE CHEMICAL SPECIES OF LEAD

pH	Pb ⁺⁺	PbCl ⁺	PbSO ₄ [°]	PbOH ⁺	Pb(OH) ₂ [°]	PbHCO ₃ ⁺	PbCO ₃ [°]
6.00	15.21	.05	.58	.19	.00	31.63	52.33
6.10	13.39	.04	.51	.21	.00	27.85	57.99
6.20	11.64	.04	.44	.23	.00	24.20	63.45
6.30	9.99	.03	.38	.25	.00	20.77	68.57
6.40	8.48	.03	.32	.27	.00	17.63	73.26
6.50	7.13	.02	.27	.29	.00	14.81	77.48
6.60	5.93	.02	.23	.30	.00	12.33	81.19
6.70	4.90	.02	.19	.31	.00	10.18	84.40
6.80	4.02	.01	.15	.32	.00	8.35	87.14
6.90	3.28	.01	.13	.33	.00	6.81	89.45
7.00	2.66	.01	.10	.34	.00	5.52	91.36
7.10	2.15	.01	.08	.34	.00	4.46	92.95
7.20	1.74	.01	.07	.35	.00	3.59	94.25
7.30	1.40	.00	.05	.35	.00	2.89	95.30
7.40	1.12	.00	.04	.36	.00	2.31	96.16
7.50	.90	.00	.03	.36	.01	1.85	96.85
7.60	.72	.00	.03	.36	.01	1.48	97.40
7.70	.58	.00	.02	.37	.01	1.18	97.85
7.80	.46	.00	.02	.37	.01	.94	98.20
7.90	.37	.00	.01	.37	.01	.75	98.48
8.00	.30	.00	.01	.37	.02	.60	98.71
8.10	.24	.00	.01	.38	.02	.47	98.88
8.20	.19	.00	.01	.38	.03	.38	99.02
8.30	.15	.00	.01	.39	.04	.30	99.12
8.40	.12	.00	.00	.39	.05	.24	99.20
8.50	.10	.00	.00	.40	.06	.19	99.25
8.60	.08	.00	.00	.41	.08	.15	99.28
8.70	.07	.00	.00	.42	.10	.12	99.30
8.80	.05	.00	.00	.43	.13	.10	99.29
8.90	.04	.00	.00	.45	.17	.08	99.26
9.00	.04	.00	.00	.47	.22	.06	99.21

LAGO PUSIANO



LAGO PUSIANO

% DISTRIBUTION OF THE CHEMICAL SPECIES OF COPPER

pH	Cu^{++}	CuSO_4°	CuOH^+	$\text{Cu}(\text{OH})_2^{\circ}$	CuHCO_3^+	CuCO_3°	$\text{Cu}(\text{CO}_3)_2^{--}$
6.00	33.09	.66	.53	.49	43.90	21.32	.01
6.10	31.24	.63	.62	.73	41.43	25.34	.01
6.20	29.16	.58	.73	1.08	38.66	29.77	.02
6.30	26.87	.54	.85	1.57	35.62	34.53	.02
6.40	24.41	.49	.97	2.26	32.35	39.48	.03
6.50	21.83	.44	1.10	3.21	28.93	44.44	.05
6.60	19.20	.38	1.21	4.48	25.45	49.21	.07
6.70	16.60	.33	1.32	6.13	21.99	53.53	.09
6.80	14.09	.28	1.41	8.25	18.66	57.19	.12
6.90	11.74	.24	1.48	10.89	15.54	59.95	.16
7.00	9.60	.19	1.52	14.11	12.70	61.67	.21
7.10	7.70	.15	1.54	17.94	10.18	62.23	.27
7.20	6.06	.12	1.52	22.38	8.00	61.59	.33
7.30	4.68	.09	1.48	27.38	6.17	59.79	.41
7.40	3.54	.07	1.41	32.88	4.67	56.94	.49
7.50	2.63	.05	1.32	38.75	3.46	53.21	.57
7.60	1.92	.04	1.22	44.84	2.52	48.80	.66
7.70	1.38	.03	1.10	50.99	1.81	43.95	.74
7.80	.97	.02	.98	57.03	1.27	38.91	.83
7.90	.68	.01	.85	62.80	.88	33.88	.90
8.00	.46	.01	.74	68.18	.60	29.05	.97
8.10	.31	.01	.63	73.08	.40	24.55	1.02
8.20	.21	.00	.53	77.44	.27	20.48	1.06
8.30	.14	.00	.44	81.27	.17	16.89	1.09
8.40	.09	.00	.36	84.56	.11	13.76	1.10
8.50	.06	.00	.30	87.36	.07	11.10	1.10
8.60	.04	.00	.24	89.72	.05	8.87	1.08
8.70	.02	.00	.20	91.69	.03	7.01	1.05
8.80	.02	.00	.16	93.31	.02	5.49	1.00
8.90	.01	.00	.13	94.65	.01	4.25	.94
9.00	.01	.00	.10	95.75	.01	3.26	.87

LAGO PUSIANO

% DISTRIBUTION OF THE CHEMICAL SPECIES OF ZINC

pH	Zn ⁺⁺	ZnCl ⁺	ZnSO ₄ [°]	ZnOH ⁺	Zn(OH) ₂ [°]	ZnHCO ₃ ⁺	ZnCO ₃ [°]
6.00	72.67	.01	1.46	.01	.04	24.22	1.59
6.10	72.36	.01	1.45	.02	.07	24.11	1.99
6.20	71.96	.01	1.44	.02	.10	23.97	2.49
6.30	71.45	.01	1.43	.03	.16	23.80	3.11
6.40	70.81	.01	1.42	.04	.26	23.58	3.88
6.50	70.00	.01	1.40	.04	.40	23.31	4.83
6.60	68.98	.01	1.38	.05	.63	22.96	5.99
6.70	67.68	.01	1.36	.07	.97	22.52	7.40
6.80	66.03	.01	1.32	.08	1.50	21.96	9.08
6.90	63.96	.01	1.28	.10	2.31	21.26	11.07
7.00	61.37	.01	1.23	.12	3.51	20.39	13.36
7.10	58.16	.01	1.17	.15	5.27	19.31	15.93
7.20	54.25	.01	1.09	.17	7.80	18.00	18.69
7.30	49.59	.01	.99	.20	11.29	16.43	21.48
7.40	44.22	.01	.89	.22	15.96	14.63	24.08
7.50	38.27	.01	.77	.24	21.89	12.64	26.19
7.60	32.01	.01	.64	.25	29.03	10.55	27.51
7.70	25.81	.00	.52	.26	37.09	8.48	27.84
7.80	20.04	.00	.40	.25	45.63	6.56	27.11
7.90	15.00	.00	.30	.24	54.14	4.89	25.43
8.00	10.86	.00	.22	.22	62.13	3.52	23.05
8.10	7.64	.00	.15	.19	69.28	2.46	20.27
8.20	5.25	.00	.11	.17	75.43	1.67	17.38
8.30	3.54	.00	.07	.14	80.56	1.12	14.58
8.40	2.35	.00	.05	.12	84.74	.73	12.01
8.50	1.54	.00	.03	.10	88.11	.47	9.75
8.60	1.00	.00	.02	.08	90.79	.30	7.81
8.70	.65	.00	.01	.06	92.90	.19	6.19
8.80	.42	.00	.01	.05	94.56	.12	4.85
8.90	.27	.00	.01	.04	95.86	.07	3.75
9.00	.17	.00	.00	.03	96.88	.04	2.87

LAGO PUSIANO

% DISTRIBUTION OF THE CHEMICAL SPECIES OF CADMIUM

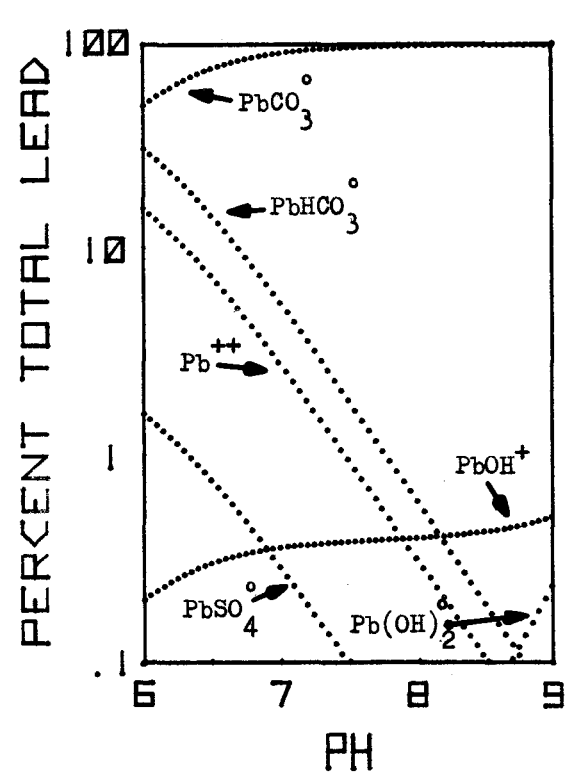
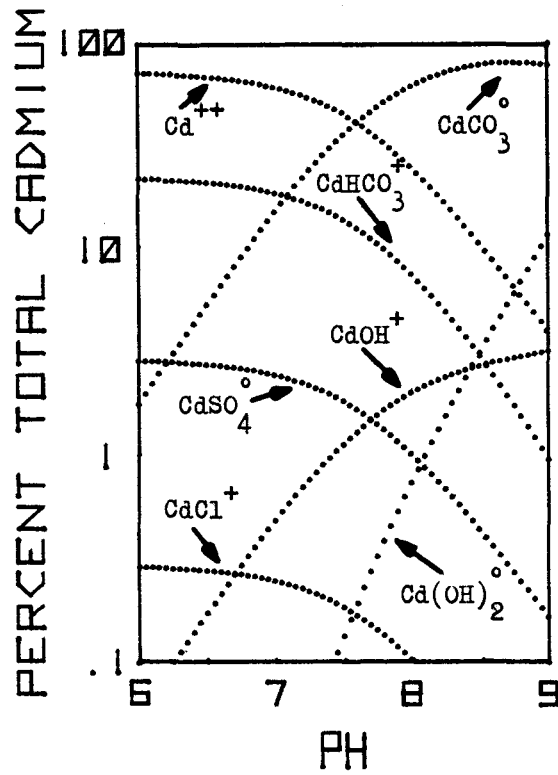
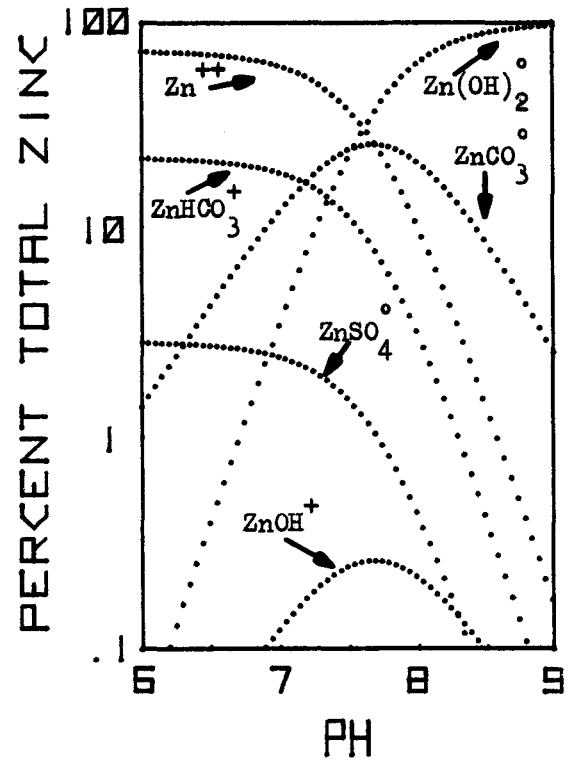
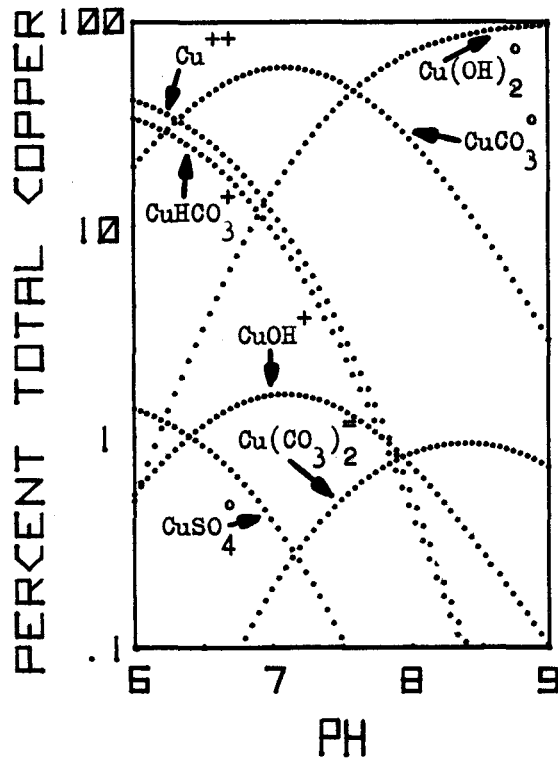
pH	Ca ⁺⁺	CaCl ⁺	CaSO ₄ ^o	CaOH ⁺	Ca(OH) ₂ ^o	CaHCO ₃ ⁺	CaCO ₃ ^o
6.00	72.02	.50	1.44	.06	.00	24.00	1.98
6.10	71.64	.50	1.44	.07	.00	23.87	2.48
6.20	71.18	.50	1.43	.09	.00	23.71	3.10
6.30	70.60	.49	1.42	.11	.00	23.51	3.87
6.40	69.88	.49	1.40	.14	.00	23.27	4.82
6.50	69.00	.48	1.38	.17	.00	22.97	5.99
6.60	67.92	.48	1.36	.22	.00	22.61	7.42
6.70	66.60	.47	1.34	.27	.00	22.16	9.16
6.80	65.02	.46	1.30	.33	.01	21.63	11.26
6.90	63.14	.44	1.27	.40	.01	20.99	13.75
7.00	60.91	.43	1.22	.48	.02	20.24	16.70
7.10	58.33	.41	1.17	.58	.03	19.37	20.11
7.20	55.38	.39	1.11	.70	.04	18.37	24.02
7.30	52.06	.36	1.04	.83	.06	17.25	28.39
7.40	48.42	.34	.97	.97	.09	16.02	33.19
7.50	44.51	.31	.89	1.12	.13	14.70	38.34
7.60	40.41	.28	.81	1.28	.19	13.31	43.72
7.70	36.22	.25	.73	1.44	.27	11.90	49.19
7.80	32.05	.22	.64	1.61	.37	10.49	54.61
7.90	28.02	.20	.56	1.77	.52	9.13	59.81
8.00	24.20	.17	.49	1.92	.71	7.84	64.67
8.10	20.68	.14	.41	2.07	.96	6.65	69.08
8.20	17.50	.12	.35	2.21	1.29	5.58	72.95
8.30	14.69	.10	.29	2.33	1.72	4.63	76.23
8.40	12.25	.09	.25	2.45	2.27	3.81	78.90
8.50	10.15	.07	.20	2.55	2.98	3.10	80.94
8.60	8.38	.06	.17	2.65	3.90	2.51	82.34
8.70	6.89	.05	.14	2.75	5.08	2.01	83.08
8.80	5.66	.04	.11	2.84	6.61	1.60	83.14
8.90	4.64	.03	.09	2.93	8.58	1.26	82.47
9.00	3.79	.03	.08	3.02	11.12	.98	80.99

LAGO PUSIANO

% DISTRIBUTION OF THE CHEMICAL SPECIES OF LEAD

pH	Pb ⁺⁺	PbCl ⁺	PbSO ₄ [°]	PbOH ⁺	Pb(OH) ₂ [°]	PbHCO ₃ ⁺	PbCO ₃ [°]
6.00	15.09	.04	.76	.19	.00	31.72	52.20
6.10	13.29	.04	.67	.21	.00	27.93	57.87
6.20	11.55	.03	.58	.23	.00	24.28	63.33
6.30	9.92	.03	.50	.25	.00	20.85	68.46
6.40	8.42	.02	.42	.27	.00	17.70	73.17
6.50	7.08	.02	.36	.28	.00	14.87	77.39
6.60	5.89	.02	.30	.30	.00	12.38	81.12
6.70	4.87	.01	.25	.31	.00	10.22	84.34
6.80	4.00	.01	.20	.32	.00	8.39	87.09
6.90	3.26	.01	.16	.33	.00	6.84	89.40
7.00	2.65	.01	.13	.33	.00	5.55	91.33
7.10	2.14	.01	.11	.34	.00	4.48	92.92
7.20	1.73	.00	.09	.34	.00	3.61	94.22
7.30	1.39	.00	.07	.35	.00	2.90	95.28
7.40	1.11	.00	.06	.35	.00	2.33	96.14
7.50	.89	.00	.04	.36	.01	1.86	96.84
7.60	.72	.00	.04	.36	.01	1.49	97.40
7.70	.57	.00	.03	.36	.01	1.19	97.84
7.80	.46	.00	.02	.36	.01	.95	98.20
7.90	.37	.00	.02	.37	.01	.75	98.48
8.00	.29	.00	.01	.37	.02	.60	98.70
8.10	.24	.00	.01	.37	.02	.48	98.88
8.20	.19	.00	.01	.38	.03	.38	99.02
8.30	.15	.00	.01	.38	.04	.30	99.12
8.40	.12	.00	.01	.39	.05	.24	99.20
8.50	.10	.00	.00	.39	.06	.19	99.25
8.60	.08	.00	.00	.40	.07	.15	99.29
8.70	.07	.00	.00	.41	.10	.12	99.30
8.80	.05	.00	.00	.43	.13	.10	99.30
8.90	.04	.00	.00	.44	.16	.08	99.27
9.00	.04	.00	.00	.47	.22	.06	99.22

LAGO ANNONE O.



LAGO ANNONE O.

% DISTRIBUTION OF THE CHEMICAL SPECIES OF COPPER

pH	Cu^{++}	CuSO_4°	CuOH^+	$\text{Cu}(\text{OH})_2^{\circ}$	CuHCO_3^+	CuCO_3°	$\text{Cu}(\text{CO}_3)_2^{\ominus\ominus}$
6.00	34.76	1.39	.55	.50	42.43	20.35	.01
6.10	32.89	1.32	.65	.76	40.14	24.24	.01
6.20	30.77	1.23	.77	1.12	37.55	28.54	.01
6.30	28.43	1.14	.89	1.64	34.69	33.19	.02
6.40	25.89	1.04	1.02	2.37	31.59	38.05	.03
6.50	23.22	.93	1.15	3.37	28.32	42.95	.04
6.60	20.48	.82	1.28	4.71	24.97	47.68	.06
6.70	17.74	.71	1.40	6.47	21.62	51.98	.08
6.80	15.08	.60	1.50	8.72	18.38	55.61	.11
6.90	12.58	.50	1.57	11.52	15.32	58.36	.15
7.00	10.29	.41	1.62	14.93	12.52	60.04	.19
7.10	8.25	.33	1.63	18.97	10.03	60.55	.24
7.20	6.48	.26	1.61	23.63	7.87	59.84	.30
7.30	4.99	.20	1.57	28.85	6.06	57.97	.37
7.40	3.77	.15	1.49	34.54	4.57	55.04	.44
7.50	2.79	.11	1.39	40.57	3.38	51.25	.51
7.60	2.03	.08	1.27	46.76	2.45	46.81	.59
7.70	1.45	.06	1.14	52.95	1.75	41.98	.66
7.80	1.02	.04	1.01	58.97	1.22	37.00	.73
7.90	.71	.03	.88	64.67	.84	32.08	.79
8.00	.48	.02	.76	69.93	.57	27.39	.85
8.10	.32	.01	.64	74.68	.38	23.06	.89
8.20	.22	.01	.54	78.89	.25	19.17	.93
8.30	.14	.01	.45	82.54	.16	15.75	.95
8.40	.09	.00	.37	85.67	.11	12.80	.95
8.50	.06	.00	.30	88.32	.07	10.30	.95
8.60	.04	.00	.25	90.53	.04	8.20	.93
8.70	.03	.00	.20	92.37	.03	6.47	.90
8.80	.02	.00	.16	93.89	.02	5.06	.86
8.90	.01	.00	.13	95.14	.01	3.91	.80
9.00	.01	.00	.10	96.16	.01	2.99	.74

LAGO ANNONE O.

% DISTRIBUTION OF THE CHEMICAL SPECIES OF ZINC

pH	Zn ⁺⁺	ZnCl ⁺	ZnSO ₄ [°]	ZnOH ⁺	Zn(OH) ₂ [°]	ZnHCO ₃ ⁺	ZnCO ₃ [°]
6.00	73.13	.01	2.93	.01	.04	22.42	1.45
6.10	72.84	.01	2.92	.02	.07	22.33	1.82
6.20	72.47	.01	2.91	.02	.10	22.21	2.28
6.30	72.00	.01	2.89	.03	.16	22.07	2.85
6.40	71.40	.01	2.86	.04	.25	21.88	3.56
6.50	70.65	.01	2.83	.04	.40	21.64	4.43
6.60	69.68	.01	2.79	.05	.62	21.34	5.50
6.70	68.45	.01	2.74	.07	.97	20.96	6.80
6.80	66.89	.01	2.68	.08	1.50	20.47	8.36
6.90	64.91	.01	2.60	.10	2.31	19.86	10.20
7.00	62.42	.01	2.50	.12	3.53	19.08	12.34
7.10	59.29	.01	2.38	.15	5.31	18.11	14.75
7.20	55.45	.01	2.22	.17	7.87	16.92	17.35
7.30	50.83	.01	2.04	.20	11.43	15.49	20.00
7.40	45.44	.00	1.82	.23	16.19	13.83	22.48
7.50	39.42	.00	1.58	.25	22.27	11.98	24.50
7.60	33.04	.00	1.32	.26	29.57	10.01	25.79
7.70	26.66	.00	1.07	.26	37.83	8.06	26.12
7.80	20.70	.00	.83	.26	46.54	6.23	25.43
7.90	15.48	.00	.62	.24	55.18	4.64	23.84
8.00	11.19	.00	.45	.22	63.23	3.33	21.57
8.10	7.86	.00	.32	.20	70.37	2.32	18.93
8.20	5.39	.00	.22	.17	76.46	1.58	16.19
8.30	3.62	.00	.15	.14	81.49	1.05	13.55
8.40	2.40	.00	.10	.12	85.56	.69	11.14
8.50	1.57	.00	.06	.10	88.81	.44	9.02
8.60	1.02	.00	.04	.08	91.37	.28	7.21
8.70	.66	.00	.03	.07	93.38	.18	5.70
8.80	.42	.00	.02	.05	94.95	.11	4.45
8.90	.27	.00	.01	.04	96.17	.07	3.44
9.00	.17	.00	.01	.03	97.12	.04	2.63

LAGO ANNONE O.

% DISTRIBUTION OF THE CHEMICAL SPECIES OF CADMIUM

pH	Ca ⁺⁺	CaCl ⁺	CaSO ₄ [°]	CaOH ⁺	Ca(OH) ₂ [°]	CaHCO ₃ ⁺	CaCO ₃ [°]
6.00	72.65	.29	2.91	.06	.00	22.28	1.81
6.10	72.30	.29	2.90	.07	.00	22.17	2.27
6.20	71.87	.29	2.88	.09	.00	22.03	2.84
6.30	71.33	.29	2.86	.11	.00	21.86	3.55
6.40	70.66	.28	2.83	.14	.00	21.65	4.43
6.50	69.84	.28	2.80	.17	.00	21.40	5.51
6.60	68.83	.28	2.76	.22	.00	21.08	6.84
6.70	67.60	.27	2.71	.27	.00	20.70	8.45
6.80	66.11	.26	2.65	.33	.01	20.24	10.40
6.90	64.34	.26	2.58	.40	.01	19.68	12.73
7.00	62.23	.25	2.50	.49	.02	19.02	15.49
7.10	59.77	.24	2.40	.59	.03	18.26	18.72
7.20	56.93	.23	2.28	.71	.04	17.38	22.43
7.30	53.73	.22	2.15	.84	.06	16.38	26.62
7.40	50.18	.20	2.01	.99	.09	15.27	31.25
7.50	46.34	.19	1.86	1.15	.13	14.08	36.25
7.60	42.27	.17	1.69	1.33	.19	12.81	41.54
7.70	38.08	.15	1.53	1.50	.28	11.50	46.96
7.80	33.86	.14	1.36	1.68	.39	10.19	52.38
7.90	29.74	.12	1.19	1.86	.54	8.91	57.64
8.00	25.80	.10	1.03	2.03	.75	7.69	62.59
8.10	22.14	.09	.89	2.20	1.02	6.55	67.12
8.20	18.81	.08	.75	2.35	1.37	5.51	71.13
8.30	15.84	.06	.64	2.49	1.83	4.59	74.55
8.40	13.25	.05	.53	2.62	2.42	3.78	77.35
8.50	11.01	.04	.44	2.74	3.19	3.09	79.49
8.60	9.10	.04	.36	2.86	4.18	2.50	80.96
8.70	7.50	.03	.30	2.96	5.46	2.00	81.75
8.80	6.16	.02	.25	3.06	7.11	1.59	81.81
8.90	5.05	.02	.20	3.16	9.23	1.25	81.08
9.00	4.13	.02	.17	3.25	11.96	.98	79.50

LAGO ANNONE O.

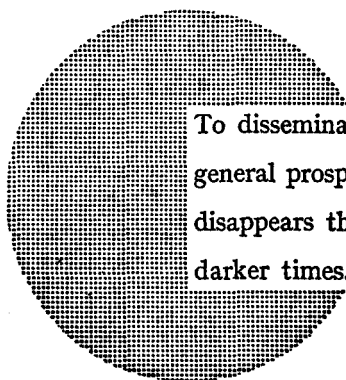
% DISTRIBUTION OF THE CHEMICAL SPECIES OF LEAD

pH	Pb ⁺⁺	PbCl ⁺	PbSO ₄ [°]	PbOH ⁺	Pb(OH) ₂ [°]	PbHCO ₃ ⁺	PbCO ₃ [°]
6.00	16.15	.03	1.63	.20	.00	31.24	50.76
6.10	14.27	.02	1.44	.22	.00	27.60	56.46
6.20	12.44	.02	1.25	.25	.00	24.06	61.98
6.30	10.72	.02	1.08	.27	.00	20.72	67.20
6.40	9.12	.01	.92	.29	.00	17.64	72.01
6.50	7.69	.01	.77	.30	.00	14.86	76.36
6.60	6.42	.01	.65	.32	.00	12.40	80.21
6.70	5.31	.01	.53	.33	.00	10.26	83.55
6.80	4.36	.01	.44	.34	.00	8.43	86.42
6.90	3.57	.01	.36	.35	.00	6.88	88.83
7.00	2.90	.00	.29	.36	.00	5.59	90.85
7.10	2.35	.00	.24	.37	.00	4.52	92.52
7.20	1.89	.00	.19	.37	.00	3.65	93.89
7.30	1.52	.00	.15	.38	.00	2.93	95.01
7.40	1.22	.00	.12	.38	.00	2.35	95.91
7.50	.98	.00	.10	.39	.01	1.88	96.64
7.60	.79	.00	.08	.39	.01	1.50	97.23
7.70	.63	.00	.06	.39	.01	1.20	97.70
7.80	.50	.00	.05	.40	.01	.96	98.08
7.90	.40	.00	.04	.40	.01	.76	98.38
8.00	.32	.00	.03	.40	.02	.61	98.62
8.10	.26	.00	.03	.41	.02	.48	98.80
8.20	.21	.00	.02	.41	.03	.38	98.95
8.30	.17	.00	.02	.42	.04	.31	99.06
8.40	.13	.00	.01	.42	.05	.24	99.14
8.50	.11	.00	.01	.43	.06	.19	99.19
8.60	.09	.00	.01	.44	.08	.15	99.23
8.70	.07	.00	.01	.45	.11	.12	99.24
8.80	.06	.00	.01	.47	.14	.10	99.23
8.90	.05	.00	.00	.49	.18	.08	99.20
9.00	.04	.00	.00	.51	.24	.06	99.15

NOTICE TO THE READER

All scientific and technical reports published by the Commission of the European Communities are announced in the monthly periodical "euro-abstracts". For subscription (1 year: B.Fr. 1 025,—) or free specimen copies please write to :

**Office for Official Publications
of the European Communities
Boîte postale 1003
Luxembourg
(Grand-Duchy of Luxembourg)**



To disseminate knowledge is to disseminate prosperity — I mean general prosperity and not individual riches — and with prosperity disappears the greater part of the evil which is our heritage from darker times.

Alfred Nobel

SALES OFFICES

The Office for Official Publications sells all documents published by the Commission of the European Communities at the addresses listed below, at the price given on cover. When ordering, specify clearly the exact reference and the title of the document.

UNITED KINGDOM

H.M. Stationery Office
P.O. Box 569
London S.E. 1 — Tel. 01-928 69 77, ext. 365

BELGIUM

Moniteur belge — Belgisch Staatsblad
Rue de Louvain 40-42 — Leuvenseweg 40-42
1000 Bruxelles — 1000 Brussel — Tel. 12 00 28
CCP 50-80 — Postgiro 50-80

Agency:
Librairie européenne — Europese Boekhandel
Rue de la Loi 244 — Wetstraat 244
1040 Bruxelles — 1040 Brussel

DENMARK

J.H. Schultz — Boghandel
Møntergade 19
DK 1116 København K — Tel. 14 11 95

FRANCE

*Service de vente en France des publications
des Communautés européennes — Journal officiel*
26, rue Desaix — 75 732 Paris - Cédex 15°
Tel. (1) 306 51 00 — CCP Paris 23-96

GERMANY (FR)

Verlag Bundesanzeiger
5 Köln 1 — Postfach 108 006
Tel. (0221) 21 03 48
Telex: Anzeiger Bonn 08 882 595
Postscheckkonto 834 00 Köln

GRAND DUCHY OF LUXEMBOURG

*Office for Official Publications
of the European Communities*
Boîte postale 1003 — Luxembourg
Tel. 4 79 41 — CCP 191-90
Compte courant bancaire: BIL 8-109/6003/200

IRELAND

Stationery Office — The Controller
Beggars Bush
Dublin 4 — Tel. 6 54 01

ITALY

Libreria dello Stato
Piazza G. Verdi 10
00198 Roma — Tel. (6) 85 08
CCP 1/2640

NETHERLANDS

Staatsdrukkerij- en uitgeverijbedrijf
Christoffel Plantijnstraat
's-Gravenhage — Tel. (070) 81 45 11
Postgiro 42 53 00

UNITED STATES OF AMERICA

European Community Information Service
2100 M Street, N.W.
Suite 707
Washington, D.C., 20 037 — Tel. 296 51 31

SWITZERLAND

Librairie Payot
6, rue Grenus
1211 Genève — Tel. 31 89 50
CCP 12-236 Genève

SWEDEN

Librairie C.E. Fritze
2, Fredsgatan
Stockholm 16
Post Giro 193, Bank Giro 73/4015

SPAIN

Libreria Mundi-Prensa
Castello 37
Madrid 1 — Tel. 275 51 31

OTHER COUNTRIES

*Office for Official Publications
of the European Communities*
Boîte postale 1003 — Luxembourg
Tel. 4 79 41 — CCP 191-90
Compte courant bancaire: BIL 8-109/6003/200