

Electricity prices for EU households on 1 July 1994: relative stability

These comments are based on prices expressed in purchasing power standard (PPS). Tables and graphics also give the prices in ECU, which allows comparison in both units.

A study of the variations in VAT-excluded prices from 1 January to 1 July 1994 reveals that:

- Highest recorded rises were in Greece, between 6.1% for D_a^* and 8.4% for D_d . In Germany, the rises affected only the Westliches Gebiet area (1.5% for D_a to 3.6% for D_b) and Frankfurt/M (1.2% for D_e to 3.6% for D_a). Prices were unchanged in the other areas.
- In France, growth was between 0.1 and 0.7%, and affected mainly the largest consumers.
- In Luxembourg, the rise was between 0.2% and 0.3%.
- In Belgium, prices for D_a and D_b increased by 0.2%, while those of D_c (-0.2%), D_d (-0.5%) and D_e (-1.2%) decreased.
- In Denmark, the fall was from -0.1 to -0.3%.
- In the United Kingdom, prices for Leeds remained unchanged. A fall was recorded in London for D_a (-1.6%) and D_b (-2.1%). In Birmingham, the fall was between -0.6% and -1.8% and in Glasgow between -1 and -1.9%.

* see table below for definition

Manuscript completed on =15.11.1994


For further information please contact:
Eurostat, L-2920 Luxembourg, tel. 4301-32040

Fax: 4301-34771

Price (excl. VAT) in Luxembourg: Subscription ECU 227

Catalogue number: CA-NL-94-034-EN-C

Five household standard consumers, coded D_a to D_e were chosen:

|  Standard consumer | Annual consumption (in kWh) | | Approx. subscribed demand (in kW) |
|---|-----------------------------|----------------|-----------------------------------|
| | Total | of which night | |
| D _a | 600 | | 3 |
| D _b | 1 200 | | 3 - 4 |
| D _c | 3 500 | 1 300 | 4 - 9 |
| D _d | 7 500 | 2 500 | 6 - 9 |
| D _e | 20 000 | 15 000 | 9 |

Prices for the standard consumers are given in national currencies, PPS (purchasing power standard as at 12 October for 1994) and in ECU (average value for July 1994).

| B | DK | D | GR | E | F | IRL | I | L | NL | P | UK |
|---------|------|------|--------|--------|------|------|---------|-------|------|--------|------|
| BFR | DKR | DM | DRA | PTA | FR | IRL | LIT | LFR | HKL | ESC | UKL |
| 1 PPS = | | | | | | | | | | | |
| 40.77 | 9.21 | 2.25 | 253.16 | 126.90 | 6.73 | 0.67 | 1666.67 | 41.77 | 2.24 | 150.83 | 0.70 |
| 1 ECU = | | | | | | | | | | | |
| 39.52 | 7.53 | 1.92 | 289.85 | 158.23 | 6.57 | 0.80 | 1923.08 | 39.52 | 2.15 | 196.85 | 0.79 |


PRIX DE L'ELECTRICITE POUR USAGES DOMESTIQUES

| JULI 01 JULY 1994 JUILLET | NATIONALE WAEHRUNG NATIONAL CURRENCY / KWH MONNAIE NATIONALE | | | KKS | PPS | SPA / 100 KWH | ECUS / 100 KWH | | |
|---|--|--|--|--|--|---------------------------------------|--|--|--|
| | STEUERN INBEGR. TAXES COMPRISES | OHNE MWST. VAT EXCL. HORS TVA | OHNE STEUERN TAXES EXCL. HORS TAXES | | | | STEUERN INBEGR. TAXES COMPRISES | OHNE MWST. VAT EXCL. HORS TVA | OHNE STEUERN TAXES EXCL. HORS TAXES |
| VERBRAUCHER-TYPEN STANDARD CONSUMERS CONSOMMATEURS TYPE | STEUERN INBEGR. TAXES COMPRISES | OHNE MWST. VAT EXCL. HORS TVA | OHNE STEUERN TAXES EXCL. HORS TAXES | STEUERN INBEGR. TAXES COMPRISES | OHNE MWST. VAT EXCL. HORS TVA | OHNE STEUERN TAXES COMPRISES | STEUERN INBEGR. TAXES COMPRISES | OHNE MWST. VAT EXCL. HORS TVA | OHNE STEUERN TAXES EXCL. HORS TAXES |
| BELGIQUE (BFR) NATIONAL | | | | | | | | | |
| DA | 8.76 | 7.26 | 7.21 | 21.49 | 17.81 | 17.69 | 22.16 | 18.37 | 18.24 |
| DB | 7.94 | 6.59 | 6.54 | 19.48 | 16.17 | 16.04 | 20.09 | 16.67 | 16.55 |
| DC | 5.71 | 4.74 | 4.69 | 14.01 | 11.63 | 11.50 | 14.45 | 11.99 | 11.87 |
| DD | 5.16 | 4.27 | 4.22 | 12.66 | 10.47 | 10.35 | 13.05 | 10.80 | 10.68 |
| DE | 3.27 | 2.70 | 2.65 | 8.02 | 6.62 | 6.50 | 8.27 | 6.83 | 6.70 |
| DANMARK (ORE) NATIONAL | | | | | | | | | |
| DA | 171.09 | 136.87 | 96.87 | 18.65 | 14.92 | 10.56 | 22.75 | 18.20 | 12.88 |
| DB | 133.33 | 106.66 | 66.66 | 14.53 | 11.63 | 7.27 | 17.73 | 14.19 | 8.87 |
| DC | 108.55 | 86.84 | 46.84 | 11.83 | 9.47 | 5.11 | 14.44 | 11.55 | 6.23 |
| DD | 101.24 | 80.99 | 40.99 | 11.04 | 8.83 | 4.47 | 13.46 | 10.77 | 5.45 |
| DE | 89.91 | 71.93 | 34.73 | 9.80 | 7.84 | 3.79 | 11.96 | 9.57 | 4.62 |
| DEUTSCHLAND (PF) DUESSELDORF | | | | | | | | | |
| DA | 45.79 | 39.82 | 36.50 | 20.33 | 17.68 | 16.21 | 23.86 | 20.75 | 19.02 |
| DB | 37.64 | 32.73 | 30.00 | 16.71 | 14.53 | 13.32 | 19.61 | 17.05 | 15.63 |
| DC | 31.86 | 27.70 | 25.39 | 14.15 | 12.30 | 11.27 | 16.60 | 14.43 | 13.23 |
| DD | 29.38 | 25.55 | 23.42 | 13.04 | 11.34 | 10.40 | 15.31 | 13.31 | 12.20 |
| DE | 16.56 | 14.40 | 13.20 | 7.35 | 6.39 | 5.86 | 8.63 | 7.50 | 6.88 |
| HAMBURG | | | | | | | | | |
| DA | 55.26 | 48.05 | 44.00 | 24.54 | 21.33 | 19.54 | 28.79 | 25.03 | 22.92 |
| DB | 42.70 | 37.13 | 34.00 | 18.96 | 16.49 | 15.10 | 22.25 | 19.34 | 17.71 |
| DC | 31.93 | 27.77 | 25.43 | 14.18 | 12.33 | 11.29 | 16.64 | 14.47 | 13.25 |
| DD | 28.97 | 25.19 | 23.07 | 12.86 | 11.18 | 10.24 | 15.09 | 13.12 | 12.02 |
| DE | 17.41 | 15.14 | 13.86 | 7.73 | 6.72 | 6.15 | 9.07 | 7.89 | 7.22 |
| HANNOVER | | | | | | | | | |
| DA | 41.59 | 36.16 | 33.18 | 18.47 | 16.06 | 14.73 | 21.67 | 18.84 | 17.29 |
| DB | 35.33 | 30.73 | 28.19 | 15.69 | 13.64 | 12.52 | 18.41 | 16.01 | 14.69 |
| DC | 29.20 | 25.39 | 23.30 | 12.96 | 11.27 | 10.35 | 15.21 | 13.23 | 12.14 |
| DD | 27.76 | 24.14 | 22.15 | 12.33 | 10.72 | 9.83 | 14.46 | 12.58 | 11.54 |
| DE | 16.52 | 14.37 | 13.18 | 7.33 | 6.38 | 5.85 | 8.61 | 7.49 | 6.87 |
| WESTLICHES GEBIET | | | | | | | | | |
| DA | 50.06 | 43.53 | 39.90 | 22.23 | 19.33 | 17.72 | 26.08 | 22.68 | 20.79 |
| DB | 37.51 | 32.62 | 29.90 | 16.65 | 14.48 | 13.28 | 19.54 | 17.00 | 15.58 |
| DC | 27.83 | 24.20 | 22.18 | 12.36 | 10.74 | 9.85 | 14.50 | 12.61 | 11.56 |
| DD | 24.88 | 21.64 | 19.83 | 11.05 | 9.61 | 8.80 | 12.96 | 11.27 | 10.33 |
| DE | 15.54 | 13.52 | 12.39 | 6.90 | 6.00 | 5.50 | 8.10 | 7.04 | 6.46 |
| FRANKFURT/M | | | | | | | | | |
| DA | 41.06 | 35.71 | 33.00 | 18.23 | 15.86 | 14.65 | 21.39 | 18.60 | 17.19 |
| DB | 36.33 | 31.59 | 29.20 | 16.13 | 14.03 | 12.96 | 18.93 | 16.46 | 15.21 |
| DC | 29.98 | 26.07 | 24.09 | 13.31 | 11.58 | 10.70 | 15.62 | 13.58 | 12.55 |
| DD | 28.68 | 24.94 | 23.05 | 12.73 | 11.07 | 10.23 | 14.94 | 12.99 | 12.01 |
| DE | 15.20 | 13.22 | 12.22 | 6.75 | 5.87 | 5.43 | 7.92 | 6.89 | 6.37 |

PRIX DE L'ELECTRICITE POUR USAGES DOMESTIQUES

| JULI 01 JULY 1994 JUILLET | | NATIONALE WAEHRUNG NATIONAL CURRENCY / KWH MONNAIE NATIONALE | | | KKS | PPS | SPA / 100 KWH | ECUS / 100 KWH | | |
|---------------------------------|--|--|--|--|--------------------------------------|--|--|--------------------------------------|--|--|
| VERBRAUCHER-TYPEN | STEUERN INBEGR. WITH TAXES COMPRISES | OHNE MWST. VAT EXCL. HORS TVA | OHNE STEUERN TAXES EXCL. HORS TAXES | STEUERN INBEGR. WITH TAXES COMPRISES | OHNE MWST. VAT EXCL. TVA | OHNE STEUERN TAXES EXCL. TAXES | STEUERN INBEGR. WITH TAXES COMPRISES | OHNE MWST. VAT EXCL. TVA | OHNE STEUERN TAXES EXCL. TAXES | |
| DEUTSCHLAND (PF) | | | | | | | | | | |
| STUTTGART | | | | | | | | | | |
| DA | 59.69 | 51.90 | 48.10 | 26.50 | 23.04 | 21.36 | 31.10 | 27.04 | 25.06 | |
| DB | 43.80 | 38.09 | 35.30 | 19.45 | 16.91 | 15.67 | 22.82 | 19.84 | 18.39 | |
| DC | 30.25 | 26.30 | 24.37 | 13.43 | 11.68 | 10.82 | 15.76 | 13.70 | 12.70 | |
| DD | 27.14 | 23.60 | 21.87 | 12.05 | 10.48 | 9.71 | 14.14 | 12.30 | 11.39 | |
| DE | 15.55 | 13.52 | 12.53 | 6.90 | 6.00 | 5.56 | 8.10 | 7.04 | 6.53 | |
| MUENCHEN | | | | | | | | | | |
| DA | 43.54 | 37.86 | 34.99 | 19.33 | 16.81 | 15.54 | 22.68 | 19.73 | 18.23 | |
| DB | 40.43 | 35.15 | 32.49 | 17.95 | 15.61 | 14.43 | 21.06 | 18.31 | 16.93 | |
| DC | 34.30 | 29.83 | 27.57 | 15.23 | 13.24 | 12.24 | 17.87 | 15.54 | 14.36 | |
| DD | 33.43 | 29.07 | 26.87 | 14.84 | 12.91 | 11.93 | 17.42 | 15.15 | 14.00 | |
| DE | 18.45 | 16.04 | 14.83 | 8.19 | 7.12 | 6.58 | 9.61 | 8.36 | 7.73 | |
| SUEDLICHES GEBIET | | | | | | | | | | |
| DA | 66.69 | 58.00 | 53.60 | 29.61 | 25.75 | 23.80 | 34.75 | 30.22 | 27.93 | |
| DB | 48.40 | 42.09 | 38.90 | 21.49 | 18.69 | 17.27 | 25.22 | 21.93 | 20.27 | |
| DC | 33.75 | 29.35 | 27.12 | 14.99 | 13.03 | 12.04 | 17.58 | 15.29 | 14.13 | |
| DD | 30.18 | 26.24 | 24.25 | 13.40 | 11.65 | 10.77 | 15.72 | 13.67 | 12.63 | |
| DE | 17.52 | 15.24 | 14.08 | 7.78 | 6.77 | 6.25 | 9.13 | 7.94 | 7.34 | |
| ERFURT | | | | | | | | | | |
| DA | 47.96 | 41.70 | 41.70 | 21.29 | 18.51 | 18.51 | 24.99 | 21.73 | 21.73 | |
| DB | 37.03 | 32.20 | 32.20 | 16.44 | 14.30 | 14.30 | 19.29 | 16.78 | 16.78 | |
| DC | 27.47 | 23.89 | 23.89 | 12.20 | 10.61 | 10.61 | 14.31 | 12.45 | 12.45 | |
| DD | 25.48 | 22.15 | 22.15 | 11.31 | 9.83 | 9.83 | 13.28 | 11.54 | 11.54 | |
| DE | 15.34 | 13.34 | 13.34 | 6.81 | 5.92 | 5.92 | 7.99 | 6.95 | 6.95 | |
| LEIPZIG | | | | | | | | | | |
| DA | 44.74 | 38.90 | 38.90 | 19.86 | 17.27 | 17.27 | 23.31 | 20.27 | 20.27 | |
| DB | 33.18 | 28.85 | 28.85 | 14.73 | 12.81 | 12.81 | 17.29 | 15.03 | 15.03 | |
| DC | 24.90 | 21.65 | 21.65 | 11.06 | 9.61 | 9.61 | 12.97 | 11.28 | 11.28 | |
| DD | 22.15 | 19.26 | 19.26 | 9.83 | 8.55 | 8.55 | 11.54 | 10.03 | 10.03 | |
| DE | 13.83 | 12.03 | 12.03 | 6.14 | 5.34 | 5.34 | 7.21 | 6.27 | 6.27 | |
| ROSTOCK | | | | | | | | | | |
| DA | 43.89 | 38.17 | 38.17 | 19.49 | 16.95 | 16.95 | 22.87 | 19.89 | 19.89 | |
| DB | 35.74 | 31.08 | 31.08 | 15.87 | 13.80 | 13.80 | 18.62 | 16.19 | 16.19 | |
| DC | 28.98 | 25.20 | 25.20 | 12.87 | 11.19 | 11.19 | 15.10 | 13.13 | 13.13 | |
| DD | 27.52 | 23.93 | 23.93 | 12.22 | 10.62 | 10.62 | 14.34 | 12.47 | 12.47 | |
| DE | 15.76 | 13.70 | 13.70 | 7.00 | 6.08 | 6.08 | 8.21 | 7.14 | 7.14 | |
| ELLAS (DRA) | | | | | ATHINAI | | | | | |
| DA | 26.64 | 22.58 | 22.58 | 10.52 | 8.92 | 8.92 | 9.19 | 7.79 | 7.79 | |
| DB | 25.62 | 21.71 | 21.71 | 10.12 | 8.58 | 8.58 | 8.84 | 7.49 | 7.49 | |
| DC | 22.58 | 19.13 | 19.13 | 8.92 | 7.56 | 7.56 | 7.79 | 6.60 | 6.60 | |
| DD | 23.51 | 19.92 | 19.92 | 9.29 | 7.87 | 7.87 | 8.11 | 6.87 | 6.87 | |
| DE | 17.26 | 14.62 | 14.62 | 6.82 | 5.77 | 5.77 | 5.95 | 5.04 | 5.04 | |


PRIX DE L'ELECTRICITE POUR USAGES DOMESTIQUES

| JULI 01 JULY 1994 JUILLET | NATIONALE WAEHRUNG NATIONAL CURRENCY / KWH MONNAIE NATIONALE | | | KKS | PPS | SPA / 100 KWH | ECUS / 100 KWH | | |  |
|---------------------------------|--|--|--|-------|-------|---------------|--|--|--|---|
| | VERBRAUCHER-TYPEN STANDARD CONSUMERS CONSOMMATEURS TYPE | STEUERN INBEGR. WITH TAXES COMPRISES | OHNE MWST. VAT EXCL. HORS TVA | | | | OHNE STEUERN TAXES EXCL. HORS TAXES | STEUERN INBEGR. WITH TAXES COMPRISES | OHNE MWST. VAT EXCL. HORS TVA | |
| ESPANA (PTA) MADRID | | | | | | | | | | |
| DA | 24.82 | 21.58 | 21.58 | 19.56 | 17.01 | 17.01 | 15.69 | 13.64 | 13.64 | |
| DB | 24.82 | 21.58 | 21.58 | 19.56 | 17.01 | 17.01 | 15.69 | 13.64 | 13.64 | |
| DC | 19.41 | 16.88 | 16.88 | 15.30 | 13.30 | 13.30 | 12.27 | 10.67 | 10.67 | |
| DD | 17.81 | 15.49 | 15.49 | 14.03 | 12.21 | 12.21 | 11.26 | 9.79 | 9.79 | |
| DE | 12.70 | 11.04 | 11.04 | 10.01 | 8.70 | 8.70 | 8.03 | 6.98 | 6.98 | |
| FRANCE (CENT.) PARIS | | | | | | | | | | |
| DA | 116.77 | 101.13 | 91.47 | 17.40 | 15.07 | 13.63 | 17.75 | 15.37 | 13.90 | |
| DB | 102.50 | 87.76 | 79.38 | 15.27 | 13.08 | 11.83 | 15.58 | 13.34 | 12.07 | |
| DC | 86.94 | 75.49 | 68.28 | 12.95 | 11.25 | 10.17 | 13.21 | 11.47 | 10.38 | |
| DD | 83.82 | 72.45 | 65.53 | 12.49 | 10.80 | 9.76 | 12.74 | 11.01 | 9.96 | |
| DE | 67.55 | 58.48 | 52.89 | 10.06 | 8.71 | 7.88 | 10.27 | 8.89 | 8.04 | |
| FRANCE (CENT.) LILLE | | | | | | | | | | |
| DA | 115.73 | 100.25 | 91.47 | 17.24 | 14.94 | 13.63 | 17.59 | 15.24 | 13.90 | |
| DB | 101.60 | 87.00 | 79.38 | 15.14 | 12.96 | 11.83 | 15.44 | 13.22 | 12.07 | |
| DC | 86.17 | 74.84 | 68.28 | 12.84 | 11.15 | 10.17 | 13.10 | 11.38 | 10.38 | |
| DD | 83.07 | 71.82 | 65.53 | 12.38 | 10.70 | 9.76 | 12.63 | 10.92 | 9.96 | |
| DE | 66.95 | 57.97 | 52.89 | 9.98 | 8.64 | 7.88 | 10.18 | 8.81 | 8.04 | |
| FRANCE (CENT.) STRASBOURG | | | | | | | | | | |
| DA | 108.79 | 94.40 | 91.47 | 16.21 | 14.07 | 13.63 | 16.54 | 14.35 | 13.90 | |
| DB | 95.57 | 81.92 | 79.38 | 14.24 | 12.21 | 11.83 | 14.53 | 12.45 | 12.07 | |
| DC | 80.98 | 70.47 | 68.28 | 12.07 | 10.50 | 10.17 | 12.31 | 10.71 | 10.38 | |
| DD | 78.10 | 67.63 | 65.53 | 11.64 | 10.08 | 9.76 | 11.87 | 10.28 | 9.96 | |
| DE | 62.93 | 54.59 | 52.89 | 9.38 | 8.13 | 7.88 | 9.57 | 8.30 | 8.04 | |
| FRANCE (CENT.) LYON | | | | | | | | | | |
| DA | 115.73 | 100.25 | 91.47 | 17.24 | 14.94 | 13.63 | 17.59 | 15.24 | 13.90 | |
| DB | 101.60 | 87.00 | 79.38 | 15.14 | 12.96 | 11.83 | 15.44 | 13.22 | 12.07 | |
| DC | 86.17 | 74.84 | 68.28 | 12.84 | 11.15 | 10.17 | 13.10 | 11.38 | 10.38 | |
| DD | 83.07 | 71.82 | 65.53 | 12.38 | 10.70 | 9.76 | 12.63 | 10.92 | 9.96 | |
| DE | 66.95 | 57.97 | 52.89 | 9.98 | 8.64 | 7.88 | 10.18 | 8.81 | 8.04 | |
| FRANCE (CENT.) MARSEILLE | | | | | | | | | | |
| DA | 115.73 | 100.25 | 91.47 | 17.24 | 14.94 | 13.63 | 17.59 | 15.24 | 13.90 | |
| DB | 101.60 | 87.00 | 79.38 | 15.14 | 12.96 | 11.83 | 15.44 | 13.22 | 12.07 | |
| DC | 86.17 | 74.84 | 68.28 | 12.84 | 11.15 | 10.17 | 13.10 | 11.38 | 10.38 | |
| DD | 83.07 | 71.82 | 65.53 | 12.38 | 10.70 | 9.76 | 12.63 | 10.92 | 9.96 | |
| DE | 66.95 | 57.97 | 52.89 | 9.98 | 8.64 | 7.88 | 10.18 | 8.81 | 8.04 | |
| FRANCE (CENT.) TOULOUSE | | | | | | | | | | |
| DA | 115.73 | 100.25 | 91.47 | 17.24 | 14.94 | 13.63 | 17.59 | 15.24 | 13.90 | |
| DB | 101.60 | 87.00 | 79.38 | 15.14 | 12.96 | 11.83 | 15.44 | 13.22 | 12.07 | |
| DC | 86.17 | 74.84 | 68.28 | 12.84 | 11.15 | 10.17 | 13.10 | 11.38 | 10.38 | |
| DD | 83.07 | 71.82 | 65.53 | 12.38 | 10.70 | 9.76 | 12.63 | 10.92 | 9.96 | |
| DE | 66.95 | 57.97 | 52.89 | 9.98 | 8.64 | 7.88 | 10.18 | 8.81 | 8.04 | |

PRIX DE L'ELECTRICITE POUR USAGES DOMESTIQUES

| JULI 01 JULY 1994 JUILLET | | NATIONALE WAEHRUNG NATIONAL CURRENCY / KWH MONNAIE NATIONALE | | | KKS | PPS | SPA / 100 KWH | ECUS / 100 KWH | | |
|---------------------------------|--------------------|--|-----------------|--------------------|---------------|-----------------|--------------------|----------------|-----------------|-----------------|
| VERBRAUCHER-TYPEN | STEUERN INBEGR. | OHNE MWST. | OHNE STEUERN | STEUERN INBEGR. | OHNE MWST. | OHNE STEUERN | STEUERN INBEGR. | OHNE MWST. | OHNE STEUERN | OHNE STEUERN |
| STANDARD CONSUMERS | WITH TAXES | VAT EXCL. | TAXES EXCL. | WITH TAXES | VAT EXCL. | TAXES EXCL. | WITH TAXES | VAT EXCL. | TAXES EXCL. | TAXES EXCL. |
| CONSUMMATEURS TYPE | TAXES COMPRISES | HORS TVA | HORS TAXES | TAXES COMPRISES | HORS TVA | HORS TAXES | TAXES COMPRISES | HORS TVA | HORS TAXES | HORS TAXES |
| IRELAND (P) | | | | | | DUBLIN | | | | |
| DA | 11.239 | 9.990 | 9.990 | 16.75 | 14.89 | 14.89 | 14.05 | 12.49 | 12.49 | |
| DB | 9.444 | 8.395 | 8.395 | 14.07 | 12.51 | 12.51 | 11.81 | 10.49 | 10.49 | |
| DC | 6.578 | 5.847 | 5.847 | 9.80 | 8.71 | 8.71 | 8.22 | 7.31 | 7.31 | |
| DD | 6.423 | 5.709 | 5.709 | 9.57 | 8.51 | 8.51 | 8.03 | 7.14 | 7.14 | |
| DE | 4.350 | 3.867 | 3.867 | 6.48 | 5.76 | 5.76 | 5.44 | 4.83 | 4.83 | |
| ITALIA (LIT) | | | | | | NATIONAL | | | | |
| DA | 128.18 | 117.60 | 95.80 | 7.69 | 7.06 | 5.75 | 6.67 | 6.12 | 4.98 | |
| DB | 145.33 | 133.33 | 115.53 | 8.72 | 8.00 | 6.93 | 7.56 | 6.93 | 6.01 | |
| DC | 396.18 | 363.47 | 300.47 | 23.77 | 21.81 | 18.03 | 20.60 | 18.90 | 15.62 | |
| DD | 365.52 | 335.34 | 272.34 | 21.93 | 20.12 | 16.34 | 19.01 | 17.44 | 14.16 | |
| DE | | | | | | | | | | |
| G. D. LUXEMBOURG (LFR) | | | | | | NATIONAL | | | | |
| DA | 8.83 | 8.33 | 8.33 | 21.13 | 19.93 | 19.93 | 22.33 | 21.06 | 21.06 | |
| DB | 6.60 | 6.23 | 6.23 | 15.80 | 14.91 | 14.91 | 16.70 | 15.75 | 15.75 | |
| DC | 4.41 | 4.16 | 4.16 | 10.56 | 9.96 | 9.96 | 11.15 | 10.52 | 10.52 | |
| DD | 4.27 | 4.03 | 4.03 | 10.22 | 9.65 | 9.65 | 10.81 | 10.19 | 10.19 | |
| DE | 2.89 | 2.72 | 2.72 | 6.91 | 6.52 | 6.52 | 7.30 | 6.89 | 6.89 | |
| NEDERLANDS (CENTS) | | | | | | ROTTERDAM | | | | |
| DA | 36.12 | 30.74 | 30.74 | 16.11 | 13.71 | 13.71 | 16.80 | 14.29 | 14.29 | |
| DB | 29.95 | 25.49 | 25.49 | 13.36 | 11.37 | 11.37 | 13.93 | 11.85 | 11.85 | |
| DC | 23.14 | 19.69 | 19.69 | 10.32 | 8.78 | 8.78 | 10.76 | 9.16 | 9.16 | |
| DD | 21.43 | 18.24 | 18.24 | 9.56 | 8.14 | 8.14 | 9.96 | 8.48 | 8.48 | |
| DE | 14.88 | 12.66 | 12.66 | 6.64 | 5.65 | 5.65 | 6.92 | 5.89 | 5.89 | |
| | | | | | | NOORD-HOLLAND | | | | |
| DA | 30.64 | 26.08 | 26.08 | 13.67 | 11.63 | 11.63 | 14.25 | 12.13 | 12.13 | |
| DB | 25.06 | 21.33 | 21.33 | 11.18 | 9.51 | 9.51 | 11.65 | 9.92 | 9.92 | |
| DC | 20.42 | 17.38 | 17.38 | 9.11 | 7.75 | 7.75 | 9.50 | 8.08 | 8.08 | |
| DD | 19.22 | 16.36 | 16.36 | 8.57 | 7.30 | 7.30 | 8.94 | 7.61 | 7.61 | |
| DE | 13.88 | 11.81 | 11.81 | 6.19 | 5.27 | 5.27 | 6.45 | 5.49 | 5.49 | |
| | | | | | | NOORD-BRABANT | | | | |
| DA | 31.53 | 26.83 | 26.83 | 14.06 | 11.97 | 11.97 | 14.66 | 12.48 | 12.48 | |
| DB | 24.59 | 20.93 | 20.93 | 10.97 | 9.33 | 9.33 | 11.43 | 9.73 | 9.73 | |
| DC | 18.49 | 15.74 | 15.74 | 8.25 | 7.02 | 7.02 | 8.60 | 7.32 | 7.32 | |
| DD | 16.90 | 14.38 | 14.38 | 7.54 | 6.41 | 6.41 | 7.86 | 6.69 | 6.69 | |
| DE | 12.53 | 10.66 | 10.66 | 5.59 | 4.75 | 4.75 | 5.83 | 4.96 | 4.96 | |
| PORTUGAL (ESC) | | | | | | LISBOA | | | | |
| DA | 26.250 | 25.000 | 24.800 | 17.40 | 16.58 | 16.44 | 13.34 | 12.70 | 12.60 | |
| DB | 30.080 | 28.650 | 28.550 | 19.94 | 18.99 | 18.93 | 15.28 | 14.55 | 14.50 | |
| DC | 25.920 | 24.690 | 24.650 | 17.18 | 16.37 | 16.34 | 13.17 | 12.54 | 12.52 | |
| DD | 23.000 | 21.910 | 21.890 | 15.25 | 14.53 | 14.51 | 11.68 | 11.13 | 11.12 | |
| DE | 17.120 | 16.310 | 16.310 | 11.35 | 10.81 | 10.81 | 8.70 | 8.29 | 8.29 | |

PRIX DE L'ELECTRICITE POUR USAGES DOMESTIQUES

| JULI 01 JULY 1994 JUILLET | NATIONALE WAEHRUNG NATIONAL CURRENCY / KWH MONNAIE NATIONALE | | | KKS | PPS | SPA / 100 KWH | ECUS / 100 KWH | | |  |
|---------------------------------|--|--|--|------------|-------|---------------|--|--|--|---|
| | STEUERN INBEGR. WITH TAXES COMPRISES | OHNE MWST. VAT EXCL. HORS TVA | OHNE STEUERN TAXES EXCL. HORS TAXES | | | | STEUERN INBEGR. WITH TAXES COMPRISES | OHNE MWST. VAT EXCL. HORS TVA | OHNE STEUERN TAXES EXCL. HORS TAXES | |
| VERBRAUCHER-TYPEN | STEUERN | OHNE | OHNE | STEUERN | OHNE | OHNE | STEUERN | OHNE | OHNE | |
| STANDARD CONSUMERS | INBEGR. | MWST. | STEUERN | INBEGR. | MWST. | STEUERN | INBEGR. | MWST. | STEUERN | |
| CONSUMMATEURS TYPE | TAXES | EXCL. | TAXES | TAXES | EXCL. | TAXES | TAXES | EXCL. | TAXES | |
| | COMPRISES | TVA | TAXES | COMPRISES | TVA | TAXES | COMPRISES | TVA | TAXES | |
| UNITED KINGDOM (P) | | | | LONDON | | | | | | |
| DA | 16.445 | 15.227 | 15.227 | 23.60 | 21.85 | 21.85 | 20.80 | 19.26 | 19.26 | |
| DB | 12.046 | 11.153 | 11.153 | 17.29 | 16.00 | 16.00 | 15.24 | 14.11 | 14.11 | |
| DC | 8.204 | 7.596 | 7.596 | 11.77 | 10.90 | 10.90 | 10.38 | 9.61 | 9.61 | |
| DD | 7.398 | 6.850 | 6.850 | 10.62 | 9.83 | 9.83 | 9.36 | 8.67 | 8.67 | |
| DE | 4.637 | 4.294 | 4.294 | 6.65 | 6.16 | 6.16 | 5.87 | 5.43 | 5.43 | |
| | | | | LEEDS | | | | | | |
| DA | 15.091 | 13.973 | 13.973 | 21.66 | 20.05 | 20.05 | 19.09 | 17.68 | 17.68 | |
| DB | 11.444 | 10.597 | 10.597 | 16.42 | 15.21 | 15.21 | 14.48 | 13.41 | 13.41 | |
| DC | 7.945 | 7.357 | 7.357 | 11.40 | 10.56 | 10.56 | 10.05 | 9.31 | 9.31 | |
| DD | 7.273 | 6.735 | 6.735 | 10.44 | 9.66 | 9.66 | 9.20 | 8.52 | 8.52 | |
| DE | 4.638 | 4.294 | 4.294 | 6.66 | 6.16 | 6.16 | 5.87 | 5.43 | 5.43 | |
| | | | | BIRMINGHAM | | | | | | |
| DA | 14.083 | 13.040 | 13.040 | 20.21 | 18.71 | 18.71 | 17.81 | 16.50 | 16.50 | |
| DB | 10.919 | 10.110 | 10.110 | 15.67 | 14.51 | 14.51 | 13.81 | 12.79 | 12.79 | |
| DC | 7.906 | 7.320 | 7.320 | 11.35 | 10.50 | 10.50 | 10.00 | 9.26 | 9.26 | |
| DD | 7.281 | 6.741 | 6.741 | 10.45 | 9.67 | 9.67 | 9.21 | 8.53 | 8.53 | |
| DE | 4.553 | 4.216 | 4.216 | 6.53 | 6.05 | 6.05 | 5.76 | 5.33 | 5.33 | |
| | | | | GLASGOW | | | | | | |
| DA | 14.830 | 13.730 | 13.730 | 21.28 | 19.70 | 19.70 | 18.76 | 17.37 | 17.37 | |
| DB | 11.190 | 10.360 | 10.360 | 16.06 | 14.87 | 14.87 | 14.16 | 13.11 | 13.11 | |
| DC | 8.150 | 7.550 | 7.550 | 11.70 | 10.83 | 10.83 | 10.31 | 9.55 | 9.55 | |
| DD | 7.340 | 6.800 | 6.800 | 10.53 | 9.76 | 9.76 | 9.29 | 8.60 | 8.60 | |
| DE | 4.600 | 4.260 | 4.260 | 6.60 | 6.11 | 6.11 | 5.82 | 5.39 | 5.39 | |

PRIX DE L'ELECTRICITE POUR USAGES DOMESTIQUES

| | | |
|---|-----|-------------------|
| 1 | B | BELGIQUE NATIONAL |
| 2 | DK | DANMARK NATIONAL |
| 3 | D | DUESSELDORF |
| 4 | GR | ATHINAI |
| 5 | E | MADRID |
| 6 | F | PARIS |
| 7 | IRL | DUBLIN |
| 8 | I | ITALIE NATIONAL |

| | | |
|----|----|------------|
| 9 | L | LUXEMBOURG |
| 10 | NL | ROTTERDAM |
| 11 | P | LISBOA |
| 12 | UK | LONDON |

 KK5/MWh PPS/MWh SPA/MWh
 ECU/MWh

(1) STEUERN INBEGR./ TAXES INCL./ TAXES COMPRISES

(2) OHNE MWSL/ VAT EXCL./ HORS TVA

(3) OHNE STEUERN/TAXES EXCL./ HORS TAXES

