

Number of asylum applicants on rise during the first quarter of 2011

More asylum seekers in EU-27 mainly due to the sharp increase of applicants from Tunisia since February 2011

The number of Tunisians applying for asylum in the EU-27 increased sharply from around 50 per month in 2010, to 1 100 and 1 200 in February and March 2011 respectively. Nearly 90 % of Tunisians applied for international protection in Italy.

Overall, the number of asylum seekers in the EU-27 during the first quarter of 2011 increased by 4 000 compared with the same period of the previous year. In total, nearly 66 000 persons sought asylum in one of the EU Member States.

France and Germany remained the top destination countries of asylum applicants with 14 300 and 12 000 applicants respectively.

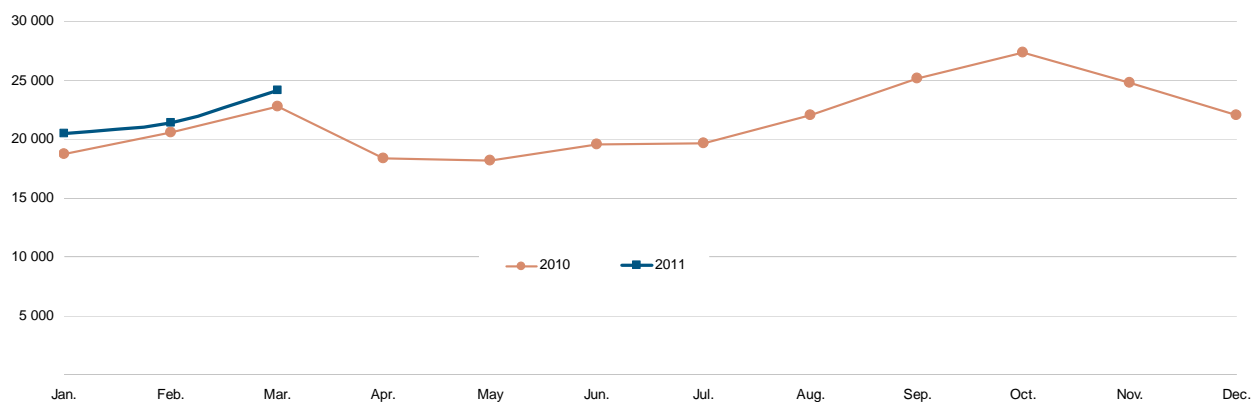
Germany (+ 2 700) and Italy (+1 300) recorded the highest increases in numbers of applicants in absolute terms compared to the first quarter of

2010, while Sweden (- 1 900) and the Netherlands (-700) recorded the largest falls.

In the first quarter of 2011, the main citizenships of people seeking asylum in the EU-27 were Afghans (5 800), followed by Russians (4 100) and Iraqis (3 800). Tunisians (2 500) are now ranked eighth among the main countries of citizenship of asylum seekers.

55 600 first instance decisions on asylum applications were issued in the EU-27 during the first quarter of 2011. One out of four of such decisions was positive; in total 13 500 persons received some type of protection status, including refugee status (6 800 decisions), subsidiary protection (4 600 decisions) or authorisation to stay for humanitarian reasons (2 100 decisions).

Figure 1: Asylum applicants, EU-27, January 2010 – March 2011



Source: Eurostat (online data code: [migr_asyappctzm](#))

40 % of all applicants sought asylum in Germany and France

Nearly 66 000 third-country nationals (persons who are not citizens of an EU Member State) applied for asylum in the EU-27 during the first quarter of 2011 (Table 1). This represents an increase of 4 000 compared with the same quarter of the previous year.¹ The number of asylum seekers increased slightly each month. To some extent, this resulted from the large influx of applicants from Tunisia (2 470 in Q1 2011 compared with 105 in Q1 2010), as well as from the increasing number of applicants from Pakistan (2 795 vs. 1 730) and Ivory Coast (1 120 vs. 365) (Table 2).

While Germany and Italy recorded the highest increases in absolute terms (2 700 and 1 300 respectively), the number of asylum seekers more than tripled in Luxembourg due to the large increase in asylum seekers from Serbia.² As a result Luxembourg became the country with the highest number of applicants relative to population (960 applicants per million inhabitants) (Table 1).

Sweden reported by far the sharpest drop in applicants in absolute terms during the first quarter of 2011. In total 1 900 fewer third-country nationals applied for asylum in Sweden compared with the first quarter of 2010. This drop resulted mainly from the large decrease in applicants from Somalia (1 200 fewer).

With 14 335 and 12 035 applicants respectively, France and Germany remained the top destination countries in the EU for people seeking asylum.

Citizens of more than 140 countries outside the European Union applied for asylum in the EU-27 during the first quarter of 2011. The highest number of applications was lodged by Afghan citizens (5 765) followed by Russians (4 140), Iraqis (3 790) and Serbians (3 775) (Table 2).

Due to the sharp increase in applicants during February and March 2011, Tunisians (2 470 applicants) entered the list of top ten countries of citizenship of asylum seekers. Nearly 98 per cent of applicants from Tunisia were males (Figure 5) with approximately nine out ten applicants aged 18-34 (Table 4).

¹ Another insight into the observation of the development of the number of asylum applicants represents the change over the previous quarter. Given the available historical statistics the number of applicants usually drops during the months January-March compared to the period October-December.

² Very high relative increases recorded in Latvia, Slovenia and Estonia during this period relate to low absolute changes.

90 per cent of Tunisians applying for asylum in the EU-27 lodged their application in Italy which highlights the importance of geographical proximity as one of the potential factors influencing the choice of the destination country for asylum seekers (Table 6). Among other such factors are the social and economic situation, the presence of certain ethnic communities, immigration policy in the country of destination, language or historical ties or the activities of people traffickers.

Similarly to Tunisians applying for asylum in Italy, other examples of high concentration of applicants of certain citizenship in one of the EU-27 Member States were also observed. Nearly 70 per cent of all asylum applicants from Bangladesh and the Democratic Republic of Congo were seeking asylum in France. France recorded also the majority of the applicants from Armenia and Sri Lanka (55 and 52 per cent respectively), while more than a half of all asylum seekers from Vietnam applied for asylum in Germany (54 per cent).

One out of four asylum decisions granted during Q1 2011 was positive

In the EU-27 Member States asylum applications are examined by the national authorities responsible for asylum procedures. Most of the decisions following applications are granted at the first instance level, although according to national law other instances may also grant decisions in response to appeals.

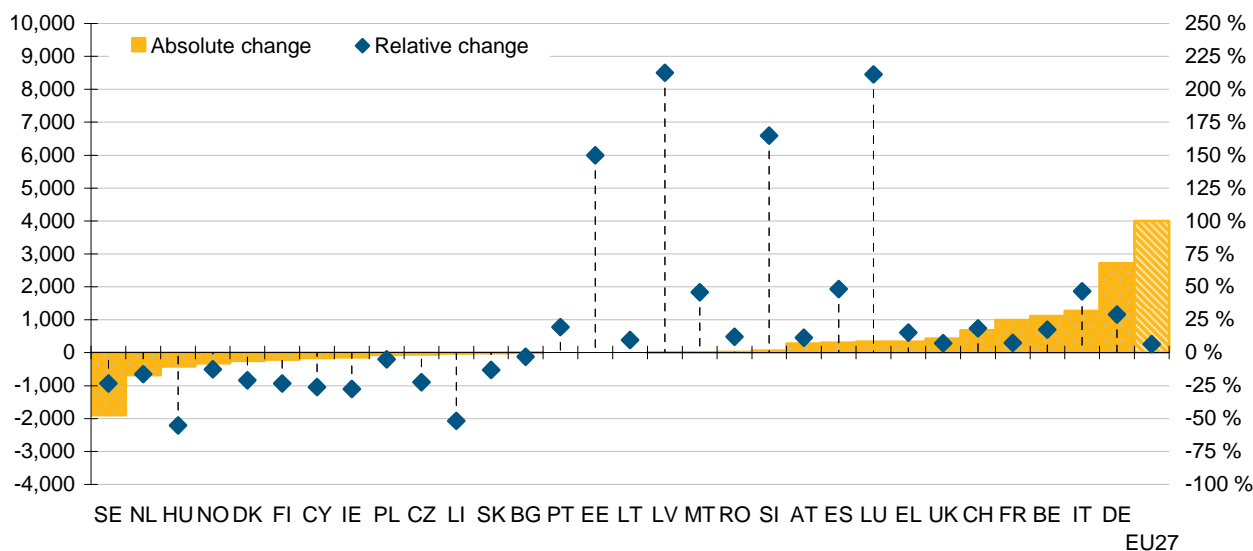
During Q1 2011 out of 55 620 decisions issued at the first instance in the EU-27 about one quarter (13 535 decisions) resulted in a positive judgement, while the remaining 42 085 were negative. With 2 540 Germany granted the highest number of positive decisions in the EU-27 in Q1 2011, followed by the Netherlands (1 855) and the United Kingdom (1 805) (Table 9).

The highest number of total decisions in the EU-27 was issued to citizens of Afghanistan (4 910). Afghans received also the highest absolute number of positive decisions (2 195) (Table 11). However, in relative terms³, of the major countries of citizenship, Somalis were most frequently granted some form of protection in the EU-27, with nearly two out of three granted positive decisions (Figure 7).

³ Meaning positive decisions divided by total number of decisions (i.e. positive and negative).

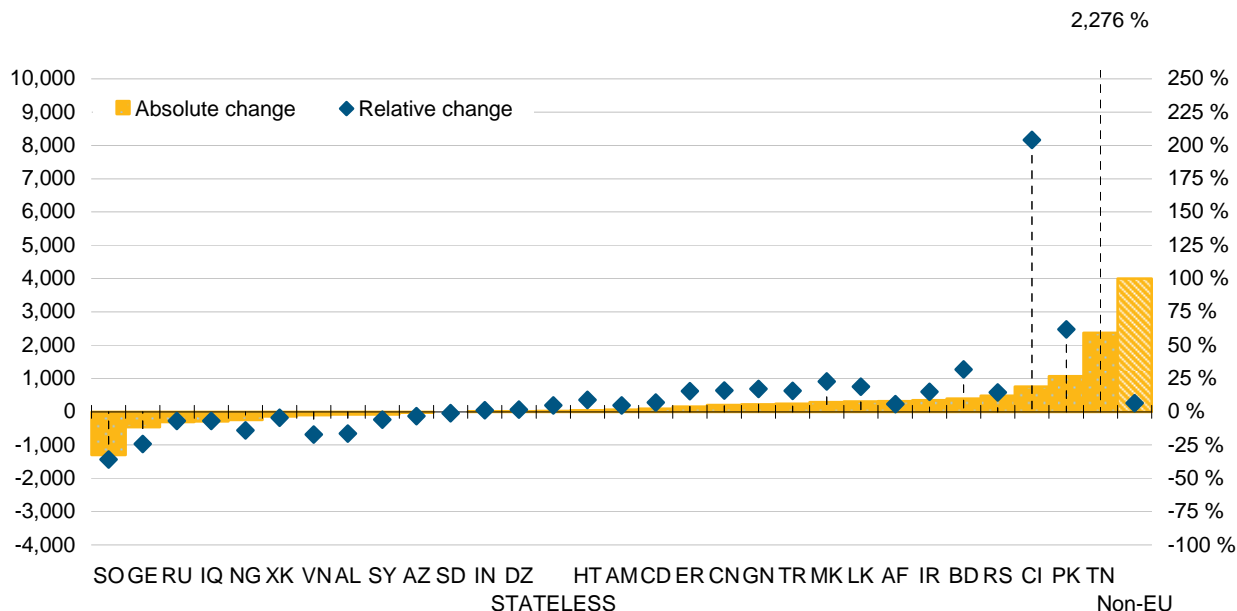
Statistics on asylum applicants during the 1st quarter of 2011

Figure 2: Asylum applicants, absolute and relative change between Q1/2010 and Q1/2011



Note: For country codes please refer to the section Abbreviations in Methodology.
 Source: Eurostat (online data code: [migr_asyappctzm](#))

Figure 3: Asylum applicants by citizenship, absolute and relative change between Q1/2010 and Q1/2011 in the EU-27



Note: For country codes please refer to Table 2.
 Source: Eurostat (online data code: [migr_asyappctzm](#))

Table 1: Asylum applicants (including new asylum applicants), Q1 2010 - Q1 2011 (rounded figures)

| | Q1 2010 | | | Q2 2010 | | | Q3 2010 | | | Q4 2010 | | | Q1 2011 | | |
|----------------|---------------|---------------|---------------|---------------|---------------|---------------|---------------|---------------|---------------|---------------|---------------|---------------|---------------|---------------|---------------|
| | Jan. | Feb. | Mar. | Apr. | May | Jun. | Jul. | Aug. | Sep. | Oct. | Nov. | Dec. | Jan. | Feb. | Mar. |
| EU-27 | 18 690 | 20 525 | 22 720 | 18 360 | 18 175 | 19 555 | 19 595 | 22 030 | 25 110 | 27 380 | 24 760 | 22 040 | 20 470 | 21 370 | 24 085 |
| Belgium | 1 660 | 2 835 | 1 840 | 1 510 | 1 595 | 1 800 | 1 955 | 2 330 | 2 300 | 2 855 | 2 710 | 2 745 | 2 305 | 2 330 | 2 815 |
| Bulgaria | 100 | 85 | 100 | 75 | 55 | 85 | 95 | 95 | 75 | 65 | 95 | 105 | 115 | 90 | 70 |
| Czech Republic | 65 | 75 | 105 | 75 | 80 | 65 | 45 | 70 | 50 | 55 | 45 | 50 | 65 | 55 | 70 |
| Denmark | 405 | 420 | 390 | 370 | 390 | 320 | 370 | 535 | 455 | 540 | 425 | 440 | 360 | 280 | 315 |
| Germany | 3 090 | 2 885 | 3 345 | 2 945 | 2 755 | 3 385 | 3 835 | 4 655 | 5 600 | 6 085 | 5 630 | 4 280 | 4 235 | 3 730 | 4 070 |
| Estonia | 5 | | 5 | 5 | 5 | * | 5 | 5 | 5 | * | * | 5 | 5 | 5 | 5 |
| Ireland | 190 | 175 | 165 | 160 | 180 | 155 | 160 | 175 | 155 | 145 | 155 | 125 | 135 | 125 | 125 |
| Greece | 650 | 745 | 800 | 660 | 840 | 1 010 | 990 | 885 | 1 310 | 1 080 | 910 | 395 | 605 | 920 | 1 005 |
| Spain | 175 | 230 | 225 | 200 | 180 | 200 | 250 | 260 | 285 | 240 | 290 | 210 | 240 | 335 | 365 |
| France | 3 635 | 4 710 | 5 000 | 4 235 | 4 115 | 4 230 | 4 205 | 3 925 | 4 180 | 5 070 | 4 280 | 5 140 | 4 400 | 4 640 | 5 295 |
| Italy | 1 010 | 675 | 1 035 | 730 | 945 | 975 | 815 | 515 | 815 | 870 | 1 040 | 635 | 590 | 1 625 | 1 775 |
| Cyprus | 215 | 210 | 190 | 175 | 210 | 235 | 215 | 170 | 190 | 215 | 355 | 490 | 185 | 145 | 125 |
| Latvia | * | 5 | * | 10 | 5 | 5 | 5 | 5 | 5 | 5 | 5 | 10 | 5 | 20 | 5 |
| Lithuania | 35 | 30 | 35 | 15 | 50 | 30 | 30 | 40 | 35 | 65 | 80 | 60 | 35 | 35 | 35 |
| Luxembourg | 50 | 55 | 55 | 45 | 45 | 45 | 45 | 50 | 90 | 95 | 105 | 100 | 115 | 145 | 230 |
| Hungary | 275 | 250 | 230 | 240 | 220 | 185 | 120 | 110 | 115 | 115 | 130 | 100 | 115 | 85 | 135 |
| Malta | 25 | 5 | 5 | 10 | 15 | * | 40 | 15 | 10 | 10 | 15 | 20 | 10 | 15 | 30 |
| Netherlands | 1 430 | 1 260 | 1 495 | 1 120 | 890 | 1 085 | 870 | 1 185 | 1 450 | 1 535 | 1 590 | 1 200 | 1 255 | 1 090 | 1 155 |
| Austria | 805 | 795 | 875 | 760 | 915 | 910 | 905 | 1 240 | 960 | 975 | 1 000 | 905 | 880 | 910 | 970 |
| Poland | 390 | 410 | 605 | 500 | 485 | 530 | 450 | 700 | 675 | 630 | 550 | 610 | 365 | 450 | 520 |
| Portugal | 10 | 20 | 10 | 10 | 15 | 15 | 15 | 20 | 15 | 10 | 5 | 15 | 10 | 20 | 15 |
| Romania | 50 | 55 | 125 | 70 | 115 | 60 | 45 | 100 | 70 | 80 | 55 | 55 | 50 | 85 | 125 |
| Slovenia | 15 | 10 | 15 | 5 | 25 | 20 | 10 | 15 | 20 | 25 | 45 | 45 | 35 | 35 | 30 |
| Slovakia | 55 | 20 | 45 | 50 | 70 | 55 | 55 | 55 | 45 | 35 | 25 | 30 | 35 | 45 | 30 |
| Finland | 275 | 270 | 335 | 225 | 200 | 205 | 235 | 270 | 295 | 255 | 245 | 275 | 230 | 205 | 240 |
| Sweden | 2 290 | 2 330 | 3 570 | 2 155 | 1 875 | 1 910 | 1 910 | 2 745 | 3 880 | 4 200 | 2 835 | 2 230 | 1 965 | 1 960 | 2 305 |
| United Kingdom | 1 840 | 1 975 | 2 120 | 2 005 | 1 890 | 2 035 | 1 925 | 1 860 | 2 035 | 2 125 | 2 145 | 1 765 | 2 140 | 1 995 | 2 225 |
| Iceland | .. | .. | .. | .. | .. | .. | .. | .. | .. | .. | .. | .. | .. | .. | .. |
| Liechtenstein | 5 | 20 | 35 | 5 | 5 | 5 | * | * | 5 | 5 | 10 | 15 | 10 | 5 | 15 |
| Norway | 845 | 740 | 920 | 590 | 685 | 735 | 885 | 1 030 | 980 | 960 | 885 | 775 | 830 | 670 | 695 |
| Switzerland | 1 190 | 1 165 | 1 300 | 1 175 | 1 080 | 1 260 | 1 145 | 1 370 | 1 380 | 1 385 | 1 575 | 1 415 | 1 220 | 1 250 | 1 865 |

1) Relative to population as of 1st of January 2011 (provisional data).

* - represents 2 or fewer asylum applicants recorded in the reference period.

: - represents data are not available in the reference period.

Source: Eurostat (online data code: migr.asyappctzm)

Table 2: Asylum applicants in the EU-27 by citizenship (including new asylum applicants), Q1/10-Q1/11 (rounded figures)

| | Q1 2010 | | | Q2 2010 | | | Q3 2010 | | | Q4 2010 | | | | Q1 2011 | | Q1 2011 | Q4 2010 to Q1 2011 change in % | to Q1 2011 change in % | Last 12 months |
|--------------------|---------------|---------------|---------------|---------------|---------------|---------------|---------------|---------------|---------------|---------------|---------------|---------------|---------------|---------------|---------------|---------------|--------------------------------|------------------------|----------------|
| | Jan. | Feb. | Mar. | Apr. | May | Jun. | Jul. | Aug. | Sep. | Oct. | Nov. | Dec. | Jan. | Feb. | Mar. | | | | |
| Non-EU | 18 690 | 20 525 | 22 720 | 18 360 | 18 175 | 19 555 | 19 595 | 22 030 | 25 110 | 27 380 | 24 760 | 22 040 | 20 470 | 21 370 | 24 085 | 65 930 | - 11 | 6 | 262 940 |
| Afghanistan - (AF) | 2 045 | 1 755 | 1 650 | 1 435 | 1 345 | 1 495 | 1 620 | 1 795 | 1 805 | 1 780 | 1 815 | 2 055 | 1 870 | 1 805 | 2 090 | 5 765 | 2 | 6 | 20 905 |
| Russia - (RU) | 1 365 | 1 435 | 1 650 | 1 285 | 1 420 | 1 495 | 1 440 | 1 820 | 1 735 | 1 705 | 1 590 | 1 650 | 1 345 | 1 325 | 1 470 | 4 140 | -16 | -7 | 18 280 |
| Iraq - (IQ) | 1 470 | 1 335 | 1 270 | 1 075 | 1 170 | 1 255 | 1 285 | 1 475 | 1 360 | 1 310 | 1 465 | 1 330 | 1 300 | 1 235 | 1 255 | 3 790 | -8 | -7 | 15 515 |
| Serbia - (RS) | 320 | 1 235 | 1 740 | 765 | 545 | 555 | 565 | 1 150 | 2 950 | 3 700 | 2 560 | 1 660 | 1 230 | 1 185 | 1 360 | 3 775 | -52 | 15 | 18 225 |
| Kosovo - (XK) | 885 | 1 075 | 1 275 | 1 110 | 945 | 985 | 960 | 1 195 | 1 370 | 1 545 | 1 610 | 1 355 | 1 000 | 1 000 | 1 095 | 3 090 | -31 | -4 | 14 165 |
| Pakistan - (PK) | 500 | 535 | 695 | 605 | 605 | 870 | 785 | 750 | 1 110 | 1 030 | 985 | 715 | 845 | 910 | 1 040 | 2 795 | 2 | 62 | 10 250 |
| Iran - (IR) | 805 | 750 | 770 | 675 | 665 | 725 | 800 | 935 | 1 150 | 1 050 | 1 015 | 975 | 985 | 825 | 865 | 2 670 | -12 | 15 | 10 665 |
| Tunisia - (TN) | 35 | 30 | 40 | 50 | 45 | 45 | 45 | 55 | 55 | 55 | 40 | 45 | 115 | 1 135 | 1 220 | 2 470 | 1665 | 2276 | 2 905 |
| Somalia - (SO) | 1 155 | 1 065 | 1 415 | 1 140 | 970 | 1 195 | 1 305 | 1 795 | 1 220 | 1 220 | 1 080 | 825 | 885 | 665 | 780 | 2 330 | -25 | -36 | 13 055 |
| Sri Lanka - (LK) | 500 | 565 | 550 | 500 | 455 | 490 | 520 | 420 | 520 | 685 | 590 | 685 | 580 | 675 | 665 | 1 915 | -2 | 19 | 6 775 |
| Turkey - (TR) | 450 | 465 | 590 | 515 | 455 | 505 | 535 | 430 | 630 | 595 | 625 | 560 | 595 | 595 | 550 | 1 745 | -2 | 16 | 6 590 |
| Bangladesh - (BD) | 320 | 450 | 465 | 480 | 505 | 585 | 580 | 495 | 480 | 620 | 605 | 610 | 480 | 535 | 605 | 1 625 | -11 | 32 | 6 580 |
| Nigeria - (NG) | 540 | 605 | 660 | 575 | 575 | 520 | 525 | 475 | 550 | 605 | 600 | 515 | 485 | 510 | 560 | 1 555 | -10 | -14 | 6 500 |
| MK - (MK) | 65 | 760 | 420 | 235 | 155 | 235 | 310 | 625 | 1 310 | 1 845 | 1 125 | 465 | 405 | 390 | 735 | 1 530 | -55 | 23 | 7 835 |
| Guinea - (GN) | 380 | 455 | 455 | 335 | 340 | 380 | 360 | 395 | 430 | 430 | 480 | 450 | 460 | 500 | 555 | 1 515 | 11 | 17 | 5 115 |
| Armenia - (AM) | 515 | 485 | 420 | 325 | 315 | 355 | 425 | 455 | 525 | 625 | 530 | 555 | 430 | 490 | 565 | 1 485 | -13 | 5 | 5 590 |
| China - (CN) | 370 | 410 | 480 | 425 | 435 | 460 | 450 | 460 | 590 | 625 | 535 | 415 | 445 | 450 | 570 | 1 460 | -7 | 16 | 5 860 |
| Georgia - (GE) | 570 | 580 | 760 | 625 | 540 | 555 | 555 | 545 | 565 | 640 | 520 | 410 | 430 | 480 | 540 | 1 445 | -8 | -24 | 6 395 |
| CD - (CD) | 375 | 465 | 485 | 445 | 425 | 510 | 455 | 520 | 425 | 485 | 450 | 475 | 400 | 445 | 570 | 1 420 | 1 | 7 | 5 605 |
| Syria - (SY) | 390 | 480 | 445 | 385 | 370 | 395 | 365 | 475 | 415 | 465 | 380 | 440 | 430 | 370 | 440 | 1 240 | -3 | -6 | 4 930 |
| Ivory Coast - (CI) | 100 | 120 | 145 | 115 | 135 | 125 | 125 | 130 | 120 | 120 | 105 | 150 | 245 | 370 | 505 | 1 120 | 202 | 204 | 2 250 |
| Eritrea - (ER) | 310 | 290 | 365 | 330 | 310 | 345 | 445 | 425 | 430 | 430 | 400 | 450 | 375 | 365 | 375 | 1 115 | -13 | 16 | 4 675 |
| Algeria - (DZ) | 340 | 265 | 325 | 295 | 265 | 270 | 330 | 265 | 240 | 365 | 305 | 310 | 300 | 285 | 360 | 940 | -4 | 2 | 3 590 |
| India - (IN) | 190 | 220 | 245 | 195 | 260 | 300 | 350 | 295 | 270 | 325 | 325 | 295 | 225 | 215 | 225 | 665 | -29 | 1 | 3 180 |
| Azerbaijan - (AZ) | 290 | 145 | 195 | 145 | 130 | 150 | 135 | 160 | 165 | 205 | 140 | 205 | 240 | 205 | 165 | 610 | 11 | -3 | 2 040 |
| Haiti - (HT) | 145 | 170 | 235 | 190 | 285 | 330 | 200 | 160 | 170 | 130 | 150 | 180 | 210 | 190 | 195 | 595 | 31 | 9 | 2 395 |
| Stateless | 165 | 185 | 190 | 165 | 145 | 160 | 165 | 185 | 195 | 215 | 225 | 215 | 230 | 165 | 170 | 565 | -14 | 5 | 2 240 |
| Sudan - (SD) | 165 | 210 | 195 | 175 | 180 | 170 | 215 | 180 | 225 | 190 | 175 | 220 | 170 | 185 | 210 | 560 | -4 | -1 | 2 290 |
| Vietnam - (VN) | 210 | 170 | 190 | 195 | 195 | 240 | 200 | 230 | 170 | 170 | 170 | 180 | 175 | 135 | 160 | 470 | -9 | -17 | 2 220 |
| Albania - (AL) | 155 | 160 | 185 | 150 | 210 | 160 | 140 | 125 | 175 | 170 | 150 | 125 | 120 | 135 | 160 | 415 | -7 | -16 | 1 820 |
| Other | 3 570 | 3 650 | 4 225 | 3 420 | 3 780 | 3 695 | 3 505 | 3 615 | 3 750 | 4 065 | 4 045 | 3 525 | 3 470 | 3 600 | 4 030 | 11 100 | -5 | 15 | 44 495 |

Notes:

Countries selected here are those with the highest number of asylum applicants registered during Q1 2011
Kosovo - Kosovo / UNSCR 1244; MK - the former Yugoslav republic of Macedonia; CD - Congo, the Democratic Republic of the

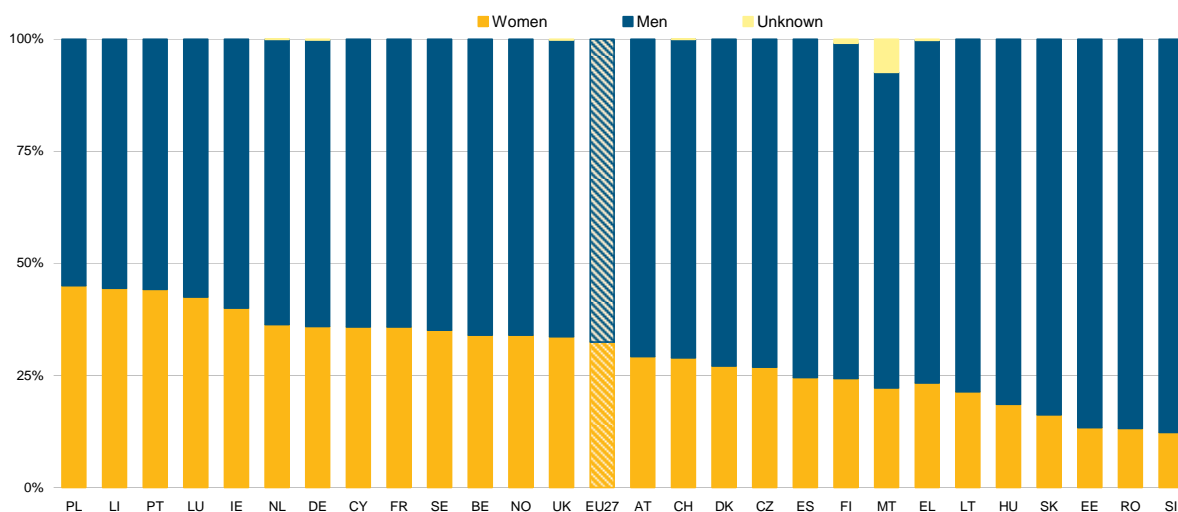
Source: Eurostat (online data code: migr_asyappetzr)

Table 3: Asylum applicants by age group, 1st quarter 2011 (in %)

| | Total (absolute value) | Distribution of age groups as a share of total (in %) | | | | | |
|----------------|------------------------------|---|------------|-------------|-------------|-------------|------------|
| | | 0-13 | 14-17 | 18-34 | 35-64 | 65 and over | Unknown |
| EU-27 | 65 930 | 18.4 | 6.9 | 53.7 | 19.9 | 0.8 | 0.3 |
| Belgium | 7 450 | 21.4 | 9.4 | 48.2 | 20.4 | 0.5 | 0.0 |
| Bulgaria | 275 | 6.9 | 4.7 | 70.4 | 17.2 | 0.7 | 0.0 |
| Czech Republic | 190 | 15.8 | 0.5 | 43.2 | 40.0 | 0.5 | 0.0 |
| Denmark | 955 | 14.5 | 13.7 | 55.9 | 15.0 | 0.9 | 0.0 |
| Germany | 12 035 | 24.7 | 9.4 | 47.3 | 17.7 | 0.8 | 0.0 |
| Estonia | 15 | 0.0 | 0.0 | 80.0 | 20.0 | 0.0 | 0.0 |
| Ireland | 385 | 26.2 | 4.7 | 53.2 | 15.6 | 0.3 | 0.0 |
| Greece | 2 530 | 3.0 | 3.7 | 72.2 | 20.4 | 0.5 | 0.2 |
| Spain | 935 | 10.1 | 1.9 | 67.2 | 20.2 | 0.5 | 0.0 |
| France | 14 335 | 17.1 | 2.9 | 54.9 | 24.3 | 0.8 | 0.0 |
| Italy | 3 985 | 4.4 | 2.7 | 81.8 | 10.9 | 0.1 | 0.2 |
| Cyprus | 460 | 3.3 | 1.3 | 73.4 | 21.8 | 0.2 | 0.0 |
| Latvia | 25 | 0.0 | 0.0 | 60.0 | 36.0 | 4.0 | 0.0 |
| Lithuania | 105 | 15.5 | 6.8 | 46.6 | 31.1 | 0.0 | 0.0 |
| Luxembourg | 490 | 30.1 | 6.9 | 39.6 | 23.2 | 0.2 | 0.0 |
| Hungary | 340 | 18.3 | 8.0 | 57.5 | 16.2 | 0.0 | 0.0 |
| Malta | 55 | 9.3 | 5.6 | 46.3 | 29.6 | 1.9 | 7.4 |
| Netherlands | 3 500 | 19.4 | 9.3 | 51.0 | 19.1 | 1.2 | 0.0 |
| Austria | 2 760 | 27.8 | 8.6 | 47.0 | 16.0 | 0.6 | 0.0 |
| Poland | 1 335 | 36.3 | 3.4 | 37.0 | 22.6 | 0.6 | 0.0 |
| Portugal | 45 | 16.3 | 4.7 | 67.4 | 11.6 | 0.0 | 0.0 |
| Romania | 260 | 5.4 | 2.3 | 71.7 | 20.5 | 0.0 | 0.0 |
| Slovenia | 100 | 8.2 | 27.6 | 51.0 | 13.3 | 0.0 | 0.0 |
| Slovakia | 105 | 11.4 | 6.7 | 58.1 | 23.8 | 0.0 | 0.0 |
| Finland | 675 | 19.1 | 7.1 | 56.7 | 16.0 | 0.6 | 0.4 |
| Sweden | 6 230 | 20.7 | 11.2 | 47.6 | 18.9 | 1.6 | 0.0 |
| United Kingdom | 6 360 | 13.5 | 6.8 | 54.0 | 22.3 | 0.6 | 2.7 |
| Iceland | : | : | : | : | : | : | : |
| Liechtenstein | 25 | 19.5 | 10.8 | 52.7 | 16.4 | 0.6 | 0.0 |
| Norway | 2 195 | 22.7 | 4.8 | 57.1 | 14.8 | 0.5 | 0.2 |
| Switzerland | 4 335 | 25.9 | 7.4 | 37.0 | 29.6 | 0.0 | 0.0 |

: Data are not available in the reference period
Source: Eurostat (online data code: [migr_asyappctzm](#))

Figure 4: Asylum applicants by gender, 1st quarter 2011 (in %)



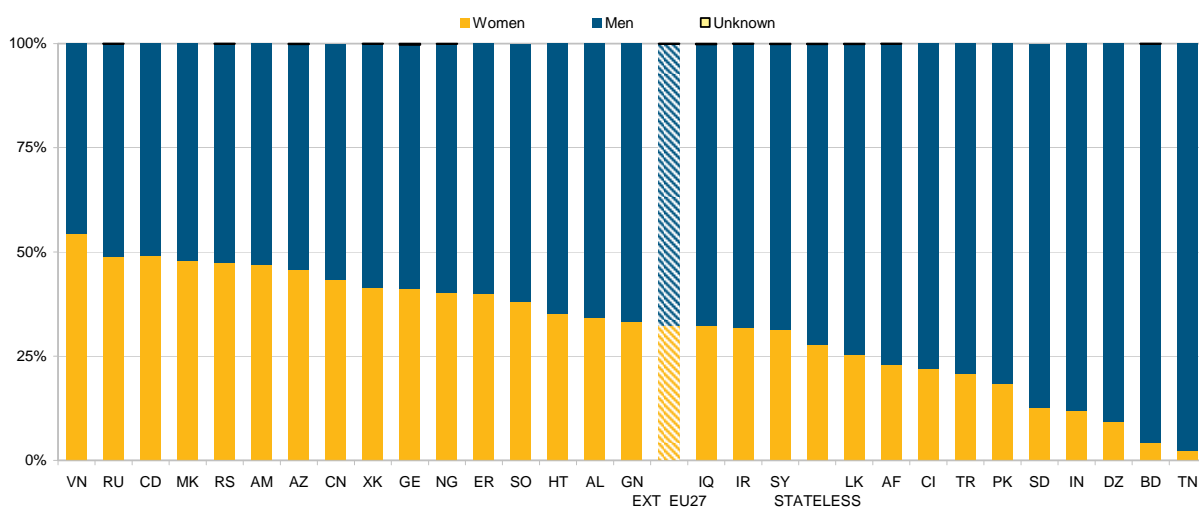
Note: Age and sex distributions are not computed when less than 10 applicants were registered
Source: Eurostat (online data code: [migr_asyappctzm](#))

Table 4: Thirty main citizenships of asylum applicants¹⁾ in the EU-27, by age group, 1st quarter 2011 (in %)

| | Total (absolute value) | Distribution of age groups as a share of total (in %) | | | | | |
|--------------------|------------------------------|---|------------|-------------|-------------|-------------|------------|
| | | 0-13 | 14-17 | 18-34 | 35-64 | 65 and over | Unknown |
| Non-EU | 65 930 | 18.4 | 6.9 | 53.7 | 19.9 | 0.8 | 0.3 |
| Afghanistan - (AF) | 5 765 | 15.9 | 25.7 | 46.5 | 10.6 | 1.1 | 0.2 |
| Russia - (RU) | 4 140 | 39.8 | 4.7 | 33.3 | 21.3 | 1.0 | 0.0 |
| Iraq - (IQ) | 3 790 | 21.1 | 6.9 | 51.5 | 18.4 | 2.1 | 0.0 |
| Serbia - (RS) | 3 775 | 39.7 | 7.6 | 29.9 | 22.4 | 0.5 | 0.0 |
| Kosovo - (XK) | 3 090 | 31.3 | 6.5 | 41.7 | 19.7 | 0.7 | 0.0 |
| Pakistan - (PK) | 2 795 | 11.3 | 3.9 | 62.4 | 20.6 | 0.8 | 1.0 |
| Iran - (IR) | 2 670 | 10.2 | 6.4 | 58.0 | 24.3 | 0.7 | 0.4 |
| Tunisia - (TN) | 2 470 | 0.4 | 1.0 | 89.8 | 8.6 | 0.0 | 0.2 |
| Somalia - (SO) | 2 330 | 20.8 | 9.0 | 54.6 | 13.9 | 1.5 | 0.1 |
| Sri Lanka - (LK) | 1 915 | 11.1 | 1.8 | 62.3 | 22.4 | 1.7 | 0.7 |
| Turkey - (TR) | 1 745 | 11.8 | 4.8 | 66.4 | 16.5 | 0.4 | 0.2 |
| Bangladesh - (BD) | 1 625 | 2.8 | 1.4 | 76.3 | 19.2 | 0.1 | 0.3 |
| Nigeria - (NG) | 1 555 | 16.6 | 3.6 | 61.3 | 17.4 | 0.1 | 1.0 |
| MK - (MK) | 1 530 | 37.7 | 7.0 | 31.5 | 23.6 | 0.1 | 0.0 |
| Guinea - (GN) | 1 515 | 13.1 | 10.8 | 68.1 | 7.8 | 0.1 | 0.0 |
| Armenia - (AM) | 1 485 | 19.3 | 4.9 | 39.9 | 33.9 | 2.0 | 0.0 |
| China - (CN) | 1 460 | 6.6 | 1.4 | 54.9 | 36.1 | 0.5 | 0.5 |
| Georgia - (GE) | 1 445 | 14.7 | 2.8 | 47.3 | 33.7 | 1.1 | 0.4 |
| CD - (CD) | 1 420 | 20.4 | 5.7 | 49.3 | 23.6 | 0.7 | 0.4 |
| Syria - (SY) | 1 240 | 25.7 | 5.6 | 52.0 | 15.6 | 0.9 | 0.2 |
| Ivory Coast - (CI) | 1 120 | 7.2 | 3.2 | 68.3 | 20.9 | 0.1 | 0.3 |
| Eritrea - (ER) | 1 115 | 13.2 | 6.5 | 63.4 | 15.5 | 1.3 | 0.2 |
| Algeria - (DZ) | 940 | 4.0 | 6.4 | 66.8 | 22.5 | 0.1 | 0.1 |
| India - (IN) | 665 | 4.0 | 1.9 | 72.3 | 20.8 | 0.0 | 0.9 |
| Azerbaijan - (AZ) | 610 | 24.1 | 5.9 | 38.9 | 29.6 | 1.5 | 0.0 |
| Haiti - (HT) | 595 | 6.5 | 1.2 | 62.0 | 30.3 | 0.0 | 0.0 |
| Stateless | 565 | 19.1 | 3.9 | 55.5 | 19.7 | 1.1 | 0.7 |
| Sudan - (SD) | 560 | 7.7 | 2.3 | 74.6 | 14.4 | 0.2 | 0.9 |
| Vietnam - (VN) | 470 | 9.3 | 8.7 | 56.9 | 24.2 | 0.0 | 0.8 |
| Albania - (AL) | 415 | 16.8 | 8.4 | 52.9 | 20.0 | 1.7 | 0.2 |
| Other | 11 100 | 16.1 | 4.7 | 56.6 | 21.7 | 0.4 | 0.5 |

1) Citizenship selected here are those with the highest number of asylum applicants registered during Q1 2011 in the EU-27
 Kosovo - Kosovo / UNSCR 1244; MK - the Former Yugoslav Republic of Macedonia; CD - Congo, the Democratic Republic of the;
 Source: Eurostat (online data code: [migr_asyappctzm](#))

Figure 5: Thirty main citizenships of asylum applicants¹⁾ in the EU-27 by gender, 1st quarter 2011 (in %)



1) Citizenship selected here are those with the highest number of asylum applicants registered during Q1 2011 in the EU-27.
 Source: Eurostat (online data code: [migr_asyappctzm](#))

Table 5: Five main citizenships of asylum applicants¹⁾, 1st quarter 2011 (rounded figures)

| | | EU-27 | | CZECH REPUBLIC | |
|--|--|---------------------|--------|---------------------|-------|
| | | | (%) | | |
| | | Afghanistan | 5 765 | 9 | |
| | | Russia | 4 140 | 6 | |
| | | Iraq | 3 790 | 6 | |
| | | Serbia | 3 775 | 6 | |
| | | Kosovo / UNSCR 1244 | 3 090 | 5 | |
| | | Other | 45 370 | 69 | |
| | | BULGARIA | | | |
| | | | (%) | | |
| | | Iraq | 120 | 43 | |
| | | Stateless | 30 | 11 | |
| | | Afghanistan | 25 | 9 | |
| | | Syria | 20 | 7 | |
| | | Iran | 15 | 5 | |
| | | Other | 70 | 25 | |
| | | GERMANY | | | |
| | | | (%) | | |
| | | Afghanistan | 1 890 | 16 | |
| | | Serbia | 1 660 | 14 | |
| | | Iraq | 1 565 | 13 | |
| | | Iran | 805 | 7 | |
| | | Syria | 555 | 5 | |
| | | Other | 5 560 | 46 | |
| | | GREECE | | | |
| | | | (%) | | |
| | | Pakistan | 625 | 25 | |
| | | Georgia | 295 | 12 | |
| | | Afghanistan | 165 | 7 | |
| | | Senegal | 150 | 6 | |
| | | China | 140 | 6 | |
| | | Other | 1 150 | 46 | |
| | | ITALY | | | |
| | | | (%) | | |
| | | Tunisia | 2 165 | 54 | |
| | | Afghanistan | 250 | 6 | |
| | | Pakistan | 230 | 6 | |
| | | Nigeria | 225 | 6 | |
| | | Turkey | 215 | 5 | |
| | | Other | 900 | 23 | |
| | | LITHUANIA | | | |
| | | | (%) | | |
| | | Georgia | 30 | 30 | |
| | | Russia | 25 | 22 | |
| | | Afghanistan | 15 | 17 | |
| | | Kyrgyzstan | 10 | 9 | |
| | | Armenia | 5 | 5 | |
| | | Other | 20 | 17 | |
| | | MALTA | | | |
| | | | (%) | | |
| | | Eritrea | 20 | 41 | |
| | | Libya | 5 | 7 | |
| | | Tunisia | 5 | 7 | |
| | | Pakistan | 5 | 7 | |
| | | PS | 5 | 7 | |
| | | Other | 15 | 30 | |
| | | POLAND | | | |
| | | | (%) | | |
| | | Russia | 935 | 70 | |
| | | Georgia | 245 | 19 | |
| | | Belarus | 25 | 2 | |
| | | Ukraine | 15 | 1 | |
| | | Armenia | 15 | 1 | |
| | | Other | 95 | 7 | |
| | | SLOVENIA | | | |
| | | | (%) | | |
| | | Afghanistan | 20 | 22 | |
| | | Turkey | 15 | 14 | |
| | | Serbia | 10 | 10 | |
| | | Algeria | 5 | 5 | |
| | | Kosovo / UNSCR 1244 | 5 | 4 | |
| | | Other | 45 | 44 | |
| | | SWEDEN | | | |
| | | | (%) | | |
| | | Somalia | 805 | 13 | |
| | | Afghanistan | 705 | 11 | |
| | | Serbia | 545 | 9 | |
| | | Iraq | 395 | 6 | |
| | | Eritrea | 395 | 6 | |
| | | Other | 3 390 | 54 | |
| | | NORWAY | | | |
| | | | (%) | | |
| | | Somalia | 425 | 19 | |
| | | Eritrea | 300 | 14 | |
| | | Afghanistan | 235 | 11 | |
| | | Iraq | 115 | 5 | |
| | | Iran | 95 | 4 | |
| | | Other | 1 020 | 46 | |
| | | | | ESTONIA | |
| | | | | | (%) |
| | | | | Libya | 5 |
| | | | | Afghanistan | 5 |
| | | | | Belarus | * * |
| | | | | Russia | * * |
| | | | | Cameroon | * * |
| | | | | Other | 5 |
| | | | | SPAIN | |
| | | | | | (%) |
| | | | | Ivory Coast | 205 |
| | | | | Cuba | 115 |
| | | | | Western Sahara | 65 |
| | | | | Nigeria | 55 |
| | | | | Guinea | 55 |
| | | | | Other | 440 |
| | | | | CYPRUS | |
| | | | | | (%) |
| | | | | Vietnam | 60 |
| | | | | Pakistan | 40 |
| | | | | India | 40 |
| | | | | Nepal | 40 |
| | | | | Serbia | 35 |
| | | | | Other | 240 |
| | | | | LUXEMBOURG | |
| | | | | | (%) |
| | | | | Serbia | 325 |
| | | | | MK | 35 |
| | | | | Kosovo / UNSCR 1244 | 25 |
| | | | | Tunisia | 15 |
| | | | | Azerbaijan | 10 |
| | | | | Other | 80 |
| | | | | NETHERLANDS | |
| | | | | | (%) |
| | | | | Somalia | 640 |
| | | | | Iraq | 505 |
| | | | | Afghanistan | 440 |
| | | | | Iran | 285 |
| | | | | Armenia | 140 |
| | | | | Other | 1 490 |
| | | | | PORTUGAL | |
| | | | | | (%) |
| | | | | Ivory Coast | 5 |
| | | | | Guinea | 5 |
| | | | | Cameroon | 5 |
| | | | | Guinea-Bissau | 5 |
| | | | | Nigeria | 5 |
| | | | | Other | 20 |
| | | | | SLOVAKIA | |
| | | | | | (%) |
| | | | | Moldova | 15 |
| | | | | Georgia | 15 |
| | | | | India | 10 |
| | | | | Russia | 10 |
| | | | | Turkey | 10 |
| | | | | Other | 45 |
| | | | | UNITED KINGDOM | |
| | | | | | (%) |
| | | | | Pakistan | 815 |
| | | | | Iran | 720 |
| | | | | Sri Lanka | 565 |
| | | | | Afghanistan | 395 |
| | | | | Zimbabwe | 335 |
| | | | | Other | 3 525 |
| | | | | SWITZERLAND | |
| | | | | | (%) |
| | | | | Eritrea | 725 |
| | | | | Nigeria | 430 |
| | | | | Tunisia | 250 |
| | | | | MK | 190 |
| | | | | Serbia | 185 |
| | | | | Other | 2 555 |

1) Citizenships selected here are those with the highest number of asylum applicants registered during Q1 2011

* represents 2 or fewer applicants recorded in the reference period

CD – Congo, the Democratic Republic of the; MK – the former Yugoslav Republic of Macedonia; PS – Palestinian Territory, Occupied

Source: Eurostat (online data code: migr_asyappctzm)

Table 6: Thirty main citizenships of asylum applicants¹⁾ by destination country, 1st quarter 2011 (rounded figures)

| AFGHANISTAN - (AF) | | | NON-EU | | | IRAQ - (IQ) | | |
|--------------------|-------|-----|----------------------------|--------|-----|-------------------------|-------|-----|
| | | (%) | | | (%) | | | (%) |
| Germany | 1 890 | 33 | France | 14 335 | 22 | Germany | 1 565 | 41 |
| Sweden | 705 | 12 | Germany | 12 035 | 18 | Netherlands | 505 | 13 |
| Belgium | 675 | 12 | Belgium | 7 450 | 11 | Belgium | 485 | 13 |
| Austria | 520 | 9 | United Kingdom | 6 360 | 10 | Sweden | 395 | 10 |
| Netherlands | 440 | 8 | Sweden | 6 230 | 9 | Austria | 140 | 4 |
| Other | 1 530 | 27 | Other | 19 515 | 30 | Other | 705 | 19 |
| SERBIA - (RS) | | | RUSSIA - (RU) | | | PAKISTAN - (PK) | | |
| | | (%) | | | (%) | | | (%) |
| Germany | 1 660 | 44 | France | 1 125 | 27 | United Kingdom | 815 | 29 |
| Belgium | 805 | 21 | Poland | 935 | 23 | Greece | 625 | 22 |
| Sweden | 545 | 14 | Belgium | 575 | 14 | Germany | 355 | 13 |
| Luxembourg | 325 | 9 | Austria | 495 | 12 | France | 295 | 11 |
| France | 200 | 5 | Germany | 420 | 10 | Italy | 230 | 8 |
| Other | 240 | 6 | Other | 595 | 14 | Other | 475 | 17 |
| IRAN - (IR) | | | KOSOVO / UNSCR 1244 - (XK) | | | SOMALIA - (SO) | | |
| | | (%) | | | (%) | | | (%) |
| Germany | 805 | 30 | France | 1 290 | 42 | Sweden | 805 | 34 |
| United Kingdom | 720 | 27 | Belgium | 735 | 24 | Netherlands | 640 | 27 |
| Netherlands | 285 | 11 | Germany | 460 | 15 | United Kingdom | 200 | 8 |
| Sweden | 250 | 9 | Sweden | 320 | 10 | Germany | 180 | 8 |
| Denmark | 130 | 5 | Austria | 80 | 3 | Belgium | 110 | 5 |
| Other | 480 | 18 | Other | 200 | 7 | Other | 400 | 17 |
| SRI LANKA - (LK) | | | TUNISIA - (TN) | | | BANGLADESH - (BD) | | |
| | | (%) | | | (%) | | | (%) |
| France | 990 | 52 | Italy | 2 165 | 88 | France | 1 125 | 69 |
| United Kingdom | 565 | 30 | Germany | 70 | 3 | Greece | 120 | 7 |
| Germany | 140 | 7 | Austria | 40 | 2 | United Kingdom | 115 | 7 |
| Netherlands | 60 | 3 | Sweden | 40 | 2 | Belgium | 85 | 5 |
| Belgium | 50 | 3 | France | 35 | 1 | Italy | 55 | 3 |
| Other | 110 | 6 | Other | 125 | 5 | Other | 125 | 8 |
| NIGERIA - (NG) | | | TURKEY - (TR) | | | GUINEA - (GN) | | |
| | | (%) | | | (%) | | | (%) |
| United Kingdom | 320 | 20 | France | 555 | 32 | Belgium | 585 | 39 |
| Italy | 225 | 14 | Germany | 485 | 28 | France | 575 | 38 |
| Germany | 215 | 14 | Italy | 215 | 12 | Germany | 75 | 5 |
| France | 210 | 13 | Austria | 130 | 7 | Netherlands | 70 | 4 |
| Sweden | 120 | 8 | Belgium | 110 | 6 | Greece | 60 | 4 |
| Other | 470 | 30 | Other | 245 | 14 | Other | 150 | 10 |
| ARMENIA - (AM) | | | MK - (MK) | | | GEORGIA - (GE) | | |
| | | (%) | | | (%) | | | (%) |
| France | 820 | 55 | Belgium | 455 | 30 | France | 400 | 28 |
| Belgium | 225 | 15 | Germany | 450 | 29 | Greece | 295 | 21 |
| Netherlands | 140 | 9 | France | 345 | 23 | Poland | 245 | 17 |
| Germany | 80 | 5 | Sweden | 180 | 12 | Germany | 110 | 8 |
| Sweden | 80 | 5 | Luxembourg | 35 | 2 | Belgium | 90 | 6 |
| Other | 145 | 10 | Other | 65 | 4 | Other | 305 | 21 |
| CD - (CD) | | | CHINA - (CN) | | | IVORY COAST - (CI) | | |
| | | (%) | | | (%) | | | (%) |
| France | 965 | 68 | France | 545 | 37 | France | 440 | 39 |
| Belgium | 250 | 18 | United Kingdom | 285 | 20 | Spain | 205 | 18 |
| United Kingdom | 65 | 5 | Greece | 140 | 10 | Belgium | 140 | 12 |
| Germany | 35 | 2 | Germany | 115 | 8 | Italy | 105 | 10 |
| Sweden | 20 | 1 | Belgium | 100 | 7 | United Kingdom | 60 | 5 |
| Other | 85 | 6 | Other | 275 | 19 | Other | 170 | 15 |
| ERITREA - (ER) | | | SYRIA - (SY) | | | INDIA - (IN) | | |
| | | (%) | | | (%) | | | (%) |
| Sweden | 395 | 35 | Germany | 555 | 45 | Germany | 210 | 31 |
| France | 190 | 17 | Belgium | 110 | 9 | United Kingdom | 170 | 25 |
| United Kingdom | 180 | 16 | Sweden | 110 | 9 | Austria | 95 | 14 |
| Germany | 175 | 16 | Denmark | 100 | 8 | Belgium | 55 | 9 |
| Netherlands | 95 | 9 | Greece | 95 | 7 | Cyprus | 40 | 6 |
| Other | 80 | 7 | Other | 275 | 22 | Other | 100 | 15 |
| AZERBAIJAN - (AZ) | | | ALGERIA - (DZ) | | | STATELESS - (STATELESS) | | |
| | | (%) | | | (%) | | | (%) |
| France | 205 | 34 | France | 325 | 35 | Sweden | 225 | 40 |
| Germany | 165 | 27 | Germany | 145 | 15 | United Kingdom | 110 | 20 |
| Sweden | 100 | 17 | United Kingdom | 115 | 12 | Austria | 55 | 9 |
| Netherlands | 45 | 8 | Austria | 75 | 8 | Germany | 45 | 8 |
| Belgium | 25 | 4 | Belgium | 70 | 7 | France | 35 | 7 |
| Other | 65 | 10 | Other | 210 | 22 | Other | 90 | 16 |
| SUDAN - (SD) | | | HAITI - (HT) | | | ALBANIA - (AL) | | |
| | | (%) | | | (%) | | | (%) |
| United Kingdom | 215 | 39 | Belgium | 5 | 1 | France | 115 | 28 |
| France | 165 | 29 | Germany | 0 | 0 | Belgium | 75 | 19 |
| Germany | 55 | 9 | Bulgaria | 0 | 0 | United Kingdom | 75 | 19 |
| Netherlands | 35 | 6 | Czech Republic | 0 | 0 | Greece | 70 | 17 |
| Sweden | 25 | 4 | Denmark | 0 | 0 | Sweden | 35 | 8 |
| Other | 65 | 12 | Other | 590 | 99 | Other | 40 | 10 |
| | | | VIETNAM - (VN) | | | | | |
| | | (%) | | | (%) | | | (%) |
| | | | Germany | 255 | 54 | | | |
| | | | United Kingdom | 75 | 16 | | | |
| | | | Cyprus | 60 | 13 | | | |
| | | | Sweden | 40 | 8 | | | |
| | | | Slovakia | 10 | 2 | | | |
| | | | Other | 30 | 7 | | | |

Notes:

1) Citizenships selected here are those with the highest number of asylum applicants registered during Q1 2011 in the EU-27

* represents 2 or fewer applicants recorded in the reference period

CD – Congo, the Democratic Republic of the; MK – the former Yugoslav Republic of Macedonia

Source: Eurostat (online data code: migr_asyappctzm)

Table 7: New asylum applicants, Q1 2010 - Q1 2011 (rounded figures)

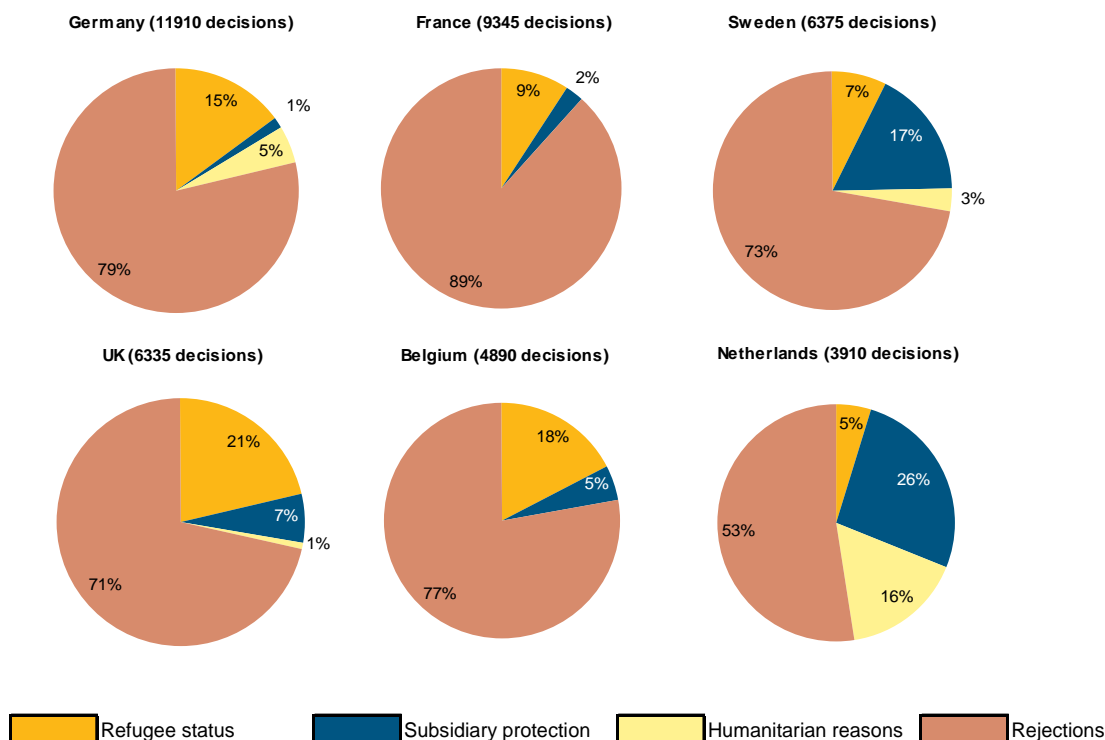
| | Q1 2010 | | | Q2 2010 | | | Q3 2010 | | | Q4 2010 | | | Q1 2011 | | | Q1 2011 | Q4 2010 to Q1 2011 change in % | Q1 2010 to Q1 2011 change in % | Applicants per million inhabitants ¹⁾ Q1 2011 | Last 12 months |
|----------------|---------|-------|-------|---------|-------|-------|---------|-------|-------|---------|-------|-------|---------|-------|-------|---------|--------------------------------|--------------------------------|--|----------------|
| | Jan. | Feb. | Mar. | Apr. | May | Jun. | Jul. | Aug. | Sep. | Oct. | Nov. | Dec. | Jan. | Feb. | Mar. | | | | | |
| EU-27 | | | | | | | | | | | | | | | | | | | | |
| Belgium | 1 240 | 2 480 | 1 520 | 1 155 | 1 260 | 1 325 | 1 550 | 1 965 | 2 250 | 2 460 | 2 240 | 2 165 | 1 870 | 1 840 | 2 300 | 6 010 | -12 | 15 | 550 | 22 370 |
| Bulgaria | | | | | | | | | | | | | | | | 105 | 31 | -11 | 10 | 370 |
| Czech Republic | 30 | 35 | 55 | 40 | 35 | 35 | 20 | 35 | 25 | 20 | 20 | 40 | 30 | 30 | 40 | 10 550 | -21 | 34 | 130 | 43 950 |
| Denmark | | | | | | | | | | | | | | | | 15 | 275 | 150 | 10 | 40 |
| Germany | 2 715 | 2 435 | 2 705 | 2 455 | 2 415 | 2 890 | 3 375 | 4 085 | 4 765 | 4 975 | 4 740 | 3 695 | 3 740 | 3 285 | 3 525 | 385 | -8 | -28 | 85 | 1 770 |
| Estonia | 5 | 5 | 5 | 5 | 5 | * | 5 | 5 | * | * | * | * | 5 | 5 | 5 | 740 | 9 | 29 | 15 | 2 715 |
| Ireland | 190 | 175 | 165 | 160 | 180 | 155 | 160 | 170 | 150 | 140 | 155 | 120 | 135 | 125 | 125 | 12 960 | -2 | 6 | 200 | 48 710 |
| Greece | | | | | | | | | | | | | | | | 3 985 | 57 | 47 | 65 | 11 320 |
| Spain | 165 | 200 | 205 | 185 | 170 | 190 | 245 | 245 | 265 | 220 | 270 | 185 | 205 | 265 | 270 | 25 | 56 | 213 | 10 | 80 |
| France | 3 325 | 4 350 | 4 600 | 3 835 | 3 720 | 3 800 | 3 755 | 3 620 | 3 830 | 4 655 | 3 910 | 4 625 | 3 990 | 4 190 | 4 775 | 65 | -63 | 34 | 20 | 390 |
| Italy | 1 010 | 675 | 1 035 | 730 | 945 | 975 | 815 | 515 | 815 | 870 | 1 040 | 635 | 590 | 1 625 | 1 775 | 480 | 65 | | 935 | 1 070 |
| Cyprus | 215 | 210 | 190 | 175 | 210 | 230 | 205 | 165 | 190 | 210 | 350 | 485 | | | | 50 | 40 | 63 | 115 | 165 |
| Latvia | * | 5 | * | 10 | 5 | 5 | 5 | 5 | 5 | 5 | 5 | 5 | 5 | 20 | 5 | 2 850 | -24 | -25 | 170 | 12 345 |
| Lithuania | 10 | 25 | 15 | 5 | 35 | 20 | 20 | 35 | 30 | 55 | 75 | 50 | 10 | 30 | 25 | 715 | -44 | -25 | 20 | 4 090 |
| Luxembourg | | | | | | | | | | | | | | | | 45 | 26 | 19 | 5 | 165 |
| Hungary | | | | | | | | | | | | | | | | 250 | | | 10 | |
| Malta | | | | | | | | | | | | | | | | 90 | -9 | 207 | 45 | 260 |
| Netherlands | 25 | 5 | | 10 | 10 | * | 40 | 10 | 10 | 10 | 10 | 15 | 10 | 15 | 30 | 50 | -9 | -15 | 10 | 305 |
| Austria | 1 300 | 1 155 | 1 345 | 950 | 750 | 890 | 830 | 1 060 | 1 240 | 1 310 | 1 415 | 1 050 | 1 045 | 915 | 890 | 6 220 | -33 | -23 | 660 | 29 905 |
| Poland | | | | | | | | | | | | | | | | 6 070 | 6 | 12 | 95 | 22 735 |
| Portugal | 310 | 330 | 315 | 285 | 285 | 290 | 280 | 460 | 505 | 415 | 375 | 485 | 125 | 260 | 330 | | | | | |
| Romania | 10 | 20 | 10 | 10 | 15 | 15 | 15 | 20 | 15 | 10 | 5 | 15 | 10 | 20 | 15 | | | | | |
| Slovenia | 10 | 5 | 10 | * | 20 | 15 | 10 | 20 | 20 | 25 | 40 | 40 | 30 | 35 | 30 | | | | | |
| Slovakia | 25 | 10 | 25 | 40 | 35 | 40 | 20 | 30 | 35 | 25 | 15 | 15 | 15 | 25 | 10 | | | | | |
| Finland | | | | | | | | | | | | | | | | | | | | |
| Sweden | 2 225 | 2 330 | 3 565 | 2 150 | 1 870 | 1 910 | 1 895 | 2 735 | 3 880 | 4 190 | 2 830 | 2 220 | 1 960 | 1 955 | 2 300 | | | | | |
| United Kingdom | 1 725 | 1 800 | 1 875 | 1 855 | 1 740 | 1 865 | 1 780 | 1 755 | 1 925 | 2 020 | 2 040 | 1 685 | 2 040 | 1 890 | 2 140 | | | | | |
| Iceland | | | | | | | | | | | | | | | | | | | | |
| Liechtenstein | | | | | | | | | | | | | | | | | | | | |
| Norway | | | | | | | | | | | | | | | | | | | | |
| Switzerland | 1 070 | 1 020 | 1 155 | 1 045 | 940 | 1 095 | 965 | 1 175 | 1 205 | 1 225 | 1 345 | 1 190 | 1 050 | 1 055 | 1 595 | 3 700 | -2 | 14 | 470 | 13 885 |

1) Relative to population as of 1st of January 2011 (provisional data).
 * - represents 2 or fewer asylum applicants recorded in the reference period.

Source: Eurostat (online data code: migr.asyappctzm)

Statistics on first instance decisions on asylum applications during the 1st quarter of 2011

Figure 6: First instance decisions by outcome, selected Member States¹⁾, 1st quarter 2011

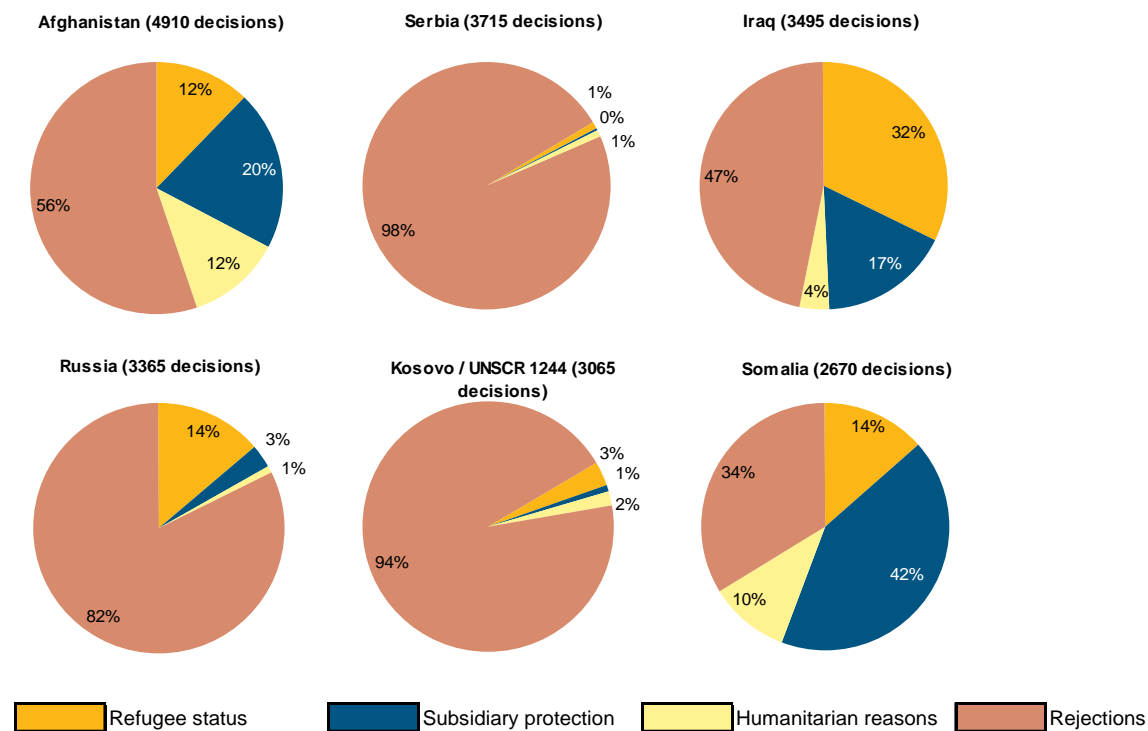


1) Member States selected here are those reporting the highest number of first instance decisions issued during Q1 2011.

Note: UK – United Kingdom

Source: Eurostat (online data code: [migr_asydcfstg](#))

Figure 7: First instance decisions in the EU-27 by outcome, selected citizenships¹⁾, 1st quarter 2011



1) Citizenships selected here are those for which the highest number of first instance decisions was issued during Q1 2011.

Source: Eurostat (online data code: [migr_asydcfstg](#))

Table 8: First instance decisions by citizenship and outcome, selected Member States¹⁾, 1st quarter 2011 (rounded figures)

| BELGIUM (4 890 decisions) | | | | | | | |
|----------------------------------|-----------------------|-------------|----------------------|----------------|------------|-------------|--------|
| Refugee status | Subsidiary protection | | Humanitarian reasons | | Rejections | | |
| Guinea | 180 | Iraq | 100 | Not applicable | XK | 740 | |
| Iraq | 140 | Afghanistan | 90 | | Russia | 480 | |
| Afghanistan | 80 | Somalia | 10 | | Armenia | 360 | |
| Other | 460 | Other | 20 | | Other | 2 225 | |
| FRANCE (9 345 decisions) | | | | | | | |
| Refugee status | Subsidiary protection | | Humanitarian reasons | | Rejections | | |
| Russia | 90 | Mali | 75 | Not applicable | XK | 855 | |
| Sri Lanka | 90 | Guinea | 40 | | Bangladesh | 670 | |
| CD | 80 | Ivory Coast | 25 | | Sri Lanka | 625 | |
| Other | 610 | Other | 90 | | Other | 6 095 | |
| SWEDEN (6 375 decisions) | | | | | | | |
| Refugee status | Subsidiary protection | | Humanitarian reasons | | Rejections | | |
| Iraq | 145 | Somalia | 545 | Afghanistan | 75 | Serbia | 760 |
| Iran | 65 | Afghanistan | 215 | XK | 20 | XK | 375 |
| Somalia | 60 | Eritrea | 205 | Stateless | 20 | Somalia | 320 |
| Other | 195 | Other | 145 | Other | 80 | Other | 3 140 |
| OTHER (12 860 decisions) | | | | | | | |
| Refugee status | Subsidiary protection | | Humanitarian reasons | | Rejections | | |
| Russia | 285 | Afghanistan | 485 | Turkey | 70 | Russia | 1 075 |
| Afghanistan | 205 | Iraq | 210 | Afghanistan | 50 | Pakistan | 685 |
| Iran | 155 | Somalia | 135 | Nigeria | 45 | Nigeria | 670 |
| Other | 645 | Other | 625 | Other | 465 | Other | 7 050 |
| GERMANY (11 910 decisions) | | | | | | | |
| Refugee status | Subsidiary protection | | Humanitarian reasons | | Rejections | | |
| Iraq | 655 | Somalia | 60 | Afghanistan | 420 | Serbia | 2 130 |
| Iran | 370 | Afghanistan | 30 | XK | 20 | Afghanistan | 1 105 |
| Afghanistan | 175 | Eritrea | 20 | Iraq | 20 | Iraq | 655 |
| Other | 595 | Other | 40 | Other | 130 | Other | 5 480 |
| NETHERLANDS (3 910 decisions) | | | | | | | |
| Refugee status | Subsidiary protection | | Humanitarian reasons | | Rejections | | |
| Iran | 40 | Somalia | 345 | Somalia | 270 | Iraq | 250 |
| Iraq | 35 | Iraq | 185 | Iraq | 75 | Somalia | 245 |
| Afghanistan | 15 | Afghanistan | 115 | Iran | 65 | Afghanistan | 230 |
| Other | 95 | Other | 390 | Other | 230 | Other | 1 325 |
| UNITED KINGDOM (6 335 decisions) | | | | | | | |
| Refugee status | Subsidiary protection | | Humanitarian reasons | | Rejections | | |
| Iran | 270 | Afghanistan | 55 | Iran | 15 | Pakistan | 590 |
| Eritrea | 165 | Iran | 40 | Pakistan | 5 | Sri Lanka | 470 |
| Sudan | 155 | Zimbabwe | 40 | Egypt | 5 | Iran | 450 |
| Other | 765 | Other | 275 | Other | 15 | Other | 3 020 |
| EU-27 (55 620 decisions) | | | | | | | |
| Refugee status | Subsidiary protection | | Humanitarian reasons | | Rejections | | |
| Iraq | 1 130 | Somalia | 1 120 | Afghanistan | 590 | Serbia | 3 640 |
| Iran | 930 | Afghanistan | 1 005 | Somalia | 280 | XK | 2 885 |
| Afghanistan | 605 | Iraq | 590 | Iraq | 130 | Russia | 2 765 |
| Other | 4 160 | Other | 1 900 | Other | 1 095 | Other | 32 800 |

1) Member States selected here are those with the highest number of first instance decisions issued during Q1 2011.

Notes: XK – Kosovo / UNSCR 1244; CD – Congo, the Democratic Republic of the

Source: Eurostat (online data code: [migr_asydcfstq](#))

Table 9: First instance decisions by outcome, 1st quarter 2011 (rounded figures)

| | Total decisions | Total positive decisions | Refugee status | Subsidiary protection | Humanitarian reasons | Rejected |
|---------------------------|-----------------|--------------------------|----------------|-----------------------|----------------------|----------|
| EU-27 | 55 620 | 13 535 | 6 825 | 4 615 | 2 095 | 42 085 |
| Belgium | 4 890 | 1 080 | 860 | 220 | - | 3 810 |
| Bulgaria | 115 | 35 | * | 35 | - | 80 |
| Czech Republic | 210 | 125 | 20 | 100 | 5 | 85 |
| Denmark | 830 | 275 | 125 | 90 | 60 | 555 |
| Germany | 11 910 | 2 540 | 1 795 | 155 | 590 | 9 370 |
| Estonia | 15 | 5 | * | | 5 | 10 |
| Ireland | 395 | 15 | 15 | * | - | 380 |
| Greece | 1 345 | 75 | 20 | 55 | * | 1 265 |
| Spain | 800 | 180 | 80 | 95 | 5 | 620 |
| France | 9 345 | 1 095 | 870 | 230 | - | 8 250 |
| Italy¹⁾ | 3 235 | 1 100 | 280 | 365 | 455 | 2 135 |
| Cyprus | 495 | 10 | * | | 10 | 485 |
| Latvia | 15 | 5 | * | 5 | - | 10 |
| Lithuania | 65 | 5 | * | 5 | - | 60 |
| Luxembourg | 230 | 10 | 10 | * | - | 220 |
| Hungary | 165 | 35 | 15 | 20 | 5 | 130 |
| Malta | 35 | 15 | 5 | 10 | * | 20 |
| Netherlands | 3 910 | 1 855 | 185 | 1 035 | 640 | 2 050 |
| Austria | 3 240 | 1 035 | 600 | 435 | - | 2 205 |
| Poland | 750 | 105 | 35 | 25 | 45 | 650 |
| Portugal | 20 | 20 | 5 | 15 | - | 5 |
| Romania | 105 | 25 | 20 | 5 | | 80 |
| Slovenia | 35 | 5 | * | * | - | 30 |
| Slovakia | 45 | 25 | | 20 | 5 | 20 |
| Finland | 725 | 275 | 55 | 180 | 40 | 450 |
| Sweden | 6 375 | 1 775 | 470 | 1 110 | 200 | 4 600 |
| United Kingdom | 6 335 | 1 805 | 1 350 | 415 | 40 | 4 530 |
| Iceland | : | : | : | : | : | : |
| Liechtenstein | 5 | * | * | - | | 5 |
| Norway | 3 295 | 1 310 | 1 020 | 195 | 100 | 1 980 |
| Switzerland | 3 495 | 1 380 | 710 | 290 | 385 | 2 110 |

1) See country information notes.

- represents data are not applicable

* represents 2 or fewer first instance decisions recorded in the reference period

: represents data are not available in the reference period

Source: Eurostat (online data code: [migr_asydcfstq](#))

Table 10: First instance decisions by destination country and outcome, selected citizenships of asylum applicants¹⁾, 1st quarter 2011 (rounded figures)

| SERBIA - (RS) | | | | | | | |
|----------------------------|-----------------------|-------------|----------------------|-------------|------------|-------------|--------|
| Refugee status | Subsidiary protection | | Humanitarian reasons | | Rejections | | |
| Belgium | 25 | Belgium | * | Denmark | 15 | Germany | 2 130 |
| France | 10 | Bulgaria | | * Germany | 5 | Sweden | 760 |
| Austria | 5 | Czech Repu | * | Italy | 5 | Belgium | 310 |
| Other | * | Other | * | Other | * | Other | 440 |
| SOMALIA - (SO) | | | | | | | |
| Refugee status | Subsidiary protection | | Humanitarian reasons | | Rejections | | |
| Germany | 130 | Sweden | 545 | Netherlands | 270 | Sweden | 320 |
| UK | 95 | Netherlands | 345 | Sweden | 5 | Netherlands | 245 |
| Sweden | 60 | Germany | 60 | Italy | 5 | Germany | 110 |
| Other | 75 | Other | 170 | Other | * | Other | 235 |
| IRAQ - (IQ) | | | | | | | |
| Refugee status | Subsidiary protection | | Humanitarian reasons | | Rejections | | |
| Germany | 655 | Netherlands | 185 | Netherlands | 75 | Germany | 655 |
| Sweden | 145 | Belgium | 100 | Germany | 20 | Sweden | 255 |
| Belgium | 140 | Finland | 85 | Sweden | 15 | Netherlands | 250 |
| Other | 190 | Other | 220 | Other | 25 | Other | 485 |
| OTHER | | | | | | | |
| Refugee status | Subsidiary protection | | Humanitarian reasons | | Rejections | | |
| UK | 1 185 | Netherlands | 390 | Italy | 410 | France | 6 640 |
| Germany | 805 | UK | 340 | Netherlands | 250 | Germany | 4 480 |
| France | 655 | Sweden | 270 | Germany | 105 | UK | 3 880 |
| Other | 1 495 | Other | 770 | Other | 205 | Other | 12 535 |
| AFGHANISTAN - (AF) | | | | | | | |
| Refugee status | Subsidiary protection | | Humanitarian reasons | | Rejections | | |
| Germany | 175 | Sweden | 215 | Germany | 420 | Germany | 1 105 |
| Austria | 140 | Austria | 200 | Sweden | 75 | UK | 410 |
| Belgium | 80 | Italy | 150 | Netherlands | 40 | Netherlands | 230 |
| Other | 210 | Other | 440 | Other | 50 | Other | 965 |
| RUSSIA - (RU) | | | | | | | |
| Refugee status | Subsidiary protection | | Humanitarian reasons | | Rejections | | |
| Austria | 200 | Austria | 50 | Germany | 15 | France | 545 |
| France | 90 | Poland | 20 | Poland | 15 | Belgium | 480 |
| Belgium | 45 | Finland | 20 | Estonia | 5 | Poland | 450 |
| Other | 130 | Other | 15 | Other | * | Other | 1 285 |
| KOSOVO / UNSCR 1244 - (XK) | | | | | | | |
| Refugee status | Subsidiary protection | | Humanitarian reasons | | Rejections | | |
| Belgium | 55 | Austria | 10 | Sweden | 20 | France | 855 |
| France | 25 | Italy | 5 | Germany | 20 | Belgium | 740 |
| Italy | 5 | Sweden | 5 | Italy | 10 | Germany | 570 |
| Other | * | Other | * | Other | * | Other | 715 |
| NON-EU | | | | | | | |
| Refugee status | Subsidiary protection | | Humanitarian reasons | | Rejections | | |
| Germany | 1 795 | Sweden | 1 110 | Netherlands | 640 | Germany | 9 370 |
| UK | 1 350 | Netherlands | 1 035 | Germany | 590 | France | 8 250 |
| France | 870 | Austria | 435 | Italy | 455 | Sweden | 4 600 |
| Other | 2 805 | Other | 2 040 | Other | 410 | Other | 19 870 |

1) Citiznships selected here are those with the highest number of first instance decisions issued during Q1 2011.

* – represents 2 or fewer first instance decisions recorded in the reference period.

Note: UK – the United Kingdom

Source: Eurostat (online data code: [migr_asydcfstq](#))

Table 11: First instance decisions by outcome, 30 main citizenships of asylum applicants¹⁾ in the EU-27, 1st quarter 2011 (rounded figures)

| | Total decisions | Total positive decisions | Refugee status | Subsidiary protection | Humanitarian reasons | Rejected |
|---------------------------|-----------------|--------------------------|----------------|-----------------------|----------------------|----------|
| Non-EU | 55 620 | 13 535 | 6 825 | 4 615 | 2 095 | 42 085 |
| Afghanistan - (AF) | 4 910 | 2 195 | 605 | 1 005 | 590 | 2 710 |
| Serbia - (RS) | 3 715 | 80 | 35 | 5 | 35 | 3 640 |
| Iraq - (IQ) | 3 495 | 1 850 | 1 130 | 590 | 130 | 1 645 |
| Russia - (RU) | 3 360 | 600 | 465 | 105 | 30 | 2 765 |
| Kosovo - (XK) | 3 065 | 180 | 95 | 25 | 60 | 2 885 |
| Somalia - (SO) | 2 670 | 1 765 | 365 | 1 120 | 280 | 905 |
| Iran - (IR) | 2 525 | 1 160 | 930 | 130 | 100 | 1 365 |
| Pakistan - (PK) | 1 995 | 250 | 120 | 95 | 30 | 1 745 |
| Sri Lanka - (LK) | 1 750 | 355 | 275 | 40 | 40 | 1 395 |
| Nigeria - (NG) | 1 630 | 145 | 35 | 50 | 65 | 1 485 |
| Turkey - (TR) | 1 560 | 245 | 145 | 25 | 75 | 1 315 |
| China - (CN) | 1 420 | 220 | 140 | 65 | 20 | 1 200 |
| MK - (MK) | 1 305 | 20 | 5 | 5 | 10 | 1 290 |
| Armenia - (AM) | 1 245 | 90 | 30 | 25 | 35 | 1 155 |
| Bangladesh - (BD) | 1 195 | 35 | 15 | 15 | 5 | 1 160 |
| Syria - (SY) | 1 055 | 295 | 235 | 20 | 40 | 765 |
| Guinea - (GN) | 1 050 | 345 | 240 | 80 | 20 | 705 |
| Eritrea - (ER) | 1 045 | 735 | 355 | 340 | 40 | 310 |
| CD - (CD) | 855 | 195 | 140 | 30 | 20 | 660 |
| Georgia - (GE) | 850 | 25 | 10 | 5 | 10 | 825 |
| Algeria - (DZ) | 795 | 30 | 20 | 5 | * | 765 |
| India - (IN) | 600 | 5 | 5 | * | * | 595 |
| Sudan - (SD) | 535 | 250 | 215 | 30 | 5 | 285 |
| Stateless | 530 | 215 | 120 | 75 | 25 | 315 |
| BA - (BA) | 500 | 15 | 5 | 5 | 5 | 485 |
| Tunisia - (TN) | 485 | 20 | 10 | * | 10 | 465 |
| Azerbaijan - (AZ) | 465 | 85 | 50 | 5 | 25 | 385 |
| Haiti - (HT) | 440 | 45 | 30 | 15 | * | 395 |
| Mongolia - (MN) | 435 | 25 | 5 | 5 | 15 | 410 |
| Mauritania - (MR) | 405 | 30 | 20 | 5 | 5 | 375 |
| Other | 9 730 | 2 040 | 975 | 685 | 375 | 7 695 |

1) Citiznships selected here are those with the highest number of first instance decisions issued during Q1 2011.

Notes: Kosovo – Kosovo / UNSCR 1244; MK – the former Yugoslav Republic of Macedonia; CD – Congo, the Democratic Republic of the; BA – Bosnia and Herzegovina.

* represents 2 or fewer first instance decisions recorded in the reference period.

Source: Eurostat (online data code: [migr_asydcfstq](#))

METHODOLOGICAL NOTES

DATA SOURCES

The data used for this publication are provided to Eurostat by the Ministries of Interior, Justice or immigration agencies of the Member States. Data are based entirely on relevant administrative sources. Apart from statistics on new asylum applicants, these data are supplied by Member States according to the provisions of Article 4 of the [Regulation \(EC\) 862/2007](#) of 11 July 2007 on Community statistics on migration and international protection.

All data presented in this publication are rounded to the nearest 5.

All data presented in this publication are provisional (except as otherwise stated) and may be a subject to change.

DEFINITIONS AND COVERAGE

'Asylum applicant' means a person having submitted an application for international protection or having been included in such application as a family member during the reference period. 'Application for international protection' means an application for international protection as defined in Art.2(g) of [Council Directive 2004/83/EC](#), i.e. including requests for refugee status or for subsidiary protection status, irrespective of whether the application was lodged on arrival at border, or from inside the country, and irrespective of whether the person entered the territory legally (e.g. as a tourist) or illegally. In deciding when to regard an asylum application as having been lodged, the principles expressed in Article 4(1) of Council Regulation 2003/343/EC should be applied, i.e. 'An application for asylum shall be deemed to have been lodged once a form submitted by the applicant for asylum or a report prepared by the authorities has reached the competent authorities of the Member State concerned. Where an application is not made in writing, the time elapsing between the statement of intention and the preparation of a report should be as short as possible'. Applications submitted by persons who are subsequently found to be a subject of a Dublin procedure (Council Regulation (EC) No 343/2003) are included in the number of asylum applications. Within the same reference period every person being a subject of asylum application is counted only once, therefore repeat applications are not recorded if the first application has been lodged in the same reference period. However, such a repeat application will be recorded if lodged in a different reference month. It means that the aggregation of the monthly figures may overestimate the number of persons applying for international protection within the aggregated period (quarter or year).

In some Member States (e.g. IT, MT) due to restrictions of the asylum procedure (e.g. time limits for lodging repeat application) repeat applications may be very rare. Therefore the number of new asylum applicants may equal or almost equal the number of asylum applicants.

The number of asylum applicants and the number of first instance decisions during the same reference period differs. This is due to the time lag between the date of asylum application and the date of the decision on asylum application. The duration of this time lag may vary considerably depending on the national asylum procedure and the administrative workload. Asylum application lodged in one reference period may therefore result in a decision in a later period, while some asylum decisions reported for that period may relate to the applications lodged in previous reference periods.

'New asylum applicant' means a person having submitted an application for international protection for the first time. Applications submitted by persons who are subsequently found to be a subject of a Dublin procedure are included in the statistics on new asylum applicants if such persons are also a subject of first asylum application. All Member States are requested to supply these data but their provision is voluntary. As persons are counted once only, statistics on new asylum applicants may be used for preparation of annual aggregates.

Person being a subject of **'a pending application'** means a person who is the subject of application for international protection under consideration by the responsible national authority at the end of the reference period. It includes the number of persons with pending applications at all instances of the administrative and/or judicial procedure.

'Rejected applicant' means a person covered by a first instance decision rejecting an application for international protection, including decisions considering applications as inadmissible or as unfounded and decisions under priority and accelerated procedures, taken by administrative or judicial bodies during the reference period.

'Person granted refugee status at first instance' means a person covered by a first instance decision granting refugee status, taken by administrative or judicial bodies during the reference period. Refugee status means status as defined in Art.2 (d) of Directive 2004/83/EC within the meaning of Art.1 of the Geneva Convention relating to the Status of Refugees of 28 July 1951, as amended by the New York Protocol of 31 January 1967. According to the Art.2(c) of that Directive refugee means a third country national who, owing to a well-founded fear of being persecuted for reasons of race, religion, nationality, political opinion or membership of a particular social group, is outside the country of nationality and is unable or, owing to such fear, is unwilling to avail himself or herself of the protection of that country, or a stateless person, who, being outside of the country of former habitual residence for the same reasons as mentioned above, is unable or, owing to such fear, unwilling to return to it.

'Person granted subsidiary protection status at first instance' means a person covered by a first instance decision granting subsidiary protection status, taken by administrative or judicial bodies during the reference period. Subsidiary protection status means status as defined in Art.2 (f) of Directive 2004/83/EC. According to the Art.2(e) of that Directive a person eligible for subsidiary protection means a third country national or a stateless person who does not qualify as a refugee but in respect of whom substantial grounds have been shown for believing that the person concerned, if returned to his or her country of origin, or in the case of a stateless person, to his or her country of former habitual residence, would face a real risk of suffering serious harm and is unable, or, owing to such risk, unwilling to avail himself or herself of the protection of that country.

'Person granted authorisation to stay for humanitarian reasons at first instance' means a person covered by another first instance decision granting authorisation to stay for humanitarian reasons under national law concerning international protection,

taken by administrative or judicial bodies during the reference period. It includes persons who are not eligible for international protection as currently defined law but are nonetheless protected against removal under the obligations that are imposed on all Member States by international refugee or human rights instruments or on the basis of principles flowing from such instruments. Examples of such categories include persons who are not removable on ill health grounds and unaccompanied minors.

'Dublin procedure' means a procedure according to the Council Regulation (EC) No 343/2003, establishing the criteria and mechanisms for determining the Member State responsible for examining an asylum application lodged in one of the Member States by a third-country national.

COUNTRY INFORMATION

The number of rejections at first instance in **Italy** includes a number of recommendations to issue an authorization to stay for humanitarian reasons. These recommendations are issued by the National Asylum Commission to the Police. Such recommendation does not guarantee the grant of an authorization to stay for humanitarian reason, and therefore the number of first instance rejections is overestimated. Indeed, some individuals might be counted twice under the same reference period: first as a person rejected and recommended for an authorisation to stay for humanitarian reasons and subsequently as a person granted an authorisation to stay for humanitarian reasons.

ABBREVIATIONS

Belgium (BE), Bulgaria (BG), Czech Republic (CZ), Denmark (DK), Germany (DE), Estonia (EE), Ireland (IE), Greece (EL), Spain (ES), France (FR), Italy (IT), Cyprus (CY), Latvia (LV), Lithuania (LT), Luxembourg (LU), Hungary (HU), Malta (MT), the Netherlands (NL), Austria (AT), Poland (PL), Portugal (PT), Romania (RO), Slovenia (SI), Slovakia (SK), Finland (FI), Sweden (SE), the United Kingdom (UK), Iceland (IS), Lichtenstein (LI), Norway (NO) and Switzerland (CH).

EU ASYLUM POLICY

The Directorate-General for Home Affairs (DG HOME) is responsible for developing EU policies on asylum. For more information please see:

http://ec.europa.eu/dgs/home-affairs/index_en.htm

Further information

Eurostat Website: <http://ec.europa.eu/eurostat>

Data on 'Population'

<http://epp.eurostat.ec.europa.eu/portal/page/portal/population/data/database>

Further information about 'Population'

<http://epp.eurostat.ec.europa.eu/portal/page/portal/population/introduction>

Journalists can contact the media support service:

Bech Building, Office A4/125, L-2920 Luxembourg

Tel.: (352) 4301 33408

Fax: (352) 4301 35349

E-mail: eurostat-mediasupport@ec.europa.eu

European Statistical Data Support:

With the members of the 'European statistical system', Eurostat has set up a network of support centres in nearly every Member State and in some EFTA countries.

Their role is to provide help and guidance to Internet users of European statistics.

Contact details for this support network can be found on the Eurostat website at:

<http://ec.europa.eu/eurostat/>.

All Eurostat publications can be ordered via the 'EU Bookshop':

<http://bookshop.europa.eu/>.

Manuscript completed on: 20.09.2011

Data extracted on: 08.07.2011

ISSN 1977-0316

Catalogue number: KS-SF-11-048-EN-C

© European Union, 2011