

KONJUNKTURINDIKATOREN FÜR DIE INDUSTRIE

INDUSTRIAL SHORT-TERM TRENDS

INDICATEURS CONJONCTURELS DE L'INDUSTRIE



Monatlich Monthly Mensuel

DE

Index der industriellen Produktion im Januar 1983

Der vorläufige Gemeinschaftsindex (EUR10) belief sich im Januar 1983 auf 109,3 und lag damit um 3,7% unter dem Wert für Januar 1982.

Nach Saisonbereinigung erreichte der Gemeinschaftsindex EUR10 111,0, d.h. er stieg gegenüber Dezember 1982 um 1,3%. Das bedeutet, dass der im zweiten Halbjahr 1982 beobachtete Rückgang der industriellen Produktion sich nicht mehr fortsetzte. Der Tendenzindikator (Mittelwert des letzten Quartals im Vergleich zum Vorhergehenden) weist jedoch noch einen Rückgang von 1,4% aus.

Was die Entwicklung in den Mitgliedstaaten angeht, wurde vom Dezember zum Januar ein deutlicher Anstieg der industriellen Produktion in der BR Deutschland festgestellt. Im Vereinigten Königreich scheint die Zunahme anzuhalten, während in Frankreich und Italien weiter ein Rückgang zu verzeichnen ist. In den Niederlanden ist die Produktion auf einem Stand um 103 (1975=100) unverändert geblieben.

Für 1982 siehe Seite 5

* * *

EN

The index of industrial production in January 1983

The provisional index for the Community (EUR10) for January 1983 stood at 109.3, which represented a fall of 3.7% as compared with January 1982.

After seasonal adjustment, the EUR10 index stood at 111.0, a rise of 1.3% as compared with December 1982. This marks a halt in the decline of industrial production which was apparent in the second half of 1982. The trend indicator (the ratio of the last three months to the preceding three months) still shows a drop of 1.4%.

For the individual Member States, the results are as follows. Industrial production in the Federal Republic of Germany was significantly higher in January than in December. The upturn seems to be confirmed in the United Kingdom, whereas the drop in production continued in France and Italy. It appears that production remained static in the Netherlands in the region of 103 (1975=100).

For 1982 see page 9

* * *

FR

L'indice de la production industrielle en janvier 1983

L'indice pour la Communauté (EUR10) provisoire, du mois de janvier 1983 s'établit à 109,3 ce qui correspond à une baisse de 3,7% par rapport à janvier 1982.

Après correction des variations saisonnières, l'indice EUR10 est au niveau 111,0 en hausse de 1,3% par rapport au mois de décembre 1982 ce qui représente un arrêt de la baisse de la production industrielle constatée au cours du 2ème semestre 1982. L'indicateur de tendance (rapport des trois derniers mois aux 3 mois précédents) indique encore une baisse de 1,4%.

Au niveau des pays membres, on constate entre décembre et janvier, une augmentation significative de la production industrielle en RF d'Allemagne. L'augmentation semble se confirmer au Royaume-Uni alors que la baisse se prolongerait en France et en Italie. La production resterait stationnaire aux Pays-Bas à un niveau voisin de 103 (1975=100).

Pour 1982 voir page 13



**STATISTISCHES AMT DER EUROPÄISCHEN GEMEINSCHAFTEN
STATISTICAL OFFICE OF THE EUROPEAN COMMUNITIES
OFFICE STATISTIQUE DES COMMUNAUTÉS EUROPÉENNES**

L-2920 Luxembourg — Tél. 43011 Télex : Comeur Lu 3423
B-1049 Bruxelles, Bâtiment Berlaymont, Rue de la Loi 200 (Bureau de liaison) — Tél. 235 11 11

Luxembourg : Office des publications officielles des Communautés européennes, 1983

Außer im Falle kommerzieller Datennetze ist die Wiedergabe mit Quellennachweis gestattet.
Die Bedingungen für die Einspeisung in kommerzielle Datennetze können bei Eurostat, L-2920 Luxemburg, gefragt werden.

Reproduction is authorized, except by commercial data-base networks, subject to acknowledgement of the source.
For conditions relating to reproduction by data base services, application should be made to Eurostat, L-2920 Luxembourg.

La reproduction, autorisée sauf sur réseau informatique commercial, est subordonnée à l'indication de la source.
Toute demande concernant les conditions de reproduction sur réseau informatique devra être envoyée à l'Eurostat,
L-2920 Luxembourg.

Printed in Belgium

Diese Veröffentlichung ist bei den auf der dritten Umschlagseite aufgeführten Vertriebsbüros erhältlich.
This publication is obtainable from the sales offices mentioned on the inside back cover.
Pour obtenir cette publication, prière de s'adresser aux bureaux de vente dont les adresses
sont indiquées à la page 3 de la couverture.

I N H A L T S V E R Z E I C H N I S

| | |
|---|----|
| HINWEISE | 4 |
| I BASISINDIKATOREN | 15 |
| II ANGABEN NACH INDUSTRIELLEN BEREICHEN | 21 |
| Gesamte Industrie (ohne Baugewerbe) | 22 |
| Grundstoff- und Produktionsgüterindustrien | 24 |
| Investitionsgüterindustrien | 26 |
| Verbrauchsgüterindustrien | 28 |
| Energie | 30 |
| Erzeugung und erste Bearbeitung von Metallen | 32 |
| Be- und Verarbeitung von Steinen und Erden | 34 |
| Chemische Industrie, einschliesslich Chemiefaserindustrie ... | 36 |
| Chemische Industrie | 38 |
| Metallverarbeitende Industrie | 40 |
| Herstellung von Metallerzeugnissen | 42 |
| Maschinenbau | 44 |
| Elektrotechnik | 46 |
| Bau von Kraftwagen und deren Einzelteilen | 48 |
| Fahrzeugbau (ohne Bau von Kraftwagen) | 50 |
| Nahrungs- und Genussmittelgewerbe | 52 |
| Textilindustrie | 54 |
| Schuh- und Bekleidungs-gewerbe | 56 |
| III BAUGEWERBE | 59 |

1. SYSTEMATIK DER INDUSTRIEZWEIGE

Die im vorliegenden Bulletin ausgedruckten Indizes beziehen sich auf die Industriezweige laut allgemeiner Systematik der Wirtschaftszweige in den Europäischen Gemeinschaften (NACE) - Abteilung 1 bis 4. In Teil III des Bulletins finden sich auch einige Indikatoren zu der NACE-Abteilung 5 "Baugewerbe". Ein Auszug der Abteilungen 1 bis 4 der NACE sind der Nummer 2-1983 in der Beilage I beigelegt.

2. PRODUKTIONSINDIZES

2.a Der Produktionsindex spiegelt die Entwicklung des Produktionsvolumens wider. Auf gesamtindustrieller Ebene wird damit auch die mengenmässige Entwicklung der Bruttowertschöpfung (zu konstanten Preisen) in der Industrie gemessen, wobei zu bedenken ist, dass die Zusammenfassung der Produktionsbereiche bei der Indexbildung (ebenso wie die Zusammenfassung für einen bestimmten Industriezweig auf Gemeinschaftsebene) durch Gewichtung mit Hilfe der Bruttowertschöpfung erfolgt (im Prinzip zu Faktorkosten). Die Indizes werden in zwei Etappen berichtigt: eine erste Berichtigung wird unter Berücksichtigung der ungleichen Zahl der Arbeitstage pro Monat durchgeführt, wonach eine Saisonbereinigung aufgrund eines EUROSTAT-Verfahrens erfolgt. Für weitere Auskünfte über den Produktionsindex wird auf Beilage 1-1978 zu diesem Bulletin verwiesen.

2.b Bedeutung von %A und %B:

2.b.1 arbeitstägl. Produktionsindizes:

- %A: die letzten 12 Monate gegenüber den vorhergehenden 12 Monaten;
- %B: der letzte Monat gegenüber dem entsprechenden Vorjahresmonat.

2.b.2 Saisonbereinigte Produktionsindizes:

- %A: die letzten 3 Monate gegenüber den vorhergehenden 3 Monaten;
- %B: der letzte Monat gegenüber dem Vormonat.

2.c Die Ausführungen zu 2.a und 2.b gelten übrigens auch für die Produktionsindizes des Baugewerbes.

2.d Die Produktionsindizes von Drittländern, mit Ausnahme von Spanien, (Portugal, USA, Japan) entstammen OECD-Quellen: ihre Nomenklature sowie ihre Berechnungsweise und Saisonbereinigung entsprechen der Methodik der Quelle. Die Indizes für Spanien und Japan sind nicht in bezug auf die ungleiche Zahl der Arbeitstage berichtigt.

3. Im Gegensatz zum Produktionsindex (siehe 2.a) werden die übrigen Indizes (Umsatz, Auftragseingang, Ein- und Ausfuhr, abhängig Beschäftigte, Bruttolöhne und -gehälter) vor Saisonbereinigung nicht in bezug auf die ungleiche Zahl der Arbeitstage berichtigt.

4. UMSATZ- UND AUFTRAGSEINGANGSINDIZES

Dabei wird die Entwicklung des Umsatzes erfasst (Gesamtumsatz einschliesslich Exportumsatz), bzw. des Auftragseinganges zu laufenden Werten. Für weitergehende Definitionen verweisen wir auf Beilage Nr. 12-1980 zu diesem Bulletin.

5. EIN- UND AUSFUHR-INDIZES NACH INDUSTRIEZWEIGEN

Dabei geht es um die Ein- und Ausfuhr industrieller Erzeugnisse (Spezialhandel), zu laufenden Werten (c.i.f. bzw. f.o.b.), die aufgrund ihrer Zuordnung zu den einzelnen Industriezweigen eingestuft wurden. In diesem Zusammenhang muss hervorgehoben werden, dass gewisse Ungenauigkeiten bei der Zuordnung der Aussenhandelserzeugnisse zu grossen Produktgruppen gemäss einer Systematik der Wirtschaftszweige unvermeidlich sind, und dass selbst die Vergleichbarkeit der Einfuhr- und Ausfuhrindizes begrenzt ist. Bei den Indizes für die EWG als Ganzes (d.h. EUR9 bis 1980 und EUR10 ab 1.1.1981, Datum des Beitritts Griechenlands in die Gemeinschaft) handelt es sich um den Handel mit Drittländern.

6. INDIZES DER ABHÄNGIG BESCHÄFTIGTEN SOWIE DER BRUTTOLOEHNE UND -GEHAELTER

6.1 Die Beschäftigtenzahlen umfassen sämtliche beschäftigten Personen (auf der Lohnliste stehende Arbeiter und Angestellte).

6.2 Die Bruttolöhne und -gehälter umfassen die Zahlungen an den Kreis der Personen, die zu den Arbeitslohnempfängern zählen, und verstehen sich einschliesslich der auf die Beschäftigten entfallenden und vom Arbeitgeber einbehaltenen Steuern und Sozialabgaben, jedoch ohne die Arbeitgeberabgaben zur Sozialversicherung.

Ausführlichere Beschreibungen, sowie retrospektive Reihen für diese Indikatoren sind in der Beilage 1982 zu diesem Bulletin enthalten.

7. BAUGEWERBE (TEIL III)

Was den Produktionsindex und seine Darstellung angeht, sowie den Index der abhängig Beschäftigten, verweisen wir auf die unter Ziffer 2 und 6.1 gegebenen Erläuterungen.

Die Indizes für die genehmigten, begonnenen und fertiggestellten Wohnungen gestatten es ausschliesslich, die Tätigkeit auf dem Gebiet des Wohnungsbaus zu verfolgen, während die anderen beiden Indextypen auch das übrige Baugewerbe mit einschliessen.

8. SCHAUBILDER

Die Schaubilder beziehen sich auf die Tendenz bei Produktion und Beschäftigung, wobei die Tendenz definiert wird als der gleitende Dreimonats-Durchschnitt (nach Saisonbereinigung) für den Produktionsindex; die vierteljährlichen Beschäftigungsgleichnisse werden mit Hilfe linearer Interpolation auf Monatsbasis umgerechnet (ohne Saisonbereinigung).

9. ZUSAETZLICHE AUSKUENFTE

Die in diesem Bulletin ausgewiesenen Informationen entstammen der CRONOS-Datenbank, die über das EURONET-Netz zugänglich ist. Näheres über CRONOS-EURONET bzw. die in diesem Bulletin enthaltenen Informationen sind bei EUROSTAT-LUXEMBURG (Tel.: 4301-3521 oder 4301-2037) erhältlich.

10. ZEICHEN UND ANMERKUNGEN:

- : Angaben liegen nicht vor
- Reihe existiert nicht
% Prozent
1975=100 Basisjahr
SB Saisonbereinigt
EUR9 Gemeinschaft der 9
EUR10 Gemeinschaft der 10
UEBL Belgisch-Luxemburgische Wirtschaftsunion

DIE INDUSTRIEPRODUKTION IN DER EUROPÄISCHEN GEMEINSCHAFT IM JAHR 1982

Gegenüber 1981 ist die industrielle Produktion in der EG im Jahr 1982 im Durchschnitt um 1,7% zurückgegangen, während zwischen 1980 und 1981 ein Rückgang um 2,1% eingetreten war (aus den Vereinigten Staaten wird 1982 gegenüber dem Vorjahr ein Rückgang um 8,2% und aus Japan ein Anstieg um rd. 1% gemeldet).

Die EG-Länder, in denen 1982 im Jahresdurchschnitt die stärksten Rückgänge bei der industriellen Produktion zu verzeichnen waren, sind Griechenland, (um -3,8%*), Luxemburg (-3,7%) und die Niederlande (-3,4%), gefolgt von Italien (-2,6%), der BR Deutschland (-2,4%) und schliesslich Frankreich (-1,4%); ein leichter Anstieg der industriellen Produktion scheint sich in drei Ländern abzuzeichnen, nämlich in Irland (0,4%), in Belgien (0,5%*) und im Vereinigten Königreich (0,6%), in Dänemark ist im Jahresmittel sogar ein Anstieg der Produktion um 2,2% festzustellen.

Die rückläufige Entwicklung der Industrieproduktion hat in der Gemeinschaft erst im zweiten Halbjahr 1982 eingesetzt, im ersten Halbjahr 1982 erreichte die Produktion der Gemeinschaft praktisch den gleichen Stand wie im gesamten Jahr 1981.

Der Produktionsrückgang im zweiten Halbjahr 1982 war besonders ausgeprägt in der BR Deutschland, in Italien, in den Niederlanden und in Griechenland; weniger stark ausgeprägt war der Rückgang in Frankreich, in Luxemburg und in Dänemark. Eine eher stagnierende Tendenz war in Belgien, dem Vereinigten Königreich und in Dänemark zu verzeichnen.

Der Index der industriellen Produktion lag 1982 für die EG (EUR10) bei 112,8 (1975 = 100); dagegen lagen die Indizes der Vereinigten Staaten und Japans bei 117,7 bzw. 148.

Im Vergleich zu 1975 weist der Index in vier Ländern der Gemeinschaft einen Mittelwert auf, der deutlich über dem Mittel für EUR10 liegt (Irland, Griechenland, Italien und Dänemark); in drei Ländern ist dieser Index deutlich niedriger als der Gemeinschaftsdurchschnitt (Luxemburg, Vereinigtes Königreich und die Niederlande) in drei Ländern, nämlich in Belgien, Frankreich und der Bundesrepublik Deutschland, entsprechen die Indizes in etwa dem Gemeinschaftsdurchschnitt (EUR10).

*) Geschätzte Angaben

| LAND | EUR10 | D | F | I | NL | B | L | UK | IRL | DK | GR |
|-----------------------|-------|-------|-------|-------|-------|--------|-------|-------|-------|-------|--------|
| 1981 | 114,7 | 116,3 | 114,6 | 125,0 | 110,4 | 111,6 | 100,3 | 103,9 | 134,7 | 117,2 | 128,2 |
| 1982 | 112,8 | 113,5 | 113,0 | 121,7 | 106,7 | 112,2* | 96,6 | 104,5 | 135,3 | 119,8 | 123,3* |
| % <u>1982</u> 1981 | -1,7 | -2,4 | -1,4 | -2,6 | -3,4 | +0,5* | -3,7 | +0,6 | +0,4 | +2,2 | -3,8* |



T A B L E O F C O N T E N T S

| | |
|---|----|
| NOTES | 8 |
| I BASIC INDICATORS | 15 |
| II DATA BY BRANCH OF INDUSTRY | 21 |
| Total industry (excluding building & civil engineering) | 22 |
| Intermediate products industries | 24 |
| Capital goods industries | 26 |
| Consumer goods industries | 28 |
| Energy | 30 |
| Production and preliminary processing of metals | 32 |
| Non-metallic mineral products | 34 |
| Chemical industry, including man-made fibres | 36 |
| Chemical industry | 38 |
| Engineering and allied industries | 40 |
| Manufacture of metal articles | 42 |
| Mechanical engineering | 44 |
| Electrical engineering | 46 |
| Motor vehicles, parts and accessories | 48 |
| Means of transport (excluding motor vehicles) | 50 |
| Food, drink and tobacco industry | 52 |
| Textile industry | 54 |
| Footwear and clothing industry | 56 |
| III BUILDING & CIVIL ENGINEERING | 59 |

1. NOMENCLATURE OF INDUSTRIAL ACTIVITIES

The indices included in this bulletin cover industry as it is defined in divisions 1 to 4 of the General Industrial Classification of Economic Activities within the European Communities (NACE). In part III of the bulletin there are also some indicators relating to NACE division 5 (building and civil engineering).
An extract of divisions 1 to 4 of NACE can be found in the appendix I to issue n° 2-1983.

2. INDICES OF PRODUCTION

2.a The index of production reflects changes in the volume of production. For industry as a whole, it also indicates changes in volume (at constant prices) in the gross added value created by industry, the branch indices being aggregated (like the aggregation at Community level for a given industrial branch) by means of a system of weighting according to gross added value (in principle, at factor costs). The indices are adjusted in two stages: first they are adjusted to take account of the varying number of working days in the month and this is followed by seasonal adjustment according to EUROSTAT's own particular method.
Further information on the index of production may be obtained from supplement 01.1978 of this bulletin.

2.b Meaning of %A and %B:

2.b.1 indices of production per working day:

- %A: the last twelve months as compared with the previous twelve months;
- %B: the last month as compared with the corresponding month of the previous year.

2.b.2 seasonally adjusted indices of production:

- %A (short-term growth): the last three months as compared with the previous three months;
- %B: the last month as compared with the previous month.

2.c The descriptions and definitions in 2.a and 2.b above are also applicable to the indices of production for building and civil engineering.

2.d The indices of production for non-Member States, with the exception of Spain, (Portugal, the United States and Japan) are taken from OECD sources: their nomenclature, calculation and deseasonalisation methods are as in the source publication.

The indices for Spain and Japan are not adjusted for differences in the number of working days.

3. Unlike the index of production (see 2.a above), the other indices (turnover, orders, exports, imports, number of employees, gross wages and salaries) are not adjusted to allow for differences in the number of working days in each period before they are seasonally adjusted.

4. INDICES OF TURNOVER AND ORDERS RECEIVED

These reflect changes in turnover (overall sales, including sales for export) and orders received at current prices. For detailed definitions, see also supplement N° 12-1980 to this bulletin.

5. INDICES OF IMPORTS AND EXPORTS BY INDUSTRIAL BRANCHES

These are indices of imports or exports (special trade), at current prices (respectively c.i.f. or f.o.b.), of industrial products classified according to the industrial branches to which they belong. It should be emphasized that this classification implies the need to make certain choices in allocating external trade products to overall groups of products according to a nomenclature of industrial activities, and that even comparability between the indices for imports and those for exports is limited.

The indices for the EEC as a whole (i.e. EUR9 up to 1980 and EUR10 as from 1.1.1981, date of entry of Greece into the Community) refer only to trade with non-Member States.

6. INDICES OF THE NUMBER OF EMPLOYEES AND OF GROSS WAGES AND SALARIES

6.1 The number of employees includes all persons employed by the firm (manual workers and salaried employees on the company's payroll).

6.2 Gross wages and salaries cover all sums paid out to persons employed by the company in remuneration for the work they do, including taxes and social security contributions payable by the employee and deducted by the employer, but excluding social security and other contributions payable by the employer.

More detailed descriptions and retrospective series of these indicators may be obtained from supplement 1982 of this bulletin.

7. BUILDING AND CIVIL ENGINEERING (PART III)

For information on the index of production and its layout, and on the index of the number of employees, see sections and 6.1 above.

The indices for authorised dwellings and dwelling starts and completions only give a picture of activity in the residential building sector, whereas the other two types of indices also cover non-residential building and civil engineering.

8. GRAPHS

The graphs cover the trend in production and/or employment, whereby the trend is defined as the moving average over three months (after seasonal adjustment) in the case of the index of production; in the case of employment, for which the indices are quarterly, a monthly series is obtained by linear interpolation (without seasonal adjustment).

9. ADDITIONAL INFORMATION

The information included in this bulletin has been taken from the CRONOS data bank, which may be accessed via the EURONET network. Information on CRONOS-EURONET or on the information given in this bulletin may be obtained from EUROSTAT in Luxembourg (tel. 4301-3521 or 4301-2037).

- | | | |
|---------------------------------------|-------------------------|--------------------------------------|
| 10. <u>SYMBOLS AND ABBREVIATIONS:</u> | : data not available | ADJ seasonally adjusted |
| | - non-existent series | EUR9 Community of 9 |
| | % per cent | EUR10 Community of 10 |
| | 1975=100 reference year | UEBL Belgo-Luxembourg Economic Union |

INDUSTRIAL PRODUCTION IN THE EUROPEAN COMMUNITY IN 1982

In 1982 industrial production in the Community fell by an annual average of 1.7% compared with 1981 whereas it had fallen by 2.1% in 1981 compared with 1980. (In the United States there was a fall of 8.2% in 1982 compared with 1981 and in Japan there was a rise of approximately 1%).

The greatest falls in average annual production in 1982 among the countries of the Community occurred in Greece (3.8%*), Luxembourg (3.7%) and the Netherlands (3.4%) followed by Italy (2.6%), the Federal Republic of Germany (2.4%) and lastly France (1.4%). Three countries showed a slight rise in industrial production, viz. Ireland (0.4%), Belgium (0.5%*) and the United Kingdom (0.6%). Lastly Denmark showed an annual average rise in production of 2.2%.

It was during the second half of 1982 that the fall in industrial production occurred in the Community, production during the first half of 1982 remaining practically at the same level as for the full twelve months of 1981.

The fall in production during the second half of 1982 was particularly marked in the Federal Republic of Germany, Italy, the Netherlands and Greece. It was more limited in France, Luxembourg and Denmark. The level of production in Belgium, the United Kingdom and Denmark remained virtually static.

Taking 1975=100 the industrial production index for the Community (EUR 10) stood at 112.8 in 1982, compared with 117.7 in the United States and 148* in Japan.

Compared with 1975 four countries in the Community have an annual average which is considerably higher than the average for EUR 10. These are Ireland, Greece, Italy and Denmark. Three countries have an average which is considerably lower than the Community average, viz. Luxembourg, the United Kingdom and the Netherlands. Three countries have averages close to the EUR 10 average, viz. Belgium, France and the Federal Republic of Germany.

*) Estimated data

| COUN- TRY | EUR10 | D | F | I | NL | B | L | UK | IRL | DK | GR |
|------------------------------|-------|-------|-------|-------|-------|--------|-------|-------|-------|-------|--------|
| 1981 | 114,7 | 116,3 | 114,6 | 125,0 | 110,4 | 111,6 | 100,3 | 103,9 | 134,7 | 117,2 | 128,2 |
| 1982 | 112,8 | 113,5 | 113,0 | 121,7 | 106,7 | 112,2* | 96,6 | 104,5 | 135,3 | 119,8 | 133,3* |
| % <u>1982</u> <u>1981</u> | -1,7 | -2,4 | -1,4 | -2,6 | -3,4 | +0,5* | -3,7 | +0,6 | +0,4 | + ,2 | -3,8* |

T A B L E D E S M A T I E R E S

| | |
|---|----|
| NOTES | 12 |
| | |
| I INDICATEURS DE BASE | 15 |
| | |
| II DONNEES PAR BRANCHES INDUSTRIELLES | 21 |
| Ensemble de l'industrie (sans bâtiment et génie civil) | 22 |
| Industries des biens intermédiaires | 24 |
| Industrie des biens d'investissement | 26 |
| Industries des biens de consommation | 28 |
| Energie | 30 |
| Production et première transformation des métaux | 32 |
| Produits minéraux non-métalliques | 34 |
| Industrie chimique, y inclus fibres artificielles et synthétiques | 36 |
| Industrie chimique | 38 |
| Industries transformatrices des métaux | 40 |
| Fabrication d'ouvrages en métaux | 42 |
| Construction de machines et de matériel mécanique | 44 |
| Construction électrique et électronique | 46 |
| Construction d'automobiles et de pièces détachées | 48 |
| Construction de matériel de transport (sauf automobiles) | 50 |
| Industrie de l'alimentation, boissons, tabac | 52 |
| Industrie textile | 54 |
| Industrie de la chaussure et de l'habillement | 56 |
| | |
| III BÂTIMENT ET GENIE CIVIL | 59 |

N O T E S

1. NOMENCLATURE D'ACTIVITES INDUSTRIELLES

Les indices repris dans ce bulletin portent sur l'industrie telle que définie dans la Nomenclature générale des activités économiques dans les Communautés européennes (N.A.C.E.) aux divisions 1 à 4. Dans la partie III du bulletin on trouvera également quelques indicateurs relatifs à la division 5 "Bâtiment et génie civil" de la NACE. Un extrait des divisions 1 à 4 de la NACE est repris dans l'annexe I du numéro 2-1983.

2. INDICES DE LA PRODUCTION

2.a L'indice de production reflète l'évolution du volume de production. Au niveau de l'ensemble de l'industrie, il tend également à mesurer l'évolution en volume (à prix constants) de la valeur ajoutée brute trouvant son origine dans l'industrie, l'agrégation des indices de branches (comme l'agrégation au niveau communautaire pour une branche donnée) étant effectuée par pondération par les valeurs ajoutées brutes (en principe au coût des facteurs). Les indices sont corrigés en deux étapes: une première correction est effectuée pour tenir compte des inégalités du nombre de jours ouvrables par mois, laquelle est suivie d'une correction saisonnière selon une méthode propre à l'EURCSTAT.
Pour de plus amples informations sur l'indice de production, on se reportera au supplément 01.1978 à ce bulletin.

2.b Signification des %A et %B:

2.b.1 indices de production par jour ouvrable:

- %A: 12 derniers mois par rapport aux 12 mois précédents;
- %B: le dernier mois par rapport au mois correspondant de l'année précédente.

2.b.2 indices de production désaisonnalisés:

- %A (croissance à court terme): les 3 derniers mois par rapport aux 3 mois précédents;
- %B le dernier mois par rapport au mois précédent.

2.c Ce qui est dit ci-dessous sous 2.a et 2.b s'applique également aux indices de production pour le bâtiment et le génie civil.

2.d Les indices de production de pays tiers, à l'exception de l'Espagne, (Portugal, USA, Japon) sont de source OCDE: leur nomenclature de base, méthode d'établissement et mode de désaisonnalisation suivent ceux de la source. Les indices de l'Espagne et du Japon ne sont pas corrigés des inégalités des jours ouvrables.

3. Contrairement à l'indice de production (voir sous 2.a) les autres indices (chiffre d'affaires, commandes, export, import, nombre de salariés, salaires et traitements bruts) ne subissent pas de correction pour l'inégalité des jours ouvrables préalablement à la désaisonnalisation.

4. INDICES DU CHIFFRE D'AFFAIRES ET DES ENTREES DE COMMANDES

Il s'agit de l'évolution du chiffre d'affaires (ventes totales, y inclus les ventes à l'exportation) voire des entrées de commandes en valeur courante. Voir aussi pour des définitions détaillées le supplément n° 12-1980 à ce bulletin.

5. INDICES DES IMPORTATIONS ET EXPORTATIONS PAR BRANCHES INDUSTRIELLES

Il s'agit des importations ou exportations (commerce spécial) en valeur courante (c.i.f. resp. f.o.b.) des produits industriels classés selon leur appartenance aux branches industrielles. Il faut souligner que ce classement implique certains choix d'attribution des produits du commerce extérieur à des grands regroupements de produits selon une nomenclature d'activités, et que même la comparabilité entre les indices d'importation et ceux d'exportations est limitée.

Dans le cas des indices pour la CEE en tant qu'entité (i.e. EUR9 jusqu'en 1980 et EUR10 à partir du 1.1.1981, date de l'entrée de la Grèce dans la Communauté), il ne s'agit que des échanges avec les pays tiers.

6. INDICES DU NOMBRE DE SALARIES (EMPLOI) ET DES SALAIRES ET TRAITEMENTS BRUTS

6.1 Le nombre de salariés inclut l'ensemble des personnes occupées (ouvriers et employés figurant sur la feuille de paie).

6.2 Les salaires et traitements bruts portent sur les sommes versées aux personnes comptées au nombre de salariés en rémunération de leur travail; y inclus les impôts et cotisations de sécurité sociale dus par les salariés et retenus par les employeurs, mais à l'exception des cotisations de sécurité sociale et autres dues par l'employeur.

De plus amples descriptions de ces indicateurs, ainsi que des séries rétrospectives ont été publiées dans le supplément 1982 à ce bulletin.

7. BATIMENT ET GENIE CIVIL (PARTIE III)

En ce qui concerne l'indice de production et sa présentation, ainsi que l'indice du nombre de salaires, voir ci-dessus sous les points 2 et 6.1.

Les indices relatifs aux logements autorisés, commencés et achevés ne permettent de suivre que l'activité dans le secteur du bâtiment résidentiel, alors que les deux autres types d'indices incluent également le bâtiment non-résidentiel et le génie civil.

8. GRAPHIQUES

Les graphiques portent sur la tendance de la production et/ou de l'emploi, la tendance étant définie comme la moyenne mobile sur 3 mois (après désaisonnalisation) dans le cas de l'indice de production; s'il s'agit de l'emploi, dont les indices sont trimestriels, les indices ont été mensualisés par interpolation linéaire (sans désaisonnalisation).

9. RENSEIGNEMENTS COMPLEMENTAIRES

Les informations reprises dans ce bulletin sont extraites de la banque de données CRONOS, qui est accessible via le réseau EURONET. Pour toute information sur CRONOS-EURONET ou sur les informations contenues dans ce bulletin, s'adresser à l'EUROSTAT à Luxembourg (tél. 4301-3521 ou 4301-2037).

10. SIGNES ET ABREVIATIONS:

- : données non disponibles
- série existante
- % pourcentage
- 1975=100 année de base
- CVS corrigé des variations saisonnières
- EUR9 Communauté à neuf
- EUR10 Communauté à dix
- UEBL Union économique belgo-luxembourgeoise

LA PRODUCTION INDUSTRIELLE DANS LA COMMUNAUTE EUROPEENNE EN 1982

En 1982, la production industrielle de la CE a baissé en moyenne annuelle de 1,7% par rapport à 1981 alors qu'elle avait baissé de 2,1% en 1981 par rapport à 1980. (Aux Etats-Unis une baisse de 8,2% est constatée en 1982 par rapport à 1981 et au Japon, on observe une hausse d'environ 1%).

En moyenne annuelle les pays qui ont connu en 1982 les plus fortes baisses de production industrielle dans la CE sont la Grèce (-3,8% *), le Luxembourg (-3,7%) et les Pays-Bas (-3,4%) puis viennent l'Italie (-2,6%), la R.F. d'Allemagne (-2,4%) et enfin la France (-1,4%); trois pays auraient une production industrielle en faible hausse, l'Irlande (0,4%), la Belgique (0,5% *) et le Royaume-Uni (0,6%) enfin le Danemark a une production en hausse de 2,2% en moyenne annuelle.

En fait, c'est au cours du 2e semestre 1982 que la baisse de la production industrielle s'est produite dans la Communauté, en effet la production de la Communauté au cours du 1er semestre 1982 était pratiquement au même niveau qu'au cours de l'ensemble des douze mois de 1981.

La baisse de la production au cours du deuxième semestre 1982 a été particulièrement prononcée en R.F. d'Allemagne, en Italie, aux Pays-Bas et en Grèce; elle était plus limitée en France au Luxembourg et au Danemark; la tendance était proche de la stagnation en Belgique, au Royaume-Uni et au Danemark.

Base 100 en 1975, le niveau de 112,8 de l'indice de la production industrielle pour la CE (EUR 10) constaté en 1982 peut être comparé aux niveaux atteints par cet indice aux Etats-Unis (117,7) et au Japon (148 *).

Dans la Communauté par rapport à 1975 quatre pays ont une moyenne annuelle nettement supérieure à la moyenne EUR 10, ce sont: l'Irlande, la Grèce, l'Italie et le Danemark; trois pays ont une moyenne nettement inférieure à la moyenne communautaire: le Luxembourg, le Royaume-Uni et les Pays-Bas; trois pays ont des moyennes voisines de la moyenne EUR 10: la Belgique, la France et la R.F. d'Allemagne.

*) Donnée estimée

| PAYS | EUR10 | D | F | I | NL | B | L | UK | IRL | DK | GR |
|------------------------------|-------|-------|-------|-------|-------|--------|-------|-------|-------|-------|--------|
| 1981 | 114,7 | 116,3 | 114,6 | 125,0 | 110,4 | 111,6 | 100,3 | 103,9 | 134,7 | 117,2 | 128,2 |
| 1982 | 112,8 | 113,5 | 113,0 | 121,7 | 106,7 | 112,2* | 96,6 | 104,5 | 135,3 | 119,8 | 123,3* |
| % <u>1982</u> <u>1981</u> | -1,7 | -2,4 | -1,4 | -2,6 | -3,4 | +0,5* | -3,7 | +0,6 | +0,4 | +2,2 | -3,8* |



BASISINDIKATOREN

BASIC INDICATORS

INDICATEURS DE BASE

Basisindikatoren

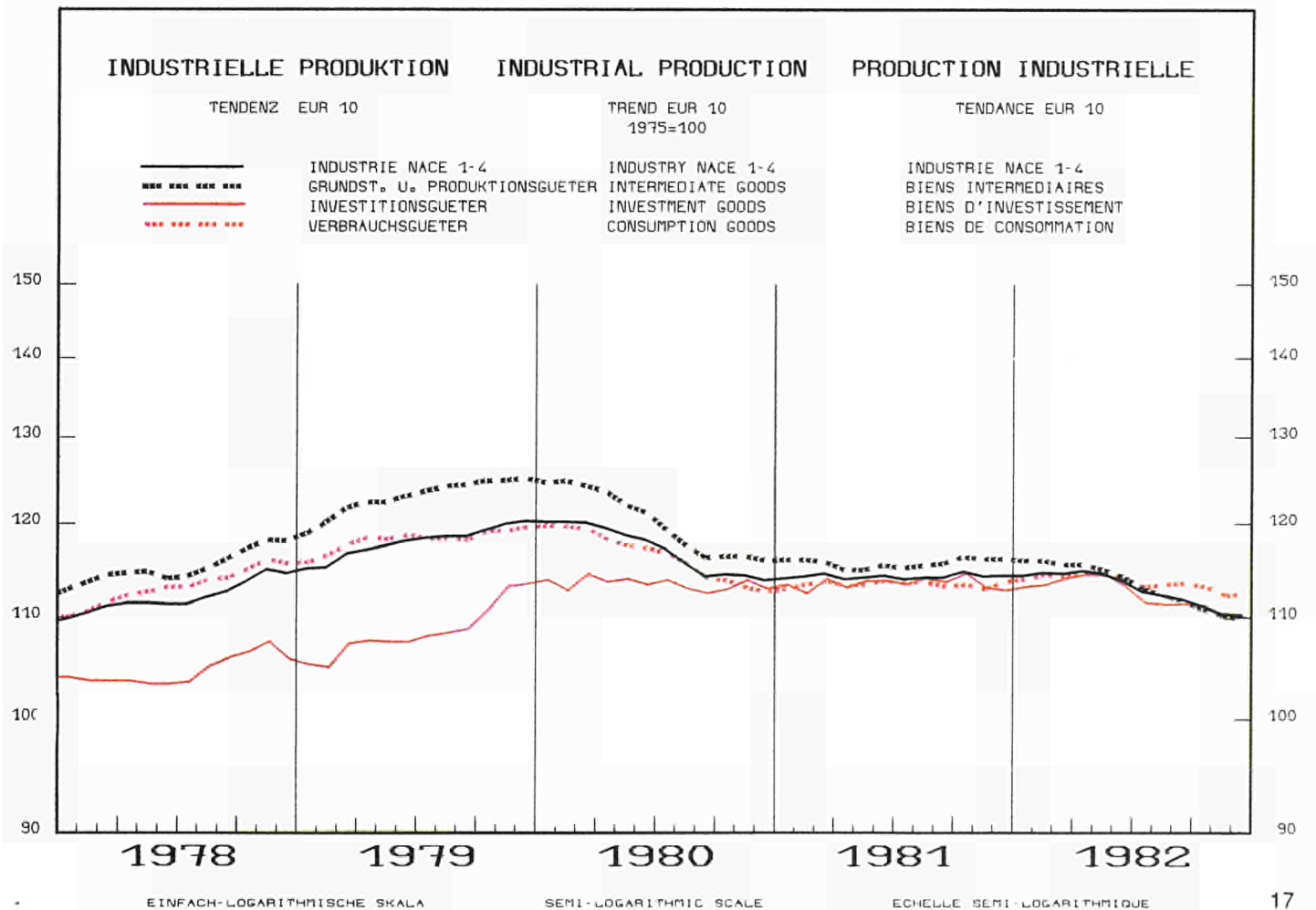
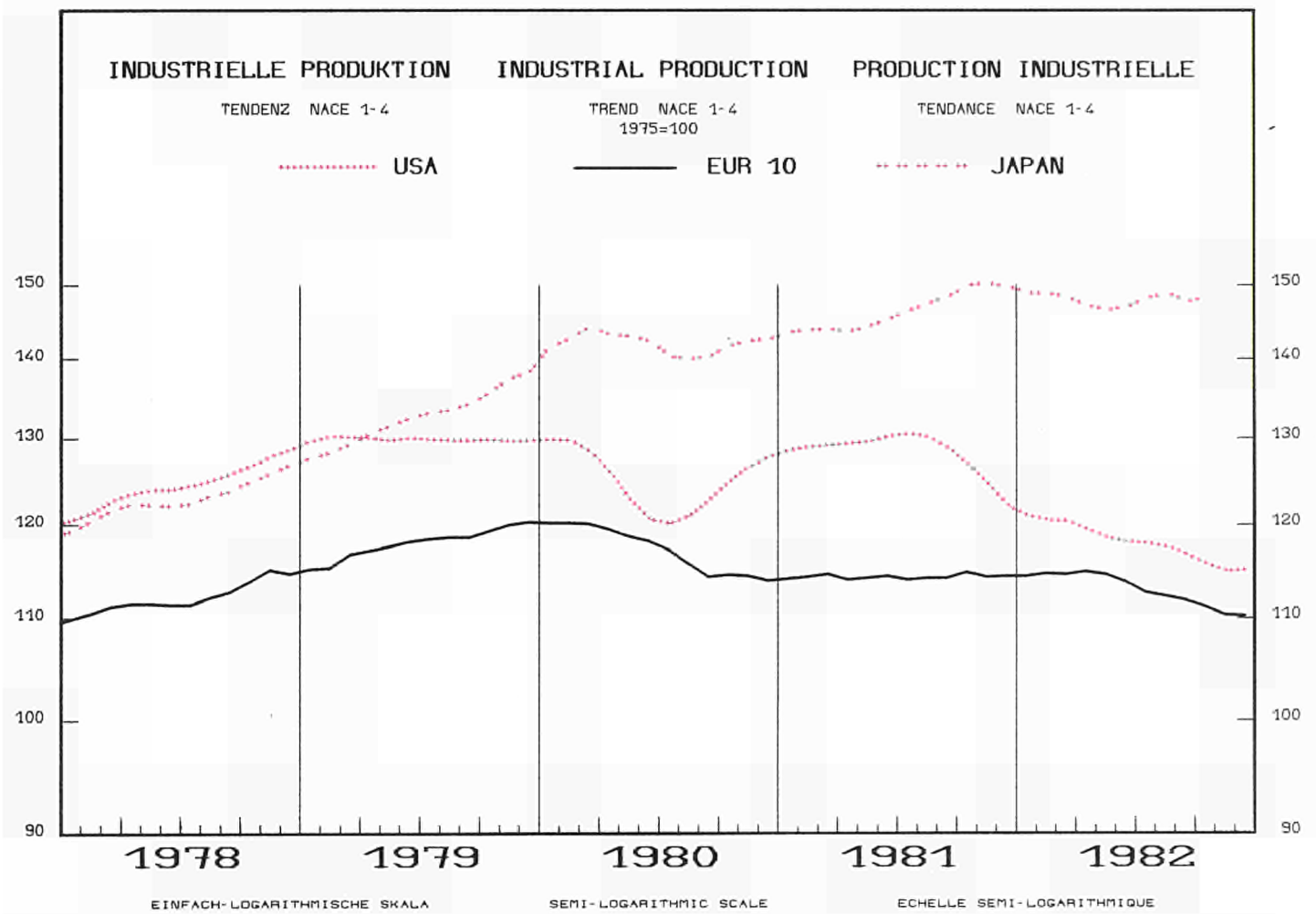
Basic indicators

Indicateurs de base

| Indikator Indicator Indicateur 1975 = 100 | Land Country Pays | Letzte Zahl/Latest figure/ Dernier chiffre | | | Veränderung/Change/ Variation | |
|--|-------------------------|---|---|--|--|---|
| | | Zeitraum Period Période | Pro Arb. Tag Per work. day Par jour ouvr. | Saisonber. Seas. adj. Désaisonn. | Pro Arb. Tag Per work. day Par jour ouvr. % B (1) | Saisonber. Seas. adj. Désaisonn. % A (2) |
| <i>Produktion/Production</i> | | | | | | |
| Industrie insgesamt/Total industry/Total industrie (NACE 1-4) | EUR 10 | 01 1983 | 109.3 | 111.1 | - 3.8 | - 1.4 |
| " " | D | 01 1983 | 105.5 | 111.2 | - 5.9 | - 3.1 |
| " " | F | 01 1983 | 116.7 | 111.5 | - 1.5 | - 0.0 |
| " " | I | 01 1983 | 115.8 | 116.9 | - 6.2 | - 1.3 |
| " " | NL | 01 1983 | 107.0 | 103.2 | - 5.3 | - 3.4 |
| " " | B | 10 1982 | 121.9 | 117.4 | 3.3 | - 0.9 |
| " " | L | 01 1983 | 87.2 | 92.1 | - 10.7 | - 9.4 |
| " " | UK | 01 1983 | 103.8 | 106.2 | 1.2 | - 0.7 |
| " " | IRL | 12 1982 | 124.3 | 134.5 | - 3.2 | 0.8 |
| " " | DK | 12 1982 | 118.0 | 121.2 | 4.4 | 0.5 |
| " " | GR | 11 1982 | 127.1 | 123.5 | - 6.7 | 4.4 |
| " " | E | 11 1982 | 122.4 | 112.9 | 1.0 | 0.2 |
| " " | P | 09 1982 | 146.2 | 143.9 | - 1.3 | 2.3 |
| " " | USA | 01 1983 | 112.1 | 115.6 | - 3.4 | - 1.3 |
| " " | J | 11 1982 | 150.5 | 149.3 | - 0.7 | 0.0 |
| Grundst. u. Prod. Güter/Intermediate products/Biens intermédiaires (INT) | EUR 10 | 01 1983 | 112.6 | 110.1 | - 5.9 | - 1.6 |
| Invest. Güter/Capital goods/Biens d'investissement (INV) | EUR 10 | 01 1983 | 99.7 | 111.2 | - 1.0 | - 1.2 |
| Verbr. Güter/Consumer goods/Biens de consommation (CON) | EUR 10 | 01 1983 | 111.1 | 113.8 | - 1.3 | - 0.9 |
| Energie/Energy/Energie (NACE 11-16) | EUR 10 | 09 1982 | 125.3 | 138.5 | 1.4 | 0.3 |
| Erz. u. 1. Bearb. Met./Production of metals/1ère transf. de métaux (NACE 22) | EUR 10 | 12 1982 | 79.2 | 89.1 | - 22.8 | - 5.0 |
| Chemie u. Chemiefaser/Chemicals & manm. fibres/Chimie + fibres artif. (NACE 25-26) | EUR 10 | 12 1982 | 115.9 | 122.3 | - 1.2 | 0.0 |
| Metallverarb. Ind./Engin. and allied ind./Transf. de métaux (NACE 31-36) | EUR 10 | 12 1982 | 117.8 | 108.9 | - 3.0 | - 4.3 |
| Nahrungs- u. Genußm./Food, drink, tobacco/Alim., boissons, tabac (NACE 41-42) | EUR 10 | 09 1982 | 116.0 | 114.1 | - 1.1 | - 0.2 |
| Textil/Textiles/Textile (NACE 43) | EUR 10 | 12 1982 | 86.6 | 92.6 | - 9.0 | - 3.3 |
| Baugew./Building & civil eng./Bâtiment-génie civil (NACE 5) | EUR 10 | : | : | : | : | : |
| Umsatz/Turnover/Chif. d'aff. (NACE 1-4) | EUR 9 | III 1982 | 202.8 | 217.6 | 5.5 | - 0.3 |
| Ausfuhr/Exports (NACE 1-4) | EUR 10 | : | : | : | : | : |
| Einfuhr/Imports (NACE 1-4) | EUR 10 | : | : | : | : | : |
| Löhne u. Geh./Wages & sal./Sal. et trait. (NACE 1-4) | EUR 9 | III 1982 | 182.9 | 185.2 | 2.7 | 1.3 |
| Abh. Beschäft./Employees/Salariés (NACE 1-4) | EUR 9 | III 1982 | 85.8 | : | - 3.4 | : |

(1) Letzte Zahl gegenüber entsprechender Vorjahreszahl
Last figure compared with corresponding figure previous year.
Dernier chiffre comparé au chiffre correspondant année précédente

(2) Letzte 3 Monate (bzw. letztes Viertelj.), bereinigt, gegenüber vorangegangenen 3 Monaten (bzw. Viertelj.)
Last three months (or last quarter), adjusted, compared with previous three months (or previous quarter).
Les 3 derniers mois (ou le dernier trimestre) corrigés comparés aux 3 mois (ou au trimestre) précédents



PRODUKTIONSINDIZES

INDICES OF PRODUCTION

INDICES DE PRODUCTION

PRO ARBEITSTAG

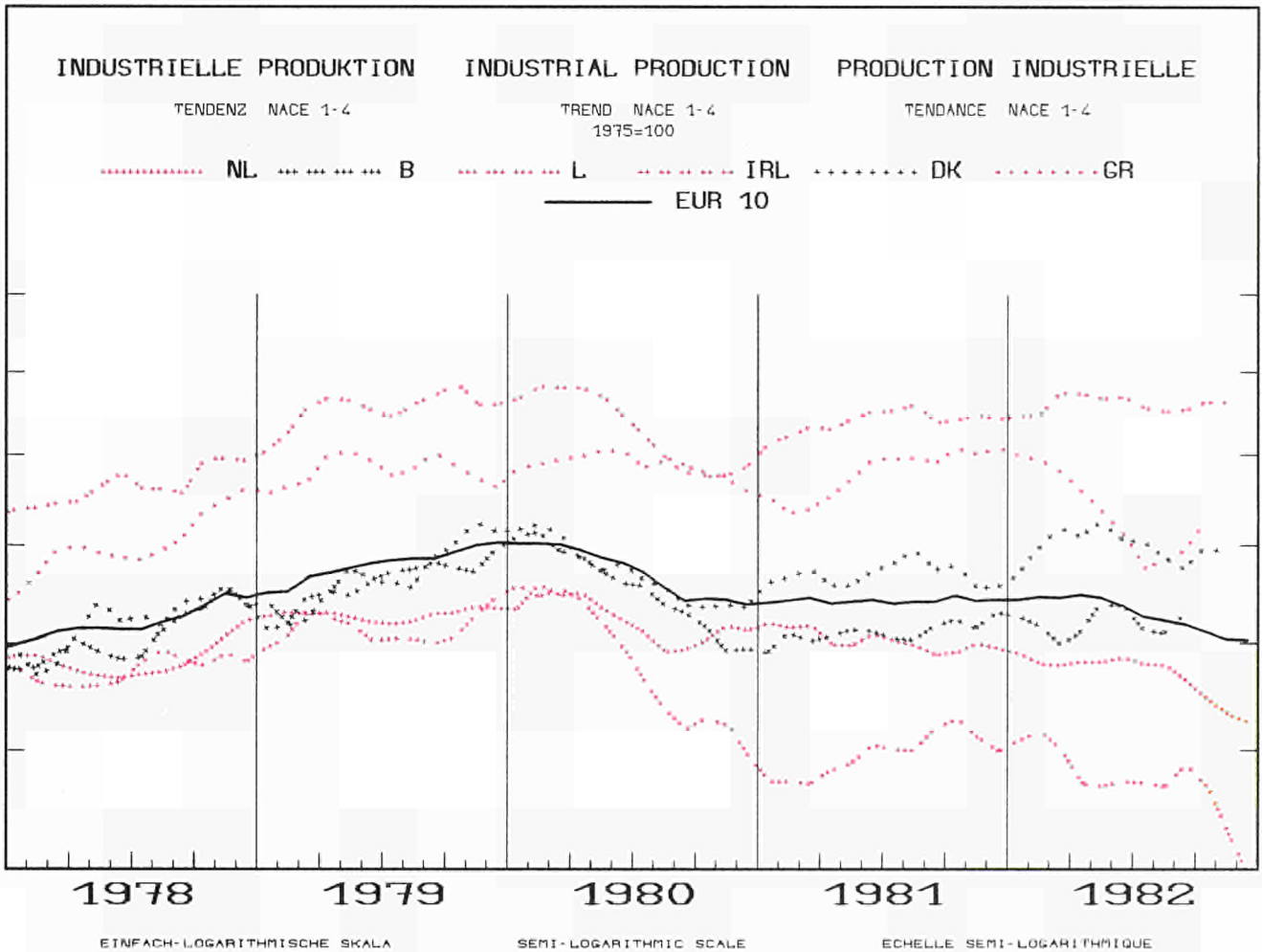
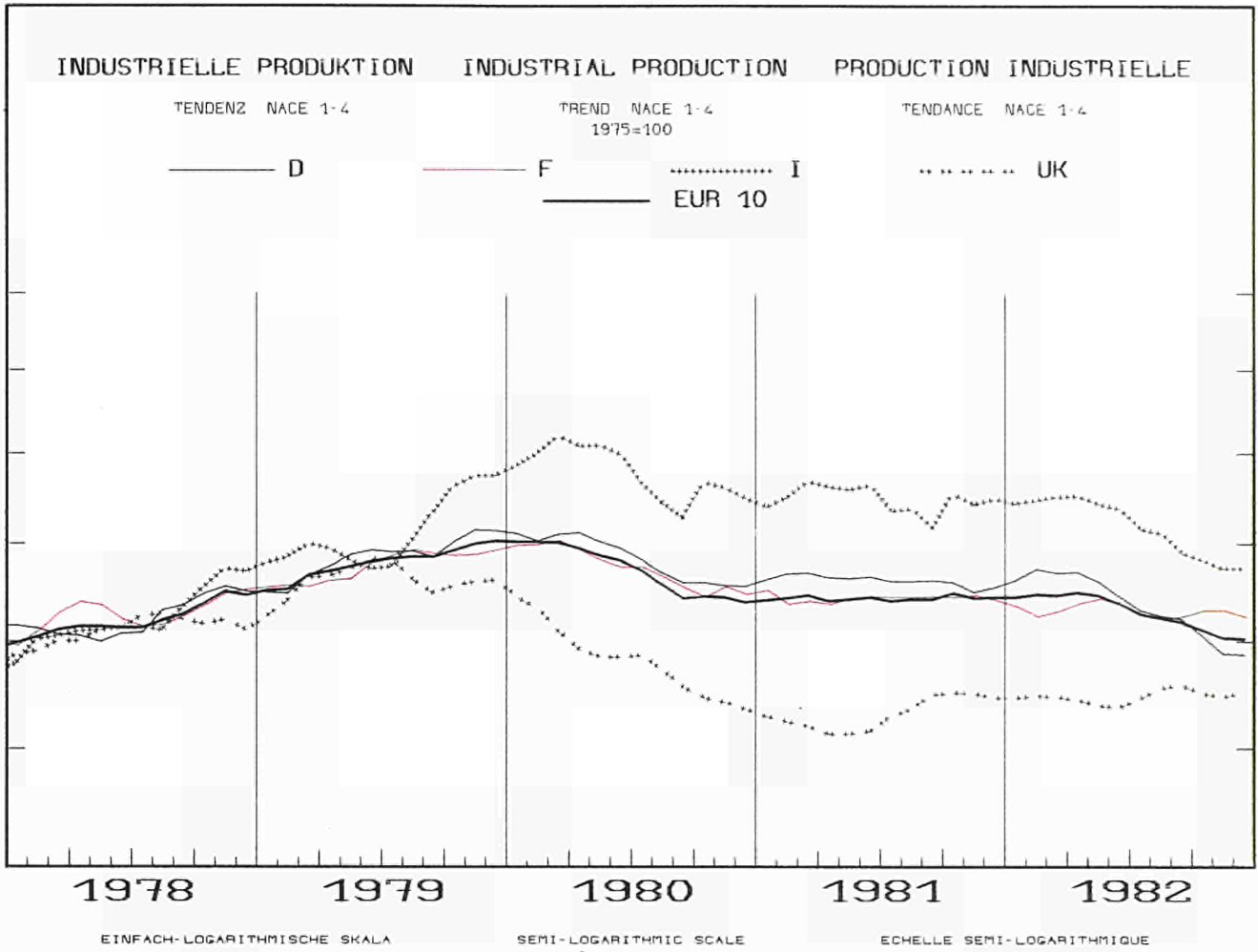
PER WORKING DAY

PAR JOUR OUVRABLE

1975=100

| | 1980 | 1981 | 1982 | 1981 NOV | DEC | 1982 JAN | 1982 NOV | DEC | 1983 JAN |
|-------------------|-------|-------|-------|-------------|-------|-------------|-------------|-------|-------------|
| TOT EUR10 | 117.2 | 114.7 | 112.8 | 124.1 | 115.7 | 113.5 | 118.7 | 111.2 | 109.3 |
| << DEUTSCHLAND | 117.9 | 116.3 | 113.5 | 126.5 | 116.2 | 112.2 | 119.0 | 108.1 | 105.5 |
| << FRANCE | 117.2 | 114.6 | 113.0 | 120.6 | 121.4 | 118.6 | 119.2 | 118.4 | 116.7 |
| << ITALIA | 127.8 | 125.0 | 121.7 | 138.8 | 122.0 | 123.4 | 128.4 | 115.0 | 115.8 |
| << NEDERLAND | 112.3 | 110.4 | 106.7 | 118.0 | 126.0 | 113.0 | 110.0 | 118.0 | 107.0 |
| << BELGIE/BELGIE | 114.9 | 111.6 | : | 121.1 | 106.5 | 117.2 | : | : | : |
| << LUXEMBOURG | 107.6 | 100.3 | 96.6 | 108.0 | 89.9 | 97.6 | 95.0 | 75.4 | 87.2 |
| << UNITED KINGDOM | 108.2 | 103.9 | 104.5 | 112.7 | 102.4 | 102.6 | 110.7 | 103.5 | 103.8 |
| << IRELAND | 132.9 | 134.7 | 135.3 | 141.9 | 128.5 | 115.9 | 141.1 | 124.3 | : |
| << DANEMARK | 116.9 | 117.2 | 119.8 | 123.0 | 113.0 | 107.0 | 130.0 | 118.0 | : |
| << HELLAS | 129.0 | 128.2 | : | 136.3 | 131.0 | 120.3 | 127.1 | : | : |
| << ESPANA | 116.9 | 114.1 | : | 121.2 | 115.6 | 109.7 | 122.4 | : | : |
| << PORTUGAL | 141.2 | 141.9 | : | 152.2 | 147.5 | 153.5 | : | : | : |
| << USA | 124.8 | 128.2 | 117.7 | 124.3 | 118.1 | 116.0 | 114.4 | 111.4 | 112.1 |
| << JAPAN | 141.8 | 146.2 | : | 151.5 | 153.4 | 135.0 | 150.5 | : | : |
| INT EUR10 | 119.9 | 116.2 | 113.2 | 125.0 | 115.4 | 119.8 | 117.4 | 109.4 | 112.6 |
| INV EUR10 | 113.3 | 113.6 | 112.1 | 124.6 | 129.3 | 100.7 | 120.8 | 124.7 | 99.7 |
| CON EUR10 | 116.3 | 113.6 | 113.4 | 124.0 | 110.3 | 112.6 | 122.1 | 107.9 | 111.1 |

| | | | |
|-----|------------------------------------|----------------------------------|---------------------------------------|
| TOT | GESAMTE INDUSTRIE(OHNE BAUGEWERBE) | TOTAL INDUSTRY (EXCL,BUILDING) | ENSEMBLE INDUSTRIE (SANS BATIMENT) |
| INT | GRUNDSTOFF-UND PRODUKTIONSGUETER | INTERMEDIATE PRODUCTS INDUSTRIES | INDUSTRIES DES BIENS INTERMEDIAIRES |
| INV | INVESTITIONSGUETERINDUSTRIEN | CAPITAL GOODS INDUSTRIES | INDUSTRIES DES BIENS D'INVESTISSEMENT |
| CON | VERBRAUCHSGUETERINDUSTRIEN | CONSUMER GOODS INDUSTRIES | INDUSTRIES DES BIENS DE CONSOMMATION |



PRODUCTIONSINDIZES
SAISONBEREINIGTE

INDICES OF PRODUCTION
SEASONALLY ADJUSTED

INDICES DE PRODUCTION
DESAISONNALISES

1975=100

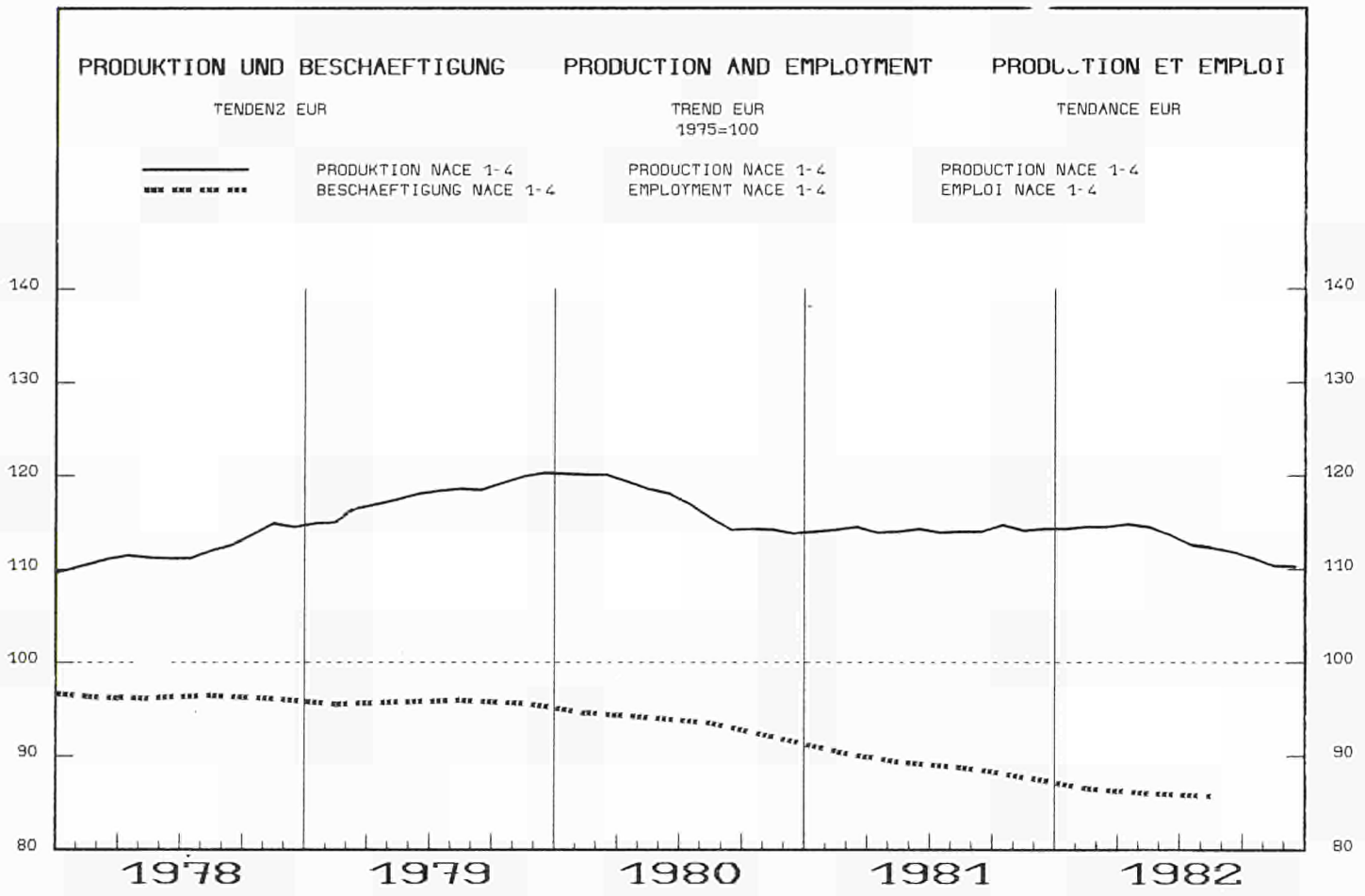
| | 1980 | 1981 | 1982 | 1982 AUG | SEPT | OCT | NOV | DEC | 1983 JAN |
|--------------------|-------|-------|-------|-------------|-------|-------|-------|-------|-------------|
| TOT EUR10 | 117.2 | 114.7 | 112.8 | 112.2 | 112.0 | 111.5 | 110.2 | 109.6 | 111.1 |
| << DEUTSCHLAND | 117.9 | 116.3 | 113.5 | 113.7 | 111.6 | 111.5 | 108.8 | 106.1 | 111.2 |
| << FRANCE | 117.2 | 114.6 | 113.0 | 111.5 | 112.3 | 113.4 | 113.2 | 112.4 | 111.5 |
| << ITALIA | 127.8 | 125.0 | 121.7 | 119.9 | 120.5 | 116.7 | 117.5 | 118.0 | 116.9 |
| << NEDERLAND | 112.3 | 110.4 | 106.7 | 106.1 | 107.5 | 105.2 | 101.5 | 103.2 | 103.2 |
| << BELGIQUE/BELGIE | 114.9 | 111.6 | : | 107.7 | 113.4 | 117.4 | : | : | : |
| << LUXEMBOURG | 107.6 | 100.3 | 96.6 | 98.0 | 96.0 | 102.2 | 92.2 | 84.0 | 92.1 |
| << UNITED KINGDOM | 108.2 | 103.9 | 104.5 | 106.3 | 106.0 | 105.2 | 103.7 | 105.3 | 106.2 |
| << IRELAND | 132.9 | 134.7 | 135.3 | 133.4 | 134.5 | 138.5 | 136.0 | 134.5 | : |
| << DANEMARK | 116.9 | 117.2 | 119.8 | 116.4 | 122.9 | 113.1 | 123.4 | 121.2 | : |
| << HELLAS | 129.0 | 128.2 | : | 113.6 | 123.1 | 121.6 | 123.5 | : | : |
| << ESPANA | 116.9 | 114.1 | : | 111.6 | 116.7 | 108.8 | 112.9 | : | : |
| << PORTUGAL | 141.2 | 141.9 | : | 148.8 | 143.9 | : | : | : | : |
| << USA | 124.8 | 128.2 | 117.7 | 117.5 | 116.6 | 115.2 | 114.4 | 114.6 | 115.6 |
| << JAPAN | 141.8 | 146.2 | : | 147.8 | 149.5 | 145.0 | 149.3 | : | : |
| INT EUR10 | 119.9 | 116.2 | 113.2 | 111.8 | 112.2 | 111.1 | 109.5 | 110.2 | 110.1 |
| INV EUR10 | 113.3 | 113.6 | 112.1 | 111.7 | 111.5 | 110.6 | 111.0 | 107.5 | 111.2 |
| CON EUR10 | 116.3 | 113.6 | 113.4 | 113.1 | 113.8 | 113.2 | 112.2 | 111.0 | 113.8 |

| | | | |
|-----|-------------------------------------|----------------------------------|---------------------------------------|
| TOT | GESAMTE INDUSTRIE (OHNE BAUGEWERBE) | TOTAL INDUSTRY (EXCL. BUILDING) | ENSEMBLE INDUSTRIE (SANS BATIMENT) |
| INT | GRUNDSTOFF-UND PRODUKTIONSGUETER | INTERMEDIATE PRODUCTS INDUSTRIES | INDUSTRIES DES BIENS INTERMEDIAIRES |
| INV | INVESTITIONSGUETERINDUSTRIEN | CAPITAL GOODS INDUSTRIES | INDUSTRIES DES BIENS D'INVESTISSEMENT |
| CON | VERBRAUCHSGUETERINDUSTRIEN | CONSUMER GOODS INDUSTRIES | INDUSTRIES DES BIENS DE CONSOMMATION |



ANGABEN NACH INDUSTRIELLEN BEREICHEN
DATA BY BRANCH OF INDUSTRY

DONNÉES PAR BRANCHES INDUSTRIELLES



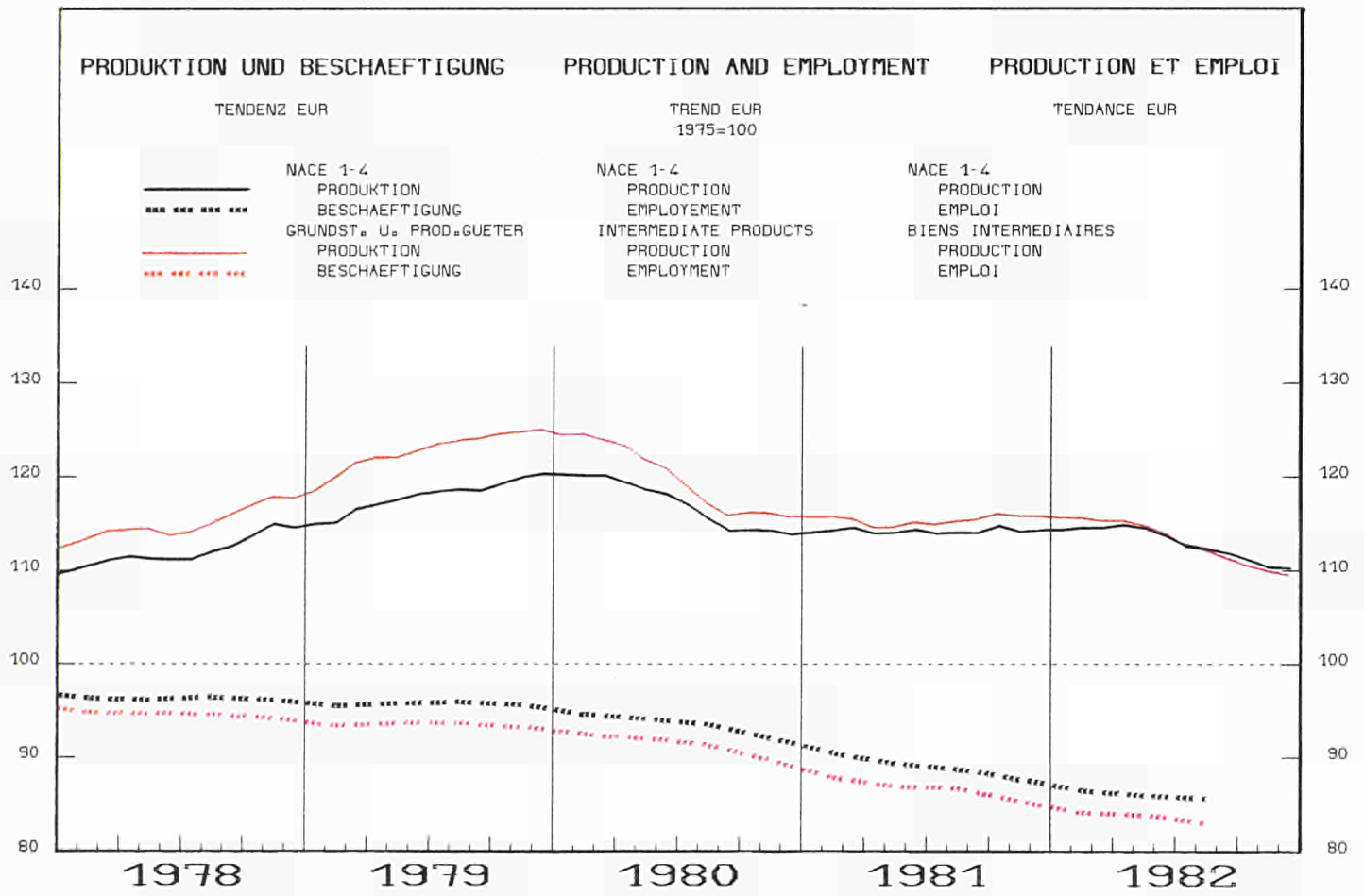
| | | | | | | | | |
|------|------|------|------|------|------|------|------|------|
| 1980 | 1981 | 1982 | 1981 | 1982 | 1982 | 1982 | 1983 | 1983 |
| | | | 11 | 12 | 01 | 07 | 08 | 09 |
| | | | | | | | 10 | 11 |
| | | | | | | | 12 | 01 |
| | | | | | | | | 02 |
| | | | | | | | | 03 |

| | PRODUKTIONSINDIZES | | | INDICES OF PRODUCTION | | | INDICES DE PRODUCTION | | | | | | | | |
|-------|--------------------|-------|-------|-----------------------|-------|-------|-----------------------|-------|-------|-------|-------|-------|-------|------|-------|
| | PPM ARBEITSTAG | | | PER WORKING DAY | | | PAR JOUR OUVRABLE | | | | | | | | |
| EUR9 | 117.1 | 114.5 | 112.8 | 123.9 | 115.6 | 113.4 | 100.9 | 85.5 | 113.6 | 115.0 | 118.7 | 111.2 | 109.5 | -2.0 | -3.7 |
| D | 117.9 | 116.5 | 113.5 | 126.5 | 116.2 | 112.2 | 98.0 | 95.0 | 112.8 | 114.5 | 119.0 | 108.1 | 105.5 | -3.1 | -5.9 |
| F | 117.2 | 114.6 | 113.0 | 120.6 | 121.4 | 118.6 | 100.5 | 72.9 | 111.5 | 115.0 | 119.2 | 116.4 | 116.7 | -1.5 | -1.5 |
| I | 127.8 | 125.0 | 121.7 | 138.8 | 122.0 | 123.4 | 122.5 | 59.6 | 128.0 | 122.9 | 128.4 | 115.0 | 115.8 | -3.3 | -6.2 |
| NL | 112.3 | 110.4 | 106.7 | 118.0 | 126.0 | 113.0 | 88.0 | 88.0 | 103.0 | 108.0 | 110.0 | 118.0 | 107.0 | -3.8 | -5.3 |
| B | 114.9 | 111.6 | : | 121.1 | 106.5 | 117.2 | 81.8 | 99.0 | 118.7 | 121.9 | : | : | : | 1.2 | 3.3 |
| L | 107.6 | 100.5 | 96.6 | 108.0 | 89.9 | 97.6 | 92.5 | 71.1 | 96.5 | 102.6 | 95.0 | 75.4 | 87.2 | -5.0 | -10.7 |
| UK | 106.2 | 103.9 | 104.5 | 112.7 | 102.4 | 102.6 | 97.3 | 94.3 | 104.3 | 108.3 | 110.7 | 103.5 | 103.6 | 0.6 | 1.2 |
| IRL | 132.9 | 134.7 | 135.3 | 141.9 | 128.5 | 115.9 | 137.4 | 113.9 | 139.6 | 141.9 | 141.1 | 124.3 | : | 0.4 | -3.2 |
| GR | 116.9 | 117.2 | 119.8 | 123.0 | 113.0 | 107.0 | 82.0 | 123.0 | 135.0 | 123.0 | 130.0 | 118.0 | : | 2.2 | 4.4 |
| EUR10 | 129.0 | 126.2 | : | 156.3 | 131.0 | 120.3 | 114.6 | 103.1 | 135.0 | 125.4 | 127.1 | : | : | -3.5 | -6.7 |
| E | 117.2 | 114.7 | 112.8 | 124.1 | 115.7 | 113.5 | 101.1 | 85.7 | 113.6 | 115.0 | 118.7 | 111.2 | 109.3 | -2.0 | -3.8 |
| P | 111.9 | 114.1 | : | 121.2 | 115.6 | 109.7 | 117.0 | 66.8 | 121.1 | 118.9 | 122.4 | : | : | -1.2 | 1.0 |
| USA | 141.2 | 141.9 | : | 152.2 | 147.5 | 153.5 | 146.0 | 108.8 | 146.2 | : | : | : | : | 4.8 | |
| J | 124.8 | 126.2 | 117.7 | 124.3 | 118.1 | 116.0 | 115.6 | 119.3 | 119.9 | 117.6 | 114.4 | 111.4 | 112.1 | -7.9 | -3.4 |
| | 141.2 | 146.2 | : | 151.5 | 153.4 | 135.0 | 152.2 | 139.1 | 153.7 | 147.2 | 150.5 | : | : | 1.6 | -0.7 |

| | SAISONBEREINIGT | | | SEASONALLY ADJUSTED | | | DESAISONNALISE | | | | | | | | |
|-------|-----------------|--|--|---------------------|-------|-------|----------------|-------|-------|-------|-------|-------|-------|------|------|
| | | | | | | | | | | | | | | | |
| EUR9 | | | | 114.6 | 113.3 | 114.9 | 112.5 | 112.1 | 112.1 | 111.4 | 110.1 | 109.6 | 111.0 | -1.5 | 1.3 |
| D | | | | 115.5 | 112.9 | 118.1 | 112.3 | 113.7 | 111.6 | 111.5 | 108.8 | 106.1 | 111.2 | -3.1 | 4.8 |
| F | | | | 113.9 | 115.5 | 112.6 | 112.4 | 111.5 | 112.3 | 113.4 | 113.2 | 112.4 | 111.5 | -0.0 | -0.8 |
| I | | | | 127.2 | 123.8 | 123.3 | 123.1 | 119.9 | 120.5 | 116.7 | 117.5 | 118.0 | 116.9 | -1.3 | -0.9 |
| NL | | | | 108.7 | 110.6 | 109.3 | 110.1 | 106.1 | 107.5 | 105.2 | 101.5 | 103.2 | 103.2 | -3.4 | 0.0 |
| B | | | | 112.6 | 108.7 | 118.2 | 112.0 | 107.7 | 113.4 | 117.4 | : | : | : | | 3.5 |
| L | | | | 103.5 | 95.2 | 100.9 | 96.5 | 98.0 | 96.0 | 102.2 | 92.2 | 84.0 | 92.1 | -9.4 | 9.6 |
| UK | | | | 104.9 | 103.9 | 105.1 | 104.2 | 106.3 | 106.0 | 105.2 | 103.7 | 105.3 | 106.2 | -0.7 | 0.8 |
| IRL | | | | 136.2 | 137.4 | 129.2 | 137.7 | 133.4 | 134.5 | 138.5 | 136.0 | 134.5 | : | 0.8 | -1.1 |
| GR | | | | 116.0 | 115.7 | 115.4 | 116.8 | 116.4 | 122.9 | 113.1 | 123.4 | 121.2 | : | 0.5 | -1.7 |
| EUR10 | | | | 133.5 | 129.0 | 129.8 | 118.6 | 113.6 | 123.1 | 121.6 | 123.5 | : | : | 4.4 | 1.5 |
| E | | | | 114.8 | 113.4 | 115.1 | 112.6 | 112.2 | 112.0 | 111.5 | 110.2 | 109.6 | 111.1 | -1.4 | 1.3 |
| P | | | | 111.2 | 114.5 | 108.7 | 114.4 | 111.6 | 116.7 | 108.8 | 112.9 | : | : | 0.2 | 3.8 |
| USA | | | | 145.5 | 143.3 | 149.0 | 151.2 | 148.8 | 143.9 | : | : | : | : | | |
| J | | | | 124.2 | 121.7 | 119.4 | 117.8 | 117.5 | 116.6 | 115.2 | 114.4 | 114.6 | 115.6 | -1.3 | 0.9 |
| | | | | 150.3 | 149.5 | 148.7 | 148.2 | 147.8 | 149.5 | 145.0 | 149.3 | : | : | 0.0 | 3.0 |

1975 = 100

| | 1981 | | | 1982 | | | | 1982 | | | | SB - ADJ - CVS | | | |
|--|-------|-------|-------|-------|-------|-------|-------|-------|-------|-------|-------|----------------|-------|-------|-------|
| | 1980 | 1981 | 1982 | I. | II. | III. | IV. | I. | II. | III. | IV. | | | | |
| UMSATZ | | | | | | | | | | | | | | | |
| TURNOVER | | | | | | | | | | | | | | | |
| CHIFFRE D'AFFAIRES | | | | | | | | | | | | | | | |
| EUR9 | 186.1 | 202.4 | : | 196.6 | 199.8 | 192.2 | 221.2 | 217.9 | 220.1 | 202.8 | : | 214.8 | 218.2 | 217.6 | : |
| D | 148.4 | 153.2 | 156.6 | 146.8 | 149.3 | 152.4 | 164.2 | 154.3 | 157.4 | 152.0 | 162.5 | 157.1 | 157.9 | 154.2 | 156.4 |
| F | 190.4 | 212.6 | : | 206.1 | 210.3 | 195.0 | 238.9 | 233.2 | 238.4 | 214.8 | : | 228.3 | 234.0 | 238.0 | : |
| I | 273.3 | 318.0 | : | 311.1 | 325.1 | 288.3 | 347.6 | 355.2 | 365.1 | 309.5 | : | 342.7 | 350.8 | 349.0 | : |
| NL | 155.5 | 174.5 | : | 170.0 | 169.0 | 166.0 | 193.0 | 187.0 | 176.0 | 163.0 | : | 184.3 | 178.7 | 175.0 | : |
| B | 151.4 | 161.5 | : | 156.2 | 164.6 | 151.6 | 173.6 | 174.1 | 187.3 | 162.5 | : | 170.3 | 181.0 | 180.3 | : |
| L | 141.9 | 141.5 | 162.8 | 134.7 | 140.3 | 134.2 | 156.6 | 163.7 | 171.5 | 154.2 | 161.9 | 161.0 | 166.3 | 165.8 | 162.1 |
| UK | 203.2 | 214.5 | 232.3 | 210.9 | 206.4 | 208.3 | 232.2 | 234.8 | 227.3 | 222.1 | 245.2 | 230.0 | 229.6 | 233.0 | 238.2 |
| IRL | - | - | - | - | - | - | - | - | - | - | - | - | - | - | - |
| DK | 169.4 | 190.2 | 215.1 | 177.3 | 187.3 | 190.0 | 206.3 | 203.7 | 218.0 | 207.3 | 231.3 | 205.7 | 215.6 | 216.7 | 222.4 |
| AUFTRAGSEINGANGS - GESAMT | | | | | | | | | | | | | | | |
| NEW ORDERS - TOTAL | | | | | | | | | | | | | | | |
| ENTREES DE COMMANDES - ENSEMBLE | | | | | | | | | | | | | | | |
| EUR9 | - | - | - | - | - | - | - | - | - | - | - | - | - | - | - |
| D | : | : | : | : | : | : | : | : | : | : | : | : | : | : | : |
| F | - | - | - | - | - | - | - | - | - | - | - | - | - | - | - |
| I | 275.4 | 324.7 | : | 333.9 | 329.1 | 280.0 | 355.8 | 366.8 | 379.5 | 286.4 | : | 335.6 | 371.5 | 340.5 | : |
| NL | - | - | - | - | - | - | - | - | - | - | - | - | - | - | - |
| B | 137.5 | 139.8 | : | 137.2 | 145.8 | 128.1 | 147.9 | 161.3 | 158.0 | 136.5 | : | 151.7 | 154.6 | 158.8 | : |
| L | - | - | - | - | - | - | - | - | - | - | - | - | - | - | - |
| UK | - | - | - | - | - | - | - | - | - | - | - | - | - | - | - |
| IRL | - | - | - | - | - | - | - | - | - | - | - | - | - | - | - |
| DK | 176.3 | 201.6 | 221.1 | 195.0 | 199.7 | 205.3 | 207.3 | 214.0 | 219.0 | 217.0 | 234.4 | 212.6 | 217.6 | 227.3 | 229.8 |
| AUSFUHR | | | | | | | | | | | | | | | |
| EXPORTS | | | | | | | | | | | | | | | |
| EXPORTATIONS | | | | | | | | | | | | | | | |
| EUR9 | 185.2 | : | : | : | : | : | : | : | : | : | : | : | : | : | : |
| D | 191.0 | 217.3 | : | 195.4 | 210.8 | 216.7 | 246.1 | 243.8 | 249.9 | 237.0 | : | 243.6 | 249.1 | 248.9 | 23.3 |
| F | 190.9 | 217.1 | : | 204.4 | 223.6 | 209.0 | 231.3 | 229.2 | 233.2 | 197.8 | 239.1 | 228.1 | 225.6 | 216.6 | 230.6 |
| I | 186.6 | 241.3 | : | 184.6 | 242.4 | 255.2 | 283.2 | 261.5 | 274.8 | 248.7 | : | 281.1 | 273.6 | 261.0 | 10.7 |
| NL | 186.0 | 215.3 | : | 202.1 | 210.5 | 207.7 | 240.9 | 243.8 | 236.3 | 218.7 | : | 237.5 | 238.6 | 233.4 | 23.3 |
| UEBL | 200.3 | 215.1 | : | 196.6 | 214.3 | 208.0 | 241.3 | 222.0 | 231.7 | 218.6 | 251.2 | 219.9 | 228.6 | 235.2 | 241.2 |
| UK | 232.5 | 262.0 | : | 257.8 | 266.0 | 261.8 | 304.9 | 276.1 | 288.9 | 287.9 | : | 280.2 | 285.4 | 276.0 | 24.5 |
| IRL | 236.0 | 271.0 | : | 227.0 | 271.3 | 282.0 | 303.7 | 280.3 | 341.1 | 320.6 | : | 296.4 | 337.9 | 318.0 | 31.5 |
| UK | 173.6 | 236.8 | : | 194.3 | 208.4 | 201.0 | 223.5 | 224.6 | 229.3 | 211.3 | 237.0 | 222.5 | 227.8 | 224.5 | 230.0 |
| GR | : | 208.1 | : | 130.0 | 238.6 | 218.3 | 245.5 | 246.1 | 204.5 | 268.7 | : | | | | |
| EUR10 | : | 220.0 | : | 190.9 | 220.1 | 215.7 | 244.8 | 228.9 | 236.4 | 226.1 | : | | | | |
| EINFUHR | | | | | | | | | | | | | | | |
| IMPORTS | | | | | | | | | | | | | | | |
| IMPORTATIONS | | | | | | | | | | | | | | | |
| EUR9 | 216.5 | : | : | : | : | : | : | : | : | : | : | : | : | : | : |
| D | 223.8 | 243.0 | : | 235.5 | 236.5 | 241.9 | 258.0 | 262.6 | 263.9 | 252.2 | : | 259.0 | 263.4 | 262.5 | : |
| F | 222.3 | 248.2 | : | 238.5 | 245.1 | 238.5 | 270.9 | 270.3 | 278.8 | 237.9 | 292.4 | 263.1 | 273.0 | 258.7 | 283.4 |
| I | 230.7 | 263.8 | : | 218.4 | 281.2 | 272.7 | 282.8 | 292.7 | 289.9 | 263.9 | : | 304.8 | 286.2 | 277.3 | 283.4 |
| NL | 195.0 | 208.6 | : | 196.8 | 213.0 | 203.1 | 222.2 | 212.9 | 228.3 | 217.7 | 22.0 | 212.3 | 221.5 | 220.9 | 41.2 |
| UEBL | 208.0 | 224.1 | : | 218.2 | 221.7 | 223.0 | 233.4 | 236.2 | 236.5 | 227.5 | : | 228.7 | 233.5 | 241.2 | : |
| UK | 199.0 | 225.6 | : | 201.2 | 218.3 | 234.4 | 237.1 | 242.4 | 257.1 | 245.1 | : | 241.8 | 254.2 | 248.6 | : |
| IRL | 262.6 | 311.5 | : | 290.4 | 315.1 | 327.1 | 313.5 | 339.7 | 334.5 | 305.5 | : | 334.7 | 330.8 | 313.2 | 43.7 |
| DK | 168.3 | 189.7 | : | 177.8 | 190.1 | 180.8 | 210.0 | 207.8 | 206.6 | 195.8 | 222.5 | 202.7 | 207.0 | 207.3 | 218.1 |
| GR | : | 186.4 | : | 82.5 | 214.0 | 196.1 | 253.0 | 271.5 | 200.0 | 227.3 | : | 294.6 | 175.1 | 223.2 | 15.5 |
| EUR10 | : | 242.2 | : | 222.1 | 243.3 | 244.7 | 252.4 | 260.3 | 258.6 | 245.6 | : | | | | |
| LOEHNE UND GEAELTER | | | | | | | | | | | | | | | |
| PAGES AND SALARIES | | | | | | | | | | | | | | | |
| SALAIRES ET TRAITEMENTS | | | | | | | | | | | | | | | |
| EUR9 | 163.9 | 177.4 | : | 161.9 | 176.8 | 178.2 | 192.6 | 173.4 | 183.7 | 182.9 | : | 181.5 | 182.8 | 185.2 | : |
| D | 137.4 | 142.8 | 143.8 | 129.2 | 141.5 | 142.6 | 157.7 | 133.4 | 143.1 | 143.3 | 155.5 | 143.2 | 143.5 | 144.1 | 144.0 |
| F | 227.6 | 269.7 | : | 224.5 | 269.8 | 260.5 | 324.0 | 249.6 | 281.4 | 281.7 | : | 278.2 | 280.8 | 293.5 | : |
| I | - | - | - | - | - | - | - | - | - | - | - | - | - | - | - |
| NL | 133.0 | 137.7 | : | 127.1 | 138.2 | 120.4 | 165.0 | 129.5 | 138.2 | 126.4 | : | 134.5 | 138.0 | 141.5 | : |
| B | 122.1 | 124.6 | 129.2 | 117.7 | 126.2 | 123.6 | 130.9 | 122.7 | 128.7 | 127.7 | 137.8 | 127.6 | 128.9 | 128.9 | 132.7 |
| L | 179.0 | 194.0 | : | 182.2 | 194.8 | 203.4 | 193.5 | 192.1 | 195.4 | 197.6 | : | 194.7 | 192.4 | 198.2 | : |
| UK | - | - | - | - | - | - | - | - | - | - | - | - | - | - | - |
| IRL | - | - | - | - | - | - | - | - | - | - | - | - | - | - | - |
| DK | 163.3 | 169.9 | 187.5 | 166.5 | 174.1 | 161.2 | 177.6 | 183.1 | 198.7 | 176.9 | 193.2 | 181.4 | 189.0 | 189.7 | 191.6 |
| ABHAENIG BESCHAEFFIGTE | | | | | | | | | | | | | | | |
| NUMBER OF EMPLOYEES | | | | | | | | | | | | | | | |
| FORCE DE SALAIRES | | | | | | | | | | | | | | | |
| EUR9 | 93.7 | 89.1 | : | 90.5 | 89.4 | 88.8 | 87.8 | 86.6 | 86.1 | 85.8 | : | | | | |
| D | 97.1 | 95.0 | 91.6 | 95.6 | 94.9 | 95.1 | 94.2 | 92.6 | 91.8 | 91.7 | 90.4 | | | | |
| F | 92.7 | 88.9 | : | 89.9 | 89.5 | 88.6 | 87.8 | 87.6 | 88.3 | 87.4 | : | | | | |
| I | 96.4 | 93.3 | : | 94.8 | 94.0 | 92.9 | 91.5 | 90.5 | 89.6 | 88.4 | : | | | | |
| NL | 88.5 | 85.7 | : | 86.8 | 85.4 | 86.0 | 84.7 | 83.6 | 82.8 | 82.3 | : | | | | |
| B | 84.3 | 80.0 | : | 82.1 | 80.0 | 79.1 | 78.8 | 77.3 | 78.4 | 76.2 | : | | | | |
| L | 83.3 | 80.8 | 78.1 | 81.5 | 80.8 | 81.0 | 80.0 | 78.7 | 78.2 | 78.2 | 77.5 | | | | |
| UK | 90.7 | 82.3 | : | 84.5 | 82.5 | 81.6 | 80.5 | 78.9 | 78.0 | 78.1 | : | | | | |
| IRL | 110.4 | 106.8 | : | 106.8 | 106.9 | 107.2 | 106.4 | 104.2 | 103.5 | 102.2 | : | | | | |
| DK | 99.5 | 94.2 | 93.5 | 93.9 | 93.6 | 95.4 | 94.0 | 92.6 | 94.2 | 94.2 | 92.9 | | | | |



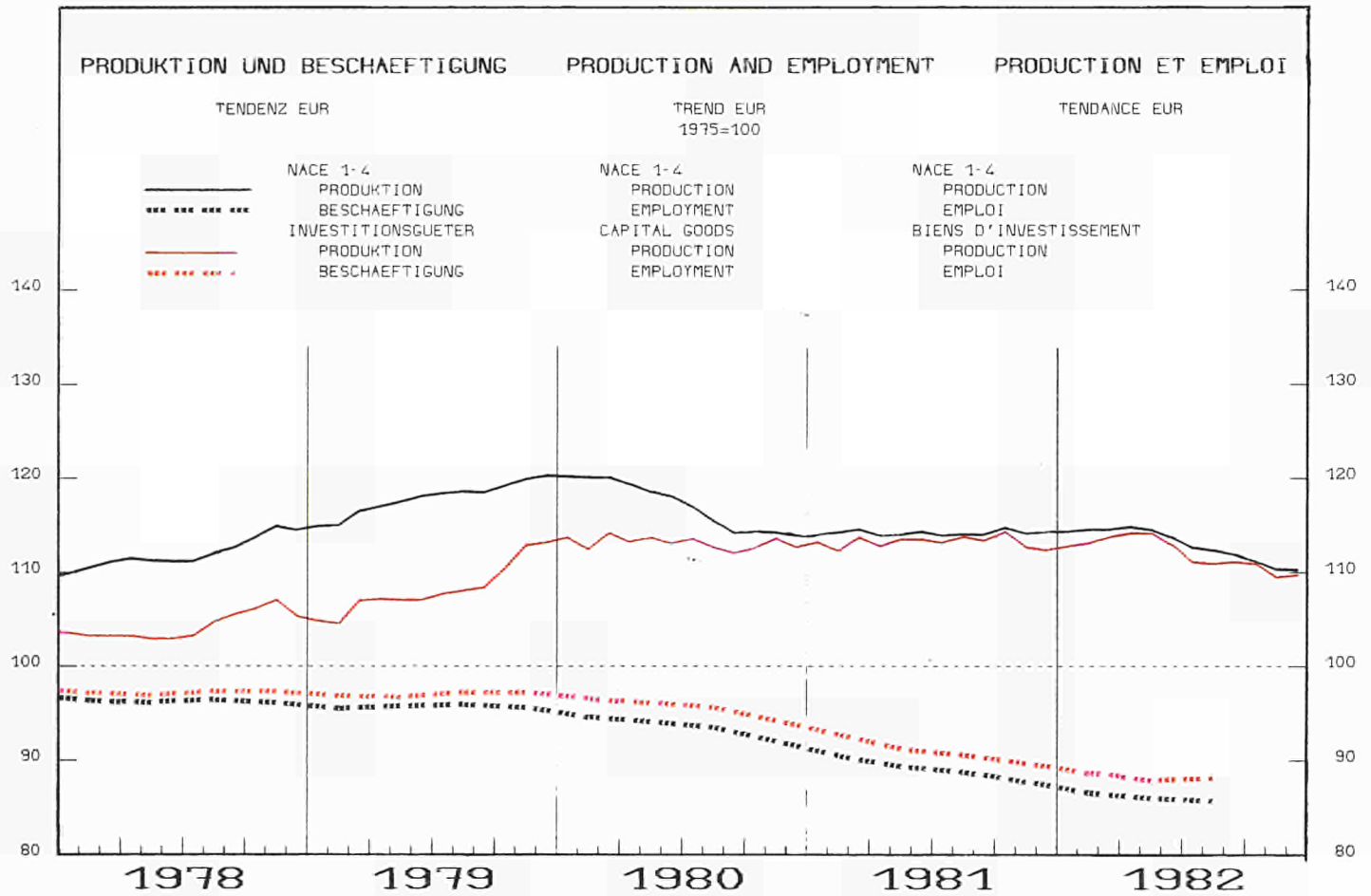
| | | | | | | | | | | | | | | |
|------|------|------|------|------|------|------|------|------|----|----|----|----|----|----|
| 1980 | 1981 | 1982 | 1981 | 1982 | 1982 | 1983 | 1983 | 1983 | | | | | | |
| | | | 11 | 12 | 01 | 07 | 08 | 09 | 10 | 11 | 12 | 01 | 2A | 2B |

| | PRODUKTIONSINDIZES | | | | | INDICES OF PRODUCTION | | | | | INDICES DE PRODUCTION | | | | |
|-------|--------------------|-------|-------|-------|-------|-----------------------|-------|-------|-------|-------|-----------------------|-------|-------|------|-------|
| | PRO ARBEITSTAG | | | | | PER WORKING DAY | | | | | PAR JOUR OUVRABLE | | | | |
| EUR9 | 119.8 | 116.1 | 113.1 | 124.8 | 115.2 | 119.7 | 101.2 | 85.1 | 110.7 | 113.5 | 117.3 | 109.4 | 112.0 | -3.2 | -5.9 |
| D | 120.7 | 116.8 | 112.9 | 125.1 | 110.8 | 116.3 | 99.6 | 95.6 | 109.7 | 112.4 | 116.3 | 102.7 | 105.6 | -4.3 | -9.3 |
| F | 118.6 | 114.7 | 110.8 | 122.4 | 121.0 | 121.7 | 99.3 | 69.2 | 106.3 | 111.6 | 115.3 | 113.1 | 115.8 | -3.8 | -4.9 |
| I | 120.9 | 116.2 | 112.3 | 126.6 | 111.4 | 119.8 | 111.5 | 54.4 | 115.4 | 111.5 | 115.8 | 103.6 | 109.0 | -4.2 | -9.0 |
| NL | 109.9 | 105.0 | 98.0 | 112.0 | 119.0 | 122.0 | 75.0 | 73.0 | 85.0 | 91.0 | 101.0 | 109.0 | : | -6.7 | -8.4 |
| B | 119.5 | 114.6 | : | 124.8 | 112.0 | 120.7 | 80.5 | 98.7 | 117.7 | 120.0 | : | : | : | -0.5 | -0.2 |
| L | 110.1 | 101.3 | 96.8 | 110.6 | 91.3 | 97.8 | 92.2 | 68.5 | 96.6 | 102.4 | 92.8 | 71.5 | 83.7 | -6.2 | -14.4 |
| UK | 121.7 | 120.4 | 122.1 | 130.5 | 122.3 | 125.7 | 112.2 | 108.2 | 117.6 | 124.4 | 127.7 | 125.2 | 126.6 | 1.2 | 0.7 |
| IRL | 131.6 | 124.7 | 118.8 | 128.3 | 102.3 | 99.2 | 124.6 | 96.4 | 121.1 | 120.1 | 118.6 | 98.4 | : | -4.7 | -3.8 |
| DK | 116.9 | 113.5 | 112.9 | 116.0 | 98.0 | 94.0 | 69.0 | 119.0 | 135.0 | 116.0 | 127.0 | 100.0 | : | -0.5 | 2.0 |
| GR | 132.2 | 128.6 | : | 136.5 | 134.2 | 128.2 | 110.8 | 98.9 | 121.2 | 122.8 | 126.4 | : | : | -4.4 | -7.4 |
| EUR10 | 119.9 | 116.2 | 113.2 | 125.0 | 115.4 | 119.8 | 101.3 | 85.3 | 110.6 | 113.6 | 117.4 | 109.4 | 112.6 | -3.2 | -5.9 |
| E | 121.9 | 120.8 | : | 128.2 | 125.4 | 120.2 | : | : | : | : | : | : | : | -0.3 | |
| P | - | - | - | - | - | - | - | - | - | - | - | - | - | | |
| USA | 123.4 | 125.4 | 116.4 | 120.6 | 113.2 | 110.7 | 116.6 | 121.5 | 121.9 | 118.0 | 115.0 | 111.2 | 110.4 | -6.6 | -0.3 |
| J | 131.7 | 129.3 | : | 133.3 | 133.5 | 122.7 | 130.9 | 121.0 | 128.5 | 128.6 | 130.0 | : | : | -0.6 | -2.5 |

| | SAISONBEREINIGT | | | | | SEASONALLY ADJUSTED | | | | | DESAISONNALISE | | | | |
|-------|-----------------|--|--|-------|-------|---------------------|-------|-------|-------|-------|----------------|-------|-------|-------|------|
| | EUR9 | | | | 116.0 | 115.3 | 116.8 | 113.3 | 111.7 | 112.1 | 111.0 | 109.4 | 110.2 | 110.0 | -1.6 |
| D | | | | 115.8 | 114.0 | 118.8 | 112.2 | 111.1 | 110.5 | 109.9 | 108.2 | 107.2 | 108.2 | -2.4 | 0.9 |
| F | | | | 114.8 | 116.8 | 113.0 | 110.8 | 108.2 | 107.7 | 109.6 | 108.3 | 108.8 | 107.5 | -0.3 | -1.2 |
| I | | | | 116.9 | 113.5 | 115.5 | 113.4 | 110.9 | 112.3 | 107.9 | 107.2 | 107.4 | 105.8 | -3.2 | -1.5 |
| NL | | | | 99.8 | 104.1 | 100.8 | 100.6 | 96.4 | 98.3 | 92.6 | 90.4 | 94.3 | : | -6.2 | 4.3 |
| B | | | | 115.8 | 112.1 | 121.0 | 112.1 | 109.3 | 113.7 | 116.4 | : | : | : | | 2.4 |
| L | | | | 105.5 | 97.0 | 102.1 | 97.0 | 98.3 | 96.7 | 101.9 | 90.0 | 81.2 | 89.9 | -12.1 | 10.7 |
| UK | | | | 122.7 | 122.5 | 123.3 | 122.0 | 124.1 | 123.8 | 123.1 | 120.5 | 125.0 | 124.2 | -0.4 | -0.6 |
| IRL | | | | 124.6 | 115.7 | 109.1 | 121.2 | 120.6 | 116.1 | 119.4 | 115.3 | 114.8 | : | -2.3 | -0.4 |
| DK | | | | 105.8 | 113.4 | 105.9 | 111.2 | 107.6 | 118.4 | 103.1 | 116.9 | 115.6 | : | -0.5 | -1.1 |
| GR | | | | 132.9 | 132.3 | 132.2 | 116.9 | 113.8 | 117.2 | 120.2 | 121.7 | : | : | 2.9 | 1.3 |
| EUR10 | | | | 116.2 | 115.5 | 117.0 | 113.3 | 111.8 | 112.2 | 111.1 | 109.5 | 110.2 | 110.1 | -1.6 | -0.1 |
| E | | | | 120.0 | 124.2 | 115.4 | : | : | : | : | : | : | : | | |
| P | | | | - | - | - | - | - | - | - | - | - | - | | |
| USA | | | | 120.8 | 118.5 | 116.5 | 116.0 | 117.5 | 116.7 | 115.0 | 115.3 | 115.4 | 116.2 | -0.7 | 0.7 |
| J | | | | 131.8 | 130.8 | 130.9 | 128.1 | 127.0 | 128.8 | 125.7 | 128.4 | : | : | 0.0 | 2.1 |

1975 = 100

| | 1980 | | | 1981 | | | | 1982 | | | | 1982 | | | | I |
|-----------------------|---------------------|-------|-------|-------|-------|-------|-------|------------------------|-------|-------|-------|-------|-------|-------|-------|---|
| | | | | I. | II. | III. | IV. | I. | II. | III. | IV. | I. | II. | III. | IV. | |
| | SB - ADJ - CVS | | | | | | | | | | | | | | | |
| UMSATZ | TURNOVER | | | | | | | CHIFFRE D'AFFAIRES | | | | | | | | |
| EUR9 | 189.3 | 206.4 | : | 203.1 | 206.7 | 194.2 | 221.7 | 225.1 | 225.4 | 201.5 | : | 219.5 | 220.2 | 210.3 | : | |
| D | 152.8 | 160.9 | 159.9 | 154.9 | 159.8 | 164.1 | 164.8 | 159.4 | 164.3 | 157.3 | 158.6 | 161.2 | 160.7 | 157.8 | 158.1 | |
| F | 178.5 | 190.3 | : | 185.5 | 197.1 | 170.8 | 208.0 | 211.5 | 222.5 | 188.6 | : | 204.6 | 210.3 | 213.8 | : | |
| I | 285.5 | 333.3 | : | 334.6 | 341.6 | 293.5 | 363.4 | 389.3 | 381.8 | 313.4 | : | 363.6 | 366.5 | 362.0 | : | |
| NL | 183.0 | 217.2 | : | 228.0 | 201.0 | 198.0 | 242.0 | 253.0 | 213.0 | 188.0 | : | 234.3 | 220.8 | 217.3 | : | |
| B | 159.3 | 168.8 | : | 167.0 | 167.5 | 160.8 | 179.9 | 181.7 | 193.5 | 165.7 | : | 175.7 | 187.3 | 183.6 | : | |
| L | 138.5 | 138.5 | 158.2 | 129.1 | 138.1 | 130.3 | 155.6 | 167.7 | 173.0 | 147.0 | 145.0 | 164.4 | 166.9 | 160.9 | 147.4 | |
| UK | 214.2 | 232.7 | 252.3 | 230.5 | 224.3 | 220.1 | 255.8 | 258.6 | 244.8 | 234.8 | 270.9 | 251.0 | 245.8 | 250.7 | 262.1 | |
| IRL | - | - | - | - | - | - | - | - | - | - | - | - | - | - | - | |
| GR | 177.9 | 195.9 | 213.4 | 186.7 | 201.0 | 193.7 | 202.3 | 201.3 | 220.7 | 210.3 | 221.3 | 203.5 | 211.2 | 218.7 | 219.3 | |
| AUSFUHR | EXPORTS | | | | | | | EXPORTATIONS | | | | | | | | |
| EUR9 | 129.6 | : | : | : | : | : | : | : | : | : | : | : | : | : | : | |
| D | 208.9 | 231.8 | : | 216.2 | 227.8 | 235.1 | 248.1 | 257.1 | 257.5 | 242.5 | : | 253.6 | 257.0 | 252.7 | : | |
| F | 213.4 | 238.0 | : | 221.3 | 246.4 | 230.5 | 254.0 | 247.0 | 252.3 | 164.2 | : | 245.1 | 237.6 | 188.9 | : | |
| I | 217.4 | 261.9 | : | 199.1 | 271.3 | 271.5 | 305.8 | 282.0 | 304.3 | 253.7 | : | 302.8 | 294.6 | 275.1 | : | |
| NL | 225.1 | 261.1 | : | 253.4 | 247.0 | 250.4 | 293.4 | 307.6 | 275.2 | 249.9 | : | 293.3 | 280.3 | 277.1 | : | |
| UEBL | 217.3 | 223.6 | : | 202.1 | 220.4 | 220.6 | 251.2 | 219.5 | 231.1 | 233.3 | : | 220.1 | 222.5 | 245.2 | : | |
| UK | 269.6 | 330.0 | : | : | : | : | : | 330.7 | 340.3 | 351.7 | : | : | : | : | : | |
| IRL | 307.8 | 349.6 | : | 313.0 | 375.8 | 349.1 | 360.6 | 399.5 | 464.3 | 378.1 | : | 399.2 | 439.6 | 406.5 | : | |
| UK | 212.7 | 240.5 | : | 229.9 | 252.3 | 236.6 | 243.3 | 230.4 | 259.2 | 250.2 | : | 230.1 | 248.0 | 259.2 | : | |
| GR | : | 219.9 | : | 114.9 | 274.1 | 212.5 | 278.2 | 209.3 | 188.2 | 322.1 | : | : | : | : | : | |
| EUR10 | : | 133.3 | : | : | : | : | : | 204.4 | 214.6 | 202.6 | : | : | : | : | : | |
| EINFUHR | IMPORTS | | | | | | | IMPORTATIONS | | | | | | | | |
| EUR9 | 189.2 | : | : | : | : | : | : | : | : | : | : | : | : | : | : | |
| D | 254.3 | 276.2 | : | 263.9 | 267.4 | 279.6 | 294.0 | 295.9 | 298.6 | 281.7 | : | 292.2 | 293.7 | 288.7 | : | |
| F | 242.9 | 271.5 | : | 261.8 | 268.5 | 263.2 | 292.5 | 294.9 | 294.2 | 257.0 | : | 284.6 | 286.9 | 276.3 | : | |
| I | 265.6 | 314.5 | : | 254.2 | 341.6 | 335.7 | 326.5 | 350.7 | 330.8 | 317.7 | : | 364.3 | 324.7 | 330.3 | : | |
| NL | 233.4 | 255.8 | : | 236.0 | 262.3 | 251.3 | 273.6 | 262.0 | 273.9 | 256.8 | : | 261.9 | 268.4 | 269.1 | : | |
| UEBL | 227.0 | 251.8 | : | 244.8 | 238.8 | 256.5 | 267.2 | 257.7 | 264.2 | 264.5 | : | 249.4 | 262.1 | 276.9 | : | |
| UK | 199.1 | 210.6 | : | 193.4 | 202.2 | 221.4 | 225.5 | 232.3 | 222.6 | 217.9 | : | 226.4 | 223.7 | 222.5 | : | |
| IRL | 267.3 | 309.4 | : | 292.6 | 312.0 | 329.3 | 304.0 | 342.1 | 328.4 | 304.8 | : | 331.6 | 326.2 | 314.7 | : | |
| UK | 188.4 | 210.7 | : | 203.1 | 212.3 | 203.5 | 223.9 | 228.8 | 228.2 | 215.2 | : | 220.9 | 225.7 | 227.7 | : | |
| GR | : | 192.6 | : | 71.0 | 225.8 | 183.8 | 290.0 | 317.6 | 206.0 | 246.3 | : | : | : | : | : | |
| EUR10 | : | 204.5 | : | 163.8 | 190.1 | 195.9 | 193.2 | 202.8 | 194.8 | 190.5 | : | : | : | : | : | |
| LOEHNE UND GEHALTER | WAGES AND SALARIES | | | | | | | SALAIRES ET TRAITEMENT | | | | | | | | |
| EUR9 | - | - | - | - | - | - | - | - | - | - | - | - | - | - | - | |
| D | 132.4 | 135.9 | 136.4 | 123.1 | 134.3 | 133.6 | 152.8 | 125.5 | 136.8 | 134.0 | 149.4 | 135.8 | 136.8 | 136.9 | 135.6 | |
| F | - | - | - | - | - | - | - | - | - | - | - | - | - | - | - | |
| I | 224.1 | 266.8 | : | 221.2 | 270.1 | 253.1 | 322.9 | 250.1 | 288.2 | 270.6 | : | 278.0 | 282.4 | 289.1 | : | |
| NL | - | - | - | - | - | - | - | - | - | - | - | - | - | - | - | |
| B | 133.7 | 156.7 | : | 125.8 | 134.6 | 119.6 | 166.9 | 124.2 | 134.2 | 125.5 | : | 135.7 | 118.6 | 143.8 | : | |
| L | 117.0 | 117.2 | 119.7 | 112.1 | 118.3 | 117.1 | 121.4 | 115.9 | 119.9 | 120.1 | 123.1 | 119.7 | 118.7 | 120.3 | 120.1 | |
| UK | - | - | - | - | - | - | - | - | - | - | - | - | - | - | - | |
| IRL | - | - | - | - | - | - | - | - | - | - | - | - | - | - | - | |
| UK | 168.2 | 167.6 | 180.0 | 161.6 | 177.4 | 158.5 | 172.8 | 174.6 | 192.0 | 169.0 | 184.4 | 173.6 | 181.0 | 182.6 | 183.1 | |
| ABHAENIG BESCHAEFIGTE | NUMBER OF EMPLOYEES | | | | | | | NOMBRE DE SALARIES | | | | | | | | |
| EUR9 | 91.7 | 87.1 | : | 88.2 | 87.3 | 87.1 | 85.8 | 84.5 | 84.2 | 83.4 | : | | | | | |
| D | 93.4 | 90.9 | 87.6 | 91.1 | 91.1 | 91.2 | 90.1 | 87.9 | 87.9 | 87.9 | 86.5 | | | | | |
| F | 92.5 | 88.9 | : | 89.9 | 89.3 | 88.5 | 87.8 | 87.7 | 88.3 | 87.2 | : | | | | | |
| I | 94.4 | 91.6 | : | 93.1 | 92.3 | 91.2 | 89.9 | 88.7 | 88.1 | 87.3 | : | | | | | |
| NL | 87.7 | 86.8 | : | 86.0 | 81.5 | 95.4 | 84.3 | 83.5 | 82.7 | 82.0 | : | | | | | |
| B | 82.5 | 77.8 | : | 78.9 | 78.5 | 77.1 | 76.9 | 75.4 | 74.7 | 74.3 | : | | | | | |
| L | 79.1 | 75.7 | 72.8 | 76.5 | 75.8 | 75.9 | 74.7 | 73.5 | 72.9 | 72.7 | 72.0 | | | | | |
| UK | 89.2 | 80.2 | : | 82.5 | 80.5 | 79.5 | 78.4 | 77.0 | 75.9 | 74.6 | : | | | | | |
| IRL | 110.5 | 107.5 | : | 107.1 | 108.3 | 108.3 | 106.1 | 104.0 | 104.4 | 99.8 | : | | | | | |
| UK | 100.7 | 92.0 | 89.2 | 91.0 | 92.8 | 93.4 | 90.8 | 88.1 | 90.4 | 90.0 | 88.2 | | | | | |



| 1980 | | 1981 | | 1982 | | 1981 | | 1982 | | 1982 | | 1983 | | % | % |
|------|----|------|----|------|----|------|----|------|----|------|----|------|----|----|----|
| 11 | 12 | 01 | 02 | 03 | 04 | 05 | 06 | 07 | 08 | 09 | 10 | 11 | 12 | 01 | 02 |

| PRODUKTIONSINDIZES PKO ARBEITSTAG | | | | INDICES OF PRODUCTION PER WORKING DAY | | | | INDICES DE PRODUCTION PAR JOUR OUVRABLE | | | | | | | |
|--------------------------------------|-------|-------|-------|--|-------|-------|-------|--|-------|-------|-------|-------|-------|------|-------|
| EUR9 | 113.3 | 113.6 | 112.1 | 124.6 | 129.2 | 100.7 | 97.1 | 85.9 | 114.8 | 112.4 | 120.8 | 124.7 | 99.7 | -1.5 | -1.0 |
| D | 117.4 | 118.1 | 115.7 | 128.6 | 135.1 | 101.1 | 99.5 | 96.1 | 116.5 | 116.5 | 122.8 | 125.2 | 102.8 | -1.9 | 1.7 |
| F | 104.4 | 107.3 | 104.6 | 113.6 | 145.7 | 89.4 | 81.8 | 74.7 | 107.0 | 97.8 | 113.1 | 147.1 | 95.0 | -2.2 | 6.3 |
| I | 137.0 | 145.9 | 142.0 | 173.8 | 160.5 | 133.8 | 135.7 | 68.8 | 144.3 | 146.0 | 162.0 | 150.4 | 121.8 | -3.5 | -8.9 |
| NL | 113.1 | 114.7 | 114.6 | 120.0 | 140.0 | 102.0 | 98.0 | 100.0 | 117.0 | 122.0 | 115.0 | 133.0 | : | -0.1 | -5.0 |
| B | 108.7 | 104.5 | : | 114.1 | 98.9 | 116.9 | 71.4 | 92.0 | 112.2 | 117.2 | : | : | : | 1.1 | 5.2 |
| L | 94.4 | 91.2 | 87.6 | 99.7 | 78.7 | 94.0 | 86.4 | 63.8 | 86.2 | 93.5 | 91.4 | 67.5 | 82.3 | -5.2 | -12.4 |
| UK | 97.4 | 89.2 | 90.3 | 95.1 | 86.1 | 83.0 | 84.5 | 81.3 | 95.3 | 90.1 | 94.9 | 85.4 | 83.3 | 1.5 | 0.4 |
| IRL | 149.6 | 170.5 | 178.9 | 182.1 | 188.6 | 147.4 | 167.7 | 137.8 | 202.3 | 176.1 | 199.4 | 191.9 | : | 4.9 | 1.7 |
| DK | 120.0 | 118.3 | 121.1 | 125.0 | 133.0 | 105.0 | 72.0 | 118.0 | 132.0 | 120.0 | 131.0 | 132.0 | : | 2.3 | -0.8 |
| GR | 113.3 | 116.7 | : | 136.7 | 144.3 | 106.8 | 91.3 | 74.7 | 109.5 | 97.9 | 114.9 | : | : | -3.4 | -15.9 |
| EUR10 | 113.3 | 113.6 | 112.1 | 124.6 | 129.3 | 100.7 | 97.1 | 85.8 | 114.7 | 112.3 | 120.8 | 124.7 | 99.7 | -1.5 | -1.0 |
| E | 79.3 | 85.4 | : | 90.6 | 86.1 | 73.3 | : | : | : | : | : | : | : | 0.1 | : |
| P | - | - | - | - | - | - | - | - | - | - | - | - | - | - | - |
| USA | 131.8 | 137.8 | 126.8 | 138.0 | 136.7 | 130.4 | 124.7 | 125.1 | 125.8 | 122.9 | 122.6 | 121.5 | 120.1 | -8.5 | -7.9 |
| J | 150.7 | 157.2 | : | 158.5 | 160.9 | 142.8 | 158.7 | 147.3 | 177.7 | 151.4 | 154.7 | : | : | 1.4 | -2.4 |

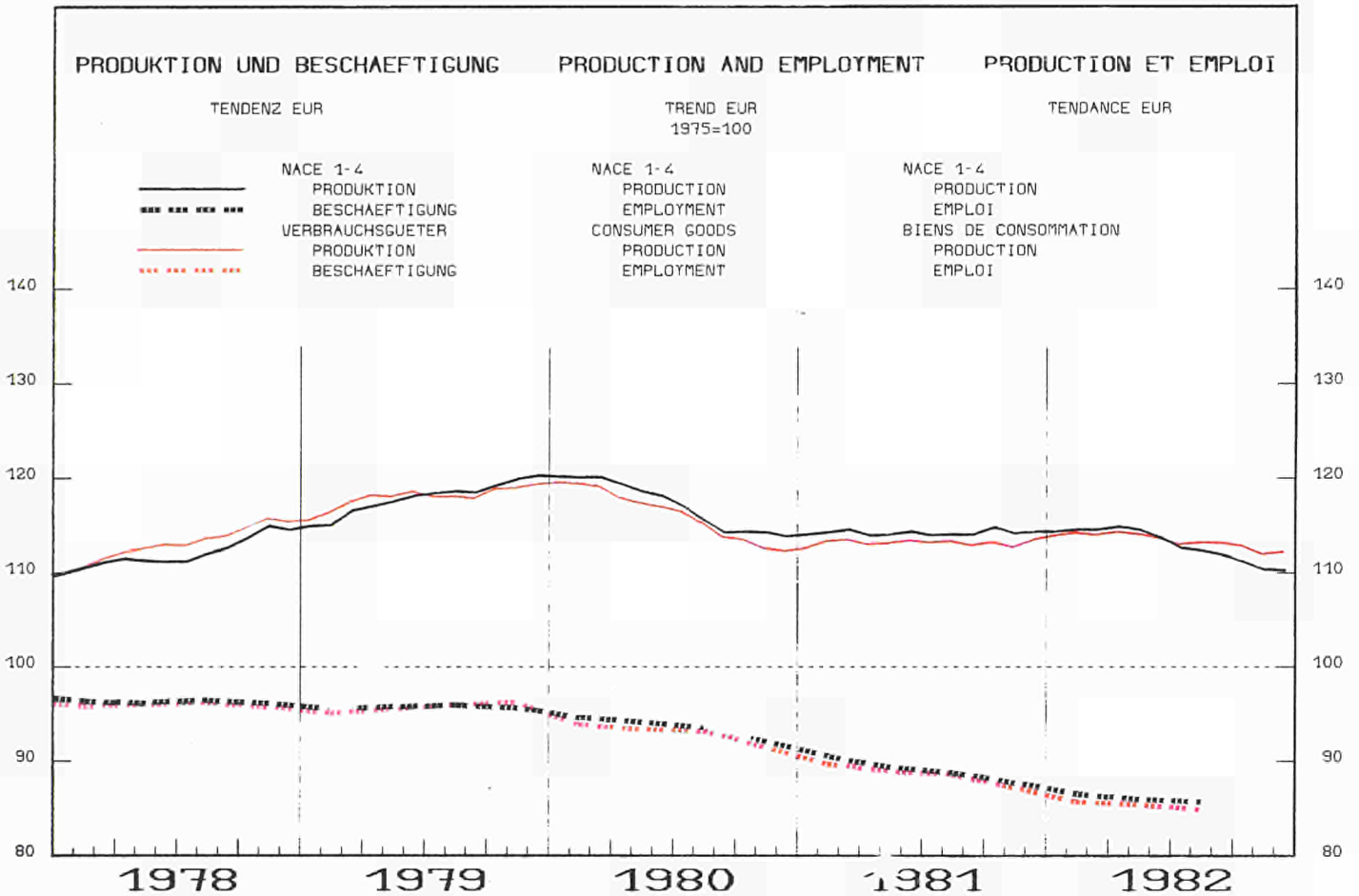
| SAISONBEREINIGT | | | | SEASONALLY ADJUSTED | | | | DESAISONNALISE | | | | | | | |
|-----------------|--|--|--|---------------------|-------|-------|-------|----------------|-------|-------|-------|-------|-------|------|------|
| EUR9 | | | | 114.4 | 111.3 | 112.0 | 110.2 | 111.7 | 111.5 | 110.6 | 111.0 | 107.5 | 111.2 | -1.2 | 3.5 |
| D | | | | 117.6 | 113.7 | 116.1 | 112.8 | 116.6 | 113.8 | 116.2 | 112.3 | 105.6 | 117.7 | -3.1 | 11.4 |
| F | | | | 106.5 | 104.8 | 102.9 | 101.7 | 101.4 | 107.2 | 99.1 | 105.5 | 102.5 | 108.2 | 2.8 | 5.6 |
| I | | | | 152.3 | 150.1 | 138.3 | 137.9 | 139.4 | 136.6 | 137.3 | 141.3 | 139.8 | 129.7 | -0.6 | -7.2 |
| NL | | | | 116.3 | 115.9 | 118.1 | 118.7 | 113.8 | 113.1 | 117.1 | 111.7 | 111.3 | : | -1.6 | -0.4 |
| B | | | | 105.5 | 99.8 | 115.7 | 103.0 | 96.4 | 105.2 | 112.4 | : | : | : | : | 6.9 |
| L | | | | 92.9 | 84.2 | 91.3 | 89.2 | 92.7 | 84.0 | 90.4 | 85.2 | 76.3 | 81.0 | -9.3 | 6.2 |
| UK | | | | 89.4 | 87.4 | 89.6 | 90.1 | 93.2 | 92.8 | 89.8 | 90.2 | 89.0 | 90.8 | -2.1 | 2.0 |
| IRL | | | | 178.1 | 188.8 | 162.0 | 180.3 | 173.3 | 190.9 | 180.1 | 192.4 | 189.1 | : | 3.2 | -1.7 |
| DK | | | | 116.7 | 110.8 | 116.1 | 120.3 | 120.4 | 123.1 | 113.1 | 124.0 | 113.2 | : | -3.7 | -8.7 |
| GR | | | | 132.0 | 127.1 | 120.5 | 106.2 | 101.7 | 108.0 | 96.6 | 108.0 | : | : | -2.9 | 11.7 |
| EUR10 | | | | 114.4 | 111.3 | 112.0 | 110.2 | 111.7 | 111.5 | 110.6 | 111.0 | 107.5 | 111.2 | -1.2 | 3.5 |
| E | | | | 80.4 | 80.4 | 80.1 | : | : | : | : | : | : | : | : | : |
| P | | | | - | - | - | - | - | - | - | - | - | - | - | - |
| USA | | | | 137.5 | 138.0 | 133.6 | 125.2 | 124.6 | 122.7 | 121.6 | 121.9 | 122.7 | 123.0 | -0.4 | 0.2 |
| J | | | | 161.4 | 162.2 | 161.0 | 155.3 | 157.3 | 160.4 | 150.9 | 157.5 | : | : | -0.6 | 4.4 |

INV

INVESTITIONSGÜTERINDUSTRIEN
CAPITAL GOODS INDUSTRIES
INDUSTRIES DES BIENS D'INVESTISSEMENT

1975 = 100

| | 1980 | | | 1981 | | | | 1982 | | | | 1982 | | | | SB - ADJ - CVS |
|-----------------------------------|----------------------------|-------|-------|--|-------|-------|-------|-------|-------|-------|-------|-------|-------|-------|-------|----------------|
| | | | | I. | II. | III. | IV. | I. | II. | III. | IV. | I. | II. | III. | IV. | |
| UMSATZ | | | | | | | | | | | | | | | | |
| | TURNOVER | | | CHIFFRE D'AFFAIRES | | | | | | | | | | | | |
| EUR9 | 179.3 | 191.1 | : | 180.8 | 190.4 | 178.9 | 214.1 | 201.3 | 208.2 | 191.1 | : | 202.7 | 205.2 | 207.8 | : | |
| D | 147.3 | 154.2 | 161.4 | 142.8 | 149.7 | 150.7 | 173.4 | 154.9 | 162.7 | 155.3 | 172.8 | 160.2 | 163.0 | 162.5 | 161.4 | |
| F | 190.0 | 212.0 | : | 194.8 | 215.3 | 187.5 | 250.5 | 225.6 | 244.5 | 210.3 | : | 228.3 | 237.6 | 242.0 | : | |
| I | 256.9 | 297.8 | : | 291.6 | 310.3 | 262.6 | 326.4 | 315.1 | 308.0 | 275.5 | : | 312.2 | 295.7 | 309.3 | : | |
| NL | 125.1 | 129.8 | 133.4 | 111.3 | 127.0 | 127.7 | 153.3 | 123.0 | 134.3 | 124.7 | 151.7 | 135.8 | 134.3 | 130.6 | 132.7 | |
| B | 145.3 | 153.0 | : | 144.0 | 162.5 | 131.5 | 173.9 | 170.2 | 184.6 | 146.4 | : | 166.0 | 176.1 | 178.2 | : | |
| L | 163.5 | 147.9 | 150.5 | 165.9 | 131.5 | 129.8 | 164.4 | 134.0 | 146.8 | 135.6 | 185.5 | 129.2 | 148.0 | 148.4 | 164.8 | |
| UK | 203.5 | 199.0 | 219.2 | 198.2 | 192.6 | 195.9 | 209.3 | 221.9 | 219.5 | 213.3 | 222.2 | 214.4 | 218.7 | 222.2 | 220.9 | |
| IRL | - | - | - | - | - | - | - | - | - | - | - | - | - | - | - | |
| DK | 160.7 | 178.5 | 209.8 | 157.3 | 181.0 | 161.3 | 214.3 | 195.0 | 216.3 | 183.3 | 244.7 | 198.7 | 215.4 | 213.1 | 218.3 | |
| AUFTRAGSEINGAENGE - GESAMT | | | | | | | | | | | | | | | | |
| | NEW ORDERS - TOTAL | | | ENTREES DE COMMANDES - ENSEMBLE | | | | | | | | | | | | |
| EUR9 | - | - | - | - | - | - | - | - | - | - | - | - | - | - | - | |
| U | 140.2 | 148.5 | 147.8 | 149.0 | 144.9 | 141.3 | 159.0 | 156.2 | 143.5 | 134.2 | 157.1 | 150.1 | 146.3 | 145.9 | 150.9 | |
| F | - | - | - | - | - | - | - | - | - | - | - | - | - | - | - | |
| I | - | - | - | - | - | - | - | - | - | - | - | - | - | - | - | |
| NL | 122.1 | 137.7 | 127.2 | 126.3 | 126.7 | 138.3 | 159.3 | 135.3 | 126.3 | 112.3 | 135.0 | 141.2 | 129.9 | 118.5 | 123.4 | |
| B | 144.6 | 145.3 | : | 136.9 | 155.1 | 135.9 | 153.4 | 170.2 | 166.7 | 139.6 | : | 159.4 | 161.8 | 165.8 | : | |
| L | - | - | - | - | - | - | - | - | - | - | - | - | - | - | - | |
| UK | - | - | - | - | - | - | - | - | - | - | - | - | - | - | - | |
| IRL | - | - | - | - | - | - | - | - | - | - | - | - | - | - | - | |
| DK | 191.3 | 223.3 | 230.5 | 221.6 | 224.6 | 235.6 | 211.3 | 230.3 | 211.3 | 231.6 | 248.9 | 226.2 | 218.3 | 247.2 | 230.5 | |
| AUSFUHR | | | | | | | | | | | | | | | | |
| | EXPORTS | | | EXPORTATIONS | | | | | | | | | | | | |
| EUR9 | 167.7 | : | : | : | : | : | : | : | : | : | : | : | : | : | : | |
| D | 179.8 | 206.9 | : | 177.6 | 198.4 | 202.7 | 248.6 | 233.5 | 252.1 | 232.7 | : | 234.7 | 251.0 | 248.8 | : | |
| F | 183.5 | 215.0 | : | 193.5 | 226.3 | 201.9 | 238.3 | 229.6 | 243.9 | 201.7 | : | 234.0 | 235.5 | 224.6 | : | |
| I | 204.3 | 258.1 | : | 189.2 | 263.2 | 278.4 | 301.6 | 267.0 | 296.5 | 255.0 | : | 294.4 | 289.5 | 271.2 | : | |
| NL | 174.6 | 197.0 | : | 169.3 | 199.6 | 186.0 | 233.3 | 205.4 | 237.8 | 214.2 | : | 213.4 | 235.7 | 225.1 | : | |
| UEBL | 191.2 | 207.1 | : | 183.5 | 217.5 | 193.3 | 233.9 | 222.7 | 238.4 | 196.4 | : | 222.4 | 228.9 | 226.4 | : | |
| UK | 211.4 | 241.7 | : | : | : | : | : | 252.2 | 265.6 | 266.2 | : | : | : | : | : | |
| IRL | 395.9 | 557.2 | : | 474.0 | 547.6 | 561.3 | 646.1 | 615.4 | 734.9 | 751.6 | : | 635.4 | 716.5 | 754.0 | : | |
| UK | 156.7 | 195.6 | : | 171.1 | 199.5 | 179.6 | 232.1 | 213.4 | 222.5 | 176.8 | : | 218.7 | 218.2 | 196.0 | : | |
| GR | : | 310.2 | : | 183.6 | 328.6 | 371.8 | 356.9 | 375.9 | 334.1 | 268.1 | : | : | : | : | : | |
| EUR10 | : | 192.3 | : | : | : | : | : | 204.5 | 217.0 | 198.9 | : | : | : | : | : | |
| EINFUHR | | | | | | | | | | | | | | | | |
| | IMPORTS | | | IMPORTATIONS | | | | | | | | | | | | |
| EUR9 | 233.8 | : | : | : | : | : | : | : | : | : | : | : | : | : | : | |
| D | 259.5 | 297.8 | : | 284.6 | 302.8 | 290.4 | 313.5 | 336.0 | 332.6 | 314.7 | : | 333.4 | 325.8 | 334.9 | : | |
| F | 221.9 | 254.3 | : | 241.7 | 259.2 | 239.3 | 276.9 | 272.2 | 306.6 | 252.3 | : | 271.7 | 295.3 | 276.9 | : | |
| I | 248.5 | 277.8 | : | 235.1 | 288.5 | 288.6 | 299.2 | 292.4 | 299.6 | 262.8 | : | 309.4 | 298.4 | 271.6 | : | |
| NL | 183.2 | 189.3 | : | 180.7 | 187.7 | 178.9 | 209.8 | 189.5 | 217.5 | 197.6 | : | 192.6 | 213.1 | 212.3 | : | |
| UEBL | 199.0 | 202.9 | : | 191.9 | 216.8 | 191.6 | 211.4 | 214.7 | 226.0 | 200.8 | : | 215.3 | 215.0 | 216.5 | : | |
| UK | 282.6 | 329.2 | : | 283.4 | 349.7 | 334.3 | 349.5 | 352.6 | 447.9 | 423.9 | : | 363.6 | 397.0 | 434.5 | : | |
| IRL | 308.3 | 370.5 | : | 335.9 | 395.7 | 395.2 | 355.4 | 401.3 | 431.8 | 367.6 | : | 396.4 | 405.6 | 380.1 | : | |
| DK | 140.7 | 161.8 | : | 128.6 | 161.2 | 150.7 | 206.7 | 166.0 | 178.4 | 176.6 | : | 175.8 | 179.7 | 189.5 | : | |
| GR | : | 133.2 | : | 68.0 | 157.8 | 151.5 | 155.5 | 176.0 | 133.5 | 122.1 | : | : | : | : | : | |
| EUR10 | : | 272.3 | : | 241.9 | 278.1 | 283.9 | 285.3 | 291.1 | 302.4 | 277.2 | : | : | : | : | : | |
| LOEHNE UND GEAELTER | | | | | | | | | | | | | | | | |
| | WAGES AND SALARIES | | | SALAIRES ET TRAITEMENTS | | | | | | | | | | | | |
| EUR9 | 161.4 | 174.8 | : | 158.6 | 174.2 | 174.7 | 191.8 | 170.4 | 182.0 | 182.9 | : | 180.0 | 182.0 | 184.5 | : | |
| U | 143.5 | 149.3 | 151.4 | 134.1 | 149.3 | 151.1 | 162.6 | 140.5 | 151.1 | 153.1 | 161.1 | 150.8 | 151.0 | 152.2 | 151.4 | |
| F | 173.8 | 193.5 | : | 184.5 | 191.0 | 196.4 | 201.9 | 206.2 | 214.6 | 210.7 | : | 206.8 | 213.7 | 211.3 | : | |
| I | 226.6 | 267.0 | : | 225.4 | 265.8 | 260.9 | 315.8 | 242.7 | 265.8 | 283.1 | : | 269.6 | 270.1 | 289.6 | : | |
| NL | - | - | - | - | - | - | - | - | - | - | - | - | - | - | - | |
| B | 140.1 | 142.2 | : | 136.2 | 138.5 | 123.9 | 170.2 | 142.3 | 152.2 | 132.2 | : | 146.3 | 151.3 | 150.4 | : | |
| L | 146.4 | 159.4 | 168.7 | 144.2 | 167.7 | 151.6 | 174.2 | 155.1 | 175.7 | 159.5 | 184.6 | 167.3 | 166.4 | 167.0 | 173.7 | |
| UK | - | - | - | - | - | - | - | - | - | - | - | - | - | - | - | |
| IRL | - | - | - | - | - | - | - | - | - | - | - | - | - | - | - | |
| OK | 162.2 | 173.5 | 193.0 | 171.8 | 180.8 | 160.9 | 180.7 | 192.4 | 202.3 | 179.4 | 198.1 | 186.6 | 193.8 | 195.9 | 196.4 | |
| ABHAENIG BESCHAEFFTIGTE | | | | | | | | | | | | | | | | |
| | NUMBER OF EMPLOYEES | | | NOMBRE DE SALARIES | | | | | | | | | | | | |
| EUR9 | 95.9 | 91.3 | : | 93.0 | 91.4 | 90.8 | 89.9 | 88.9 | 88.1 | 88.3 | : | : | : | : | : | |
| D | 100.2 | 98.6 | 96.1 | 99.2 | 98.4 | 98.7 | 98.2 | 97.0 | 96.2 | 96.2 | 95.0 | | | | | |
| F | 93.5 | 90.6 | : | 91.5 | 90.9 | 90.2 | 89.8 | 89.6 | 90.0 | 89.2 | : | | | | | |
| I | 99.8 | 95.6 | : | 97.7 | 96.4 | 94.8 | 93.5 | 92.6 | 91.7 | 90.5 | : | | | | | |
| NL | 89.7 | 86.5 | : | 87.0 | 86.9 | 86.5 | 85.6 | 84.4 | 83.4 | 82.9 | : | | | | | |
| B | 93.3 | 88.6 | : | 93.7 | 87.5 | 86.6 | 86.5 | 85.4 | 83.7 | 83.4 | : | | | | | |
| L | 101.6 | 102.8 | 99.6 | 104.0 | 103.2 | 102.4 | 101.8 | 100.4 | 100.0 | 99.9 | 98.0 | | | | | |
| UK | 91.5 | 82.4 | : | 85.5 | 82.7 | 81.5 | 80.0 | 78.6 | 77.2 | 79.0 | : | | | | | |
| IRL | 137.9 | 138.5 | : | 138.0 | 137.4 | 138.6 | 140.2 | 139.2 | 139.6 | 139.9 | : | | | | | |
| DK | 100.2 | 96.7 | 96.5 | 97.0 | 96.6 | 96.7 | 96.6 | 96.7 | 97.0 | 96.3 | 96.1 | | | | | |

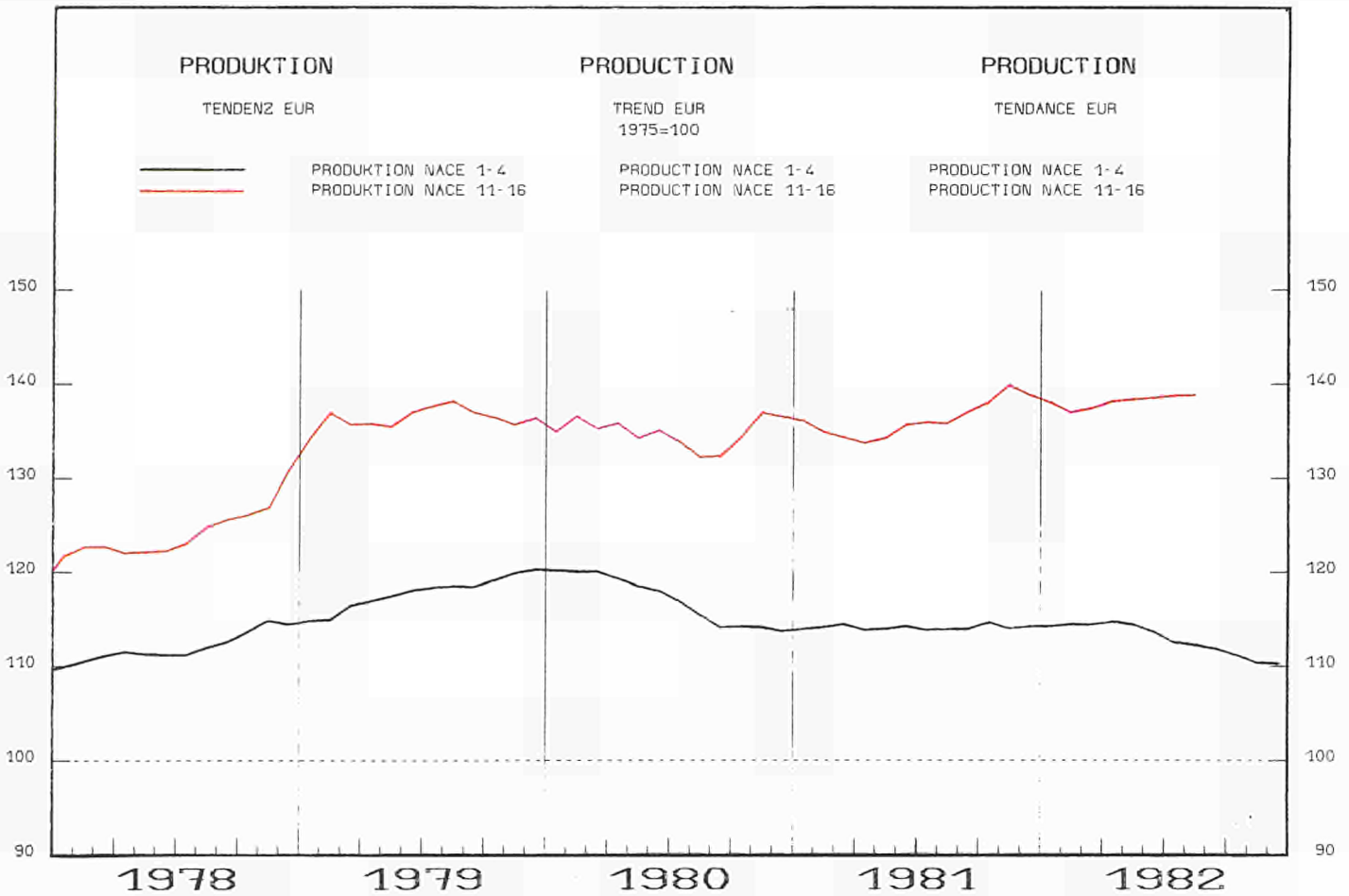


| | | | | | | | | | | | | | | | | |
|---|------|------|------|------|------|------|------|----|----|----|----|----|----|----|----|---|
| 1 | 1980 | 1981 | 1982 | 1981 | 1982 | 1982 | 1983 | 1 | | | | | | | | |
| 1 | | | | 11 | 12 | 01 | 07 | 08 | 09 | 10 | 11 | 12 | 01 | 2A | 2B | 1 |

| PRODUKTIONSINDIZES PRŮ ARBEITSTAG | INDICES OF PRODUCTION PER WORKING DAY | | | | | | | | | | | | INDICES DE PRODUCTION PAR JOUR OUVRABLE | | | | |
|--------------------------------------|--|-------|-------|-------|-------|-------|-------|-------|-------|-------|-------|-------|--|------|------|---|--|
| | EUR4 | U | F | I | NL | B | L | UK | IRL | DK | GR | EUR10 | E | P | USA | J | |
| EUR4 | 116.1 | 113.4 | 113.2 | 123.9 | 110.1 | 112.6 | 102.5 | 83.6 | 118.3 | 120.3 | 121.9 | 107.9 | 111.1 | -0.5 | -1.3 | | |
| U | 114.5 | 115.7 | 111.9 | 125.6 | 108.5 | 114.6 | 94.7 | 93.0 | 112.9 | 114.7 | 118.6 | 101.9 | 106.5 | -2.6 | -7.1 | | |
| F | 123.6 | 120.1 | 123.4 | 129.9 | 123.7 | 126.7 | 108.9 | 66.7 | 131.1 | 136.9 | 137.9 | 124.6 | 130.0 | 2.9 | 2.6 | | |
| I | 133.4 | 126.1 | 125.9 | 140.2 | 119.8 | 123.9 | 132.1 | 62.8 | 138.2 | 126.6 | 131.0 | 115.1 | 122.6 | -2.1 | -1.1 | | |
| NL | 116.6 | 116.9 | 115.4 | 127.0 | 125.0 | 108.0 | 104.0 | 103.0 | 122.0 | 125.0 | 124.0 | 118.0 | : | -1.3 | -5.6 | | |
| B | 108.1 | 107.1 | : | 113.8 | 100.3 | 111.5 | 84.7 | 102.3 | 120.1 | 123.2 | : | : | : | 4.1 | 7.7 | | |
| L | 105.1 | 105.3 | 106.1 | 98.7 | 92.6 | 100.6 | 102.4 | 94.4 | 109.1 | 109.6 | 114.0 | 107.3 | 112.2 | 3.7 | 11.5 | | |
| UK | 98.4 | 93.4 | 92.0 | 102.9 | 88.4 | 87.1 | 87.3 | 85.9 | 93.4 | 100.7 | 100.5 | 88.7 | 89.5 | -1.2 | 2.8 | | |
| IRL | 127.7 | 128.8 | 130.7 | 136.6 | 124.0 | 114.9 | 134.5 | 115.6 | 130.4 | 142.7 | 135.5 | 117.9 | : | 1.4 | -4.9 | | |
| DK | 114.8 | 118.5 | 123.6 | 125.0 | 110.0 | 116.0 | 97.0 | 129.0 | 137.0 | 129.0 | 131.0 | 120.0 | : | 4.3 | 9.1 | | |
| GR | 128.4 | 132.1 | : | 135.7 | 119.1 | 109.1 | 131.6 | 123.0 | 173.6 | 141.6 | 133.2 | : | : | -1.9 | -1.8 | | |
| EUR10 | 116.3 | 113.6 | 113.4 | 124.0 | 110.3 | 112.6 | 102.9 | 84.1 | 119.0 | 120.6 | 122.1 | 107.9 | 111.1 | -0.5 | -1.3 | | |
| E | 121.3 | 117.2 | : | 125.0 | 115.2 | 110.3 | : | : | : | : | : | : | : | -4.5 | | | |
| P | - | - | - | - | - | - | - | - | - | - | - | - | - | - | | | |
| USA | 117.2 | 119.3 | 115.0 | 115.6 | 108.3 | 108.1 | 115.6 | 120.5 | 121.8 | 119.1 | 113.1 | 108.2 | 110.6 | -3.0 | 2.3 | | |
| J | - | - | - | : | : | : | : | : | : | : | : | : | : | : | | | |

| SAISONBEREINIGT | SEASONALLY ADJUSTED | | | | | | | | | | | | DESAISONNALISE | | | | |
|-----------------|---------------------|---|---|-------|-------|-------|-------|-------|-------|-------|-------|-------|----------------|------|------|---|--|
| | EUR4 | U | F | I | NL | B | L | UK | IRL | DK | GR | EUR10 | E | P | USA | J | |
| EUR4 | | | | 113.0 | 112.2 | 115.0 | 112.9 | 113.0 | 113.4 | 113.0 | 111.9 | 110.9 | 113.6 | -0.9 | 2.4 | | |
| U | | | | 112.3 | 109.3 | 118.6 | 110.9 | 113.9 | 111.2 | 109.5 | 106.7 | 104.4 | 109.6 | -4.2 | 5.0 | | |
| F | | | | 118.1 | 122.5 | 120.5 | 121.1 | 123.4 | 125.4 | 128.5 | 127.7 | 124.1 | 124.2 | -0.4 | 0.1 | | |
| I | | | | 129.8 | 126.6 | 127.8 | 129.7 | 124.0 | 124.9 | 120.2 | 121.7 | 123.2 | 126.9 | 0.7 | 3.0 | | |
| NL | | | | 116.4 | 118.6 | 116.4 | 118.4 | 113.4 | 119.2 | 114.5 | 113.6 | 112.2 | : | -3.1 | -1.3 | | |
| B | | | | 107.8 | 105.9 | 112.5 | 112.6 | 108.5 | 113.4 | 117.1 | : | : | : | : | 3.3 | | |
| L | | | | 100.0 | 98.6 | 104.7 | 99.2 | 101.5 | 109.0 | 111.7 | 114.0 | 112.6 | 115.6 | 6.2 | 2.7 | | |
| UK | | | | 93.2 | 92.0 | 92.7 | 91.6 | 92.4 | 91.9 | 93.2 | 91.2 | 92.6 | 94.1 | 0.1 | 1.7 | | |
| IRL | | | | 129.1 | 132.5 | 129.7 | 133.4 | 127.8 | 127.4 | 135.7 | 129.9 | 128.4 | : | 1.4 | -1.2 | | |
| DK | | | | 121.4 | 119.5 | 120.4 | 118.9 | 120.4 | 125.7 | 119.2 | 127.4 | 129.3 | : | 3.0 | 1.5 | | |
| GR | | | | 136.4 | 123.5 | 128.6 | 126.9 | 117.3 | 139.7 | 134.1 | 132.8 | : | : | 9.0 | -1.0 | | |
| EUR10 | | | | 113.3 | 112.3 | 115.1 | 113.1 | 113.1 | 113.8 | 113.2 | 112.2 | 111.0 | 113.8 | -0.9 | 2.5 | | |
| E | | | | 113.5 | 118.2 | 111.4 | : | : | : | : | : | : | : | : | | | |
| P | | | | - | - | - | - | - | - | - | - | - | - | - | | | |
| USA | | | | 116.1 | 114.5 | 112.6 | 117.6 | 116.2 | 115.6 | 114.7 | 113.8 | 114.5 | 115.6 | -0.8 | 1.0 | | |
| J | | | | : | : | : | : | : | : | : | : | : | : | : | | | |

| | 1981 | | | | 1982 | | | | 1982 | | | | SB | - ADJ | - CVS | | | | |
|------------------------------|----------------------------|-------|-------|-------|-------|-------|-------|-------|--------------------------------|-------|-------|-------|-------|-------|-------|--|-----|------|-----|
| | 1980 | 1981 | 1982 | I. | II. | III. | IV. | I. | II. | III. | IV. | I. | | | | | II. | III. | IV. |
| | | | | | | | | | | | | | | | | | | | |
| UMSATZ | TURNOVER | | | | | | | | CHIFFRE D'AFFAIRES | | | | | | | | | | |
| EUR9 | 174.3 | 189.5 | : | 183.0 | 185.2 | 185.0 | 204.6 | 202.6 | 204.0 | 198.0 | : | 201.2 | 205.3 | 206.5 | : | | | | |
| D | 136.0 | 141.8 | 144.5 | 140.9 | 137.2 | 140.9 | 148.4 | 145.5 | 141.8 | 141.5 | 149.2 | 144.8 | 144.9 | 144.0 | 144.6 | | | | |
| F | 173.8 | 187.4 | : | 188.0 | 184.0 | 168.9 | 208.5 | 213.2 | 212.6 | 190.0 | : | 202.4 | 210.7 | 212.7 | : | | | | |
| I | 269.6 | 312.8 | : | 288.7 | 310.7 | 309.5 | 342.3 | 337.1 | 350.9 | 343.5 | : | 337.4 | 350.4 | 357.4 | : | | | | |
| NL | 137.2 | 150.5 | : | 139.0 | 151.0 | 151.0 | 161.0 | 152.0 | 159.0 | 157.0 | : | 157.7 | 158.0 | 159.1 | : | | | | |
| B | 139.6 | 153.4 | : | 143.9 | 160.1 | 149.9 | 159.5 | 160.9 | 176.1 | 168.4 | : | 161.5 | 171.4 | 175.4 | : | | | | |
| L | 145.5 | 152.3 | 195.1 | 142.6 | 156.3 | 157.4 | 152.8 | 156.1 | 177.8 | 207.3 | 239.4 | 159.4 | 168.6 | 201.2 | 241.2 | | | | |
| UK | 188.0 | 200.6 | 214.4 | 193.2 | 191.8 | 201.2 | 216.1 | 211.6 | 208.8 | 210.8 | 226.3 | 212.3 | 213.6 | 215.8 | 217.7 | | | | |
| IRL | - | - | - | - | - | - | - | - | - | - | - | - | - | - | - | | | | |
| DK | 167.9 | 192.2 | 218.7 | 180.0 | 182.3 | 201.3 | 205.3 | 209.7 | 217.7 | 216.3 | 231.3 | 211.1 | 219.0 | 216.5 | 230.0 | | | | |
| AUSFUHR | EXPORTS | | | | | | | | EXPORTATIONS | | | | | | | | | | |
| EUR9 | 185.9 | : | : | : | : | : | : | : | : | : | : | : | : | : | : | | | | |
| D | 221.1 | 255.9 | : | 226.0 | 231.7 | 240.6 | 273.4 | 278.3 | 275.2 | 268.8 | : | 274.1 | 280.2 | 282.4 | : | | | | |
| F | 202.6 | 226.3 | : | 207.4 | 216.2 | 210.0 | 218.4 | 224.0 | 221.3 | 195.0 | : | 221.7 | 218.6 | 206.6 | : | | | | |
| I | 222.6 | 261.8 | : | 197.1 | 222.4 | 241.8 | 271.2 | 264.2 | 243.9 | 258.4 | : | 270.1 | 257.6 | 265.1 | : | | | | |
| NL | 184.4 | 214.5 | : | 190.3 | 206.1 | 207.1 | 225.2 | 225.0 | 222.8 | 228.3 | : | 224.9 | 223.0 | 232.5 | : | | | | |
| UEBL | 196.5 | 223.3 | : | 195.6 | 208.4 | 198.5 | 234.9 | 218.5 | 234.1 | 209.3 | : | 215.7 | 230.9 | 228.0 | : | | | | |
| UK | 202.9 | 225.4 | : | : | : | : | : | 209.5 | 227.0 | 216.5 | : | : | : | : | : | | | | |
| IRL | 214.2 | 226.9 | : | 163.3 | 217.7 | 239.6 | 243.5 | 192.3 | 272.6 | 270.2 | : | 221.9 | 274.0 | 252.5 | : | | | | |
| DK | 176.8 | 215.4 | : | 192.9 | 204.8 | 218.5 | 220.1 | 226.5 | 231.4 | 229.4 | : | 228.5 | 233.7 | 230.6 | : | | | | |
| GR | : | 613.6 | : | 386.8 | 573.9 | 603.2 | 620.5 | 608.7 | 609.7 | 581.4 | : | : | : | : | : | | | | |
| EUR10 | : | 194.1 | : | : | : | : | : | 227.8 | 230.2 | 221.3 | : | : | : | : | : | | | | |
| EINFUHR | IMPORTS | | | | | | | | IMPORTATIONS | | | | | | | | | | |
| EUR9 | 259.2 | : | : | : | : | : | : | : | : | : | : | : | : | : | : | | | | |
| D | 214.9 | 233.4 | : | 206.7 | 193.8 | 207.5 | 216.8 | 222.3 | 213.5 | 222.8 | : | 216.3 | 220.4 | 225.3 | : | | | | |
| F | 237.3 | 271.8 | : | 243.7 | 240.4 | 246.4 | 283.0 | 285.9 | 296.3 | 263.6 | : | 280.2 | 296.7 | 274.8 | : | | | | |
| I | 241.6 | 265.7 | : | 218.9 | 253.2 | 249.5 | 296.8 | 289.0 | 315.7 | 273.9 | : | 300.4 | 316.5 | 290.2 | : | | | | |
| NL | 198.3 | 205.0 | : | 178.8 | 186.6 | 182.1 | 183.0 | 183.0 | 193.5 | 199.0 | : | 180.4 | 197.0 | 200.0 | : | | | | |
| UEBL | 211.8 | 225.8 | : | 205.3 | 204.6 | 201.2 | 213.5 | 227.6 | 213.9 | 219.7 | : | 219.8 | 216.4 | 229.7 | : | | | | |
| UK | 199.7 | 244.8 | : | 192.0 | 213.8 | 244.1 | 250.9 | 235.3 | 247.3 | 241.9 | : | 242.9 | 249.8 | 242.1 | : | | | | |
| IRL | 320.5 | 388.3 | : | 323.4 | 340.5 | 354.5 | 374.7 | 380.5 | 358.9 | 330.6 | : | 380.5 | 362.5 | 340.0 | : | | | | |
| DK | 180.9 | 199.8 | : | 171.0 | 176.9 | 182.6 | 201.8 | 199.7 | 203.0 | 202.0 | : | 196.0 | 207.3 | 208.5 | : | | | | |
| GR | : | 571.0 | : | 294.9 | 608.1 | 632.9 | 692.4 | 678.4 | 619.5 | 701.5 | : | : | : | : | : | | | | |
| EUR10 | : | 255.5 | : | 213.6 | 219.3 | 229.9 | 237.4 | 240.3 | 240.8 | 237.5 | : | : | : | : | : | | | | |
| LÖHNE UND GELÄHTER | WAGES AND SALARIES | | | | | | | | SALAIRES ET TRAITEMENTS | | | | | | | | | | |
| EUR9 | 161.8 | 176.1 | : | 158.9 | 173.5 | 175.2 | 196.9 | 171.4 | 183.5 | 184.2 | : | 182.1 | 184.9 | 186.3 | : | | | | |
| D | 134.4 | 137.1 | 135.8 | 126.5 | 134.5 | 135.3 | 152.1 | 126.9 | 134.0 | 133.3 | 148.9 | 135.8 | 135.6 | 135.0 | 135.3 | | | | |
| F | 172.2 | 188.3 | : | 178.5 | 186.3 | 192.2 | 196.1 | 199.8 | 208.7 | 206.8 | : | 201.3 | 207.2 | 206.2 | : | | | | |
| I | 238.5 | 287.2 | : | 232.8 | 278.4 | 285.7 | 351.8 | 266.7 | 301.9 | 310.3 | : | 304.1 | 310.5 | 320.7 | : | | | | |
| NL | - | - | : | - | - | - | - | - | - | - | : | - | - | - | : | | | | |
| B | 121.7 | 134.0 | : | 118.1 | 147.8 | 117.7 | 152.6 | 125.7 | 129.4 | 120.8 | : | 132.7 | 129.4 | 131.9 | : | | | | |
| L | 144.6 | 156.8 | 167.9 | 142.7 | 156.3 | 154.6 | 173.7 | 152.5 | 161.9 | 164.5 | 192.7 | 162.0 | 160.8 | 168.0 | 178.8 | | | | |
| UK | - | - | : | - | - | - | - | - | - | - | : | - | - | - | : | | | | |
| IRL | - | - | : | - | - | - | - | - | - | - | : | - | - | - | : | | | | |
| DK | 162.4 | 167.7 | 187.0 | 165.3 | 166.0 | 161.9 | 177.7 | 181.1 | 195.0 | 178.2 | 193.6 | 179.8 | 188.3 | 188.8 | 190.8 | | | | |
| ABHÄNGIG BESCHÄFTIGTE | NUMBER OF EMPLOYEES | | | | | | | | NUMBRE DE SALARIES | | | | | | | | | | |
| EUR9 | 93.0 | 88.6 | : | 89.7 | 88.9 | 88.6 | 87.3 | 85.8 | 85.5 | 85.0 | : | | | | | | | | |
| D | 95.3 | 91.9 | 86.8 | 93.1 | 92.0 | 91.9 | 90.6 | 88.3 | 87.2 | 86.8 | 85.1 | | | | | | | | |
| F | 93.9 | 90.1 | : | 90.7 | 90.8 | 90.2 | 88.9 | 88.6 | 90.1 | 89.3 | : | | | | | | | | |
| I | 94.5 | 92.9 | : | 93.5 | 93.3 | 93.3 | 91.5 | 90.4 | 89.9 | 89.4 | : | | | | | | | | |
| NL | 85.0 | 81.2 | : | 82.2 | 81.4 | 81.8 | 79.2 | 78.1 | 77.5 | 77.9 | : | | | | | | | | |
| B | 79.1 | 75.4 | : | 76.5 | 75.2 | 75.4 | 74.6 | 72.5 | 72.6 | 72.6 | : | | | | | | | | |
| L | 95.7 | 95.5 | 95.8 | 95.3 | 95.2 | 95.8 | 95.6 | 95.0 | 94.9 | 95.9 | 97.3 | | | | | | | | |
| UK | 91.5 | 84.2 | : | 85.6 | 84.6 | 83.7 | 82.7 | 80.9 | 80.2 | 79.7 | : | | | | | | | | |
| IRL | 104.4 | 99.0 | : | 99.2 | 98.8 | 99.4 | 98.7 | 95.1 | 93.2 | 93.2 | : | | | | | | | | |
| DK | 98.3 | 93.7 | 94.1 | 93.2 | 91.8 | 95.8 | 94.1 | 92.5 | 94.7 | 95.6 | 93.6 | | | | | | | | |



| 1980 | 1981 | 1982 | 1981 | 1982 | 1982 | 1983 | 1983 |
|------|------|------|------|------|------|------|------|
| 11 | 12 | 01 | 07 | 08 | 09 | 10 | 11 |
| 12 | 01 | 02 | 03 | 04 | 05 | 06 | 07 |

| PRODUKTIONSINDIZES | | | | INDICES OF PRODUCTION | | | | INDICES DE PRODUCTION | | | | | | | |
|--------------------|-------|-------|-------|-----------------------|-------|-------|-------|-----------------------|-------|-------|-------|-------|-------|-------|-------|
| PRO ANBEITSTAG | | | | PER WORKING DAY | | | | PAR JOUR OUVRABLE | | | | | | | |
| EUR9 | 135.5 | 137.1 | : | 151.9 | 158.5 | 161.0 | 119.1 | 113.6 | 125.3 | : | : | : | : | 1.9 | |
| U | 119.2 | 120.0 | 119.5 | 133.4 | 137.2 | 142.0 | 99.8 | 98.6 | 107.8 | 120.2 | 131.2 | 131.4 | 131.8 | -1.4 | -7.1 |
| F | 123.6 | 127.4 | 124.6 | 141.4 | 153.3 | 154.0 | 101.7 | 87.8 | 104.7 | 118.3 | 133.5 | 147.2 | 149.4 | -2.5 | -3.0 |
| I | 116.5 | 115.5 | 116.6 | 131.4 | 130.2 | 134.2 | 106.7 | 88.7 | 112.0 | 110.4 | 123.2 | 124.7 | : | 0.9 | -4.3 |
| ML | 109.9 | 105.3 | : | 114.8 | 128.7 | 125.7 | 77.2 | 76.9 | 85.1 | 91.0 | : | : | : | -3.9 | -11.9 |
| U | 114.1 | 107.5 | : | 120.9 | 113.3 | 123.8 | 89.0 | 94.2 | 97.7 | 112.6 | : | : | : | -1.3 | 7.0 |
| L | 91.5 | 96.2 | 82.6 | 96.7 | 106.8 | 110.9 | 58.9 | 72.0 | 63.1 | 99.5 | 104.2 | 100.6 | 89.8 | -18.5 | -19.0 |
| UK | 193.7 | 201.3 | : | 219.9 | 231.1 | 231.2 | 191.4 | 187.2 | 196.2 | : | : | : | : | 5.5 | |
| IML | - | - | - | - | - | - | - | - | - | - | - | - | - | - | - |
| UK | 101.3 | 90.2 | 87.7 | 89.0 | 76.0 | 46.0 | 86.0 | 118.0 | 135.0 | 106.0 | 108.0 | 70.0 | : | -2.7 | -7.9 |
| GM | 136.0 | 141.3 | : | 149.5 | 154.6 | 150.9 | 134.4 | 129.6 | 134.3 | 131.5 | 140.6 | : | : | -0.9 | -6.0 |
| EUR10 | 135.5 | 137.1 | : | 151.9 | 158.5 | 161.0 | 119.1 | 113.6 | 125.3 | : | : | : | : | 1.9 | |
| E | 135.7 | 139.9 | : | 143.4 | 153.7 | 151.1 | 147.3 | 132.2 | 143.6 | 143.8 | 149.1 | : | : | 4.0 | 4.0 |
| P | - | - | - | - | - | - | - | - | - | - | - | - | - | - | - |
| USA | - | - | - | - | - | - | - | - | - | - | - | - | - | - | - |
| J | - | - | - | - | - | - | - | - | - | - | - | - | - | - | - |

| SAISONBEREINIGT | | | | SEASONALLY ADJUSTED | | | | DESAISONNALISE | | | | | | | |
|-----------------|--|--|--|---------------------|-------|-------|-------|----------------|-------|-------|-------|-------|-------|------|-------|
| EUR9 | | | | 138.4 | 141.0 | 137.7 | 139.5 | 138.8 | 138.5 | : | : | : | : | | |
| U | | | | 120.0 | 123.6 | 121.9 | 120.1 | 119.5 | 118.3 | 120.4 | 117.6 | 117.0 | 113.1 | -2.9 | -3.3 |
| F | | | | 128.1 | 131.2 | 126.3 | 124.3 | 121.2 | 119.4 | 121.8 | 120.8 | 124.0 | 121.9 | 1.2 | -1.7 |
| I | | | | 119.0 | 117.4 | 117.3 | 118.3 | 116.0 | 117.4 | 112.8 | 112.2 | 112.9 | : | -3.9 | 0.7 |
| ML | | | | 101.6 | 106.6 | 97.8 | 99.4 | 98.3 | 98.8 | 92.9 | : | : | : | | -6.0 |
| U | | | | 107.2 | 104.5 | 113.0 | 107.4 | 106.7 | 104.7 | 113.8 | : | : | : | | 8.7 |
| L | | | | 89.6 | 97.0 | 99.5 | 70.9 | 85.9 | 69.8 | 88.9 | 92.3 | 86.4 | 75.9 | 4.1 | -12.2 |
| UK | | | | 207.3 | 209.4 | 204.2 | 213.1 | 214.8 | 217.2 | : | : | : | : | | |
| IML | | | | - | - | - | - | - | - | - | - | - | - | - | - |
| UK | | | | 74.4 | 73.7 | 79.5 | 91.4 | 89.2 | 98.1 | 84.9 | 92.6 | 76.5 | : | -8.9 | -17.3 |
| GM | | | | 145.6 | 148.8 | 146.2 | 136.9 | 134.2 | 134.3 | 133.6 | 135.9 | : | : | 0.7 | 1.7 |
| EUR10 | | | | 138.4 | 141.0 | 137.7 | 139.5 | 138.8 | 138.5 | : | : | : | : | | |
| E | | | | 137.6 | 143.1 | 137.7 | 149.3 | 149.4 | 149.7 | 144.3 | 145.4 | : | : | -1.2 | 0.8 |
| P | | | | - | - | - | - | - | - | - | - | - | - | - | - |
| USA | | | | - | - | - | - | - | - | - | - | - | - | - | - |
| J | | | | - | - | - | - | - | - | - | - | - | - | - | - |

1975 = 100

| | 1981 | | | | 1982 | | | | 1982 | | | | | |
|--|------|------|------|----|------|------|-----|----|------|------|-----|----|-----|------|
| | 1980 | 1981 | 1982 | I. | II. | III. | IV. | I. | II. | III. | IV. | I. | II. | III. |

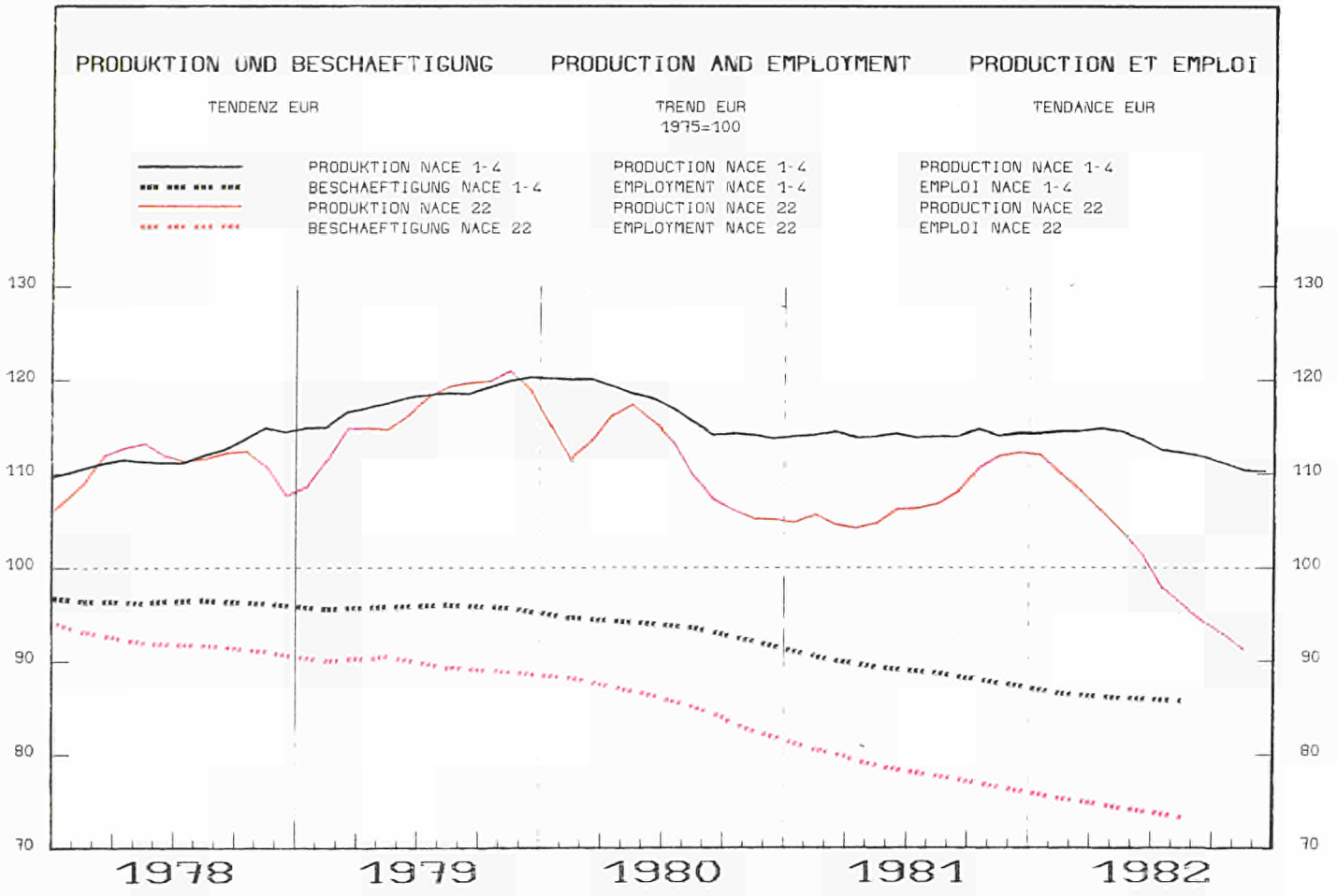
SB - ADJ - CVS

| UMSATZ | TURNOVER | | | | | | | | | | | | CHIFFRE D'AFFAIRES | | | | | |
|--------|----------|-------|-------|-------|-------|-------|-------|-------|-------|-------|-------|-------|--------------------|-------|-------|---|---|---|
| EUR9 | - | - | - | - | - | - | - | - | - | - | - | - | - | - | - | - | - | - |
| D | : | : | : | : | : | : | : | : | : | : | : | : | : | : | : | : | : | : |
| F | 233.4 | 279.6 | : | 286.4 | 252.9 | 262.2 | 316.9 | 318.0 | 287.3 | 277.9 | : | 299.5 | 292.9 | 304.0 | : | : | : | |
| I | 273.5 | 369.9 | : | 432.5 | 327.2 | 318.4 | 401.5 | 518.7 | 372.9 | 342.3 | : | 450.5 | 403.3 | 394.0 | : | : | : | |
| NL | : | : | : | : | : | : | : | : | : | : | : | : | : | : | : | : | : | |
| B | 163.3 | 196.6 | : | 202.9 | 169.7 | 195.8 | 218.1 | 236.7 | 216.5 | 209.9 | : | 219.3 | 224.0 | 230.5 | : | : | : | |
| L | 165.2 | 235.2 | 263.4 | 210.6 | 212.5 | 214.3 | 303.4 | 324.5 | 211.0 | 197.8 | 320.4 | 300.1 | 241.3 | 228.2 | 280.5 | : | : | |
| UK | 303.8 | 362.4 | : | 366.8 | 335.5 | 330.5 | 416.9 | 414.4 | 372.6 | 369.2 | : | 388.8 | 389.0 | 399.7 | : | : | : | |
| IRL | - | - | - | - | - | - | - | - | - | - | - | - | - | - | - | - | - | |
| DK | - | - | - | - | - | - | - | - | - | - | - | - | - | - | - | - | - | |

| AUSFUHR | EXPORTS | | | | | | | | | | | | EXPORTATIONS | | | | |
|---------|---------|--------|---|-------|-------|-------|-------|--------|--------|--------|---|-------|--------------|-------|---|---|---|
| EUR9 | 149.3 | : | : | : | : | : | : | : | : | : | : | : | : | : | : | : | : |
| D | 242.7 | 296.7 | : | 272.2 | 315.2 | 315.0 | 284.4 | 314.6 | 311.7 | 297.5 | : | 314.8 | 300.6 | 299.3 | : | : | : |
| F | 309.8 | 405.0 | : | 333.1 | 408.0 | 462.0 | 408.8 | 375.2 | 376.5 | 292.9 | : | 412.5 | 374.2 | 279.2 | : | : | : |
| I | 209.0 | 279.3 | : | 180.8 | 292.8 | 327.0 | 316.6 | 340.2 | 324.5 | 299.4 | : | 366.2 | 321.0 | 315.5 | : | : | : |
| NL | 256.8 | 321.7 | : | 319.9 | 286.1 | 299.4 | 381.3 | 410.4 | 318.3 | 289.1 | : | 382.5 | 338.5 | 328.3 | : | : | : |
| UEBL | 365.4 | 424.6 | : | 342.2 | 342.1 | 491.4 | 522.9 | 358.7 | 311.1 | 557.3 | : | 398.8 | 330.8 | 504.2 | : | : | : |
| UK | 794.0 | 1291.8 | : | : | : | : | : | 1268.2 | 1303.8 | 1650.8 | : | : | : | : | : | : | : |
| IRL | 114.6 | 119.5 | : | 187.5 | 205.1 | 52.4 | 32.9 | 25.5 | 22.3 | 25.1 | : | 24.1 | 11.2 | 25.8 | : | : | : |
| DK | 183.7 | 203.9 | : | 218.2 | 234.2 | 199.5 | 163.5 | 109.2 | 148.1 | 253.8 | : | 110.6 | 151.7 | 238.6 | : | : | : |
| GR | : | 180.0 | : | 9.8 | 327.7 | 108.3 | 274.1 | 37.2 | 20.1 | 696.0 | : | : | : | : | : | : | : |
| EUR10 | : | 121.1 | : | : | : | : | : | 256.5 | 281.1 | 374.6 | : | : | : | : | : | : | : |

| EINFUHR | IMPORTS | | | | | | | | | | | | IMPORTATIONS | | | | |
|---------|---------|-------|---|-------|-------|-------|-------|-------|-------|-------|---|-------|--------------|-------|---|---|---|
| EUR9 | 209.6 | : | : | : | : | : | : | : | : | : | : | : | : | : | : | : | : |
| D | 295.8 | 350.1 | : | 341.4 | 321.6 | 362.1 | 375.1 | 369.8 | 355.5 | 348.7 | : | 364.4 | 362.0 | 352.8 | : | : | : |
| F | 278.0 | 336.2 | : | 320.2 | 320.3 | 343.4 | 361.1 | 343.8 | 327.2 | 336.4 | : | 336.6 | 334.5 | 340.8 | : | : | : |
| I | 255.1 | 353.1 | : | 269.0 | 392.1 | 398.8 | 352.3 | 382.5 | 330.3 | 361.5 | : | 403.3 | 328.8 | 360.9 | : | : | : |
| NL | 285.0 | 336.0 | : | 300.8 | 362.0 | 329.7 | 351.7 | 344.4 | 342.5 | 334.6 | : | 347.9 | 334.1 | 340.2 | : | : | : |
| UEBL | 271.7 | 342.7 | : | 333.6 | 299.2 | 376.8 | 361.3 | 337.3 | 336.5 | 385.5 | : | 329.7 | 347.8 | 385.1 | : | : | : |
| UK | 153.6 | 176.8 | : | 171.3 | 158.4 | 176.4 | 201.6 | 202.8 | 162.0 | 177.3 | : | 192.6 | 172.6 | 182.6 | : | : | : |
| IRL | 287.9 | 342.0 | : | 323.7 | 320.0 | 388.3 | 337.0 | 333.6 | 347.7 | 368.1 | : | 321.7 | 353.9 | 353.9 | : | : | : |
| DK | 213.5 | 259.4 | : | 267.0 | 262.4 | 248.4 | 259.9 | 271.7 | 244.7 | 246.1 | : | 258.3 | 249.6 | 255.7 | : | : | : |
| GR | : | 184.9 | : | 22.0 | 239.9 | 147.3 | 330.6 | 425.5 | 219.8 | 289.0 | : | : | : | : | : | : | : |
| EUR10 | : | 231.0 | : | 167.9 | 198.0 | 204.7 | 199.3 | 209.6 | 190.1 | 194.8 | : | : | : | : | : | : | : |

| ABHAENIG BESCHAEFTIGTE | NUMBER OF EMPLOYEES | | | | | | | | | | | | NOMBRE DE SALARIES | | | | |
|------------------------|---------------------|-------|------|-------|-------|-------|-------|-------|-------|-------|------|---|--------------------|---|---|---|---|
| EUR9 | - | - | - | - | - | - | - | - | - | - | - | - | - | - | - | - | - |
| D | : | : | : | : | : | : | : | : | : | : | : | : | : | : | : | : | : |
| F | 96.7 | 97.4 | : | 97.0 | 97.3 | 97.6 | 97.9 | 98.7 | 100.0 | 100.3 | : | : | : | : | : | : | : |
| I | 103.5 | 105.3 | : | 104.8 | 105.2 | 105.6 | 105.7 | 105.3 | 105.0 | 104.7 | : | : | : | : | : | : | : |
| NL | : | : | : | : | : | : | : | : | : | : | : | : | : | : | : | : | : |
| B | 86.4 | 85.3 | : | 85.3 | 85.6 | 85.2 | 85.2 | 84.9 | 84.2 | 84.3 | : | : | : | : | : | : | : |
| L | 93.0 | 90.0 | 85.9 | 91.5 | 90.4 | 89.8 | 88.3 | 86.7 | 86.0 | 85.5 | 85.5 | : | : | : | : | : | : |
| UK | 96.8 | 93.5 | : | 95.1 | 93.9 | 93.0 | 92.2 | 90.9 | 89.9 | 87.8 | : | : | : | : | : | : | : |
| IRL | - | - | - | - | - | - | - | - | - | - | - | - | - | - | - | - | - |
| DK | - | - | - | - | - | - | - | - | - | - | - | - | - | - | - | - | - |



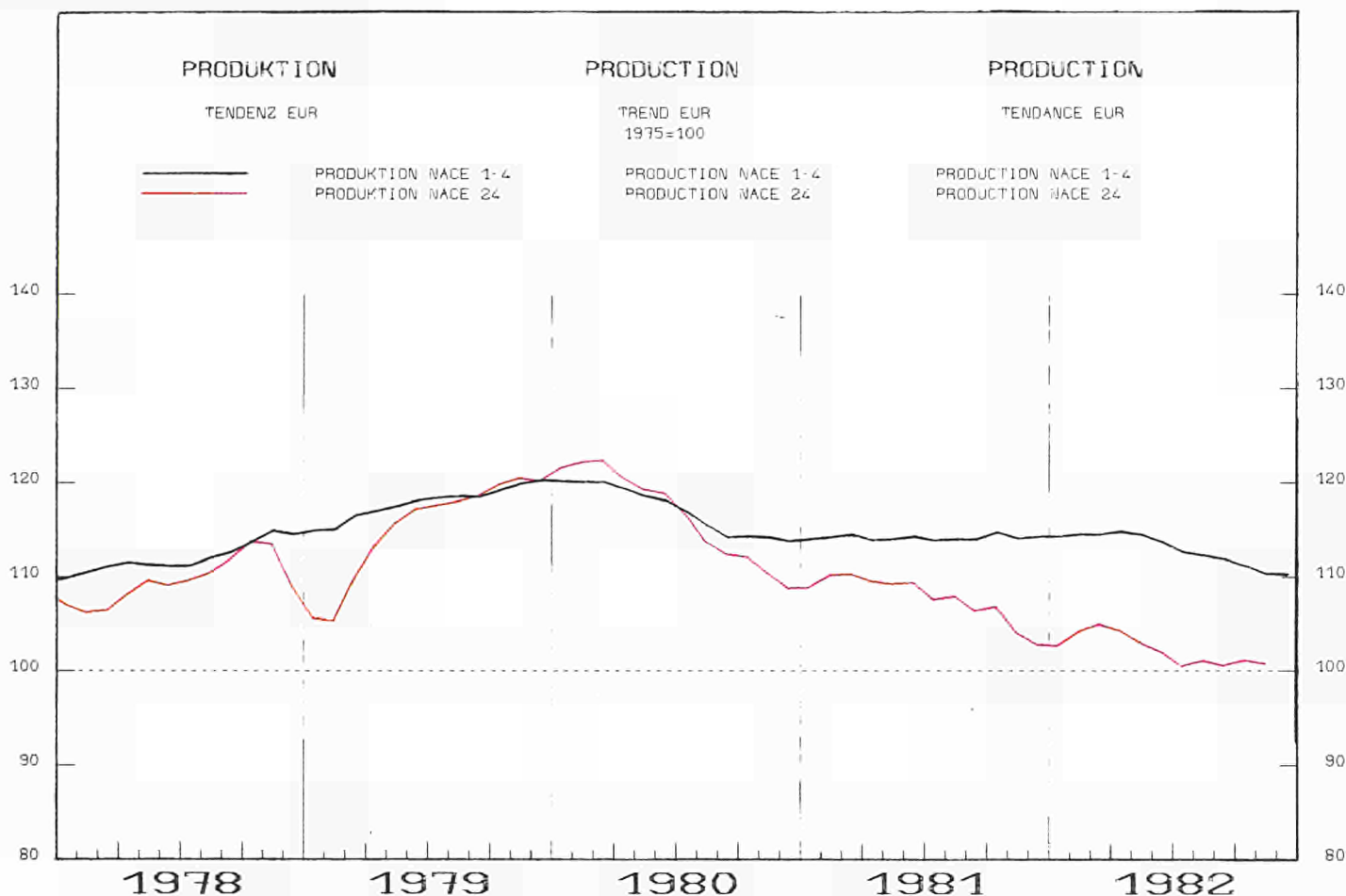
| 1980 | | | 1981 | | | 1982 | | | 1982 | | | 1982 | | | 1982 | | |
|------|----|----|------|----|----|------|----|----|------|----|----|------|----|----|------|----|----|
| 11 | 12 | 01 | 11 | 12 | 01 | 07 | 08 | 09 | 10 | 11 | 12 | 01 | 02 | 03 | 04 | 05 | 06 |

| | PRODUKTIONSINDIZES | | | INDICES OF PRODUCTION | | | | | | | | | INDICES DE PRODUCTION | | |
|-------|--------------------|-------|-------|-----------------------|-------|-------|-------|-------|-------|-------|-------|-------|-----------------------|-------|-------|
| | PRO ARBEITSTAG | | | PER WORKING DAY | | | | | | | | | PAR JOUR OUVRABLE | | |
| EUR9 | 110.4 | 108.2 | 99.5 | 118.0 | 102.5 | 105.9 | 91.7 | 69.9 | 97.0 | 96.1 | 95.6 | 79.2 | : | -8.0 | -22.7 |
| D | 116.4 | 112.7 | 101.4 | 121.8 | 103.5 | 105.3 | 92.4 | 83.6 | 96.3 | 93.2 | 94.2 | 78.5 | 89.7 | -11.3 | -14.7 |
| F | 118.3 | 111.2 | 101.4 | 115.0 | 107.9 | 113.5 | 98.4 | 48.4 | 95.4 | 102.7 | 99.2 | 81.7 | 92.9 | -10.6 | -18.2 |
| I | 122.7 | 120.1 | 113.6 | 137.3 | 124.9 | 123.1 | 108.9 | 61.6 | 117.8 | 109.6 | 112.0 | 97.1 | : | -5.4 | -22.3 |
| NL | 117.7 | 119.1 | 105.2 | 111.0 | 92.0 | 120.0 | 100.0 | 96.0 | 94.0 | 103.0 | 95.0 | 77.0 | 97.0 | -14.5 | -19.2 |
| B | 122.2 | 115.4 | : | 127.6 | 117.7 | 122.6 | 77.6 | 84.5 | 105.8 | 98.8 | : | : | : | -3.7 | -17.0 |
| L | 108.8 | 90.8 | 86.3 | 100.9 | 78.9 | 90.9 | 79.3 | 62.8 | 85.5 | 87.8 | 80.9 | 54.0 | 66.5 | -7.7 | -26.8 |
| UK | 75.0 | 82.6 | 79.6 | 96.8 | 75.1 | 76.2 | 71.2 | 63.6 | 79.3 | 79.9 | 80.5 | 64.0 | : | -3.7 | -14.8 |
| IRL | 79.4 | 74.4 | 83.5 | 90.0 | 68.9 | 90.3 | 73.6 | 53.4 | 73.0 | 83.5 | 85.7 | 74.2 | : | 12.5 | 7.7 |
| DK | 136.2 | 130.7 | 114.2 | 136.0 | 114.0 | 104.0 | 35.0 | 116.0 | 143.0 | 108.0 | 127.0 | 109.0 | : | -12.6 | -4.4 |
| GR | 121.3 | 110.9 | : | 118.3 | 114.4 | 111.9 | 75.6 | 63.8 | 75.3 | 85.1 | 79.8 | : | : | -17.5 | -32.5 |
| EUR10 | 110.6 | 108.3 | 99.5 | 118.0 | 102.7 | 106.0 | 91.7 | 70.0 | 97.0 | 96.1 | 95.6 | 79.2 | : | -8.1 | -22.8 |
| E | 115.5 | 115.3 | : | 125.9 | 121.4 | 123.3 | 108.6 | 61.5 | 121.1 | 128.5 | 121.5 | : | : | -0.3 | -3.5 |
| P | 201.1 | 192.5 | : | 212.7 | 233.5 | 252.8 | 189.5 | : | : | : | : | : | : | 19.3 | : |
| USA | 106.0 | 111.9 | : | 95.3 | 86.5 | 90.9 | 70.5 | 72.5 | 74.5 | 73.9 | : | : | : | -27.8 | -29.0 |
| J | 129.0 | 122.3 | : | 125.8 | 124.7 | 121.0 | 119.9 | 111.6 | 116.3 | : | : | : | : | 0.3 | : |

| | SAISONBEREINIGT | | | SEASONALLY ADJUSTED | | | | | | | | | DESAISONNALISE | | |
|-------|-----------------|--|--|---------------------|-------|-------|-------|-------|-------|-------|-------|-------|----------------|-------|------|
| | | | | | | | | | | | | | | | |
| EUR9 | | | | 112.1 | 112.6 | 112.0 | 99.0 | 94.6 | 94.4 | 93.6 | 90.7 | 89.3 | : | -5.0 | -1.6 |
| D | | | | 116.5 | 119.4 | 113.5 | 101.7 | 93.1 | 94.1 | 92.1 | 90.1 | 93.2 | 96.2 | 0.1 | 3.2 |
| F | | | | 110.1 | 113.4 | 111.6 | 103.3 | 95.1 | 94.4 | 99.3 | 96.0 | 88.8 | 91.0 | -4.5 | 2.5 |
| I | | | | 129.2 | 130.1 | 121.8 | 113.8 | 110.8 | 111.3 | 104.9 | 104.4 | 103.1 | : | -7.0 | -1.3 |
| NL | | | | 114.4 | 108.2 | 125.7 | 104.7 | 99.5 | 92.0 | 105.9 | 98.9 | 94.0 | 100.5 | -1.4 | 7.0 |
| B | | | | 123.6 | 120.1 | 122.4 | 106.0 | 102.1 | 105.6 | 102.8 | : | : | : | -2.7 | : |
| L | | | | 96.5 | 83.7 | 92.9 | 87.3 | 87.4 | 88.1 | 89.6 | 79.8 | 65.5 | 72.0 | -18.0 | 10.0 |
| UK | | | | 87.2 | 84.5 | 93.8 | 74.1 | 79.3 | 77.5 | 74.7 | 72.6 | 72.1 | : | -5.0 | -0.6 |
| IRL | | | | 86.1 | 79.5 | 88.1 | 72.3 | 78.5 | 78.6 | 88.0 | 83.2 | 85.4 | : | 11.9 | 2.7 |
| DK | | | | 120.2 | 118.8 | 109.0 | 104.2 | 108.1 | 128.1 | 104.8 | 112.4 | 115.2 | : | -2.3 | 2.5 |
| GR | | | | 119.4 | 114.5 | 117.8 | 80.6 | 75.1 | 70.4 | 78.1 | 79.7 | : | : | -4.9 | 2.1 |
| EUR10 | | | | 112.1 | 112.6 | 112.1 | 99.0 | 94.4 | 94.4 | 93.5 | 90.8 | 89.1 | : | -5.0 | -1.8 |
| E | | | | 118.5 | 120.1 | 118.4 | 110.9 | 102.2 | 118.3 | 119.8 | 113.9 | : | : | 10.6 | -4.9 |
| P | | | | 215.5 | 232.1 | 250.3 | 208.7 | : | : | : | : | : | : | : | : |
| USA | | | | 100.2 | 92.9 | 93.0 | 75.6 | 75.2 | 76.0 | 75.3 | : | : | : | : | -0.9 |
| J | | | | 124.9 | 125.1 | 125.8 | 118.4 | 115.4 | 116.2 | : | : | : | : | : | : |

1975 = 100

| | 1981 | | | | 1982 | | | | 1982 | | | | SH - ADJ - CVS | | |
|--------------------------------|-------|-------|-------|-------|-------|-------|-------|-------|-------|-------|-------|-------|----------------|-------|-------|
| | 1980 | 1981 | 1982 | I. | II. | III. | IV. | I. | II. | III. | IV. | I. | | II. | III. |
| UMSATZ | | | | | | | | | | | | | | | |
| TURNOVER | | | | | | | | | | | | | | | |
| CHIFFRE D'AFFAIRES | | | | | | | | | | | | | | | |
| EUR9 | 160.6 | 163.0 | : | 157.3 | 164.5 | 151.7 | 178.5 | 180.3 | 181.0 | 150.7 | : | 179.4 | 174.6 | 164.6 | : |
| D | 130.8 | 128.0 | 120.0 | 124.2 | 128.2 | 127.4 | 132.2 | 129.0 | 129.0 | 113.7 | 108.2 | 127.4 | 127.1 | 115.9 | 110.0 |
| F | 169.7 | 171.4 | : | 163.3 | 174.8 | 153.2 | 194.2 | 201.8 | 196.4 | 169.9 | : | 196.5 | 189.6 | 193.5 | : |
| I | 261.6 | 269.2 | : | 269.4 | 269.7 | 232.7 | 304.9 | 311.9 | 323.3 | 240.9 | : | 292.5 | 312.6 | 275.9 | : |
| NL | 142.5 | 155.7 | : | 141.0 | 159.0 | 156.0 | 167.0 | 154.0 | 156.0 | 139.0 | : | 157.7 | 150.0 | 144.5 | : |
| B | 152.7 | 151.0 | : | 141.2 | 157.9 | 141.3 | 163.6 | 153.6 | 185.0 | 141.6 | : | 149.6 | 171.0 | 160.5 | : |
| L | 139.3 | 129.1 | 148.4 | 119.7 | 126.4 | 123.1 | 147.2 | 165.4 | 162.6 | 140.1 | 125.5 | 160.7 | 157.5 | 151.6 | 151.0 |
| UK | 142.4 | 153.1 | 157.9 | 145.4 | 153.7 | 144.1 | 169.3 | 175.9 | 166.1 | 142.1 | 147.3 | 183.1 | 155.9 | 153.1 | 143.4 |
| IRL | - | - | - | - | - | - | - | - | - | - | - | - | - | - | - |
| DK | 196.5 | 194.6 | 207.1 | 186.0 | 206.0 | 184.3 | 202.0 | 207.0 | 223.3 | 181.0 | 217.0 | 199.6 | 210.5 | 204.8 | 214.4 |
| AUSFUHR | | | | | | | | | | | | | | | |
| EXPORTS | | | | | | | | | | | | | | | |
| EXPORTATIONS | | | | | | | | | | | | | | | |
| EUR9 | 137.1 | : | : | : | : | : | : | : | : | : | : | : | : | : | : |
| D | 181.6 | 188.7 | : | 172.8 | 173.1 | 199.1 | 209.8 | 208.0 | 210.2 | 193.8 | : | 207.6 | 213.0 | 196.8 | : |
| F | 190.9 | 197.9 | : | 184.2 | 206.9 | 186.1 | 212.3 | 202.1 | 203.6 | 167.5 | : | 198.6 | 190.0 | 186.6 | : |
| I | 170.6 | 219.6 | : | 154.4 | 196.6 | 233.0 | 294.2 | 247.0 | 247.1 | 203.6 | : | 265.5 | 247.6 | 225.4 | : |
| NL | 211.2 | 224.4 | : | 198.6 | 224.4 | 219.1 | 255.4 | 221.8 | 234.8 | 206.5 | : | 223.5 | 228.0 | 217.0 | : |
| UEBL | 190.4 | 173.3 | : | 157.3 | 177.3 | 164.7 | 193.7 | 167.8 | 180.9 | 175.0 | : | 163.3 | 166.6 | 191.6 | : |
| UK | 121.3 | 122.6 | : | : | : | : | : | 118.9 | 117.6 | 109.1 | : | : | : | : | : |
| IRL | 175.9 | 181.6 | : | 155.8 | 168.6 | 195.2 | 207.1 | 222.0 | 227.3 | 197.3 | : | 215.4 | 221.1 | 206.1 | : |
| UK | 297.3 | 284.8 | : | 283.0 | 301.5 | 263.3 | 291.2 | 273.6 | 317.1 | 259.0 | : | 266.3 | 295.7 | 265.8 | : |
| GR | : | 184.4 | : | 124.8 | 193.0 | 151.8 | 267.9 | 210.0 | 156.0 | 136.6 | : | : | : | : | : |
| EUR10 | : | 182.3 | : | : | : | : | : | 171.4 | 180.0 | 172.6 | : | : | : | : | : |
| EINFUHR | | | | | | | | | | | | | | | |
| IMPORTS | | | | | | | | | | | | | | | |
| IMPORTATIONS | | | | | | | | | | | | | | | |
| EUR9 | 217.1 | : | : | : | : | : | : | : | : | : | : | : | : | : | : |
| D | 245.3 | 219.6 | : | 204.7 | 213.1 | 216.2 | 244.3 | 256.2 | 259.5 | 227.1 | : | 245.7 | 256.0 | 236.4 | : |
| F | 197.9 | 184.7 | : | 179.4 | 193.6 | 165.8 | 200.1 | 212.0 | 219.2 | 150.0 | : | 198.4 | 206.6 | 174.3 | : |
| I | 289.1 | 265.2 | : | 226.0 | 287.1 | 254.5 | 293.4 | 314.4 | 333.2 | 280.6 | : | 326.9 | 320.1 | 305.4 | : |
| NL | 185.5 | 170.2 | : | 155.0 | 156.4 | 172.2 | 197.3 | 184.9 | 206.2 | 170.2 | : | 185.4 | 205.5 | 161.6 | : |
| UEBL | 229.2 | 222.1 | : | 213.3 | 217.7 | 204.2 | 248.3 | 217.8 | 233.4 | 227.6 | : | 208.1 | 224.3 | 243.8 | : |
| UK | 216.6 | 157.6 | : | 143.5 | 155.6 | 164.6 | 166.9 | 173.6 | 164.6 | 145.9 | : | 164.1 | 154.6 | 151.9 | : |
| IRL | 254.5 | 273.6 | : | 243.9 | 288.6 | 278.8 | 283.0 | 345.0 | 304.4 | 271.9 | : | 347.5 | 292.4 | 287.9 | : |
| UK | 187.3 | 184.5 | : | 158.3 | 173.9 | 180.7 | 225.0 | 245.5 | 247.3 | 246.4 | : | 241.8 | 245.9 | 259.2 | : |
| GR | : | 187.2 | : | 72.0 | 214.6 | 209.7 | 252.2 | 225.3 | 185.7 | 177.6 | : | : | : | : | : |
| EUR10 | : | 220.5 | : | 197.8 | 220.5 | 221.9 | 241.9 | 252.6 | 259.7 | 225.9 | : | : | : | : | : |
| LOEHNE UND GEAELTER | | | | | | | | | | | | | | | |
| WAGES AND SALARIES | | | | | | | | | | | | | | | |
| SALAIRES ET TRAITEMENTS | | | | | | | | | | | | | | | |
| EUR9 | 139.2 | 147.4 | : | 137.7 | 145.5 | 145.2 | 161.1 | 144.6 | 152.9 | 147.6 | : | 156.4 | 150.0 | 149.2 | : |
| D | 124.1 | 125.1 | 120.5 | 116.1 | 123.2 | 124.5 | 136.5 | 114.9 | 122.4 | 119.6 | 125.3 | 122.7 | 122.6 | 120.9 | 115.9 |
| F | 140.9 | 148.6 | : | 143.1 | 146.3 | 149.2 | 155.7 | 158.2 | 163.1 | 159.5 | : | 158.9 | 163.2 | 159.9 | : |
| I | 229.4 | 274.2 | : | 227.7 | 270.2 | 268.1 | 330.9 | 265.0 | 296.7 | 283.8 | : | 293.2 | 297.8 | 296.8 | : |
| NL | - | - | : | - | - | - | - | - | - | - | : | - | - | - | : |
| B | 127.4 | 129.9 | : | 124.6 | 132.9 | 117.0 | 145.0 | 117.5 | 138.2 | 121.3 | : | 120.4 | 133.0 | 137.0 | : |
| L | 113.7 | 110.9 | 113.3 | 109.2 | 113.0 | 111.4 | 110.0 | 111.8 | 113.2 | 114.0 | 114.1 | 112.8 | 111.2 | 113.2 | 115.1 |
| UK | 126.1 | 132.5 | : | 132.9 | 129.8 | 130.3 | 136.8 | 136.3 | 135.1 | 131.8 | : | 155.6 | 124.3 | 124.4 | : |
| IRL | - | - | : | - | - | - | - | - | - | - | : | - | - | - | : |
| DK | 171.4 | 163.5 | 163.2 | 162.0 | 176.2 | 150.8 | 165.1 | 170.9 | 182.3 | 143.5 | 156.3 | 166.1 | 170.9 | 162.2 | 158.5 |
| ABHAENIG BESCHAEFFTIGTE | | | | | | | | | | | | | | | |
| NUMBER OF EMPLOYEES | | | | | | | | | | | | | | | |
| NUMBRE DE SALARIES | | | | | | | | | | | | | | | |
| EUR9 | 85.6 | 78.4 | : | 80.5 | 78.8 | 77.7 | 76.6 | 75.4 | 74.4 | 73.4 | : | : | : | : | : |
| D | 89.2 | 85.9 | 79.9 | 87.4 | 86.2 | 85.6 | 84.5 | 82.4 | 81.1 | 80.6 | 75.4 | : | : | : | : |
| F | 79.6 | 74.5 | : | 76.0 | 74.8 | 73.8 | 73.2 | 72.8 | 72.8 | 70.9 | : | : | : | : | : |
| I | 100.0 | 97.4 | : | 98.9 | 98.2 | 97.0 | 95.3 | 94.3 | 93.9 | 93.0 | : | : | : | : | : |
| NL | 90.2 | 89.4 | : | 90.0 | 89.1 | 89.4 | 89.0 | 88.3 | 87.6 | 87.2 | : | : | : | : | : |
| B | 79.8 | 75.4 | : | 76.1 | 75.9 | 75.1 | 74.6 | 74.5 | 72.6 | 72.7 | : | : | : | : | : |
| L | 76.8 | 72.6 | 69.1 | 73.6 | 72.8 | 72.6 | 71.2 | 70.1 | 69.3 | 68.8 | 68.0 | : | : | : | : |
| UK | 80.6 | 65.0 | : | 68.8 | 65.3 | 63.5 | 62.3 | 61.1 | 59.8 | 58.4 | : | : | : | : | : |
| IRL | 72.1 | 66.4 | : | 65.7 | 65.7 | 65.7 | 68.6 | 68.6 | 65.7 | 65.7 | : | : | : | : | : |
| DK | 110.3 | 96.7 | 88.8 | 98.7 | 98.0 | 97.3 | 92.7 | 92.0 | 92.0 | 87.3 | 84.0 | : | : | : | : |



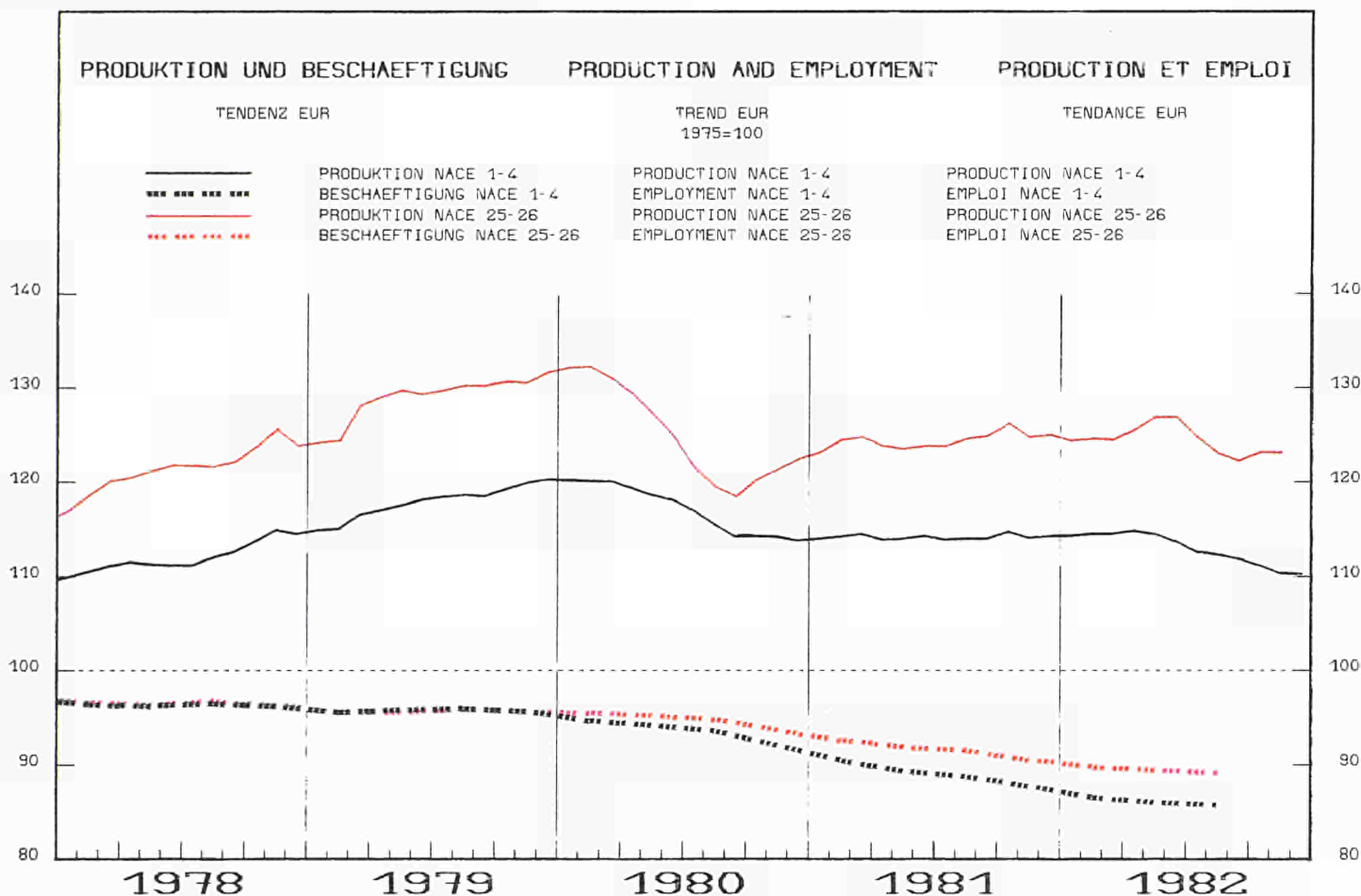
| 1980 | | | 1981 | | | 1982 | | | 1982 | | | 1983 | | |
|------|----|----|------|----|----|------|----|----|------|----|----|------|--|--|
| 11 | 12 | 01 | 01 | 07 | 08 | 09 | 10 | 11 | 12 | 01 | XA | XB | | |

| PRODUKTIONSINDIZES PRO ARBEITSTAG | | | | INDICES OF PRODUCTION PER WORKING DAY | | | | | | | | INDICES DE PRODUCTION PAR JOUR OUVRABLE | | | |
|--------------------------------------|-------|-------|-------|--|-------|-------|-------|-------|-------|-------|-------|--|-------|-------|-------|
| EUR9 | 115.4 | 108.3 | 102.3 | 114.4 | 87.7 | 84.4 | 98.8 | 79.1 | 110.3 | 109.9 | 108.6 | 88.0 | : | -5.6 | 0.3 |
| U | 120.2 | 112.0 | 105.4 | 118.7 | 79.9 | 70.9 | 104.2 | 102.3 | 117.8 | 116.6 | 114.7 | 83.2 | 79.0 | -4.7 | 11.3 |
| F | 117.8 | 110.2 | 107.0 | 118.0 | 103.2 | 101.0 | 102.0 | 68.7 | 112.1 | 112.6 | 111.1 | 100.2 | 100.5 | -2.4 | -0.5 |
| I | 128.1 | 127.2 | 117.6 | 133.4 | 103.8 | 108.8 | 122.5 | 55.6 | 125.1 | 123.6 | 122.0 | 99.4 | : | -7.6 | -4.2 |
| NL | 111.3 | 101.6 | 91.6 | 104.0 | 80.0 | 72.0 | 70.0 | 79.0 | 98.0 | 98.0 | 95.0 | 87.0 | : | -9.8 | 8.8 |
| B | 117.7 | 102.8 | : | 110.3 | 76.4 | 65.0 | 78.3 | 95.0 | 112.0 | 103.0 | : | : | : | -6.4 | -7.8 |
| L | 118.6 | 119.6 | 113.7 | 125.0 | 89.8 | 63.1 | 120.2 | 100.1 | 109.3 | 131.5 | 113.9 | 93.3 | 92.0 | -1.5 | 45.8 |
| UK | 89.2 | 80.9 | 78.5 | 84.4 | 70.4 | 72.6 | 75.2 | 74.4 | 77.9 | 83.5 | 83.1 | 70.4 | : | -2.9 | - |
| IRL | 127.1 | 122.5 | 113.4 | 128.0 | 99.3 | 95.9 | 118.7 | 80.2 | 122.3 | 119.2 | 112.4 | 85.5 | : | -7.4 | -13.9 |
| UK | 100.7 | 83.8 | 77.5 | 90.0 | 67.0 | 49.0 | 53.0 | 85.0 | 101.0 | 93.0 | 91.0 | 72.0 | : | -7.6 | 7.5 |
| GR | 157.6 | 153.9 | : | 152.4 | 146.2 | 145.9 | 154.6 | 144.0 | 153.4 | 155.3 | 153.0 | : | : | -1.5 | 0.4 |
| EUR10 | 116.0 | 108.9 | 102.6 | 114.9 | 88.5 | 85.3 | 98.8 | 79.1 | 110.3 | 109.9 | 108.6 | 88.0 | : | -5.8 | -0.6 |
| E | 105.5 | 103.1 | : | 103.1 | 98.7 | 95.1 | 99.2 | 81.5 | 100.0 | 103.8 | 104.8 | : | : | -3.8 | 1.6 |
| P | 150.8 | 159.8 | : | 162.9 | 152.1 | 155.4 | 162.3 | : | : | : | : | : | : | 4.6 | : |
| USA | 125.2 | 125.5 | : | 117.1 | 106.2 | 99.9 | 108.5 | 113.8 | 114.2 | : | : | : | : | -13.5 | : |
| J | 132.3 | 124.1 | : | 128.3 | 128.0 | 113.5 | 124.9 | 113.9 | 118.3 | : | : | : | : | -2.8 | : |

| SAISONBEREINIGT | | | | SEASONALLY ADJUSTED | | | | | | | | DESAISONNALISE | | | |
|-----------------|--|--|-------|---------------------|-------|-------|-------|-------|-------|-------|-------|----------------|------|------|---|
| EUR9 | | | 105.7 | 100.4 | 102.1 | 101.5 | 98.8 | 102.7 | 99.9 | 100.4 | 101.9 | : | -0.3 | 1.5 | |
| U | | | 107.1 | 98.7 | 104.7 | 103.1 | 104.8 | 104.6 | 103.3 | 103.6 | 104.3 | 112.2 | 2.4 | 7.6 | |
| F | | | 112.0 | 111.2 | 108.1 | 103.0 | 104.6 | 106.6 | 105.4 | 106.1 | 108.6 | 107.7 | 1.8 | -0.8 | |
| I | | | 125.1 | 118.1 | 117.6 | 116.8 | 109.1 | 121.8 | 113.0 | 113.0 | 114.4 | : | -2.1 | 1.2 | |
| NL | | | 95.2 | 83.8 | 90.1 | 102.8 | 81.7 | 89.6 | 87.1 | 86.9 | 91.7 | : | -3.0 | 5.5 | |
| B | | | 102.4 | 90.0 | 92.7 | 102.3 | 91.3 | 97.3 | 93.8 | : | : | : | : | -3.6 | |
| L | | | 121.7 | 107.9 | 102.8 | 105.4 | 126.2 | 96.3 | 114.2 | 110.6 | 114.4 | 130.6 | 5.6 | 14.1 | |
| UK | | | 79.1 | 75.6 | 80.0 | 78.6 | 79.0 | 76.9 | 79.7 | 78.5 | 77.4 | : | 0.5 | -1.3 | |
| IRL | | | 119.3 | 113.5 | 108.1 | 116.6 | 106.2 | 118.5 | 111.0 | 105.5 | 103.3 | : | -6.3 | -2.2 | |
| UK | | | 75.9 | 81.5 | 65.9 | 79.7 | 69.5 | 79.1 | 72.3 | 76.6 | 86.1 | : | 3.0 | 12.4 | |
| GR | | | 154.5 | 154.7 | 165.4 | 150.1 | 143.9 | 146.2 | 153.2 | 155.0 | : | : | 0.8 | 1.1 | |
| EUR10 | | | 106.4 | 101.2 | 103.1 | 101.5 | 98.6 | 102.7 | 100.1 | 100.5 | 101.8 | : | -0.2 | 1.3 | |
| E | | | 99.2 | 99.8 | 95.5 | 98.0 | 98.5 | 102.4 | 100.0 | 100.9 | : | : | 2.8 | 1.0 | |
| P | | | - | - | - | - | - | - | - | - | - | - | - | - | - |
| USA | | | 115.3 | 111.6 | 109.0 | 107.7 | 109.3 | 110.8 | : | : | : | : | : | : | : |
| J | | | 124.2 | 123.0 | 123.4 | 122.8 | 120.5 | 120.1 | : | : | : | : | : | : | : |

1975 = 100

| | 1981 | | | 1982 | | | | 1982 | | | | 1982 | | | |
|------------------------|-------|-------|-------|---------------------|-------|-------|-------|-------|-------|-------|-------|------------------------|-------|-------|-------|
| | 1980 | 1981 | 1982 | I. | II. | III. | IV. | I. | II. | III. | IV. | I. | II. | III. | IV. |
| SB - ADJ - CVS | | | | | | | | | | | | | | | |
| UMSATZ | | | | TURNOVER | | | | | | | | CHIFFRE D'AFFAIRES | | | |
| EUR9 | 188.9 | 199.6 | : | 175.6 | 213.8 | 202.4 | 206.5 | 190.3 | 225.9 | 205.5 | : | 205.0 | 210.7 | 206.3 | : |
| D | 140.6 | 137.9 | 136.6 | 107.1 | 151.4 | 155.5 | 137.6 | 106.5 | 148.9 | 150.4 | 140.7 | 133.9 | 136.4 | 135.7 | 136.0 |
| F | 182.2 | 200.2 | : | 182.3 | 213.9 | 192.4 | 212.3 | 201.3 | 238.3 | 205.6 | : | 207.1 | 222.8 | 218.8 | : |
| I | 315.5 | 368.5 | : | 331.1 | 392.1 | 353.7 | 397.3 | 383.8 | 420.3 | 350.5 | : | 394.5 | 393.3 | 374.9 | : |
| NL | 144.5 | 139.2 | : | 120.0 | 159.0 | 142.0 | 136.0 | 119.0 | 150.0 | 135.0 | : | 140.5 | 132.6 | 135.4 | : |
| B | 150.9 | 145.8 | : | 129.0 | 164.5 | 144.8 | 144.8 | 123.7 | 174.3 | 144.0 | : | 139.2 | 152.6 | 147.9 | : |
| L | 165.3 | 179.7 | 187.9 | 146.1 | 195.0 | 189.9 | 187.7 | 155.0 | 208.0 | 188.9 | 199.7 | 179.1 | 186.8 | 182.1 | 197.9 |
| UK | 196.4 | 194.0 | 211.6 | 185.3 | 199.6 | 198.4 | 192.8 | 199.8 | 215.5 | 213.5 | 217.7 | 207.5 | 206.8 | 211.7 | 220.7 |
| IML | - | - | - | - | - | - | - | - | - | - | - | - | - | - | - |
| DK | 154.2 | 149.3 | 156.9 | 122.0 | 160.7 | 160.0 | 154.7 | 119.7 | 167.7 | 165.0 | 175.3 | 146.7 | 152.6 | 154.5 | 166.6 |
| AUSFUHR | | | | EXPORTS | | | | | | | | EXPORTATIONS | | | |
| EUR9 | 221.0 | : | : | : | : | : | : | : | : | : | : | : | : | : | : |
| D | 205.4 | 221.5 | : | 199.4 | 218.7 | 227.9 | 240.0 | 236.7 | 250.2 | 243.0 | : | 241.0 | 245.8 | 245.3 | : |
| F | 209.8 | 236.7 | : | 221.6 | 238.4 | 225.3 | 261.5 | 247.5 | 259.9 | 227.9 | : | 250.6 | 250.5 | 246.3 | : |
| I | 313.5 | 344.0 | : | 264.5 | 370.7 | 365.3 | 375.4 | 311.5 | 400.5 | 321.5 | : | 349.4 | 374.8 | 338.5 | : |
| NL | 206.3 | 214.0 | : | 186.5 | 222.2 | 214.3 | 232.9 | 217.8 | 254.8 | 235.3 | : | 230.4 | 239.0 | 244.8 | : |
| UEBL | 214.9 | 222.1 | : | 197.6 | 227.2 | 212.5 | 251.2 | 221.7 | 260.7 | 231.8 | : | 231.8 | 245.5 | 247.5 | : |
| UK | 202.7 | 208.5 | : | : | : | : | : | 215.5 | 220.6 | 196.6 | : | : | : | : | : |
| IML | 219.4 | 239.7 | : | 246.1 | 252.8 | 178.5 | 281.5 | 283.0 | 275.9 | 250.3 | : | 270.0 | 260.2 | 289.2 | : |
| DK | 203.6 | 231.3 | : | 207.7 | 224.3 | 229.2 | 264.1 | 200.2 | 250.9 | 230.4 | : | 217.5 | 250.5 | 232.4 | : |
| GR | : | 284.5 | : | 152.3 | 292.5 | 405.4 | 287.8 | 349.4 | 379.2 | 277.0 | : | : | : | : | : |
| EUR10 | : | 236.1 | : | : | : | : | : | 244.3 | 263.9 | 236.0 | : | : | : | : | : |
| EINFUHR | | | | IMPORTS | | | | | | | | IMPORTATIONS | | | |
| EUR9 | 252.0 | : | : | : | : | : | : | : | : | : | : | : | : | : | : |
| D | 237.7 | 241.2 | : | 219.7 | 249.5 | 247.0 | 248.6 | 222.4 | 257.3 | 244.9 | : | 235.9 | 243.6 | 247.1 | : |
| F | 253.6 | 262.5 | : | 256.7 | 272.1 | 249.1 | 272.1 | 289.3 | 311.9 | 241.5 | : | 280.5 | 288.1 | 266.0 | : |
| I | 287.4 | 297.0 | : | 272.6 | 300.1 | 305.3 | 310.1 | 313.5 | 335.3 | 270.6 | : | 323.9 | 330.0 | 261.8 | : |
| NL | 211.1 | 201.9 | : | 183.0 | 202.8 | 197.7 | 224.2 | 171.5 | 219.0 | 197.5 | : | 186.9 | 214.5 | 204.6 | : |
| UEBL | 206.5 | 193.1 | : | 183.5 | 204.3 | 181.8 | 202.9 | 198.7 | 228.7 | 200.8 | : | 204.2 | 213.8 | 214.7 | : |
| UK | 237.3 | 279.1 | : | 240.0 | 277.5 | 295.2 | 303.8 | 294.6 | 329.2 | 321.3 | : | 302.9 | 321.4 | 327.6 | : |
| IML | 301.8 | 310.9 | : | 289.3 | 315.4 | 319.2 | 319.6 | 345.2 | 339.5 | 304.2 | : | 353.9 | 329.5 | 307.6 | : |
| DK | 148.3 | 147.7 | : | 129.6 | 151.0 | 144.6 | 165.5 | 142.5 | 169.5 | 161.1 | : | 151.5 | 166.0 | 169.9 | : |
| GR | : | 240.9 | : | 153.9 | 235.5 | 259.6 | 314.5 | 276.2 | 249.6 | 284.1 | : | : | : | : | : |
| EUR10 | : | 245.6 | : | 230.0 | 252.1 | 253.2 | 246.9 | 247.7 | 265.7 | 239.4 | : | : | : | : | : |
| LOEHNE UND GEGELTER | | | | WAGES AND SALARIES | | | | | | | | SALAIRE ET TRAITEMENTS | | | |
| EUR9 | 148.6 | 152.4 | : | 141.3 | 152.4 | 152.9 | 163.0 | 146.3 | 158.2 | 157.0 | : | 154.2 | 156.8 | 157.0 | : |
| D | 129.4 | 130.1 | 127.2 | 114.2 | 127.9 | 131.9 | 146.2 | 112.4 | 126.1 | 128.7 | 141.8 | 126.0 | 127.3 | 126.9 | 126.8 |
| F | 164.2 | 178.8 | : | 169.8 | 178.1 | 181.8 | 185.6 | 188.9 | 194.9 | 191.0 | : | 190.1 | 193.7 | 191.4 | : |
| I | - | - | : | - | - | - | - | - | - | - | : | - | - | - | : |
| NL | - | - | : | - | - | - | - | - | - | - | : | - | - | - | : |
| B | 125.8 | 122.7 | : | 114.9 | 127.9 | 106.8 | 141.2 | 81.0 | 123.4 | 106.0 | : | 90.4 | 116.1 | 109.3 | : |
| L | 143.8 | 155.1 | 165.2 | 140.6 | 151.7 | 156.9 | 171.1 | 150.0 | 160.2 | 159.7 | 190.9 | 159.7 | 161.6 | 161.4 | 175.6 |
| UK | 173.0 | 174.9 | : | 169.5 | 176.2 | 176.0 | 178.2 | 184.4 | 188.6 | 190.8 | : | 187.1 | 185.7 | 191.2 | : |
| IML | - | - | : | - | - | - | - | - | - | - | : | - | - | - | : |
| DK | 161.2 | 148.7 | 146.2 | 140.3 | 164.0 | 142.2 | 148.4 | 136.9 | 158.5 | 140.0 | 149.2 | 142.4 | 147.2 | 149.2 | 146.3 |
| ABHAENIG BESCHAEFFIGTE | | | | NUMBER OF EMPLOYEES | | | | | | | | NOMBRE DE SALARIES | | | |
| EUR9 | 90.2 | 84.4 | : | 85.3 | 85.1 | 84.5 | 82.6 | 79.6 | 80.8 | 80.4 | : | : | : | : | : |
| D | 92.0 | 88.3 | 83.3 | 87.3 | 89.4 | 89.5 | 87.2 | 81.9 | 84.4 | 84.5 | 82.2 | : | : | : | : |
| F | 90.0 | 88.1 | : | 87.2 | 86.9 | 85.7 | 84.6 | 84.1 | 84.4 | 83.0 | : | : | : | : | : |
| I | : | : | : | : | : | : | : | : | : | : | : | : | : | : | : |
| NL | 92.5 | 87.3 | : | 89.2 | 88.1 | 86.8 | 85.0 | 83.0 | 86.2 | 77.4 | : | : | : | : | : |
| B | 82.5 | 75.2 | : | 77.2 | 76.6 | 74.5 | 72.4 | 68.6 | 69.4 | 67.9 | : | : | : | : | : |
| L | 98.4 | 98.0 | 98.9 | 98.1 | 98.4 | 99.2 | 98.6 | 98.3 | 97.8 | 98.9 | 100.6 | : | : | : | : |
| UK | 87.7 | 78.4 | : | 81.1 | 78.6 | 77.7 | 76.0 | 74.0 | 74.1 | 75.5 | : | : | : | : | : |
| IML | 1.6 | 111.3 | : | 112.2 | 110.7 | 111.5 | 110.7 | 106.9 | 107.6 | 104.6 | : | : | : | : | : |
| DK | 99.3 | 84.9 | 74.9 | 83.2 | 87.9 | 87.0 | 81.3 | 73.7 | 76.3 | 76.4 | 72.9 | : | : | : | : |



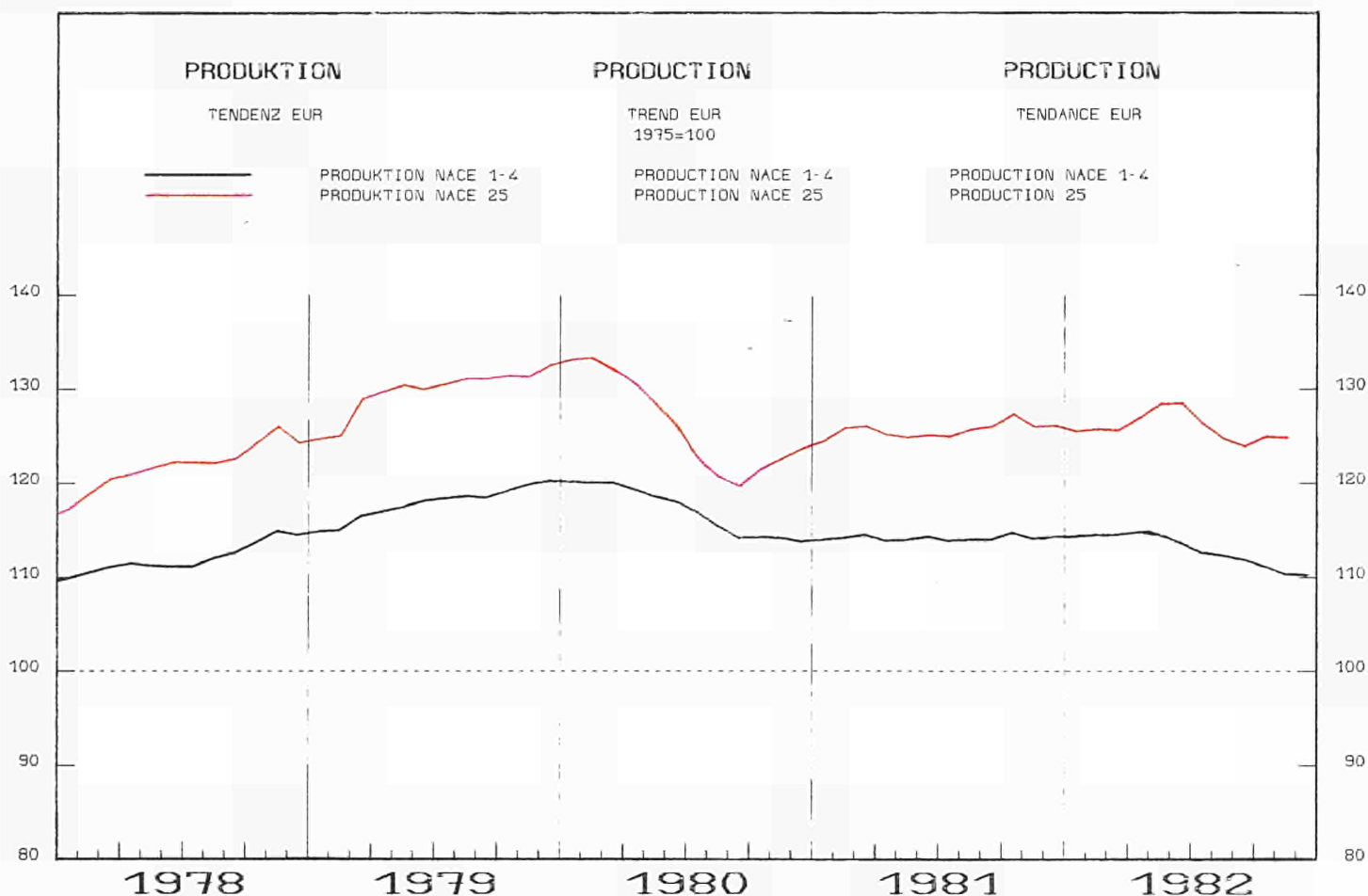
| | | | | | | | | | | | | | | | |
|---|------|------|------|----|------|----|------|----|------|----|------|----|------|----|----|
| : | 1980 | | 1981 | | 1982 | | 1981 | | 1982 | | 1982 | | 1983 | | : |
| : | 1980 | 1981 | 1982 | 11 | 12 | 01 | 07 | 08 | 09 | 10 | 11 | 12 | 01 | 2A | 2B |

| PRODUKTIONSINDIZES | | | | | INDICES OF PRODUCTION | | | | | INDICES DE PRODUCTION | | | | | |
|--------------------|-------|-------|-------|-------|-----------------------|-------|-------|-------|-------|-----------------------|-------|-------|-------|------|-------|
| PKU ARBEITSTAG | | | | | PER WORKING DAY | | | | | PAR JOUR OUVRABLE | | | | | |
| EUR9 | 124.6 | 124.9 | 124.0 | 129.4 | 117.0 | 123.2 | 119.4 | 96.6 | 120.0 | 122.9 | 126.9 | 115.9 | : | -0.7 | -1.0 |
| D | 122.9 | 124.3 | 118.5 | 124.9 | 110.9 | 120.0 | 111.5 | 102.9 | 111.8 | 116.1 | 119.5 | 105.7 | 112.7 | -5.2 | -6.1 |
| F | 130.8 | 132.0 | 136.1 | 136.9 | 131.2 | 134.9 | 130.3 | 104.7 | 134.9 | 140.2 | 142.3 | 134.9 | 142.1 | 3.3 | 5.3 |
| I | 135.1 | 132.4 | 134.6 | 145.3 | 130.0 | 134.9 | 141.8 | 59.0 | 125.1 | 128.5 | 139.9 | 128.9 | : | 1.6 | -0.8 |
| NL | 129.4 | 129.2 | 131.1 | 130.0 | 124.0 | 132.0 | 126.0 | 114.0 | 126.0 | 125.0 | 130.0 | 124.0 | 142.0 | 2.0 | 7.6 |
| B | 121.7 | 124.1 | : | 134.1 | 119.7 | 133.5 | 105.4 | 109.1 | 123.4 | 124.6 | : | : | : | 1.3 | -3.8 |
| L | 86.5 | 76.0 | 67.3 | 83.9 | 65.7 | 53.6 | 75.0 | 65.3 | 75.2 | 76.3 | 67.3 | 41.9 | 66.8 | -8.5 | 24.6 |
| UK | 106.9 | 104.7 | 103.4 | 110.0 | 93.2 | 94.9 | 100.4 | 91.7 | 105.7 | 106.6 | 106.2 | 95.5 | : | -1.3 | 2.5 |
| IRL | 216.7 | 245.9 | 239.0 | 270.2 | 266.1 | 238.7 | 207.9 | 158.6 | 203.1 | 245.4 | 229.5 | 216.8 | : | -2.8 | -18.5 |
| DK | 129.0 | 137.8 | 147.3 | 133.0 | 117.0 | 135.0 | 118.0 | 139.0 | 152.0 | 139.0 | 159.0 | 131.0 | : | 6.9 | 12.0 |
| GR | 127.7 | 126.7 | : | 140.6 | 139.7 | 122.6 | 132.4 | 82.5 | 156.2 | 139.9 | 150.8 | : | : | 0.7 | 7.3 |
| EUR10 | 124.6 | 124.9 | 124.0 | 129.5 | 117.2 | 123.3 | 119.4 | 96.6 | 120.0 | 122.9 | 126.9 | 115.9 | : | -0.8 | -1.2 |
| E | - | - | - | - | - | - | - | - | - | - | - | - | - | - | - |
| P | 145.8 | 143.2 | : | 153.5 | 137.4 | 149.6 | 165.7 | : | : | : | : | : | : | 7.0 | |
| USA | 140.6 | 146.4 | : | 138.5 | 130.3 | 127.7 | 133.0 | 134.4 | 136.8 | : | : | : | : | -8.4 | |
| J | 144.2 | 144.9 | : | 149.8 | 154.9 | 140.9 | 152.5 | 150.6 | 156.3 | : | : | : | : | 5.2 | |

| SAISONBEREINIGT | | | | | SEASONALLY ADJUSTED | | | | | DESAISONNALISE | | | | | |
|-----------------|--|--|--|-------|---------------------|-------|-------|-------|-------|----------------|-------|-------|-------|------|-------|
| EUR9 | | | | 126.0 | 122.9 | 126.0 | 125.9 | 121.0 | 122.5 | 123.3 | 123.7 | 122.4 | : | 0.0 | -1.0 |
| D | | | | 122.8 | 119.1 | 124.6 | 119.2 | 115.9 | 116.4 | 117.6 | 117.2 | 114.4 | 116.3 | -0.6 | 1.7 |
| F | | | | 133.6 | 134.0 | 131.4 | 136.3 | 135.5 | 136.7 | 140.5 | 139.2 | 138.0 | 139.2 | 0.9 | 0.9 |
| I | | | | 137.7 | 132.3 | 135.9 | 140.9 | 124.5 | 127.4 | 129.5 | 133.2 | 132.8 | : | 0.7 | -0.3 |
| NL | | | | 129.7 | 125.1 | 131.9 | 134.2 | 128.9 | 131.6 | 128.8 | 130.3 | 127.0 | 137.9 | 1.5 | 8.6 |
| B | | | | 128.1 | 124.8 | 131.4 | 125.3 | 121.9 | 123.9 | 125.1 | : | : | : | 1.0 | |
| L | | | | 81.2 | 71.3 | 61.9 | 66.2 | 72.2 | 70.4 | 67.9 | 65.8 | 51.9 | 75.0 | -8.4 | 44.5 |
| UK | | | | 105.5 | 103.4 | 104.1 | 103.9 | 103.6 | 104.8 | 102.3 | 102.3 | 105.2 | : | -0.8 | 2.8 |
| IRL | | | | 262.1 | 274.4 | 249.4 | 235.2 | 212.1 | 205.2 | 256.1 | 227.9 | 227.0 | : | 9.0 | -0.4 |
| DK | | | | 137.1 | 128.6 | 142.6 | 142.8 | 146.0 | 150.1 | 134.7 | 160.5 | 144.3 | : | 0.1 | -10.1 |
| GR | | | | 132.9 | 135.7 | 127.3 | 131.7 | 112.8 | 147.6 | 132.5 | 139.7 | : | : | 14.4 | 5.5 |
| EUR10 | | | | 126.0 | 123.0 | 126.0 | 125.8 | 121.0 | 122.4 | 123.3 | 123.7 | 122.3 | : | 0.0 | -1.1 |
| E | | | | - | - | - | - | - | - | - | - | - | - | - | - |
| P | | | | - | - | - | - | - | - | - | - | - | - | - | - |
| USA | | | | - | - | - | - | - | - | - | - | - | - | - | - |
| J | | | | - | - | - | - | - | - | - | - | - | - | - | - |

1975 = 100

| | 1980 | | | 1981 | | | | 1982 | | | | 1982 | | | |
|-------------------------|----------------|-------|-------|---------------------|-------|-------|-------|-------|-------|-------|-------|-------------------------|-------|-------|-------|
| | | | | I. | II. | III. | IV. | I. | II. | III. | IV. | I. | II. | III. | IV. |
| | SB - ADJ - CVS | | | | | | | | | | | | | | |
| UMSATZ | | | | TURNOVER | | | | | | | | CHIFFRE D'AFFAIRES | | | |
| EUR9 | 186.4 | 210.0 | : | 208.1 | 212.7 | 198.4 | 221.0 | 228.0 | 223.3 | 206.8 | : | 220.7 | 218.3 | 221.7 | : |
| D | 139.8 | 152.9 | 156.7 | 156.8 | 151.7 | 151.0 | 152.0 | 161.8 | 158.6 | 150.1 | 156.1 | 157.3 | 157.9 | 154.9 | 156.4 |
| F | 192.6 | 216.8 | : | 212.1 | 218.6 | 199.0 | 237.3 | 241.4 | 250.2 | 222.0 | : | 232.4 | 242.8 | 243.0 | : |
| I | 282.4 | 346.7 | : | 347.0 | 364.6 | 296.3 | 378.9 | 396.1 | 341.5 | 325.8 | : | 368.1 | 350.0 | 364.3 | : |
| NL | 165.0 | 194.2 | : | 188.0 | 194.0 | 199.0 | 196.0 | 201.0 | 201.0 | 179.0 | : | 195.8 | 196.2 | 189.0 | : |
| B | 192.0 | 200.8 | : | 204.5 | 200.9 | 191.7 | 206.2 | 204.7 | 223.4 | 184.7 | : | 199.4 | 216.0 | 201.0 | : |
| L | 110.6 | 112.1 | 139.3 | 97.9 | 119.2 | 122.2 | 109.0 | 105.2 | 142.6 | 169.2 | 139.9 | 111.9 | 135.0 | 155.2 | 149.8 |
| UK | 200.9 | 212.3 | 225.0 | 200.3 | 212.5 | 212.7 | 223.8 | 221.6 | 229.1 | 219.6 | 229.7 | 221.0 | 225.1 | 228.9 | 230.2 |
| IRL | - | - | - | - | - | - | - | - | - | - | - | - | - | - | - |
| DK | 176.4 | 210.0 | 251.0 | 197.0 | 219.0 | 212.0 | 212.0 | 243.3 | 273.0 | 234.0 | 249.7 | 237.9 | 260.2 | 252.4 | 257.6 |
| AUSFUHR | | | | EXPORTS | | | | | | | | EXPORTATIONS | | | |
| EUR9 | 196.0 | : | : | : | : | : | : | : | : | : | : | : | : | : | : |
| D | 215.5 | 245.5 | : | 238.2 | 245.2 | 245.7 | 253.0 | 274.3 | 266.4 | 254.0 | : | 264.6 | 262.7 | 268.5 | : |
| F | 229.8 | 262.0 | : | 245.4 | 271.5 | 257.1 | 274.0 | 279.2 | 243.5 | 126.0 | : | 274.5 | 281.3 | 156.2 | : |
| I | 184.6 | 220.8 | : | 181.9 | 240.4 | 217.7 | 243.4 | 236.6 | 236.6 | 204.2 | : | 249.8 | 227.1 | 222.6 | : |
| NL | 217.4 | 246.6 | : | 238.8 | 240.5 | 248.2 | 258.8 | 285.6 | 278.6 | 265.3 | : | 274.3 | 284.1 | 275.6 | : |
| UEBL | 237.9 | 260.5 | : | 245.7 | 265.3 | 254.9 | 276.2 | 279.4 | 298.2 | 261.3 | : | 271.1 | 289.3 | 283.7 | : |
| UK | 215.3 | 245.7 | : | : | : | : | 257.5 | 275.3 | 243.7 | : | : | : | : | : | : |
| IRL | 432.1 | 546.8 | : | 415.8 | 601.1 | 595.3 | 575.1 | 686.8 | 868.2 | 663.9 | : | 708.0 | 624.4 | 698.9 | : |
| DK | 193.2 | 243.6 | : | 229.5 | 237.7 | 247.1 | 260.0 | 277.6 | 294.7 | 276.1 | : | 271.1 | 292.7 | 287.2 | : |
| GR | : | 196.1 | : | 123.4 | 279.2 | 162.3 | 207.3 | 212.6 | 215.3 | 214.2 | : | : | : | : | : |
| EUR10 | : | 223.7 | : | : | : | : | : | 238.8 | 244.3 | 208.3 | : | : | : | : | : |
| EINFUHR | | | | IMPORTS | | | | | | | | IMPORTATIONS | | | |
| EUR9 | 230.7 | : | : | : | : | : | : | : | : | : | : | : | : | : | : |
| D | 244.8 | 277.9 | : | 262.3 | 278.0 | 279.6 | 291.7 | 307.2 | 325.8 | 300.9 | : | 301.3 | 318.2 | 313.9 | : |
| F | 230.8 | 255.3 | : | 255.6 | 252.0 | 232.1 | 281.2 | 301.6 | 311.4 | 244.7 | : | 281.8 | 302.5 | 281.3 | : |
| I | 265.6 | 289.5 | : | 252.5 | 293.9 | 291.8 | 319.7 | 347.8 | 339.5 | 280.2 | : | 345.7 | 335.4 | 311.0 | : |
| NL | 226.6 | 258.1 | : | 244.3 | 254.6 | 253.9 | 279.6 | 268.0 | 287.4 | 265.1 | : | 262.9 | 285.6 | 276.9 | : |
| UEBL | 224.5 | 248.6 | : | 245.8 | 246.6 | 243.1 | 259.1 | 275.1 | 277.5 | 260.0 | : | 261.7 | 267.9 | 275.9 | : |
| UK | 226.1 | 284.9 | : | 248.8 | 278.1 | 303.6 | 309.2 | 333.3 | 333.0 | 322.1 | : | 331.3 | 350.1 | 322.1 | : |
| IRL | 273.9 | 331.3 | : | 321.1 | 347.1 | 338.7 | 318.1 | 422.2 | 367.6 | 303.4 | : | 394.7 | 354.3 | 334.9 | : |
| DK | 179.3 | 202.8 | : | 189.0 | 212.9 | 191.0 | 218.2 | 222.1 | 242.7 | 205.7 | : | 214.5 | 235.3 | 229.3 | : |
| GR | : | 202.8 | : | 139.8 | 233.0 | 205.8 | 232.6 | 218.9 | 205.2 | 192.0 | : | : | : | : | : |
| EUR10 | : | 270.6 | : | 242.7 | 276.5 | 276.5 | 286.7 | 313.1 | 322.4 | 289.2 | : | : | : | : | : |
| LOEHNE UND GELAETER | | | | WAGES AND SALARIES | | | | | | | | SALAIRES ET TRAITEMENTS | | | |
| EUR9 | 164.6 | 179.2 | : | 163.9 | 178.1 | 174.2 | 200.7 | 176.4 | 191.3 | 183.9 | : | 185.9 | 189.0 | 190.4 | : |
| D | 136.8 | 144.4 | 150.0 | 130.4 | 142.6 | 138.0 | 166.5 | 136.9 | 150.4 | 144.2 | 168.6 | 147.8 | 149.4 | 151.7 | 151.7 |
| F | 178.0 | 196.9 | : | 186.9 | 194.0 | 199.8 | 207.0 | 211.9 | 219.5 | 217.1 | : | 212.7 | 218.7 | 217.6 | : |
| I | 197.0 | 224.2 | : | 194.1 | 234.2 | 203.2 | 265.5 | 208.6 | 255.6 | 219.0 | : | 230.6 | 239.4 | 237.9 | : |
| NL | - | - | : | - | - | - | - | - | - | - | : | - | - | - | : |
| B | 146.6 | 145.1 | : | 115.9 | 144.6 | 128.7 | 191.2 | 113.1 | 114.2 | 108.6 | : | 129.3 | 115.6 | 122.8 | : |
| L | 97.9 | 100.0 | 108.5 | 93.5 | 98.8 | 98.3 | 109.3 | 104.4 | 105.2 | 106.5 | 117.9 | 108.5 | 106.7 | 106.5 | 110.9 |
| UK | - | - | : | - | - | - | - | - | - | - | : | - | - | - | : |
| IRL | - | - | : | - | - | - | - | - | - | - | : | - | - | - | : |
| DK | 168.7 | 180.2 | 202.1 | 172.6 | 184.7 | 171.9 | 191.6 | 191.7 | 209.1 | 194.1 | 213.5 | 192.0 | 200.6 | 206.1 | 210.1 |
| ABHAENIG BESCHAEFFTIGTE | | | | NUMBER OF EMPLOYEES | | | | | | | | NOMBRE DE SALARIES | | | |
| EUR9 | 94.9 | 91.7 | : | 92.7 | 91.9 | 91.6 | 90.6 | 89.8 | 89.5 | 89.2 | : | : | : | : | : |
| D | 97.3 | 96.8 | 95.8 | 96.7 | 96.5 | 97.2 | 96.8 | 96.2 | 95.7 | 96.0 | 95.2 | : | : | : | : |
| F | 94.8 | 92.4 | : | 92.9 | 93.1 | 92.2 | 91.2 | 91.3 | 92.2 | 91.2 | : | : | : | : | : |
| I | 87.3 | 82.2 | : | 84.4 | 82.9 | 81.5 | 80.1 | 78.2 | 77.5 | 76.4 | : | : | : | : | : |
| NL | 92.5 | 92.8 | : | 93.2 | 92.7 | 92.9 | 92.1 | 91.6 | 91.5 | 90.7 | : | : | : | : | : |
| B | 94.5 | 91.4 | : | 92.9 | 91.7 | 90.4 | 90.7 | 89.3 | 89.2 | 87.7 | : | : | : | : | : |
| L | 63.4 | 60.4 | 60.5 | 60.8 | 60.2 | 60.4 | 60.4 | 62.1 | 60.8 | 59.8 | 59.2 | : | : | : | : |
| UK | 96.6 | 89.5 | : | 91.6 | 89.8 | 89.2 | 87.6 | 86.4 | 85.3 | 85.6 | : | : | : | : | : |
| IRL | 125.0 | 126.4 | : | 123.1 | 127.5 | 127.5 | 127.5 | 133.0 | 129.7 | 125.3 | : | : | : | : | : |
| DK | 104.6 | 100.6 | 102.7 | 99.7 | 100.7 | 101.3 | 100.9 | 100.5 | 102.8 | 104.2 | 103.0 | : | : | : | : |



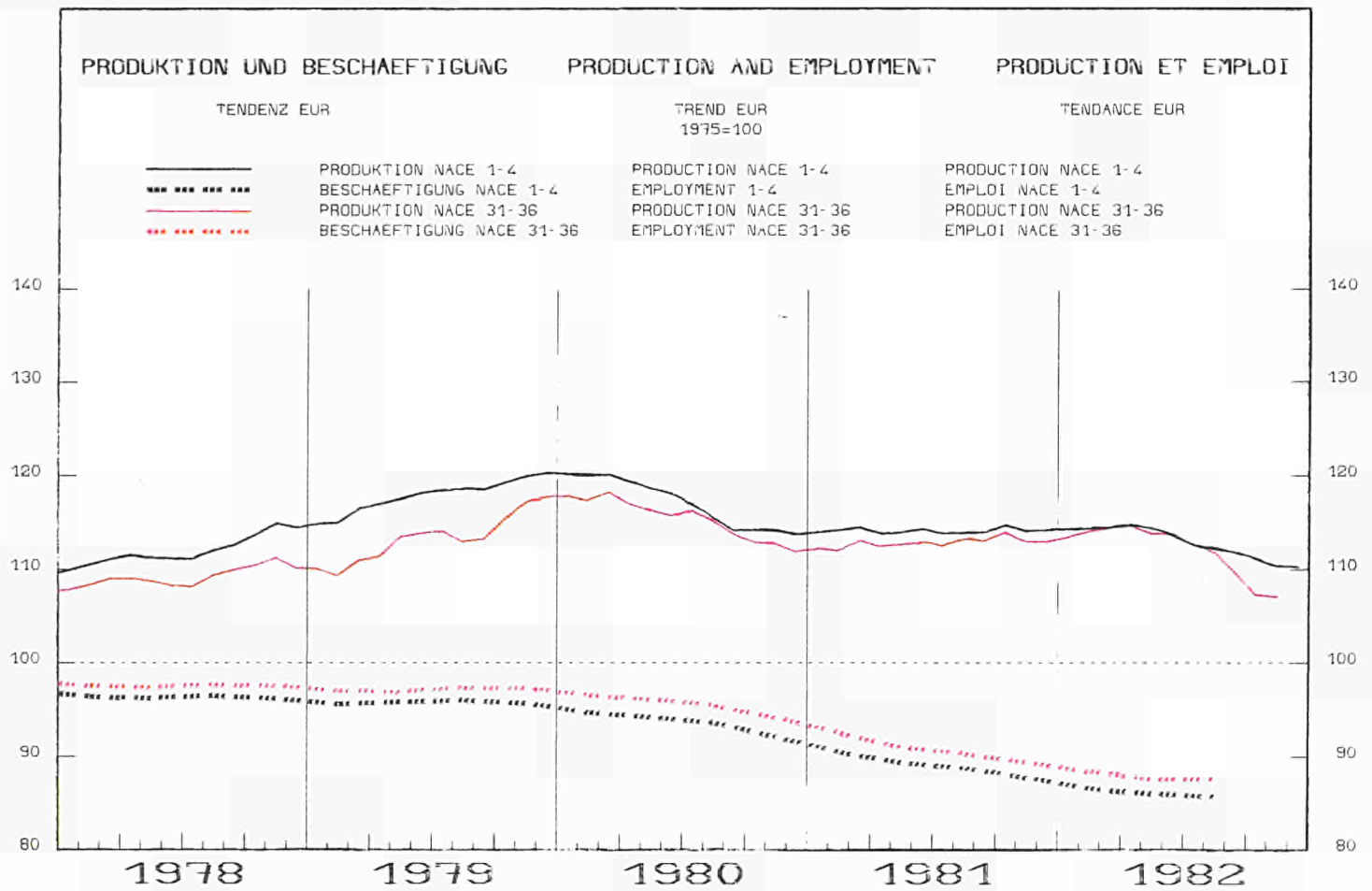
1980 1981 1982 1981 1982 1982 1983
 11 12 01 07 08 09 10 11 12 01 2A 2B

| PRODUKTIONSINDIZES PRO ARBEITSTAG | | | | | INDICES OF PRODUCTION PER WORKING DAY | | | | | INDICES DE PRODUCTION PAR JOUR OUVRABLE | | | | | |
|--------------------------------------|-------|-------|-------|-------|--|-------|-------|-------|-------|--|-------|-------|-------|------|-------|
| EUR9 | 125.7 | 125.9 | 125.3 | 130.5 | 117.7 | 124.1 | 121.0 | 98.4 | 121.5 | 124.3 | 128.4 | 116.9 | : | -0.5 | -0.7 |
| D | 123.1 | 124.4 | 118.6 | 125.1 | 110.8 | 119.8 | 112.0 | 103.8 | 112.3 | 116.4 | 119.6 | 105.6 | 112.8 | -5.1 | -5.9 |
| F | 131.7 | 132.8 | 137.2 | 137.6 | 132.1 | 135.7 | 132.0 | 106.6 | 135.9 | 141.2 | 143.3 | 136.0 | 143.1 | 3.5 | 5.4 |
| I | 136.6 | 132.5 | 134.7 | 145.3 | 129.0 | 134.0 | 143.4 | 57.6 | 125.7 | 128.7 | 140.5 | 126.9 | : | 1.7 | -0.1 |
| NL | 129.4 | 129.2 | 131.1 | 130.0 | 124.0 | 132.0 | 126.0 | 114.0 | 128.0 | 125.0 | 130.0 | 124.0 | 142.0 | 2.0 | 7.6 |
| B | 121.7 | 124.1 | : | 134.1 | 119.7 | 133.5 | 105.4 | 109.1 | 123.4 | 124.6 | : | : | : | 1.3 | -3.8 |
| L | 86.5 | 76.0 | 67.3 | 83.9 | 65.7 | 53.6 | 75.0 | 65.3 | 75.2 | 76.3 | 67.3 | 41.9 | 66.8 | -8.5 | 24.6 |
| UK | 109.8 | 108.4 | 108.2 | 114.4 | 96.3 | 98.6 | 105.5 | 97.5 | 111.0 | 111.9 | 111.5 | 99.2 | : | -0.2 | 3.0 |
| IRL | 216.7 | 245.9 | 239.0 | 270.2 | 266.1 | 238.7 | 207.9 | 158.6 | 203.1 | 245.4 | 229.5 | 216.8 | : | -2.8 | -18.5 |
| DK | 129.0 | 137.8 | 147.3 | 133.0 | 117.0 | 135.0 | 118.0 | 139.0 | 152.0 | 139.0 | 159.0 | 131.0 | : | 6.9 | 12.0 |
| GR | 120.8 | 121.7 | : | 133.2 | 134.1 | 116.7 | 127.1 | 73.6 | 152.4 | 133.6 | 144.7 | : | : | 2.2 | 8.6 |
| EUR10 | 125.7 | 125.9 | 125.3 | 130.5 | 117.7 | 124.1 | 121.0 | 98.4 | 121.5 | 124.3 | 128.4 | 116.9 | : | -0.5 | -0.7 |
| E | 128.2 | 131.4 | : | 138.3 | 128.3 | 119.4 | 129.9 | 67.9 | 125.5 | 132.5 | 138.4 | : | : | -4.1 | 0.1 |
| P | - | - | - | - | - | - | - | - | - | - | - | - | - | - | - |
| USA | - | - | - | - | - | - | - | - | - | - | - | - | - | - | - |
| J | - | - | - | - | - | - | - | - | - | - | - | - | - | - | - |

| SAISONBEREINIGT | | | | | SEASONALLY ADJUSTED | | | | | DESAISONNALISE | | | | | |
|-----------------|--|--|--|-------|---------------------|-------|-------|-------|-------|----------------|-------|-------|-------|------|-------|
| EUR9 | | | | 127.0 | 123.7 | 127.0 | 127.2 | 122.4 | 123.9 | 124.9 | 125.2 | 123.7 | : | 0.1 | -1.2 |
| D | | | | 123.1 | 119.0 | 124.7 | 119.4 | 116.2 | 116.8 | 118.1 | 117.5 | 114.5 | 116.7 | -0.7 | 1.9 |
| F | | | | 134.4 | 134.9 | 132.2 | 137.4 | 136.5 | 137.7 | 141.7 | 140.3 | 139.2 | 140.2 | 0.9 | 0.8 |
| I | | | | 137.3 | 131.4 | 135.1 | 141.2 | 124.7 | 127.7 | 130.0 | 133.6 | 133.1 | : | 0.8 | -0.3 |
| NL | | | | 129.7 | 125.1 | 131.9 | 134.2 | 128.9 | 131.6 | 128.8 | 130.3 | 127.0 | 137.9 | 1.5 | 8.6 |
| B | | | | 128.1 | 124.8 | 131.4 | 125.3 | 121.9 | 123.9 | 125.1 | : | : | : | : | 1.0 |
| L | | | | 81.2 | 71.3 | 61.9 | 66.2 | 72.2 | 70.4 | 67.9 | 65.8 | 51.9 | 75.0 | -8.4 | 44.5 |
| UK | | | | 109.8 | 107.0 | 108.5 | 109.0 | 108.7 | 109.8 | 107.5 | 110.0 | : | : | -0.7 | 2.3 |
| IRL | | | | 262.1 | 274.4 | 249.4 | 235.2 | 212.1 | 205.2 | 256.1 | 227.9 | 227.0 | : | 9.0 | -0.4 |
| DK | | | | 137.1 | 128.6 | 142.6 | 142.8 | 146.0 | 150.1 | 134.7 | 160.5 | 144.3 | : | 0.1 | -10.1 |
| GR | | | | 125.2 | 129.4 | 120.7 | 126.7 | 106.1 | 144.2 | 126.2 | 133.9 | : | : | 13.3 | 6.1 |
| EUR10 | | | | 127.0 | 123.7 | 127.0 | 127.2 | 122.4 | 123.9 | 124.9 | 125.2 | 123.7 | : | 0.1 | -1.2 |
| E | | | | 128.8 | 130.5 | 116.9 | 127.3 | 123.0 | 127.4 | 122.3 | 127.7 | : | : | -0.3 | 4.4 |
| P | | | | - | - | - | - | - | - | - | - | - | - | - | - |
| USA | | | | - | - | - | - | - | - | - | - | - | - | - | - |
| J | | | | - | - | - | - | - | - | - | - | - | - | - | - |

1975 = 100

| | 1980 | | | 1981 | | | | 1982 | | | | 1982 | | | |
|--------------------------------|----------------|-------|-------|-------|-------|-------|-------|-------|-------|-------|-------|-------|-------|-------|-------|
| | | | | I. | II. | III. | IV. | I. | II. | III. | IV. | I. | II. | III. | IV. |
| | SB - ADJ - CVS | | | | | | | | | | | | | | |
| AUSFUHR | | | | | | | | | | | | | | | |
| EXPORTS | | | | | | | | | | | | | | | |
| EXPORTATIONS | | | | | | | | | | | | | | | |
| EUR9 | 199.0 | : | : | : | : | : | : | : | : | : | : | : | : | : | : |
| D | 222.0 | 252.2 | : | 245.1 | 251.9 | 253.2 | 258.7 | 281.7 | 273.6 | 262.9 | : | 271.6 | 270.2 | 276.4 | : |
| F | 235.4 | 269.0 | : | 251.6 | 278.9 | 264.9 | 280.5 | 285.3 | 300.5 | 125.5 | : | 280.8 | 288.5 | 158.1 | : |
| I | 189.2 | 221.4 | : | 176.7 | 245.3 | 219.1 | 244.4 | 231.0 | 237.6 | 205.7 | : | 247.2 | 226.2 | 223.4 | : |
| NL | 220.2 | 249.7 | : | 242.0 | 243.5 | 251.5 | 262.1 | 278.4 | 272.6 | 260.6 | : | 268.9 | 276.4 | 269.2 | : |
| UEBL | 242.6 | 266.0 | : | 250.9 | 270.9 | 261.1 | 281.3 | 284.8 | 305.1 | 268.2 | : | 276.4 | 296.0 | 290.4 | : |
| UK | 217.7 | 253.2 | : | : | : | : | : | 266.0 | 285.8 | 253.0 | : | : | : | : | : |
| IRL | 424.0 | 534.2 | : | 397.6 | 592.6 | 586.6 | 559.8 | 657.8 | 852.9 | 647.3 | : | 684.4 | 806.1 | 678.2 | : |
| DK | 195.2 | 246.0 | : | 232.5 | 240.1 | 249.3 | 261.9 | 279.7 | 297.9 | 280.3 | : | 272.9 | 295.0 | 290.8 | : |
| GR | : | 156.1 | : | 110.5 | 153.9 | 161.6 | 198.3 | 191.9 | 201.1 | 182.1 | : | : | : | : | : |
| EUR10 | : | 194.1 | : | : | : | : | : | 207.1 | 212.7 | 180.9 | : | : | : | : | : |
| EINFUHR | | | | | | | | | | | | | | | |
| IMPORTS | | | | | | | | | | | | | | | |
| IMPORTATIONS | | | | | | | | | | | | | | | |
| EUR9 | 232.8 | : | : | : | : | : | : | : | : | : | : | : | : | : | : |
| D | 253.1 | 288.6 | : | 271.7 | 288.5 | 291.6 | 302.4 | 317.6 | 338.6 | 314.6 | : | 312.2 | 330.6 | 326.7 | : |
| F | 234.6 | 259.7 | : | 260.9 | 255.8 | 237.2 | 285.1 | 305.6 | 316.1 | 251.8 | : | 285.8 | 307.3 | 287.7 | : |
| I | 271.4 | 297.0 | : | 259.4 | 303.1 | 301.0 | 324.5 | 354.6 | 344.2 | 289.1 | : | 353.4 | 339.0 | 318.4 | : |
| NL | 232.2 | 265.3 | : | 251.4 | 260.6 | 261.6 | 287.2 | 275.1 | 296.2 | 274.0 | : | 269.9 | 292.5 | 285.5 | : |
| UEBL | 232.0 | 256.5 | : | 253.7 | 253.3 | 252.4 | 266.5 | 282.9 | 287.8 | 272.7 | : | 269.3 | 277.4 | 288.1 | : |
| UK | 230.2 | 291.0 | : | 253.5 | 283.7 | 311.5 | 315.3 | 339.0 | 341.5 | 330.1 | : | 337.2 | 339.2 | 329.3 | : |
| IRL | 271.7 | 330.2 | : | 320.4 | 347.7 | 339.2 | 313.6 | 422.4 | 365.8 | 308.9 | : | 393.8 | 353.4 | 343.0 | : |
| DK | 183.1 | 205.8 | : | 192.6 | 216.8 | 194.0 | 219.9 | 225.3 | 247.8 | 209.5 | : | 217.3 | 237.4 | 233.1 | : |
| GR | : | 208.3 | : | 144.9 | 239.8 | 211.3 | 237.4 | 226.3 | 209.0 | 198.7 | : | : | : | : | : |
| EUR10 | : | 245.4 | : | 220.4 | 250.5 | 251.1 | 259.5 | 282.3 | 292.0 | 263.9 | : | : | : | : | : |
| LOEHNE UND GEAELTER | | | | | | | | | | | | | | | |
| WAGES AND SALARIES | | | | | | | | | | | | | | | |
| SALAIRES ET TRAITEMENTS | | | | | | | | | | | | | | | |
| EUR9 | - | - | - | - | - | - | - | - | - | - | - | - | - | - | - |
| D | - | - | - | - | - | - | - | - | - | - | - | - | - | - | - |
| F | 178.0 | 196.9 | : | 186.9 | 194.0 | 199.8 | 207.0 | 211.9 | 219.5 | 217.1 | : | 212.7 | 218.7 | 217.6 | : |
| I | - | - | - | - | - | - | - | - | - | - | - | - | - | - | - |
| NL | - | - | - | - | - | - | - | - | - | - | - | - | - | - | - |
| B | - | - | - | - | - | - | - | - | - | - | - | - | - | - | - |
| L | 97.9 | 100.0 | 108.5 | 93.5 | 98.8 | 98.3 | 109.3 | 104.4 | 105.2 | 106.5 | 117.9 | 108.5 | 106.7 | 108.5 | 110.9 |
| UK | 202.8 | 226.0 | : | 216.0 | 218.8 | 231.7 | 237.4 | 231.7 | 235.7 | 244.1 | : | 235.0 | 237.5 | 240.5 | : |
| IRL | - | - | - | - | - | - | - | - | - | - | - | - | - | - | - |
| DK | 168.7 | 180.2 | 202.1 | 172.6 | 184.7 | 171.9 | 191.6 | 191.7 | 209.1 | 194.1 | 213.5 | 192.0 | 200.6 | 206.1 | 210.1 |
| AUHAENIG BESCHAEFTE | | | | | | | | | | | | | | | |
| NUMBER OF EMPLOYEES | | | | | | | | | | | | | | | |
| NUMBRE DE SALARIES | | | | | | | | | | | | | | | |
| EUR9 | - | - | - | - | - | - | - | - | - | - | - | - | - | - | - |
| D | - | - | - | - | - | - | - | - | - | - | - | - | - | - | - |
| F | 94.8 | 92.4 | : | 92.9 | 93.1 | 92.2 | 91.2 | 91.3 | 92.2 | 91.2 | : | : | : | : | : |
| I | - | - | - | - | - | - | - | - | - | - | - | - | - | - | - |
| NL | - | - | - | - | - | - | - | - | - | - | - | - | - | - | - |
| B | - | - | - | - | - | - | - | - | - | - | - | - | - | - | - |
| L | 63.4 | 60.4 | 60.5 | 60.8 | 60.2 | 60.4 | 60.4 | 62.1 | 60.8 | 59.8 | 59.2 | : | : | : | : |
| UK | 99.0 | 92.2 | : | 94.1 | 92.3 | 91.9 | 90.3 | 89.0 | 87.9 | 89.2 | : | : | : | : | : |
| IRL | - | - | - | - | - | - | - | - | - | - | - | - | - | - | - |
| DK | 104.6 | 100.8 | 102.7 | 99.7 | 100.7 | 101.3 | 100.9 | 100.5 | 102.8 | 104.2 | 103.0 | : | : | : | : |



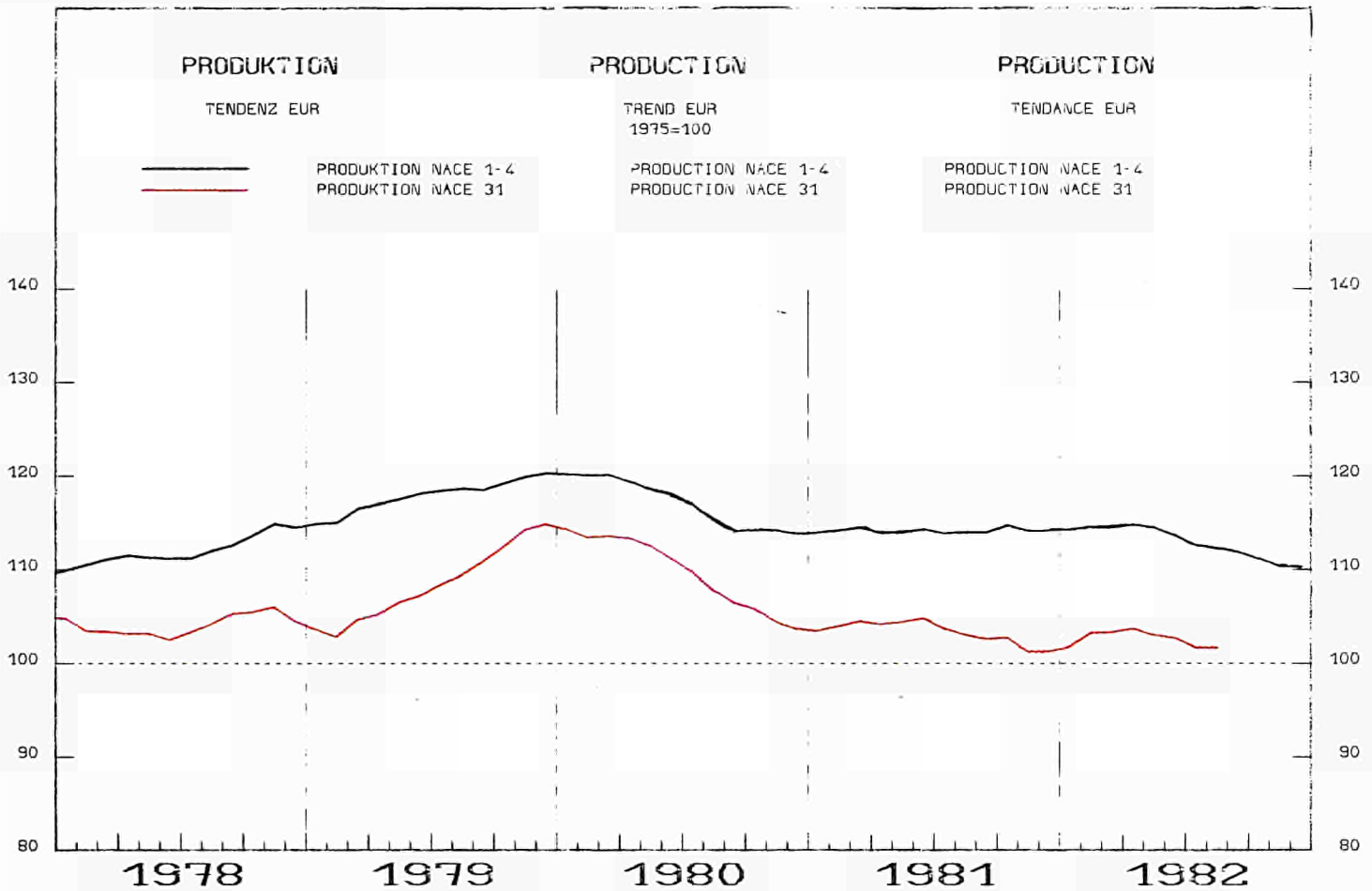
| | | | | | | | | | | | | | | |
|------|------|------|------|------|------|------|------|----|----|----|----|----|----|----|
| 1980 | 1981 | 1982 | 1981 | 1982 | 1982 | 1983 | 1983 | | | | | | | |
| | | | 11 | 12 | 01 | 07 | 08 | 09 | 10 | 11 | 12 | 01 | XA | ZB |

| PRODUKTIONSINDIZES | | | | INDICES OF PRODUCTION | | | | INDICES DE PRODUCTION | | | | | | | |
|--------------------|-------|-------|-------|-----------------------|-------|-------|-------|-----------------------|-------|-------|-------|-------|-------|------|-------|
| PRO ARBEITSTAG | | | | PER WORKING DAY | | | | PAR JOUR OUVRABLE | | | | | | | |
| EUR9 | 115.4 | 115.4 | 111.6 | 124.8 | 121.4 | 107.2 | 99.9 | 79.3 | 113.9 | 110.5 | 114.5 | 117.8 | : | -1.5 | -5.0 |
| D | 120.2 | 120.5 | 119.4 | 133.7 | 128.3 | 113.3 | 99.2 | 94.2 | 120.5 | 120.1 | 125.4 | 117.6 | 108.2 | -1.6 | -4.5 |
| F | 118.0 | 117.2 | 113.2 | 127.2 | 140.9 | 112.1 | 110.5 | 68.0 | 113.0 | 99.8 | 102.0 | 147.8 | 111.7 | -3.5 | -0.3 |
| I | 131.9 | 130.4 | 125.7 | 149.4 | 129.9 | 122.4 | 124.1 | 49.4 | 130.4 | 129.5 | 139.4 | 127.4 | : | -3.6 | -2.0 |
| NL | 113.2 | 114.7 | : | 120.0 | 139.0 | 103.0 | 98.0 | 100.0 | 117.0 | 122.0 | 115.0 | : | : | 0.9 | -4.2 |
| B | 114.5 | 110.5 | : | 120.0 | 105.2 | 123.2 | 77.9 | 98.7 | 121.8 | 125.3 | : | : | : | 2.7 | 6.7 |
| L | 114.1 | 113.0 | 108.3 | 123.9 | 99.2 | 112.0 | 105.3 | 71.8 | 110.8 | 113.1 | 113.0 | 81.7 | 103.1 | -5.2 | -7.9 |
| UK | 92.6 | 84.4 | 84.7 | 91.3 | 79.8 | 79.2 | 78.6 | 75.5 | 87.7 | 86.7 | 89.7 | 77.6 | : | 0.3 | -2.8 |
| IRL | 141.0 | 151.2 | : | 162.7 | 160.7 | 132.3 | 141.3 | 117.8 | 170.0 | 149.9 | 171.0 | : | : | 3.0 | 5.1 |
| DK | 119.6 | 117.2 | 119.1 | 123.0 | 127.0 | 103.0 | 70.0 | 117.0 | 133.0 | 119.0 | 130.0 | 125.0 | : | 1.6 | -1.6 |
| GR | 120.8 | 123.1 | : | 139.2 | 140.5 | 112.2 | 97.0 | 71.7 | 114.4 | 105.0 | 119.3 | : | : | -6.3 | -14.3 |
| EUR10 | 115.4 | 113.4 | 111.6 | 124.8 | 121.4 | 107.2 | 99.9 | 79.3 | 113.9 | 110.5 | 114.5 | 117.8 | : | -1.5 | -3.0 |
| E | 107.5 | 100.5 | : | 109.9 | 101.6 | 94.1 | 104.1 | 26.7 | 106.1 | 101.7 | 111.8 | : | : | -4.8 | 1.7 |
| P | 142.0 | 149.5 | : | 177.1 | 174.6 | 157.7 | 169.4 | : | : | : | : | : | : | 10.5 | : |
| USA | 130.9 | 134.4 | : | 130.7 | 125.0 | 118.9 | 119.3 | 118.3 | 120.2 | 118.9 | : | : | : | -9.2 | -12.6 |
| J | 168.9 | 184.2 | : | 193.2 | 191.7 | 168.1 | 196.1 | 173.3 | 202.7 | : | : | : | : | 5.1 | : |

| SAISONBEREINIGT | | | | SEASONALLY ADJUSTED | | | | DESAISONNALISE | | | | | | | |
|-----------------|--|--|-------|---------------------|-------|-------|-------|----------------|-------|-------|-------|-------|------|------|---|
| EUR9 | | | 113.7 | 112.3 | 113.2 | 114.2 | 112.3 | 109.6 | 107.6 | 105.0 | 108.9 | : | -4.3 | 3.7 | |
| D | | | 120.8 | 117.7 | 122.6 | 117.8 | 120.6 | 117.8 | 118.0 | 113.9 | 109.1 | 117.8 | -4.4 | 8.0 | |
| F | | | 115.9 | 118.7 | 114.3 | 128.0 | 114.5 | 106.0 | 97.9 | 95.0 | 121.7 | 113.8 | 3.8 | -6.5 | |
| I | | | 134.3 | 129.5 | 123.5 | 123.4 | 121.5 | 121.2 | 119.9 | 121.9 | 125.6 | : | 0.4 | 3.0 | |
| NL | | | 116.2 | 115.5 | 119.0 | 118.8 | 114.0 | 113.2 | 117.3 | 111.6 | : | : | -1.7 | -4.8 | |
| B | | | 110.3 | 105.8 | 121.7 | 111.7 | 103.7 | 114.6 | 120.8 | : | : | : | : | 5.5 | |
| L | | | 118.1 | 101.4 | 113.8 | 109.1 | 111.9 | 108.5 | 109.9 | 106.5 | 87.7 | 104.8 | -9.5 | 19.5 | |
| UK | | | 85.0 | 83.0 | 84.3 | 84.6 | 87.7 | 87.3 | 85.2 | 84.3 | 82.8 | : | -2.8 | -1.8 | |
| IRL | | | 155.7 | 160.3 | 144.9 | 153.6 | 151.2 | 159.1 | 152.1 | 162.1 | : | : | 3.4 | 6.6 | |
| DK | | | 114.4 | 111.7 | 112.6 | 118.5 | 117.0 | 122.3 | 110.8 | 122.2 | 112.6 | : | -3.4 | -7.9 | |
| GR | | | 135.5 | 129.1 | 123.5 | 107.7 | 104.4 | 111.0 | 102.7 | 112.3 | : | : | 0.1 | 9.3 | |
| EUR10 | | | 113.7 | 112.3 | 113.2 | 114.2 | 112.3 | 109.6 | 107.6 | 105.0 | 108.9 | : | -4.3 | 3.7 | |
| E | | | 95.8 | 99.4 | 98.6 | 93.0 | 95.6 | 98.6 | 85.6 | 97.1 | : | : | -0.3 | 13.3 | |
| P | | | 154.0 | 158.1 | 156.0 | 159.0 | : | : | : | : | : | : | : | : | : |
| USA | | | 129.4 | 126.9 | 122.0 | 122.3 | 120.5 | 118.6 | 116.0 | : | : | : | : | -2.2 | |
| J | | | 192.6 | 191.0 | 190.3 | 189.0 | 187.8 | 191.1 | : | : | : | : | : | : | |

1975 = 100

| | 1981 | | | 1982 | | | | 1982 | | | | 1982 | | | |
|---------------------------|----------------|-------|-------|---------------------|-------|-------|-------|-------|-------|-------|-------|---------------------------------|-------|-------|-------|
| | 1980 | 1981 | 1982 | I. | II. | III. | IV. | I. | II. | III. | IV. | I. | II. | III. | IV. |
| | SB - ADJ - CVS | | | | | | | | | | | | | | |
| UMSATZ | | | | TURNOVER | | | | | | | | CHIFFRE D'AFFAIRES | | | |
| EUR9 | 176.0 | 188.4 | : | 178.8 | 188.1 | 175.9 | 210.7 | 198.8 | 209.9 | 187.1 | : | 199.4 | 206.7 | 204.6 | : |
| D | 143.9 | 153.1 | 160.4 | 142.0 | 148.8 | 149.7 | 171.9 | 154.4 | 162.1 | 154.3 | 170.9 | 159.0 | 164.5 | 160.9 | 159.5 |
| F | 186.8 | 206.3 | : | 192.6 | 210.0 | 182.0 | 240.5 | 221.4 | 239.5 | 204.8 | : | 221.8 | 232.1 | 235.6 | : |
| I | 255.9 | 295.3 | : | 286.6 | 308.9 | 260.9 | 324.8 | 310.9 | 345.2 | 274.0 | : | 308.6 | 330.3 | 317.6 | : |
| NL | 131.5 | 137.0 | : | 121.0 | 133.0 | 135.0 | 159.0 | 131.0 | 140.0 | 133.0 | : | 142.0 | 139.8 | 138.5 | : |
| B | 144.8 | 152.0 | : | 143.0 | 161.4 | 130.8 | 172.7 | 169.1 | 185.4 | 159.9 | : | 165.4 | 175.1 | 168.0 | : |
| L | 171.5 | 163.0 | 169.8 | 174.3 | 154.4 | 142.3 | 181.1 | 161.3 | 183.1 | 150.1 | 184.6 | 157.5 | 177.5 | 168.3 | 171.6 |
| UK | 192.3 | 188.7 | 205.7 | 187.6 | 182.1 | 185.4 | 199.7 | 210.1 | 204.7 | 197.4 | 210.7 | 202.5 | 203.8 | 207.8 | 209.0 |
| IRL | - | - | - | - | - | - | - | - | - | - | - | - | - | - | - |
| DK | 162.6 | 178.7 | 208.2 | 162.3 | 181.0 | 162.3 | 209.0 | 194.7 | 215.3 | 184.7 | 238.3 | 196.8 | 213.1 | 210.8 | 214.6 |
| AUFTRAGSEINGANGS - GESAMT | | | | NEW ORDERS - TOTAL | | | | | | | | ENTREES DE COMMANDES - ENSEMBLE | | | |
| EUR9 | - | - | - | - | - | - | - | - | - | - | - | - | - | - | - |
| D | - | - | - | - | - | - | - | - | - | - | - | - | - | - | - |
| F | - | - | - | - | - | - | - | - | - | - | - | - | - | - | - |
| I | - | - | - | - | - | - | - | - | - | - | - | - | - | - | - |
| NL | 133.1 | 144.2 | : | 127.9 | 134.1 | 145.4 | 169.5 | 134.9 | 136.7 | 122.2 | : | 145.2 | 137.6 | 127.9 | : |
| B | 144.1 | 144.1 | : | 135.9 | 153.9 | 134.5 | 152.2 | 169.3 | 165.9 | 158.3 | : | 158.5 | 161.0 | 164.6 | : |
| L | 185.5 | 191.5 | 204.4 | 176.6 | 185.8 | 206.6 | 197.1 | 219.5 | 202.1 | 177.0 | 218.9 | 218.5 | 197.6 | 193.7 | 207.5 |
| UK | - | - | - | - | - | - | - | - | - | - | - | - | - | - | - |
| IRL | - | - | - | - | - | - | - | - | - | - | - | - | - | - | - |
| DK | 185.1 | 212.1 | 223.9 | 211.2 | 212.5 | 219.2 | 205.5 | 221.5 | 208.5 | 222.2 | 243.5 | 217.5 | 214.0 | 237.1 | 226.8 |
| AUSFUHR | | | | EXPORTS | | | | | | | | EXPORTATIONS | | | |
| EUR9 | 171.5 | : | : | : | : | : | : | : | : | : | : | : | : | : | : |
| D | 188.6 | 215.6 | : | 187.0 | 207.2 | 209.8 | 258.2 | 245.2 | 261.9 | 240.9 | : | 249.4 | 260.5 | 259.5 | : |
| F | 189.7 | 215.9 | : | 198.8 | 225.0 | 201.2 | 238.7 | 230.7 | 240.4 | 199.5 | : | 252.7 | 232.5 | 223.6 | : |
| I | 202.2 | 244.3 | : | 186.4 | 252.4 | 256.1 | 282.3 | 250.8 | 280.9 | 237.6 | : | 274.3 | 272.3 | 256.1 | : |
| NL | 174.7 | 191.6 | : | 169.5 | 194.8 | 178.8 | 223.4 | 201.9 | 229.6 | 204.1 | : | 206.5 | 227.6 | 217.8 | : |
| UEBL | 192.3 | 207.2 | : | 187.3 | 217.9 | 188.8 | 234.7 | 225.3 | 240.0 | 193.0 | : | 222.1 | 230.5 | 228.7 | : |
| UK | 205.8 | 231.4 | : | : | : | : | : | 234.1 | 252.6 | 245.4 | : | : | : | : | : |
| IRL | 394.2 | 525.8 | : | 453.9 | 520.5 | 517.4 | 611.3 | 585.5 | 692.1 | 689.2 | : | 602.2 | 675.3 | 704.7 | : |
| GR | 161.6 | 195.7 | : | 174.1 | 197.1 | 180.2 | 231.7 | 213.4 | 221.9 | 180.4 | : | 217.5 | 218.3 | 199.2 | : |
| GR | : | 292.4 | : | 185.1 | 312.9 | 323.1 | 348.5 | 326.6 | 301.1 | 226.4 | : | : | : | : | : |
| EUR10 | : | 191.0 | : | : | : | : | : | 202.4 | 214.1 | 195.3 | : | : | : | : | : |
| EINFUHR | | | | IMPORTS | | | | | | | | IMPORTATIONS | | | |
| EUR9 | 244.1 | : | : | : | : | : | : | : | : | : | : | : | : | : | : |
| D | 251.8 | 284.2 | : | 272.0 | 289.6 | 274.2 | 300.9 | 316.9 | 317.5 | 292.5 | : | 314.5 | 310.1 | 314.6 | : |
| F | 227.0 | 258.3 | : | 247.0 | 261.2 | 238.3 | 286.6 | 280.6 | 317.1 | 247.8 | : | 278.8 | 305.5 | 277.6 | : |
| I | 272.4 | 300.1 | : | 258.0 | 311.1 | 305.6 | 325.6 | 314.4 | 333.1 | 285.0 | : | 331.2 | 330.5 | 298.8 | : |
| NL | 179.2 | 182.9 | : | 179.3 | 181.6 | 172.6 | 199.2 | 182.5 | 207.5 | 188.0 | : | 184.6 | 203.4 | 203.3 | : |
| UEBL | 196.9 | 200.8 | : | 192.2 | 214.4 | 186.4 | 210.2 | 212.1 | 223.0 | 197.3 | : | 210.1 | 213.5 | 217.5 | : |
| UK | 279.9 | 330.6 | : | 281.0 | 339.2 | 340.5 | 361.8 | 353.5 | 431.9 | 401.5 | : | 363.5 | 396.4 | 416.6 | : |
| IRL | 313.8 | 370.6 | : | 336.1 | 388.8 | 388.9 | 368.6 | 399.5 | 418.2 | 352.2 | : | 396.6 | 394.7 | 367.4 | : |
| DK | 141.4 | 157.8 | : | 130.1 | 157.3 | 147.1 | 196.7 | 166.0 | 181.0 | 170.4 | : | 172.7 | 180.8 | 184.7 | : |
| GR | : | 149.7 | : | 80.8 | 171.0 | 166.6 | 180.4 | 195.0 | 155.6 | 146.6 | : | : | : | : | : |
| EUR10 | : | 273.6 | : | 245.8 | 278.5 | 281.1 | 289.2 | 288.3 | 303.5 | 273.8 | : | : | : | : | : |
| LOEHNE UND GELAELTER | | | | WAGES AND SALARIES | | | | | | | | SALAIRES ET TRAITEMENTS | | | |
| EUR9 | 165.9 | 172.6 | : | 159.7 | 171.3 | 172.5 | 186.7 | 170.6 | 179.7 | 181.5 | : | 177.5 | 179.1 | 183.3 | : |
| D | 143.0 | 148.5 | 150.6 | 133.3 | 148.4 | 150.5 | 161.7 | 139.7 | 150.1 | 152.4 | 160.1 | 149.9 | 150.2 | 151.3 | 150.5 |
| F | 174.6 | 190.6 | : | 182.5 | 188.2 | 193.1 | 198.4 | 203.3 | 211.9 | 208.6 | : | 203.7 | 210.7 | 209.4 | : |
| I | 231.8 | 274.0 | : | 230.0 | 270.9 | 267.9 | 270.0 | 253.3 | 277.2 | 288.6 | : | 282.3 | 282.0 | 297.0 | : |
| NL | - | - | - | - | - | - | - | - | - | - | - | - | - | - | - |
| B | 138.7 | 140.2 | : | 136.4 | 137.7 | 119.8 | 167.1 | 140.1 | 149.5 | 130.6 | : | 143.6 | 148.3 | 148.6 | : |
| L | 145.7 | 159.3 | 170.4 | 143.6 | 165.3 | 152.7 | 175.8 | 155.5 | 174.7 | 163.6 | 187.9 | 166.8 | 166.9 | 170.5 | 176.2 |
| UK | 177.7 | 162.1 | : | 161.1 | 159.7 | 162.3 | 165.1 | 166.2 | 166.1 | 172.4 | : | 164.8 | 163.6 | 174.5 | : |
| IRL | - | - | - | - | - | - | - | - | - | - | - | - | - | - | - |
| DK | 162.4 | 170.7 | 188.2 | 169.0 | 178.0 | 158.3 | 177.5 | 187.3 | 197.6 | 174.6 | 193.5 | 182.5 | 189.7 | 191.1 | 192.3 |
| ABHAENIG BESCHAEFFIGTE | | | | NUMBER OF EMPLOYEES | | | | | | | | NOMBRE DE SALARIES | | | |
| EUR9 | 95.7 | 91.0 | : | 92.7 | 91.2 | 90.5 | 89.6 | 88.6 | 87.8 | 87.8 | : | : | : | : | : |
| D | 99.9 | 98.2 | 95.7 | 98.8 | 98.0 | 98.3 | 97.8 | 96.7 | 95.6 | 95.8 | 94.6 | | | | |
| F | 94.1 | 90.6 | : | 91.6 | 90.9 | 90.2 | 89.7 | 89.5 | 89.9 | 89.0 | : | | | | |
| I | 99.1 | 95.2 | : | 97.1 | 96.0 | 94.5 | 93.0 | 92.1 | 91.3 | 90.1 | : | | | | |
| NL | 88.2 | 85.9 | : | 87.0 | 86.3 | 85.7 | 84.8 | 83.3 | 83.3 | 81.9 | : | | | | |
| B | 92.9 | 88.3 | : | 93.2 | 87.2 | 86.3 | 86.3 | 85.2 | 83.4 | 83.0 | : | | | | |
| L | 100.2 | 101.7 | 108.5 | 102.4 | 101.8 | 101.4 | 101.2 | 100.3 | 100.2 | 100.7 | 132.8 | | | | |
| UK | 90.9 | 81.2 | : | 84.3 | 81.5 | 80.1 | 78.8 | 77.4 | 76.0 | 77.2 | : | | | | |
| IRL | 133.0 | 131.2 | : | 131.5 | 130.0 | 131.0 | 132.2 | 129.7 | 129.7 | 129.2 | : | | | | |
| DK | 100.4 | 95.4 | 94.7 | 95.8 | 95.3 | 95.5 | 95.2 | 94.6 | 95.3 | 94.5 | | | | | |



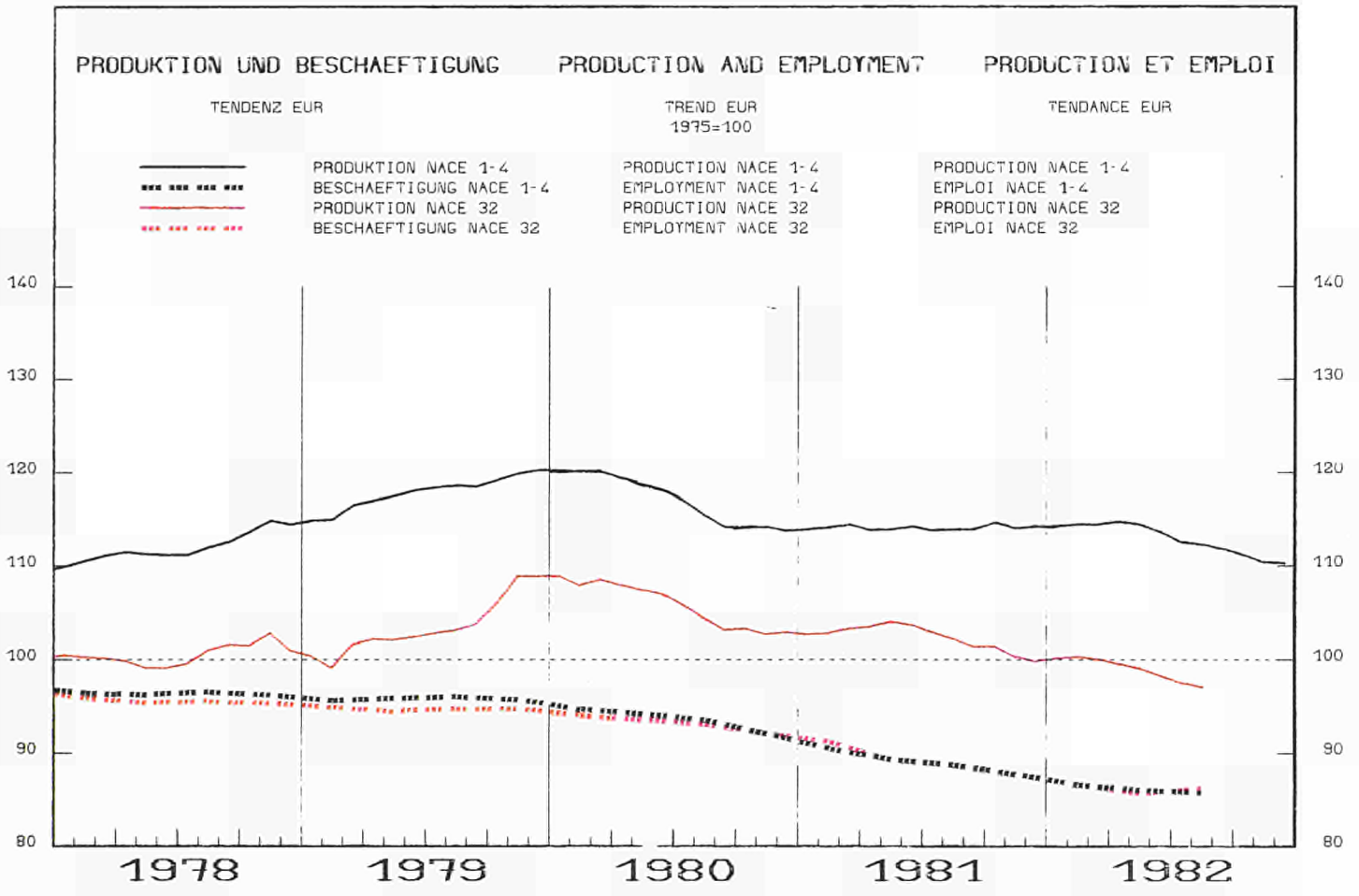
| | | | | | | | | | | | | | | |
|------|------|------|------|------|------|------|------|----|----|----|----|----|----|----|
| 1980 | 1981 | 1982 | 1981 | 1982 | 1982 | 1983 | 1983 | | | | | | | |
| | | | 11 | 12 | 01 | 07 | 08 | 09 | 10 | 11 | 12 | 01 | 1A | 1B |

| PRODUKTIONSINDIZES | INDICES OF PRODUCTION | | | | | | | | | | INDICES DE PRODUCTION | | | | |
|--------------------|-----------------------|-------|-------|-----------------|-------|-------|-------|-------|-------|-------|-----------------------|-------|-------|-------|-------|
| | PRO ARBEITSTAG | | | PER WORKING DAY | | | | | | | PAR JOUR OUVRABLE | | | | |
| EUR9 | 108.8 | 105.3 | : | 111.4 | 102.1 | 101.2 | 88.8 | 78.7 | 98.0 | : | : | : | : | -1.3 | |
| U | 116.6 | 112.8 | 107.8 | 122.4 | 112.5 | 106.5 | 92.4 | 85.8 | 105.9 | 108.8 | 113.6 | 103.8 | 97.5 | -5.2 | -8.5 |
| F | 112.0 | 105.9 | : | 112.8 | 112.8 | 111.5 | 90.0 | 90.0 | 90.0 | : | : | : | : | 0.7 | |
| I | 115.1 | 109.1 | 99.1 | 121.0 | 94.9 | 110.3 | 100.8 | 27.7 | 105.3 | 103.8 | 103.0 | 86.1 | : | -9.2 | -9.3 |
| NL | 113.3 | 111.7 | : | 108.0 | 127.0 | 94.0 | 102.0 | 89.0 | 113.0 | 115.0 | 99.0 | : | : | -3.7 | -8.3 |
| B | 111.2 | 105.8 | : | 111.2 | 97.6 | 106.4 | 69.1 | 99.8 | 114.3 | 113.3 | : | : | : | -0.2 | 4.8 |
| L | 146.2 | 147.3 | 139.1 | 161.2 | 129.4 | 136.8 | 130.1 | 84.6 | 148.9 | 141.9 | 146.3 | 105.1 | 138.5 | -5.9 | 1.2 |
| UK | 84.1 | 77.3 | 79.1 | 84.5 | 70.6 | 73.7 | 75.5 | 73.8 | 81.3 | 80.0 | 78.1 | 64.3 | : | 2.2 | -8.9 |
| IRL | 155.3 | 134.5 | 120.6 | 144.1 | 121.2 | 113.5 | 118.3 | 86.4 | 128. | 119.8 | 116.1 | 102.7 | : | -10.2 | -15.2 |
| DK | 135.2 | 126.2 | 124.6 | 132.0 | 116.0 | 107.0 | 75.0 | 137.0 | 139.0 | 122.0 | 135.0 | 121.0 | : | -1.5 | 4.3 |
| GR | 146.2 | 144.9 | : | 151.5 | 151.2 | 136.8 | 122.1 | 87.9 | 144.7 | 137.4 | 144.3 | : | : | -7.1 | -4.8 |
| EUR10 | 108.9 | 105.6 | : | 111.6 | 102.4 | 101.4 | 88.7 | 78.7 | 97.9 | : | : | : | : | -1.4 | |
| E | 114.0 | 111.2 | : | 122.9 | 110.8 | 102.4 | 114.9 | 30.2 | 120.0 | : | : | : | : | -3.4 | |
| P | 145.6 | 136.9 | : | 160.2 | 134.3 | 141.1 | 144.7 | : | : | : | : | : | : | 2.0 | |
| USA | 122.0 | 124.1 | : | 119.6 | 113.6 | 106.6 | 102.1 | 103.8 | 104.4 | 103.6 | : | : | : | -13.6 | -16.3 |
| J | 132.3 | 124.7 | : | 130.4 | 128.1 | 116.1 | 135.2 | 122.2 | 135.0 | : | : | : | : | 3.6 | |

| SAISONBEREINIGT | SEASONALLY ADJUSTED | | | | | | | | | | DESAISONNALISE | | | | |
|-----------------|---------------------|--|--|-------|-------|-------|-------|-------|-------|-------|----------------|-------|-------|------|-------|
| | EUR9 | | | | 101.5 | 98.3 | 103.4 | 102.7 | 101.4 | 100.6 | : | : | : | : | |
| U | | | | 111.1 | 106.9 | 113.2 | 109.4 | 105.7 | 104.9 | 105.2 | 103.1 | 100.1 | 104.3 | -2.7 | 4.1 |
| F | | | | 102.4 | 102.4 | 106.6 | 107.8 | 107.8 | 107.8 | : | : | : | : | | |
| I | | | | 108.7 | 98.6 | 105.0 | 96.8 | 96.4 | 99.3 | 95.9 | 91.0 | 89.8 | : | -5.4 | -1.4 |
| NL | | | | 102.4 | 106.9 | 111.8 | 125.3 | 102.6 | 104.3 | 110.5 | 97.2 | : | : | -4.7 | -12.0 |
| B | | | | 105.5 | 99.1 | 107.2 | 99.3 | 99.3 | 106.4 | 109.9 | : | : | : | | 3.3 |
| L | | | | 156.5 | 125.1 | 146.2 | 136.1 | 140.5 | 146.6 | 137.6 | 138.9 | 104.9 | 144.8 | -8.5 | 38.0 |
| UK | | | | 77.2 | 75.6 | 78.8 | 81.9 | 84.4 | 80.3 | 78.9 | 73.5 | 72.1 | : | -8.9 | -2.0 |
| IRL | | | | 129.3 | 129.5 | 122.8 | 122.2 | 125.0 | 118.6 | 117.7 | 105.8 | 112.9 | : | -8.1 | 6.7 |
| DK | | | | 121.6 | 115.6 | 114.6 | 129.7 | 127.6 | 124.3 | 110.9 | 124.4 | 121.7 | : | -6.5 | -2.1 |
| GR | | | | 147.0 | 147.7 | 144.0 | 125.8 | 115.1 | 136.2 | 136.1 | 137.5 | : | : | 13.1 | 1.0 |
| EUR10 | | | | 101.8 | 98.6 | 103.7 | 102.6 | 101.3 | 100.5 | : | : | : | : | | |
| E | | | | 113.0 | 114.8 | 105.6 | 105.0 | 101.2 | 109.0 | : | : | : | : | | |
| P | | | | - | - | - | - | - | - | - | - | - | - | | |
| USA | | | | - | - | - | - | - | - | - | - | - | - | | |
| J | | | | - | - | - | - | - | - | - | - | - | - | | |

1975 = 100

| | 1981 | | | | 1982 | | | | 1982 | | | | | | | | | |
|------------------------------|---------------------|-------|-------|-------|-------|-------|-------|-------|-------|-------|-------|-------|-------|-------|-------|---------------------------------|--|--|
| | 1980 | 1981 | 1982 | I. | II. | III. | IV. | I. | II. | III. | IV. | I. | II. | III. | IV. | | | |
| | | | | | | | | | | | | | SB | ADJ | CVS | | | |
| UMSATZ | TURNOVER | | | | | | | | | | | | | | | CHIFFRE D'AFFAIRES | | |
| EUR9 | 159.7 | 161.0 | : | 156.9 | 161.1 | 151.3 | 174.6 | 168.3 | 178.5 | 166.0 | : | 168.3 | 175.8 | 176.6 | : | | | |
| D | 138.7 | 137.8 | 140.1 | 130.7 | 133.0 | 137.9 | 149.7 | 135.4 | 139.5 | 139.2 | 146.3 | 139.7 | 142.4 | 140.6 | 138.3 | | | |
| F | 172.0 | 182.2 | : | 182.2 | 187.4 | 156.8 | 202.2 | 205.6 | 217.8 | 183.1 | : | 196.6 | 208.0 | 212.5 | : | | | |
| I | - | - | - | - | - | - | - | - | - | - | - | - | - | - | - | | | |
| NL | 134.2 | 131.5 | : | 119.0 | 132.0 | 128.0 | 147.0 | 124.0 | 138.0 | 130.0 | : | 132.4 | 132.7 | 156.4 | : | | | |
| B | 139.7 | 144.8 | : | 154.0 | 145.0 | 131.2 | 149.0 | 123.3 | 153.3 | 139.7 | : | 128.2 | 146.4 | 149.2 | : | | | |
| L | 183.3 | 184.3 | 197.5 | 186.0 | 188.6 | 160.6 | 202.1 | 197.6 | 230.2 | 175.7 | 186.6 | 196.4 | 215.5 | 201.6 | 182.7 | | | |
| UK | 187.9 | 183.1 | 200.5 | 179.1 | 185.7 | 173.9 | 193.8 | 196.0 | 209.9 | 201.2 | 194.9 | 194.0 | 207.0 | 211.6 | 193.4 | | | |
| IRL | - | - | - | - | - | - | - | - | - | - | - | - | - | - | - | | | |
| DK | 188.5 | 194.2 | 219.7 | 194.5 | 193.2 | 182.5 | 206.5 | 210.8 | 228.2 | 208.5 | 231.2 | 207.4 | 220.7 | 224.4 | 222.2 | | | |
| AUFTRAGSEINGANGENGE - GESAMT | NEW ORDERS - TOTAL | | | | | | | | | | | | | | | ENTREES DE COMMANDES - ENSEMBLE | | |
| EUR9 | - | - | - | - | - | - | - | - | - | - | - | - | - | - | - | | | |
| D | : | : | : | : | : | : | : | : | : | : | : | : | : | : | : | | | |
| F | - | - | - | - | - | - | - | - | - | - | - | - | - | - | - | | | |
| I | - | - | - | - | - | - | - | - | - | - | - | - | - | - | - | | | |
| NL | 133.0 | 137.2 | : | 126.0 | 120.0 | 146.0 | 157.0 | 111.0 | 133.0 | 128.0 | : | 121.1 | 132.5 | 132.5 | : | | | |
| B | 118.7 | 118.7 | : | 109.4 | 124.2 | 110.5 | 130.7 | 155.5 | 130.1 | 118.9 | : | 155.8 | 121.8 | 131.7 | : | | | |
| L | - | - | - | - | - | - | - | - | - | - | - | - | - | - | - | | | |
| UK | 176.0 | 301.1 | 250.4 | 364.2 | 261.6 | 351.1 | 227.6 | 288.4 | 238.9 | 224.4 | 249.9 | 280.1 | 253.6 | 223.7 | 251.2 | | | |
| IRL | - | - | - | - | - | - | - | - | - | - | - | - | - | - | - | | | |
| DK | 186.0 | 200.2 | 226.3 | 203.2 | 211.5 | 176.2 | 209.8 | 221.1 | 223.5 | 202.6 | 257.6 | 213.6 | 214.5 | 225.5 | 241.6 | | | |
| AUSFUHR | EXPORTS | | | | | | | | | | | | | | | EXPORTATIONS | | |
| EUR9 | 175.4 | : | : | : | : | : | : | : | : | : | : | : | : | : | : | | | |
| D | 167.9 | 187.8 | : | 163.7 | 176.0 | 190.8 | 220.5 | 214.0 | 222.8 | 210.3 | : | 222.1 | 224.2 | 216.2 | : | | | |
| F | 185.0 | 218.5 | : | 196.7 | 236.9 | 201.4 | 238.9 | 246.7 | 236.9 | 205.7 | : | 249.6 | 225.2 | 228.0 | : | | | |
| I | 218.8 | 274.7 | : | 205.2 | 274.6 | 293.6 | 325.3 | 297.7 | 304.5 | 267.0 | : | 322.2 | 303.7 | 284.3 | : | | | |
| NL | 174.3 | 196.9 | : | 169.5 | 242.0 | 173.5 | 202.7 | 220.1 | 285.1 | 253.1 | : | 219.9 | 255.8 | 270.4 | : | | | |
| UEBL | 186.2 | 198.1 | : | 173.4 | 200.3 | 212.5 | 206.5 | 196.0 | 218.3 | 198.0 | : | 199.0 | 206.8 | 210.5 | : | | | |
| UK | 173.1 | 181.9 | : | : | : | : | : | 195.0 | 201.6 | 191.8 | : | : | : | : | : | | | |
| IRL | 311.1 | 324.8 | : | 294.6 | 344.3 | 300.1 | 360.1 | 371.5 | 386.0 | 357.5 | : | 379.0 | 369.0 | 379.5 | : | | | |
| DK | 207.1 | 224.5 | : | 206.2 | 208.4 | 217.2 | 266.1 | 229.1 | 251.4 | 239.0 | : | 230.8 | 251.0 | 249.5 | : | | | |
| GR | : | 322.2 | : | 244.9 | 316.4 | 313.5 | 414.1 | 305.3 | 234.2 | 181.2 | : | : | : | : | : | | | |
| EUR10 | : | 234.1 | : | : | : | : | : | 261.6 | 263.7 | 243.3 | : | : | : | : | : | | | |
| EINFUHR | IMPORTS | | | | | | | | | | | | | | | IMPORTATIONS | | |
| EUR9 | 220.8 | : | : | : | : | : | : | : | : | : | : | : | : | : | : | | | |
| D | 239.1 | 237.0 | : | 228.7 | 242.9 | 225.1 | 251.1 | 245.7 | 264.9 | 238.8 | : | 247.6 | 256.6 | 251.3 | : | | | |
| F | 215.9 | 222.7 | : | 220.4 | 228.8 | 198.7 | 243.2 | 255.4 | 276.3 | 215.4 | : | 243.4 | 257.4 | 245.2 | : | | | |
| I | 223.9 | 225.5 | : | 204.4 | 237.6 | 211.4 | 248.6 | 235.4 | 252.4 | 205.4 | : | 249.0 | 245.9 | 217.4 | : | | | |
| NL | 161.0 | 164.9 | : | 162.4 | 154.8 | 159.7 | 182.6 | 166.8 | 175.4 | 162.8 | : | 164.9 | 175.5 | 173.2 | : | | | |
| UEBL | 197.5 | 191.5 | : | 182.1 | 203.0 | 177.7 | 203.2 | 190.4 | 200.8 | 172.5 | : | 187.4 | 186.5 | 193.1 | : | | | |
| UK | 179.6 | 178.0 | : | 164.4 | 181.6 | 178.3 | 187.7 | 195.1 | 220.7 | 202.8 | : | 195.0 | 210.0 | 210.5 | : | | | |
| IRL | 314.4 | 351.1 | : | 318.1 | 364.7 | 355.0 | 366.5 | 377.0 | 394.6 | 335.6 | : | 382.1 | 388.5 | 339.9 | : | | | |
| DK | 163.7 | 176.6 | : | 165.7 | 184.7 | 169.2 | 187.0 | 176.3 | 187.8 | 179.4 | : | 174.7 | 184.1 | 190.5 | : | | | |
| GR | : | 307.1 | : | 203.7 | 316.2 | 298.2 | 410.2 | 346.8 | 343.1 | 308.4 | : | : | : | : | : | | | |
| EUR10 | : | 264.0 | : | 253.5 | 271.4 | 256.8 | 274.5 | 279.4 | 306.7 | 265.1 | : | : | : | : | : | | | |
| LOEHNE UND GEGALTER | WAGES AND SALARIES | | | | | | | | | | | | | | | SALAIRES ET TRAITEMENTS | | |
| EUR9 | - | - | - | - | - | - | - | - | - | - | - | - | - | - | - | | | |
| D | 136.6 | 138.4 | 137.7 | 124.8 | 137.9 | 140.2 | 150.5 | 128.0 | 136.7 | 139.7 | 146.5 | 137.6 | 137.1 | 138.5 | 136.8 | | | |
| F | 169.6 | 185.2 | : | 177.2 | 183.4 | 187.4 | 192.6 | 197.7 | 206.1 | 203.7 | : | 198.4 | 204.8 | 205.8 | : | | | |
| I | - | - | - | - | - | - | - | - | - | - | - | - | - | - | - | | | |
| NL | - | - | - | - | - | - | - | - | - | - | - | - | - | - | - | | | |
| B | 54.6 | 136.8 | : | 139.7 | 130.8 | 120.7 | 155.7 | 131.7 | 142.2 | 125.7 | : | 134.7 | 141.1 | 138.0 | : | | | |
| L | 145.2 | 157.8 | 169.4 | 142.6 | 164.3 | 153.7 | 170.6 | 152.1 | 173.1 | 166.0 | 186.5 | 162.0 | 165.6 | 171.6 | 176.5 | | | |
| UK | - | - | - | - | - | - | - | - | - | - | - | - | - | - | - | | | |
| IRL | - | - | - | - | - | - | - | - | - | - | - | - | - | - | - | | | |
| DK | 177.3 | 176.6 | 193.5 | 173.2 | 183.4 | 165.7 | 184.0 | 191.7 | 205.7 | 180.1 | 196.5 | 185.7 | 197.2 | 197.5 | 196.6 | | | |
| ABHAENIG BESCHAEFFTIGTE | NUMBER OF EMPLOYEES | | | | | | | | | | | | | | | NOMBRE DE SALAIRES | | |
| EUR9 | 92.5 | 87.2 | : | 88.6 | 87.3 | 86.8 | 86.0 | 84.9 | 84.4 | 84.2 | : | : | : | : | : | | | |
| D | 96.5 | 93.4 | 89.7 | 94.4 | 93.4 | 93.4 | 92.5 | 90.8 | 90.0 | 89.9 | 88.2 | : | : | : | : | | | |
| F | 92.3 | 89.2 | : | 90.2 | 89.6 | 88.8 | 88.2 | 88.1 | 88.7 | 87.6 | : | : | : | : | : | | | |
| I | - | - | - | - | - | - | - | - | - | - | - | - | - | - | - | | | |
| NL | 85.5 | 81.5 | : | 82.8 | 82.1 | 81.1 | 80.0 | 78.6 | 77.8 | 76.2 | : | : | : | : | : | | | |
| B | 88.6 | 85.8 | : | 85.5 | 85.3 | 86.1 | 86.5 | 85.8 | 85.0 | 84.7 | : | : | : | : | : | | | |
| L | 97.6 | 97.6 | 97.7 | 98.4 | 97.6 | 97.6 | 96.9 | 96.5 | 97.1 | 99.0 | 98.3 | : | : | : | : | | | |
| UK | 87.7 | 77.3 | : | 80.0 | 77.3 | 76.4 | 75.6 | 74.2 | 73.1 | 74.1 | : | : | : | : | : | | | |
| IRL | 130.8 | 124.6 | : | 123.2 | 125.0 | 125.0 | 125.0 | 118.7 | 116.1 | 110.7 | : | : | : | : | : | | | |
| DK | 106.7 | 95.8 | 91.4 | 95.2 | 95.5 | 96.9 | 95.6 | 93.9 | 95.8 | 94.9 | 93.0 | : | : | : | : | | | |



| | | | | | | | | |
|------|------|------|------|------|------|------|----|----|
| 1980 | 1981 | 1982 | 1981 | 1982 | 1982 | 1983 | %A | %B |
| | | | 11 | 12 | 01 | 07 | 08 | 09 |
| | | | | | | 10 | 11 | 12 |
| | | | | | | 01 | | |

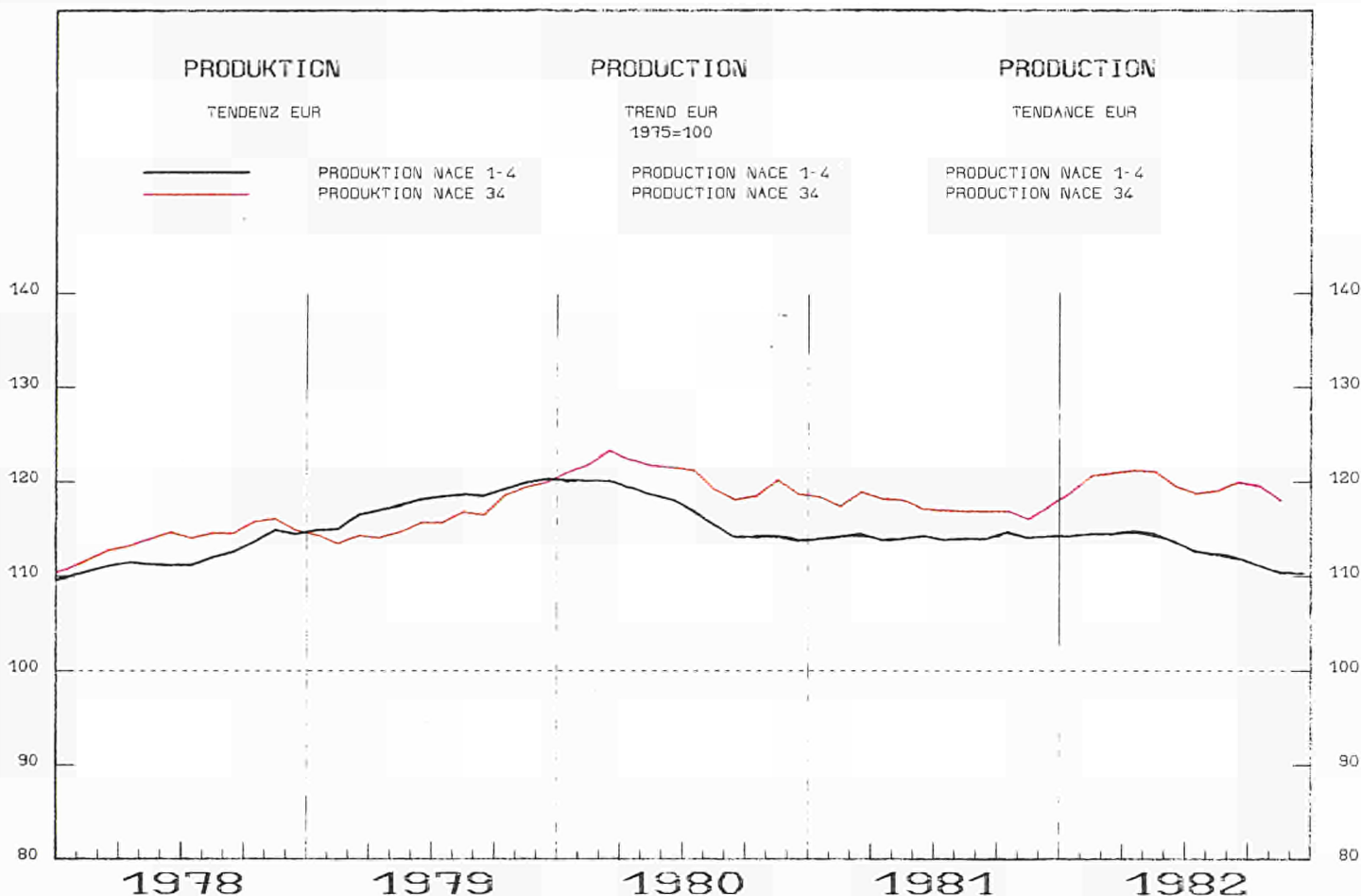
| PRODUKTIONSINDIZES PRO ARBEITSTAG | | | INDICES OF PRODUCTION PER WORKING DAY | | | | | | | | INDICES DE PRODUCTION PAR JOUR D'OUVRABLE | | | | |
|--------------------------------------|-------|-------|--|-------|-------|-------|-------|-------|-------|-------|--|-------|------|-------|-------|
| EUR9 | 105.3 | 102.5 | : | 109.6 | 116.6 | 89.7 | 87.4 | 74.2 | 95.5 | : | : | : | : | -3.6 | |
| D | 109.8 | 109.6 | 106.3 | 116.8 | 140.6 | 87.5 | 95.2 | 86.6 | 106.8 | 105.8 | 110.6 | 124.8 | 97.4 | -1.5 | 11.3 |
| F | 110.7 | 115.7 | : | 128.6 | 128.6 | 111.8 | 94.9 | 94.9 | 94.9 | : | : | : | : | -2.5 | |
| I | 116.6 | 109.4 | 94.4 | 114.4 | 100.3 | 99.9 | 98.6 | 25.8 | 98.6 | 96.1 | 93.0 | 97.2 | 87.6 | -15.7 | -12.7 |
| NL | 102.1 | 106.7 | : | 115.0 | 160.0 | 90.0 | 88.0 | 88.0 | 97.0 | 103.0 | 111.0 | : | : | 0.6 | -3.5 |
| B | 103.1 | 99.8 | : | 105.7 | 94.3 | 110.2 | 66.9 | 86.6 | 101.8 | 104.3 | : | : | : | -2.2 | 2.6 |
| L | 89.5 | 80.7 | 76.5 | 88.1 | 71.5 | 82.9 | 74.8 | 53.4 | 76.4 | 82.4 | 79.5 | 62.3 | 73.8 | -6.3 | -11.0 |
| UK | 82.9 | 70.6 | 67.8 | 74.8 | 65.6 | 64.9 | 63.7 | 59.7 | 67.7 | 67.1 | 69.4 | 61.0 | : | -4.0 | -7.0 |
| IRL | 138.6 | 136.2 | 137.1 | 134.9 | 131.5 | 114.5 | 131.5 | 91.1 | 147.1 | 131.7 | 140.8 | 122.1 | : | 0.6 | -7.1 |
| DK | 116.9 | 114.2 | 112.8 | 118.0 | 136.0 | 88.0 | 66.0 | 112.0 | 128.0 | 108.0 | 119.0 | 120.0 | : | -1.2 | -11.8 |
| GR | 71.4 | 73.5 | : | 95.6 | 89.8 | 67.1 | 60.3 | 48.5 | 63.1 | 61.7 | 71.3 | : | : | -4.9 | -25.4 |
| EUR10 | 105.2 | 102.4 | : | 109.5 | 116.5 | 89.6 | 87.4 | 74.2 | 95.4 | : | : | : | : | -3.6 | |
| E | 106.6 | 97.2 | : | 104.3 | 100.4 | 82.8 | 98.7 | 27.1 | 103.9 | : | : | : | : | -10.1 | |
| P | 93.7 | 106.9 | : | 120.1 | 162.7 | 130.3 | 165.4 | : | : | : | : | : | : | 32.5 | |
| USA | 130.2 | 136.9 | : | 134.5 | 130.3 | 123.9 | 118.5 | 117.8 | 118.7 | 113.7 | : | : | : | -10.1 | -18.0 |
| J | 159.6 | 162.7 | : | 162.9 | 164.1 | 144.6 | 162.9 | 148.7 | 172.6 | : | : | : | : | 1.5 | |

| SAISONBEREINIGT | | | SEASONALLY ADJUSTED | | | | | | | | DESAISONNALISE | | | | |
|-----------------|--|--|---------------------|-------|-------|-------|-------|-------|-------|-------|----------------|-------|---|-------|-------|
| EUR9 | | | 100.8 | 98.6 | 99.6 | 96.4 | 98.1 | 96.3 | : | : | : | : | : | | |
| D | | | 107.2 | 107.4 | 104.1 | 106.1 | 108.2 | 106.1 | 108.8 | 102.8 | 94.5 | 112.5 | | -4.1 | 19.0 |
| F | | | 115.5 | 115.5 | 114.6 | 108.2 | 108.2 | 108.2 | : | : | : | : | : | | |
| I | | | 104.1 | 98.0 | 102.0 | 89.7 | 95.2 | 91.4 | 86.0 | 86.3 | 85.1 | : | : | -6.8 | -1.3 |
| NL | | | 114.0 | 103.7 | 120.3 | 103.3 | 103.4 | 95.5 | 105.4 | 106.3 | : | : | : | -2.6 | 0.9 |
| B | | | 98.8 | 94.2 | 107.5 | 93.9 | 92.2 | 96.4 | 102.0 | : | : | : | : | | 5.8 |
| L | | | 81.3 | 75.5 | 80.6 | 76.3 | 79.0 | 73.4 | 80.5 | 73.8 | 69.0 | 73.2 | | -7.3 | 6.1 |
| UK | | | 69.5 | 66.8 | 69.9 | 68.5 | 71.5 | 69.9 | 66.5 | 65.5 | 64.1 | : | : | -6.6 | -2.1 |
| IRL | | | 134.4 | 124.0 | 133.2 | 143.1 | 129.9 | 137.7 | 139.1 | 141.8 | 121.9 | : | : | -1.9 | -14.1 |
| DK | | | 112.0 | 106.3 | 105.6 | 113.4 | 118.7 | 117.2 | 103.2 | 114.2 | 96.0 | : | : | -10.2 | -16.0 |
| GR | | | 88.4 | 81.3 | 79.6 | 68.5 | 62.5 | 64.5 | 63.5 | 63.3 | : | : | : | -4.3 | -0.3 |
| EUR10 | | | 100.7 | 98.5 | 99.5 | 96.3 | 98.0 | 96.2 | : | : | : | : | : | | |
| E | | | 90.9 | 95.2 | 87.3 | 78.9 | 88.1 | 90.2 | : | : | : | : | : | | |
| P | | | - | - | - | - | - | - | - | - | - | - | - | | |
| USA | | | - | - | - | - | - | - | - | - | - | - | - | | |
| J | | | - | - | - | - | - | - | - | - | - | - | - | | |

1975 = 100

CONSTRUCTION DE MACHINES ET DE MATERIEL MECANIQUE

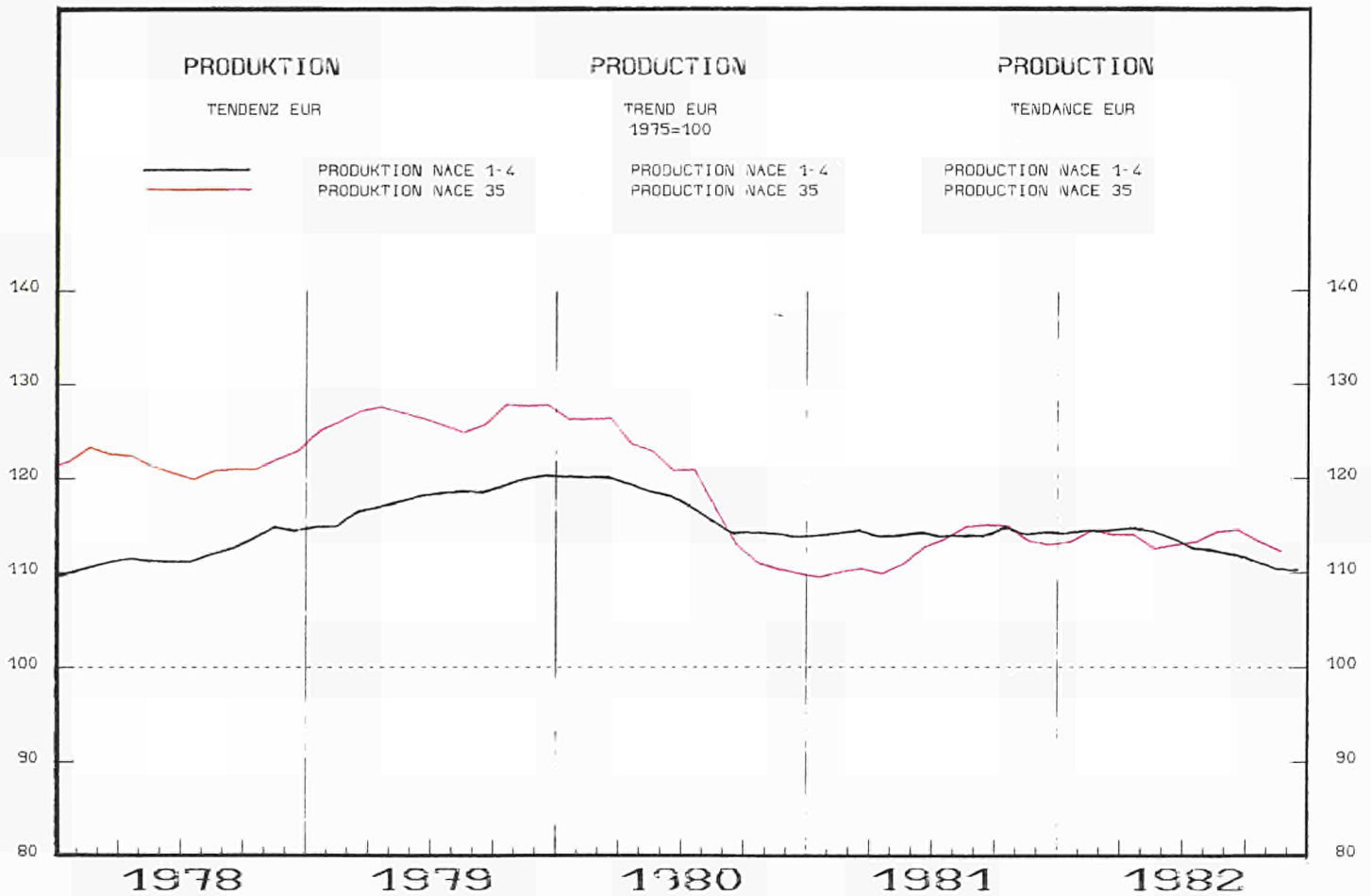
| | 1981 | | | 1982 | | | | 1982 | | | | 1982 | | | | | | |
|------------------------------|---------------------|-------|-------|-------|-------|-------|-------|-------|-------|-------|-------|-------|-------|-------|-------|---------------------------------|--|--|
| | 1980 | 1981 | 1982 | I. | II. | III. | IV. | I. | II. | III. | IV. | I. | II. | III. | IV. | | | |
| | | | | | | | | | | | | | SB | A0J | CVS | | | |
| UMSATZ | TURNOVER | | | | | | | | | | | | | | | CHIFFRE D'AFFAIRES | | |
| EUR9 | 163.7 | 172.9 | : | 162.7 | 174.4 | 162.5 | 192.0 | 176.3 | 186.6 | 171.5 | : | 179.0 | 185.1 | 184.1 | : | | | |
| D | 132.4 | 145.1 | 151.4 | 130.7 | 141.4 | 141.2 | 167.1 | 137.5 | 151.4 | 153.8 | 163.0 | 146.6 | 157.7 | 156.6 | 147.0 | | | |
| F | 156.3 | 168.5 | : | 156.8 | 171.3 | 155.1 | 190.7 | 173.4 | 193.8 | 166.3 | : | 176.3 | 188.0 | 185.0 | : | | | |
| I | 259.0 | 291.0 | : | 276.1 | 314.6 | 255.2 | 317.9 | 307.5 | 326.1 | 269.1 | : | 307.8 | 305.3 | 305.4 | : | | | |
| NL | 122.9 | 131.2 | : | 112.7 | 124.7 | 126.7 | 160.6 | 123.7 | 134.7 | 121.7 | : | 137.6 | 137.1 | 126.1 | : | | | |
| B | 129.3 | 128.3 | : | 121.9 | 134.5 | 118.4 | 138.4 | 134.8 | 149.0 | 94.9 | : | 134.0 | 140.1 | 113.9 | : | | | |
| L | 184.1 | 154.7 | 145.1 | 179.5 | 125.0 | 136.6 | 177.5 | 120.9 | 137.4 | 132.5 | 189.5 | 118.5 | 144.1 | 143.8 | 159.2 | | | |
| UK | 183.6 | 171.4 | 177.3 | 174.5 | 169.0 | 165.0 | 177.1 | 188.3 | 176.6 | 168.3 | 176.1 | 178.7 | 174.8 | 180.3 | 175.3 | | | |
| IRL | - | - | - | - | - | - | - | - | - | - | - | - | - | - | - | | | |
| DK | 166.4 | 181.3 | 209.6 | 161.7 | 189.3 | 167.3 | 207.0 | 189.3 | 221.7 | 196.7 | 230.7 | 196.0 | 215.2 | 226.0 | 211.7 | | | |
| AUFTRAGSEINGANGENGE - GESAMT | NEW ORDERS - TOTAL | | | | | | | | | | | | | | | ENTREES DE COMMANDES - ENSEMBLE | | |
| EUR9 | 166.3 | 182.8 | : | 179.7 | 184.0 | 171.8 | 195.4 | 188.7 | 180.1 | 157.0 | : | 181.5 | 178.4 | 172.2 | : | | | |
| D | 132.2 | 141.8 | 133.4 | 140.5 | 143.9 | 135.6 | 147.0 | 139.3 | 130.0 | 122.3 | 142.1 | 136.9 | 129.0 | 129.1 | 138.4 | | | |
| F | - | - | - | - | - | - | - | - | - | - | - | - | - | - | - | | | |
| I | 280.1 | 343.5 | : | 326.8 | 358.2 | 291.7 | 397.2 | 363.1 | 366.7 | 281.4 | : | 344.1 | 357.3 | 333.9 | : | | | |
| NL | 117.8 | 125.8 | : | 111.3 | 125.3 | 115.3 | 151.4 | 133.3 | 129.3 | 121.3 | : | 142.5 | 133.2 | 127.1 | : | | | |
| B | 135.2 | 133.1 | : | 137.1 | 133.1 | 130.8 | 131.1 | 135.2 | 139.7 | 128.1 | : | 126.2 | 139.0 | 138.2 | : | | | |
| L | - | - | - | - | - | - | - | - | - | - | - | - | - | - | - | | | |
| UK | 174.7 | 174.6 | 170.5 | 182.6 | 172.3 | 182.3 | 181.1 | 191.1 | 175.0 | 153.6 | 162.1 | 178.3 | 175.1 | 168.4 | 164.9 | | | |
| IRL | - | - | - | - | - | - | - | - | - | - | - | - | - | - | - | | | |
| DK | 180.5 | 205.7 | 227.3 | 200.3 | 198.3 | 197.7 | 226.4 | 240.1 | 217.7 | 212.7 | 238.7 | 231.2 | 225.7 | 232.2 | 229.8 | | | |
| AUSFUHR | EXPORTS | | | | | | | | | | | | | | | EXPORTATIONS | | |
| EUR9 | 166.7 | : | : | : | : | : | : | : | : | : | : | : | : | : | : | | | |
| D | 164.7 | 181.1 | : | 158.7 | 173.4 | 175.2 | 217.2 | 194.6 | 199.3 | 193.5 | : | 200.5 | 201.6 | 203.8 | : | | | |
| F | 175.2 | 190.3 | : | 178.2 | 196.6 | 177.5 | 208.9 | 196.7 | 210.8 | 174.1 | : | 199.4 | 202.5 | 190.2 | : | | | |
| I | 217.5 | 262.3 | : | 198.2 | 277.4 | 268.1 | 305.6 | 257.2 | 310.2 | 256.2 | : | 285.9 | 298.5 | 273.4 | : | | | |
| NL | 179.2 | 197.5 | : | 176.1 | 196.2 | 188.4 | 229.3 | 225.9 | 229.3 | 212.3 | : | 227.8 | 226.7 | 226.7 | : | | | |
| UEBL | 159.5 | 162.0 | : | 150.9 | 168.7 | 154.2 | 174.3 | 165.9 | 182.5 | 150.8 | : | 168.4 | 174.1 | 165.6 | : | | | |
| UK | 191.9 | 207.6 | : | : | : | : | 217.8 | 218.6 | 200.7 | : | : | : | : | : | : | | | |
| IRL | 371.2 | 428.2 | : | 392.2 | 418.1 | 441.4 | 461.2 | 476.9 | 579.2 | 572.0 | : | 480.0 | 557.2 | 594.6 | : | | | |
| DK | 170.9 | 198.7 | : | 181.1 | 205.5 | 181.7 | 226.6 | 204.9 | 239.3 | 186.7 | : | 207.1 | 229.8 | 209.0 | : | | | |
| GR | : | 469.7 | : | 351.6 | 609.3 | 461.9 | 455.8 | 521.4 | 386.3 | 520.1 | : | : | : | : | : | | | |
| EUR10 | : | 179.0 | : | : | : | : | 185.7 | 193.3 | 177.9 | : | : | : | : | : | : | | | |
| EINFUHR | IMPORTS | | | | | | | | | | | | | | | IMPORTATIONS | | |
| EUR9 | 204.7 | : | : | : | : | : | : | : | : | : | : | : | : | : | : | | | |
| D | 241.6 | 245.1 | : | 227.3 | 253.9 | 235.7 | 263.3 | 247.2 | 266.8 | 250.5 | : | 254.5 | 255.8 | 261.8 | : | | | |
| F | 208.4 | 223.0 | : | 221.9 | 240.3 | 203.0 | 226.8 | 239.9 | 263.7 | 217.2 | : | 233.6 | 248.1 | 239.9 | : | | | |
| I | 202.2 | 215.2 | : | 199.1 | 222.0 | 222.1 | 217.5 | 220.2 | 227.9 | 195.9 | : | 229.3 | 224.6 | 200.9 | : | | | |
| NL | 181.5 | 175.2 | : | 167.1 | 175.4 | 167.8 | 190.3 | 177.7 | 198.0 | 194.3 | : | 180.0 | 191.0 | 203.9 | : | | | |
| UEBL | 177.1 | 166.7 | : | 159.4 | 171.8 | 158.5 | 177.1 | 176.6 | 189.0 | 174.5 | : | 177.1 | 179.0 | 185.9 | : | | | |
| UK | 214.9 | 227.2 | : | 195.0 | 222.8 | 236.7 | 254.3 | 248.1 | 285.7 | 257.5 | : | 251.1 | 275.4 | 266.6 | : | | | |
| IRL | 246.6 | 257.0 | : | 229.4 | 291.1 | 280.2 | 227.5 | 266.2 | 286.4 | 234.2 | : | 264.5 | 264.5 | 243.4 | : | | | |
| DK | 150.8 | 147.6 | : | 136.1 | 152.4 | 140.9 | 161.0 | 161.9 | 180.5 | 169.5 | : | 162.0 | 174.5 | 181.8 | : | | | |
| GR | : | 140.4 | : | 74.9 | 164.4 | 152.6 | 169.8 | 156.3 | 153.7 | 156.1 | : | : | : | : | : | | | |
| EUR10 | : | 209.9 | : | 194.8 | 216.7 | 210.9 | 215.1 | 217.5 | 241.5 | 214.9 | : | : | : | : | : | | | |
| LOEHNE UND GEAELTER | WAGES AND SALARIES | | | | | | | | | | | | | | | SALAIRES ET TRAITEMENTS | | |
| EUR9 | 160.2 | 165.6 | : | 153.7 | 164.5 | 165.1 | 179.0 | 161.6 | 170.0 | 172.2 | : | 168.6 | 169.4 | 174.1 | : | | | |
| D | 136.7 | 142.8 | 144.2 | 128.3 | 143.9 | 143.6 | 155.4 | 133.9 | 144.7 | 144.6 | 153.6 | 143.6 | 143.7 | 144.9 | 144.2 | | | |
| F | 173.0 | 189.6 | : | 182.3 | 187.7 | 191.7 | 196.6 | 198.9 | 206.1 | 202.1 | : | 199.6 | 205.1 | 202.5 | : | | | |
| I | 223.8 | 263.2 | : | 221.6 | 251.4 | 261.5 | 318.2 | 241.9 | 263.4 | 274.1 | : | 269.6 | 277.0 | 277.6 | : | | | |
| NL | - | - | - | - | - | - | - | - | - | - | - | - | - | - | - | | | |
| B | 127.3 | 128.8 | : | 123.7 | 123.8 | 115.4 | 152.3 | 131.3 | 137.7 | 122.9 | : | 134.2 | 137.0 | 136.9 | : | | | |
| L | 147.1 | 153.5 | 159.7 | 139.0 | 161.7 | 143.9 | 169.3 | 146.9 | 167.0 | 148.8 | 176.5 | 158.7 | 155.9 | 158.3 | 165.0 | | | |
| UK | 160.1 | 163.6 | : | 165.0 | 161.9 | 162.9 | 164.6 | 166.4 | 164.1 | 177.0 | : | 165.1 | 161.6 | 178.7 | : | | | |
| IRL | - | - | - | - | - | - | - | - | - | - | - | - | - | - | - | | | |
| DK | 172.0 | 174.9 | 196.0 | 175.6 | 184.4 | 160.9 | 178.6 | 194.0 | 207.0 | 183.4 | 199.6 | 188.4 | 197.3 | 200.1 | 199.9 | | | |
| AUHAENIGIG BESCHAEFFTIGTE | NUMBER OF EMPLOYEES | | | | | | | | | | | | | | | NOMBRE DE SALARIES | | |
| EUR9 | 93.2 | 89.1 | : | 91.2 | 89.2 | 88.6 | 87.6 | 86.5 | 85.6 | 86.0 | : | : | : | : | : | | | |
| D | 95.3 | 95.2 | 92.9 | 95.6 | 94.9 | 95.4 | 94.9 | 93.9 | 93.0 | 92.8 | 92.0 | : | : | : | : | | | |
| F | 92.7 | 89.8 | : | 90.9 | 90.3 | 89.4 | 88.7 | 88.2 | 88.2 | 86.8 | : | : | : | : | : | | | |
| I | 93.9 | 90.0 | : | 91.6 | 90.7 | 89.5 | 88.0 | 86.7 | 86.0 | 84.9 | : | : | : | : | : | | | |
| NL | 89.0 | 86.0 | : | 87.8 | 86.4 | 85.3 | 84.4 | 82.7 | 82.1 | 81.8 | : | : | : | : | : | | | |
| B | 82.5 | 83.3 | : | 87.4 | 79.3 | 78.4 | 78.0 | 76.8 | 76.1 | 75.5 | : | : | : | : | : | | | |
| L | 98.2 | 95.9 | 91.5 | 97.1 | 96.0 | 95.6 | 95.0 | 93.6 | 91.9 | 91.0 | 89.6 | : | : | : | : | | | |
| UK | 90.6 | 80.5 | : | 84.1 | 80.8 | 79.5 | 77.6 | 76.1 | 74.8 | 77.6 | : | : | : | : | : | | | |
| IRL | 146.8 | 141.7 | : | 142.6 | 142.6 | 140.7 | 140.7 | 140.7 | 138.9 | 138.9 | : | : | : | : | : | | | |
| DK | 108.1 | 99.0 | 99.7 | 101.3 | 99.6 | 97.9 | 97.4 | 99.3 | 100.1 | 100.0 | 99.6 | : | : | : | : | | | |



| 1980 | | | 1981 | | | 1982 | | | 1982 | | | 1983 | | | %A | %B |
|------------------------------|-------|-------|-------|-------|-------|-------|-------|-------|-------|-------|-------|-------|-------|------|-------|----|
| 1980 | | | 1981 | | | 1982 | | | 1982 | | | 1983 | | | %A | %B |
| 1980 | | | 1981 | | | 1982 | | | 1982 | | | 1983 | | | %A | %B |
| PRODUKTIONSINDIZES | | | | | | | | | | | | | | | | |
| PROUCTIONS INDICES | | | | | | | | | | | | | | | | |
| INDICES DE PRODUCTION | | | | | | | | | | | | | | | | |
| PER WORKING DAY | | | | | | | | | | | | | | | | |
| PAR JOUR OUVRABLE | | | | | | | | | | | | | | | | |
| EUR9 | 120.7 | 117.4 | 119.9 | 129.9 | 124.3 | 114.8 | 98.9 | 87.2 | 126.0 | 125.9 | 130.0 | 124.3 | : | 2.1 | 0.0 | |
| D | 123.9 | 121.4 | 122.0 | 136.3 | 123.8 | 119.0 | 95.9 | 94.2 | 127.2 | 126.0 | 128.7 | 113.2 | 108.7 | -1.0 | -8.7 | |
| F | 124.9 | 126.8 | 127.5 | 138.6 | 164.7 | 112.3 | 93.0 | 93.0 | 134.5 | 130.9 | 140.1 | 167.9 | 116.8 | 0.7 | 3.9 | |
| I | 127.0 | 117.5 | 126.4 | 133.4 | 105.8 | 133.9 | 127.8 | 40.0 | 136.2 | 135.3 | 139.8 | 111.6 | : | 7.6 | 5.5 | |
| NL | 133.9 | 135.4 | 135.2 | 136.0 | 148.0 | 123.0 | 116.0 | 112.0 | 141.0 | 147.0 | 134.0 | 160.0 | : | 1.4 | 8.1 | |
| B | 110.1 | 101.8 | : | 110.3 | 97.1 | 105.4 | 62.1 | 96.0 | 112.8 | 119.2 | : | : | : | 0.2 | 9.8 | |
| L | - | - | - | - | - | - | - | - | - | - | - | - | - | - | - | |
| UK | 100.9 | 95.5 | 97.9 | 106.5 | 91.8 | 93.0 | 91.6 | 87.0 | 101.0 | 104.4 | 110.2 | 94.3 | : | 2.5 | 2.7 | |
| IHL | 160.3 | 172.1 | 175.5 | 201.1 | 180.0 | 147.1 | 168.5 | 145.1 | 200.4 | 178.6 | 199.7 | 172.5 | : | 2.0 | -4.1 | |
| DK | 131.8 | 127.2 | 133.7 | 138.0 | 150.0 | 119.0 | 73.0 | 126.0 | 152.0 | 144.0 | 152.0 | 153.0 | : | 5.1 | 2.0 | |
| GR | 148.2 | 151.3 | : | 185.0 | 152.3 | 136.0 | 108.8 | 60.0 | 145.1 | 125.6 | 148.1 | : | : | -9.1 | -19.9 | |
| EUR10 | 120.7 | 117.4 | 119.8 | 130.0 | 124.3 | 114.8 | 98.7 | 87.0 | 125.8 | 125.7 | 129.8 | 124.2 | : | 2.0 | -0.1 | |
| E | 90.5 | 93.4 | : | 100.0 | 92.4 | 89.3 | 88.8 | 37.6 | 86.0 | 82.1 | 85.6 | : | : | -7.1 | -14.4 | |
| P | 166.5 | 169.0 | : | 209.2 | 178.6 | 174.8 | 172.8 | : | : | : | : | : | : | 8.5 | : | |
| USA | 148.3 | 153.2 | : | 152.9 | 146.1 | 141.9 | 142.5 | 144.2 | 146.4 | 148.3 | : | : | : | -4.2 | -6.7 | |
| J | 212.1 | 256.0 | : | 290.7 | 286.2 | 244.6 | 295.3 | 267.6 | 314.2 | : | : | : | : | 15.7 | : | |
| SAISONBEREINIGT | | | | | | | | | | | | | | | | |
| SEASONALLY ADJUSTED | | | | | | | | | | | | | | | | |
| DESAISONNALISE | | | | | | | | | | | | | | | | |
| EUR9 | | | | 116.9 | 115.1 | 120.2 | 116.6 | 119.3 | 121.0 | 119.4 | 118.2 | 116.4 | : | -0.8 | -1.5 | |
| D | | | | 120.6 | 117.7 | 128.5 | 115.0 | 124.6 | 122.6 | 120.0 | 114.9 | 109.6 | 118.5 | -6.6 | 8.1 | |
| F | | | | 126.1 | 127.0 | 122.7 | 123.5 | 124.2 | 129.1 | 125.3 | 127.9 | 126.4 | 128.2 | 1.0 | 1.5 | |
| I | | | | 117.3 | 112.4 | 126.1 | 126.6 | 120.7 | 128.0 | 126.4 | 125.9 | 123.1 | : | 0.0 | -2.2 | |
| NL | | | | 132.3 | 132.7 | 131.9 | 137.3 | 134.2 | 135.5 | 138.2 | 131.5 | 143.6 | : | 1.5 | 9.1 | |
| B | | | | 99.3 | 95.7 | 105.7 | 97.4 | 96.0 | 105.3 | 113.5 | : | : | : | 0.2 | 7.8 | |
| L | | | | - | - | - | - | - | - | - | - | - | - | - | - | |
| UK | | | | 98.0 | 95.8 | 96.5 | 98.3 | 101.0 | 101.3 | 101.2 | 101.9 | 99.7 | : | 0.8 | -2.1 | |
| IHL | | | | 189.0 | 185.9 | 158.9 | 185.5 | 176.5 | 190.2 | 175.6 | 184.9 | 179.9 | : | -2.1 | -2.7 | |
| DK | | | | 122.3 | 131.1 | 125.1 | 131.7 | 124.7 | 122.9 | 129.7 | 137.3 | 135.2 | : | 6.0 | -1.6 | |
| GR | | | | 172.3 | 145.0 | 146.8 | 124.9 | 121.3 | 134.1 | 119.8 | 132.0 | : | : | 0.3 | 10.1 | |
| EUR10 | | | | 117.0 | 115.1 | 120.3 | 116.4 | 119.2 | 120.8 | 119.6 | 118.0 | 116.2 | : | -0.7 | -1.5 | |
| E | | | | 91.4 | 96.8 | 91.5 | 83.0 | 93.1 | 80.3 | 76.0 | 76.6 | : | : | -9.8 | 0.7 | |
| P | | | | - | - | - | - | - | - | - | - | - | - | - | - | |
| USA | | | | - | - | - | - | - | - | - | - | - | - | - | - | |
| J | | | | - | - | - | - | - | - | - | - | - | - | - | - | |

1975 = 100

| | 1980 | | | 1981 | | | | 1982 | | | | 1982 | | | |
|-----------------------------------|----------------------------|-------|-------|-------|-------|-------|-------|--|-------|-------|-------|-------|-------|-------|-------|
| | | | | I. | II. | III. | IV. | I. | II. | III. | IV. | I. | II. | III. | IV. |
| | SB - ADJ - CVS | | | | | | | | | | | | | | |
| UMSATZ | TURNOVER | | | | | | | CHIFFRE D'AFFAIRES | | | | | | | |
| EUR9 | 226.9 | 245.3 | : | 229.4 | 239.6 | 231.9 | 280.2 | 253.4 | 266.5 | 246.6 | : | 257.3 | 268.8 | 266.6 | : |
| D | 143.8 | 150.3 | 155.2 | 140.3 | 142.6 | 152.7 | 165.7 | 148.2 | 150.9 | 154.3 | 167.5 | 154.0 | 155.9 | 155.6 | 155.4 |
| F | 199.6 | 226.2 | : | 204.0 | 228.7 | 202.5 | 269.8 | 232.9 | 262.9 | 215.5 | : | 230.2 | 257.5 | 249.4 | : |
| I | 247.5 | 283.4 | : | 253.8 | 287.7 | 253.3 | 338.6 | 293.2 | 347.1 | 289.7 | : | 301.8 | 339.4 | 333.5 | : |
| NL | 150.2 | 151.7 | : | 143.0 | 149.0 | 143.0 | 172.0 | 148.0 | 156.0 | 144.0 | : | 156.3 | 157.6 | 149.7 | : |
| B | 141.5 | 140.8 | : | 130.1 | 145.0 | 129.1 | 159.1 | 148.6 | 150.7 | 142.4 | : | 148.8 | 149.7 | 162.0 | : |
| L | - | - | - | - | - | - | - | - | - | - | - | - | - | - | - |
| UK | 189.3 | 199.2 | 216.8 | 204.4 | 185.4 | 189.2 | 217.6 | 225.1 | 200.1 | 208.3 | 233.5 | 213.6 | 210.6 | 220.2 | 222.8 |
| IRL | - | - | - | - | - | - | - | - | - | - | - | - | - | - | - |
| DK | 170.9 | 182.2 | 208.6 | 172.3 | 177.7 | 169.0 | 209.7 | 196.7 | 209.0 | 185.3 | 243.3 | 195.7 | 210.2 | 205.5 | 220.7 |
| AUFTRAGSEINGANGEN - GESAMT | NEW ORDERS - TOTAL | | | | | | | ENTREES DE COMMANDES - ENSEMBLE | | | | | | | |
| EUR9 | - | - | - | - | - | - | - | - | - | - | - | - | - | - | - |
| D | : | : | : | : | : | : | : | : | : | : | : | : | : | : | : |
| F | - | - | - | - | - | - | - | - | - | - | - | - | - | - | - |
| I | - | - | - | - | - | - | - | - | - | - | - | - | - | - | - |
| NL | 146.6 | 149.6 | : | 154.6 | 147.6 | 140.6 | 155.6 | 156.6 | 151.6 | 117.7 | : | 153.1 | 152.7 | 126.0 | : |
| B | 120.1 | 125.8 | : | 127.2 | 123.7 | 125.0 | 127.5 | 131.4 | 124.2 | 115.1 | : | 126.9 | 126.5 | 127.0 | : |
| L | - | - | - | - | - | - | - | - | - | - | - | - | - | - | - |
| UK | 199.7 | 206.9 | 205.6 | 211.4 | 183.5 | 226.9 | 206.0 | 209.1 | 209.7 | 198.3 | 205.5 | 197.8 | 215.9 | 204.0 | 206.3 |
| IRL | - | - | - | - | - | - | - | - | - | - | - | - | - | - | - |
| DK | 166.8 | 184.6 | 207.3 | 181.5 | 188.5 | 168.5 | 199.8 | 209.5 | 203.8 | 192.5 | 223.5 | 203.6 | 202.4 | 212.5 | 213.6 |
| AUSFUHR | EXPORTS | | | | | | | EXPORTATIONS | | | | | | | |
| EUR9 | 195.3 | : | : | : | : | : | : | : | : | : | : | : | : | : | : |
| D | 201.1 | 219.4 | : | 198.7 | 205.1 | 216.3 | 257.6 | 240.6 | 249.5 | 248.3 | : | 246.0 | 254.7 | 258.2 | : |
| F | 209.8 | 238.9 | : | 220.9 | 243.1 | 219.7 | 272.1 | 248.4 | 274.9 | 221.4 | : | 247.4 | 270.2 | 245.4 | : |
| I | 198.4 | 233.4 | : | 176.0 | 248.7 | 232.7 | 276.1 | 257.4 | 272.0 | 241.9 | : | 278.7 | 267.0 | 262.6 | : |
| NL | 176.8 | 185.0 | : | 179.8 | 186.7 | 160.5 | 212.9 | 196.9 | 207.6 | 184.9 | : | 197.0 | 210.6 | 200.9 | : |
| UEBL | 189.9 | 196.6 | : | 177.0 | 192.7 | 183.4 | 233.5 | 188.3 | 190.0 | 168.8 | : | 188.8 | 192.9 | 188.4 | : |
| UK | 208.7 | 241.6 | : | : | : | : | 250.6 | 275.6 | 270.1 | : | : | : | : | : | : |
| IRL | 355.7 | 453.3 | : | 389.6 | 437.0 | 434.8 | 551.6 | 515.2 | 554.1 | 556.8 | : | 526.2 | 540.6 | 577.3 | : |
| DK | 182.7 | 206.6 | : | 190.1 | 197.0 | 192.2 | 247.3 | 221.9 | 229.8 | 212.6 | : | 226.7 | 232.5 | 229.9 | : |
| GR | : | 291.7 | : | 172.4 | 276.8 | 352.4 | 365.2 | 335.0 | 313.1 | 202.1 | : | : | : | : | : |
| EUR10 | : | 189.0 | : | : | : | : | : | 198.1 | 212.4 | 205.2 | : | : | : | : | : |
| EINFUHR | IMPORTS | | | | | | | IMPORTATIONS | | | | | | | |
| EUR9 | 264.3 | : | : | : | : | : | : | : | : | : | : | : | : | : | : |
| D | 254.0 | 281.2 | : | 255.9 | 265.3 | 278.7 | 325.0 | 300.8 | 305.7 | 294.7 | : | 305.7 | 312.9 | 308.5 | : |
| F | 240.7 | 274.8 | : | 257.5 | 265.5 | 260.2 | 316.1 | 292.0 | 328.5 | 261.7 | : | 295.1 | 322.0 | 287.4 | : |
| I | 272.8 | 288.1 | : | 254.7 | 285.0 | 294.6 | 318.0 | 321.4 | 340.3 | 278.8 | : | 330.7 | 342.4 | 297.9 | : |
| NL | 179.0 | 180.0 | : | 172.6 | 170.7 | 175.3 | 201.4 | 175.4 | 186.0 | 181.7 | : | 181.1 | 188.7 | 189.0 | : |
| UEBL | 181.2 | 186.2 | : | 174.7 | 183.8 | 178.2 | 208.1 | 179.9 | 180.2 | 169.4 | : | 180.5 | 179.9 | 185.1 | : |
| UK | 256.8 | 350.8 | : | 281.4 | 326.3 | 376.6 | 419.0 | 346.9 | 366.1 | 371.5 | : | 367.9 | 379.2 | 367.4 | : |
| IRL | 304.2 | 386.8 | : | 337.1 | 376.6 | 420.0 | 413.5 | 441.1 | 415.3 | 407.6 | : | 443.2 | 425.7 | 412.1 | : |
| DK | 155.9 | 162.7 | : | 143.2 | 146.4 | 159.9 | 201.5 | 177.1 | 186.5 | 170.1 | : | 179.2 | 194.9 | 182.9 | : |
| GR | : | 196.7 | : | 127.3 | 197.5 | 180.1 | 282.0 | 227.8 | 212.9 | 200.7 | : | : | : | : | : |
| EUR10 | : | 291.1 | : | 250.3 | 278.8 | 304.2 | 331.4 | 294.0 | 314.9 | 292.3 | : | : | : | : | : |
| ABHAENIG BESCHAEFFTIGTE | NUMBER OF EMPLOYEES | | | | | | | NUMBRE DE SALARIES | | | | | | | |
| EUR9 | 93.9 | 89.5 | : | 90.9 | 89.7 | 89.1 | 88.3 | 87.0 | 86.4 | 86.8 | : | : | : | : | : |
| D | 95.7 | 93.0 | 89.2 | 94.2 | 93.1 | 92.9 | 91.9 | 90.3 | 89.4 | 89.3 | 87.9 | : | : | : | : |
| F | 93.8 | 90.9 | : | 91.7 | 91.2 | 90.5 | 90.2 | 90.1 | 90.6 | 90.2 | : | : | : | : | : |
| I | - | - | - | - | - | - | - | - | - | - | - | - | - | - | - |
| NL | 92.5 | 90.3 | : | 91.2 | 90.8 | 90.1 | 89.1 | 87.9 | 87.3 | 86.4 | : | : | : | : | : |
| B | 87.1 | 80.3 | : | 80.2 | 81.2 | 79.5 | 80.5 | 79.1 | 78.4 | 77.7 | : | : | : | : | : |
| L | - | - | - | - | - | - | - | - | - | - | - | - | - | - | - |
| UK | 91.7 | 83.6 | : | 86.1 | 83.9 | 82.8 | 81.4 | 79.8 | 78.8 | 80.7 | : | : | : | : | : |
| IRL | 149.5 | 151.6 | : | 148.4 | 149.5 | 151.6 | 156.8 | 155.8 | 158.9 | 158.9 | : | : | : | : | : |
| DK | 99.4 | 96.6 | 93.3 | 96.6 | 95.8 | 96.6 | 97.3 | 93.4 | 92.9 | 92.2 | 94.7 | : | : | : | : |



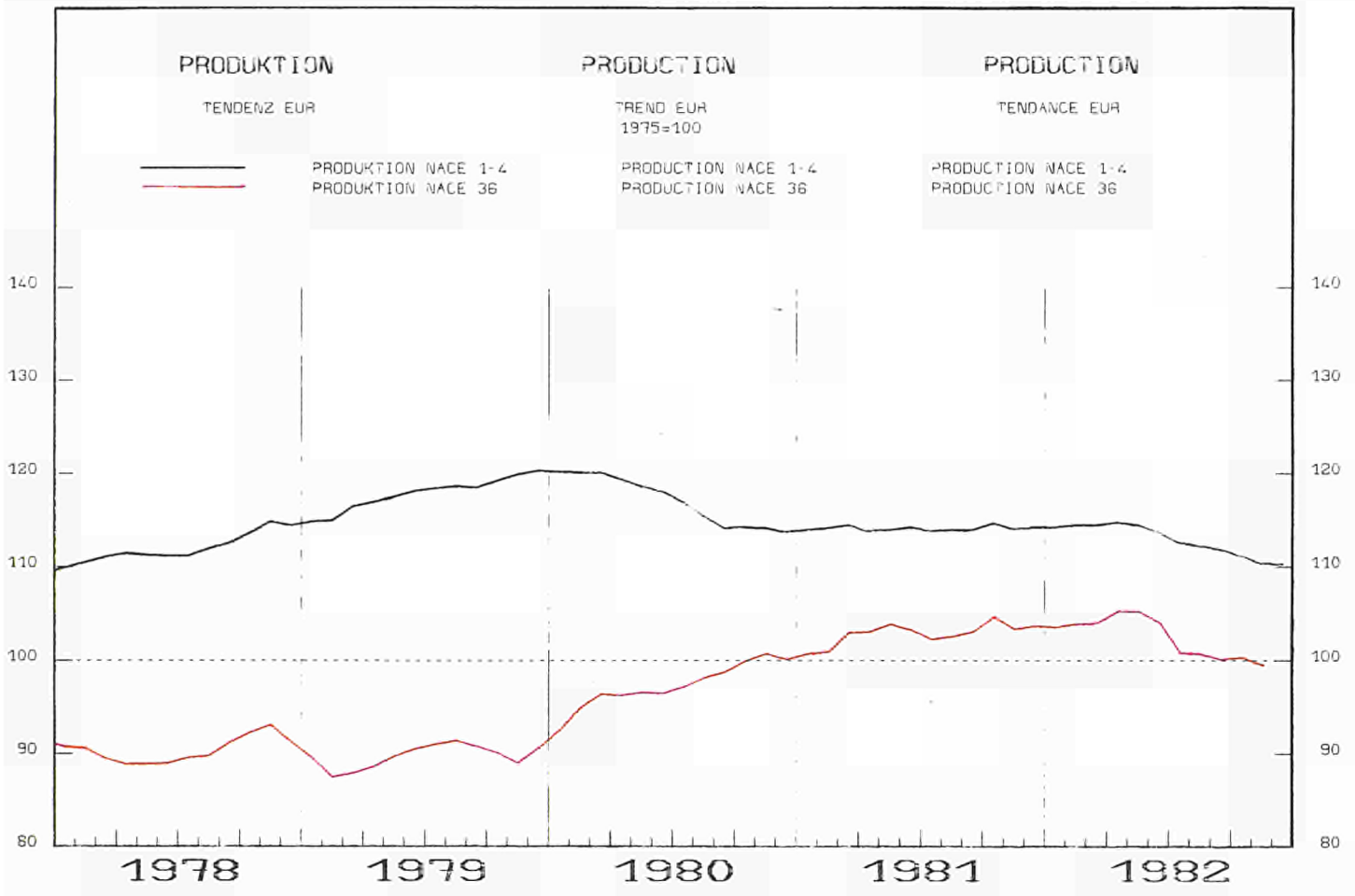
| 1980 | | 1981 | | 1982 | | 1982 | | 1982 | | 1983 | | XA | | XB | |
|------|----|------|----|------|----|------|----|------|----|------|--|----|--|----|--|
| 11 | 12 | 01 | 07 | 08 | 09 | 10 | 11 | 12 | 01 | | | | | | |

| PRODUKTIONSINDIZES PRO ARBEITSTAG | INDICES OF PRODUCTION PER WORKING DAY | | | | | | | | | | | | INDICES DE PRODUCTION PAR JOUR OUVRABLE | | | |
|--------------------------------------|--|-------|-------|-------|-------|-------|-------|-------|-------|-------|-------|-------|--|-------|-------|------|
| | EUR9 | 119.1 | 113.4 | 113.0 | 124.9 | 108.8 | 119.0 | 99.8 | 56.5 | 117.0 | 120.5 | 121.4 | 106.9 | : | -0.3 | -1.8 |
| D | 122.9 | 127.0 | 128.1 | 147.1 | 121.0 | 140.0 | 100.9 | 93.1 | 126.0 | 124.4 | 128.7 | 107.1 | 119.8 | -2.0 | -14.4 | |
| F | 132.6 | 121.1 | 125.0 | 133.4 | 131.4 | 131.1 | 112.3 | 31.4 | 136.5 | 152.0 | 154.1 | 133.8 | 129.7 | 3.2 | -1.0 | |
| I | 125.0 | 114.0 | 103.1 | 113.6 | 86.2 | 105.2 | 115.0 | 18.4 | 110.7 | 96.8 | 98.1 | 108.0 | : | -9.6 | 25.2 | |
| NL | : | : | : | : | : | : | : | : | : | : | : | : | : | : | : | |
| B | 123.4 | 128.1 | : | 143.2 | 128.9 | 158.5 | 123.8 | 105.7 | 160.8 | 161.8 | : | : | : | 16.6 | 13.9 | |
| L | - | - | - | - | - | - | - | - | - | - | - | - | - | - | - | |
| UK | 85.9 | 73.4 | 70.4 | 77.8 | 65.0 | 68.2 | 62.9 | 52.1 | 67.1 | 76.2 | 75.7 | 60.9 | : | -4.2 | -6.3 | |
| IKL | 116.5 | 98.0 | 85.7 | 98.0 | 82.7 | 105.8 | 68.4 | 46.9 | 68.1 | 79.7 | 84.5 | 86.8 | : | -12.5 | 5.0 | |
| DK | 138.6 | 160.5 | 165.5 | 164.0 | 156.0 | 141.0 | 93.0 | 164.0 | 197.0 | 172.0 | 168.0 | 153.0 | : | 3.1 | -1.9 | |
| GR | 298.3 | 343.8 | : | 419.2 | 606.4 | 382.1 | 252.4 | 239.6 | 270.0 | 243.9 | 326.1 | : | : | 11.6 | -22.2 | |
| EUR10 | 119.2 | 113.4 | 113.1 | 124.9 | 108.9 | 119.1 | 99.9 | 56.5 | 117.1 | 120.5 | 121.5 | 106.9 | : | -0.3 | -1.8 | |
| E | 165.0 | 148.5 | : | 166.0 | 173.3 | 114.6 | 149.7 | 18.9 | 126.2 | 135.1 | 130.4 | : | : | -20.9 | -21.4 | |
| P | 171.3 | 207.9 | : | 224.1 | 223.3 | 193.4 | 200.4 | : | : | : | : | : | : | 10.4 | : | |
| USA | 107.1 | 110.1 | : | 97.5 | 85.7 | 80.0 | 103.3 | 93.8 | 98.4 | 97.9 | : | : | : | -13.0 | -10.3 | |
| J | 170.4 | 173.4 | : | 175.9 | 171.3 | 150.8 | 179.9 | 128.0 | 178.7 | : | : | : | : | -2.2 | : | |

| SAISONBEREINIGT | SEASONALLY ADJUSTED | | | | | | | | | | | | DESAISONNALISE | | | |
|-----------------|---------------------|-------|-------|-------|-------|-------|-------|-------|-------|-------|-------|-------|----------------|--|--|--|
| | EUR9 | 112.5 | 112.3 | 114.1 | 114.3 | 114.0 | 114.7 | 114.8 | 110.4 | 111.8 | : | -1.7 | 1.3 | | | |
| D | | 133.1 | 128.5 | 139.1 | 128.9 | 128.9 | 125.4 | 122.4 | 116.9 | 115.7 | 118.7 | -6.7 | 2.6 | | | |
| F | | 115.2 | 124.9 | 119.1 | 123.1 | 122.0 | 125.2 | 137.4 | 137.2 | 131.2 | 122.8 | 1.7 | -6.4 | | | |
| I | | 97.7 | 89.8 | 95.5 | 109.6 | 103.8 | 109.4 | 96.5 | 83.8 | 106.8 | : | -11.1 | 27.4 | | | |
| NL | | : | : | : | : | : | : | : | : | : | : | : | : | | | |
| B | | 135.3 | 132.4 | 149.9 | 164.7 | 126.4 | 153.6 | 157.9 | : | : | : | : | 2.8 | | | |
| L | | - | - | - | - | - | - | - | - | - | - | - | - | | | |
| UK | | 76.9 | 73.1 | 68.1 | 67.2 | 71.4 | 75.2 | 72.6 | 74.5 | 71.0 | : | 2.0 | -4.6 | | | |
| IKL | | 91.2 | 91.9 | 101.5 | 82.0 | 84.1 | 68.2 | 75.7 | 77.1 | 90.6 | : | 3.9 | 17.5 | | | |
| DK | | 157.6 | 150.1 | 166.7 | 145.9 | 170.0 | 184.8 | 169.3 | 164.1 | 152.9 | : | -2.9 | -6.8 | | | |
| GR | | 415.6 | 526.0 | 471.7 | 296.8 | 341.3 | 297.3 | 236.0 | 315.0 | : | : | -18.9 | 33.5 | | | |
| EUR10 | | 112.5 | 112.3 | 114.1 | 114.3 | 114.0 | 114.8 | 114.8 | 110.4 | 111.8 | : | -1.7 | 1.3 | | | |
| E | | 152.3 | 137.7 | 141.5 | 129.4 | 102.8 | 131.6 | 100.5 | 109.4 | : | : | 2.0 | 8.8 | | | |
| P | | - | - | - | - | - | - | - | - | - | - | - | - | | | |
| USA | | - | - | - | - | - | - | - | - | - | - | - | - | | | |
| J | | - | - | - | - | - | - | - | - | - | - | - | - | | | |

1975 = 100

| | 1981 | | | 1982 | | | | 1982 | | | | 1982 | | | |
|-------------------------|---------------------|-------|-------|-------|-------|-------|-------|-------------------------|--------|--------|-------|-------|--------|--------|-------|
| | 1980 | 1981 | 1982 | I. | II. | III. | IV. | I. | II. | III. | IV. | I. | II. | III. | IV. |
| SB - ADJ - CVS | | | | | | | | | | | | | | | |
| UMSATZ | TURNOVER | | | | | | | CHIFFRE D'AFFAIRES | | | | | | | |
| EUR9 | 196.8 | 209.3 | : | 206.9 | 215.7 | 188.9 | 225.7 | 236.1 | 243.6 | 197.2 | : | 226.7 | 231.0 | 227.5 | : |
| D | 163.6 | 176.3 | 189.0 | 168.8 | 178.1 | 162.9 | 195.6 | 198.2 | 204.3 | 165.4 | 188.5 | 192.4 | 196.7 | 185.8 | 186.1 |
| F | 218.2 | 235.6 | : | 231.1 | 244.8 | 204.2 | 262.5 | 264.8 | 275.3 | 232.3 | : | 257.7 | 265.8 | 270.9 | : |
| I | 262.9 | 293.7 | : | 314.6 | 326.5 | 243.4 | 290.5 | 317.1 | 345.2 | 242.1 | : | 295.3 | 318.2 | 296.5 | : |
| NL | : | : | : | : | : | : | : | : | : | : | : | : | : | : | : |
| B | 163.2 | 180.3 | : | 172.3 | 194.2 | 145.2 | 209.7 | 231.7 | 244.3 | 182.1 | : | 211.2 | 226.1 | 237.8 | : |
| L | - | - | - | - | - | - | - | - | - | - | - | - | - | - | - |
| UK | 195.1 | 183.9 | 204.7 | 178.7 | 173.1 | 191.9 | 192.1 | 215.2 | 202.8 | 185.3 | 215.5 | 201.2 | 195.5 | 202.8 | 223.6 |
| IRL | - | - | - | - | - | - | - | - | - | - | - | - | - | - | - |
| DK | 214.2 | 262.4 | 293.9 | 243.0 | 299.0 | 249.3 | 258.3 | 265.3 | 329.3 | 270.7 | 310.3 | 275.2 | 303.0 | 299.1 | 300.8 |
| AUSFUHR | EXPORTS | | | | | | | EXPORTATIONS | | | | | | | |
| EUR9 | 171.6 | : | : | : | : | : | : | : | : | : | : | : | : | : | : |
| D | 227.2 | 266.2 | : | 226.9 | 256.9 | 254.6 | 326.3 | 323.8 | 347.9 | 302.0 | : | 321.4 | 340.7 | 340.9 | : |
| F | 205.0 | 213.5 | : | 212.9 | 217.6 | 191.4 | 232.2 | 232.6 | 223.1 | 184.5 | : | 226.6 | 216.1 | 212.5 | : |
| I | 162.0 | 170.8 | : | 153.1 | 185.3 | 162.1 | 182.8 | 163.9 | 193.7 | 152.2 | : | 174.5 | 170.3 | 180.4 | : |
| NL | 222.0 | 236.1 | : | 213.2 | 225.5 | 239.9 | 265.9 | 261.4 | 271.0 | 224.6 | : | 256.2 | 268.9 | 253.1 | : |
| UEBL | 216.5 | 241.3 | : | 222.1 | 265.3 | 205.4 | 272.5 | 288.8 | 309.5 | 219.7 | : | 274.2 | 291.4 | 283.3 | : |
| UK | 172.7 | 188.4 | : | : | : | : | : | 186.0 | 200.9 | 156.8 | : | : | : | : | : |
| IRL | 801.0 | 785.7 | : | 698.9 | 902.6 | 638.5 | 902.8 | 982.3 | 1533.3 | 1191.8 | : | 991.0 | 1442.4 | 1313.5 | : |
| DK | 274.2 | 284.7 | : | 275.1 | 314.4 | 261.4 | 287.8 | 319.6 | 335.5 | 296.7 | : | 329.8 | 310.9 | 306.4 | : |
| GR | : | 338.5 | : | 116.5 | 408.5 | 436.5 | 392.5 | 403.0 | 388.1 | 168.7 | : | : | : | : | : |
| EUR10 | : | 198.4 | : | : | : | : | : | 214.4 | 225.8 | 193.3 | : | : | : | : | : |
| EINFUHR | IMPORTS | | | | | | | IMPORTATIONS | | | | | | | |
| EUR9 | 356.8 | : | : | : | : | : | : | : | : | : | : | : | : | : | : |
| D | 229.0 | 244.3 | : | 242.2 | 264.6 | 229.7 | 240.8 | 267.5 | 277.4 | 232.6 | : | 260.7 | 253.0 | 261.9 | : |
| F | 283.4 | 326.4 | : | 325.2 | 326.1 | 270.6 | 383.8 | 376.3 | 435.4 | 289.7 | : | 359.8 | 411.7 | 358.3 | : |
| I | 420.1 | 457.3 | : | 407.7 | 485.0 | 444.5 | 492.3 | 451.6 | 539.4 | 448.6 | : | 477.2 | 527.5 | 482.9 | : |
| NL | 172.3 | 171.0 | : | 183.9 | 185.0 | 145.2 | 169.9 | 173.7 | 207.9 | 162.5 | : | 170.4 | 195.3 | 194.6 | : |
| UEBL | 216.2 | 229.1 | : | 225.8 | 260.2 | 197.1 | 233.5 | 256.2 | 273.0 | 236.3 | : | 247.5 | 257.1 | 271.4 | : |
| UK | 374.6 | 417.8 | : | 351.8 | 402.9 | 423.2 | 493.4 | 556.7 | 625.4 | 489.3 | : | 532.6 | 591.9 | 552.2 | : |
| IRL | 384.4 | 424.8 | : | 420.0 | 466.6 | 382.2 | 430.4 | 463.6 | 447.1 | 265.3 | : | 446.7 | 389.6 | 317.5 | : |
| DK | 127.4 | 128.6 | : | 107.1 | 148.1 | 121.6 | 137.8 | 146.1 | 188.8 | 142.3 | : | 143.4 | 167.7 | 165.0 | : |
| GR | : | 192.2 | : | 101.9 | 177.9 | 235.7 | 253.3 | 282.5 | 238.3 | 271.0 | : | : | : | : | : |
| EUR10 | : | 397.0 | : | 407.5 | 432.1 | 360.2 | 388.2 | 438.4 | 479.3 | 432.5 | : | : | : | : | : |
| LOEHNE UND GELAEHTER | WAGES AND SALARIES | | | | | | | SALAIRES ET TRAITEMENTS | | | | | | | |
| EUR9 | 180.8 | 193.0 | : | 172.6 | 189.3 | 196.8 | 213.4 | 187.3 | 199.7 | 211.2 | : | 200.3 | 202.1 | 209.2 | : |
| D | 166.7 | 174.5 | 181.3 | 151.8 | 166.9 | 185.3 | 193.8 | 164.4 | 174.9 | 192.1 | 193.8 | 180.6 | 180.4 | 182.9 | 180.7 |
| F | 179.7 | 186.3 | : | 180.9 | 184.1 | 188.0 | 192.3 | 198.3 | 208.3 | 208.3 | : | 196.2 | 206.6 | 207.6 | : |
| I | 238.7 | 281.3 | : | 237.5 | 290.7 | 269.7 | 327.2 | 253.4 | 276.4 | 306.2 | : | 282.6 | 273.7 | 315.4 | : |
| NL | - | - | - | - | - | - | - | - | - | - | - | - | - | - | - |
| B | 166.5 | 167.9 | : | 151.7 | 156.1 | 143.1 | 220.6 | 173.8 | 189.7 | 152.1 | : | 181.5 | 188.8 | 182.1 | : |
| L | - | - | - | - | - | - | - | - | - | - | - | - | - | - | - |
| UK | - | - | - | - | - | - | - | - | - | - | - | - | - | - | - |
| IRL | - | - | - | - | - | - | - | - | - | - | - | - | - | - | - |
| DK | 211.9 | 223.5 | 232.5 | 223.0 | 242.0 | 207.1 | 222.0 | 232.3 | 249.8 | 215.0 | 232.8 | 222.3 | 233.2 | 235.8 | 238.8 |
| ABHAENIG BESCHAEFFTIGTE | NUMBER OF EMPLOYEES | | | | | | | NOMBRE DE SALARIES | | | | | | | |
| EUR9 | 105.5 | 98.0 | : | 100.3 | 98.4 | 97.1 | 96.2 | 95.7 | 94.9 | 94.1 | : | : | : | : | : |
| D | 118.7 | 116.6 | 116.7 | 116.3 | 115.9 | 117.0 | 117.0 | 117.2 | 116.7 | 117.1 | 116.0 | : | : | : | : |
| F | 100.3 | 92.7 | : | 94.9 | 93.2 | 91.9 | 90.8 | 90.5 | 91.2 | 90.1 | : | : | : | : | : |
| I | 106.4 | 101.9 | : | 104.5 | 103.0 | 100.8 | 99.3 | 98.9 | 97.8 | 96.5 | : | : | : | : | : |
| NL | : | : | : | : | : | : | : | : | : | : | : | : | : | : | : |
| B | 117.0 | 105.8 | : | 112.2 | 103.9 | 103.8 | 103.4 | 103.4 | 102.1 | 102.4 | : | : | : | : | : |
| L | - | - | - | - | - | - | - | - | - | - | - | - | - | - | - |
| UK | 91.6 | 75.9 | : | 81.0 | 77.3 | 73.4 | 71.8 | 70.2 | 68.0 | 66.1 | : | : | : | : | : |
| IRL | 104.8 | 92.9 | : | 103.2 | 88.9 | 90.5 | 88.9 | 82.5 | 82.5 | 84.1 | : | : | : | : | : |
| DK | 133.1 | 127.9 | 121.3 | 128.8 | 128.9 | 128.8 | 125.1 | 117.8 | 123.4 | 119.7 | 124.3 | : | : | : | : |



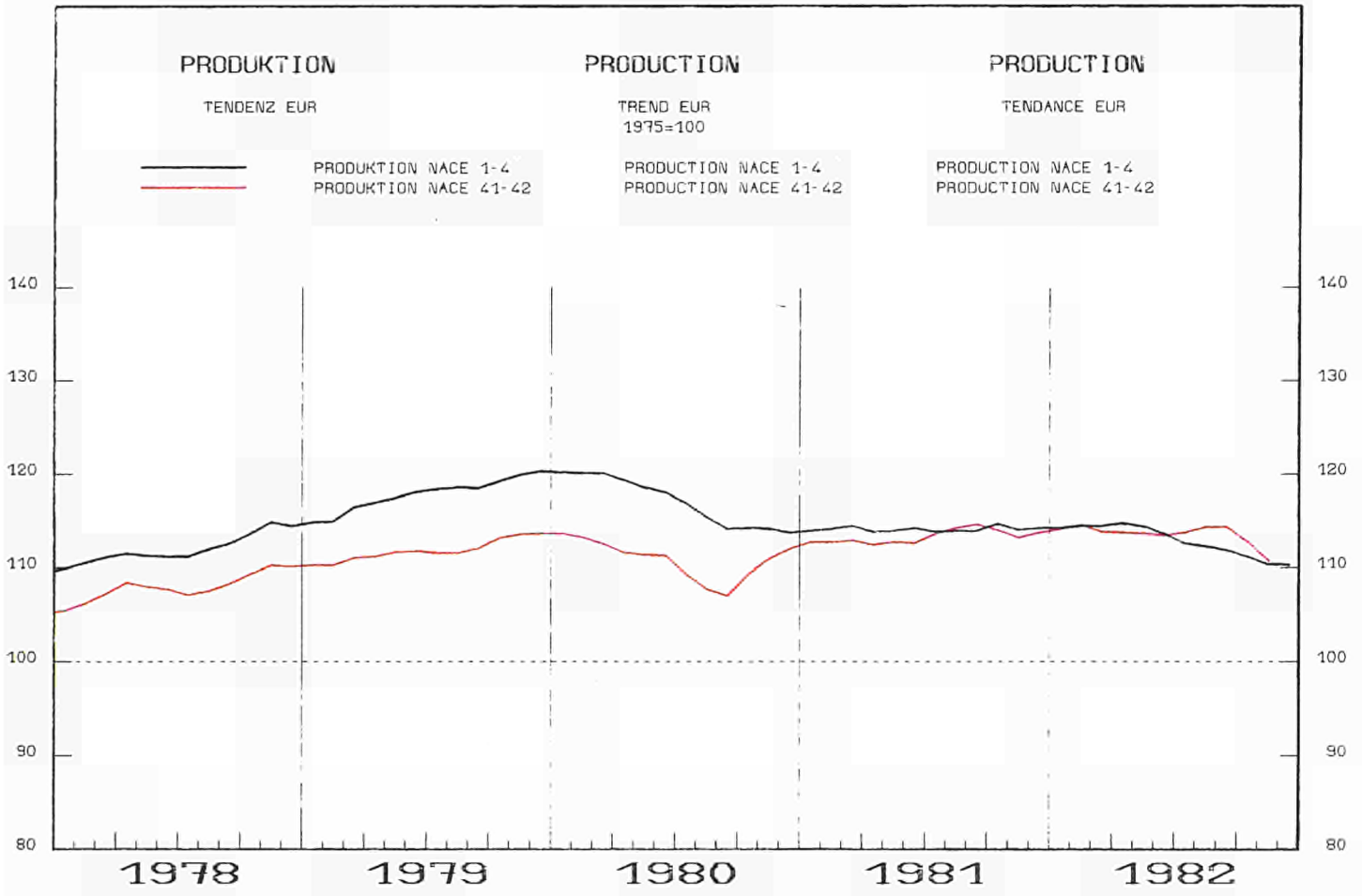
| | | | | | | | | | | | | | | |
|------|------|------|------|------|------|------|------|----|----|----|----|----|--|--|
| 1980 | 1981 | 1982 | 1981 | 1982 | 1982 | 1982 | 1983 | %A | %B | | | | | |
| | | | 11 | 12 | 01 | 07 | 08 | 09 | 10 | 11 | 12 | 01 | | |

| PRODUKTIONSINDIZES PRO ARBEITSTAG | INDICES OF PRODUCTION PER WORKING DAY | | | | | | | | | | | | INDICES DE PRODUCTION PAR JOUR OUVRABLE | | | | |
|--------------------------------------|--|-------|-------|-------|-------|-------|-------|-------|-------|-------|-------|-------|--|------|-------|----|----|
| | EUR9 | 1978 | 1979 | 1980 | 1981 | 1982 | 1982 | 1982 | 1982 | 1982 | 1982 | 1982 | 1982 | 1982 | 1983 | %A | %B |
| EUR9 | 97.4 | 102.1 | 102.1 | 111.9 | 101.7 | 101.6 | 94.5 | 80.7 | 105.4 | 104.2 | 106.1 | 98.9 | : | -0.0 | -2.8 | | |
| U | 92.3 | 89.3 | 91.1 | 101.5 | 87.6 | 91.1 | 77.9 | 86.8 | 91.4 | 93.9 | 94.7 | 80.5 | 87.8 | 1.0 | -3.6 | | |
| F | 61.5 | 67.6 | 62.7 | 67.1 | 66.6 | 58.8 | 64.7 | 46.4 | 65.4 | 59.9 | 62.2 | 73.7 | 57.9 | -7.5 | -1.4 | | |
| I | 156.5 | 191.4 | 201.6 | 215.2 | 187.7 | 206.2 | 211.0 | 72.9 | 222.7 | 199.7 | 224.7 | 187.6 | : | 5.3 | -0.0 | | |
| NL | 87.7 | 92.7 | 96.5 | 105.0 | 106.0 | 89.0 | 66.0 | 99.0 | 102.0 | 103.0 | 93.0 | 94.0 | : | 4.1 | -11.3 | | |
| B | 170.7 | 161.2 | : | 187.1 | 134.7 | 221.4 | 77.4 | 123.9 | 136.5 | 166.3 | : | : | : | -6.3 | -8.6 | | |
| L | - | - | - | - | - | - | - | - | - | - | - | - | - | - | - | | |
| UK | 100.8 | 99.8 | 98.7 | 108.1 | 102.4 | 92.2 | 94.6 | 96.5 | 98.2 | 102.5 | 104.8 | 98.5 | : | -1.1 | -3.8 | | |
| IRL | 64.3 | 79.7 | 81.0 | 80.2 | 86.0 | 75.4 | 81.6 | 76.8 | 73.5 | 76.2 | 81.0 | 80.5 | : | 1.5 | -6.3 | | |
| DK | 84.6 | 87.0 | 93.0 | 96.0 | 80.0 | 97.0 | 62.0 | 83.0 | 98.0 | 96.0 | 98.0 | 87.0 | : | 6.9 | 8.8 | | |
| GR | 83.6 | 81.8 | : | 75.0 | 94.9 | 65.8 | 71.4 | 67.5 | 73.9 | 71.4 | 76.2 | : | : | -8.5 | 1.6 | | |
| EUR10 | 97.2 | 101.6 | 101.9 | 111.2 | 101.7 | 101.2 | 94.6 | 80.7 | 105.6 | 104.3 | 106.2 | 99.0 | : | 0.1 | -2.6 | | |
| E | 141.3 | 118.0 | : | 123.9 | 110.5 | 120.1 | 139.6 | 28.0 | 140.9 | 128.0 | 154.8 | : | : | 4.4 | 25.0 | | |
| P | - | - | - | - | - | - | - | - | - | - | - | - | - | - | - | | |
| USA | 107.8 | 109.1 | : | 107.0 | 107.2 | 92.5 | 95.0 | 94.8 | 96.4 | : | : | : | : | -9.5 | | | |
| J | 39.0 | 48.9 | : | 48.2 | 51.1 | 52.1 | 47.3 | 49.5 | 45.2 | : | : | : | : | 6.2 | | | |

| SAISONNIEREINDIZES PAR ARBEITSTAG | SEASONALLY ADJUSTED | | | | | | | | | | | | DESAISONNALISE | | | | |
|--------------------------------------|---------------------|------|------|-------|-------|-------|-------|-------|-------|-------|-------|-------|----------------|------|------|----|----|
| | EUR9 | 1978 | 1979 | 1980 | 1981 | 1982 | 1982 | 1982 | 1982 | 1982 | 1982 | 1982 | 1982 | 1982 | 1983 | %A | %B |
| EUR9 | | | | 104.0 | 101.2 | 104.9 | 101.5 | 98.3 | 101.7 | 99.8 | 98.9 | 99.2 | : | -1.2 | 0.3 | | |
| U | | | | 90.7 | 87.6 | 94.0 | 92.5 | 99.6 | 91.0 | 90.6 | 85.5 | 83.0 | 90.7 | -7.8 | 9.3 | | |
| F | | | | 68.5 | 63.1 | 62.9 | 63.5 | 60.4 | 64.9 | 60.5 | 61.6 | 67.8 | 61.3 | 2.6 | -9.6 | | |
| I | | | | 196.4 | 191.0 | 198.4 | 205.3 | 170.6 | 203.9 | 188.5 | 202.8 | 191.8 | : | 0.6 | -5.4 | | |
| NL | | | | 101.9 | 106.2 | 97.4 | 95.1 | 99.4 | 100.7 | 98.6 | 91.0 | 94.2 | : | -3.9 | 3.6 | | |
| B | | | | 170.6 | 143.0 | 225.3 | 119.1 | 124.6 | 123.2 | 149.4 | : | : | : | | 21.3 | | |
| L | | | | - | - | - | - | - | - | - | - | - | - | - | - | | |
| UK | | | | 98.5 | 100.6 | 96.5 | 95.8 | 96.1 | 94.9 | 95.7 | 95.9 | 96.8 | : | 0.6 | 0.9 | | |
| IRL | | | | 77.4 | 78.0 | 76.9 | 83.9 | 83.4 | 78.3 | 75.8 | 78.8 | 74.2 | : | -6.8 | -5.9 | | |
| DK | | | | 90.6 | 85.8 | 96.6 | 90.8 | 86.0 | 93.7 | 90.8 | 93.0 | 92.5 | : | 2.2 | -0.5 | | |
| GR | | | | 80.6 | 78.4 | 72.6 | 78.3 | 74.4 | 75.0 | 70.9 | 79.3 | : | : | -0.7 | 11.9 | | |
| EUR10 | | | | 103.6 | 100.9 | 104.3 | 101.7 | 98.1 | 101.8 | 99.9 | 99.1 | 99.1 | : | -1.2 | -0.0 | | |
| E | | | | 101.3 | 116.4 | 115.7 | 130.3 | 124.2 | 137.8 | 106.6 | 134.6 | : | : | 0.2 | 26.3 | | |
| P | | | | - | - | - | - | - | - | - | - | - | - | - | - | | |
| USA | | | | - | - | - | - | - | - | - | - | - | - | - | - | | |
| J | | | | - | - | - | - | - | - | - | - | - | - | - | - | | |

1975 = 100

| | 1981 | | | 1982 | | | | 1982 | | | | 1982 | | | |
|-----------------------|---------------------|-------|-------|-------|-------|-------|-------|-------------------------|-------|-------|-------|-------|-------|-------|-------|
| | 1980 | 1981 | 1982 | I. | II. | III. | IV. | I. | II. | III. | IV. | I. | II. | III. | IV. |
| | SB - ADJ - CVS | | | | | | | | | | | | | | |
| UNSATZ | TURNÖVER | | | | | | | CHIFFRE D'AFFAIRES | | | | | | | |
| EUR9 | 186.1 | 221.2 | : | 198.3 | 206.4 | 206.8 | 273.5 | 231.1 | 248.1 | 226.1 | : | 243.2 | 254.0 | 245.6 | : |
| D | 123.7 | 147.0 | 171.5 | 109.3 | 126.1 | 158.9 | 193.8 | 125.8 | 152.0 | 157.8 | 250.3 | 153.4 | 157.9 | 162.4 | 187.3 |
| F | 194.2 | 241.7 | : | 196.2 | 240.5 | 192.8 | 337.1 | 265.9 | 263.7 | 250.7 | : | 284.9 | 267.7 | 286.2 | : |
| I | 280.4 | 401.4 | : | 462.7 | 328.6 | 371.8 | 442.6 | 412.9 | 461.6 | 350.1 | : | 393.1 | 475.6 | 423.1 | : |
| NL | 114.2 | 129.5 | : | 102.0 | 122.0 | 140.0 | 154.0 | 122.0 | 127.0 | 128.0 | : | 135.1 | 126.4 | 131.5 | : |
| B | 145.1 | 165.7 | : | 124.1 | 200.6 | 118.9 | 219.1 | 146.3 | 188.2 | 113.5 | : | 172.9 | 175.8 | 154.0 | : |
| L | - | - | - | - | - | - | - | - | - | - | - | - | - | - | - |
| UK | 228.4 | 236.2 | 270.8 | 225.0 | 222.0 | 243.4 | 254.5 | 259.3 | 282.7 | 262.5 | 278.6 | 263.4 | 288.3 | 260.5 | 270.2 |
| INL | - | - | - | - | - | - | - | - | - | - | - | - | - | - | - |
| DK | 100.6 | 132.0 | 171.8 | 94.7 | 130.0 | 98.7 | 204.7 | 168.3 | 170.7 | 117.0 | 231.5 | 166.9 | 185.0 | 157.5 | 175.1 |
| LÖHNE UND GELÄTER | WAGES AND SALARIES | | | | | | | SALAIRES ET TRAITEMENTS | | | | | | | |
| EUR9 | - | - | - | - | - | - | - | - | - | - | - | - | - | - | - |
| D | 132.4 | 145.9 | 147.7 | 126.6 | 150.1 | 144.1 | 162.7 | 136.4 | 152.9 | 143.6 | 157.8 | 148.2 | 150.5 | 146.2 | 145.6 |
| F | 165.1 | 185.2 | : | 174.7 | 184.6 | 186.1 | 195.4 | 200.0 | 209.0 | 205.2 | : | 201.0 | 207.5 | 205.6 | : |
| I | - | - | - | - | - | - | - | - | - | - | - | - | - | - | - |
| NL | - | - | - | - | - | - | - | - | - | - | - | - | - | - | - |
| B | 133.0 | 123.5 | : | 134.1 | 144.9 | 68.1 | 147.0 | 124.9 | 139.4 | 125.7 | : | 123.8 | 131.0 | 147.7 | : |
| L | - | - | - | - | - | - | - | - | - | - | - | - | - | - | - |
| UK | - | - | - | - | - | - | - | - | - | - | - | - | - | - | - |
| INL | - | - | - | - | - | - | - | - | - | - | - | - | - | - | - |
| DK | 118.1 | 140.5 | 155.7 | 157.2 | 145.9 | 127.7 | 151.4 | 159.4 | 164.3 | 140.6 | 158.4 | 155.7 | 158.1 | 155.9 | 154.8 |
| ABHÄNGIG BESCHÄFTIGTE | NUMBER OF EMPLOYEES | | | | | | | NOMBRE DE SALARIES | | | | | | | |
| EUR9 | 91.8 | 90.3 | : | 91.0 | 90.1 | 90.1 | 90.0 | 89.3 | 88.0 | 86.1 | : | | | | |
| D | 93.4 | 96.0 | 96.1 | 95.1 | 95.2 | 96.4 | 97.5 | 96.8 | 96.2 | 96.3 | 95.3 | | | | |
| F | 91.3 | 90.4 | : | 90.5 | 90.4 | 90.3 | 90.2 | 90.7 | 91.3 | 90.6 | : | | | | |
| I | : | : | : | : | : | : | : | : | : | : | : | | | | |
| NL | 85.2 | 84.7 | : | 84.2 | 84.6 | 85.2 | 84.7 | 82.9 | 82.0 | 82.2 | : | | | | |
| B | 98.6 | 95.5 | : | 88.7 | 94.4 | 97.8 | 96.3 | 92.2 | 80.1 | 79.6 | : | | | | |
| L | - | - | - | - | - | - | - | - | - | - | - | | | | |
| UK | 93.0 | 89.8 | : | 92.0 | 89.5 | 89.2 | 88.8 | 87.9 | 86.0 | 82.6 | : | | | | |
| INL | 87.9 | 86.7 | : | 88.7 | 87.1 | 85.5 | 85.5 | 83.9 | 83.9 | 85.5 | : | | | | |
| DK | 74.0 | 79.2 | 78.9 | 77.9 | 78.1 | 80.1 | 80.7 | 80.1 | 79.8 | 78.5 | 77.3 | | | | |



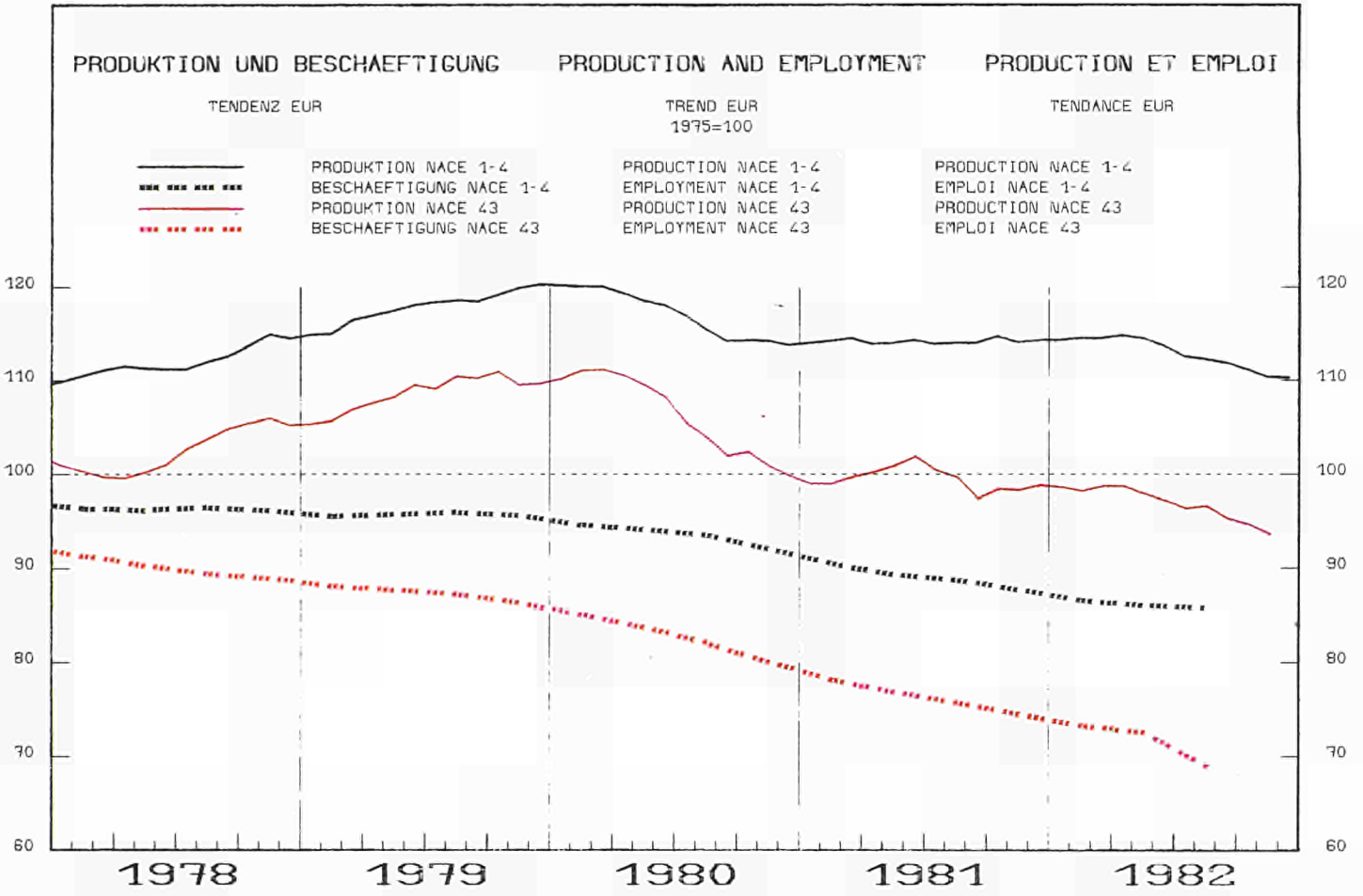
| | | | | | | | | | | | | | | | | |
|---|------|------|------|------|------|------|------|------|----|----|----|----|----|----|----|---|
| 1 | 1980 | 1981 | 1982 | 1981 | 1982 | 1982 | 1982 | 1983 | 1 | | | | | | | |
| 1 | | | | 11 | 12 | 01 | 07 | 08 | 09 | 10 | 11 | 12 | 01 | %A | %B | 1 |

| | PRODUKTIONSINDIZES | | | | | INDICES OF PRODUCTION | | | | | INDICES DE PRODUCTION | | | | |
|-------|--------------------|-------|-------|-------|-------|-----------------------|-------|-------|-------|-------|-----------------------|-------|-------|------|------|
| | PRO ARBEITSTAG | | | | | PER WORKING DAY | | | | | PAR JOUR OUVRABLE | | | | |
| EUR9 | 110.7 | 113.3 | 112.9 | 123.0 | 113.2 | 109.4 | 106.9 | 106.2 | 116.0 | 118.4 | 119.6 | 109.2 | : | -0.3 | -3.5 |
| D | 109.8 | 112.2 | 109.3 | 121.2 | 111.0 | 110.2 | 100.1 | 100.5 | 105.4 | 110.8 | 116.1 | 104.2 | 105.0 | -3.3 | -4.6 |
| F | 110.3 | 112.0 | : | 115.9 | 115.9 | 110.0 | 107.1 | 107.1 | 107.1 | : | : | : | : | 0.8 | : |
| I | 111.8 | 122.7 | 121.2 | 138.1 | 114.8 | 115.2 | 116.4 | 113.1 | 155.0 | 132.0 | 124.4 | 106.3 | : | -1.2 | -7.4 |
| NL | 119.2 | 122.8 | : | 139.0 | 133.0 | 109.0 | 115.0 | 112.0 | 134.0 | 139.0 | 137.0 | : | : | 1.5 | -1.4 |
| B | 110.0 | 113.9 | : | 128.2 | 112.0 | 115.4 | 104.7 | 114.5 | 125.1 | 138.4 | : | : | : | 5.4 | 7.9 |
| L | 101.1 | 101.5 | 109.7 | 89.4 | 89.3 | 97.5 | 113.0 | 109.9 | 120.4 | 114.7 | 117.0 | 103.0 | 112.0 | 8.8 | 14.9 |
| UK | 106.6 | 103.8 | 105.0 | 115.4 | 102.7 | 99.3 | 99.1 | 100.3 | 105.2 | 110.1 | 115.4 | 105.0 | : | 1.1 | 2.2 |
| IRL | 119.5 | 118.2 | : | 121.4 | 106.6 | 96.6 | 134.0 | 126.8 | 127.8 | 139.7 | 131.5 | : | : | 4.4 | 8.3 |
| GR | 117.7 | 122.7 | 126.2 | 123.0 | 116.0 | 117.0 | 118.0 | 130.0 | 128.0 | 124.0 | 129.0 | 127.0 | : | 2.8 | 9.5 |
| | 142.2 | 142.8 | : | 128.2 | 98.8 | 87.4 | 163.3 | 211.2 | 238.0 | 174.6 | 142.7 | : | : | -1.6 | 11.3 |
| EUR10 | 111.2 | 113.8 | : | 123.2 | 113.2 | 109.2 | 106.9 | 106.2 | 116.0 | : | : | : | : | 0.3 | : |
| E | 131.5 | 136.7 | : | 150.5 | 141.8 | 121.7 | 147.9 | 117.2 | 153.1 | 142.2 | 152.9 | : | : | 0.1 | 1.6 |
| P | 126.3 | 132.4 | : | 136.0 | 128.8 | 133.6 | 124.7 | : | : | : | : | : | : | -0.2 | : |
| USA | 120.6 | 122.4 | : | 124.3 | 117.7 | 115.9 | 119.6 | 126.9 | : | : | : | : | : | -0.2 | : |
| J | 109.5 | 110.6 | : | 115.9 | 133.6 | 84.9 | 112.7 | 104.9 | 115.2 | : | : | : | : | 0.6 | : |

| | SAISONBEREINIGT | | | | | SEASONALLY ADJUSTED | | | | | DESAISONNALISE | | | | |
|-------|-----------------|--|--|-------|-------|---------------------|-------|-------|-------|-------|----------------|-------|-------|-------|------|
| | EUR9 | | | | 113.3 | 112.2 | 115.3 | 112.7 | 115.2 | 114.8 | 112.4 | 110.5 | 108.9 | : | -3.2 |
| D | | | | 109.4 | 108.6 | 116.6 | 108.4 | 108.6 | 107.8 | 107.4 | 105.1 | 102.4 | 108.9 | -2.3 | 6.3 |
| F | | | | 112.6 | 112.6 | 111.3 | 113.0 | 113.0 | 113.0 | : | : | : | : | : | : |
| I | | | | 126.7 | 121.8 | 125.6 | 120.1 | 138.8 | 130.5 | 117.3 | 113.9 | 114.2 | : | -11.3 | 0.3 |
| NL | | | | 124.7 | 127.6 | 120.0 | 125.4 | 121.9 | 129.9 | 124.0 | 122.6 | : | : | 1.4 | -1.1 |
| B | | | | 113.0 | 114.1 | 124.1 | 122.2 | 116.0 | 122.6 | 125.3 | : | : | : | : | 2.2 |
| L | | | | 97.0 | 103.8 | 105.1 | 102.7 | 105.8 | 119.2 | 119.8 | 123.5 | 117.7 | 119.4 | 4.6 | 1.5 |
| UK | | | | 104.3 | 101.8 | 104.6 | 103.6 | 105.1 | 105.1 | 104.5 | 104.6 | 104.5 | : | -0.0 | -0.1 |
| IRL | | | | 115.2 | 117.1 | 114.4 | 126.5 | 124.4 | 125.3 | 130.3 | 126.4 | : | : | 2.1 | -3.0 |
| GR | | | | 123.9 | 124.1 | 123.9 | 120.7 | 124.7 | 127.0 | 121.0 | 129.3 | 134.0 | : | 3.2 | 3.6 |
| | | | | 138.5 | 119.2 | 127.0 | 138.5 | 132.1 | 159.5 | 158.6 | 153.6 | : | : | 17.2 | -3.2 |
| EUR10 | | | | 113.7 | 112.4 | 115.6 | 112.5 | 114.3 | 114.1 | : | : | : | : | : | : |
| E | | | | 139.3 | 143.5 | 125.2 | 139.6 | 137.3 | 141.5 | 133.1 | 140.8 | : | : | 0.6 | 5.8 |
| P | | | | 139.6 | 130.0 | 135.8 | 128.8 | : | : | : | : | : | : | : | : |
| USA | | | | 122.9 | 122.4 | 121.1 | 121.5 | 121.1 | : | : | : | : | : | : | : |
| J | | | | 110.3 | 109.4 | 107.2 | 111.3 | 113.3 | 113.9 | : | : | : | : | : | : |

1975 = 100

| | 1980 | | | 1981 | | | | 1982 | | | | 1982 | | | |
|-------------------------------|----------------------------|-------|-------|-------|-------|-------|-------|--------------------------------|-------|-------|-------|-------|-------|-------|-------|
| | | | | I. | II. | III. | IV. | I. | II. | III. | IV. | I. | II. | III. | IV. |
| | SB - ADJ - CVS | | | | | | | | | | | | | | |
| UMSATZ | TURNOVER | | | | | | | CHIFFRE D'AFFAIRES | | | | | | | |
| EUR9 | 171.5 | 193.4 | : | 181.5 | 192.2 | 192.3 | 207.8 | 201.5 | 211.5 | 207.6 | : | 204.5 | 211.1 | 213.5 | : |
| D | 131.4 | 144.3 | 150.6 | 140.9 | 142.9 | 141.4 | 151.8 | 148.2 | 151.1 | 146.5 | 156.6 | 150.3 | 150.5 | 150.2 | 152.6 |
| F | 183.8 | 208.1 | : | 192.7 | 209.8 | 208.4 | 221.4 | 212.1 | 231.9 | 229.0 | : | 214.7 | 229.1 | 234.6 | : |
| I | 244.0 | 293.2 | : | 261.0 | 296.5 | 287.9 | 327.3 | 308.5 | 335.4 | 321.8 | : | 317.0 | 332.3 | 335.9 | : |
| NL | 141.1 | 157.1 | : | 143.4 | 158.4 | 157.4 | 169.4 | 158.4 | 167.4 | 164.4 | : | 165.4 | 165.7 | 166.9 | : |
| B | 141.3 | 160.4 | : | 150.6 | 164.6 | 157.4 | 168.6 | 165.8 | 192.6 | 185.1 | : | 169.1 | 185.5 | 189.7 | : |
| L | 134.3 | 140.1 | 191.2 | 127.0 | 147.6 | 149.5 | 136.4 | 138.2 | 170.4 | 211.6 | 244.8 | 145.5 | 158.1 | 199.4 | 249.0 |
| UK | 190.4 | 209.7 | 226.5 | 202.5 | 201.3 | 208.9 | 225.9 | 226.1 | 222.7 | 223.6 | 233.5 | 227.0 | 228.2 | 229.9 | 224.1 |
| IRL | - | - | - | - | - | - | - | - | - | - | - | - | - | - | - |
| DK | 170.2 | 199.2 | 222.6 | 180.3 | 197.7 | 209.3 | 209.3 | 210.7 | 225.3 | 222.0 | 232.3 | 217.2 | 221.6 | 220.6 | 234.0 |
| AUSFUHR | EXPORTS | | | | | | | EXPORTATIONS | | | | | | | |
| EUR9 | 219.5 | : | : | : | : | : | : | : | : | : | : | : | : | : | : |
| D | 237.3 | 298.0 | : | 294.2 | 304.9 | 290.2 | 302.8 | 329.0 | 317.4 | 306.7 | : | 316.9 | 313.0 | 317.4 | : |
| F | 211.5 | 253.3 | : | 241.0 | 262.2 | 254.0 | 256.1 | 258.7 | 260.5 | 220.0 | : | 261.8 | 256.3 | 229.6 | : |
| I | 216.8 | 304.5 | : | 215.5 | 282.3 | 284.6 | 435.8 | 354.3 | 285.7 | 283.6 | : | 386.3 | 304.8 | 317.3 | : |
| NL | 189.0 | 233.9 | : | 209.8 | 235.0 | 239.4 | 251.6 | 254.8 | 251.1 | 262.1 | : | 256.3 | 251.2 | 264.9 | : |
| UEBL | 208.0 | 262.9 | : | 236.7 | 257.0 | 266.1 | 291.9 | 245.8 | 293.3 | 289.7 | : | 254.7 | 287.6 | 295.0 | : |
| UK | 214.4 | 244.4 | : | : | : | : | : | 240.6 | 261.7 | 252.9 | : | : | : | : | : |
| IRL | 212.2 | 218.1 | : | 154.0 | 221.4 | 254.6 | 242.5 | 179.4 | 273.4 | 278.3 | : | 217.7 | 276.2 | 250.4 | : |
| DK | 169.9 | 208.7 | : | 192.0 | 211.3 | 220.7 | 210.8 | 222.5 | 232.7 | 224.9 | : | 225.1 | 230.6 | 225.7 | : |
| GR | : | 340.2 | : | 222.9 | 367.2 | 404.6 | 365.9 | 336.1 | 347.7 | 358.4 | : | : | : | : | : |
| EUR10 | : | 219.4 | : | : | : | : | : | 244.7 | 238.3 | 224.1 | : | : | : | : | : |
| EINFUHR | IMPORTS | | | | | | | IMPORTATIONS | | | | | | | |
| EUR9 | 171.2 | : | : | : | : | : | : | : | : | : | : | : | : | : | : |
| D | 188.4 | 213.3 | : | 199.4 | 205.5 | 202.9 | 245.3 | 218.9 | 236.9 | 233.4 | : | 221.8 | 239.6 | 242.8 | : |
| F | 207.0 | 239.0 | : | 221.0 | 229.2 | 238.2 | 267.8 | 252.0 | 258.6 | 253.5 | : | 256.6 | 263.3 | 262.7 | : |
| I | 179.2 | 196.0 | : | 164.3 | 189.4 | 184.1 | 246.2 | 242.0 | 259.6 | 235.0 | : | 250.5 | 264.0 | 247.7 | : |
| NL | 227.1 | 251.7 | : | 217.2 | 288.4 | 246.2 | 255.0 | 231.2 | 300.7 | 278.3 | : | 246.2 | 280.6 | 284.9 | : |
| UEBL | 212.0 | 237.3 | : | 221.1 | 234.8 | 230.2 | 263.2 | 256.7 | 250.3 | 264.7 | : | 260.5 | 251.3 | 274.9 | : |
| UK | 142.6 | 165.1 | : | 137.3 | 157.1 | 173.2 | 184.9 | 170.1 | 179.7 | 178.2 | : | 182.9 | 181.6 | 177.2 | : |
| IRL | 283.0 | 355.2 | : | 349.5 | 350.3 | 358.4 | 362.5 | 388.5 | 356.3 | 347.4 | : | 380.6 | 357.2 | 345.5 | : |
| DK | 214.8 | 269.2 | : | 254.1 | 275.6 | 258.1 | 289.2 | 262.3 | 285.8 | 277.0 | : | 264.3 | 280.1 | 289.3 | : |
| GR | : | 292.8 | : | 104.4 | 313.7 | 351.9 | 401.3 | 416.6 | 312.2 | 385.0 | : | : | : | : | : |
| EUR10 | : | 153.7 | : | 138.7 | 153.3 | 148.7 | 174.0 | 162.7 | 170.6 | 163.9 | : | : | : | : | : |
| LOEHNE UND GEAELTER | WAGES AND SALARIES | | | | | | | SALAIRES ET TRAITEMENTS | | | | | | | |
| EUR9 | 156.0 | 168.7 | : | 156.5 | 168.6 | 168.4 | 181.2 | 167.7 | 176.8 | 177.5 | : | 174.5 | 176.5 | 178.8 | : |
| D | 129.1 | 136.9 | 139.1 | 124.8 | 132.5 | 133.5 | 156.7 | 128.9 | 135.1 | 135.1 | 157.3 | 138.4 | 138.0 | 138.4 | 140.3 |
| F | 165.8 | 184.9 | : | 171.0 | 184.0 | 192.6 | 192.0 | 192.1 | 204.9 | 203.1 | : | 197.2 | 202.5 | 199.9 | : |
| I | - | - | - | - | - | - | - | - | - | - | - | - | - | - | - |
| NL | - | - | - | - | - | - | - | - | - | - | - | - | - | - | - |
| B | 129.7 | 156.0 | : | 128.2 | 192.6 | 123.2 | 180.1 | 138.8 | 144.5 | 136.7 | : | 151.7 | 142.6 | 155.2 | : |
| L | 127.2 | 136.0 | 144.3 | 125.4 | 136.2 | 134.5 | 147.7 | 133.0 | 143.3 | 142.0 | 159.0 | 140.0 | 142.7 | 144.0 | 149.5 |
| UK | 184.0 | 195.7 | : | 186.9 | 193.4 | 199.5 | 202.8 | 197.9 | 206.5 | 214.2 | : | 202.0 | 206.2 | 211.9 | : |
| IRL | - | - | - | - | - | - | - | - | - | - | - | - | - | - | - |
| DK | 162.4 | 172.5 | 188.0 | 164.0 | 177.5 | 169.7 | 178.6 | 178.6 | 195.2 | 185.1 | 193.0 | 182.1 | 187.9 | 190.3 | 192.1 |
| ABHAENIG BESCHAEFTIGTE | NUMBER OF EMPLOYEES | | | | | | | NOMBRE DE SALAIRES | | | | | | | |
| EUR9 | 92.9 | 89.5 | : | 89.4 | 89.5 | 90.5 | 88.6 | 86.5 | 86.8 | 88.3 | : | : | : | : | : |
| D | 93.1 | 92.6 | 89.5 | 92.1 | 91.8 | 93.9 | 92.6 | 89.7 | 88.9 | 90.6 | 89.0 | : | : | : | : |
| F | 92.1 | 89.2 | : | 88.4 | 90.1 | 90.6 | 87.7 | 86.9 | 89.7 | 88.7 | : | : | : | : | : |
| I | : | : | : | : | : | : | : | : | : | : | : | : | : | : | : |
| NL | 90.0 | 87.9 | : | 88.0 | 88.1 | 89.0 | 86.4 | 85.6 | 85.3 | 86.3 | : | : | : | : | : |
| B | 86.8 | 85.3 | : | 84.8 | 84.3 | 86.5 | 86.5 | 85.4 | 83.2 | 83.7 | : | : | : | : | : |
| L | 88.5 | 88.3 | 87.8 | 87.6 | 88.3 | 88.9 | 88.4 | 86.9 | 87.6 | 89.0 | 87.9 | : | : | : | : |
| UK | 93.3 | 87.3 | : | 88.1 | 87.3 | 87.6 | 86.2 | 83.7 | 83.3 | 85.9 | : | : | : | : | : |
| IRL | 100.0 | 95.4 | : | 93.8 | 95.7 | 97.3 | 94.8 | 92.0 | 91.3 | 93.4 | : | : | : | : | : |
| DK | 101.8 | 99.2 | 97.7 | 96.7 | 101.1 | 102.1 | 96.9 | 95.0 | 99.3 | 100.9 | 95.6 | : | : | : | : |



| | 1980 | 1981 | 1982 | 1981 | 1982 | 1982 | 1982 | 1982 | 1982 | 1982 | 1982 | 1982 | 1982 | 1983 | %A | %B |
|---------------------------|------------------------------|-------|-------|-------|-------|-------|-------|-------|-------|-------|-------|-------|------|-------|-------|----|
| | | | | 11 | 12 | 01 | 07 | 08 | 09 | 10 | 11 | 12 | 01 | | | |
| PRODUKTIONSINDIZES | INDICES OF PRODUCTION | | | | | | | | | | | | | | | |
| PRO ARBEITSTAG | PER WORKING DAY | | | | | | | | | | | | | | | |
| EUR9 | 106.0 | 100.0 | 96.4 | 109.8 | 93.8 | 99.8 | 82.9 | 51.6 | 102.1 | 100.3 | 103.9 | 86.6 | : | -3.6 | -7.7 | |
| D | 104.5 | 95.5 | 94.0 | 105.5 | 86.1 | 98.5 | 69.3 | 63.5 | 97.7 | 99.2 | 100.5 | 83.1 | 92.6 | -2.3 | -5.8 | |
| F | 100.0 | 92.9 | 89.3 | 102.1 | 94.0 | 97.3 | 69.7 | 34.4 | 99.0 | 94.8 | 94.8 | 86.1 | 96.6 | -4.0 | -0.5 | |
| I | 126.9 | 123.7 | 117.1 | 135.5 | 115.9 | 118.1 | 123.5 | 32.1 | 122.5 | 114.3 | 125.6 | 101.3 | : | -5.3 | -12.6 | |
| NL | 93.8 | 85.2 | : | 90.0 | 91.0 | 95.0 | 59.0 | 64.0 | 80.0 | 83.0 | : | : | : | 0.1 | -6.7 | |
| B | 104.1 | 102.2 | : | 107.0 | 97.3 | 107.5 | 58.3 | 84.1 | 111.1 | 116.1 | : | : | : | 0.8 | 7.5 | |
| L | - | - | - | - | - | - | - | - | - | - | - | - | - | - | - | |
| UK | 80.4 | 72.7 | 69.9 | 82.1 | 65.2 | 69.5 | 60.9 | 64.1 | 72.8 | 79.8 | 76.4 | 63.5 | : | -3.9 | -2.6 | |
| IRL | 125.3 | 120.9 | 106.3 | 132.9 | 103.3 | 110.8 | 89.8 | 71.9 | 112.4 | 111.4 | 111.6 | 90.9 | : | -12.1 | -12.0 | |
| DK | 106.3 | 109.0 | 110.7 | 118.0 | 90.0 | 107.0 | 56.0 | 124.0 | 139.0 | 116.0 | 131.0 | 105.0 | : | 1.6 | 16.7 | |
| GR | 127.3 | 127.5 | : | 150.8 | 140.9 | 129.2 | 93.3 | 71.4 | 123.2 | 120.4 | 130.4 | : | : | -4.4 | -15.5 | |
| EUR10 | 106.6 | 100.8 | 96.8 | 110.9 | 95.1 | 100.6 | 82.9 | 51.6 | 102.1 | 100.3 | 103.9 | 86.6 | : | -4.0 | -9.0 | |
| E | 107.5 | 97.1 | : | 103.9 | 99.7 | 98.3 | 105.4 | 34.6 | 103.6 | 100.7 | 103.9 | : | : | 1.3 | - | |
| P | 126.8 | 123.3 | : | 130.1 | 118.9 | 123.1 | 126.3 | : | : | : | : | : | : | -1.3 | - | |
| USA | 113.3 | 111.0 | : | 105.4 | 92.2 | 90.3 | 92.6 | 107.9 | 108.4 | : | : | : | : | -9.1 | - | |
| J | 109.2 | 107.5 | : | 109.3 | 108.0 | 99.7 | 109.1 | 101.1 | 106.0 | : | : | : | : | 0.1 | - | |

| | SEASONALLY ADJUSTED | | | | | | | | | | | | | | | |
|-------|----------------------------|--|--|-------|-------|-------|-------|-------|-------|-------|-------|-------|------|------|------|--|
| | DESAISONNALISE | | | | | | | | | | | | | | | |
| EUR9 | | | | 99.4 | 98.8 | 98.3 | 97.6 | 96.2 | 96.0 | 93.7 | 94.4 | 93.0 | : | -3.0 | -1.4 | |
| D | | | | 90.9 | 91.2 | 97.5 | 92.9 | 96.2 | 92.5 | 91.5 | 88.3 | 89.0 | 92.1 | -3.9 | 3.5 | |
| F | | | | 90.6 | 91.0 | 90.6 | 87.3 | 89.5 | 89.9 | 87.4 | 85.4 | 84.9 | 91.2 | -2.0 | 7.5 | |
| I | | | | 127.4 | 123.8 | 115.6 | 121.0 | 113.2 | 115.3 | 110.7 | 116.9 | 111.0 | : | -3.1 | -5.1 | |
| NL | | | | 84.9 | 86.6 | 90.5 | 93.4 | 79.9 | 84.5 | 81.0 | : | : | : | - | -4.2 | |
| B | | | | 100.4 | 98.9 | 103.8 | 97.7 | 102.0 | 103.3 | 108.4 | : | : | : | - | 4.9 | |
| L | | | | - | - | - | - | - | - | - | - | - | - | - | - | |
| UK | | | | 71.7 | 71.9 | 73.1 | 69.3 | 68.9 | 70.2 | 70.3 | 67.2 | 70.3 | : | -0.3 | 4.6 | |
| IRL | | | | 120.0 | 113.9 | 112.2 | 108.3 | 107.6 | 105.4 | 98.8 | 99.3 | 98.5 | : | -7.7 | -0.8 | |
| DK | | | | 107.6 | 108.1 | 106.8 | 105.8 | 106.7 | 116.8 | 102.7 | 118.0 | 122.0 | : | 4.1 | 3.4 | |
| GR | | | | 137.8 | 130.3 | 127.5 | 117.3 | 113.5 | 120.2 | 115.7 | 116.3 | : | : | -1.0 | 0.5 | |
| EUR10 | | | | 100.4 | 99.7 | 99.2 | 97.9 | 96.3 | 96.1 | 93.8 | 94.3 | 92.6 | : | -3.3 | -1.8 | |
| E | | | | 94.0 | 99.9 | 94.1 | 105.2 | 97.5 | 100.7 | 92.2 | 96.4 | : | : | -4.7 | 4.5 | |
| P | | | | - | - | - | - | - | - | - | - | - | - | - | - | |
| USA | | | | - | - | - | - | - | - | - | - | - | - | - | - | |
| J | | | | - | - | - | - | - | - | - | - | - | - | - | - | |

1975 = 100

| I I I I I | 1981 | | | | 1982 | | | | 1982 | | | | | |
|-----------------------|------|------|------|----|------|------|-----|----|------|------|-----|----|-----|------|
| | 1980 | 1981 | 1982 | I. | II. | III. | IV. | I. | II. | III. | IV. | I. | II. | III. |

SB - ADJ - CVS

| | UMSATZ | | | | TURNOVER | | | | CHIFFRE D'AFFAIRES | | | | | | |
|------|--------|-------|-------|-------|----------|-------|-------|-------|--------------------|-------|-------|-------|-------|-------|-------|
| EUR9 | 161.0 | 167.5 | : | 170.1 | 165.6 | 153.0 | 181.3 | 192.3 | 184.7 | 163.2 | : | 180.4 | 183.9 | 181.6 | : |
| D | 117.3 | 116.4 | 115.4 | 121.2 | 109.9 | 112.7 | 121.5 | 124.6 | 112.2 | 108.4 | 116.2 | 117.9 | 117.6 | 114.1 | 112.9 |
| F | 162.7 | 171.0 | : | 176.4 | 163.8 | 149.8 | 194.1 | 202.2 | 189.6 | 164.3 | : | 188.8 | 191.4 | 191.4 | : |
| I | 283.9 | 316.8 | : | 315.1 | 330.1 | 281.7 | 340.3 | 390.0 | 390.6 | 325.3 | : | 360.6 | 370.8 | 372.6 | : |
| NL | 104.3 | 99.0 | : | 102.3 | 97.2 | 94.2 | 102.3 | 108.3 | 101.3 | 90.2 | : | 103.9 | 101.9 | 99.1 | : |
| B | 127.0 | 134.9 | : | 139.0 | 136.2 | 112.5 | 151.8 | 150.7 | 153.5 | 126.0 | : | 140.4 | 151.1 | 147.3 | : |
| L | - | - | - | - | - | - | - | - | - | - | - | - | - | - | - |
| UK | 144.6 | 137.6 | 140.4 | 136.8 | 134.4 | 132.6 | 146.8 | 144.5 | 138.5 | 132.1 | 146.8 | 143.0 | 139.1 | 139.5 | 141.0 |
| IRL | - | - | - | - | - | - | - | - | - | - | - | - | - | - | - |
| DK | 146.5 | 163.0 | 186.5 | 160.3 | 153.7 | 164.7 | 173.3 | 187.5 | 173.5 | 182.0 | 202.7 | 179.9 | 179.6 | 190.8 | 196.7 |

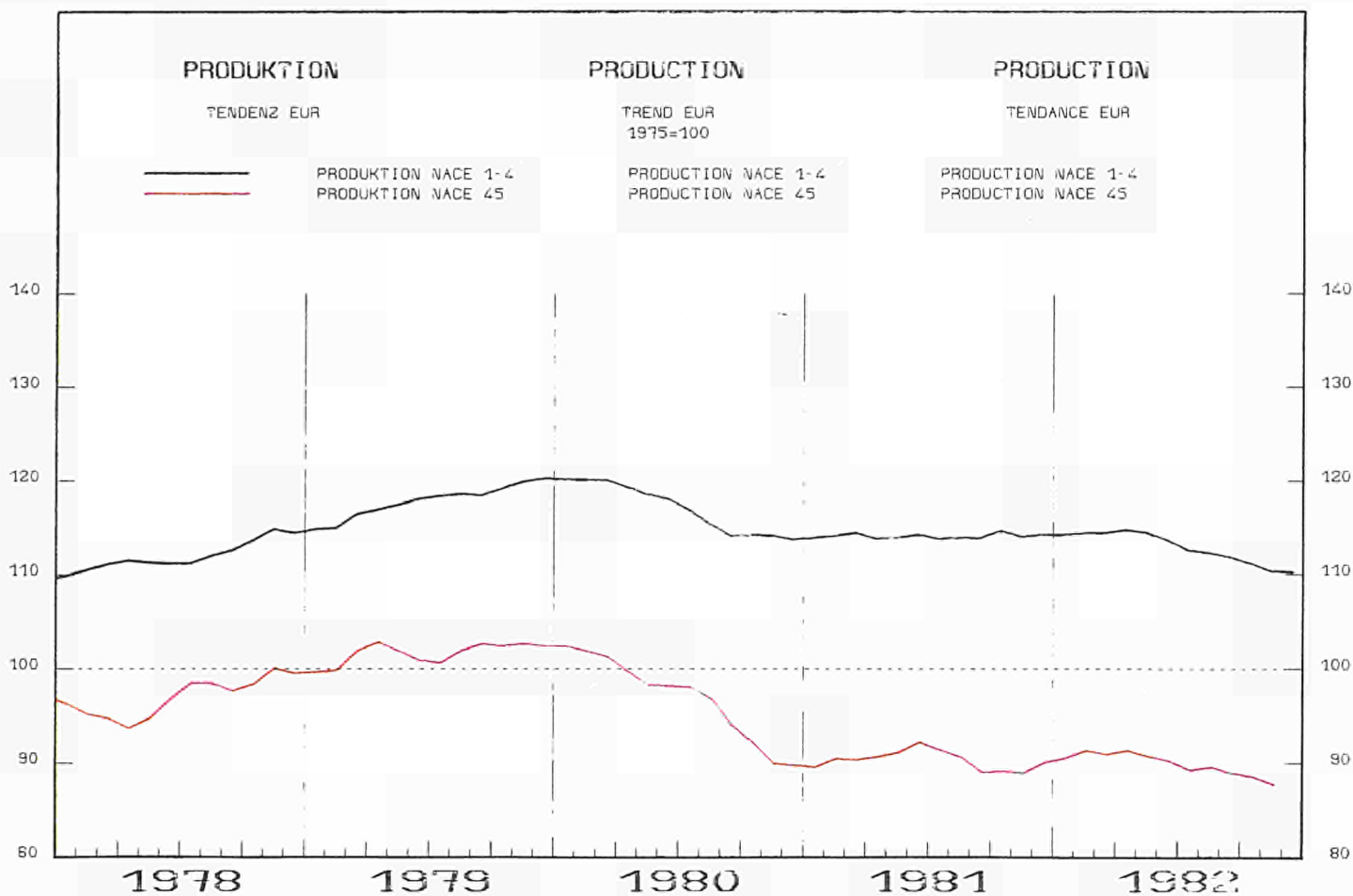
| | AUFTRAGSEINGANGENGE - GESAMT | | | | NEW ORDERS - TOTAL | | | | ENTREES DE COMMANDES - ENSEMBLE | | | | | | |
|------|------------------------------|-------|-------|-------|--------------------|-------|-------|-------|---------------------------------|-------|-------|-------|-------|-------|-------|
| EUR9 | 150.6 | 161.5 | : | 167.2 | 158.0 | 140.4 | 180.5 | 194.6 | 177.9 | : | : | 175.2 | 180.0 | : | : |
| D | 111.7 | 112.8 | 109.4 | 117.9 | 110.9 | 103.0 | 119.4 | 120.6 | 109.2 | 96.1 | 111.8 | 113.4 | 111.2 | 108.8 | 106.9 |
| F | - | - | - | - | - | - | - | - | - | - | - | - | - | - | - |
| I | 262.4 | 307.7 | : | 317.3 | 317.1 | 255.2 | 341.1 | 408.5 | 384.3 | 294.3 | : | 352.1 | 380.2 | 372.7 | : |
| NL | 100.7 | 102.2 | : | 107.0 | 102.0 | 94.0 | 106.0 | 117.0 | 94.0 | 91.0 | : | 107.7 | 95.8 | 102.8 | : |
| B | 120.3 | 128.5 | : | 127.2 | 120.8 | 105.2 | 160.7 | 145.7 | 142.6 | 118.6 | : | 139.1 | 144.7 | 139.3 | : |
| L | - | - | - | - | - | - | - | - | - | - | - | - | - | - | - |
| UK | 134.9 | 133.2 | : | 139.7 | 117.7 | 120.0 | 155.7 | 156.3 | 132.3 | : | : | 140.6 | 144.4 | : | : |
| IRL | - | - | - | - | - | - | - | - | - | - | - | - | - | - | - |
| DK | 140.2 | 153.5 | 175.1 | 157.9 | 128.6 | 153.2 | 173.5 | 174.5 | 173.5 | 166.9 | 185.5 | 162.2 | 181.9 | 176.7 | 182.0 |

| | AUSFUHR | | | | EXPORTS | | | | EXPORTATIONS | | | | | | |
|-------|---------|-------|---|-------|---------|-------|-------|-------|--------------|-------|---|-------|-------|-------|---|
| EUR9 | 182.8 | : | : | : | : | : | : | : | : | : | : | : | : | : | : |
| D | 197.3 | 214.0 | : | 203.5 | 202.9 | 213.3 | 236.3 | 246.2 | 240.6 | 226.6 | : | 238.2 | 244.1 | 239.9 | : |
| F | 177.8 | 191.0 | : | 194.2 | 194.1 | 171.0 | 204.6 | 215.5 | 203.7 | 164.3 | : | 202.2 | 197.7 | 189.5 | : |
| I | 200.6 | 240.3 | : | 199.6 | 236.2 | 257.9 | 267.7 | 259.0 | 270.1 | 281.4 | : | 272.9 | 276.8 | 280.6 | : |
| NL | 147.9 | 154.7 | : | 154.4 | 151.6 | 142.1 | 170.9 | 142.7 | 139.2 | 120.5 | : | 140.0 | 141.5 | 151.4 | : |
| UEBL | 175.0 | 181.5 | : | 179.8 | 183.6 | 157.2 | 205.4 | 189.3 | 193.8 | 159.3 | : | 183.1 | 189.5 | 184.3 | : |
| UK | 202.5 | 209.8 | : | : | : | : | : | 210.2 | 205.3 | 204.8 | : | : | : | : | : |
| IRL | 217.7 | 246.5 | : | 236.6 | 239.1 | 233.2 | 277.0 | 226.8 | 239.6 | 213.0 | : | 228.7 | 239.1 | 227.9 | : |
| DK | 186.7 | 213.4 | : | 207.6 | 199.3 | 216.6 | 229.8 | 237.9 | 223.5 | 226.9 | : | 231.5 | 235.4 | 230.3 | : |
| GM | : | 298.1 | : | 234.9 | 349.9 | 278.0 | 329.8 | 359.6 | 330.8 | 269.1 | : | : | : | : | : |
| EUR10 | : | 227.8 | : | : | : | : | : | 240.7 | 249.6 | 229.5 | : | : | : | : | : |

| | EINFUHR | | | | IMPORTS | | | | IMPORTATIONS | | | | | | |
|-------|---------|-------|---|-------|---------|-------|-------|-------|--------------|-------|---|-------|-------|-------|---|
| EUR9 | 238.2 | : | : | : | : | : | : | : | : | : | : | : | : | : | : |
| D | 208.9 | 208.8 | : | 221.4 | 193.5 | 209.9 | 210.1 | 226.8 | 210.1 | 215.5 | : | 213.7 | 218.7 | 217.7 | : |
| F | 213.0 | 228.9 | : | 230.0 | 226.6 | 219.6 | 239.5 | 280.6 | 282.2 | 234.4 | : | 261.8 | 276.6 | 260.7 | : |
| I | 283.8 | 288.7 | : | 266.3 | 292.0 | 266.6 | 330.1 | 331.1 | 366.8 | 269.4 | : | 323.5 | 351.5 | 316.4 | : |
| NL | 172.6 | 165.0 | : | 177.8 | 151.9 | 162.3 | 168.2 | 179.5 | 168.0 | 170.0 | : | 164.1 | 179.3 | 173.6 | : |
| UEBL | 184.8 | 183.9 | : | 195.7 | 179.0 | 173.1 | 187.8 | 216.5 | 195.4 | 183.1 | : | 197.0 | 197.2 | 201.2 | : |
| UK | 221.1 | 279.2 | : | 264.1 | 272.8 | 299.5 | 280.5 | 246.8 | 288.2 | 291.5 | : | 293.0 | 292.7 | 295.7 | : |
| IRL | 208.4 | 243.8 | : | 225.1 | 236.6 | 248.5 | 265.1 | 254.8 | 240.9 | 233.2 | : | 254.9 | 247.7 | 244.1 | : |
| DK | 158.6 | 165.3 | : | 155.3 | 158.1 | 160.1 | 187.5 | 184.4 | 175.7 | 175.6 | : | 178.1 | 183.0 | 186.9 | : |
| GR | : | 254.3 | : | 141.4 | 296.2 | 256.3 | 323.3 | 287.0 | 232.9 | 243.1 | : | : | : | : | : |
| EUR10 | : | 260.5 | : | 271.0 | 251.1 | 263.6 | 256.5 | 296.8 | 281.8 | 265.3 | : | : | : | : | : |

| | LOEHNE UND GEGALTER | | | | WAGES AND SALARIES | | | | SALAIRES ET TRAITEMENTS | | | | | | |
|------|---------------------|-------|-------|-------|--------------------|-------|-------|-------|-------------------------|-------|-------|-------|-------|-------|-------|
| EUR9 | - | - | - | - | - | - | - | - | - | - | - | - | - | - | - |
| D | 116.5 | 113.2 | 108.9 | 105.7 | 112.8 | 111.6 | 122.7 | 102.9 | 109.3 | 106.7 | 116.7 | 110.3 | 109.4 | 107.9 | 106.9 |
| F | 161.6 | 173.0 | : | 164.3 | 170.0 | 175.6 | 182.0 | 185.7 | 192.6 | 188.9 | : | 187.0 | 191.7 | 189.6 | : |
| I | 210.2 | 237.7 | : | 196.8 | 223.7 | 234.9 | 295.6 | 223.4 | 235.6 | 252.3 | : | 249.3 | 249.7 | 255.4 | : |
| NL | - | - | - | - | - | - | - | - | - | - | - | - | - | - | - |
| B | 106.3 | 106.7 | : | 108.3 | 110.5 | 87.6 | 120.4 | 115.6 | 116.0 | 99.5 | : | 112.1 | 113.4 | 114.7 | : |
| L | - | - | - | - | - | - | - | - | - | - | - | - | - | - | - |
| UK | - | - | - | - | - | - | - | - | - | - | - | - | - | - | - |
| IRL | - | - | - | - | - | - | - | - | - | - | - | - | - | - | - |
| DK | 146.3 | 148.4 | 165.8 | 147.9 | 154.5 | 134.1 | 157.0 | 165.6 | 177.0 | 149.6 | 170.7 | 161.0 | 166.3 | 167.4 | 167.9 |

| | ABHAENIG BESCHAEFFTIGTE | | | | NUMBER OF EMPLOYEES | | | | NOMBRE DE SALARIES | | | | | | |
|------|-------------------------|------|------|-------|---------------------|------|------|------|--------------------|------|------|---|---|---|---|
| EUR9 | 82.8 | 76.3 | : | 78.2 | 76.9 | 75.7 | 74.5 | 73.3 | 72.5 | 68.9 | : | : | : | : | : |
| D | 85.2 | 79.4 | 72.9 | 81.9 | 80.1 | 78.5 | 77.0 | 75.1 | 73.8 | 72.3 | 70.6 | | | | |
| F | 88.0 | 82.7 | : | 84.4 | 83.3 | 82.0 | 81.2 | 81.1 | 81.7 | 80.8 | : | | | | |
| I | 82.7 | 78.3 | : | 80.2 | 79.2 | 77.7 | 75.9 | 74.6 | 73.8 | 73.0 | : | | | | |
| NL | 62.0 | 54.8 | : | 57.0 | 55.5 | 54.0 | 52.7 | 51.5 | 50.4 | 49.6 | : | | | | |
| B | 71.9 | 66.4 | : | 67.4 | 67.2 | 65.6 | 65.6 | 63.9 | 63.3 | 42.3 | : | | | | |
| L | - | - | - | - | - | - | - | - | - | - | - | - | - | - | - |
| UK | 80.4 | 70.9 | : | 72.4 | 71.1 | 70.6 | 69.7 | 68.5 | 67.2 | 60.2 | : | | | | |
| IRL | 108.1 | 98.6 | : | 101.2 | 98.2 | 97.6 | 97.6 | 91.0 | 85.5 | 82.5 | : | | | | |
| DK | 86.6 | 80.3 | 81.0 | 80.7 | 79.6 | 79.8 | 81.0 | 81.0 | 81.2 | 81.4 | 80.3 | | | | |



| 1980 | | 1981 | | 1982 | | 1982 | | 1982 | | 1983 | | 1983 | |
|------|----|------|----|------|----|------|----|------|----|------|----|------|--|
| 11 | 12 | 01 | 07 | 08 | 09 | 10 | 11 | 12 | 01 | %A | %B | | |

| PRODUKTIONSINDIZES PRO ARBEITSTAG | | | | INDICES OF PRODUCTION PER WORKING DAY | | | | INDICES DE PRODUCTION PAR JOUR OUVRABLE | | | | | | | |
|--------------------------------------|-------|-------|-------|--|-------|-------|-------|--|-------|-------|-------|------|------|------|-------|
| EUR9 | - | - | - | - | - | - | - | - | - | - | - | - | - | - | |
| D | 88.7 | 85.1 | 76.7 | 81.4 | 64.7 | 82.7 | 66.6 | 71.6 | 87.4 | 78.5 | 73.0 | 58.0 | 71.7 | -8.3 | -13.3 |
| F | : | : | : | : | : | : | : | : | : | : | : | : | : | : | : |
| I | 116.0 | 106.1 | 105.8 | 104.4 | 92.5 | 117.2 | 106.5 | 32.0 | 115.8 | 101.7 | 101.1 | 84.8 | : | -0.4 | -2.9 |
| NL | 78.8 | 68.7 | : | 65.0 | 61.0 | 71.0 | 42.0 | 59.0 | : | : | : | : | : | -6.1 | : |
| B | 87.3 | 81.3 | : | 74.6 | 63.5 | 81.9 | 54.7 | 78.4 | 114.6 | 97.2 | : | : | : | 4.1 | 11.1 |
| L | 76.1 | 73.5 | 70.8 | 65.6 | 64.0 | 67.9 | 65.0 | 51.8 | 69.6 | 86.7 | 77.1 | 84.9 | 77.0 | 2.2 | 13.4 |
| UK | 93.1 | 85.1 | 82.6 | 94.5 | 72.6 | 77.0 | 79.9 | 76.3 | 90.7 | 94.5 | 84.9 | 68.9 | : | -2.9 | -5.4 |
| IML | 93.7 | 91.6 | : | 101.5 | 83.9 | 90.1 | 85.2 | 58.0 | 95.3 | 95.3 | 95.1 | : | : | -1.2 | -6.3 |
| DK | 104.9 | 105.6 | 106.1 | 102.0 | 76.0 | 103.0 | 60.0 | 148.0 | 163.0 | 112.0 | 102.0 | 68.0 | : | 0.5 | -10.5 |
| GR | 126.5 | 119.5 | : | 124.4 | 111.6 | 109.4 | 98.1 | 67.0 | 128.5 | 132.3 | 126.6 | : | : | 1.0 | 1.8 |
| EUR10 | : | : | : | : | : | : | : | : | : | : | : | : | : | : | : |
| E | 89.0 | 75.6 | : | 74.2 | 70.8 | 77.8 | 75.7 | 52.6 | 99.3 | 91.1 | 70.1 | : | : | 5.3 | -5.6 |
| P | - | - | - | - | - | - | - | - | - | - | - | - | - | - | - |
| USA | - | - | - | - | - | - | - | - | - | - | - | - | - | - | - |
| J | - | - | - | - | - | - | - | - | - | - | - | - | - | - | - |

| SAISONBEREINIGT | | | | SEASONALLY ADJUSTED | | | | DESAISONNALISE | | | | | | | |
|-----------------|---|---|---|---------------------|-------|-------|-------|----------------|-------|-------|-------|-------|------|------|-------|
| EUR9 | - | - | - | - | - | - | - | - | - | - | - | - | - | - | |
| D | : | : | : | 77.5 | 76.7 | 81.3 | 77.9 | 82.5 | 74.5 | 72.0 | 71.3 | 70.3 | 70.5 | -7.4 | 0.2 |
| F | : | : | : | : | : | : | : | : | : | : | : | : | : | : | : |
| I | : | : | : | 104.5 | 104.3 | 108.9 | 103.6 | 104.6 | 106.7 | 101.7 | 103.6 | 104.5 | : | -1.6 | 0.8 |
| NL | : | : | : | 64.4 | 64.7 | 67.1 | 69.5 | 65.3 | : | : | : | : | : | : | : |
| B | : | : | : | 81.0 | 76.9 | 83.2 | 85.1 | 79.0 | 93.3 | 91.7 | : | : | : | : | -1.7 |
| L | : | : | : | 67.3 | 73.5 | 66.0 | 62.5 | 75.2 | 61.5 | 82.2 | 77.6 | 89.7 | 74.4 | 10.5 | -17.0 |
| UK | : | : | : | 86.1 | 84.4 | 85.7 | 80.8 | 81.6 | 81.8 | 81.4 | 77.5 | 81.2 | : | -1.6 | 4.8 |
| IML | : | : | : | 93.3 | 91.5 | 92.4 | 88.9 | 89.0 | 89.7 | 87.2 | 87.1 | : | : | -0.6 | -0.1 |
| DK | : | : | : | 111.0 | 110.7 | 109.0 | 108.5 | 98.7 | 110.5 | 91.3 | 110.1 | 102.9 | : | -4.2 | -6.5 |
| GR | : | : | : | 121.7 | 105.1 | 115.4 | 114.5 | 109.5 | 125.0 | 132.2 | 125.3 | : | : | 10.6 | -5.3 |
| EUR10 | : | : | : | : | : | : | : | : | : | : | : | : | : | : | : |
| E | : | : | : | 71.9 | 76.5 | 78.4 | 82.4 | 78.1 | 85.1 | 80.5 | 72.4 | : | : | -0.2 | -10.1 |
| P | - | - | - | - | - | - | - | - | - | - | - | - | - | - | - |
| USA | - | - | - | - | - | - | - | - | - | - | - | - | - | - | - |
| J | - | - | - | - | - | - | - | - | - | - | - | - | - | - | - |

1975 = 100

| | 1981 | | | 1982 | | | | 1982 | | | | SB - ADJ - CVS | | | |
|--|-------|-------|-------|-------|--------|-------|-------|-------|--------|--------|-------|----------------|-------|-------|-------|
| | 1980 | 1981 | 1982 | I. | II. | III. | IV. | I. | II. | III. | IV. | | | | |
| UMSATZ | | | | | | | | | | | | | | | |
| TURNOVER | | | | | | | | | | | | | | | |
| CHIFFRE D'AFFAIRES | | | | | | | | | | | | | | | |
| EUR9 | 170.1 | 177.2 | : | 189.4 | 156.5 | 189.7 | 173.0 | 213.6 | 174.8 | 203.9 | : | 194.0 | 194.0 | 196.4 | : |
| D | 125.4 | 121.1 | 118.4 | 136.8 | 96.8 | 140.9 | 109.9 | 136.7 | 94.2 | 137.4 | 105.2 | 121.5 | 117.9 | 118.2 | 114.6 |
| F | 164.6 | 171.5 | : | 199.4 | 159.3 | 159.1 | 168.3 | 230.5 | 195.3 | 180.2 | : | 201.5 | 208.9 | 192.6 | : |
| I | 284.0 | 334.2 | : | 339.5 | 289.9 | 384.3 | 323.1 | 426.9 | 341.5 | 438.8 | : | 385.2 | 373.6 | 418.0 | : |
| NL | 95.7 | 86.5 | : | 98.2 | 80.2 | 89.2 | 78.2 | 93.2 | 78.2 | 89.2 | : | 84.2 | 86.1 | 84.9 | : |
| B | 104.7 | 104.1 | : | 117.3 | 109.1 | 107.2 | 102.8 | 126.4 | 114.6 | 114.2 | : | 107.8 | 120.4 | 116.9 | : |
| L | 90.9 | 94.5 | 93.4 | 119.7 | 88.3 | 83.3 | 86.6 | 89.4 | 83.2 | 87.6 | 113.4 | 85.2 | 83.3 | 86.4 | 110.4 |
| UK | 179.0 | 172.2 | 178.0 | 170.1 | 161.7 | 173.1 | 183.9 | 181.0 | 171.8 | 177.9 | 181.2 | 178.7 | 182.0 | 175.8 | 176.4 |
| IRL | - | - | - | - | - | - | - | - | - | - | - | - | - | - | - |
| DK | 144.5 | 153.7 | 177.1 | 155.7 | 122.3 | 181.7 | 155.0 | 186.7 | 150.3 | 208.7 | 162.7 | 173.7 | 180.3 | 185.1 | 174.2 |
| AUFTRAGSEINGANGS - GESAMT | | | | | | | | | | | | | | | |
| NEW ORDERS - TOTAL | | | | | | | | | | | | | | | |
| ENTREES DE COMMANDES - ENSEMBLE | | | | | | | | | | | | | | | |
| EUR9 | - | - | - | - | - | - | - | - | - | - | - | - | - | - | - |
| D | : | : | : | : | : | : | : | : | : | : | : | : | : | : | : |
| F | - | - | - | - | - | - | - | - | - | - | - | - | - | - | - |
| I | 306.4 | 336.4 | : | 379.5 | 285.1 | 333.8 | 347.0 | 460.1 | 355.6 | 403.3 | : | 396.2 | 394.2 | 431.1 | : |
| NL | - | - | - | - | - | - | - | - | - | - | - | - | - | - | - |
| B | 108.7 | 121.3 | : | 119.4 | 122.8 | 119.4 | 123.5 | 143.3 | 135.4 | 123.8 | : | 134.4 | 138.5 | 131.1 | : |
| L | - | - | - | - | - | - | - | - | - | - | - | - | - | - | - |
| UK | 163.2 | 163.0 | 156.4 | 165.4 | 168.9 | 140.4 | 177.6 | 162.8 | 148.9 | 143.9 | 170.1 | 156.9 | 145.8 | 163.4 | 158.5 |
| IRL | - | - | - | - | - | - | - | - | - | - | - | - | - | - | - |
| DK | 138.4 | 158.0 | 171.9 | 164.3 | 146.3 | 147.3 | 174.2 | 189.2 | 169.6 | 144.6 | 184.2 | 179.9 | 169.6 | 171.8 | 173.8 |
| AUSFUHR | | | | | | | | | | | | | | | |
| EXPORTS | | | | | | | | | | | | | | | |
| EXPORTATIONS | | | | | | | | | | | | | | | |
| EUR9 | 229.7 | : | : | : | : | : | : | : | : | : | : | : | : | : | : |
| D | 240.3 | 266.1 | : | 162.4 | 129.3 | 192.9 | 153.2 | 186.5 | 141.5 | 219.1 | : | 170.6 | 169.8 | 187.1 | : |
| F | 175.1 | 180.4 | : | 113.6 | 98.1 | 113.9 | 103.6 | 128.0 | 107.1 | 118.3 | : | 114.9 | 115.7 | 113.8 | : |
| I | 271.8 | 317.3 | : | 207.7 | 187.8 | 254.3 | 245.2 | 283.7 | 236.2 | 295.1 | : | 266.7 | 274.5 | 278.3 | : |
| NL | 168.0 | 170.7 | : | 95.2 | 86.2 | 98.4 | 99.5 | 112.9 | 95.6 | 114.8 | : | 107.0 | 104.5 | 112.9 | : |
| UEBL | 151.3 | 152.2 | : | 76.6 | 73.5 | 82.1 | 88.1 | 85.6 | 80.7 | 79.8 | : | 83.0 | 85.4 | 81.8 | : |
| UK | 286.1 | 312.7 | : | : | : | : | : | 167.3 | 170.5 | 180.0 | : | : | : | : | : |
| IRL | 205.1 | 224.7 | : | 120.1 | 117.1 | 122.2 | 145.6 | 135.0 | 133.9 | 135.6 | : | 135.6 | 136.7 | 137.1 | : |
| DK | 193.9 | 222.1 | : | 126.6 | 119.3 | 152.2 | 139.4 | 158.9 | 141.7 | 182.9 | : | 158.1 | 155.5 | 165.8 | : |
| GR | : | 435.9 | : | 216.8 | 257.1 | 318.1 | 385.4 | 346.3 | 366.4 | 380.7 | : | : | : | : | : |
| EUR10 | : | 410.9 | : | : | : | : | : | 289.4 | 261.6 | 311.0 | : | : | : | : | : |
| EINFUHR | | | | | | | | | | | | | | | |
| IMPORTS | | | | | | | | | | | | | | | |
| IMPORTATIONS | | | | | | | | | | | | | | | |
| EUR9 | 448.7 | : | : | : | : | : | : | : | : | : | : | : | : | : | : |
| D | 217.3 | 227.8 | : | 149.8 | 118.4 | 157.8 | 126.5 | 159.9 | 128.6 | 172.1 | : | 144.7 | 145.5 | 154.8 | : |
| F | 296.9 | 323.7 | : | 211.6 | 170.8 | 224.9 | 200.7 | 255.8 | 221.2 | 263.5 | : | 228.6 | 242.8 | 246.0 | : |
| I | 364.7 | 408.3 | : | 233.8 | 250.8 | 255.1 | 261.0 | 249.9 | 270.7 | 264.9 | : | 258.9 | 268.2 | 266.4 | : |
| NL | 199.1 | 199.5 | : | 126.3 | 93.1 | 126.8 | 101.8 | 132.9 | 97.1 | 143.7 | : | 116.1 | 115.7 | 126.5 | : |
| UEBL | 221.0 | 227.3 | : | 153.1 | 104.5 | 156.2 | 116.2 | 166.6 | 111.9 | 161.8 | : | 140.9 | 136.8 | 142.0 | : |
| UK | 253.9 | 315.6 | : | 177.8 | 180.9 | 211.3 | 189.5 | 215.6 | 194.9 | 205.2 | : | 204.8 | 205.0 | 201.6 | : |
| IRL | 419.8 | 502.6 | : | 276.5 | 287.3 | 303.0 | 323.9 | 336.0 | 316.1 | 301.9 | : | 334.7 | 333.8 | 308.9 | : |
| DK | 209.4 | 201.9 | : | 126.3 | 94.4 | 143.5 | 124.5 | 155.8 | 119.5 | 179.6 | : | 137.5 | 144.0 | 158.4 | : |
| GR | : | 986.2 | : | 641.1 | 1099.4 | 984.9 | 774.6 | 706.9 | 1015.3 | 1082.9 | : | : | : | : | : |
| EUR10 | : | 505.8 | : | 305.5 | 267.1 | 328.2 | 267.8 | 337.9 | 285.8 | 346.7 | : | : | : | : | : |
| ABHÄNGIG BESCHÄFTIGTE | | | | | | | | | | | | | | | |
| NUMBER OF EMPLOYEES | | | | | | | | | | | | | | | |
| NUMBRE DE SALARIES | | | | | | | | | | | | | | | |
| EUR9 | - | - | - | - | - | - | - | - | - | - | - | - | - | - | - |
| D | 87.7 | 81.5 | 74.8 | 84.0 | 82.2 | 80.6 | 79.2 | 77.3 | 75.1 | 73.9 | 72.7 | : | : | : | : |
| F | 96.2 | 91.0 | : | 92.4 | 91.6 | 90.2 | 89.8 | 90.3 | 91.8 | 91.5 | : | : | : | : | : |
| I | : | : | : | : | : | : | : | : | : | : | : | : | : | : | : |
| NL | 67.5 | 57.3 | : | 60.0 | 57.7 | 56.9 | 54.5 | 52.6 | 51.7 | 50.8 | : | : | : | : | : |
| B | 64.8 | 59.1 | : | 61.1 | 59.6 | 58.4 | 57.1 | 56.1 | 56.1 | 55.8 | : | : | : | : | : |
| L | 69.5 | 70.7 | 67.1 | 74.5 | 70.6 | 69.2 | 68.5 | 69.2 | 65.9 | 65.1 | 68.1 | : | : | : | : |
| UK | 87.4 | 79.1 | : | 80.2 | 80.0 | 78.2 | 77.9 | 76.0 | 75.5 | 68.7 | : | : | : | : | : |
| IRL | 89.6 | 82.1 | : | 85.3 | 81.2 | 79.7 | 82.2 | 79.7 | 77.7 | 76.1 | : | : | : | : | : |
| DK | 87.8 | 83.2 | 82.6 | 82.5 | 82.3 | 83.5 | 84.6 | 80.4 | 82.3 | 83.9 | 83.5 | : | : | : | : |

1975 = 100

| 1 | 1980 | 1981 | 1982 | 1982 | | | | | | | | 1983 | XA | XB |
|---|------|------|------|------|----|----|----|----|----|----|----|------|----|----|
| | | | | 11 | 12 | 01 | 07 | 08 | 09 | 10 | 11 | | | |

NACE : 451+452

HERSTELLUNG VON SCHUHEN

FOOTWEAR MANUFACTURE

INDUSTRIE DE LA CHAUSSURE

| 1 | PRO ARBEITSTAG | | | PER WORKING DAY | | | | | | | | PAR JOUR OUVRABLE | | | |
|-------|----------------|-------|-------|-----------------|-------|-------|-------|-------|-------|-------|-------|-------------------|-------|-------|-------|
| | 1980 | 1981 | 1982 | 1981 | 1982 | 1982 | 1982 | 1982 | 1982 | 1982 | 1982 | 1982 | 1983 | XA | XB |
| EUR9 | 96.6 | 91.1 | 93.0 | 95.7 | 79.3 | 101.6 | 81.0 | 54.6 | 103.4 | 96.0 | 94.8 | 76.7 | : | 2.0 | -3.3 |
| D | 95.0 | 91.6 | 87.3 | 98.0 | 74.0 | 96.5 | 60.7 | 85.5 | 97.2 | 93.1 | 86.2 | 62.9 | 79.9 | -6.3 | -17.1 |
| F | 87.1 | 88.6 | 92.4 | 93.0 | 82.4 | 100.1 | 74.9 | 37.2 | 102.7 | 98.2 | 97.8 | 84.7 | 105.0 | 4.4 | 4.9 |
| I | 109.5 | 99.5 | 104.5 | 103.1 | 92.0 | 120.2 | 110.2 | 27.7 | 111.4 | 98.9 | 102.4 | 88.8 | : | 5.0 | -3.5 |
| NL | 93.2 | 81.7 | : | 84.0 | 75.0 | 89.0 | 37.0 | 81.0 | 97.0 | 91.0 | 78.0 | : | : | -2.9 | -7.1 |
| B | 57.4 | 50.5 | : | 45.6 | 41.1 | 70.9 | 24.9 | 54.3 | 64.8 | 67.8 | : | : | : | 8.7 | 20.6 |
| L | - | - | - | - | - | - | - | - | - | - | - | - | - | - | - |
| UK | 87.3 | 77.3 | 76.0 | 82.5 | 57.0 | 74.3 | 67.1 | 75.8 | 88.1 | 86.6 | 80.3 | 56.6 | : | -1.7 | -0.7 |
| IRL | 96.2 | 98.1 | 92.6 | 110.7 | 90.7 | 95.6 | 76.7 | 70.3 | 99.2 | 85.2 | 100.9 | 82.8 | : | -5.6 | -8.6 |
| DK | 115.9 | 131.7 | 148.9 | 138.0 | 107.0 | 139.0 | 64.0 | 183.0 | 213.0 | 167.0 | 168.0 | 97.0 | : | 13.1 | -9.3 |
| GR | 98.1 | 106.4 | : | 115.9 | 101.7 | 83.2 | 54.9 | 56.0 | 77.1 | 77.1 | 80.9 | : | : | -21.5 | -30.2 |
| EUR10 | 96.7 | 91.3 | 92.9 | 95.9 | 79.5 | 101.3 | 81.1 | 54.4 | 103.4 | 96.1 | 94.8 | 76.6 | : | 1.7 | -3.7 |
| E | - | - | - | - | - | - | - | - | - | - | - | - | - | - | - |
| P | - | - | - | - | - | - | - | - | - | - | - | - | - | - | - |
| USA | 90.8 | 85.4 | : | 86.8 | 69.8 | 76.6 | 64.4 | 76.2 | 78.0 | : | : | : | : | -9.4 | |
| J | 102.3 | 104.3 | : | 101.1 | 101.8 | 90.7 | 99.4 | 92.5 | 104.2 | : | : | : | : | -1.2 | |

SAISONBEREINIGT

SEASONALLY ADJUSTED

DESaisonnALISE

| | | | | | | | | | | | | | | | |
|-------|--|--|--|-------|-------|-------|-------|-------|-------|-------|-------|-------|------|-------|-------|
| EUR9 | | | | 91.8 | 89.9 | 94.4 | 91.1 | 91.9 | 95.3 | 92.4 | 92.2 | 89.8 | : | -1.4 | -2.6 |
| D | | | | 89.5 | 84.8 | 93.4 | 83.5 | 93.1 | 87.4 | 83.7 | 79.6 | 75.9 | 77.7 | -11.7 | 2.3 |
| F | | | | 89.4 | 88.4 | 90.9 | 95.1 | 87.1 | 95.4 | 94.8 | 95.0 | 91.3 | 95.7 | 1.7 | 4.8 |
| I | | | | 103.1 | 101.6 | 104.9 | 101.7 | 101.8 | 109.0 | 103.0 | 102.4 | 100.8 | : | -2.1 | -1.6 |
| NL | | | | 76.5 | 73.9 | 83.9 | 79.5 | 81.1 | 85.9 | 83.0 | 73.8 | : | : | 2.9 | -11.1 |
| B | | | | 43.5 | 40.8 | 66.1 | 55.6 | 52.4 | 58.8 | 62.5 | : | : | : | | 6.2 |
| L | | | | - | - | - | - | - | - | - | - | - | - | - | - |
| UK | | | | 76.0 | 73.5 | 77.8 | 73.1 | 76.7 | 73.8 | 74.4 | 74.6 | 74.0 | : | -0.2 | -0.8 |
| IRL | | | | 104.1 | 94.6 | 97.9 | 91.3 | 98.6 | 90.1 | 79.5 | 92.1 | 87.9 | : | -7.3 | -4.6 |
| DK | | | | 135.0 | 142.1 | 149.5 | 133.8 | 145.1 | 161.4 | 139.7 | 160.5 | 137.7 | : | -0.5 | -14.2 |
| GR | | | | 117.1 | 104.9 | 79.1 | 65.7 | 79.6 | 76.6 | 76.1 | 79.3 | : | : | 6.7 | 4.2 |
| EUR10 | | | | 92.1 | 90.1 | 94.2 | 91.0 | 91.6 | 95.4 | 92.5 | 92.2 | 89.6 | : | -1.3 | -2.8 |
| E | | | | - | - | - | - | - | - | - | - | - | - | - | - |
| P | | | | - | - | - | - | - | - | - | - | - | - | - | - |
| USA | | | | - | - | - | - | - | - | - | - | - | - | - | - |
| J | | | | - | - | - | - | - | - | - | - | - | - | - | - |

NACE : 453 + 454 + 456

BEKLEIDUNGSGEWERBE

CLOTHING INDUSTRY

INDUSTRIE DE L'HABILLEMENT

| 1 | PRO ARBEITSTAG | | | PER WORKING DAY | | | | | | | | PAR JOUR OUVRABLE | | | |
|-------|----------------|-------|-------|-----------------|-------|-------|-------|-------|-------|-------|-------|-------------------|------|------|-------|
| | 1980 | 1981 | 1982 | 1981 | 1982 | 1982 | 1982 | 1982 | 1982 | 1982 | 1982 | 1982 | 1983 | XA | XB |
| EUR4 | 99.1 | 92.0 | 87.9 | 91.4 | 75.9 | 90.2 | 81.0 | 63.6 | 99.9 | 91.4 | 84.5 | 71.7 | : | -4.5 | -5.5 |
| D | 88.1 | 82.1 | 75.3 | 78.8 | 63.3 | 80.7 | 68.3 | 69.4 | 80.1 | 76.3 | 71.1 | 57.5 | 70.6 | -8.7 | -12.5 |
| F | : | : | : | : | : | : | : | : | : | : | : | : | : | : | : |
| I | 120.4 | 110.7 | 106.7 | 105.3 | 92.9 | 115.2 | 104.1 | 34.9 | 118.8 | 103.6 | 100.2 | 90.5 | : | -3.6 | -2.5 |
| NL | 74.9 | 65.2 | 61.5 | 58.0 | 60.0 | 66.0 | 44.0 | 53.0 | 67.0 | 61.0 | 54.0 | 51.0 | : | -5.6 | -15.0 |
| B | 85.0 | 84.4 | : | 77.3 | 65.6 | 83.0 | 57.8 | 80.9 | 107.4 | 100.4 | : | : | : | 2.7 | 10.7 |
| L | 76.1 | 73.5 | 70.8 | 65.6 | 64.0 | 67.9 | 65.0 | 51.8 | 69.6 | 86.7 | 77.1 | 84.9 | 77.0 | 2.2 | 13.4 |
| UK | 94.8 | 87.3 | 84.5 | 97.9 | 77.2 | 77.7 | 83.5 | 76.5 | 91.4 | 96.8 | 86.2 | 72.3 | : | -3.2 | -6.3 |
| IRL | 94.7 | 91.7 | : | 101.0 | 84.5 | 90.3 | 90.1 | 56.7 | 98.1 | 101.6 | 97.0 | : | : | 0.8 | -3.9 |
| DK | 103.0 | 100.9 | 98.5 | 96.0 | 71.0 | 97.0 | 59.0 | 142.0 | 154.0 | 102.0 | 91.0 | 63.0 | : | -2.4 | -11.3 |
| GR | 138.7 | 124.9 | : | 127.7 | 115.3 | 120.7 | 116.4 | 71.6 | 150.7 | 156.1 | 146.1 | : | : | 9.0 | 14.4 |
| EUR10 | 100.2 | 92.8 | 88.6 | 92.1 | 76.7 | 91.0 | 80.9 | 63.7 | 99.9 | 91.3 | 84.3 | 71.7 | : | -4.6 | -6.5 |
| E | - | - | - | - | - | - | - | - | - | - | - | - | - | - | - |
| P | - | - | - | - | - | - | - | - | - | - | - | - | - | - | - |
| USA | 118.1 | 111.9 | : | 103.5 | 91.4 | : | : | : | : | : | : | : | : | -5.2 | |
| J | 100.3 | 98.6 | : | 92.3 | 95.7 | 88.6 | 98.4 | 87.6 | 92.4 | : | : | : | : | -2.7 | |

SAISONBEREINIGT

SEASONALLY ADJUSTED

DESaisonnALISE

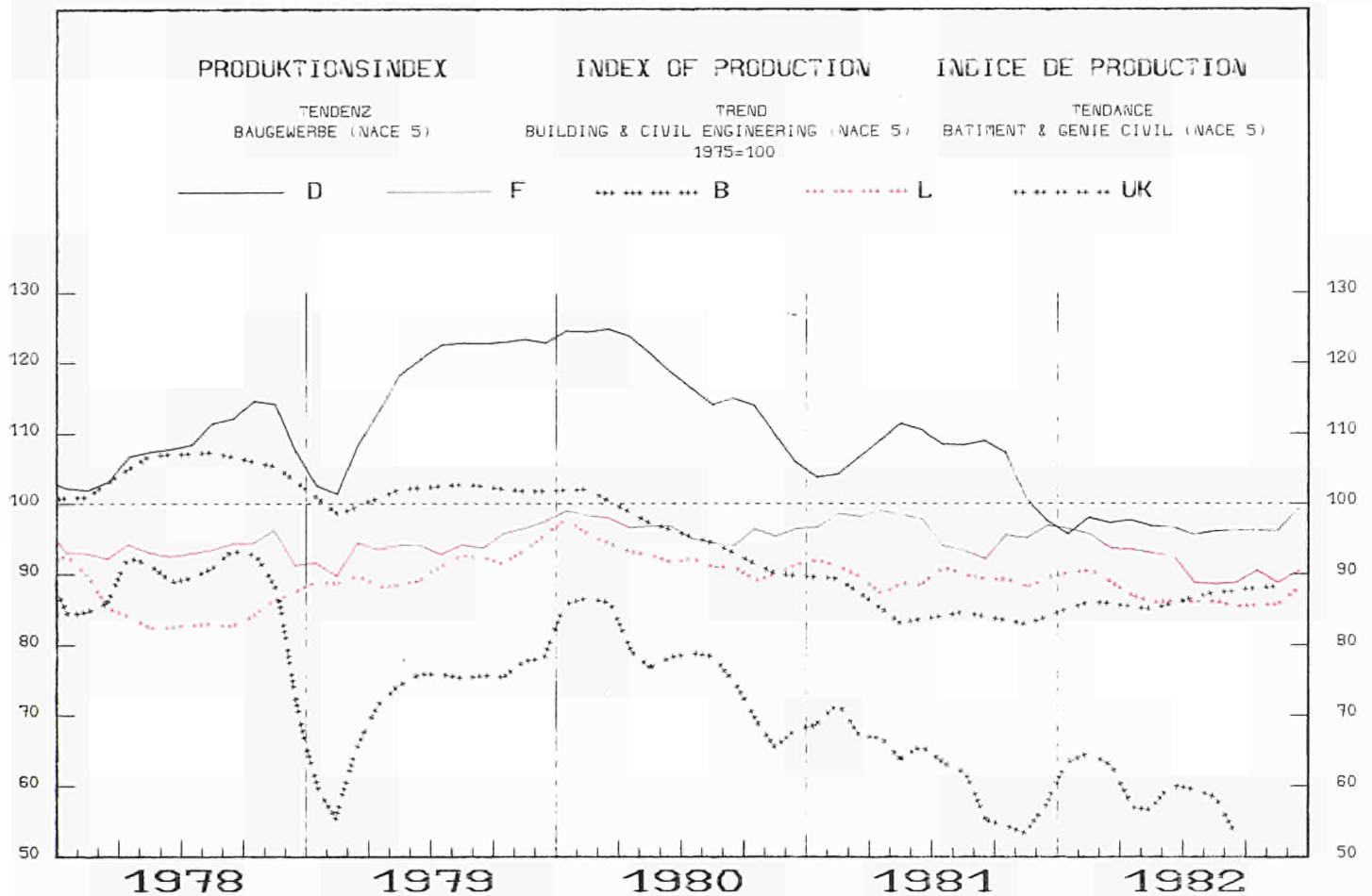
| | | | | | | | | | | | | | | | |
|-------|--|--|--|-------|-------|-------|-------|-------|-------|-------|-------|-------|------|-------|-------|
| EUR9 | | | | 88.9 | 89.0 | 92.3 | 88.1 | 88.9 | 86.3 | 83.3 | 83.6 | 84.6 | : | -4.4 | 1.2 |
| D | | | | 75.8 | 75.2 | 79.7 | 77.4 | 81.1 | 72.9 | 70.3 | 70.3 | 69.5 | 69.6 | -6.7 | 0.2 |
| F | | | | : | : | : | : | : | : | : | : | : | : | : | : |
| I | | | | 105.6 | 105.9 | 111.9 | 105.0 | 106.4 | 105.2 | 99.8 | 103.2 | 105.8 | : | -2.4 | 2.5 |
| NL | | | | 59.4 | 64.2 | 62.9 | 67.3 | 60.7 | 61.5 | 56.5 | 57.3 | 55.9 | : | -10.4 | -2.4 |
| B | | | | 84.7 | 80.0 | 88.4 | 87.2 | 80.5 | 85.1 | 92.9 | : | : | : | | 9.2 |
| L | | | | 67.3 | 73.5 | 66.0 | 62.5 | 75.2 | 61.5 | 82.2 | 77.6 | 89.7 | 74.4 | 10.5 | -17.0 |
| UK | | | | 88.9 | 87.6 | 87.9 | 82.9 | 83.1 | 83.6 | 83.5 | 78.4 | 83.9 | : | -1.6 | 7.1 |
| IRL | | | | 91.7 | 93.0 | 93.0 | 92.2 | 89.8 | 93.2 | 92.5 | 89.2 | : | : | 0.3 | -3.6 |
| DK | | | | 105.7 | 104.2 | 100.8 | 104.3 | 90.6 | 99.9 | 81.6 | 99.6 | 94.6 | : | -6.5 | -5.0 |
| GR | | | | 122.3 | 104.5 | 129.9 | 135.5 | 122.4 | 146.0 | 156.5 | 145.1 | : | : | 11.7 | -7.3 |
| EUR10 | | | | 89.7 | 89.4 | 93.1 | 88.5 | 89.5 | 86.5 | 83.5 | 83.7 | 84.4 | : | -4.9 | 0.8 |
| E | | | | - | - | - | - | - | - | - | - | - | - | - | - |
| P | | | | - | - | - | - | - | - | - | - | - | - | - | - |
| USA | | | | - | - | - | - | - | - | - | - | - | - | - | - |
| J | | | | - | - | - | - | - | - | - | - | - | - | - | - |



BAUWERBE

BUILDING AND CIVIL ENGINEERING

BÂTIMENT ET GÉNIE CIVIL



| 1980 | 1981 | 1982 | 1981 | 1982 | 1982 | 1982 | 1982 | 1982 | 1982 | 1982 | 1982 | 1982 | 1982 | 1982 | 1982 |
|------|------|------|------|------|------|------|------|------|------|------|------|------|------|------|------|
| | | | 11 | 12 | 01 | 07 | 08 | 09 | 10 | 11 | 12 | 01 | %A | %0 | |

| | PRODUKTIONSINDIZES PRO ANBEITSTAG | | | INDICES OF PRODUCTION PER WORKING DAY | | | INDICES DE PRODUCTION PAR JOUR OUVRABLE | | | | | | | | |
|-------|--------------------------------------|-------|------|--|------|------|--|------|-------|-------|-------|------|------|------|------|
| | EUR9 | | | | | | | | | | | | | | |
| U | 116.3 | 107.2 | 97.2 | 116.5 | 69.8 | 56.7 | 99.7 | 95.7 | 114.7 | 114.7 | 109.5 | 73.8 | 65.6 | -8.1 | 15.6 |
| F | 96.0 | 96.2 | 91.2 | 108.7 | 84.6 | 88.9 | 86.1 | 44.7 | 94.8 | 95.9 | 101.1 | 74.7 | 89.1 | -5.1 | 0.2 |
| I | : | : | : | : | : | : | : | : | : | : | : | : | : | : | : |
| NL | : | : | : | : | : | : | : | : | : | : | : | : | : | : | : |
| B | 75.9 | 62.6 | : | 65.2 | 34.1 | 33.5 | 25.4 | 66.3 | 73.0 | 67.5 | : | : | : | -7.4 | -5.1 |
| L | 91.4 | 89.7 | : | 93.5 | 87.2 | 75.2 | 89.9 | 83.9 | 85.7 | 86.3 | 89.9 | 85.8 | 76.0 | -2.6 | 3.7 |
| UK | 95.9 | 85.5 | 86.5 | 83.6 | 83.6 | 82.3 | 90.5 | 90.5 | 90.5 | 87.4 | 87.4 | 87.4 | : | 1.2 | 4.5 |
| IHL | : | : | : | : | : | : | : | : | : | : | : | : | : | : | : |
| DK | : | : | : | : | : | : | : | : | : | : | : | : | : | : | : |
| GR | : | : | : | : | : | : | : | : | : | : | : | : | : | : | : |
| EUR10 | - | - | - | - | - | - | - | - | - | - | - | - | - | - | - |
| E | - | - | - | - | - | - | - | - | - | - | - | - | - | - | - |
| P | - | - | - | - | - | - | - | - | - | - | - | - | - | - | - |
| USA | - | - | - | - | - | - | - | - | - | - | - | - | - | - | - |
| J | - | - | - | - | - | - | - | - | - | - | - | - | - | - | - |

| | SAISONBEREINIGT | | | SEASONALLY ADJUSTED | | | DESAISONNALISE | | | | | | | | |
|-------|-----------------|---|---|---------------------|------|------|----------------|------|------|------|------|------|-------|-----|------|
| | EUR9 | | | | | | | | | | | | | | |
| D | | | | 103.5 | 90.1 | 99.5 | 96.9 | 96.0 | 95.6 | 97.4 | 96.0 | 95.5 | 106.6 | 3.1 | 11.8 |
| F | | | | 98.9 | 94.0 | 97.5 | 90.0 | 85.9 | 89.4 | 90.5 | 90.7 | 84.8 | 94.6 | 1.7 | 11.8 |
| I | | | | - | - | - | - | - | - | - | - | - | - | - | - |
| NL | | | | - | - | - | - | - | - | - | - | - | - | - | - |
| B | | | | 55.3 | 53.4 | 62.8 | 67.6 | 54.6 | 53.3 | 51.2 | : | : | : | : | -4.0 |
| L | | | | 90.5 | 86.1 | 91.7 | 86.8 | 86.9 | 84.2 | 85.0 | 87.0 | 84.6 | 91.6 | 2.9 | 6.2 |
| UK | | | | 83.0 | 83.0 | 86.2 | 87.5 | 87.5 | 87.5 | 88.4 | 88.4 | 86.4 | : | 1.1 | - |
| IHL | | | | - | - | - | - | - | - | - | - | - | - | - | - |
| DK | | | | - | - | - | - | - | - | - | - | - | - | - | - |
| GR | | | | - | - | - | - | - | - | - | - | - | - | - | - |
| EUR10 | - | - | - | - | - | - | - | - | - | - | - | - | - | - | - |
| E | - | - | - | - | - | - | - | - | - | - | - | - | - | - | - |
| P | - | - | - | - | - | - | - | - | - | - | - | - | - | - | - |
| USA | - | - | - | - | - | - | - | - | - | - | - | - | - | - | - |
| J | - | - | - | - | - | - | - | - | - | - | - | - | - | - | - |

1975 = 100

| | 1979 | 1980 | 1981 | 1982 06 | 07 | 08 | 09 | 10 | 11 | 1982 06 | 07 | 08 | 09 | 10 | 11 |
|-------|----------------------|-------|-------|----------------------|------|-------|-------|-------|-------|---------------------|------|-------|-------|-------|-------|
| | SB - ADJ - CVS | | | | | | | | | | | | | | |
| | GENEHMIGTE WOHNUNGEN | | | AUTHORISED DWELLINGS | | | | | | LOGEMENTS AUTORISES | | | | | |
| EUR-9 | : | : | : | : | : | : | : | : | : | : | : | : | : | : | : |
| D | 104,3 | 103,5 | 97,0 | 98,7 | 99,5 | 94,6 | 2,7 | 3,1 | 2,5 | 88,5 | 87,8 | 89,3 | 14,5 | 3,9 | 16,2 |
| F | 85,2 | 92,3 | 90,1 | 81,5 | 66,8 | 66,8 | 86,4 | 81,2 | 77,2 | 76,1 | 65,4 | 67,8 | 84,3 | 72,0 | 74,1 |
| I | : | : | : | : | : | : | : | : | : | : | : | : | : | : | : |
| NL | 93,6 | 96,9 | 111,5 | 94,9 | 83,5 | 106,1 | 108,9 | 119,6 | 137,4 | 89,8 | 89,3 | 109,2 | 114,7 | 105,0 | 109,5 |
| B | 82,5 | 67,2 | 46,0 | 46,9 | 28,0 | 31,1 | 34,6 | 33,7 | : | 41,6 | 26,6 | 33,0 | 39,0 | 34,8 | : |
| L | 86,9 | 90,6 | 71,4 | 69,6 | 51,8 | 61,2 | 63,1 | 51,8 | 43,5 | 49,5 | 37,6 | 74,7 | 62,6 | 60,9 | 57,1 |
| UK | : | : | : | : | : | : | : | : | : | : | : | : | : | : | : |
| IRL | : | : | : | : | : | : | : | : | : | : | : | : | : | : | : |
| DK | 96,1 | 72,7 | 61,1 | 55,2 | 34,8 | 72,0 | 112,7 | 60,4 | 61,1 | 43,1 | 37,3 | 65,9 | 90,3 | 59,6 | 64,8 |

| | BEGONNENE WOHNUNGEN | | | DWELLINGS STARTED | | | | | | LOGEMENTS COMMENCES | | | | | |
|-------|---------------------|------|-------|-------------------|------|------|------|------|------|---------------------|------|------|------|------|------|
| EUR-9 | : | : | : | : | : | : | : | : | : | : | : | : | : | : | : |
| D | : | : | : | : | : | : | : | : | : | : | : | : | : | : | : |
| F | 83,0 | 76,9 | 77,3 | 47,8 | 60,4 | 60,3 | 56,7 | 78,6 | 76,5 | 45,2 | 63,9 | 69,5 | 54,4 | 67,3 | 69,2 |
| I | : | : | : | : | : | : | : | : | : | : | : | : | : | : | : |
| NL | 89,2 | 94,9 | 108,0 | 54,1 | 54,1 | 89,9 | : | : | : | 52,4 | 92,5 | 81,2 | : | : | : |
| B | 87,4 | 60,1 | 42,1 | 70,1 | 34,0 | 42,7 | 39,2 | 20,2 | : | 59,7 | 50,5 | 43,6 | 28,7 | 14,1 | : |
| L | : | : | : | : | : | : | : | : | : | : | : | : | : | : | : |
| UK | 68,1 | 47,9 | : | : | : | : | : | : | : | : | : | : | : | : | : |
| IRL | : | : | : | : | : | : | : | : | : | : | : | : | : | : | : |
| DK | 89,4 | 67,8 | 53,0 | 44,1 | 41,4 | 53,8 | 49,9 | 49,8 | 56,4 | 33,6 | 43,1 | 42,8 | 42,4 | 44,3 | 58,9 |

| | FERTIGGESTELLTE WOHNUNGEN | | | COMPLETED DWELLINGS | | | | | | LOGEMENTS ACHEVES | | | | | |
|-------|---------------------------|-------|------|---------------------|------|------|------|------|------|-------------------|------|-------|------|------|------|
| EUR-9 | : | : | : | : | : | : | : | : | : | : | : | : | : | : | : |
| D | 81,1 | 88,2 | 82,9 | : | : | : | : | : | : | : | : | : | : | : | : |
| F | 78,4 | : | : | : | : | : | : | : | : | : | : | : | : | : | : |
| I | 63,8 | : | : | : | : | : | : | : | : | : | : | : | : | : | : |
| NL | 72,5 | 94,2 | 97,5 | 77,8 | 77,8 | 97,4 | : | : | : | 74,9 | 98,2 | 101,2 | : | : | : |
| B | : | : | : | : | : | : | : | : | : | : | : | : | : | : | : |
| L | : | : | : | : | : | : | : | : | : | : | : | : | : | : | : |
| UK | 75,8 | 71,8 | : | : | : | : | : | : | : | : | : | : | : | : | : |
| IRL | 98,7 | 103,3 | : | : | : | : | : | : | : | : | : | : | : | : | : |
| DK | 87,5 | 85,5 | 60,9 | 59,6 | 45,7 | 60,9 | 69,0 | 69,2 | 78,0 | 50,1 | 62,0 | 61,2 | 55,7 | 66,4 | 71,1 |

| | 1979 | 1980 | 1981 | 1981 III | IV | 1982 I | II | III | IV | 1981 III | IV | 1982 I | II | III | IV | | | | | | |
|-------|------------------------|-------|-------|-------------|-------|-----------|-------|------|------|---------------------|-------|-----------|-------|------|------|--------------------|--|--|--|--|--|
| | ABHAENIG BESCHAEFTIGTE | | | | | | | | | NUMBER OF EMPLOYEES | | | | | | NOMBRE DE SALARIES | | | | | |
| EUR-9 | : | : | : | : | : | : | : | : | : | : | : | : | : | : | : | | | | | | |
| D | 94,4 | 96,8 | 93,5 | 95,2 | 91,8 | 82,8 | 87,6 | 89,0 | 85,5 | 93,7 | 90,3 | 86,3 | 86,7 | 86,7 | 84,2 | | | | | | |
| F | : | : | : | : | : | : | : | : | : | : | : | : | : | : | : | | | | | | |
| I | : | : | : | : | : | : | : | : | : | : | : | : | : | : | : | | | | | | |
| NL | : | : | : | : | : | : | : | : | : | : | : | : | : | : | : | | | | | | |
| B | 100,4 | 100,0 | 86,9 | 86,3 | 82,9 | 72,6 | 77,5 | 75,9 | : | 84,9 | 82,8 | 73,5 | 76,4 | 74,1 | : | | | | | | |
| L | 92,6 | 93,7 | 93,7 | 94,6 | 93,3 | 89,7 | 92,3 | 90,0 | 89,1 | 93,1 | 93,2 | 92,8 | 90,9 | 88,6 | 88,6 | | | | | | |
| UK | 95,2 | 93,9 | 85,1 | 84,3 | 82,1 | : | : | : | : | 83,4 | 81,4 | : | : | : | : | | | | | | |
| IRL | 116,1 | 117,3 | 118,4 | 120,9 | 117,7 | 113,2 | 110,9 | : | : | 120,3 | 118,8 | 114,0 | 110,5 | : | : | | | | | | |
| DK 1) | 105,5 | 98,2 | 85,0 | 90,0 | 83,3 | 69,0 | 78,1 | 82,6 | 80,7 | 83,9 | 79,4 | 78,1 | 76,9 | 76,8 | 77,4 | | | | | | |

{ } ARBEITER - MANUAL WORKER - OUVRIERS

Gliederung der Veröffentlichungen des Eurostat

Classification of Eurostat publications

Classification des publications de l'Eurostat

| Themenkreise | Einzelthemen | Themes | Sub-themes | Thèmes | Sous-thèmes |
|---|--|--|---|--|---|
| 1. Allgemeine Statistik (grauer Umschlag) | 1. Allgemeine Statistik 2. Allgemeine Regionalstatistik 3. Statistik der Drittländer | 1. General statistics (grey covers) | 1. General statistics 2. Regional general statistics 3. Third-country statistics | 1. Statistiques générales (couverture grise) | 1. Statistiques générales 2. Statistiques régionales générales 3. Statistiques des pays tiers |
| 2. Volkswirtschaftliche Gesamtrechnungen, Finanzen und Zahlungsbilanzen (violetter Umschlag) | 1. Volkswirtschaftliche Gesamtrechnungen 2. Konten der Sektoren 3. Konten nach Produktionsbereichen 4. Geld und Finanzen 5. Regionalkonten und Finanzen 6. Zahlungsbilanzen 7. Preise | 2. National accounts, finance and balance of payments (violet covers) | 1. National accounts 2. Accounts of sectors 3. Accounts of branches 4. Money and finance 5. Regional accounts and finance 6. Balance of payments 7. Prices | 2. Comptes nationaux, finances et balance des paiements (couverture violette) | 1. Comptes nationaux 2. Comptes des secteurs 3. Comptes des branches 4. Monnaie et finances 5. Comptes et finances régionaux 6. Balance des paiements 7. Prix |
| 3. Bevölkerung und soziale Bedingungen (gelber Umschlag) | 1. Bevölkerung 2. Soziale Bedingungen 3. Bildung und Ausbildung 4. Beschäftigung 5. Sozialschutz 6. Löhne und Gehälter | 3. Population and social conditions (yellow covers) | 1. Population 2. Social conditions 3. Education and training 4. Employment 5. Social protection 6. Wages and salaries | 3. Population et conditions sociales (couverture jaune) | 1. Population 2. Conditions sociales 3. Education et formation 4. Emploi 5. Protection sociale 6. Salaires |
| 4. Industrie und Dienstleistungen (blauer Umschlag) | 1. Industrie, Allgemeines 2. Energie 3. Eisen- und Stahlindustrie 4. Verkehr und Dienstleistungen | 4. Industry and services (blue covers) | 1. Industry, general 2. Energy 3. Iron and steel 4. Transport and services | 4. Industrie et services (couverture bleue) | 1. Industrie générale 2. Energie 3. Sidérurgie 4. Transports et services |
| 5. Land- und Forstwirtschaft, Fischerei (grüner Umschlag) | 1. Landwirtschaft, Allgemeines 2. Landwirtschaft, Erzeugung und Bilanzen 3. Landwirtschaft, Preise 4. Landwirtschaft, Gesamtrechnungen 5. Landwirtschaft, Struktur 6. Forstwirtschaft 7. Fischerei | 5. Agriculture, forestry and fisheries (green covers) | 1. Agriculture, general 2. Agriculture, production and balances 3. Agriculture, prices 4. Agriculture accounts 5. Agriculture, structure 6. Forestry 7. Fisheries | 5. Agriculture, forêts et pêche (couverture verte) | 1. Agriculture générale 2. Agriculture, production et bilans 3. Agriculture, prix 4. Agriculture, comptes 5. Agriculture, structure 6. Forêts 7. Pêche |
| 6. Außenhandel (roter Umschlag) | 1. Systematiken 2. Außenhandel der Gemeinschaft, Allgemeines 3. Außenhandel mit Entwicklungsländern | 6. Foreign trade (red covers) | 1. Nomenclature 2. Community trade, general 3. Trade with developing countries | 6. Commerce extérieur (couverture rouge) | 1. Nomenclature 2. Echanges de la Communauté, général 3. Echanges avec les pays en voie de développement |
| 9. Verschiedenes (brauner Umschlag) | 1. Verschiedene Statistiken 2. Verschiedene Mitteilungen | 9. Miscellaneous (brown covers) | 1. Miscellaneous statistics 2. Miscellaneous information | 9. Divers (couverture brune) | 1. Statistiques diverses 2. Informations diverses |

Themenkreis 4 : Industrie und Dienstleistungen

Theme 4 — Industry and services

Thème 4 — Industrie et services

| Einzelthemen | Titel | Erscheinungsweise | Sub-themes | Titles | Frequency | Sous-thèmes | Titres | Periodicité |
|---------------------------------|---|-------------------|---------------------------|---|-----------|---------------------------|--|-------------|
| 1. Industrie: Allgemeines | <i>Struktur und Tätigkeit der Industrie</i> | J | 1. Industry, general | <i>Structure and activity of industry — Data by size of enterprise 1976</i> | A | 1. Industrie générale | <i>Structure et activité de l'industrie — Données selon la taille des entreprises 1976</i> | A |
| | <i>Jährliche Anlageinvestitionen in der Industrie</i> | J | | <i>Structure and activity of industry — 1978</i> | A | | <i>Structure et activité de l'industrie — 1978</i> | A |
| | <i>Industrielle Produktion</i> | V | | <i>Industrial production</i> | Q | | <i>Production industrielle</i> | T |
| | <i>Rohstoffversorgungsbilanzen</i> | J | | <i>EC raw materials balance sheets</i> | A | | <i>Bilans CE de matières premières</i> | A |
| | <i>Konjunkturindikatoren für die Industrie 1975-1979</i> | M | | <i>Industrial short-term trends</i> | M | | <i>Indicateurs conjoncturels de l'industrie</i> | M |
| 2. Energie | <i>Jahrbuch Energiestatistik</i> | J | 2. Energy | <i>Annual investments in fixed assets — 1975-1979</i> | A | 2. Énergie | <i>Investissements annuels en actifs fixes 1975-1979</i> | A |
| | <i>Nutzenergiebilanzen</i> | n.p. | | <i>Energy statistics yearbook</i> | A | | <i>Annuaire des statistiques de l'énergie</i> | A |
| | <i>Betriebe der Kernkraftwerke</i> | J | | <i>Useful energy balance sheets</i> | s.i. | | <i>Bilans de l'énergie utile</i> | n.s. |
| | <i>Kohle — Monatshefte</i> | M | | <i>Operation of nuclear power stations</i> | A | | <i>Exploitation des centrales nucléaires</i> | A |
| | <i>Elektrizität — Monatshefte</i> | M | | <i>Analysis of energy input-output tables</i> | s.i. | | <i>Analyse des tableaux entrées-sorties de l'énergie</i> | n.s. |
| 3. Eisen- und Stahlindustrie | <i>Kohlenwasserstoffe — Monatshefte</i> | M | 3. Iron and steel | <i>Coal — Monthly bulletin</i> | M | 3. Sidérurgie | <i>Charbon — Bulletin mensuel</i> | M |
| | <i>Eisen und Stahl — Monatshefte</i> | M | | <i>Electrical energy — Monthly bulletin</i> | M | | <i>Energie électrique — Bulletin mensuel</i> | M |
| | <i>Jahrbuch Eisen und Stahl</i> | J | | <i>Hydrocarbons — Monthly bulletin</i> | M | | <i>Hydrocarbures — Bulletin mensuel</i> | M |
| 4. Verkehr und Dienstleistungen | <i>Vierteljahreshaft Eisen und Stahl</i> | V | 4. Transport and services | <i>Iron and steel yearbook 1982</i> | A | 4. Transports et services | <i>Annuaire sidérurgie 1982</i> | A |
| | <i>Eisen und Stahl — Monatsbericht</i> | M | | <i>Iron and steel — Quarterly bulletin</i> | Q | | <i>Sidérurgie — Bulletin trimestriel</i> | T |
| | <i>Verkehr Nachrichtenübermittlung, Reiseverkehr — Allgemeine Statistiken</i> | J | | <i>Iron and steel — Monthly bulletin</i> | M | | <i>Sidérurgie — Bulletin mensuel</i> | M |
| | | | | <i>Statistical yearbook transport, communications, tourism</i> | A | | <i>Annuaire statistique transport, communications, tourisme</i> | A |

Abkürzungen
J = Jährlich
V = Vierteljährlich
M = Monatlich
n.p. = nicht periodisch

Abbreviations
A = Annual
M = Monthly
Q = Quarterly
s.i. = Special issue

Abbrévations
A = annuel
M = mensuel
T = trimestriel
n.s. = numéro spécial

**Salg og abonnement · Verkauf und Abonnement · Πωλήσεις και συνδρομές · Sales and subscriptions
Vente et abonnements · Vendita e abbonamenti · Verkoop en abonnementen**

BELGIQUE / BELGIË

Moniteur belge / Belgisch Staatsblad

Rue de Louvain 40-42 / Leuvensestraat 40-42
1000 Bruxelles / 1000 Brussel
Tél. 512 00 26
CCP/Postrekening 000-2005502-27

Sous-agents / Agentschappen:

Librairie européenne / Europese Boekhandel

Rue de la Loi 244 / Wetstraat 244
1040 Bruxelles / 1040 Brussel

CREDOC

Rue de la Montagne 34 / Bergstraat 34
Bte 11 / Bus 11
1000 Bruxelles / 1000 Brussel

DANMARK

Schultz Forlag

Møntergade 21
1116 København K
Tlf: (01) 12 11 95
Girokonto 200 11 95

Underagentur:

Europa Bøger

Gammel Torv 6
Postbox 137
1004 København K
Tlf. (01) 15 62 73
Telex 19280 EUROIN DK

BR DEUTSCHLAND

Verlag Bundesanzeiger

Breite Straße
Postfach 10 80 06
5000 Köln 1
Tel. (02 21) 20 29-0
Fernschreiber:
ANZEIGER BONN 8 882 595

GREECE

G.C. Eleftheroudakis SA

International Bookstore
4 Nikis Street
Athens (126)
Tel. 322 63 23
Telex 219410 ELEF

Sub-agent for northern Greece:

Molho's Bookstore

The Business Bookshop
10 Tsimiski Street
Thessaloniki
Tel. 275 271
Telex 412885 LIMO

FRANCE

**Service de vente en France des publications
des Communautés européennes**

Journal officiel

26, rue Desaix
75732 Paris Cedex 15
Tél. (1) 578 61 39

IRELAND

Government Publications Sales Office

GPO Arcade
Dublin 1

or by post

Stationery Office

Dublin 4
Tel. 78 96 44

ITALIA

Licosa Spa

Via Lamarmora, 45
Casella postale 552
50 121 Firenze
Tel. 57 97 51
Telex 570466 LICOSA I
CCP 343 509

Subagente:

Libreria scientifica Lucio de Biasio - AEIOU

Via Meravigli, 16
20 123 Milano
Tel. 80 76 79

GRAND-DUCHÉ DE LUXEMBOURG

**Office des publications officielles
des Communautés européennes**

5, rue du Commerce
L-2985 Luxembourg
Tél. 49 00 81
Télex PUBLOF - Lu 1322
CCP 19190-81
CC bancaire BIL 8-109/6003/300

NEDERLAND

Staatsdrukkerij- en uitgeverijbedrijf

Christoffel Plantijnstraat
Postbus 20014
2500 EA 's-Gravenhage
Tel. (070) 78 99 11

UNITED KINGDOM

HM Stationery Office

PO Box 569
London SE1 9NH
Tel. 01-928 6977 ext 365
National Giro Account 582-1002

Sub-agent:

Alan Armstrong & Associates

Sussex Place, Regent's Park
London NW1 4SA
Tel. 01-723 3902

ESPAÑA

Mundi-Prensa Libros, S.A.

Castelló 37
Madrid 1
Tel. (91) 275 46 55
Telex 49370-MPLI-E

PORTUGAL

Livraria Bertrand, s.a.r.l.

Rua João de Deus
Venda Nova
Amadora
Tél. 97 45 71
Télex 12709-LITRAN-P

SCHWEIZ / SUISSE / SVIZZERA

FOMA

5, avenue de Longemalle
Case postale 367
CH 1020 Renens - Lausanne
Tél. (021) 35 13 61
Télex 25416

Sous-agent:

Librairie Payot

6, rue Grenus
1211 Genève
Tél. 31 89 50
CCP 12-236

SVERIGE

Librairie C.E. Fritzes

Regeringsgatan 12
Box 16356
103 27 Stockholm
Tel. 08-23 89 00

UNITED STATES OF AMERICA

**European Community Information
Service**

2100 M Street, NW
Suite 707
Washington, DC 20037
Tel. (202) 862 9500

CANADA

Renouf Publishing Co., Ltd

2182 St Catherine Street West
Montreal
Quebec H3H 1M7
Tel. (514) 937 3519

JAPAN

Kinokuniya Company Ltd.

17-7 Shinjuku 3-Chome
Shinjuku-ku
Tokyo 160-91
Tel. (03) 354 0131

**Öffentliche Preise in Luxemburg (ohne MwSt.) □ Price (excluding VAT) in Luxembourg
Prix publics au Luxembourg (TVA exclue)**

| | ECU | BFR | DM | FF | IRL | UKL | USD |
|---|-------|-----|------|-----|------|-----|-----|
| Einzelpreis • Single copy • Prix par numéro | 1,76 | 80 | 4,50 | 12 | 1,30 | 1 | 2 |
| Abonnement • Subscription | 15,78 | 720 | 38 | 105 | 11 | 9 | 15 |

Das Jahresabonnement beginnt
am 1. Januar und
endet am 31. Dezember.

The annual subscription runs
from 1 January to
31 December of each year

Les abonnements sont annuels; ils portent sur
une période allant du 1^{er} janvier au 31 décembre
de chaque année

Zahlungen können nur an die
auf Umschlagseite 3 angegebenen
Vertriebsbüros geleistet werden.

Payments to be made only to the agents
in the countries listed on page 3
of the cover.

Les versements doivent être adressés
aux bureaux de vente indiqués à la page 3
de la couverture.

Die Versandkosten für Luftpostzustellung sind im
Preis nicht enthalten. Die Bedingungen für Luftpost-
abonnements sind bei den Vertriebsbüros zu erfragen.

These are surface mail rates:
for air subscription rates
please apply to the agents.

Les prix ne comprennent pas les frais
d'expédition par avion; pour les conditions d'abonnement
par avion, consulter les bureaux de vente.



AMT FÜR AMTLICHE VERÖFFENTLICHUNGEN DER EUROPÄISCHEN GEMEINSCHAFTEN
OFFICE FOR OFFICIAL PUBLICATIONS OF THE EUROPEAN COMMUNITIES
OFFICE DES PUBLICATIONS OFFICIELLES DES COMMUNAUTÉS EUROPÉENNES

