



EUROPEAN COMMISSION

General budget of the European Union for the financial year 2004



The figures



Publications Office
Publications.eu.int

OFFICE FOR OFFICIAL PUBLICATIONS
OF THE EUROPEAN COMMUNITIES

L-2985 Luxembourg

ISBN: 92-894-7043-7



9 789289 470438

EUROPEAN COMMISSION

**GENERAL BUDGET
OF THE EUROPEAN UNION
FOR THE FINANCIAL YEAR 2004**

The figures

A great deal of additional information on the European Union is available on the Internet. It can be accessed through the Europa server (<http://europa.eu.int>).

Cataloguing data can be found at the end of this publication.

Luxembourg: Office for Official Publications of the European Communities, 2004

ISBN 92-894-7043-7

© European Communities, 2004

Reproduction is authorised provided the source is acknowledged.

Printed in France

PRINTED ON WHITE CHLORINE-FREE PAPER

CONTENTS

	Page
1. General presentation	5
2. Financial perspectives 2000 -2006	8
3. Figures by financial perspective heading — Appropriations for commitments	9
4. Figures by financial perspective heading — Appropriations for payments	10
5. Figures by financial perspective heading — Appropriations for commitments	11
6. Figures by financial perspective heading — Appropriations for payments	14
7. Summary of appropriations for commitments (by policy area).....	16
8. Heading 1 : Agricultural expenditure	18
9. Heading 2 : Structural operations	19
10. Heading 3 : Internal policies	20
11. Headings 4 and 7 : External actions and pre-accession strategy.....	21
12. Heading 5 : Administrative expenditure.....	22
13. Heading 8 : Compensation	23
14. Breakdown by type of revenue	24

THE FIGURES

1. GENERAL PRESENTATION

The 2004 budget, as adopted after Parliament's second reading on 18 December 2003, was adopted for the fifteen Member States of the Union at that date. In order to adapt this budget for the accession of ten new Member States on 1 May 2004, an amending budget has been adopted on 11 March 2004. It applies from the date of accession.

Amending budget no.1/2004 strictly follows the approach agreed by the budgetary authority at the conciliation meeting of 24 November 2003 between the European Parliament and the Council, which foresaw in particular:

- for commitment appropriations, the respect of the decision of the Council 2nd reading in Heading 1 (Agriculture and Rural Development), including Amending Letter no 2/2004;
- the amounts for Heading 2 (Structural Operations) and 8 (Compensation) of the PDB, in line with the decisions taken at the Copenhagen European Council;
- the amounts added for enlargement in Heading 3 (Internal Policies) on the relevant lines by the European Parliament at its first reading; and finally
- for all the other Headings the budget as adopted in December which already includes the amounts for the enlarged Union.

The budget for EU-25 totals EUR 111 300 million in appropriations for commitments and EUR 99 724 million in appropriations for payments. This represents an increase of 7.8 % in payment appropriations in relation to the 2003 budget. The margins remaining beneath the financial perspective ceilings are EUR 4 308 million for commitments and EUR 11 830 million for payments. The total appropriations for payments represent 0.98 % of the gross national income of the European Union of 25 Member States. The total increase in payment appropriations arising from the AB n°1/2004 is EUR 5 106 million, which covers the modifications under headings 1, 2, 3 and 8.

The appropriations for commitments for **agriculture** amount to EUR 46 781 million, leaving a substantial margin of EUR 2 524 million beneath the heading 1 ceiling in the financial perspective. The traditional letter of amendment by which the Commission updates its budget estimates for agriculture in the autumn before the budget year, reduced the forecasts by EUR 1 093 million. This was largely due to the drought of summer 2003, which led to reduced cereal exports and the advance payment of certain direct aids in the animal sector, covered by budget 2003. The letter of amendment also provided for new operations concerning the quality of food products, guarantees in the case of animal epidemics, and the development of environmental indicators for agricultural practice. These new measures were in accordance with the wishes expressed by Parliament during the budgetary procedure. The additional appropriations for sub-heading 1a (agriculture excluding rural development), to take account of enlargement, amount to EUR 287 million. These credits are, first and foremost, to cover market measures such as export refunds and intervention measures. Direct

aids for the new Member States will be phased in gradually, and will only have a budgetary effect from 2005. For sub-heading 1b (rural development), commitments are set at EUR 1 733 million for the new Member States. The most notable innovation is that commitments under the EAGGF-Guarantee for rural development are no longer non-differentiated. Payments for 2004 for the new Member States are set at EUR 645 million, thus allowing more time for the execution of the available credits.

Expenditure for **structural operations** totals EUR 41 035 million in commitment appropriations. The payment appropriations total EUR 30 822 million, up by 9.4 % on the 2003 budget, which was cut by EUR 5 billion by amending budget 6/2003. For EU-15, compared with the 2003 budget initially adopted, the 2004 appropriations are down 12.7 %, mainly as a result of the closure of the 1994-99 Structural Funds programmes, whereas the appropriations for the 2000-06 programmes rise in line with expected implementation. The Cohesion Fund allocation for EU-15 is down slightly, both in commitment appropriations (- 1.9 %) and payment appropriations (- 0.3 %). For the new Member States an additional EUR 6 709 million is added to commitment appropriations by the AB n°1/2004. Of this EUR 2 897 million is for the Cohesion Fund, and EUR 3 812 for Structural Funds. Concerning payment appropriations, EUR 1 702 million is available for the Structural Funds and EUR 158 million for the Cohesion Fund.

The increase in expenditure for **internal policies** for EU-25 is considerable with a total of EUR 8 684 million in commitment appropriations and EUR 7 510 million in payment appropriations, up by 26 % and 21 % respectively on the 2003 budget. A margin of EUR 38 million remains beneath the ceiling for heading 3 in the financial perspective. This reflects the priority given to areas such as Freedom, Security and Justice (+55 %), the Research and Technological Development Framework Programme (+19 %), transport (+61 %) and energy (+37 %), and measures to combat fraud (+67 %). New lines have been inserted by Parliament for pilot projects and preparatory actions, in particular for exchanges between Member States for judicial authorities, aid to victims of terrorist acts, or aid to small and medium-sized firms in the new financial environment. In the amending budget 1/2004, EUR 1 633 million has been added to commitments for internal policies, and for payments EUR 904 million is intended to cover the needs of enlargement. This includes the three new actions decided at the Copenhagen European Council, as provided for in the Treaty of Accession, Act of Accession, Articles 34 (Transition facility) and 35 (Schengen facility), and in protocols n°4 and n°9 annexed to the Accession Treaty (Nuclear safety in Lithuania and Slovakia); they also take account of the revised reference amounts for expenditure programmes, agreed in the conciliation meeting of November 2003.

The Union's **external action** is allocated appropriations, as voted in December, of EUR 5 177 million for commitments and EUR 4 951 million for payments, up by 7.7 % and 5.5 % respectively on the 2003 budget. The total commitment appropriations exceed the financial perspective ceiling by EUR 95 million, the two arms of the budgetary authority having decided to make use of the flexibility instrument, provided for in the interinstitutional agreement of 6 May 1999, for the reconstruction and rehabilitation of Iraq. The increase in the total appropriations devoted to external aid should make it possible to respond to new needs without cutting back on traditional priorities. The reconstruction of Iraq figures high among the new requirements, with EUR 160 million, on top of the EUR 40 million committed in 2003, in line with the undertaking given at the Madrid conference in October 2003, and the humanitarian aid appropriations for

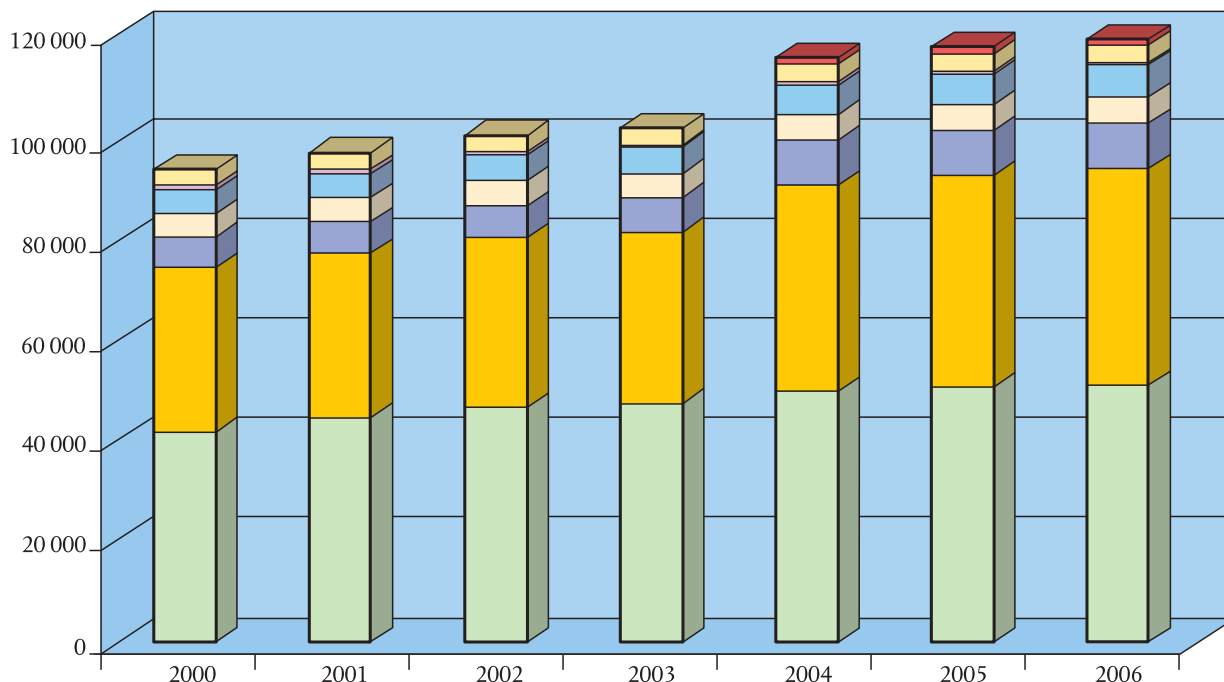
that country (some EUR 100 million in 2003). The Common Foreign and Security Policy also receives a substantial increase in relative terms (+EUR 15 million, +32 %) to cover, in particular, the police operations in Bosnia-Herzegovina and in the former Yugoslav Republic of Macedonia. Among the traditional priorities, the European initiative for democracy and human rights increases by 19 %, cooperation with Mediterranean third countries and the Middle East by 12 %, humanitarian aid and cooperation with Asian developing countries by nearly 10 %, cooperation with southern Africa and cooperation with eastern European countries and central Asia by some 6 %.

Administrative expenditure also remains unchanged from the budget adopted in December 2003, since this already covers the requirements connected with enlargement, rising by 12,2 % to EUR 6 040 million. This increase, of 7.7 % for the Commission, and 20.2 % for the other Union institutions, should cover an additional 2 374 posts (780 of them for the Commission), in order to handle the extra work that the enlarged Union will bring. The areas particularly effected are the language services (translation and interpreting), the management of regional aid in the new Member States, and those departments which will have a much heavier regulatory or legal workload as a result of enlargement (competition, internal market, environment, etc.).

As foreseen in the November agreement, appropriations for the **pre-accession strategy** also remain unchanged from December. These have dropped by 51 % compared with 2003, following the accession of ten of the candidate countries. The EUR 1 732 million in commitment appropriations entered in the 2004 budget will be used for the pre-accession instruments for Romania and Bulgaria, scheduled to join in 2007, and for the first time Turkey will receive EUR 250 million. Payment appropriations remain at much the same level as in 2003 (-0.2 %) with EUR 2 856 million to cover commitments made in the candidate countries in recent years.

In accordance with the political agreement that the new Member States should not become net-contributors to the budget at the very beginning of their membership, heading 8 has been created to cover **compensation**. Amending budget n°1/2004 has foreseen some EUR 1 410 million, which will be available as transfers to the new Member States to balance their budgetary receipts and contributions.

2. Financial perspectives 2000-2006



(EUR million)

APPROPRIATIONS FOR COMMITMENTS	Current prices					2004 prices	
	2000	2001	2002	2003	2004	2005	2006
1. AGRICULTURE	41 738	44 530	46 587	47 378	49 305	50 431	50 575
Agricultural expenditure (out of rural development)	37 352	40 035	41 992	42 680	42 769	43 724	43 735
Rural development and supporting measures	4 386	4 495	4 595	4 698	6 536	6 707	6 840
2. STRUCTURAL OPERATIONS	32 678	32 720	33 638	33 968	41 035	41 685	42 932
Structural Funds	30 019	30 005	30 849	31 129	35 353	36 517	37 028
Cohesion Fund	2 659	2 715	2 789	2 839	5 682	5 168	5 904
3. INTERNAL POLICIES	6 031	6 272	6 558	6 796	8 722	8 967	9 093
4. EXTERNAL ACTION	4 627	4 735	4 873	4 972	5 082	5 093	5 104
5. ADMINISTRATION ⁽¹⁾	4 638	4 776	5 012	5 211	5 983	6 154	6 325
6. RESERVES	906	916	676	434	442	442	442
Monetary reserve	500	500	250	0	0	0	0
Reserve for guarantees	203	208	213	217	221	221	221
Reserve for emergencies aid	203	208	213	217	221	221	221
7. PRE-ACCESSION STRATEGY	3 174	3 240	3 328	3 386	3 455	3 455	3 455
Agriculture	529	540	555	564			
Pre-accession structural instrument	1 058	1 080	1 109	1 129			
PHARE (applicant countries)	1 587	1 620	1 664	1 693			
8. COMPENSATION					1 410	1 299	1 041
TOTAL APPROPRIATIONS FOR COMMITMENTS	93 792	97 189	100 672	102 145	115 434	117 526	118 967
TOTAL APPROPRIATIONS FOR PAYMENTS	91 322	94 730	100 078	102 767	111 380	112 260	114 740
Ceiling appropriations for payments as % of GNI (ESA 95)	1,07 %	1,08 %	1,11 %	1,09 %	1,08 %	1,06 %	1,06 %
Margin for unforeseen expenditure	0,17%	0,16%	0,13 %	0,15 %	0,16 %	0,18 %	0,18 %
Own resources ceiling	1,24%	1,24%	1,24%	1,24%	1,24%	1,24%	1,24%

⁽¹⁾ The expenditure on pensions included under the ceiling for this heading is calculated net of staff contributions to the pension scheme, up to a maximum of EUR 1 100 million at 1999 prices for the period 2000 to 2006.

3. Figures by financial perspective heading — Appropriations for commitments

	Budget 2003 ⁽¹⁾ (1)	Financial Perspective 2004 (2)	Budget 2004 (3)	Difference 2003/2004 (3/1)	Difference 2003/2004 (3-1)
Appropriations for commitments	EUR	EUR	EUR	%	EUR
1. AGRICULTURE	44 780 450 000	49 305 000 000	46 781 285 000	4,5 %	2 000 835 000
Margin	2 597 550 000		2 523 715 000		
— Agricultural expenditure (excluding rural development)	40 082 450 000	42 769 000 000	40 245 285 000	0,4 %	1 62 835 000
— Rural development and accompanying measures	4 698 000 000	6 536 000 000	6 536 000 000	39,1 %	1 838 000 000
2. STRUCTURAL OPERATIONS ⁽²⁾	33 980 008 240	41 035 000 000	41 035 000 000	20,8 %	7 054 991 760
Margin	- 12 008 240		0		
— Structural Funds	31 141 008 240	35 353 000 000	35 353 000 000	13,5 %	4 211 991 760
— Cohesion fund	2 839 000 000	5 682 000 000	5 682 000 000	100,1 %	2 843 000 000
3. INTERNAL POLICIES ⁽³⁾	6 894 090 000	8 722 000 000	8 683 805 979	26,0 %	1 789 715 979
Margin	- 98 090 000		38 194 021		
4. EXTERNAL ACTION ⁽⁴⁾	4 806 862 000	5 082 000 000	5 176 551 000	7,7 %	369 689 000
Margin	165 138 000		- 94 551 000		
5. ADMINISTRATION ⁽⁵⁾	5 381 971 098	6 157 000 000	6 039 768 114	12,2 %	657 797 016
Margin	28 902		117 231 886		
6. RESERVES	434 000 000	442 000 000	442 000 000	1,8 %	8 000 000
Margin	0		0		
— Guarantee reserve	217 000 000	221 000 000	221 000 000	1,8 %	4 000 000
— Emergency aid reserve	217 000 000	221 000 000	221 000 000	1,8 %	4 000 000
7. PRE-ACCESSION STRATEGY	3 535 000 000	3 455 000 000	1 732 300 000	- 51,0 %	- 1 802 700 000
Margin	- 149 000 000		1 722 700 000		
— Sapard Pre-accession instrument	564 000 000		226 700 000	- 59,8 %	- 337 300 000
— ISPA Pre-accession instrument	1 129 000 000		453 300 000	- 59,8 %	- 675 700 000
— Phare Pre-accession instrument	1 693 000 000		809 700 000	- 52,2 %	- 883 300 000
— Turkey ⁽⁶⁾	149 000 000		242 600 000	62,8 %	93 600 000
— European Union Solidarity Fund	p.m.		p.m.		0
8. COMPENSATION		1 410 000 000	1 409 545 056		1 409 545 056
Margin			454 944		
Appropriations for commitments — Total	99 812 381 338	115 608 000 000	111 300 255 149	11,5 %	11 487 873 811
Margin	2 503 618 662		4 307 744 851		
Compulsory expenditure	41 504 890 321		43 170 819 731	4,0 %	1 665 929 410
Non compulsory expenditure	58 307 491 017		68 129 435 418	16,8 %	9 821 944 401
Appropriations for payments					
Appropriations for payments — Total	92 524 837 098	111 554 000 000	99 724 386 671	7,8 %	7 199 549 573
Margin	10 413 162 902		11 829 613 329		
Compulsory expenditure	41 582 214 321		43 225 154 369	4,0 %	1 642 940 048
Non compulsory expenditure	50 942 622 777		56 499 232 302	10,9 %	5 556 609 525
Appropriations for payment as % of GNI	0,98 %	1,10 %	0,98 %		

⁽¹⁾ Amending budgets 1, 2, 3, 4, 5, 6 and 7 included.

⁽²⁾ The amount entered in the 2003 budget under this heading exceeds the financial perspective ceiling because of the use of the Flexibility Instrument, as allowed by the Interinstitutional Agreement, for an amount of EUR 12 million for conversion of the Spanish and Portuguese fisheries fleet.

⁽³⁾ The amount entered in the 2003 budget exceeds the financial perspective ceiling because of the mobilisation of the European Union Solidarity Fund for EUR 104.8 million for Portugal, Spain and Italy.

⁽⁴⁾ The amount entered in the 2004 budget under this heading exceeds the financial perspective ceiling because of the use of the Flexibility Instrument, as allowed by the Interinstitutional Agreement, for an amount of EUR 95 million for the reconstruction of Iraq.

⁽⁵⁾ Including EUR 174 million in staff contributions to the pension scheme.

⁽⁶⁾ In 2004 Turkey will also be entitled to EUR 7,4 million under the TAIEX line included in the Phare pre-accession instrument, thereby bringing the 2004 total to EUR 250 million.

4. Figures by financial perspective heading — Appropriations for payments

	Budget 2003 ⁽¹⁾ (1)	Financial perspective 2004 (2)	Budget 2004 (3)	Difference 2003/2004 (3/1)	Difference 2003/2004 (3-1)
Appropriations for payments	EUR	EUR	EUR	%	EUR
1. AGRICULTURE	44 780 450 000		45 693 285 000	2,0 %	912 835 000
— Agricultural expenditure (excluding rural development)	40 082 450 000		40 245 285 000	0,4 %	162 835 000
— Rural development and accompanying measures	4 698 000 000		5 448 000 000	16,0 %	750 000 000
2. STRUCTURAL OPERATIONS	28 173 097 000		30 822 302 882	9,4 %	2 649 205 882
— Structural Funds	25 523 097 000		28 022 302 882	9,8 %	2 499 205 882
— Cohesion fund	2 650 000 000		2 800 000 000	5,7 %	150 000 000
3. INTERNAL POLICIES	6 198 406 000		7 510 377 641	21,2 %	1 311 971 641
4. EXTERNAL ACTION	4 694 010 314		4 950 907 978	5,5 %	256 897 664
5. ADMINISTRATION	5 381 971 098		6 039 768 114	12,2 %	657 797 016
6. RESERVES	434 000 000		442 000 000	1,8 %	8 000 000
— Guarantee reserve	217 000 000		221 000 000	1,8 %	4 000 000
— Emergency aid reserve	217 000 000		221 000 000	1,8 %	4 000 000
7. PRE-ACCESSION STRATEGY	2 862 902 686		2 856 200 000	-0,2 %	- 6 702 686
— Sapard Pre-accession instrument	442 900 000		401 800 000	- 9,3 %	- 41 100 000
— ISPA Pre-accession instrument	717 500 000		658 000 000	- 8,3 %	- 59 500 000
— Phare Pre-accession instrument	1 547 000 000		1 604 100 000	3,7 %	57 100 000
— Turkey	155 502 686		192 300 000	23,7 %	36 797 314
— European Union Solidarity Fund	p.m.		p.m.		0
8. COMPENSATION			1 409 545 056		1 409 545 056
Appropriations for payments — Total	92 524 837 098	111 554 000 000	99 724 386 671	7,8 %	7 199 549 573
Margin	10 413 162 902		11 829 613 329		
Compulsory expenditure	41 582 214 321		43 225 154 369	4,0 %	1 642 940 048
Non-compulsory expenditure	50 942 622 777		56 499 232 302	10,9 %	5 556 609 525
Appropriations for commitments					
Appropriations for commitments — Total	99 812 381 338	115 608 000 000	111 300 255 149	11,5 %	11 487 873 811
Margin	2 503 618 662		4 307 744 851		
Compulsory expenditure	41 504 890 321		43 170 819 731	4,0 %	1 665 929 410
Non-compulsory expenditure	58 307 491 017		68 129 435 418	16,8 %	9 821 944 401
Appropriations for payment as % of GNI	0,98 %	1,10 %	0,98 %		

⁽¹⁾ Amending budgets 1, 2, 3, 4, 5, 6 and 7 included.

5. Figures by financial perspective heading — Appropriations for commitments

	Budget 2003 ⁽¹⁾ (1)	Financial Perspective 2004 (2)	Budget 2004 (3)	Difference 2003/2004 (3/1)	Difference 2003/2004 (3-1)
Appropriations for commitments	EUR	EUR	EUR	%	EUR
1. AGRICULTURE	44 780 450 000	49 305 000 000	46 781 285 000	4,5 %	2 000 835 000
Margin	2 597 550 000		2 523 715 000		
— Agricultural expenditure (excluding rural development)	40 082 450 000		40 245 285 000	0,4 %	162 835 000
— Rural development and accompanying measures	4 698 000 000		6 536 000 000	39,1 %	1 838 000 000
2. STRUCTURAL OPERATIONS ⁽²⁾	33 980 008 240	41 035 000 000	41 035 000 000	20,8 %	7 054 991 760
Margin	- 12 008 240		0		
— Objective 1	21 577 061 305		25 468 722 770	18,0 %	3 891 661 465
— Objective 2	3 651 793 231		3 619 049 248	- 0,9 %	- 32 743 983
— Objective 3	3 718 927 200		3 834 809 871	3,1 %	115 882 671
— Other structural measures (outside Objective 1 areas)	171 900 000		174 900 000	1,7 %	3 000 000
— Community initiatives	1 866 017 000		2 138 663 280	14,6 %	272 646 280
— Innovative measures and technical assistance	143 301 264		116 854 831	- 18,5 %	- 26 446 433
— Other specific structural operations	12 008 240		p.m.	- 100,0 %	- 12 008 240
— Cohesion fund	2 839 000 000		5 682 000 000	100,1 %	2 843 000 000
3. INTERNAL POLICIES ⁽³⁾	6 894 090 000	8 722 000 000	8 683 805 979	26,0 %	1 789 715 979
Margin	- 98 090 000		38 194 021		
— Research and technological development	4 055 000 000		4 815 000 000	18,7 %	760 000 000
— Other agricultural operations	44 597 000		51 735 000	16,0 %	7 138 000
— Other regional operations	15 000 000		15 000 000	0,0 %	0
— Transport	54 000 000		87 170 000	61,4 %	33 170 000
— Other measures concerning fisheries and the sea	70 420 000		80 205 657	13,9 %	9 785 657
— Education, vocational training and youth	562 682 000		705 100 000	25,3 %	142 418 000
— Culture and audiovisual media	117 500 000		131 300 000	11,7 %	13 800 000
— Information and communication	110 347 000		110 379 500	0,0 %	32 500
— Social dimension and employment	180 775 000		214 202 500	18,5 %	33 427 500
— Contributions to European political parties	7 000 000		p.m.	- 100,0 %	- 7 000 000
— Energy	48 000 000		65 882 000	37,3 %	17 882 000
— Euratom nuclear safeguards	18 800 000		23 112 000	22,9 %	4 312 000
— Environment	237 300 000		268 520 000	13,2 %	31 220 000
— Consumer policy and consumer health protection	22 572 500		20 200 000	- 10,5 %	- 2 372 500
— Aid for reconstruction	611 000		340 000	- 44,4 %	- 271 000
— Internal market	200 256 500		220 700 500	10,2 %	20 444 000

	Budget 2003 ⁽¹⁾ (1)	Financial Perspective 2004 (2)	Budget 2004 (3)	Difference 2003/2004 (3/1)	Difference 2003/2004 (3-1)
— Industry	p.m.		p.m.		0
— Labour market and technological innovation	122 500 000		143 700 000	17,3 %	21 200 000
— Statistical information	35 400 000		42 238 000	19,3 %	6 838 000
— Trans-European networks	725 057 000		777 920 000	7,3 %	52 863 000
— Area of freedom, security and justice	153 635 600		238 140 000	55,0 %	84 504 400
— Measures to combat fraud	7 200 000		12 050 000	67,4 %	4 850 000
— Nuclear safety			138 000 000		138 000 000
— Institution Building			202 000 000		202 000 000
— Schengen			317 000 000		317 000 000
— European Union Solidarity Fund	104 789 000		p.m.	- 100,0 %	- 104 789 000
— Performance facility reserve – Heading3	647 400		3 910 822	504,1 %	3 263 422
4. EXTERNAL ACTION ⁽⁴⁾	4 806 862 000	5 082 000 000	5 176 551 000	7,7 %	369 689 000
<i>Margin</i>	165 138 000		- 94 551 000		
— European Development Fund	p.m.		p.m.		0
— Food aid and support operations	425 637 000		419 000 000	- 1,6 %	- 6 637 000
— Humanitarian aid	441 690 000		490 000 000	10,9 %	48 310 000
— Cooperation with Asian developing countries	562 500 000		616 125 000	9,5 %	53 625 000
— Cooperation with Latin American developing countries	337 000 000		312 125 000	- 7,4 %	- 24 875 000
— Cooperation with the countries of southern Africa, including South Africa	127 000 000		134 000 000	5,5 %	7 000 000
— Cooperation with Mediterranean third countries and the Middle East	753 870 000		842 000 000	11,7 %	88 130 000
— Aid for rehabilitation and reconstruction of Irak	p.m.		160 000 000		160 000 000
— European bank for Reconstruction and Development — Community subscription to the capital	p.m.		p.m.		0
— Assistance to partner countries in eastern Europe and central Asia	507 370 000		535 395 000	5,5 %	28 025 000
— Other Community measures in favour of the partner countries of eastern Europe and central Asia and the countries of the western Balkans	—		—		0
— Cooperation with the countries of the western Balkans	684 560 000		674 961 000	- 1,4 %	- 9 599 000
— Other cooperation measures	505 470 000		519 400 000	2,8 %	13 930 000
— European initiative for democracy and human rights	106 000 000		125 625 000	18,5 %	19 625 000
— International fisheries agreements	192 500 000		193 820 520	0,7 %	1 320 520
— External aspects of certain Community policies	86 362 000		91 175 000	5,6 %	4 813 000
— Common foreign and security policy	47 500 000		62 600 000	31,8 %	15 100 000
— Pre-accession strategy for Mediterranean countries	25 000 000		p.m.	- 100,0 %	- 25 000 000
— Performance facility reserve – Heading4	4 403 000		324 480	- 92,6 %	- 4 078 520

	Budget 2003 ⁽¹⁾ (1)	Financial Perspective 2004 (2)	Budget 2004 (3)	Difference 2003/2004 (3/1)	Difference 2003/2004 (3-1)
5. ADMINISTRATION ⁽⁵⁾	5 381 971 098	6 157 000 000	6 039 768 114	12,2 %	657 797 016
Margin	28 902		117 231 886		
— Commission (excluding pensions)	2 780 000 371		2 994 552 324	7,7 %	214 551 953
— Other institutions (excluding pensions)	1 870 598 727		2 248 676 790	20,2 %	378 078 063
— Pensions (all institutions)	731 372 000		796 539 000	8,9 %	65 167 000
6. RESERVES	434 000 000	442 000 000	442 000 000	1,8 %	8 000 000
Margin	0		0		
— Guarantee reserve	217 000 000		221 000 000	1,8 %	4 000 000
— Emergency aid reserve	217 000 000		221 000 000	1,8 %	4 000 000
7. PRE-ACCESSION STRATEGY	3 535 000 000	3 455 000 000	1 732 300 000	- 51,0 %	- 1 802 700 000
Margin	- 149 000 000		1 722 700 000		
— SAPARD Pre-accession instrument	564 000 000		226 700 000	- 59,8 %	- 337 300 000
— ISPA Pre-accession instrument	1 129 000 000		453 300 000	- 59,8 %	- 675 700 000
— PHARE Pre-accession instrument	1 693 000 000		809 700 000	- 52,2 %	- 883 300 000
— Turkey ⁽⁶⁾	149 000 000		242 600 000	62,8 %	93 600 000
— European Union Solidarity Fund	p.m.		p.m.		0
8. COMPENSATION		1 410 000 000	1 409 545 056		1 409 545 056
Margin			454 944		
Appropriations for commitments — Total	99 812 381 338	115 608 000 000	111 300 255 149	11,5 %	11 487 873 811
Margin	2 503 618 662		4 307 744 851		
Compulsory expenditure	41 504 890 321		43 170 819 731	4,0 %	1 665 929 410
Non-compulsory expenditure	58 307 491 017		68 129 435 418	16,8 %	9 821 944 401
Appropriations for payments					
Appropriations for payments — Total	92 524 837 098	111 554 000 000	99 724 386 671	7,8 %	7 199 549 573
Margin	10 413 162 902		11 829 613 329		
Compulsory expenditure	41 582 214 321		43 225 154 369	4,0 %	1 642 940 048
Non-compulsory expenditure	50 942 622 777		56 499 232 302	10,9 %	5 556 609 525
Appropriations for payment as % of GNI	0,98 %	1,10 %	0,98 %		

⁽¹⁾ Amending budgets 1, 2, 3, 4, 5, 6 and 7 included.

⁽²⁾ The amount entered in the 2003 budget under this heading exceeds the financial perspective ceiling because of the use of the Flexibility Instrument, as allowed by the Interinstitutional Agreement, for an amount of EUR 12 million for conversion of the Spanish and Portuguese fisheries fleet.

⁽³⁾ The amount entered in the 2003 budget exceeds the financial perspective ceiling because of the mobilisation of the European Union Solidarity Fund for EUR 104.8 million for Portugal, Spain and Italy.

⁽⁴⁾ The amount entered in the 2004 budget under this heading exceeds the financial perspective ceiling because of the use of the Flexibility Instrument, as allowed by the Interinstitutional Agreement, for an amount of EUR 95 million for the reconstruction of Iraq.

⁽⁵⁾ Including EUR 174 million in staff contributions to the pension scheme.

⁽⁶⁾ In 2004, Turkey will also be entitled to EUR 7,4 million under the TAIEX line included in the Phare pre-accession instrument, thereby bringing the 2004 total up to EUR 250 million.

6. Figures by financial perspective heading — Appropriations for payments

	Budget 2003 ⁽¹⁾ (1)	Financial Perspective 2004 (2)	Budget 2004 (3)	Difference 2003/2004 (3/1)	Difference 2003/2004 (3-1)
Appropriations for payments	EUR	EUR	EUR	%	EUR
1. AGRICULTURE	44 780 450 000		45 693 285 000	2,0 %	912 835 000
— Agricultural expenditure (excluding rural development)	40 082 450 000		40 245 285 000	0,4 %	162 835 000
— Rural development and accompanying measures	4 698 000 000		5 448 000 000	16,0 %	750 000 000
2. STRUCTURAL OPERATIONS	28 173 097 000		30 822 302 882	9,4 %	2 649 205 882
— Objective 1	16 622 071 691		19 900 163 468	19,7 %	3 278 091 777
— Objective 2	3 782 816 064		3 081 411 326	-18,5 %	-701 404 738
— Objective 3	3 273 936 656		3 150 679 399	-3,8 %	-123 257 257
— Other structural measures (outside Objective 1 areas)	262 700 775		360 387 987	37,2 %	97 687 212
— Community initiatives	1 330 844 777		1 297 749 214	-2,5 %	-33 095 563
— Innovative measures and technical assistance	161 727 037		162 911 488	0,7 %	1 184 451
— Other specific structural operations	89 000 000		69 000 000	-22,5 %	-20 000 000
— Cohesion fund	2 650 000 000		2 800 000 000	5,7 %	150 000 000
3. INTERNAL POLICIES	6 198 406 000		7 510 377 641	21,2 %	1 311 971 641
— Research and technological development	3 650 000 000		3 938 971 000	7,9 %	288 971 000
— Other agricultural operations	65 397 000		61 031 268	-6,7 %	-4 365 732
— Other regional operations	15 000 000		15 000 000	0,0 %	0
— Transport	36 925 000		69 895 992	89,3 %	32 970 992
— Other measures concerning fisheries and the sea	64 420 000		84 075 697	30,5 %	19 655 697
— Education, vocational training and youth	516 182 000		633 060 000	22,6 %	116 878 000
— Culture and audiovisual media	102 900 000		106 800 000	3,8 %	3 900 000
— Information and communication	102 421 000		110 823 843	8,2 %	8 402 843
— Social dimension and employment	161 672 000		216 570 433	34,0 %	54 898 433
— Contributions to European political parties	7 000 000		p.m.	-100,0 %	-7 000 000
— Energy	41 400 000		42 296 000	2,2 %	896 000
— Euratom nuclear safeguards	18 700 000		21 284 000	13,8 %	2 584 000
— Environment	207 232 000		247 906 000	19,6 %	40 674 000
— Consumer policy and consumer health protection	19 922 500		22 042 503	10,6 %	2 120 003
— Aid for reconstruction	611 000		340 000	-44,4 %	-271 000
— Internal market	176 589 000		229 004 500	29,7 %	52 415 500
— Industry	p.m.		p.m.		0
— Labour market and technological innovation	147 925 000		135 964 737	-8,1 %	-11 960 263
— Statistical information	31 600 000		38 118 000	20,6 %	6 518 000
— Trans-European networks	673 297 000		805 565 000	19,6 %	132 268 000
— Area of freedom, security and justice	152 203 500		223 917 846	47,1 %	71 714 346
— Measures to combat fraud	6 500 000		10 800 000	66,2 %	4 300 000
— Nuclear safety			138 000 000		138 000 000
— Institution Building			38 000 000		38 000 000
— Schengen			317 000 000		317 000 000
— European Union Solidarity Fund	p.m.		p.m.		0
— Performance facility reserve – Heading 3	509 000		3 910 822	668,3 %	3 401 822
4. EXTERNAL ACTION	4 694 010 314		4 950 907 978	5,5 %	256 897 664
— European Development Fund	p.m.		p.m.		0
— Food aid and support operations	446 850 000		399 602 340	-10,6 %	-47 247 660
— Humanitarian aid	441 690 000		493 000 000	11,6 %	51 310 000
— Cooperation with Asian developing countries	482 753 000		534 000 000	10,6 %	51 247 000

	Budget 2003 ⁽¹⁾ (1)	Financial Perspective 2004 (2)	Budget 2004 (3)	Difference 2003/2004 (3/1)	Difference 2003/2004 (3-1)
— Cooperation with Latin American developing countries	304 270 000		292 265 000	- 3,9 %	- 12 005 000
— Cooperation with the countries of southern Africa, including South Africa	152 700 000		153 100 000	0,3 %	400 000
— Cooperation with Mediterranean third countries and the Middle East	599 497 314		672 450 000	12,2 %	72 952 686
— Aid for rehabilitation and reconstruction of Irak	p.m.		128 000 000		128 000 000
— European bank for Reconstruction and Development — Community subscription to the capital	8 438 000		8 438 000	0,0 %	0
— Assistance to partner countries in eastern Europe and central Asia	515 100 000		555 670 000	7,9 %	40 570 000
— Other Community measures in favour of the partner countries of eastern Europe and central Asia and the countries of the Western Balkans	—		—		0
— Cooperation with the countries of the western Balkans	775 000 000		728 210 000	- 6,0 %	- 46 790 000
— Other cooperation measures	485 827 000		499 140 000	2,7 %	13 313 000
— European initiative for democracy and human rights	107 500 000		113 125 000	5,2 %	5 625 000
— International fisheries agreements	197 606 000		200 097 158	1,3 %	2 491 158
— External aspects of certain Community policies	96 302 000		91 436 000	- 5,1 %	- 4 866 000
— Common foreign and security policy	50 000 000		62 600 000	25,2 %	12 600 000
— Pre-accession strategy for Mediterranean countries	25 249 000		19 450 000	- 23,0 %	- 5 799 000
— Performance facility reserve – Heading 4	5 228 000		324 480	- 93,8 %	- 4 903 520
5. ADMINISTRATION	5 381 971 098		6 039 768 114	12,2 %	657 797 016
— Commission (excluding pensions)	2 780 000 371		2 994 552 324	7,7 %	214 551 953
— Other institutions (excluding pensions)	1 870 598 727		2 248 676 790	20,2 %	378 078 063
— Pensions (all institutions)	731 372 000		796 539 000	8,9 %	65 167 000
6. RESERVES	434 000 000		442 000 000	1,8 %	8 000 000
— Guarantee reserve	217 000 000		221 000 000	1,8 %	4 000 000
— Emergency aid reserve	217 000 000		221 000 000	1,8 %	4 000 000
7. PRE-ACCESSION STRATEGY	2 862 902 686		2 856 200 000	- 0,2 %	- 6 702 686
— Sapard Pre-accession instrument	442 900 000		401 800 000	- 9,3 %	- 41 100 000
— ISPA Pre-accession instrument	717 500 000		658 000 000	- 8,3 %	- 59 500 000
— Phare Pre-accession instrument	1 547 000 000		1 604 100 000	3,7 %	57 100 000
— Turkey	155 502 686		192 300 000	23,7 %	36 797 314
— European Union Solidarity Fund	p.m.		p.m.		0
8. COMPENSATION			1 409 545 056		1 409 545 056
Appropriations for payments — Total	92 524 837 098	111 554 000 000	99 724 386 671	7,8 %	7 199 549 573
<i>Margin</i>	10 413 162 902		11 829 613 329		
Compulsory expenditure	41 582 214 321		43 225 154 369	4,0 %	1 642 940 048
Non-compulsory expenditure	50 942 622 777		56 499 232 302	10,9 %	5 556 609 525
Appropriations for commitments					
Appropriations for commitments — Total	99 812 381 338	115 608 000 000	111 300 255 149	11,5 %	11 487 873 811
<i>Margin</i>	2 503 618 662		4 307 744 851		
Compulsory expenditure	41 504 890 321		43 170 819 731	4,0 %	1 665 929 410
Non-compulsory expenditure	58 307 491 017		68 129 435 418	16,8 %	9 821 944 401
Appropriations for payment as % of GNI	0,98 %	1,10 %	0,98 %		

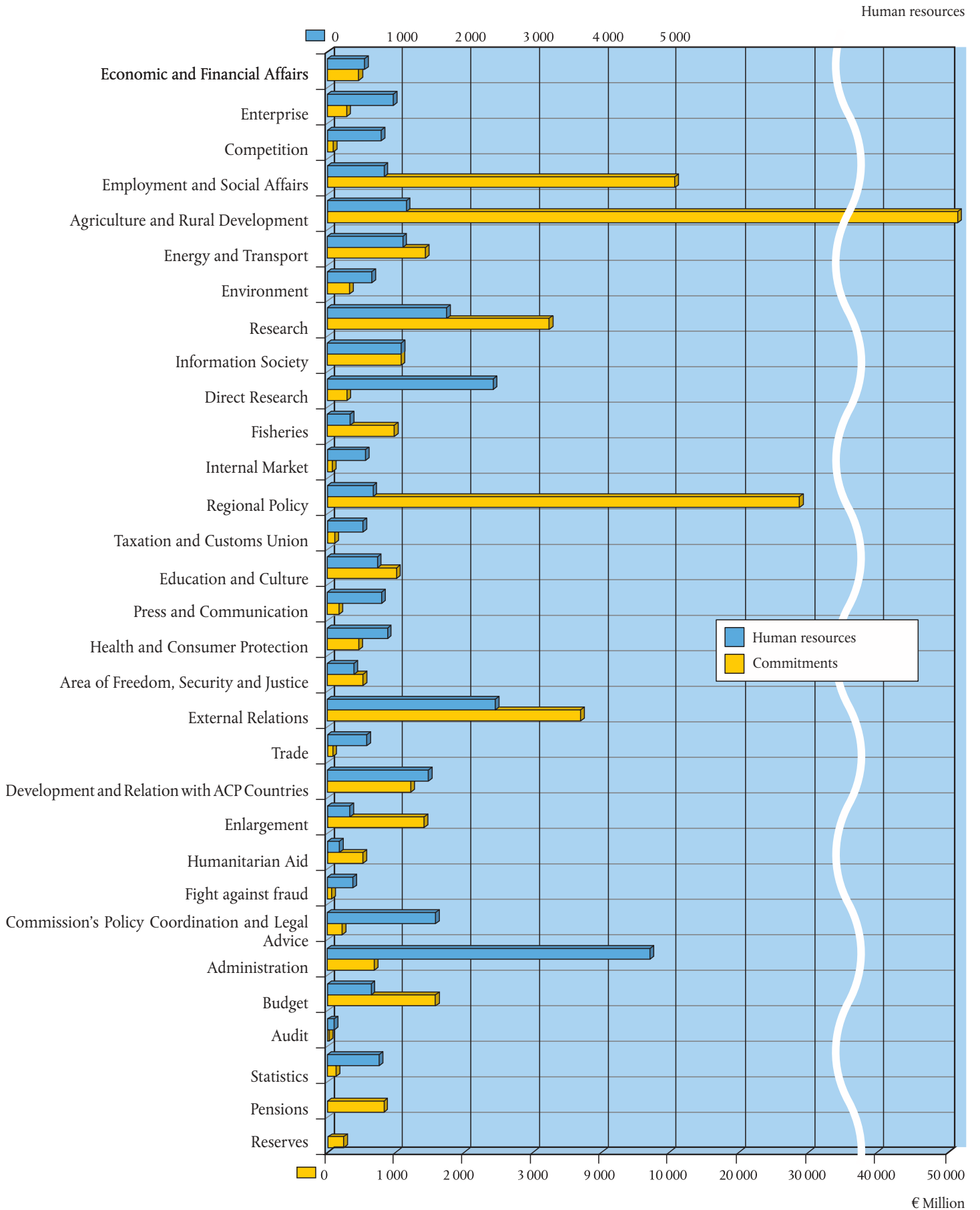
⁽¹⁾ Amending budgets 1, 2, 3, 4, 5, 6 and 7 included.

7. Summary of appropriations for commitments (by policy area)

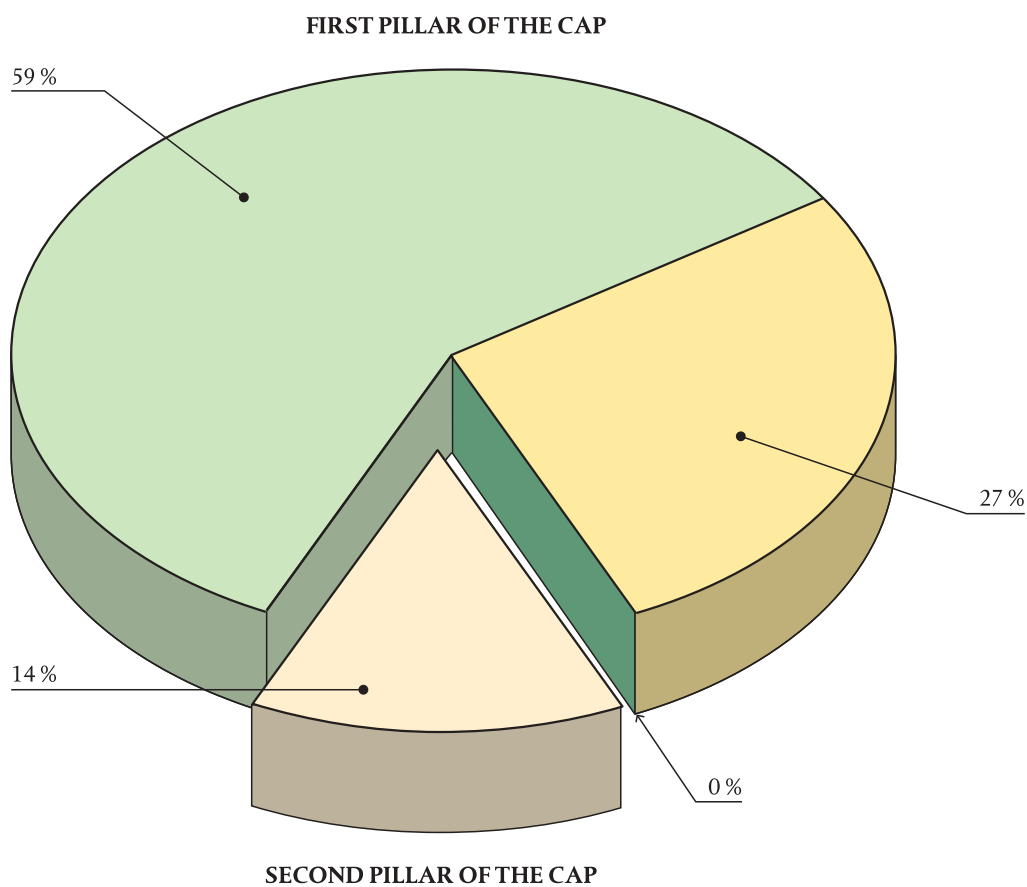
(commitment appropriations, EUR million, posts and/or man/years)

Title	Budget 2003		Budget 2004		Difference 2004–2003	
	Commitments	Human resources ⁽¹⁾	Commitments	Human resources ^{(1), (2)}	Commitments	Human resources
	1	2	3	4	3/1	4–2
01 Economic and Financial Affairs	456,45	519	474,89	538	4,04 %	19
02 Enterprise	294,65	929	306,27	954	3,94 %	25
03 Competition	76,14	730	82,58	775	8,46 %	45
04 Employment and Social Affairs	9 830,16	775	10 844,08	816	10,31 %	41
05 Agriculture and Rural Development	48 408,06	1 053	50 462,39	1 138	4,24 %	85
06 Energy and Transport	1 030,49	1 021	1 356,64	1 089	31,65 %	68
07 Environment	302,49	585	336,83	640	11,35 %	55
08 Research	2 712,45	1 667	3 215,53	1 727	18,55 %	60
09 Information Society	1 004,03	1 048	1 189,58	1 072	18,48 %	24
10 Direct Research	269,18	2 131	305,62	2 400	13,54 %	269
11 Fisheries	925,58	313	986,42	324	6,57 %	11
12 Internal Market	65,45	492	68,47	540	4,62 %	48
13 Regional Policy	21 988,77	597	26 785,19	653	21,81 %	56
14 Taxation and Customs Union	94,68	470	106,71	507	12,71 %	37
15 Education and Culture	834,36	715	996,52	722	19,44 %	7
16 Press and Communication	147,21	692	175,29	787	19,07 %	95
17 Health and Consumer Protection	381,43	819	470,43	869	23,33 %	50
18 Area of Freedom, Security and Justice	146,73	328	531,01	380	261,90 %	52
19 External Relations ⁽³⁾	3 317,43	2 314	3 661,66	2 426	10,38 %	112
20 Trade ⁽³⁾	69,57	512	73,89	560	6,20 %	48
21 Development and Relation with ACP Countries ^{(3), (4)}	1 153,63	1 467	1 199,89	1 459	4,01 %	– 8
22 Enlargement ⁽³⁾	1 972,27	592	1 324,14	313	– 32,86 %	– 279
23 Humanitarian Aid	458,28	160	507,33	169	10,70 %	9
24 Fight against fraud	45,47	348	54,31	366	19,43 %	18
25 Commission's Policy Coordination and Legal Advice	183,68	1 382	197,09	1 561	7,30 %	179
26 Administration	615,88	4 378	687,41	4 676	11,61 %	298
27 Budget ⁽⁵⁾	66,20	615	1 476,45	627	2 130,29 %	12
28 Audit	9,22	92	9,40	92	1,99 %	0
29 Statistics	118,66	741	126,88	740	6,93 %	– 1
30 Pensions	741,12		817,64		10,33 %	
31 Reserves	222,05		221		– 0,47 %	
Total Commission	97 941,78	27 485	109 051,58	28 920	11,34 %	1 435
Other Institutions	1 870,60		2 248,68		20,21 %	
Total	99 812,38		111 300,26		11,51 %	

⁽¹⁾ Covers both regular and support staff.⁽²⁾ PDB 2004.⁽³⁾ Includes appropriations for regular staff working in the EC delegations covered by the Policy Area.⁽⁴⁾ Including staff employed with the European Development Fund.⁽⁵⁾ Human resources figures include posts (154 in 2003, and 135 in 2004) attributed only for technical reasons to Budget.



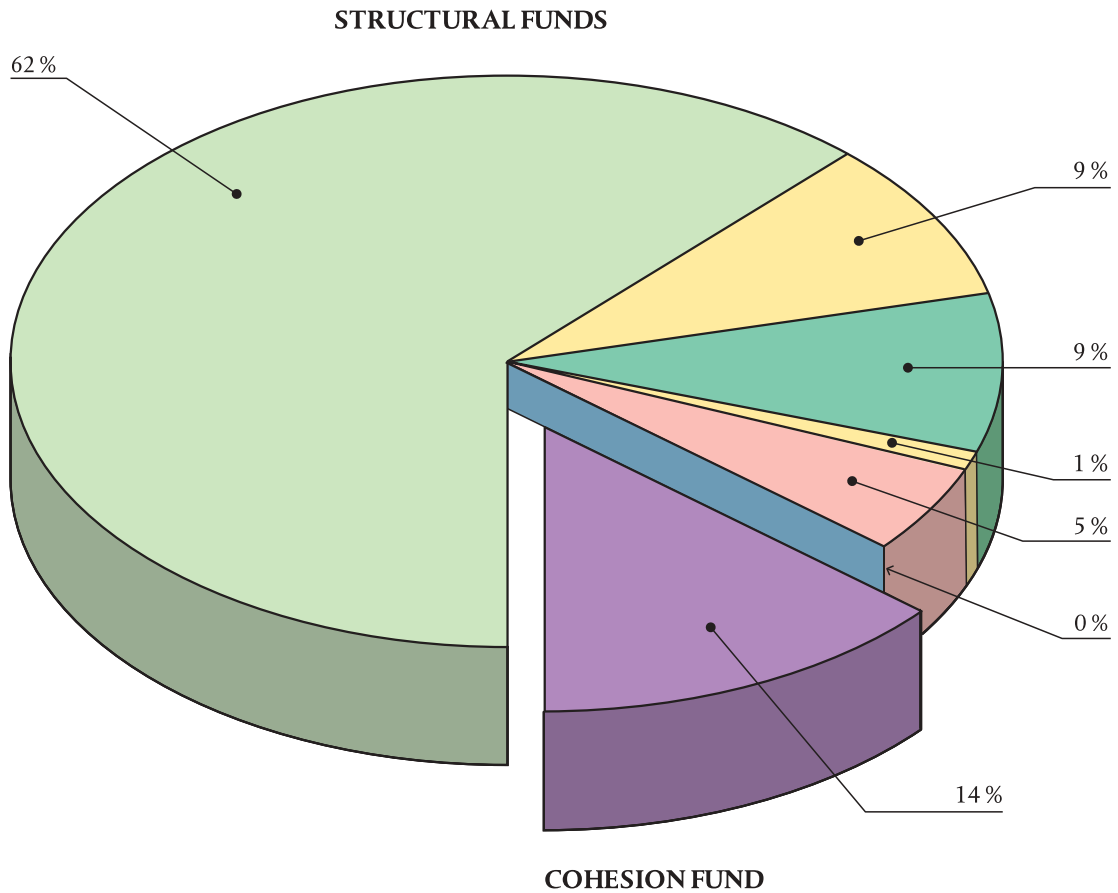
8. Heading 1 : Agricultural expenditure



(EUR million)

Heading 1 : Agricultural expenditure	Budget 2004
FIRST PILLAR OF THE CAP (Agricultural expenditure excluding rural development) :	40 245,29
— Plant products	27 537,40
— Animal products	12 717,50
— Others	- 9,62
SECOND PILLAR OF THE CAP (Rural development)	6 536,00
Total	46 781,29

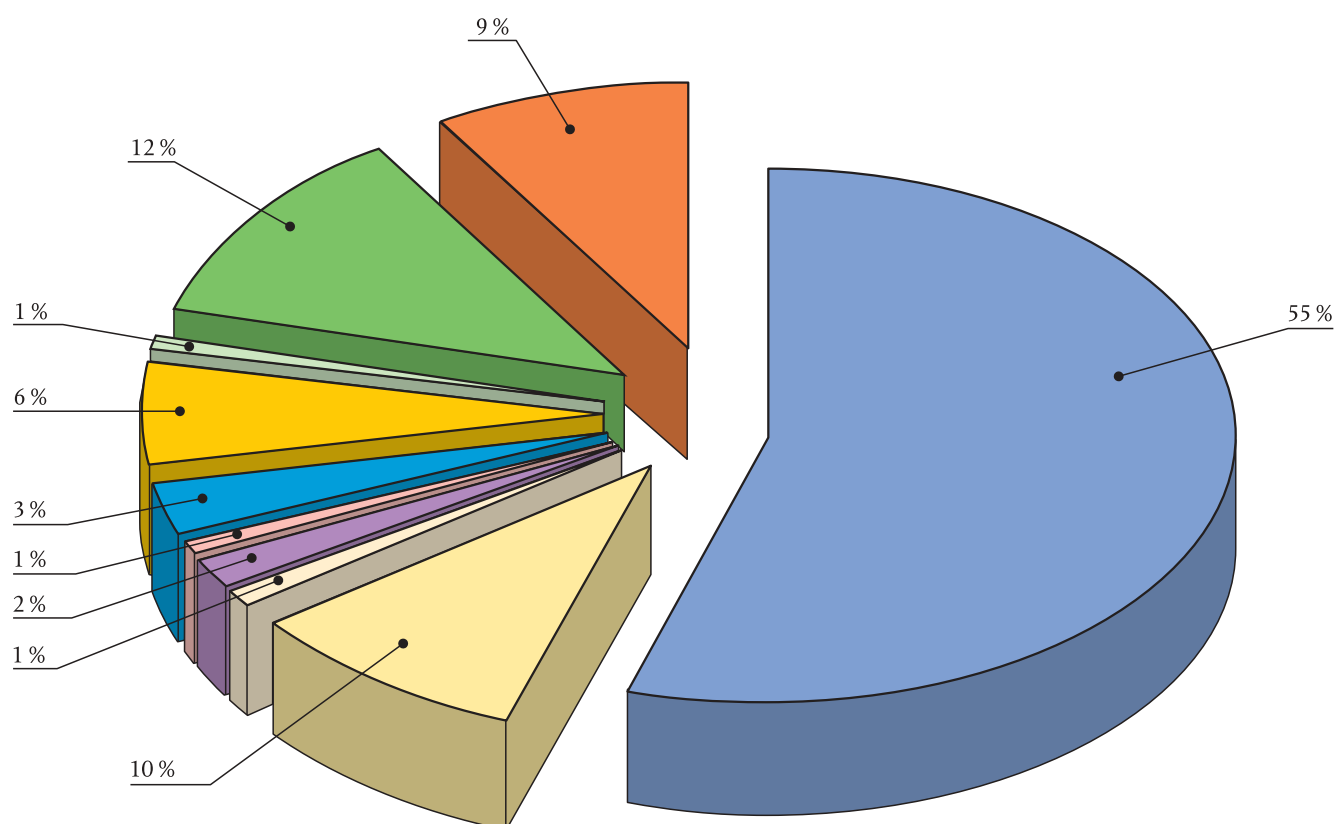
9. Heading 2 : Structural operations



(EUR million)

Heading 2 : Structural operations	Budget 2004
STRUCTURAL FUNDS	35 353,00
— Objective 1	25 468,72
— Objective 2	3 619,05
— Objective 3	3 834,81
— Other structural measures (outside Objective 1 areas)	174,90
— Community initiatives	2 138,66
— Innovative measures and technical assistance	116,85
COHESION FUND	5 682,00
Total	41 035,00

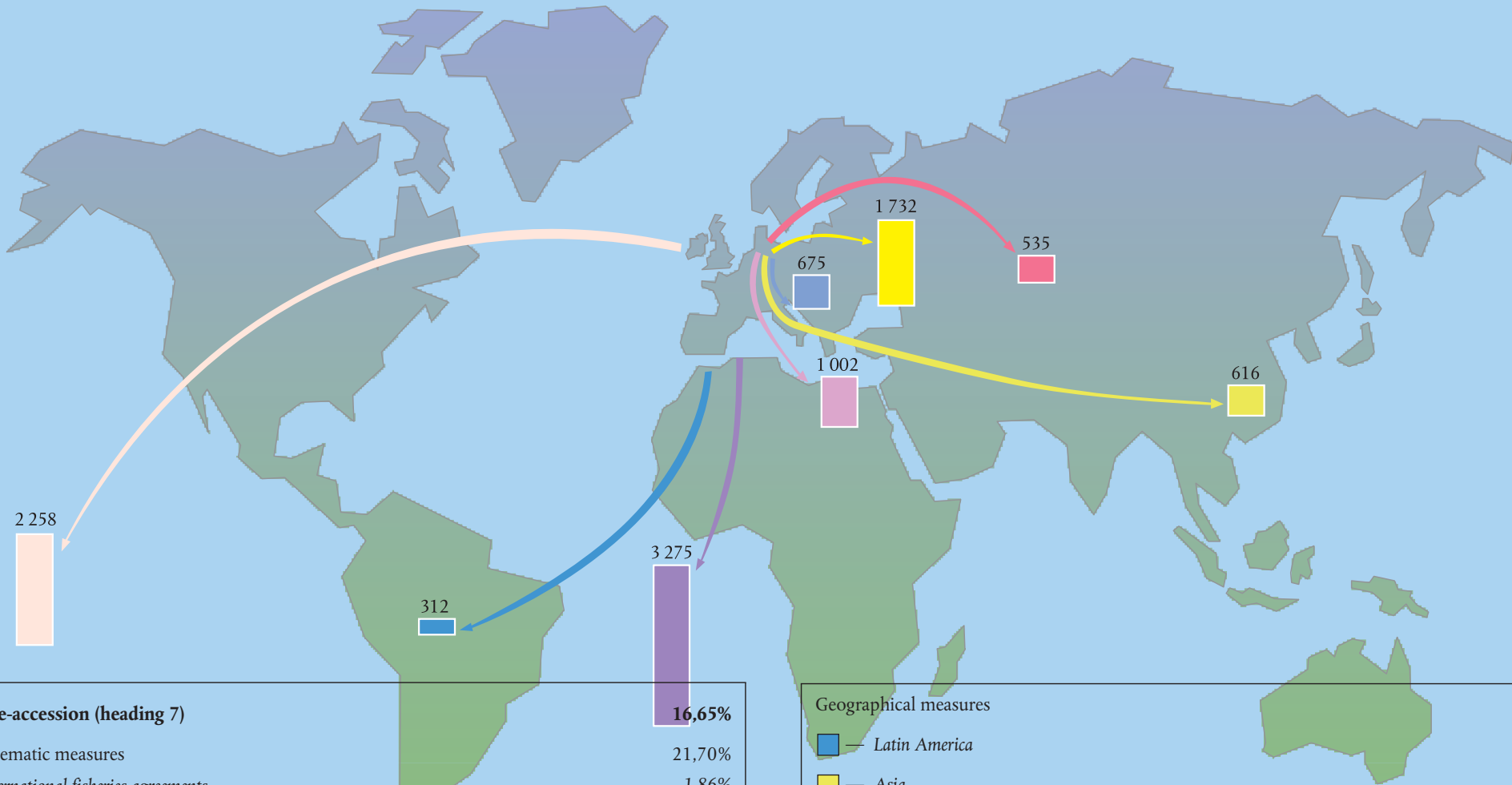
10. Heading 3 : Internal policies



(EUR million)

Heading 3 : Internal policies	Budget 2004
■ Sixth framework programme for research and technological development	4 815,0
■ Education and culture	847,6
■ Economic and financial affairs	99,8
■ Employment	171,1
■ Entreprise (excluding the sixth framework programme)	136,2
■ Environment	250,2
■ Justice and Home affairs	489,3
■ Health and consumer protection	107,9
■ Energy and transport (excluding the sixth framework programme)	1 012,5
■ Other	754,2
Total	8 683,8

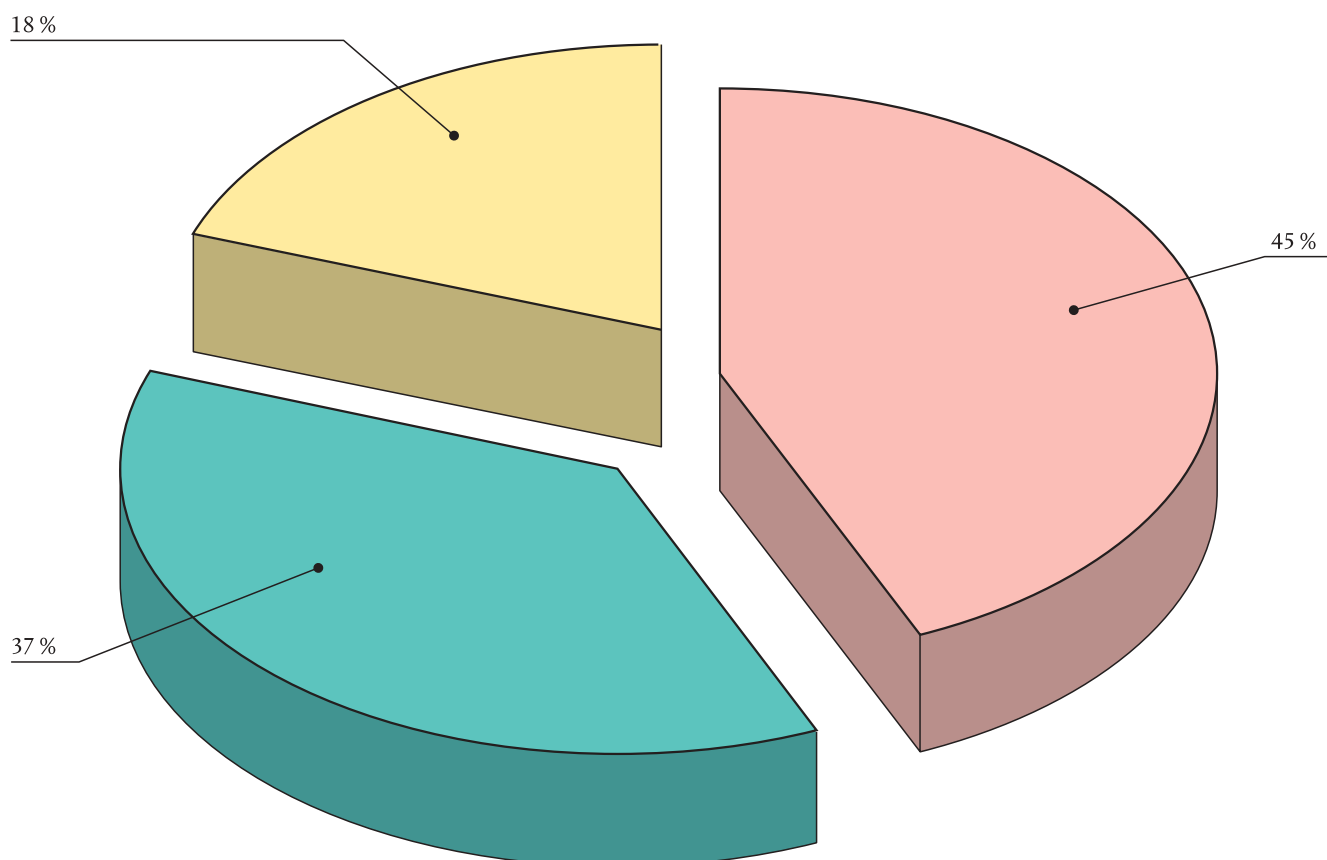
11. Headings 4 and 7 : External actions and pre-accession strategy



■ Pre-accession (heading 7)	16,65%
■ Thematic measures	21,70%
— International fisheries agreements	1,86%
— CFSP	0,61%
— Humanitarian aid	4,71%
— Food aid	4,03%
— External aspects of certain Community policies	0,87%
— Democracy and human rights	1,21%
— Other sectoral development measures	4,99%
— Other external cooperation measures	1,30%
— Emergency aid reserve	2,12%

Geographical measures		30,18%
■ Latin America		3,00%
■ Asia		5,92%
■ Mediterranean and Middle East		9,63%
■ Balkans		6,49%
■ Eastern Europe and central Asia		5,14%
Heading 4 + emergency aid reserve		51,88%
■ Africa, Carribean and Pacific (ACP) - EDF		31,48%
Total		100,00%

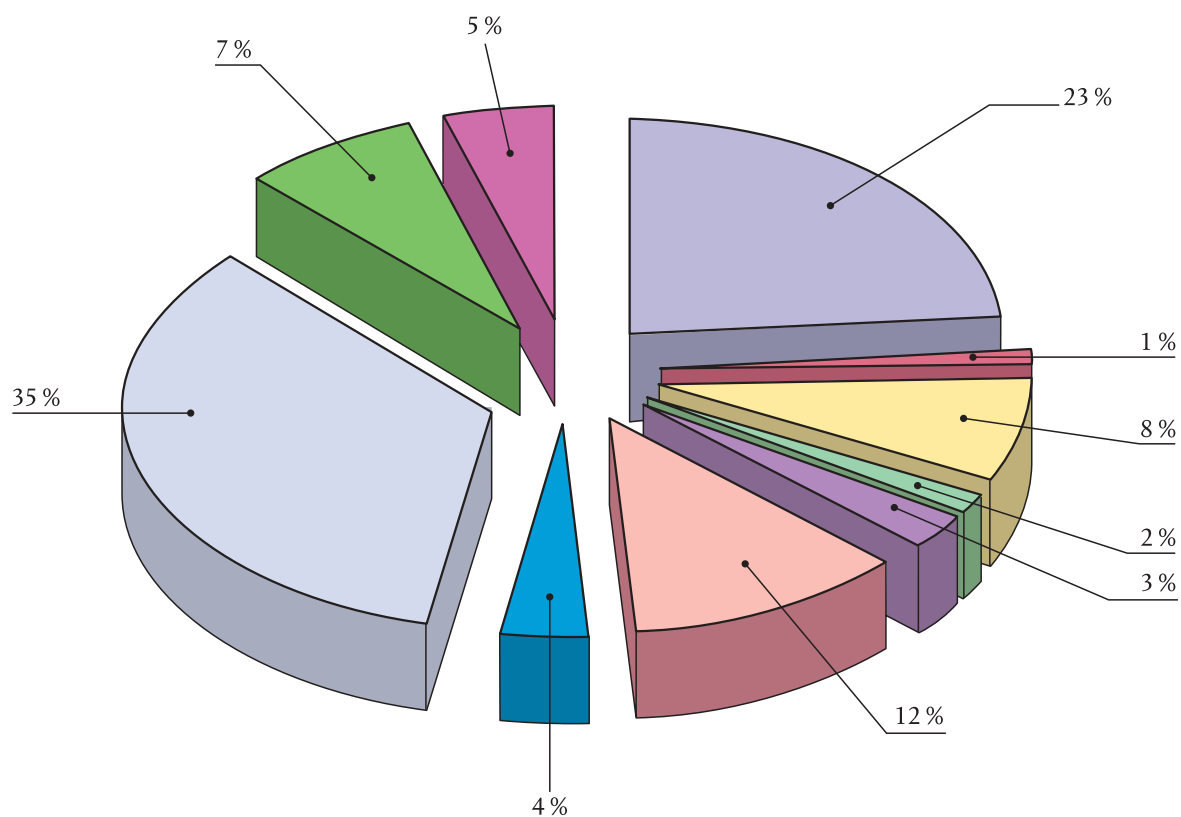
12. Heading 5 : Administrative expenditure



(EUR million)

Heading 5 : Administrative expenditure	Budget 2004
	Commitments = Payments
Commission (excluding common expenditure)	2 730,23
Other institutions	2 248,68
Common expenditure:	1 060,86
— Pensions	796,54
— European Schools	126,98
— Publications Office	74,03
— European Anti-fraud Office	41,88
— European Personnel Selection Office	21,43
Total	6 039,77

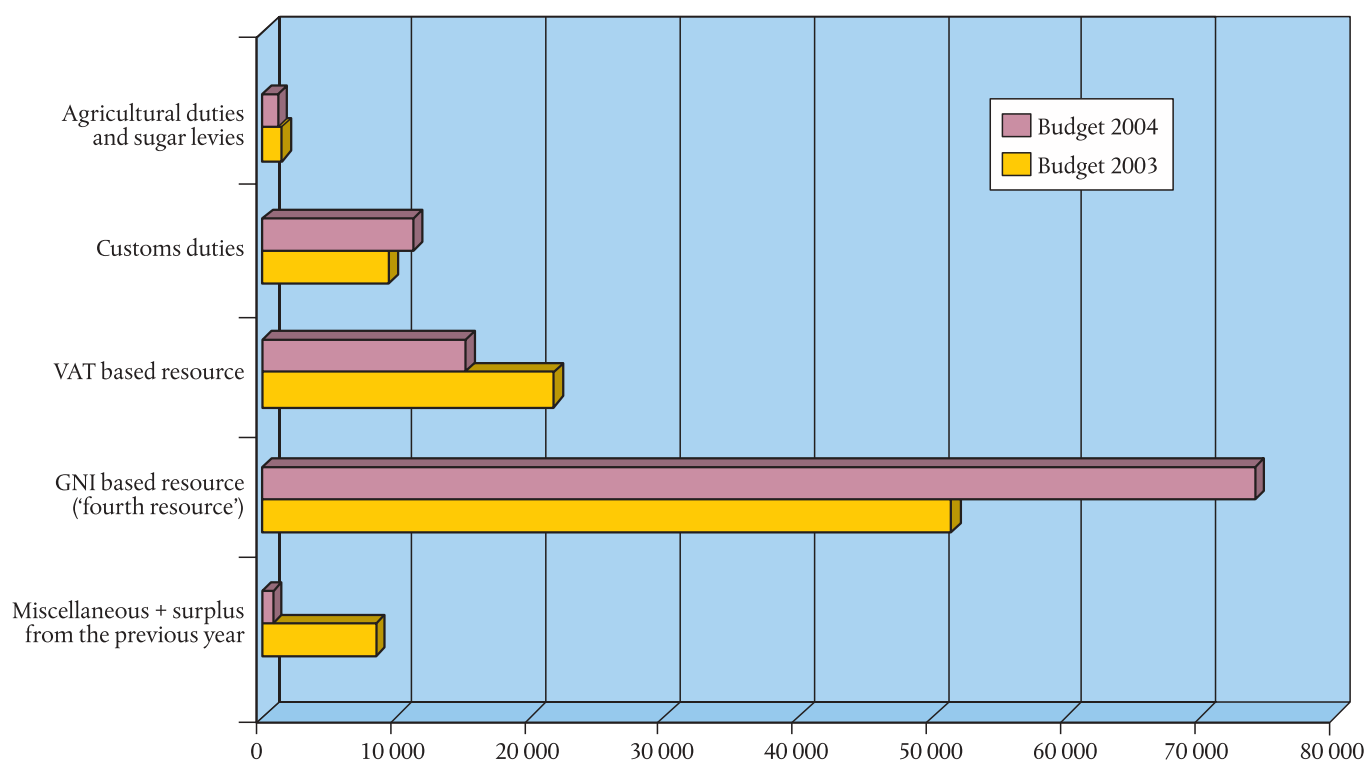
13. Heading 8 : Compensation



(EUR millions)

Heading 8 : Compensation		Budget 2004
Compensation		
Czech Republic		332,29
Estonia		17,49
Cyprus		106,96
Latvia		21,59
Lithuania		38,53
Hungary		171,96
Malta		55,36
Poland		490,30
Slovenia		105,08
Slovakia		69,98
Total		1 409,55

14. Breakdown by type of revenue



Type of revenue	Budget 2004		Budget 2003	
	EUR million	%	EUR million	%
Agricultural duties and sugar levies	1 218,90	1,2 %	1 426,42	1,5 %
Customs duties	10 154,93	10,2 %	9 479,78	10,2 %
VAT based resource	14 324,13	14,4 %	21 748,03	23,5 %
GNI based resource («fourth resource»)	73 220,77	73,4 %	51 356,72	55,5 %
Miscellaneous plus surplus from the previous year	805,66	0,8 %	8 513,89	9,2 %
Total	99 724,39	100,0%	92 524,84	100,0 %

European Commission

General budget of the European Union for the financial year 2004

The figures

Luxembourg: Office for Official Publications of the European Communities

2004 — 24 pp. — 21 x 29,7 cm

ISBN 92-894-7043-7