

**GENERAL BUDGET
OF THE EUROPEAN UNION
FOR THE FINANCIAL YEAR 1999**



The figures



EUROPEAN COMMISSION

**GENERAL BUDGET
OF THE EUROPEAN UNION
FOR THE FINANCIAL YEAR 1999**

The figures

BRUSSELS • LUXEMBOURG, 1999

Note to the reader

For technical reasons a decimal comma is used in this publication.

A great deal of additional information on the European Union is available on the Internet. It can be accessed through the Europa server (<http://europa.eu.int>).

Cataloguing data can be found at the end of this publication.

Luxembourg: Office for Official Publications of the European Communities, 1999

ISBN 92-828-5763-8

© European Communities, 1999

Reproduction is authorised provided the source is acknowledged.

Printed in France

CONTENTS

	Page
General presentation	5
Breakdown of expenditure by subsection	7
General summary of appropriations for 1998 and 1999	8
Financial perspective 1993 to 1999	13
Breakdown by heading in the financial perspective	14
Breakdown by heading in the financial perspective with subdivisions	15
Heading 1: Common agricultural policy	18
Heading 2: Structural operations	19
Heading 3: Internal policies	20
Heading 4: External action and negative reserve	21
Heading 5: Administrative expenditure of the institutions	22
Breakdown by type of revenue	23

GENERAL PRESENTATION

Following Parliament's second reading, the President of Parliament declared the 1999 budget finally adopted on 17 December 1998.

This is the first budget to be expressed in €. It totals € 96 929 million in commitment appropriations and € 85 558 million in payment appropriations, up by 6,91 % on the 1998 budget in commitment appropriations and 2,43 % in payment appropriations. Substantial margins are left beneath the financial perspective ceilings, as was the case in 1998: € 6 455 million in commitment appropriations and € 11 105 million in payment appropriations. The total payment appropriations represent 1,10 % of GNP (compared with the 1998 figure of 1,14 % and the own resources ceiling of 1,27 % of GNP).

It is once again a budget which testifies to the rigorous approach of the two arms of the budgetary authority. But it is also the last budget to be covered by the Edinburgh financial perspective, marking the end of the Delors II package and the transition to Agenda 2000.

The appropriations for *agricultural expenditure* total € 40 440 million, the amount proposed by the Commission in its preliminary draft, but with requirements updated as shown in the letter of amendment presented after Parliament's first reading: increases of € 513 million were offset by an equivalent volume of targeted reductions (affecting arable crops). It was also decided to enter an item for food aid to Russia, to place in reserve € 20 million for agri-environmental measures in return for an equivalent reduction in Item B1-1014 (Depreciation of stocks), and to place in reserve a total of € 80 million for Items B1-1501 (Compensation for withdrawals and buying in), B1-1502 (Operational fund for producer organisations) and B1-2002 (Refunds on cheese). The margin in relation to the guideline is € 4 748 million.

Planned expenditure on *structural operations* comes to € 39 025 million for commitments and € 30 450 million for payments, a cut of € 500 million in relation to the preliminary draft. The allocations for the Structural Funds total € 35 902 million in commitment appropriations, corresponding to the amounts agreed at Edinburgh as adjusted for enlargement. The PEACE initiative for Northern Ireland is allocated € 100 million by means of redeployment of appropriations from Community initiatives on the basis of outturn figures which, as well as covering the financing of PEACE, allow additional funds to be made available for RECHAR II (around € 28 million), RESIDER II (€ 25 million), to make up for the fact that the Council refused Parliament's proposal that € 60 million be taken from the ECSC, and REGIS I (€ 20 million).

Total appropriations for *internal policies* are € 5 861 million for commitments, an increase of 1,68 % on the 1998 budget and € 5 021 million for payments (an increase of 1,53 %). The margin beneath the heading for the ceiling is € 524 million in commitment appropriations.

The appropriations allocated to research stand at € 3 450 million, reflecting the political agreement on the amounts for the 5th Framework Programme reached at the conciliation meeting on 17 November. The trans-European networks are the other major item under the heading with € 585 million (up by 4,5 % on 1998).

Among the other policies, in particular the major multiannual programmes, the appropriations for Socrates, Youth for Europe and Raphael exceed the privileged amounts. In culture and education, the main feature is the creation of a new initiative, CONNECT, with € 15 million for commitments and € 8 million for payments; its purpose is to strengthen the integration of cultural programmes with an eye to a new 'Europe of knowledge' plan and to finance pilot projects for linking innovations in this area. The 1999 budget will also allow the Ariane and Kaleidoscope programmes to continue.

Application of the recent agreement on legal bases has resulted in token entries (p.m.) being made for many items which do not have a legal basis, although in some cases appropriations are placed in reserve.

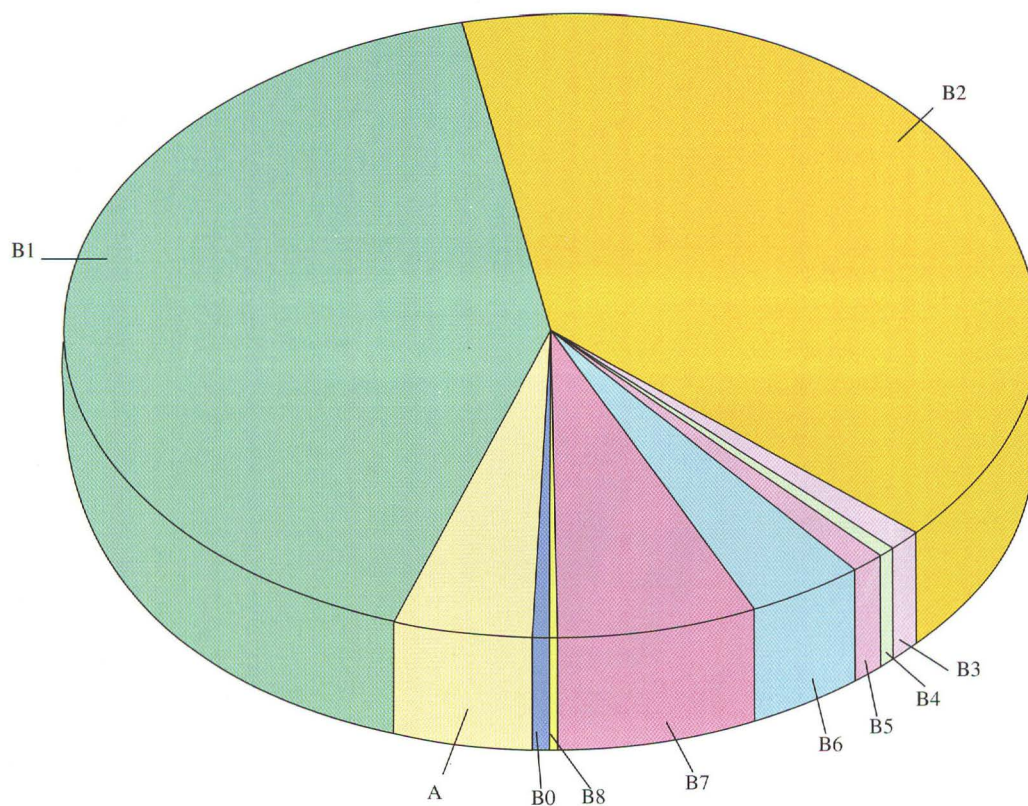
The allocations for *external action* total € 5 907 million, an increase of 3,27 % on the 1998 budget, leaving a margin of € 962 million beneath the ceiling for the heading. The total for payments is € 3 952 million, a very significant 9,13 % cut in relation to the 1998 budget.

The top priority for 1999 is to focus on cooperation with the countries of central and eastern Europe under the new guidelines for the pre-accession strategy. The PHARE programme also has its allocation increased by over 28 % in commitment appropriations in relation to the 1998 budget, subject to large-scale redeployment within the overall allocation. By contrast, the Commission's proposals for cooperation with Mediterranean non-member countries and with the new independent states and Mongolia were not accepted (the amounts proposed in the preliminary draft were cut by € 49 million and € 10 million respectively). The appropriations usually entered in reserve for financial cooperation with Turkey were deleted this year. The allocations for food aid and humanitarian assistance should allow the Community to continue providing relief in much the same way as in 1998.

But there have also been some drastic cuts in the 1999 budget in comparison with the 1998 budget in terms of payment appropriations: they amount to 12 % for cooperation with Mediterranean non-member countries, 21 % for cooperation with the countries of central and eastern Europe, 19 % for cooperation with the new independent States and Mongolia, 12 % for cooperation with former Yugoslavia and 21 % for the external aspects of certain Community policies.

The appropriations for *administrative expenditure* total € 4 503 million, 0,04 % down on the 1998 budget. Of this total, € 1 580 million is for the other institutions (down by 4,9 %) and € 2 426 million for the Commission (excluding pensions), an increase of 2,04 %, the pensions for all the institutions rising by 6,6 %.

1999 budget
Breakdown of expenditure by subsection
(appropriations for commitments)



(EUR million)

Subsection	Amount	%
B1: EAGGF Guarantee Section	40 940,0	42,2
B2: Structural operations, structural expenditure and cohesion expenditure, financial mechanism, other agricultural and regional operations, transport and fisheries	39 260,0	40,5
B3: Training, youth, culture, audio-visual media, information, social dimension and employment	812,0	0,8
B4: Energy, Euratom nuclear safeguards and environment	235,4	0,2
B5: Consumer protection, internal market, industry and trans-European networks	1 129,1	1,2
B6: Research and technological development	3 450,0	3,6
B7: External action	6 223,8	6,4
B8: Common foreign and security policy	30,0	0,0
B0: Compensation, guarantees, reserves	346,0	0,4
A: Administrative expenditure (of all the institutions)	4 502,3	4,6
Total	96 928,7	100,0

General summary of appropriations for 1998 and 1999

Heading in the financial perspective	Sub-section Title	Heading	Appropriations 1998		Appropriations 1999		Difference 1999-1998	
			Commitments	Payments	Commitments	Payments	Commitments	Payments
		PART A						
5	A-1	Expenditure relating to persons working with the institution	1 712 065 000	1 712 065 000	1 760 817 000	1 760 817 000	48 752 000	48 752 000
5	A-2	Buildings, equipment and miscellaneous operating expenditure	319 222 000	319 222 000	312 612 000	312 612 000	-6 610 000	-6 610 000
5	A-3	Expenditure resulting from special functions carried out by the institution	249 455 180	249 455 180	256 729 354	256 729 354	7 274 174	7 274 174
5	A-4	Interinstitutional cooperation, interinstitutional services and activities	74 548 000	74 548 000	73 894 000	73 894 000	-654 000	-654 000
5	A-5	Data-processing	93 900 000	93 900 000	93 900 000	93 900 000	0	0
5	A-6	Staff and administrative expenditure of European Community delegations	202 630 000	202 630 000	213 900 000	213 900 000	11 270 000	11 270 000
5	A-7	Support staff and decentralisation	192 518 000	192 518 000	211 146 000	211 146 000	18 628 000	18 628 000
5	A-10	Other expenditure	p.m.	p.m.	p.m.	p.m.	0	0
		Part A — Total	2 844 338 180	2 844 338 180	2 922 998 354	2 922 998 354	78 660 174	78 660 174
		PART B						
	B1	European Agricultural Guidance and Guarantee Fund, Guarantee Section						
1	B1-1	Plant products	26 159 000 000	26 159 000 000	27 022 000 000	27 022 000 000	863 000 000	863 000 000
1	B1-2	Animal products	10 417 500 000	10 417 500 000	9 706 000 000	9 706 000 000	-711 500 000	-711 500 000
1	B1-3	Ancillary expenditure	1 400 500 000	1 400 500 000	1 095 000 000	1 095 000 000	-305 500 000	-305 500 000
1	B1-5	Accompanying measures	1 960 000 000	1 960 000 000	2 617 000 000	2 617 000 000	657 000 000	657 000 000
6	B1-6	Monetary reserve	500 000 000	500 000 000	500 000 000	500 000 000	0	0
		B1 — Sub-total	40 437 000 000	40 437 000 000	40 940 000 000	40 940 000 000	503 000 000	503 000 000

General summary of appropriations for 1998 and 1999 (cont'd)

Heading in the financial perspective	Sub-section Title	Heading	Appropriations 1998		Appropriations 1999		Difference 1999-1998	
			Commitments	Payments	Commitments	Payments	Commitments	Payments
	B2	Structural operations, Structural and Cohesion Funds, other agricultural and regional operations, transport and fisheries						
2	B2-1	Structural Funds	30 482 000 000	25 761 000 000	35 902 000 000	27 568 000 000	5 420 000 000	1 807 000 000
2	B2-3	Cohesion Fund	2 871 000 000	2 648 800 000	3 118 000 000	2 877 000 000	247 000 000	228 200 000
2	B2-4	Expenditure for the financial mechanism relating to the accession of new Member States	108 000 000	108 000 000	5 000 000	5 000 000	- 103 000 000	- 103 000 000
3	B2-5	Other agricultural operations	145 900 000	121 300 000	147 800 000	131 700 000	1 900 000	10 400 000
3	B2-6	Other regional operations	17 000 000	22 000 000	17 000 000	22 000 000	0	0
3	B2-7	Transport	19 050 000	20 790 000	21 200 000	19 200 000	2 150 000	- 1 590 000
3	B2-9	Other measures concerning fisheries and the sea	48 100 000	30 600 000	48 950 000	35 550 000	850 000	4 950 000
		B2 — Sub-total	33 691 050 000	28 712 490 000	39 259 950 000	30 658 450 000	5 568 900 000	1 945 960 000
	B3	Training, youth, culture, audiovisual media, information and other social operations						
3	B3-1	Education, vocational training and youth	410 650 000	368 950 000	441 700 000	391 311 000	31 050 000	22 361 000
3	B3-2	Culture and audio-visual media	104 150 000	113 700 000	106 700 000	96 000 000	2 550 000	- 17 700 000
3	B3-3	Information and communication	102 530 000	98 830 000	107 600 000	114 950 000	5 070 000	16 120 000
3	B3-4	Social dimension and employment	159 530 000	143 960 000	156 040 000	138 690 000	- 3 490 000	- 5 270 000
		B3 — Sub-total	776 860 000	725 440 000	812 040 000	740 951 000	35 180 000	15 511 000
	B4	Energy, Euratom nuclear safeguards and environment						
3	B4-1	Energy	33 000 000	36 800 000	40 580 000	35 880 000	7 580 000	- 920 000
3	B4-2	Euratom nuclear safeguards	16 000 000	17 000 000	16 400 000	15 700 000	400 000	- 1 300 000
3	B4-3	Environment	140 500 000	128 440 000	178 450 000	146 850 000	37 950 000	18 410 000
		B4 — Sub-total	189 500 000	182 240 000	235 430 000	198 430 000	45 930 000	16 190 000

General summary of appropriations for 1998 and 1999 (cont'd)

Heading in the financial perspective	Sub-section Title	Heading	Appropriations 1998		Appropriations 1999		Difference 1999-1998	
			Commitments	Payments	Commitments	Payments	Commitments	Payments
	B5	Consumer protection, internal market, industry and trans-European networks						
3	B5-1	Consumer protection and consumer health protection	20 870 000	21 170 000	23 850 000	19 450 000	2 980 000	-1 720 000
3	B5-2	Aid for reconstruction	2 976 000	2 976 000	2 234 000	2 234 000	-742 000	-742 000
3	B5-3	Internal market	157 300 000	149 535 000	152 245 000	130 545 000	-5 055 000	-18 990 000
3	B5-4	Industry	84 100 000	77 000 000	92 017 000	93 950 000	7 917 000	16 950 000
3	B5-5	Employment market and technological innovation	191 000 000	100 000 000	209 280 000	134 980 000	18 280 000	-34 980 000
3	B5-6	Statistical information	29 800 000	29 000 000	30 725 000	27 391 000	925 000	-1 609 000
3	B5-7	Trans-European networks	559 900 000	388 800 000	585 190 000	452 190 000	25 290 000	63 390 000
3	B5-8	Cooperation policy in the fields of justice and home affairs	25 750 000	21 750 000	27 000 000	16 000 000	1 250 000	-5 750 000
3	B5-9	Measures to combat fraud and support expenditure for internal policies	5 400 000	5 400 000	6 600 000	6 400 000	1 200 000	1 000 000
		B5 — Sub-total	1 077 096 000	795 631 000	1 129 141 000	883 140 000	52 045 000	87 509 000
	B6	Research and technological development						
3	B6-1	Joint Research Centre — Staff and resources	207 494 000	203 557 000	210 738 000	213 884 000	3 244 000	10 327 000
3	B6-2	Joint Research Centre — Direct operating appropriations — Scientific and technical support for Community policies — EC framework programme (1998 to 2002)			38 800 000	14 539 000	38 800 000	14 539 000
3	B6-3	Joint Research Centre — Direct operating appropriations — EAEC framework programme (1998 to 2002)			11 262 000	4 978 000	11 262 000	4 978 000
3	B6-4	Joint Research Centre — Direct action — completion of former joint and supplementary programmes and other Joint Research Centre activities	52 506 000	45 443 000	p.m.	28 849 000	-52 506 000	-16 594 000

General summary of appropriations for 1998 and 1999 (cont'd)

Heading in the financial perspective	Sub-section Title	Heading	Appropriations 1998		Appropriations 1999		Difference 1999-1998	
			Commitments	Payments	Commitments	Payments	Commitments	Payments
3	B6-5	Indirect action (shared-cost projects) and concerted action — Completion of earlier projects and other activities	3 231 000 000	2 798 567 000	p.m.	2 000 000 000	-3 231 000 000	-798 567 000
3	B6-6	Indirect action (shared-cost projects). Concerted action — Fifth Framework Programme (1999 to 2002)			3 189 200 000	727 940 000	3 189 200 000	727 940 000
		B6 — Sub-total	3 491 000 000	3 047 567 000	3 450 000 000	2 990 190 000	- 41 000 000	-57 377 000
	B7	External action						
4	B7-1	European Development Fund	p.m.	p.m.	p.m.	p.m.	0	0
4	B7-2	Food and humanitarian aid	855 100 000	702 100 000	835 850 000	710 850 000	-19 250 000	8 750 000
4	B7-3	Cooperation with developing countries in Asia, Latin America and southern Africa, including South Africa	867 499 000	551 650 000	880 050 000	544 900 000	12 551 000	-6 750 000
4	B7-4	Cooperation with Mediterranean third countries and the Middle East	1 148 667 000	622 668 000	1 094 000 000	548 200 000	-54 667 000	-74 468 000
4	B7-5	Cooperation with countries of central and eastern Europe and the New Independent States and Mongolia	1 964 566 000	1 683 370 500	2 215 010 000	1 379 410 000	250 444 000	-303 960 500
4	B7-6	Other cooperation measures	373 768 000	287 004 000	359 700 000	292 850 000	-14 068 000	5 846 000

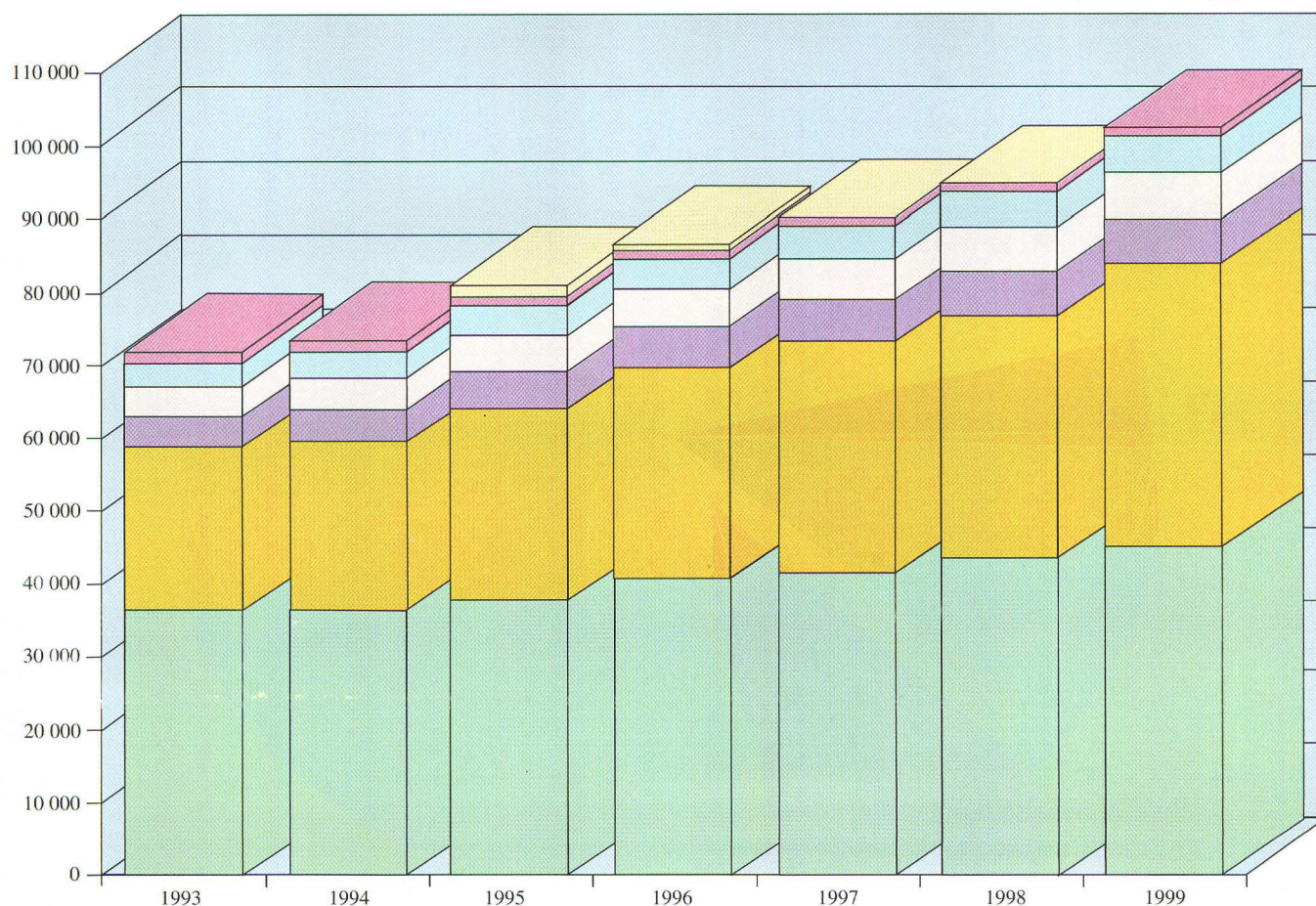
General summary of appropriations for 1998 and 1999 (cont'd)

Heading in the financial perspective	Sub-section Title	Heading	Appropriations 1998		Appropriations 1999		Difference 1999-1998	
			Commitments	Payments	Commitments	Payments	Commitments	Payments
4	B7-7	European initiative for democracy and the protection of human rights	97 400 000	75 800 000	98 000 000	77 100 000	600 000	1 300 000
4	B7-8	External aspects of certain Community policies	383 830 000	406 305 000	395 230 000	375 980 000	11 400 000	-30 325 000
6	B7-9	Reserve	338 000 000	338 000 000	346 000 000	346 000 000	8 000 000	8 000 000
		B7 — Sub-total	6 028 830 000	4 666 897 500	6 223 840 000	4 275 290 000	195 010 000	-391 607 500
		B8 Common foreign and security policy						
	B8-0	Common foreign and security policy	30 000 000	20 250 000	30 000 000	22 950 000	0	2 700 000
		B8 — Sub-total	30 000 000	20 250 000	30 000 000	22 950 000	0	2 700 000
		B0 Guarantees, reserves, compensation						
6	B0-2	Guarantees for borrowing and lending operations	338 000 000	338 000 000	346 000 000	346 000 000	8 000 000	8 000 000
6	B0-3	Deficit carried over from previous year	p.m.	p.m.	p.m.	p.m.	0	0
	B0-4	Reserves and provisions ⁽¹⁾	p.m.	p.m.	p.m.	p.m.	0	0
7	B0-5	Budgetary compensation for the new Member States	99 000 000	99 000 000	—	—	-99 000 000	-99 000 000
		B0 — Sub-total	437 000 000	437 000 000	346 000 000	346 000 000	-91 000 000	-91 000 000
		Part B — Total	86 695 576 000	79 175 755 500	92 467 256 000	81 915 255 000	5 807 680 000	2 739 499 500
5		Other institutions	1 660 313 606	1 660 313 606	1 579 339 349	1 579 339 349	-80 974 257	-80 974 257
		Grand Total	90 662 987 786	83 529 167 286	96 928 738 703	85 557 738 703	6 265 750 917	2 028 571 417

(1) The appropriations entered in Chapter B0-4 0 are included in the titles concerned.

Financial perspective 1993 to 1999

(EUR million)



	EU-12		EU-15				
	Current prices		Current prices				
	1993	1994	1995	1996	1997	1998	1999
<i>Appropriations for commitments</i>							
1. Common agricultural policy	36 657	36 465	37 944	40 828	41 805	43 263	45 188
2. Structural operations	22 192	23 176	26 329	29 131	31 477	33 461	39 025
Structural Funds	20 627	21 323	24 069	26 579	28 620	30 482	35 902
Cohesion Fund	1 565	1 853	2 152	2 444	2 749	2 871	3 118
EEA financial mechanism			108	108	108	108	5
3. Internal policies	4 109	4 370	5 060	5 337	5 603	6 003	6 386
4. External action	4 120	4 311	4 895	5 264	5 622	6 201	6 870
5. Administrative expenditure	3 421	3 634	4 022	4 191	4 352	4 541	4 723
6. Reserves	1 522	1 530	1 146	1 152	1 158	1 176	1 192
Monetary reserve	1 000	1 000	500	500	500	500	500
Guarantee reserve	313	318	323	326	329	338	346
Emergency aid reserve	209	212	323	326	329	338	346
7. Compensation			1 547	701	212	99	0
Total appropriations for commitments	72 021	73 486	80 943	86 604	90 229	94 744	103 384
Total appropriations for payments	68 611	70 352	77 229	82 223	85 807	90 581	96 663
Appropriations for payments (% GNP)	1,20	1,20	1,20	1,20	1,22	1,23	1,25
Margin (% GNP)	0,00	0,00	0,01	0,02	0,02	0,03	0,02
Own resources ceiling (% GNP)	1,20	1,20	1,21	1,22	1,24	1,26	1,27

Breakdown by heading in the financial perspective

Heading	Budget 1998	Financial perspective 1999	Budget 1999	Difference	
				in %	Amount
				3 : 1	3 - 1
Appropriations for commitments					
1. Common agricultural policy	39 937 000 000	45 188 000 000	40 440 000 000	1,26	503 000 000
<i>Margin</i>	3 326 000 000		4 748 000 000		
2. Structural operations:					
— Structural Funds	30 482 000 000	35 902 000 000	35 902 000 000	17,78	5 420 000 000
— Cohesion Fund	2 871 000 000	3 118 000 000	3 118 000 000	8,60	247 000 000
— European Economic Area financial mechanism	108 000 000	5 000 000	5 000 000	-95,37	-103 000 000
<i>Total</i>	33 461 000 000	39 025 000 000	39 025 000 000	16,63	5 564 000 000
<i>Margin</i>					
3. Internal policies	5 764 506 000	6 386 000 000	5 861 561 000	1,68	97 055 000
<i>Margin</i>	238 494 000		524 439 000		
4. External action	5 720 830 000	6 870 000 000	5 907 840 000	3,27	187 010 000
<i>Margin</i>	480 170 000		962 160 000		
5. Administrative expenditure	4 504 651 786	4 723 000 000	4 502 337 703	-0,05	-2 314 083
<i>Margin</i>	36 348 214		220 662 297		
6. Reserves:					
— monetary reserve	500 000 000	500 000 000	500 000 000	0,00	0
— guarantee reserve	338 000 000	346 000 000	346 000 000	2,37	8 000 000
— emergency aid reserve	338 000 000	346 000 000	346 000 000	2,37	8 000 000
<i>Total</i>	1 176 000 000	1 192 000 000	1 192 000 000	1,36	16 000 000
<i>Margin</i>					
7. Compensation	99 000 000	0	0	-100,00	-99 000 000
<i>Margin</i>					
Total appropriations for commitments	90 662 987 786	103 384 000 000	96 928 738 703	6,91	6 265 750 917
<i>Margin</i>	4 081 012 214		6 455 261 297		
Appropriations for payments					
Total appropriations for payments	83 529 167 286	96 663 000 000	85 557 738 703	2,43	1 163 632 540
<i>Margin</i>	7 051 832 714		11 105 261 297		
Appropriations for payments (% GNP)	1,14	1,27	1,10		

**Breakdown by heading in the financial perspective
(with subdivisions)**

Heading	Budget 1998	Financial perspective 1999	Budget 1999	Difference	
				in %	Amount
	1	2	3	3 : 1	3 - 1
<i>Appropriations for commitments</i>					
1. Common agricultural policy					
— Markets' expenditure (Titles B1-1 to B1-3)	37 977 000 000		37 823 000 000	-0,41	- 154 000 000
— Accompanying measures (Titles B1-4 and B1-5)	1 960 000 000		2 617 000 000	33,52	657 000 000
Total 1	39 937 000 000	45 188 000 000	40 440 000 000	1,26	503 000 000
<i>Margin</i>	<i>3 326 000 000</i>		<i>4 748 000 000</i>		
2. Structural operations					
— EAGGF-Guidance (Chapter B2-1 0)	4 183 100 000		5 164 000 000	23,45	980 900 000
— Financial Instrument for Fisheries Guidance (FIFG) (Chapter B2-1 1)	464 200 000		808 000 000	74,06	343 800 000
— ERDF (Chapter B2-1 2)	14 000 400 000		15 646 000 000	11,75	1 645 600 000
— ESF (Chapter B2-1 3)	8 628 050 000		9 611 000 000	11,39	982 950 000
— Community initiatives (Chapter B2-1 4)	2 856 100 000		4 256 000 000	49,01	1 399 900 000
— Transitional measures, innovatory schemes and measures to combat fraud (Chapters B2-1 5, B2-1 8 and B2-1 9)	350 150 000		417 000 000	19,09	66 850 000
Structural Funds — Sub-total	30 482 000 000	35 902 000 000	35 902 000 000	17,78	5 420 000 000
— Cohesion Fund (Title B2-3)	2 871 000 000		3 118 000 000		
— EEA financial mechanism (Title B2-4)	108 000 000		5 000 000		- 103 000 000
Total 2	33 461 000 000	39 025 000 000	39 025 000 000	16,63	5 564 000 000
<i>Margin</i>	<i>0</i>		<i>0</i>		
3. Internal policies					
— Research and technological development (Subsection B6)	3 491 000 000		3 450 000 000	-1,17	-41 000 000
— Other agricultural operations (Title B2-5)	145 900 000		147 800 000	1,30	1 900 000
— Other regional operations (Title B2-6)	17 000 000		17 000 000		
— Transport (Title B2-7)	19 050 000		21 200 000	11,29	2 150 000
— Other measures concerning fisheries and the sea (Title B2-9)	48 100 000		48 950 000	1,77	850 000
— Education, vocational training and youth (Title B3-1)	410 650 000		441 700 000	7,56	31 050 000
— Culture and audiovisual (Title B3-2)	104 150 000		106 700 000	2,45	2 550 000
— Information and communication (Title B3-3)	102 530 000		107 600 000	4,94	5 070 000
— Other social operations (Title B3-4)	159 530 000		156 040 000	-2,19	-3 490 000
— Energy (Title B4-1)	33 000 000		40 580 000	22,97	7 580 000
— Euratom nuclear safeguards (Title B4-2)	16 000 000		16 400 000	2,50	400 000

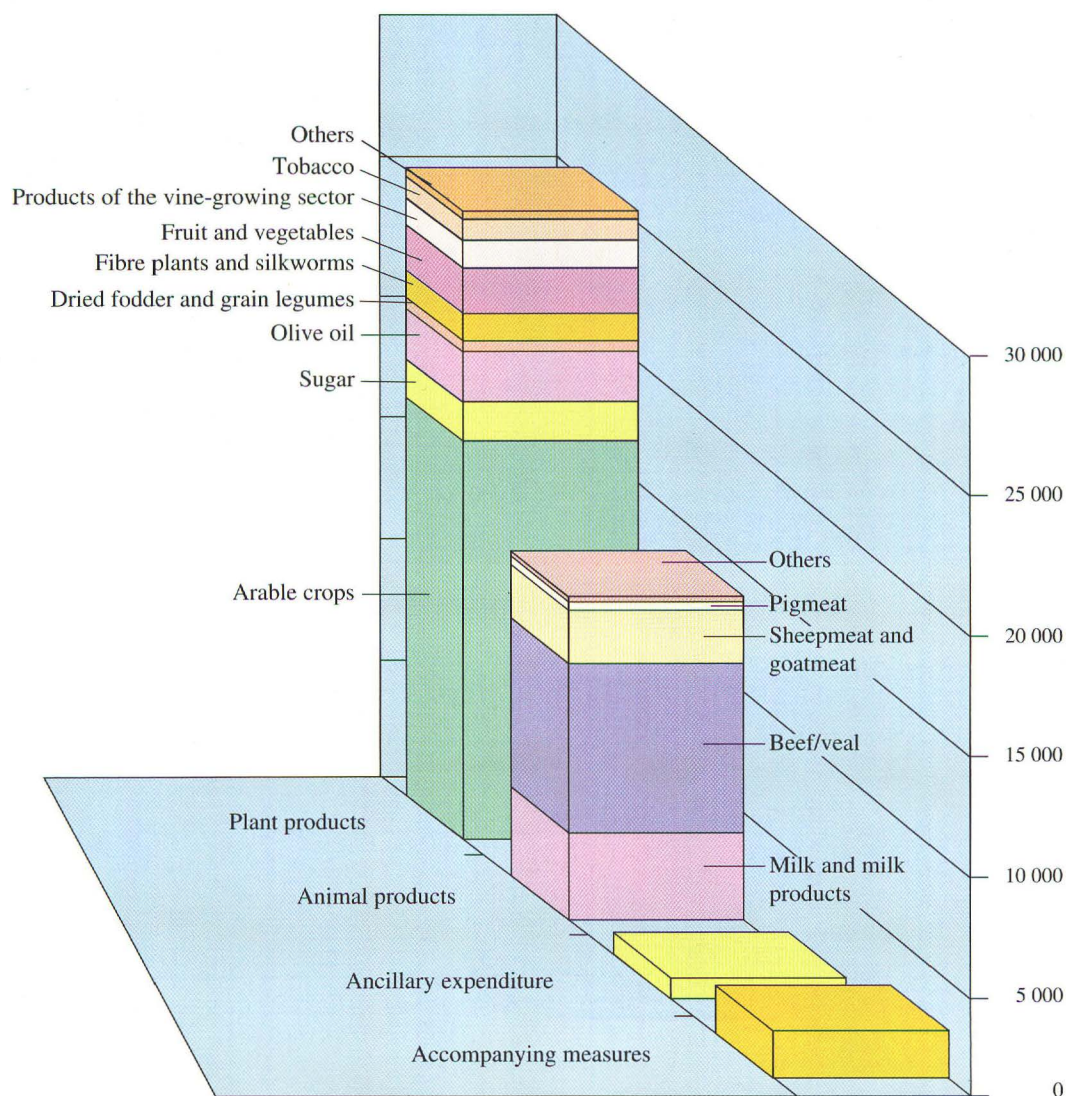
Breakdown by heading in the financial perspective
(with subdivisions) (cont'd)

Heading	Budget 1998	Financial perspective 1999	Budget 1999	Difference	
				in %	Amount
				3 : 1	3 - 1
— Environment (Title B4-3)	140 500 000		178 450 000	27,01	37 950 000
— Consumer protection (Title B5-1)	20 870 000		23 850 000	14,28	2 980 000
— Aid for reconstruction (Title B5-2)	2 976 000		2 234 000	-24,93	-742 000
— Internal market (Title B5-3)	157 300 000		152 245 000	-3,21	-5 055 000
— Industry (Title B5-4)	84 100 000		92 017 000	9,41	7 917 000
— Employment market and technological innovation (Title B5-5)	191 000 000		209 280 000	9,57	18 280 000
— Statistical information (Title B5-6)	29 800 000		30 725 000	3,10	925 000
— Trans-European networks (Title B5-7)	559 900 000		585 190 000	4,52	25 290 000
— Cooperation policy in the fields of justice and home affairs (Title B5-8)	25 750 000		27 000 000	4,85	1 250 000
— Measures to combat fraud and support expenditure (Chapters B5-9 1 and B5-9 5)	5 400 000		6 600 000	22,22	1 200 000
Research — Subtotal	3 491 000 000		3 450 000 000	-1,17	-41 000 000
Networks — Subtotal	559 900 000		585 190 000	4,52	25 290 000
Other — Subtotal	1 713 606 000		1 826 371 000	6,58	112 765 000
Total 3	5 764 506 000	6 386 000 000	5 861 561 000	1,68	97 055 000
<i>Margin</i>	<i>238 494 000</i>		<i>524 439 000</i>		
4. External action					
— European Development Fund (Title B7-1)	p.m.		p.m.		
— Food aid (Chapter B7-2 0)	530 000 000		505 000 000	-4,72	-25 000 000
— Humanitarian aid (Chapter B7-2 1)	325 100 000		330 850 000	1,77	5 750 000
— Cooperation with Asian developing countries (Chapter B7-3 0)	440 816 000		438 500 000	-0,53	-2 316 000
— Cooperation with Latin American developing countries (Chapter B7-3 1)	299 183 000		314 050 000	4,97	-14 867 000
— Cooperation with countries in southern Africa and South Africa (Chapter B7-3 2)	127 500 000		127 500 000		
— Cooperation with the Mediterranean countries and the Middle East (Title B7-4)	1 148 667 000		1 094 000 000	-4,76	-54 667 000
— Cooperation with countries of central and eastern Europe (Chapter B7-5 0)	1 124 785 000		1 444 390 000	28,41	319 605 000
— European Bank for Reconstruction and Development (Chapter B7-5 1)	33 750 000		33 750 000		
— Cooperation with the new independent States and Mongolia (Chapter B7-5 2)	501 916 000		432 550 000	-13,82	-69 366 000
— Exceptional aid for Armenia, Georgia and Tajikistan (Chapter B7-5 3)	45 115 000		53 320 000	18,19	8 205 000
— Cooperation with the Republics formerly part of Yugoslavia (Chapter B7-5 4)	259 000 000		251 000 000	-3,09	-8 000 000
— Other cooperation measures (Title B7-6)	373 768 000		359 700 000	-3,76	-14 068 000
— European initiative for democracy and the protection of human rights (Title B7-7)	97 400 000		98 000 000	0,62	600 000

**Breakdown by heading in the financial perspective
(with subdivisions) (cont'd)**

Heading	Budget 1998	Financial perspective 1999	Budget 1999	Difference	
				in %	Amount
				3 : 1	3 - 1
— International fisheries agreements (Chapter B7-8 0)	295 700 000		283 700 000	-4,06	- 12 000 000
— External aspects of certain Community policies (Chapters B7-8 1 to B7-8 7)	88 130 000		111 530 000	26,55	23 400 000
— Support expenditure for external policies (Chapter B7-9 5)	—		—	—	—
— Common foreign and security policy (Title B8-0)	30 000 000		30 000 000		
Total 4	5 720 830 000	6 870 000 000	5 907 840 000	3,27	187 010 000
<i>Margin</i>	<i>480 170 000</i>		<i>962 160 000</i>		
5. Administrative expenditure					
— Part A (not including pensions)	2 377 526 180		2 425 442 354	2,02	47 916 174
— Other institutions (including pensions)	1 660 313 606		1 579 339 349	-4,88	- 80 974 257
— Pensions (all institutions)	466 812 000		497 556 000	6,59	30 744 000
Total 5	4 504 651 786	4 723 000 000	4 502 337 703	-0,05	- 2 314 083
<i>Margin</i>	<i>36 348 214</i>		<i>220 662 297</i>		
6. Reserves					
— Monetary reserve (Title B1-6)	500 000 000		500 000 000		
— Guarantee reserve (Chapter B0-2 3)	338 000 000		346 000 000	2,37	8 000 000
— Emergency aid reserve (Chapter B7-9 1)	338 000 000		346 000 000	2,37	8 000 000
Total 6	1 176 000 000	1 192 000 000	1 192 000 000	1,36	16 000 000
<i>Margin</i>	<i>0</i>		<i>0</i>		
7. Compensation					
	99 000 000		—	- 100,00	- 99 000 000
Total 7	99 000 000	0	0	- 100,00	- 99 000 000
<i>Margin</i>	<i>0</i>				
Appropriations for commitments					
Grand Total	90 662 987 786	103 384 000 000	96 928 738 703	6,91	6 265 750 917
<i>Margin</i>	<i>4 081 012 214</i>		<i>6 455 261 297</i>		
Of which compulsory expenditure	41 924 333 000		42 319 036 000	0,94	394 703 000
Of which non-compulsory expenditure	48 738 654 786		54 609 702 703	12,05	5 871 047 917
Appropriations for payments					
Appropriations for payments					
Grand Total	83 529 167 286	90 581 000 000	85 557 738 703	2,43	2 028 571 417
<i>Margin</i>	<i>7 051 832 714</i>		<i>11 105 261 297</i>		
Of which compulsory expenditure	41 988 470 500		42 393 386 000	0,96	404 915 500
Of which non-compulsory expenditure	41 540 696 786		43 164 352 703	3,91	1 623 655 917

1999 budget
Heading 1: Common agricultural policy

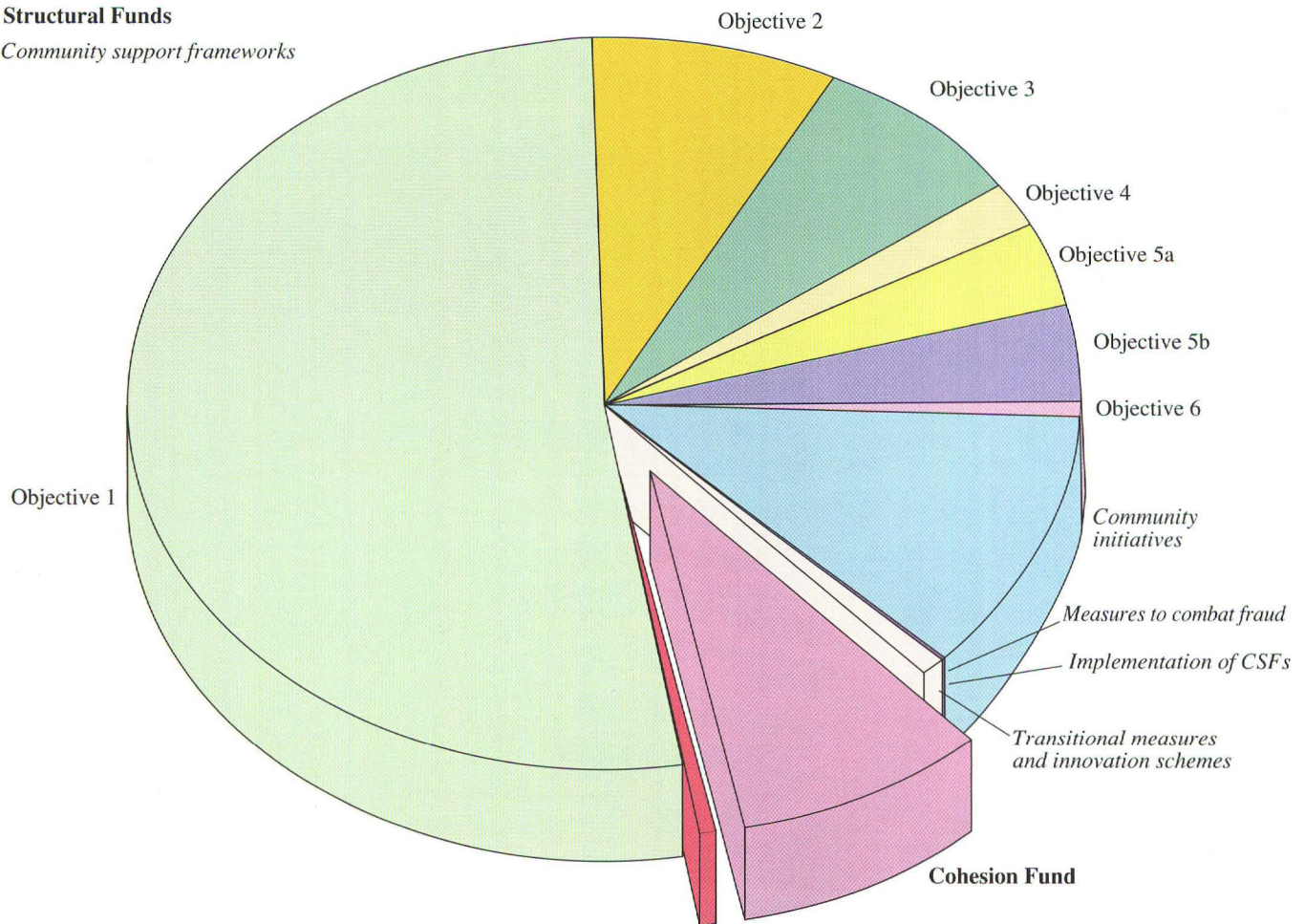


(EUR million)

EAGGF Guarantee Section	Amount	%	EAGGF Guarantee Section	Amount	%
Plant products (Title 1)	27 022,0	66,8	Animal products (Title 2)	9 706,0	24,0
Arable crops	17 831,0	44,1	Milk and milk products	2 621,0	6,5
Sugar	1 937,0	4,8	Beef/veal	4 916,0	12,2
Olive oil	2 251,0	5,6	Sheepmeat and goatmeat	1 755,0	4,3
Dried fodder and grain legumes	388,0	1,0	Pigmeat	365,0	0,9
Fibre plants and silkworms	968,0	2,4	Others	49,0	0,1
Fruit and vegetables	1 701,0	4,2	Ancillary expenditure (Title 3)	1 095,0	2,7
Products of the vine-growing sector	661,0	1,6	Accompanying measures (Title 5)	2 617,0	6,5
Tobacco	980,0	2,4			
Other plant sectors or products	305,0	0,8			
			Total	40 440,0	100,0

1999 budget
Heading 2: Structural operations
(appropriations for commitments)

Structural Funds
Community support frameworks



EEA financial mechanism

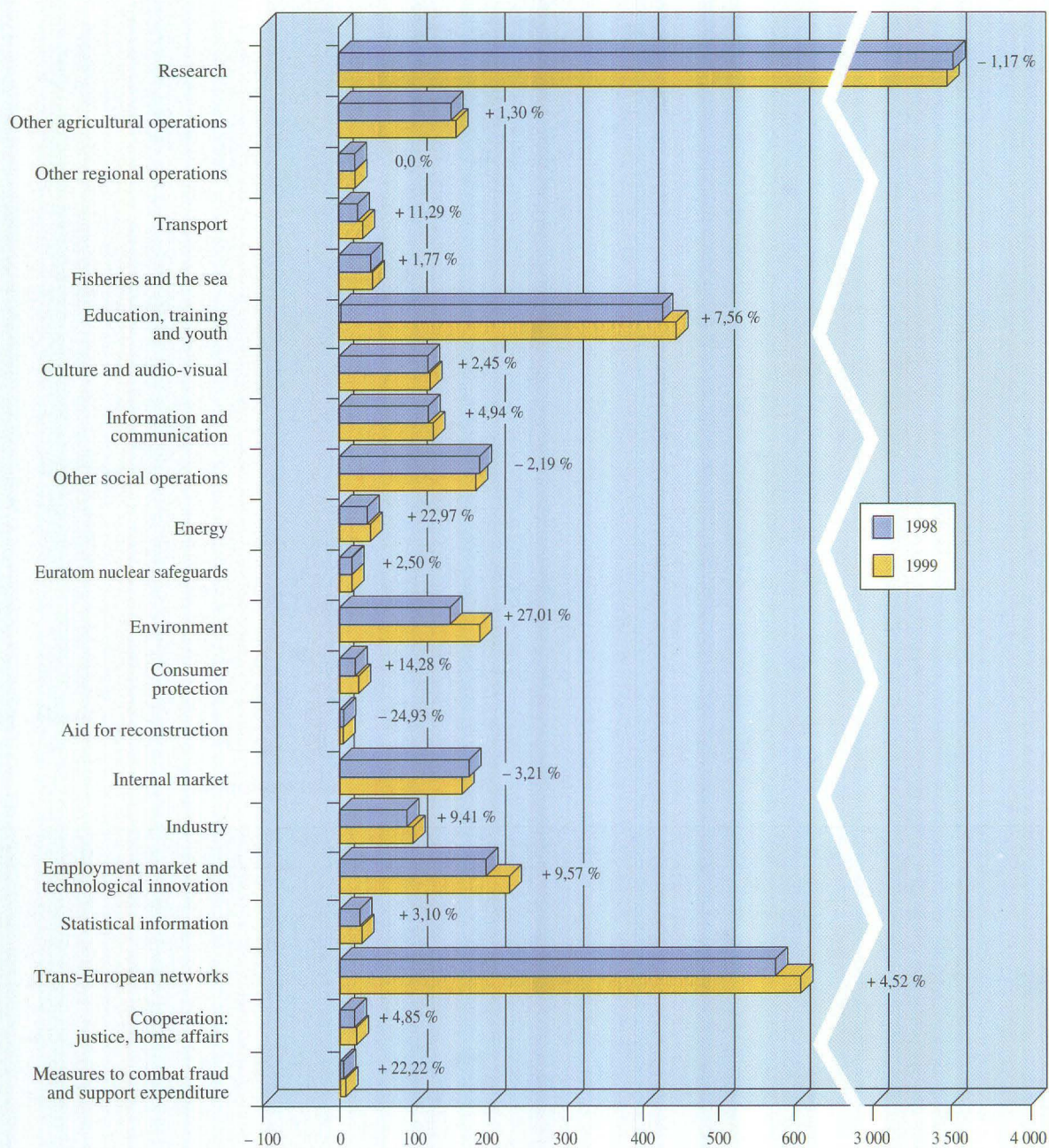
(EUR million)

					Amount	%
Structural Funds (by objective)					35 902,0	92,0
<i>Community support frameworks</i>						
	EAGGF-Guidance	FIFG	ERDF	ESF		
Objective 1	2 573,0	473,0	11 580,0	5 378,0	20 004,0	51,3
Objective 2			2 942,0	673,0	3 615,0	9,3
Objective 3				2 190,0	2 190,0	5,6
Objective 4				914,0	914,0	2,3
Objective 5a	1 530,0	333,0			1 863,0	4,8
Objective 5b	1 008,0		1 013,0	388,0	2 409,0	6,2
Objective 6	53,0	2,0	111,0	68,0	234,0	0,6
<i>CSF sub-total</i>	<i>5 164,0</i>	<i>808,0</i>	<i>15 646,0</i>	<i>9 611,0</i>	<i>31 229,0</i>	<i>80,0</i>
Community initiatives					4 256,0	10,9
Measures to combat fraud					0,8	0,0
Implementation, monitoring and evaluation of programmes and projects					3,0	0,0
Transitional measures and innovation schemes					413,3	1,0
Cohesion Fund					3 118,0	8,0
EEA financial mechanism					5,0	0,0
Total					39 025,0	100,0

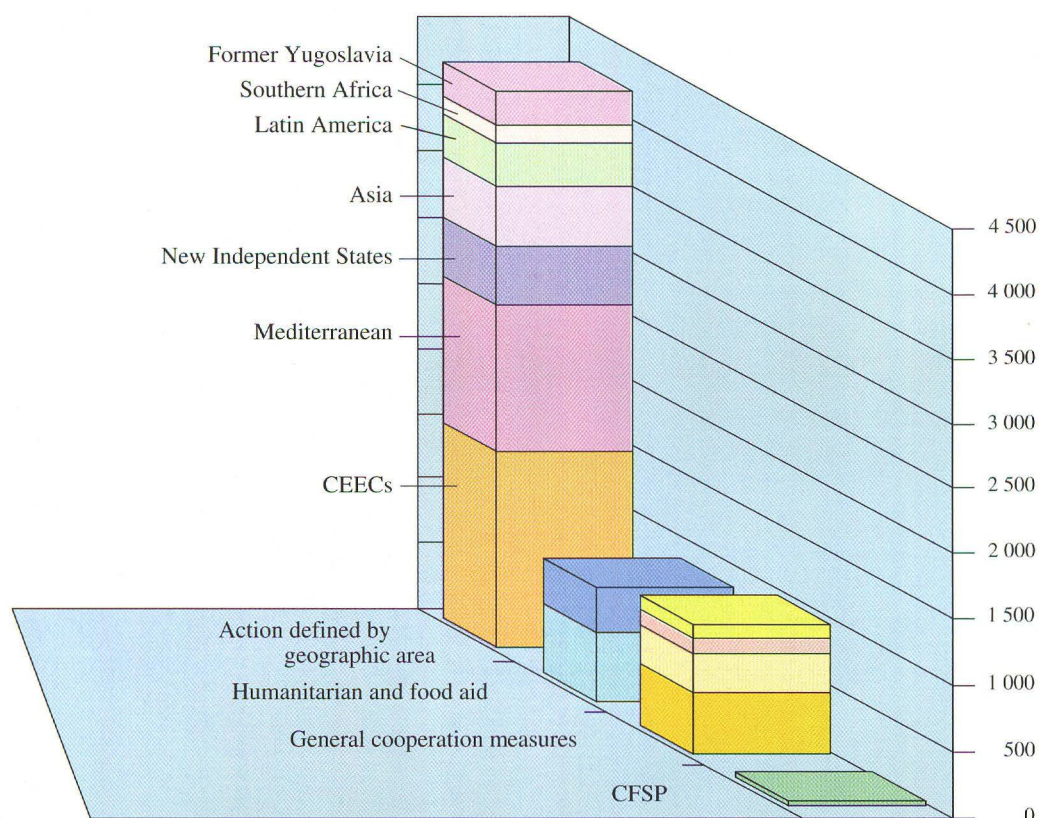
**1998 budget and 1999 budget
Heading 3: Internal policies
(appropriations for commitments)**

(EUR million)

1998 budget	1999 budget
3 491,0	3 450,0
145,9	147,8
17,0	17,0
19,1	21,2
48,1	49,0
410,7	441,7
104,2	106,7
102,5	107,6
159,5	156,0
33,0	40,6
16,0	16,4
140,5	178,5
20,9	23,9
3,0	2,2
157,3	152,2
84,1	92,0
191,0	209,3
29,8	30,7
559,9	585,2
25,8	27,0
5,4	6,6
5 764,5	5 861,6



1999 budget
Heading 4: External action and negative reserve
(appropriations for commitments)



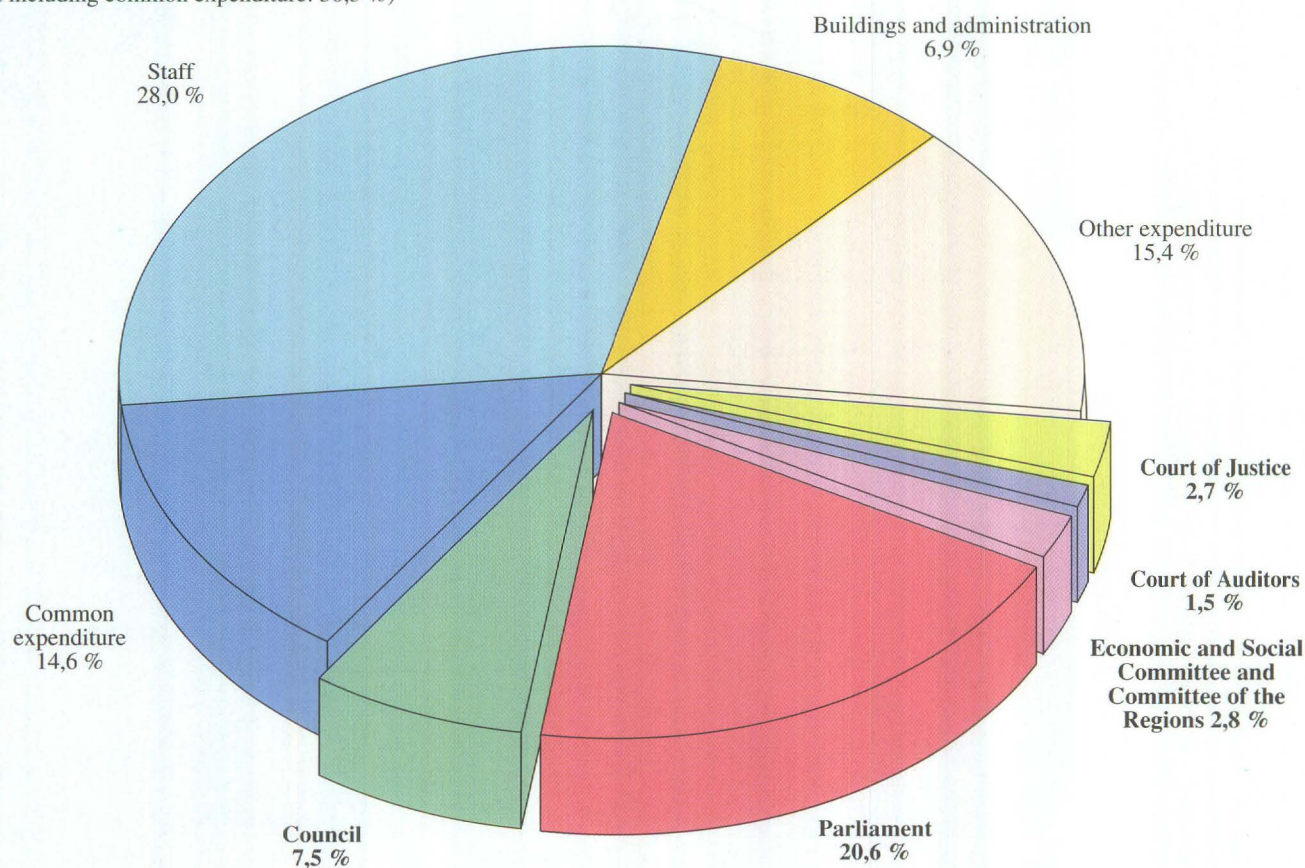
(EUR million)

External action	Amount	%
Action defined by geographic area		
■ Cooperation with countries of central and eastern Europe (CEECs) (B7-5 0)	1 444,4	24,4
■ Cooperation with Mediterranean countries (B7-4)	1 094,0	18,5
■ Cooperation with the New Independent States (B7-5 2)	432,6	7,3
■ Cooperation with Asia (B7-3 0)	438,5	7,4
■ Cooperation with Latin America (B7-3 1)	314,1	5,3
■ Cooperation with southern Africa (B7-3 2)	127,5	2,2
■ Cooperation with former Yugoslavia (B7-5 4)	251,0	4,2
Humanitarian and food aid		
■ Food aid (B7-2 0)	505,0	8,5
■ Humanitarian aid (B7-2 1)	330,9	5,6
General cooperation measures		
■ Other cooperation measures (B7-6, B7-5 1, B7-5 3)	446,8	7,6
■ International fisheries agreements (B7-8 0)	283,7	4,8
■ Other external aspects of Community policies (B7-8 1 to B7-8 7) and support expenditure (B7-9 5)	111,5	1,9
■ Human rights and democracy (B7-7)	98,0	1,7
CFSP (B8-0)		
■ Common foreign and security policy (CFSP) (B8-0)	30,0	0,5
Total	5 907,8	100,0

1999 budget
Heading 5: Administrative expenditure
of the institutions

Commission 64,9 %

(not including common expenditure: 50,3 %)

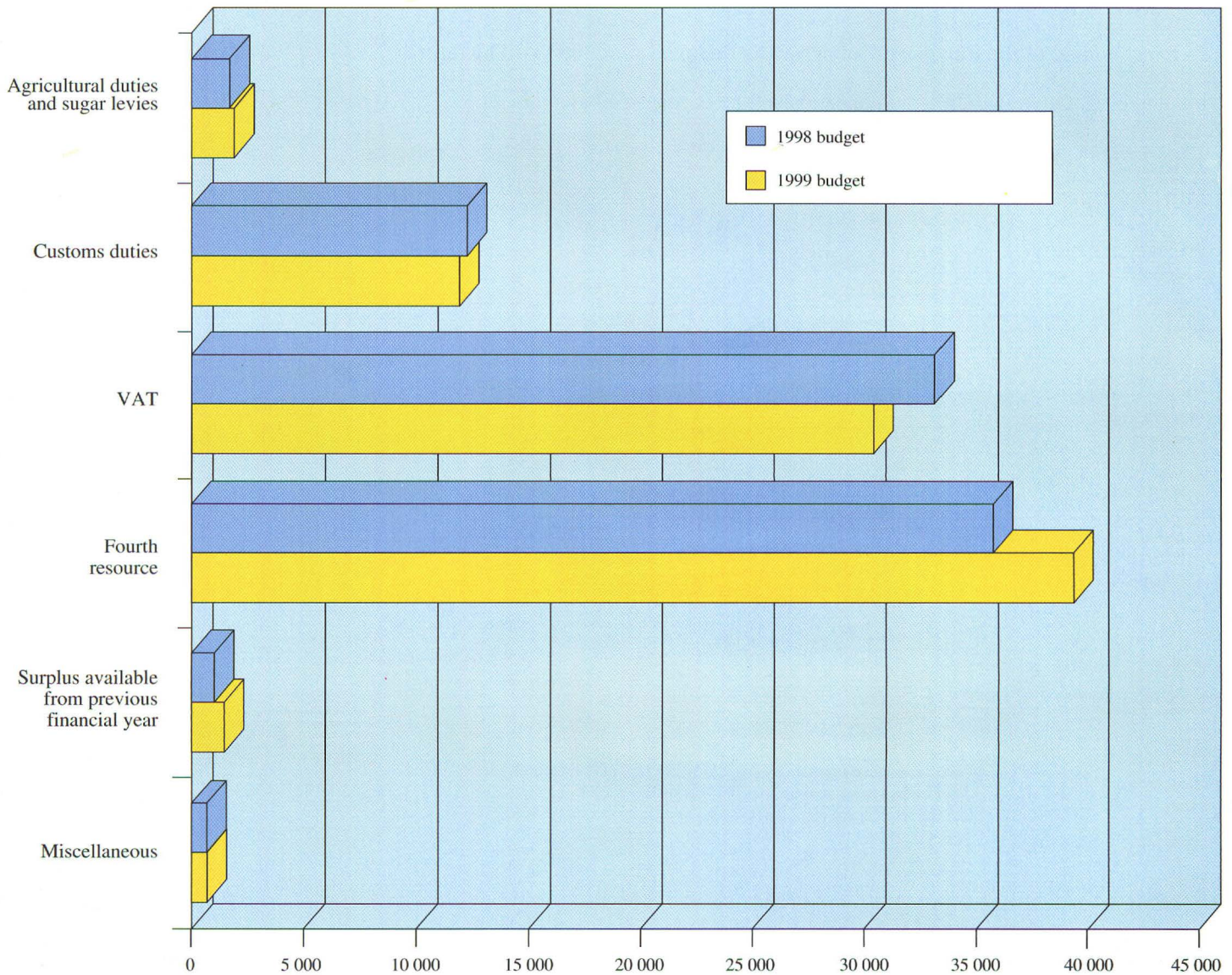


(EUR million)

Administrative expenditure	1999 budget Commitments = payments	
	Amount	%
Parliament	927,3	20,6
Council	336,7	7,5
Commission, of which:	2 923,0	64,9
Common expenditure		
– Pensions (A-1 9)	497,6	11,1
– European Schools (A-3 2 7)	103,5	2,3
– Publications Office (A-3 4 2)	55,2	1,2
Expenditure relating to persons working with the institution (A-1 0 to A-1 7)	1 262,9	28,0
Buildings, equipment and miscellaneous operating expenditure (A-2)	312,6	6,9
Other expenditure	691,2	15,4
Court of Justice	121,7	2,7
Court of Auditors	66,0	1,5
Economic and Social Committee, Committee of the Regions and Joint Organisational Structure	127,6	2,8
Total	4 502,3	100,0

1998 budget and 1999 budget
Breakdown by type of revenue

(EUR million)



Type of revenue	1998 budget		1999 budget	
	EUR million	%	EUR million	%
Agricultural duties and sugar levies	1 670,9	2,0	1 921,0	2,2
Customs duties	12 072,2	14,5	11 893,9	13,9
VAT	32 752,8	39,2	30 374,2	35,5
Fourth resource	35 405,2	42,4	39 260,0	45,9
Surplus available from previous year	1 004,0	1,2	1 478,0	1,7
Miscellaneous	624,1	0,7	630,6	0,7
Total	83 529,2	100,0	85 557,7	100,0

European Commission

General budget of the European Union for the financial year 1999 — The figures

Luxembourg: Office for Official Publications of the European Communities

1999 — 23 pp. — 21 x 29.7 cm

ISBN 92-828-5763-8

Price (excluding VAT) in Luxembourg: EUR 18