

European Social Statistics

Labour Market Policy Expenditure and participants

Data 1998












EUROPEAN COMMISSION















THEME 3
Population and social conditions

..... Our mission is to provide the **European Union**
with a **high-quality statistical information service**

Eurostat's collections are adapted to the needs of all users.
You will find them in each of the nine themes proposed by Eurostat.

- | | | | |
|---|---|---|---------------------------------|
|  | 1 General statistics |  | 6 External trade |
|  | 2 Economy and finance |  | 7 Transport |
|  | 3 Population and social conditions |  | 8 Environment and energy |
|  | 4 Industry, trade and services |  | 9 Science and technology |
|  | 5 Agriculture and fisheries | | |

 Graphs  Tables  Comments  Maps				Content	Format
Press releases: Eurostat publishes around 100 press releases every year in connection with the release of new data. The press releases include the key figures on the EU, the Member States and their partners. They are provided free of charge. They are also available on the Internet as soon as they are published: www.europa.eu.int/comm/eurostat/					Paper Html PDF
Statistics in focus: This collection is published regularly by Eurostat and provides up-to-date summaries of the main results of statistical surveys, studies and analyses. It covers all themes and consists of about four to eight pages per issue. Eurostat issues around 150 <i>Statistics in Focus</i> per year. Available as single copies or on subscription.					Paper PDF
Key indicators: This collection provides the main indicators on a theme or sub-theme in an easy-to-carry booklet of up to 100 pages. Available as single copies or on subscription.					Paper Html
Panorama of the European Union: This collection highlights the features and trends of a multi-sectoral theme or a sectoral sub-theme. The publications consist of around 200 pages and include analysis as well as tables and graphs. Available as single copies or on subscription.					Paper CD-ROM
Methods and nomenclatures are intended for specialists who want to consult the methodologies and nomenclatures used for a theme, a sub-theme or a sector. Available as single copies.					Paper CD-ROM
Detailed tables are intended for specialists. They present part, or all, of the statistical data compiled on a theme, sub-theme or sector. Available as single copies or on subscription.					Paper CD-ROM
Studies and research summarise the results of European statistical studies and research and are intended for specialists. Available as single copies or on subscription.					Paper CD-ROM
Catalogues provide rapid access to concise information on Eurostat's products and services. They are free of charge and include the <i>Mini guide</i> , a selection of Eurostat products and services, and <i>Statistical references</i> , the quarterly newsletter on Eurostat's latest products and services.					Paper

European Social Statistics

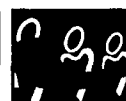
Labour Market Policy
Expenditure and participants

Data 1998

.....



EUROPEAN
COMMISSION



THEME 3
Population
and social
conditions

..... Immediate access to harmonized statistical data

Eurostat Data Shops:

A personalised data retrieval service

In order to provide the greatest possible number of people with access to high-quality statistical information, Eurostat has developed an extensive network of Data Shops (!).

Data Shops provide a wide range of **tailor-made services**:

- ★ immediate information searches undertaken by a team of experts in European statistics;
- ★ rapid and personalised response that takes account of the specified search requirements and intended use;
- ★ a choice of data carrier depending on the type of information required.

Information can be requested by phone, mail, fax or e-mail.

(!) See list of Eurostat Data Shops at the end of the publication.

Internet:

Essentials on Community statistical news

- ★ Euro indicators: more than 100 indicators on the euro-zone; harmonized, comparable, and free of charge;
- ★ About Eurostat: what it does and how it works;
- ★ Products and databases: a detailed description of what Eurostat has to offer;
- ★ Indicators on the European Union: convergence criteria; euro yield curve and further main indicators on the European Union at your disposal;
- ★ Press releases: direct access to all Eurostat press releases.

For further information, visit us on the Internet at: www.europa.eu.int/comm/eurostat/

A great deal of additional information on the European Union is available on the Internet. It can be accessed through the Europa server (<http://europa.eu.int>).

Cataloguing data can be found at the end of this publication.

Luxembourg: Office for Official Publications of the European Communities, 2001

ISBN 92-894-1014-0

© European Communities, 2001

Printed in Luxembourg

PRINTED ON WHITE CHLORINE-FREE PAPER



EUROSTAT

L-2920 Luxembourg — Tel. (352) 43 01-1 — Telex COMEUR LU 3423
Rue de la Loi 200, B-1049 Bruxelles — Tel. (32-2) 299 11 11

Eurostat is the Statistical Office of the European Communities. Its task is to provide the European Union with statistics at a European level, that allow comparisons to be made between countries and regions. Eurostat consolidates and harmonizes the data collected by the Member States.

To ensure that the vast quantity of accessible data is made widely available, and to help each user make proper use of the information, Eurostat has set up a publications and services programme.

This programme makes a clear distinction between general and specialist users and particular collections have been developed for these different groups. The collections *Press releases*, *Statistics in focus*, *Panorama of the European Union*, *Key indicators* and *Catalogues* are aimed at general users. They give immediate key information through analyses, tables, graphs and maps.

The collections *Methods and nomenclatures*, *Detailed tables* and *Studies and research* suit the needs of the specialist who is prepared to spend more time analysing and using very detailed information and tables.

All Eurostat products are disseminated through the Data Shop network or the sales agents of the Office for Official Publications of the European Communities. Data Shops are available in 12 of the 15 Member States as well as in Switzerland, Norway and the United States. They provide a wide range of services from simple database extracts to tailor-made investigations. The information is provided on paper and/or in electronic form via e-mail, on diskette or CD-ROM.

As part of the new programme Eurostat has developed its website. It includes a broad range of on-line information on Eurostat products and services, newsletters, catalogues, on-line publications as well as indicators on the euro-zone.

Yves Franchet
Director-General

CONTENTS

PREFACE	5
A INTRODUCTION	7
A.1 Contents of tables	8
A.2 Important remarks	8
A.3 Key to symbols and abbreviations	11
B EXPENDITURE	13
B.1 Expenditure by type of action	14
B.1.1 Total expenditure by category	14
B.1.2 Share of total expenditure by category	15
B.1.3 Expenditure by category in relation to GDP	16
B.2 Expenditure by type	18
B.2.1 Total expenditure by type	18
B.2.2 Share of total expenditure by type	20
B.3 Expenditure by type of action (Detailed country tables)	22
B.3.1 Belgique/België	22
B.3.2 Danmark	24
B.3.3 Deutschland	25
B.3.4 Ellada	27
B.3.5 España	29
B.3.6 France	31
B.3.7 Ireland	33
B.3.8 Italia	35
B.3.9 Luxembourg	37
B.3.10 Nederland	39
B.3.11 Österreich	41
B.3.12 Portugal	43
B.3.13 Suomi/Finland	45
B.3.14 Sverige	47
B.3.15 United Kingdom	49
B.3.16 Norway	51
C PARTICIPANTS	53
C.1 Stocks by type of action	54
C.1.1 Stocks by category	54
C.1.2 Share of stocks by category	55
C.2 Entrants by type of action	56
C.2.1 Entrants by category	56
C.2.2 Share of entrants by category	57
C.3 Stock, entrants and exits by sex and age and by type of action (Detailed country tables)	58
C.3.1 Belgique/België	58
C.3.2 Danmark	61
C.3.3 Deutschland	63
C.3.4 Ellada	65
C.3.5 España	67
C.3.6 France	69
C.3.7 Ireland	72
C.3.8 Italia	74
C.3.9 Luxembourg	76
C.3.10 Nederland	78
C.3.11 Österreich	80
C.3.12 Portugal	83
C.3.13 Suomi/Finland	86
C.3.14 Sverige	88
C.3.15 United Kingdom	90
C.3.16 Norway	93

D	INVENTORY OF LMP MEASURES	95
D.1	Belgique/België.....	96
D.2	Danmark	97
D.3	Deutschland.....	98
D.4	Ellada	99
D.5	España	100
D.6	France	101
D.7	Ireland	103
D.8	Italia	104
D.9	Luxembourg.....	105
D.10	Nederland.....	106
D.11	Österreich	107
D.12	Portugal	109
D.13	Suomi/Finland.....	111
D.14	Sverige	112
D.15	United Kingdom	113
D.16	Norway	114
E	EXTERNAL DATA	115
E.1	GDP & currency exchange rates	116
	<i>E.1.1 GDP</i>	116
	<i>E.1.2 Exchange rates</i>	116
E.2	Numbers of unemployed persons.....	116
	<i>E.2.1 Registered unemployed</i>	116
	<i>E.2.2 LFS unemployed</i>	116
F	REFERENCE INFORMATION	117
F.1	Methodological information.....	118
F.2	LMP questionnaire.....	121
F.3	Classification by type of action	122
F.4	Classification by type of expenditure	123
F.5	Abbreviations by country	124

PREFACE

In the frame of the European Employment Strategy, launched at the European Council in 1997, the Commission needs to monitor progress by Member States in implementing the Employment Guidelines. This is done by the use of several policy and performance indicators. To monitor efforts on activation and prevention, the Commission needs first-hand, reliable and comparable data on beneficiaries and public expenditure on labour market policies, particularly active measures.

For this purpose, Eurostat and DG Employment and Social affairs launched the work in 1998 to establish a new database on labour market policy (LMP) measures in the EU. The LMP database aims to collect detailed information on labour market policy actions undertaken by the Member States in a way that is consistent and comparable between different types of measures and between countries.

We have therefore great pleasure to present the first publication of labour market policy data. Data have been collected following the guidelines established in the LMP Methodology, developed by Eurostat E/2 in co-operation with the DG Employment A/2, and with the contribution of all Member States and the OECD. This methodology, as well as an accompanying glossary, has recently been published by Eurostat.

The new database focuses on the collection, from administrative sources, of information on public expenditure and on participants (stocks and flows). It also includes much qualitative information to describe the actions undertaken and to facilitate analysis. It has been developed as a module of the European System of integrated Social PROtection Statistics (ESSPROS).

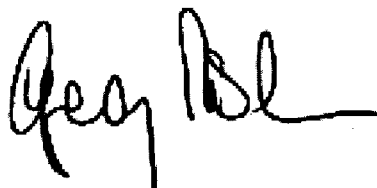
The present publication offers a selection of the data included in the LMP database, mainly comparable tables of expenditure by type of action, and participants by type of action. Additionally, detailed tables by country show how the expenditure is used, and how the participants are distributed, at a level of detail which has not been available until now.

We want to thank all those who have contributed to the completion of this work and encourage further efforts on improving the availability and comparability of data on labour market measures.



Lothar Jensen
Director, Eurostat/E

Social and regional statistics and
geographical information system



Georg Fischer
Acting Director, DG EMPL/A

Employment and ESF Policy Co-ordination

A INTRODUCTION

This is the first publication of data collected by Eurostat as part of the Labour Market Policy database project undertaken in collaboration with DG-Employment, all EU Member States and Norway. The full methodology used as a reference for this data collection is published as a Eurostat Working Paper. Important extracts and comments on the methodology are included in section F together with details of classification schemes and the full LMP questionnaire. This section should be consulted in order to ensure correct interpretation of the tables of data. It should be noted that this methodology is still under development and therefore subject to change.

A.1 Contents of tables

The contents of tables in each section of the publication are described below. In order to ensure correct interpretation of the data in each case, readers are advised to read the methodological information included in section F.1.

In tables showing aggregates, data are split into two groups for categories 2-7 and for categories 8-9. Categories 2-7 include all measures referred to in the Employment Guidelines as "training or similar measures" to improve the employability of unemployed persons.

In these comparative tables, missing values may appear for two main reasons. Either data is not available for one or measures in the category, or the category includes components of a mixed measure where it has not been possible to make any breakdown of expenditure and/or participants. A full breakdown of each category is presented in the detailed country tables (sections B.3 and C.3) so that the elements of each total can be seen and the reason for missing values understood.

Part B - Expenditure

This part of the publication contains tables of public expenditure on LMP measures during 1998. See paragraph 5 of section F.1 for details of the variables covered.

Sections B.1 and B.2 contain tables which refer to aggregate figures - i.e. the sum of expenditure on all measures classified to any given category. The composition of each aggregated figure can be seen by referring to the detailed country tables in section B.3. Table B.1.3 compares expenditure on LMP measures by category to GDP, which is shown in table E.1.1.

Section B.3 contains detailed tables for each country with details of expenditure by type for each individual measure. The tables show where data is unavailable and where aggregates used in sections B.1 and B.2 cannot therefore be made. In some cases where missing values are known to be a small part of total expenditure then aggregates have been made assuming the value is zero. All such estimations are clearly indicated. In cases where the magnitude of missing values is significant or not known then aggregates are not completed.

Part C - Participants

This part of the publication contains tables of participants in LMP measures during 1998. See paragraph 6 of section F.1 for details of the variables covered.

Sections C.1 and C.2 include tables which refer to aggregate figures - i.e. the sum of participants in all measures classified to any given category. The composition of each aggregated figure can be seen by referring to the detailed country tables in section C.3.

Section C.3 includes tables giving details of stock, entrants and exits, broken down by sex and by age, for each individual measure. The tables show where data is unavailable and where aggregates used in tables C.1 and C.2 cannot therefore be made. In some cases where missing values are known to be a small part of total participants then aggregates have been made assuming the value is zero. All such estimations are clearly indicated. In cases where the magnitude of missing values is significant or not known then aggregates are not completed.

Note also that in some cases either stock, entrants or exits are not meaningful observations (e.g. stock is usually not relevant for bankruptcy compensation paid as a lump-sum). Such observations are indicated by the symbol n.r.

Part D - Inventory of LMP measures

This part of the publication contains tables listing the LMP measures reported by each country for 1998 with measure names in English and the national language (where appropriate).

Part E - External data

This part contains tables of data used or otherwise relevant to this publication and which are not collected as part of the LMP data collection. In particular, all data on expenditure are reported by the participating countries in national currency units and converted to Ecu according to the exchange rates given in table E.1.2.

Part F - Reference information

This part includes important methodological information together with tables outlining the questionnaire and the classification systems used in the LMP data collection. Full details can be found in the LMP methodology.

Section F.5 details abbreviations used by each country in measure names or elsewhere in the LMP database.

A.2 Important remarks

1. EU totals

EU totals are not given for any of the aggregate tables in this publication because in no case are complete data available for more than 11 of the 16 Member States. Moreover, the range of countries that could be

included in an EU total varies for the data on participants and on expenditure so that totals would not be comparable.

2. Coverage

Data in this publication refer on the whole to measures implemented through the authority of central government only. The activities of autonomous regions, which are not included here, are known to be significant in countries such as Spain and Germany. It is planned that such activities will be studied in future.

3. Treatment of mixed measures

Where a measure is mixed (involves more than one type of action) the detailed tables in sections B.3 and C.3 include an entry for the measure in each of the appropriate categories. For each entry the measure name is prefixed by "[Component]" to indicate that it is a part of a mixed measure and that other components may be found elsewhere in the table. As far as possible, expenditure and participants have been attributed to the different components of the measure according to actual observations. Where the breakdown is not known then total values for the measure are usually allocated to the most important component. Footnotes explain the treatment of such cases.

4. Categories 0 and 1

Category 0 (General PES) does not relate to LMP "measures" in the sense defined here, but to general services for jobseekers provided by the public employment services. Information provided for this category is to be treated as general background information and considered separately from that relating to actual measures which fall into categories 1-9.

Category 1 is defined in paragraph 4.1 of section F.1. In most cases the measures included under this category are implemented by staff of the public employment services and there are not specific procedures for monitoring the allocation of staff time between different activities. Moreover, although the activities considered to be category 1 actions should be specifically targeted (in order to be considered in this category), in reality there may be an overlap with counselling offered to all jobseekers as a general service and it is not straightforward to make clear distinctions.

Further research is therefore needed before the data can be considered comparable with other categories or between countries. Moreover, because of the known difficulties, some countries have not reported fully on one or both of these categories and empty sections in the detailed tables should not be taken as meaning that such actions do not exist.

Category 1 has therefore not been included in any aggregates of LMP activities. Category 0, as stated above, does not refer to LMP measures and should not be aggregated with other categories.

5. Category 2.4 - Special support for apprenticeship

Apprenticeship is normally considered to be part of the "general education and vocational training offer" addressed to all young people and not only to unemployed or groups at risk, and it is therefore outside the scope of the database. Only schemes that support or elaborate upon the basic apprenticeship system specifically for the benefit of disadvantaged groups can be included and the description of any such measure must provide an adequate justification for consideration as LMP.

The information currently available in the database could give a biased picture of the efforts (in terms of public expenditure) dedicated to improving apprenticeship systems across the European Union. The main reason being that some Member States consider such investments as pertaining to the improvement of the regular offer of vocational training open to all youth, and therefore not included in the LMP-database, whereas other Member States consider this effort to be specifically labour market oriented. Further, among those Member States who consider this effort as labour market oriented, some have restricted the numbers of participants reported to those who were previously "registered unemployed" or young people with special difficulties, whereas in other cases all apprentices have been counted.

Considering the important amount of expenditure and participants involved, this publication presents data on support to apprenticeship separately from all other training measures in category 2 and excluded from the total. Furthermore, Eurostat considers that this issue justifies a more complete study in order to provide a full picture of expenditure invested in apprenticeship systems in all Member States (including public and private financial efforts), as well as on the numbers of participants involved.

6. Coherence with other data sources

As noted in section A.1 above, the LMP data collection has been established in consultation with those responsible for ESSPROS database and for the OECD database on labour market policies. There are known differences in the methodologies of the different collections. Nevertheless, coherence of data is expected in some places and analysis of any observed differences is part of the ongoing validation process for each data collection.

7. Use of Ecus as the currency unit

In this publication all tables showing expenditure in absolute terms are presented in millions of Ecus. The Ecu was the common European currency in place in 1998, before the introduction of the Euro in 1999. Data are reported by each country in national currency and converted to Ecus using the figures shown in table E.1.2 in order to facilitate comparison between countries.

8. ESF funding

LMP measures may be subject to co-financing from the European Social Fund (ESF). In section B.3 footnotes in-

indicate where the expenditure for a given measure includes ESF funding. However, at this stage it is not practical to indicate the share of expenditure contributed by the ESF on a consistent basis. The nature of the ESF funding means that, for each country, contributions may cover several measures as reported to the LMP database and it is not straightforward to detail the amounts allocated to each individual measure. Moreover, ESF contributions may be spread over a number of years so that it is not easy to provide information on an annual basis. Further research is being carried out in this area.

9. Double-counting of participant stocks

In the process of aggregating stock figures, within or across categories, there is a chance of double counting in some circumstances. In particular, participants in category 8 should never be added to those in categories 2-7 since participants in "active" measures may be allowed to keep their unemployment benefits reported in category 8. Similarly for category 0, which covers general services of the PES and which is generally responsible for placement of persons onto active measures.

Apart from this, double counting of stock figures can only occur when a person participates in more than one measure at the same time. This is unlikely, except in the

case of training where some countries pay training allowances from one measure and provide training places through another. Every effort has been made to identify such cases and to adjust category aggregates accordingly but users of the data should nevertheless be aware that this possibility exists. Further work is planned to determine the extent of any double counting and to take better account of this in future.

10. Country specific remarks

Germany

Data for Germany refer only to measures implemented through the authority of the federal government and do not include the activities of the Länder.

Spain

Data for Spain refer only to measures implemented through the authority of the central government and do not include the activities of the autonomous regions or those developed by local governments from their own budget.

United Kingdom

Data for the United Kingdom do not include Northern Ireland and refer to the financial year April 1998 to March 1999.

A.3 Key to symbols and abbreviations


:	Not available
-	Zero
*	Estimated value
0 or 0.00	Number too small to show
n.r	Not relevant (without meaning)
B	Belgique/België
DK	Danmark
D	Deutschland
EL	Ellada
E	España
F	France
IRL	Ireland
I	Italia
L	Luxembourg
NL	Nederland
A	Österreich
P	Portugal
FIN	Suomi/Finland
S	Sverige
UK	United Kingdom
NO	Norway
GDP	Gross domestic product at market prices
LFS	Labour force survey

B EXPENDITURE

B.1 Expenditure by type of action, 1998


B.1.1 Total expenditure by category

i. Categories 2-7

		<i>Ecus (millions)</i>																
		B	DK	D	EL	E	F	IRL	I	L	NL	A	P	FIN	S	UK	EU-15	NO
2	Training (excl. sub-category 2.4)	361.9	1,333.2	7,448.0	:	818.9	4,128.2	154.5	2,396.9	:	193.6	312.0	170.8	507.1	3,105.3	:	:	149.7
3	Job rotation and job sharing	185.1	4.9	-	-	3.9	-	-	-	-	:	0.0	-	71.0	-	-	:	17.0
4	Employment incentives	599.7	497.8	1,145.4	:	1,011.1	2,397.9	95.5	1,958.9	:	168.6	82.7	:	81.3	154.2	:	:	56.7
5	Integration of the disabled	265.9	441.1	2,160.8	9.0	273.3	1,073.7	25.0	26.2	2.2	1,752.5	83.6	10.8	105.1	1,200.9	:	:	664.0
6	Direct job creation	1,058.1	244.0	6,106.0	-	408.5	3,980.0	393.2	666.5	:	:	71.4	56.1	365.4	157.5	:	:	0.6
7	Start-up incentives	5.4	65.4	633.8	27.2	159.0	10.5	44.5	91.7	0.1	-	0.9	33.3	35.3	172.4	4.4	:	4.9
Total categories 2-7		2,476.2	2,586.4	17,493.9	:	2,674.7	11,590.3	712.7	5,140.3	:	:	550.6	:	1,165.2	4,790.3	:	:	892.9
2.4	Special support for apprenticeship	3.4	-	864.9	47.6	-	1,445.4	18.6	1,005.0	4.9	139.7	73.7	65.2	58.4	-	1,261.0	:	2.2

Some of these values may be estimated (or include estimated values) or be subject to relevant comments. Refer to the detailed country tables in section B.3.

ii. Categories 8-9

		<i>Ecus (millions)</i>																
		B	DK	D	EL	E	F	IRL	I	L	NL	A	P	FIN	S	UK	EU-15	NO
8	Out-of-work income maintenance and support	4,377.6	3,110.5	44,195.4	:	8,548.7	17,106.1	1,072.3	6,295.4	45.9	8,481.6	2,575.0	659.8	2,476.5	3,780.5	7,904.7	:	654.4
9	Early retirement	1,243.3	2,632.8	49.4	-	163.0	3,146.5	76.6	1,879.4	:	2,764.8	124.2	:	497.6	251.2	-	:	-
Total categories 8-9		5,620.9	5,743.3	44,244.8	:	8,711.7	20,252.5	1,148.9	8,174.8	:	11,246.4	2,699.2	:	2,974.1	4,031.8	7,904.7	:	654.4


Some of these values may be estimated (or include estimated values) or be subject to relevant comments. Refer to the detailed country tables in section B.3.

Totals for category 8 include social contributions paid or credited on behalf of beneficiaries. These are shown as reductions in social contributions for individuals (item 18.2.4) in table B.2.1.ii.

B.1.2 Share of total expenditure by category


i. Categories 2-7

% total expenditure (categories 2-7)

 eurostat	B	DK	D	EL	E	F	IRL	I	L	NL	A	P	FIN	S	UK	EU-15	NO
2 Training (excl. sub-category 2.4)	14.6	51.5	42.6	:	30.6	35.6	21.7	46.6	:	:	56.7	:	43.5	64.8	:	:	16.8
3 Job rotation and job sharing	7.5	0.2	-	-	0.1	-	-	-	-	:	0.0	-	6.1	-	-	:	1.9
4 Employment incentives	24.2	19.2	6.5	:	37.8	20.7	13.4	38.1	:	:	15.0	:	7.0	3.2	:	:	6.4
5 Integration of the disabled	10.7	17.1	12.4	:	10.2	9.3	3.5	0.5	:	:	15.2	:	9.0	25.1	:	:	74.4
6 Direct job creation	42.7	9.4	34.9	-	15.3	34.3	55.2	13.0	:	:	13.0	:	31.4	3.3	:	:	0.1
7 Start-up incentives	0.2	2.5	3.6	:	5.9	0.1	6.2	1.8	:	-	0.2	:	3.0	3.6	:	:	0.6
Total categories 2-7	100.0	100.0	100.0	:	100.0	100.0	100.0	100.0	:	:	100.0	:	100.0	100.0	:	:	100.0
2.4 Special support for apprenticeship	0.1	-	4.9	:	-	12.5	2.6	19.6	:	:	13.4	:	5.0	-	:	:	0.3

ii. Categories 8-9

% total expenditure (categories 8-9)

 eurostat	B	DK	D	EL	E	F	IRL	I	L	NL	A	P	FIN	S	UK	EU-15	NO
8 Out-of-work income maintenance and support	77.9	54.2	99.9	:	98.1	84.5	93.3	77.0	:	75.4	95.4	:	83.3	93.8	100.0	:	100.0
9 Early retirement	22.1	45.8	0.1	:	1.9	15.5	6.7	23.0	:	24.6	4.6	:	16.7	6.2	-	:	-
Total categories 8-9	100.0	100.0	100.0	:	100.0	100.0	100.0	100.0	:	100.0	100.0	:	100.0	100.0	100.0	:	100.0

B.1.3 Expenditure by category in relation to GDP

i. Categories 2-7

LMP expenditure / GDP (%)

eurostat		B	DK	D	EL	E	F	IRL	I	L	NL	A	P	FIN	S	UK	EU-15	NO
2	Training (excl. sub-category 2.4)	0.162	0.859	0.388	:	0.156	0.319	0.200	0.225	:	0.055	0.165	0.173	0.439	1.465	:	:	0.114
3	Job rotation and job sharing	0.083	0.003	-	-	0.001	-	-	-	-	:	0.000	-	0.061	-	-	:	0.013
4	Employment incentives	0.268	0.321	0.060	:	0.193	0.185	0.124	0.184	:	0.048	0.044	:	0.070	0.073	:	:	0.043
5	Integration of the disabled	0.119	0.284	0.112	0.008	0.052	0.083	0.032	0.002	0.013	0.498	0.044	0.011	0.091	0.566	:	:	0.507
6	Direct job creation	0.473	0.157	0.318	-	0.078	0.308	0.510	0.063	:	:	0.038	0.057	0.316	0.074	:	:	0.000
7	Start-up incentives	0.002	0.042	0.033	0.025	0.030	0.001	0.058	0.009	0.001	-	0.000	0.034	0.031	0.081	0.000	:	0.004
Total categories 2-7		1.107	1.667	0.910	:	0.511	0.896	0.924	0.483	:	:	0.292	:	1.009	2.260	:	:	0.682
2.4	Special support for apprenticeship	0.002	-	0.045	0.044	-	0.112	0.024	0.094	0.030	0.040	0.039	0.066	0.051	-	0.100	:	0.002

ii. Categories 8-9

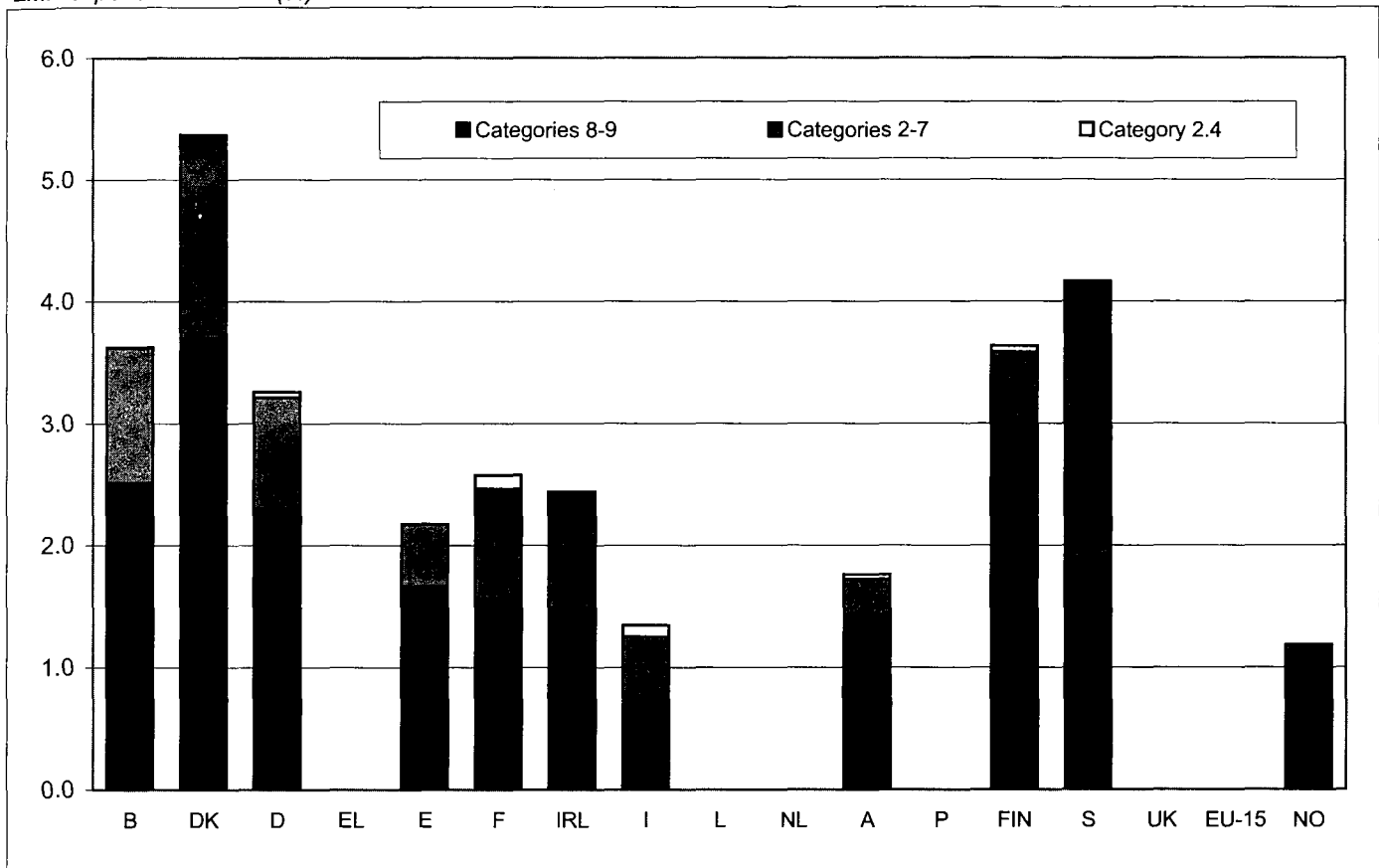
LMP expenditure / GDP (%)

eurostat		B	DK	D	EL	E	F	IRL	I	L	NL	A	P	FIN	S	UK	EU-15	NO
8	Out-of-work income maintenance and support	1.958	2.004	2.300	:	1.633	1.323	1.391	0.592	0.280	2.412	1.365	0.666	2.144	1.783	0.628	:	0.500
9	Early retirement	0.556	1.696	0.003	-	0.031	0.243	0.099	0.177	:	0.786	0.066	:	0.431	0.119	-	:	-
Total categories 8-9		2.514	3.701	2.302	:	1.664	1.566	1.490	0.768	:	3.199	1.430	:	2.575	1.902	0.628	:	0.500

B.1.3 Expenditure by category in relation to GDP (continued)

iii Total expenditure on LMP measures (categories 2-9) in relation to GDP


LMP expenditure / GDP (%)



B.2 Expenditure by type, 1998

B.2.1 Total expenditure by type

i. Categories 2-7

		<i>Ecus (millions)</i>																
		B	DK	D	EL	E	F	IRL	I	L	NL	A	P	FIN	S	UK	EU-15	NO
18.1	Total	2,476.2	2,586.4	17,493.9	:	2,674.7	11,590.3	712.7	5,140.3	:	:	550.6	:	1,165.2	4,790.3	:	:	892.9
18.2	Transfers to individuals	842.0	1,892.0	5,631.2	:	171.0	2,528.6	680.2	945.5	:	:	169.1	:	466.0	2,526.3	:	:	536.5
	18.2.1 Periodic cash payments	834.2	1,892.0	5,615.8	:	29.8	2,450.1	680.2	855.7	:	:	133.7	:	463.6	2,470.3	:	:	534.2
	18.2.2 Lump-sum cash payments	7.8	-	13.1	:	133.9	57.9	-	89.8	:	:	-	:	-	21.0	:	:	2.4
	18.2.3 Reimbursements	-	-	2.4	:	7.3	16.8	-	-	:	:	1.6	:	2.4	35.0	:	:	-
	18.2.4 Reductions in social contributions	-	-	-	:	-	-	-	-	:	:	33.8	:	-	-	:	:	-
	18.2.5 Reductions in taxes	-	-	-	:	-	3.8	-	-	:	:	-	:	-	-	:	:	-
18.3	Transfers to employers	1,242.8	551.0	1,291.7	:	1,714.6	7,243.7	1.8	2,855.5	:	:	230.2	:	470.1	1,391.6	:	:	243.8
	18.3.1 Periodic cash payments	773.0	551.0	1,282.1	:	455.0	4,912.8	1.6	29.1	:	:	155.0	:	470.1	848.6	:	:	235.3
	18.3.2 Lump-sum cash payments	-	-	7.2	:	78.7	213.9	0.2	276.8	:	:	11.7	:	-	-	:	:	8.5
	18.3.3 Reimbursements	-	-	2.4	:	-	-	-	-	:	:	55.1	:	-	543.0	:	:	-
	18.3.4 Reductions in social contributions	469.8	-	-	:	1,155.9	2,117.0	-	2,349.9	:	:	8.3	:	-	-	:	:	-
	18.3.5 Reductions in taxes	-	-	-	:	25.1	-	-	204.9	:	:	-	:	-	-	:	:	-
18.4	Transfers to service providers	391.4	143.4	10,571.1	:	789.1	1,818.0	0.0	1,002.8	:	:	89.9	:	220.3	872.5	:	:	90.1
	Not specified	-	-	-	:	-	-	30.6	331.4	:	:	61.4	:	8.8	-	:	:	22.5


Total for categories 2-7 excludes sub-category 2.4 (Special support for apprenticeship)

Some of these values may be estimated (or include estimated values) or be subject to relevant comments. Refer to the detailed country tables in section B.3.

B.2.1 Total expenditure by type (continued)

ii. Categories 8-9

Ecus (millions)


 eurostat	B	DK	D	EL	E	F	IRL	I	L	NL	A	P	FIN	S	UK	EU-15	NO
18.1 Total	5,620.9	5,743.3	44,244.8		8,711.7	20,252.5	1,148.9	8,174.8		11,246.4	2,699.2		2,974.1	4,031.8	7,904.7		654.4
18.2 Transfers to individuals	5,620.9	5,743.3	44,189.5		8,711.7	20,208.4	1,148.9	8,174.8		11,246.4	2,656.7		2,974.1	4,031.8	7,904.7		652.2
18.2.1 Periodic cash payments	5,491.9	5,722.2	43,146.0		8,156.4	20,208.4	1,148.9	5,295.7		11,246.4	1,734.6		2,953.9	4,031.8	7,904.7		652.2
18.2.2 Lump-sum cash payments	129.0	21.1	1,043.4		430.8	-	-	-		-	-		20.1	-	-		-
18.2.3 Reimbursements	-	-	-		-	-	-	-		-	210.3		-	-	-		-
18.2.4 Reductions in social contributions	-	-	-		124.5	-	-	2,879.1		-	711.8		-	-	-		-
18.2.5 Reductions in taxes	-	-	-		-	-	-	-		-	-		-	-	-		-
18.3 Transfers to employers	-	-	55.3		-	44.2	-	-		-	42.6		-	-	-		2.2
18.3.1 Periodic cash payments	-	-	46.9		-	44.2	-	-		-	-		-	-	-		2.2
18.3.2 Lump-sum cash payments	-	-	-		-	-	-	-		-	-		-	-	-		-
18.3.3 Reimbursements	-	-	8.5		-	-	-	-		-	42.6		-	-	-		-
18.3.4 Reductions in social contributions	-	-	-		-	-	-	-		-	-		-	-	-		-
18.3.5 Reductions in taxes	-	-	-		-	-	-	-		-	-		-	-	-		-
18.4 Transfers to service providers	-	-	-		-	-	-	-		-	-		-	-	-		-
Not specified	-	-	-		-	-	-	-		-	-		-	-	-		-

Some of these values may be estimated (or include estimated values) or be subject to relevant comments. Refer to the detailed country tables in section B.3.

B.2.2 Share of total expenditure by type

i. Categories 2-7

% total expenditure (categories 2-7)


 eurostat	B	DK	D	EL	E	F	IRL	I	L	NL	A	P	FIN	S	UK	EU-15	NO
18.1 Total	100.0	100.0	100.0	:	100.0	100.0	100.0	100.0	:	:	100.0	:	100.0	100.0	:	:	100.0
18.2 Transfers to individuals	34.0	73.2	32.2	:	6.4	21.8	95.4	18.4	:	:	30.7	:	40.0	52.7	:	:	60.1
18.2.1 Periodic cash payments	33.7	73.2	32.1	:	1.1	21.1	95.4	16.6	:	:	24.3	:	39.8	51.6	:	:	59.8
18.2.2 Lump-sum cash payments	0.3	-	0.1	:	5.0	0.5	-	1.7	:	:	-	:	-	0.4	:	:	0.3
18.2.3 Reimbursements	-	-	0.0	:	0.3	0.1	-	-	:	:	0.3	:	0.2	0.7	:	:	-
18.2.4 Reductions in social contributions	-	-	-	:	-	-	-	-	:	:	6.1	:	-	-	:	:	-
18.2.5 Reductions in taxes	-	-	-	:	-	0.0	-	-	:	:	-	:	-	-	:	:	-
18.3 Transfers to employers	50.2	21.3	7.4	:	64.1	62.5	0.3	55.6	:	:	41.8	:	40.3	29.0	:	:	27.3
18.3.1 Periodic cash payments	31.2	21.3	7.3	:	17.0	42.4	0.2	0.6	:	:	28.2	:	40.3	17.7	:	:	26.4
18.3.2 Lump-sum cash payments	-	-	0.0	:	2.9	1.8	0.0	5.4	:	:	2.1	:	-	-	:	:	0.9
18.3.3 Reimbursements	-	-	0.0	:	-	-	-	-	:	:	10.0	:	-	11.3	:	:	-
18.3.4 Reductions in social contributions	19.0	-	-	:	43.2	18.3	-	45.7	:	:	1.5	:	-	-	:	:	-
18.3.5 Reductions in taxes	-	-	-	:	0.9	-	-	4.0	:	:	-	:	-	-	:	:	-
18.4 Transfers to service providers	15.8	5.5	60.4	:	29.5	15.7	0.0	19.5	:	:	16.3	:	18.9	18.2	:	:	10.1
Not specified	-	-	-	:	-	-	4.3	6.4	:	:	11.2	:	0.8	-	:	:	2.5

Total for categories 2-7 excludes sub-category 2.4 (Special support for apprenticeship)

B.2.2 Share of total expenditure by type (continued)

ii. Categories 8-9


% total expenditure (categories 8-9)

 eurostat	B	DK	D	EL	E	F	IRL	I	L	NL	A	P	FIN	S	UK	EU-15	NO
18.1 Total	100.0	100.0	100.0	:	100.0	100.0	100.0	100.0	:	100.0	100.0	:	100.0	100.0	100.0	:	100.0
18.2 Transfers to individuals	100.0	100.0	99.9	:	100.0	99.8	100.0	100.0	:	100.0	98.4	:	100.0	100.0	100.0	:	99.7
18.2.1 Periodic cash payments	97.7	99.6	97.5	:	93.6	99.8	100.0	64.8	:	100.0	64.3	:	99.3	100.0	100.0	:	99.7
18.2.2 Lump-sum cash payments	2.3	0.4	2.4	:	4.9	-	-	-	:	-	-	:	0.7	-	-	:	-
18.2.3 Reimbursements	-	-	-	:	-	-	-	-	:	-	7.8	:	-	-	-	:	-
18.2.4 Reductions in social contributions	-	-	-	:	1.4	-	-	35.2	:	-	26.4	:	-	-	-	:	-
18.2.5 Reductions in taxes	-	-	-	:	-	-	-	-	:	-	-	:	-	-	-	:	-
18.3 Transfers to employers	-	-	0.1	:	-	0.2	-	-	:	-	1.6	:	-	-	-	:	0.3
18.3.1 Periodic cash payments	-	-	0.1	:	-	0.2	-	-	:	-	-	:	-	-	-	:	0.3
18.3.2 Lump-sum cash payments	-	-	-	:	-	-	-	-	:	-	-	:	-	-	-	:	-
18.3.3 Reimbursements	-	-	0.0	:	-	-	-	-	:	-	1.6	:	-	-	-	:	-
18.3.4 Reductions in social contributions	-	-	-	:	-	-	-	-	:	-	-	:	-	-	-	:	-
18.3.5 Reductions in taxes	-	-	-	:	-	-	-	-	:	-	-	:	-	-	-	:	-
18.4 Transfers to service providers	-	-	-	:	-	-	-	-	:	-	-	:	-	-	-	:	-
Not specified	-	-	-	:	-	-	-	-	:	-	-	:	-	-	-	:	-

Totals for category 8 include social contributions paid or credited on behalf of beneficiaries. These are shown as reductions in social contributions for individuals (item 18.2.4) in table B.2.1 .ii.


B.3.1 Expenditure by type of action (Detailed country tables): Belgique/België, 1998

Ecus (millions)

 Category, measure number and name		18.1 Total	18.2 Transfers to individuals	18.3 Transfers to employers	18.4 Transfers to service providers	Not specified	Notes
0 - General PES							
0	1 Public employment services (Fed, RF, RW, RB)	406.00	-	-	406.00	-	-
	25 Active jobsearch workshop (RW, RB, RF)	1.33	-	-	1.33	-	-
Total category 0 - General PES		407.33			407.33		
1 - Intensive counselling and job-search assistance							
1	12 [Component] Vocational integration (RW, RB) -	5.37	-	-	5.37	-	-
	2 Support plan for the unemployed (RF, RW, RB)	30.62	-	-	30.62	-	-
	30 Regional employment missions (RW)	0.62	-	-	0.62	-	-
Total category 1 - Intensive counselling and job-search assistance		36.61			36.61		
2 - Training							
2.1	3 Encouraging unemployed to return to studying (Fed)	60.46	60.46	-	-	-	-
	6 Vocational training services	280.72	61.08	-	219.64	-	-
	12 [Component] Vocational integration (RW, RB) -	1.55	-	-	1.55	-	-
2.2	7 Support for the creation, extension and restructuring of enterprises (RW, RB)	4.04	-	-	4.04	-	-
	13 Training and integration contract (RW)	6.15	6.15	-	-	-	-
	29 Tutorial (RB)	0.02	-	0.02	-	-	-
2.3	9 Dual training and springboard projects (CFI)	6.89	0.66	-	6.23	-	-
	10 Dual training/employment (RW)	2.09	-	2.09	-	-	-
2.4	8 Dual training/employment (Fed)	3.18	-	3.18	-	-	-
	11 Apprenticeship islands (RF)	0.22	-	-	0.22	-	-
Total category 2 - Training		365.33	128.36	5.29	231.68		
Total category 2 - Training (excl. sub-category 2.4)		361.93	128.36	2.12	231.46		
3 - Job rotation and job sharing							
3.1	15 [Component] Career break (Fed, RF) -	172.70	172.70	-	-	-	-
	32 Promoting reintegration of the unemployed through redistribution of work (RF)	2.46	2.46	-	-	-	-
3.2	15 [Component] Career break (Fed, RF) -	9.95	9.95	-	-	-	-
Total category 3 - Job rotation and job sharing		185.10	185.10				
4 - Employment incentives							
4	39 Part-time workers receiving income guarantee allowance	118.95	118.95	-	-	-	-
4.1	16 Recruitment subsidy (RB)	0.62	-	-	0.62	-	-
	17 Recruitment of unemployed persons by SMEs (RW, RB)	10.12	-	-	10.12	-	-
	22 Plan +1, +2, +3 (Fed)	86.73	-	86.73	-	-	-
	23 Recruitment benefits (Fed)	109.03	-	109.03	-	-	-
	24 Employment agreements (Fed)	269.25	-	269.25	-	-	-
	26 Relocation allowances for the unemployed (RB)	-	-	-	-	-	-
	28 Transition-to-work subsidy (RB)	0.25	-	0.25	-	-	-
	35 Traineeships for young people (Fed)	4.80	-	4.80	-	-	-
Total category 4 - Employment incentives		599.74	118.95	470.06			
5 - Integration of the disabled							
5	36 Work and rehabilitation for disabled persons (RF, RW, RB)	265.95	-	146.92	119.03	-	-
Total category 5 - Integration of the disabled		265.95			119.03		

B.3.1 Expenditure by type of action (Detailed country tables): Belgique/België, 1998

Ecus (millions)


 Category, measure number and name		18.1 Total	18.2 Transfers to individuals	18.3 Transfers to employers	18.4 Transfers to service providers	Not specified	Notes
6 - Direct job creation							
6.1	14 Third working circuit (RF, RW, RB)	328.11	328.11	-	-	-	
	18 Subsidised contractors (RF, RW, RB)	551.05	-	551.05	-	-	
	19 Promoting employment in the non-market sector - FBI (Fed, RF, RW, RB)	52.36	-	52.36	-	-	
6.2	21 Local employment agencies (Fed)	106.28	76.12	-	30.16	-	
	27 Transition-to-work scheme (RF)	20.26	-	20.26	-	-	
Total category 6 - Direct job creation		1,058.06	404.23	623.67	30.16		
7 - Start-up incentives							
7	34 Loans for unemployed persons (Fed)	5.37	5.37	-	-	-	
Total category 7 - Start-up incentives		5.37	5.37				
8 - Out-of-work income maintenance and support							
8.1	37 [Component] Unemployment benefit (Fed) - Full UB	3,875.22	3,875.22	-	-	-	
8.2	37 [Component] Unemployment benefit (Fed) - Partial UB	373.38	373.38	-	-	-	
8.5	37 [Component] Unemployment benefit (Fed) - Bankruptcy compensation	128.97	128.97	-	-	-	
Total category 8 - Out-of-work income maintenance and support		4,377.57	4,377.57				
9 - Early retirement							
9.1	38 Early retirement by collective agreement (Fed)	1,243.28	1,243.28	-	-	-	
Total category 9 - Early retirement		1,243.28	1,243.28				

Notes

- 1 Data on apprenticeship (category 2.4) are not considered comparable between countries so aggregates on training should only be considered excluding this sub-category.

B.3.2 Expenditure by type of action (Detailed country tables): Danmark, 1998

Ecus (millions)


 Category, measure number and name		18.1 Total	18.2 Transfers to individuals	18.3 Transfers to employers	18.4 Transfers to service providers	Not specified	Notes
0 - General PES							
0	5 Public Employment Service	203.15	-	-	203.15	-	
Total category 0 - General PES		203.15			203.15		
1 - Intensive counselling and job-search assistance							
1	17 Educational and vocational guidance	:	:	:	:	:	
Total category 1 - Intensive counselling and job-search assistance							
2 - Training							
2.1	8 Education and training	850.87	733.84	-	117.02	-	
	16 Educational leave from unemployment	214.43*	214.43*	-	-	-	
	19 Adult- and supplementary training	1.83	1.83	-	-	-	
2.2	7 Individual job training	202.41	202.41	-	-	-	
2.3	9 Specially arranged activation	59.87*	59.87*	-	-	-	
	10 Voluntary not paid activities	3.75	3.75	-	-	-	
Total category 2 - Training		1,333.15*	1,216.13*		117.02		
Total category 2 - Training (excl. sub-category 2.4)		1,333.15*	1,216.13*		117.02		
3 - Job rotation and job sharing							
3.1	14 Sabbatical leave	4.85	4.85	-	-	-	
Total category 3 - Job rotation and job sharing		4.85	4.85				
4 - Employment incentives							
4.1	6 Job training	497.83*	-	471.46*	26.38	-	
Total category 4 - Employment incentives		497.83*		471.46*	26.38		
5 - Integration of the disabled							
5.3	20 Rehabilitation	400.50	320.99	79.51	-	-	
	28 Pre - rehabilitation	40.62	40.62	-	-	-	2
Total category 5 - Integration of the disabled		441.12	361.61	79.51			
6 - Direct job creation							
6.2	11 Pool jobs	244.04	244.04	-	-	-	
Total category 6 - Direct job creation		244.04	244.04				
7 - Start-up incentives							
7	12 Enterprise allowance (insured unemployed)	56.01	56.01	-	-	-	
	13 Selfemployed with enterprise allowance (social benefit)	9.41	9.41	-	-	-	
Total category 7 - Start-up incentives		65.42	65.42				
8 - Out-of-work income maintenance and support							
8.1	2 Social assistance (unemployment)	479.26*	479.26*	-	-	-	
8.5	25 Wage Earners Guarantee Fund	21.10	21.10	-	-	-	
Mixed	1 Unemployment Insurance	2,610.14	2,610.14	-	-	-	
Total category 8 - Out-of-work income maintenance and support		3,110.49*	3,110.49*				
9 - Early retirement							
9.2	23 Early retirement pay, from employment	1,187.03*	1,187.03*	-	-	-	
	24 Early retirement pay, from unemployment	915.91*	915.91*	-	-	-	
	3 Transitional allowance	529.86	529.86	-	-	-	
Total category 9 - Early retirement		2,632.81*	2,632.81*				

Notes

- 1 Data on apprenticeship (category 2.4) are not considered comparable between countries so aggregates on training should only be considered excluding this sub-category. Here category 2.4 is not reported so the total for training is not affected.
- 2 The legislation changed in the middle of 1998 so that expenditure for 1998 should not be compared with later years.


B.3.3 Expenditure by type of action (Detailed country tables): Deutschland, 1998

Ecus (millions)

 Category, measure number and name			18.1 Total	18.2 Transfers to individuals	18.3 Transfers to employers	18.4 Transfers to service providers	Not specified	Notes
0 - General PES								
0	5	Job placement	:	:	:	:	:	1
Total category 0 - General PES			:	:	:	:	:	
1 - Intensive counselling and job-search assistance								
1	27	Independent measures	280.15	:	:	:	280.15	
	28	Involvement of third parties in the placement of unemployment-assistance recipients	0.95	-	-	0.95	-	2
	33	Apprenticeship placement	:	:	:	:	:	1
	35	Counselling and placement assistance	23.50	23.50	-	-	-	
Total category 1 - Intensive counselling and job-search assistance			:	:	:	:	:	
2 - Training								
2.1	11	Support for vocational preparation training measures for young people	397.53	100.62	-	296.91	-	
	12	Support for further vocational training	6,350.99	3,945.91	-	2,405.07	-	
	20	Subsidies towards measures included in social plans	7.16	-	7.16	-	-	
	26	Language tuition for new resettlers, persons having right of asylum and quota refugees	126.82	-	-	126.82	-	
	31	ESF Federal programme	304.82	304.51	0.32	-	-	3
	6	Measures to improve prospects of integration - training measures	260.72	-	-	260.72	-	
2.4	19	Support for vocational training for those with learning difficulties/social disadvantage	732.78	-	-	732.78	-	
	34	Vocational training allowance	132.10	132.10	-	-	-	
Total category 2 - Training			8,312.92	4,483.14	7.48	3,822.30	-	4
Total category 2 - Training (excl. sub-category 2.4)			7,448.04	4,351.04	7.48	3,089.52	-	
3 - Job rotation and job sharing								
3								
Total category 3 - Job rotation and job sharing								
4 - Employment incentives								
4.1	16	Recruitment subsidy for new businesses	87.38	-	87.38	-	-	
	17	Integration contract	2.42	-	2.42	-	-	
	18	Integration subsidies	580.62	-	580.62	-	-	
	25	Employment assistance scheme for long-term unemployed	446.51	-	446.51	-	-	2
	7	Mobility allowances	25.55	25.55	-	-	-	
	8	Employee allowance	2.91	2.91	-	-	-	6
Total category 4 - Employment incentives			1,145.39	28.46	1,116.9			
5 - Integration of the disabled								
5.1	23	Special incentives for the recruitment and employment of the severely disabled	133.65	-	133.65	-	-	
5.3	13	Vocational rehabilitation	2,027.14	617.97	33.60	1,375.57	-	
Total category 5 - Integration of the disabled			2,160.79	617.97	167.24	1,375.57	-	
6 - Direct job creation								
6.2	21	Support for job-creation measures (ABMs)	3,772.12	-	-	3,772.12	-	
	22	Support for structural adjustment measures	2,333.86	-	-	2,333.86	-	7
Total category 6 - Direct job creation			6,105.98	-	-	6,105.98	-	
7 - Start-up incentives								
7	9	Bridging allowance	633.76	633.76	-	-	-	
Total category 7 - Start-up incentives			633.76	633.76				

B.3.3 Expenditure by type of action (Detailed country tables): Deutschland, 1998

Ecus (millions)


 Category, measure number and name		18.1	18.2	18.3	18.4	Not specified	Notes
		Total	Transfers to individuals	Transfers to employers	Transfers to service providers		
8 - Out-of-work income maintenance and support							
8.1	1	Unemployment benefit	26,813.67	26,813.67	-	-	-
	3	Unemployment assistance	15,457.43	15,457.43	-	-	-
	29	Integration assistance for new resettlers, persons having right of asylum and quota refugees	307.89	307.89	-	-	- 9
8.2	14	Short-time working allowance	333.31	333.31	-	-	-
	15	Promotion of year-round employment in construction	239.30	230.82	8.48	-	-
8.3	2	Part-time unemployment benefit	0.34	0.34	-	-	-
8.5	4	Bankruptcy compensation payment	1,043.44	1,043.44	-	-	-
Total category 8 - Out-of-work income maintenance and support			44,195.38	44,186.91	8.48		
9 - Early retirement							
9	24	Support of part-time employment for older employees	49.42	2.56	46.86	-	-
Total category 9 - Early retirement			49.42	2.56	46.86		

Notes

- 1 This activity is carried out by the PES. It is not possible to separate the costs of this activity from the general personnel costs of the PES.
- 2 Expenditure of federal programmes.
- 3 Includes some (small) expenditure on start-up activities (category 7).
- 4 Total expenditure for training (category 2) is overestimated because it includes some (small) expenditure on category 7 (see note 3).
- 5 Data on apprenticeship (category 2.4) are not considered comparable between countries so aggregates on training should only be considered excluding this sub-category.
- 6 Federal Employment Service: 981.047 DM; Federal government: 4.749.820 DM.
- 7 Federal Employment Service: 2.916.197.210 DM. Federal government: 1.679.472.839 DM.
- 8 Total expenditure on start-up incentives (category 7) is underestimated because some expenditure is included with category 2 (see note 4).
- 9 For some participants, payments are considered to be a training allowance to facilitate participation in German language courses (category 2.1).


B.3.4 Expenditure by type of action (Detailed country tables): Ellada, 1998

Ecus (millions)

 Category, measure number and name		18.1 Total	18.2 Transfers to individuals	18.3 Transfers to employers	18.4 Transfers to service providers	Not specified	Notes
0 - General PES							
0	31 Counselling - Vocational guidance	:	:	:	:	:	
	32 Placement by the public employment services (OAED employment agencies)	:	:	:	:	:	
Total category 0 - General PES		:	:	:	:	:	
1 - Intensive counselling and job-search assistance							
1	39 Integrated Intervention Program	6.05	:	:	:	6.05	1
	40 Program "The Young in Active Life"	49.89	:	:	:	49.89	2
	43 Program "Back to work"	16.63	:	:	:	16.63	2
Total category 1 - Intensive counselling and job-search assistance		72.57				72.57	
2 - Training							
2	38 ADAPT	13.27	:	:	:	13.27	
	41 Specific Programmes for the promotion of the accession of women in the labour market	0.88	:	:	:	0.88	
2.1	33 Continuous vocational training programs (Ministry of Labour - centres of vocational training)	:	:	:	:	:	
	34 Continuous vocational training programs (Ministry of Labour, Regions, Centres of vocational training)	:	:	:	:	:	
	36 "Kapodistrias" training program	22.68	:	:	:	22.68	
	37 Marine training (Ministry of Merchant Marine)	3.33	:	:	:	3.33	
	8 Continuous Vocational Training Programs (OAED)	18.44	:	:	:	18.44	
2.3	35 Linking training to employment	5.29	:	:	:	5.29	
2.4	6 Programs of alternating education (Apprenticeship)	47.55	:	:	:	47.55	
Total category 2 - Training							
Total category 2 - Training (excl. sub-category 2.4)							3
3 - Job rotation and job sharing							
3							
Total category 3 - Job rotation and job sharing							
4 - Employment incentives							
4	45 [Component] Subsidy for the employment of persons from Special Social Group (New Jobs, and Young Prof/ls) -	:	:	:	:	:	4
4.1	9 Subsidies to Private Sector Employers for the Creation of New Jobs	42.33	:	:	:	42.33	
Total category 4 - Employment incentives							
5 - Integration of the disabled							
5	45 [Component] Subsidy for the employment of persons from Special Social Group (New Jobs, and Young Prof/ls) -	:	:	:	:	:	4
5.3	1 Training Programs for People with Special Needs in three Vocational Training Centres of OAED	2.57	:	:	:	2.57	
	42 Combating exclusion from the labour market for the disabled - individuals with reduced mobility etc	4.03	:	:	:	4.03	
	44 Combating exclusion from the labour market for people with mentally illness.	2.39	:	:	:	2.39	
Total category 5 - Integration of the disabled						9.00*	4
6 - Direct job creation							
6							
Total category 6 - Direct job creation							

B.3.5 Expenditure by type of action (Detailed country tables): España, 1998

Ecus (millions)


 Category, measure number and name							Notes
		18.1 Total	18.2 Transfers to individuals	18.3 Transfers to employers	18.4 Transfers to service providers	Not specified	
9 - Early retirement							
9.1	26	Early retirement with substitution by another worker	2.40*	2.40*	-	-	- 2
	27	Replacement contracts	1.30*	1.30*	-	-	- 2
9.2	1	Employment Promotion Funds (Early retirement)	65.07	65.07	-	-	-
	2	Early retirement allowance	94.20	94.20	-	-	-
Total category 9 - Early retirement			162.97*	162.97*			

Notes

- 1 Data on apprenticeship (category 2.4) are not considered comparable between countries so aggregates on training should only be considered excluding this sub-category. Here category 2.4 is not reported so the total for training is not affected.
- 2 Expenditure refer to benefits for retirees only. Employers replacing the retirees with an unemployed person may qualify for incentives included under measure E-15 Transforming fixed term contracts into permanent contracts.


B.3.6 Expenditure by type of action (Detailed country tables): France, 1998

Ecus (millions)

 Category, measure number and name		18.1	18.2	18.3	18.4	Not specified	Notes
		Total	Transfers to individuals	Transfers to employers	Transfers to service providers		
0 - General PES							
0	42 National employment agency (ANPE)	727.06*	-	-	727.06*	-	1
	43 Managerial employment agency (APEC)	63.30*	-	-	63.30*	-	2
	44 Local centres, permanent reception, information and advisory services (PAIO)	115.52*	-	-	115.52*	-	3
Total category 0 - General PES		905.88*			905.88*		
1 - Intensive counselling and job-search assistance							
1	19 [Component] Retraining agreements - bilans professionnels	34.83	-	-	34.83	-	
	33 Retraining leave	13.23	13.20	-	0.03	-	
	37 Intermediary associations	42.38*	-	39.39*	2.99	-	4
	45 Retraining units	14.77	-	-	14.77	-	
	53 Personalised services of ANPE	15.15*	-	-	15.15*	-	5
	54 Jobseekers workshops (ANPE)	25.66*	-	-	25.66*	-	5
	56 Support services of ANPE	15.15*	-	-	15.15*	-	5
	55 Appraisal services of ANPE	15.15*	-	-	15.15*	-	5
	57 Guidance and monitoring services of AFPA	52.70*	-	-	52.70*	-	
	58 Pathway to jobs (TRACE)	0.06	-	-	0.06	-	6
Total category 1 - Intensive counselling and job-search assistance		229.09*	13.20	39.39	176.50*		
2 - Training							
2	17 Retraining allowance - unemployment insurance system (AFR)	812.92	812.92	-	-	-	7
	18 Retraining allowance - public system	333.36	333.36	-	-	-	7
	19 [Component] Retraining agreements - allocation de conversion	716.43	716.41	0.01	-	-	
2.1	10 Courses offered by the Association for Adult Vocational Training (AFPA)	742.76	154.44	-	588.32	-	
	11 Courses for specific groups (IRILL)	16.35	-	-	16.35	-	3
	13 Adult training courses organised by the regions	451.12*	141.12*	-	309.99*	-	8
	15 Individual training-for-employment and integration courses	17.09*	-	-	17.09*	-	8
	16 Group training-for-employment and integration courses (SIFE)	200.88*	-	-	200.88*	-	8
	19 [Component] Retraining agreements - frais de formation	71.02	-	-	71.02	-	
2.2	14 Courses for admission to enterprises	19.91	-	-	19.91	-	8
	20 FNE agreement on training and adaptation	11.38*	-	5.04	6.34	-	
2.3	12 Courses for unemployed managerial staff	19.90	-	-	19.90	-	8
	9 Courses for young job-seekers (State + regions)	715.08*	282.38*	-	432.70*	-	3,8
2.4	22 Exemptions and subsidies for recruitment of apprentices	1,445.37	-	1,445.37	-	-	
Total category 2 - Training		5,573.57*	2,440.63*	1,450.42	1,682.51*		
Total category 2 - Training (excl. sub-category 2.4)		4,128.20*	2,440.63*	5.05	1,682.51*		
3 - Job rotation and job sharing							
3							
Total category 3 - Job rotation and job sharing							
4 - Employment incentives							
4.1	24 Qualification contracts (Training-cum-work)	283.41	-	283.41	-	-	
	25 Orientation contracts (Training-cum-work)	3.40	-	3.40	-	-	
	26 Employment-initiative contract (CIE)	1,278.97	-	1,276.32	2.65	-	3
	27 Exemption from social charges for recruitment of a first employee	442.22	-	442.22	-	-	
	28 Exemption from social charges for recruitment of the 1st to 50th employee in ZRR and ZRU areas	25.98	-	25.98	-	-	10
	29 Cooperation agreement (UNEDIC)	277.93	-	277.93	-	-	
	32 Degressive temporary allowance	13.38	13.38	-	-	-	
	36 Economic integration enterprises	59.72	-	59.17	0.55	-	
4.2	35 Supported transition to part time work	12.90	12.90	-	-	-	
Total category 4 - Employment incentives		2,397.91	26.29	2,368.43	3.19		

B.3.6 Expenditure by type of action (Detailed country tables): France, 1998

Ecus (millions)


 Category, measure number and name		18.1 Total	18.2 Transfers to individuals	18.3 Transfers to employers	18.4 Transfers to service providers	Not specified	Notes
5 - Integration of the disabled							
5.1	49 Aid granted by the Association for the vocational integration of the disabled (AGEFIPH)	288.29	51.20	124.38	112.70	-	
5.2	47 Income guarantee for disabled workers (CAT)	654.13	-	654.13	-	-	
	48 Sheltered workshops for the disabled	131.33	-	131.33	-	-	
Total category 5 - Integration of the disabled		1,073.75	51.20	909.84	112.70		
6 - Direct job creation							
6.2	39 Community work contract (CES)	2,174.61	-	2,170.10	4.50	-	3
	40 Funded-employment contract (CEC)	690.95	-	689.52	1.43	-	3
	41 Town employment contract	101.89	-	101.89	-	-	
	46 Jobs for young people	1,012.52	-	998.88	13.63	-	
Total category 6 - Direct job creation		3,979.96	-	3,960.39	19.57		
7 - Start-up incentives							
7	38 Aid for the unemployed setting-up or rescuing a company	3.98	3.98	-	-	-	
	38bis Consultancy cheque-book for business creation	6.55	6.55	-	-	-	3
Total category 7 - Start-up incentives		10.53	10.53				
8 - Out-of-work income maintenance and support							
8.1	1 Single degressive allowance (Unemployment insurance system)	14,622.18	14,622.18	-	-	-	11
	2 Integration allowance (Solidarity system)	62.43	62.43	-	-	-	
	3 Specific solidarity allowance (Solidarity system)	2,377.31	2,377.31	-	-	-	
8.2	4 Partial unemployment	44.16	-	44.16	-	-	
Total category 8 - Out-of-work income maintenance and support		17,106.07	17,061.92	44.16			
9 - Early retirement							
9.1	34 Phased early retirement	424.23	424.23	-	-	-	
	8 Job-substitution allowance	1,180.65	1,180.65	-	-	-	
9.2	6 FNE special redundancy allowance	1,541.59	1,541.59	-	-	-	
Total category 9 - Early retirement		3,146.47	3,146.47				

Notes

- 1 Operational budget of ANPE less budgeted costs of specific services (measures F-53 to F-56). Includes a small amount for reimbursements paid to certain groups of jobseekers.
- 2 Initial budget figure. Source APEC.
- 3 Includes ESF contribution.
- 4 Total expenditure underestimated because foregone revenue from exemptions to employers social contributions are not known. Amount shown as transfers to employers is an estimate of VAT exemptions.
- 5 Services of ANPE - budgeted cost (see also note 1).
- 6 Programme started 4th quarter of 1998.
- 7 Training allowances paid to persons participating in measures F-9 to F-16. It is not possible to split the expenditure between each of the training measures.
- 8 Transfers to individuals (training allowances) are incomplete in respect of individual measures because some allowances are paid through measures F-17 or F-18. Total expenditure for the training category is correct.
- 9 Data on apprenticeship (category 2.4) are not considered comparable between countries so aggregates on training should only be considered excluding this sub-category.
- 10 Fiscal expenditures are aggregated in "Aménagement du territoire" exemptions.
- 11 Includes allowance for older unemployed (ACA).


B.3.7 Expenditure by type of action (Detailed country tables): Ireland, 1998

Ecus (millions)

 Category, measure number and name		18.1 Total	18.2 Transfers to individuals	18.3 Transfers to employers	18.4 Transfers to service providers	Not specified	Notes
0 - General PES							
0	9 Job facilitation service	:	:	:	:	:	
	22 Counselling/guidance	:	:	:	:	:	
Total category 0 - General PES		:	:	:	:	:	
1 - Intensive counselling and job-search assistance							
1	14 Occupational guidance service	:	:	:	:	:	
	15 Job clubs	0.05	-	-	0.05	-	
	36 Local employment services	:	:	:	:	:	1
Total category 1 - Intensive counselling and job-search assistance		:	:	:	:	:	
2 - Training							
2.1	10 Back to education allowance (BTEA)	20.78	20.78	-	-	-	
	35 VTOS (Vocational Training Opportunities Scheme)	34.59	34.59	-	-	-	
2.3	25 Community training	23.21	23.21	-	-	-	
2.4	34 Youthreach	18.63	18.63	-	-	-	
Mixed	20 Industry training	56.20	56.20	-	-	-	
	21 Local enterprise	6.38	6.38	-	-	-	
	24 Re-integration training	13.31	13.31	-	-	-	
Total category 2 - Training		173.09	173.09	-	-	-	
Total category 2 - Training (excl. sub-category 2.4)		154.46	154.46	-	-	-	2
3 - Job rotation and job sharing							
3							
Total category 3 - Job rotation and job sharing							
4 - Employment incentives							
4.1	31 Jobstart	5.58	:	:	:	5.58	
	32 Workplace	1.83	:	:	:	1.83	
	4 Back to work allowance	86.17	86.17	-	-	-	
	5 PRSI Exemption scheme	:	:	:	:	:	
	7 Part-time job incentive scheme	1.88	1.88	-	-	-	
Total category 4 - Employment incentives		95.46*	88.05*	-	-	7.41*	3
5 - Integration of the disabled							
5.1	17 Workplace/equipment grants	0.21	-	0.21	0.00	-	4
	18 Employment Support Scheme	1.60	-	1.60	-	-	
5.3	16 ESF training	23.21	:	:	:	23.21	5
Total category 5 - Integration of the disabled		25.03	-	1.81	0.00	23.21	
6 - Direct job creation							
6.2	23 Community employment scheme	393.17	393.17	-	-	-	
Total category 6 - Direct job creation		393.17	393.17	-	-	-	
7 - Start-up incentives							
7	3 Back to Work Enterprise Allowance	44.53	44.53	-	-	-	
Total category 7 - Start-up incentives		44.53	44.53	-	-	-	
8 - Out-of-work income maintenance and support							
8.1	1 Unemployment benefit	301.01	301.01	-	-	-	
	2 Unemployment assistance	771.31	771.31	-	-	-	
Total category 8 - Out-of-work income maintenance and support		1,072.32	1,072.32	-	-	-	

B.3.7 Expenditure by type of action (Detailed country tables): Ireland, 1998

Ecus (millions)


 Category, measure number and name	18.1 Total	18.2 Transfers to individuals	18.3 Transfers to employers	18.4 Transfers to service providers	Not specified	Notes
9 - Early retirement						
9.2 12 Pre-retirement allowance	76.56	76.56	-	-	-	
Total category 9 - Early retirement	76.56	76.56				

Notes

- 1 Data only available from 1999.
- 2 Data on apprenticeship (category 2.4) are not considered comparable between countries so aggregates on training should only be considered excluding this sub-category.
- 3 Total for category 4 (Employment incentives) is underestimated because of missing data for *IRL-5 PRSI*. The amount is not thought to be significant.
- 4 Transfers to employers includes workplace adaptation grants for self-employed persons. Transfers to service providers covers interpretation and reading assistance.
- 5 Expenditure represents the 75% funding received from the ESF.


B.3.8 Expenditure by type of action (Detailed country tables): Italia, 1998

Ecus (millions)

 Category, measure number and name		18.1	18.2	18.3	18.4	Not specified	Notes
		Total	Transfers to individuals	Transfers to employers	Transfers to service providers		
0 - General PES							
0							
Total category 0 - General PES							
1 - Intensive counselling and job-search assistance							
1							
Total category 1 - Intensive counselling and job-search assistance							
2 - Training							
2.1	26 Training for those seeking a first job	666.77	-	-	666.77	-	1
	27 Training for long-term unemployed or persons at risk of becoming long-term unemployed	331.38	:	:	:	331.38	1
	29 Training for disadvantaged people	97.51	-	-	97.51	-	1
2.2	24 Training-cum-work contracts	1,062.66	-	1,062.66	-	-	-
	28 Training for workers at risk of unemployment	238.55	-	-	238.55	-	1
2.4	25 Apprenticeship	1,005.04	-	1,005.04	-	-	-
Total category 2 - Training		3,401.91	-	2,067.70	1,002.83	331.38	
Total category 2 - Training (excl. sub-category 2.4)		2,396.87	-	1,062.66	1,002.83	331.38	2
3 - Job rotation and job sharing							
3.2	8 [Component] Solidarity contracts - Expansive	-	-	-	-	-	-
Total category 3 - Job rotation and job sharing							
4 - Employment incentives							
4.1	10 Reintegration contracts	0.18	-	0.18	-	-	-
	22 Job grants	189.13	189.13	-	-	-	-
	3 Incentives for hiring those registered in mobility lists	362.99	-	362.99	-	-	-
	32 Reintegration of managers in SMEs	0.13	-	0.13	-	-	-
	35 Incentives for taking on employees in CIGS	3.70	-	3.70	-	-	-
	36 Incentives for taking on long-term unemployed	656.11	-	656.11	-	-	-
	52 Total annual relief	33.46	-	33.46	-	-	-
	53 Vocational integration schemes	:	:	:	:	:	:
	54 Vocational and guidance traineeships	:	:	:	:	:	:
	56 Tax relief for SMEs creating jobs in Objective 1 areas	204.87	-	204.87	-	-	-
	59 Conversion of apprenticeship contracts into permanent ones	206.50	-	206.50	-	-	-
	60 Conversion of training-cum-work contracts into permanent ones	7.24	-	7.24	-	-	-
4.2	49 Realignment contracts	5.14*	-	-	-	-	3
	61 Subsidy for firms located in the Mezzogiorno	274.82	-	274.82	-	-	-
	8 [Component] Solidarity contracts - Defensive	14.66	-	14.66	-	-	-
Total category 4 - Employment incentive		1,958.93*	189.13*	1,764.66*			
5 - Integration of the disabled							
5.1	67 Exemption from social contributions for disadvantaged workers in social cooperatives	26.23	-	26.23	-	-	-
Total category 5 - Integration of the disabled				26.23			
6 - Direct job creation							
6.1	64 Mixed companies for placing of ex-SUW	:	:	:	:	:	:
6.2	11 Socially useful work (SUW)	666.55	666.55	-	-	-	-
Total category 6 - Direct job creation		666.55*	666.55*				5
7 - Start-up incentives							
7	19 Loans for one-person businesses	65.49	65.49	-	-	-	-
	20a Production and work cooperatives	1.96	-	1.96	-	-	-
	3d Capitalisation of mobility allowances for the creation of new businesses or self-employment	24.29	24.29	-	-	-	-
Total category 7 - Start-up incentives		91.75	89.79	1.96			

B.3.8 Expenditure by type of action (Detailed country tables): Italia, 1998

Ecus (millions)


 Category, measure number and name	18.1 Total	18.2 Transfers to individuals	18.3 Transfers to employers	18.4 Transfers to service providers	Not specified	Notes
8 - Out-of-work income maintenance and support						
8.1 1 Ordinary unemployment benefit	4,220.41	4,220.41	-	-	-	6
3a Mobility allowance	1,146.30	1,146.30	-	-	-	6
8.2 2 Wage Compensation Fund	928.67	928.67	-	-	-	
Total category 8 - Out-of-work income maintenance and support	6,295.37	6,295.37	-	-	-	
9 - Early retirement						
9.2 16 Early retirement	1,879.41	1,879.41	-	-	-	
Total category 9 - Early retirement	1,879.41	1,879.41	-	-	-	

Notes

- 1 The figure includes ESF co-funding.
- 2 Data on apprenticeship (category 2.4) are not considered comparable between countries so aggregates on training should only be considered excluding this sub-category.
- 3 The measure aims to legalise the black economy by exempting employers from social security contributions for persons becoming legally employed. Expenditure is an estimate of the difference between the additional contributions paid by the new legal employees and the revenue foregone through exemptions to employers contributions.
- 4 Total expenditure for category 4 is underestimated because of missing data for I-53 Vocational integration schemes and I-54 Vocational and guidance traineeships. In both cases expenditure is <1% total.
- 5 Total expenditure for category 6 is underestimated because of missing data for I-64 Mixed companies for placing of ex-SUW, where expenditure is not known but which accounts for <1% of participants in the category (see table C.3.8).
- 6 Includes social contributions paid or credited on behalf of beneficiaries.


B.3.9 Expenditure by type of action (Detailed country tables): Luxembourg, 1998

Ecus (millions)

 Category, measure number and name		18.1 Total	18.2 Transfers to individuals	18.3 Transfers to employers	18.4 Transfers to service providers	Not specified	Notes
0 - General PES							
0							
Total category 0 - General PES							
1 - Intensive counselling and job-search assistance							
1	11 [Component] Training for entering or re-entering the labour market -	:	:	:	:	:	
Total category 1 - Intensive counselling and job-search assistance		:	:	:	:	:	
2 - Training							
2	11 [Component] Training for entering or re-entering the labour market -	:	:	:	:	:	
2.1	12 Retraining for workers at risk of losing their job	:	:	:	:	:	
2.2	15 Traineeships	:	:	:	:	:	
	16 Creation of temporary jobs of general interest	:	:	:	:	:	
	17 Traineeship in a company	:	:	:	:	:	
2.4	18 Aids/Subsidies for apprenticeships	4.86	:	:	:	4.86	
Total category 2 - Training		:	:	:	:	:	
Total category 2 - Training (excl. sub-category 2.4)		:					1
3 - Job rotation and job sharing							
3							
Total category 3 - Job rotation and job sharing		-	-	-	-	-	
4 - Employment incentives							
4	3 Aid to re-enter the labour market	4.21	4.21	-	-	-	
4.1	6 Aid for employing long-term and older unemployed	1.04	-	1.04	-	-	
	7 Mobility allowance	0.12	:	:	:	0.12	
	9 Income tax reduction for employing unemployed people	:	:	:	:	:	
Total category 4 - Employment incentives							
5 - Integration of the disabled							
5.1	21 Measures of professional (re)integration of disabled	1.86	:	:	:	1.86	
	22 Equipping of working places for disabled workers	0.01	:	:	:	0.01	
	23 Reimbursement of supplementary leave for disabled workers	0.21	-	0.21	-	-	
5.3	20 Training, readaptation and reeducation measures in favour of disabled workers	0.08	:	:	:	0.08	
Total category 5 - Integration of the disabled		2.17					
6 - Direct job creation							
6.1	13 Subsidies for creating socially useful jobs	:	:	:	:	:	
6.2	10 Socially useful works	:	:	:	:	:	
	2 Extraordinary works of general interest	:	:	:	:	:	
Total category 6 - Direct job creation		:	:	:	:	:	
7 - Start-up incentives							
7	14 Subsidies for the creation of businesses by the unemployed	0.09	0.09	-	-	-	
Total category 7 - Start-up incentives							
8 - Out-of-work income maintenance and support							
8.1	5 Unemployment compensation	36.34	36.34	-	-	-	
8.2	1 Partial unemployment benefit	0.18	-	0.18	-	-	
	4 Compensation for unemployment due to technical reasons or bad weather in the building sector	4.07	-	4.07	-	-	
8.5	8 Debt guarantee in case of employer closing down	5.30	5.30	-	-	-	
Total category 8 - Out-of-work income maintenance and support		45.90	41.65	4.25			

B.3.9 Expenditure by type of action (Detailed country tables): Luxembourg, 1998

Ecus (millions)


 Category, measure number and name	18.1 Total	18.2 Transfers to individuals	18.3 Transfers to employers	18.4 Transfers to service providers	Not specified	Notes
9 - Early retirement 9.1 19 Early retirement Total category 9 - Early retirement	:	:	:	:	:	:

Notes

1 Data on apprenticeship (category 2.4) are not considered comparable between countries so aggregates on training should only be considered excluding this sub-category.


B.3.10 Expenditure by type of action (Detailed country tables): Nederland, 1998

Ecus (millions)

 Category, measure number and name		18.1 Total	18.2 Transfers to individuals	18.3 Transfers to employers	18.4 Transfers to service providers	Not specified	Notes
0 - General PES							
0	39 PES - Public Employment Services	256.80	-	-	256.80	-	1
Total category 0 - General PES		256.80			256.80		
1 - Intensive counselling and job-search assistance							
1							
Total category 1 - Intensive counselling and job-search assistance							
2 - Training							
2	38 [Component] WIW - Jobseekers Employment Act - Activation & Training	162.77	-	162.77	-	-	
	40 BBSW - Contribution Scheme for Sectoral Training of the Unemployed	30.86	-	-	30.86	-	
2.4	1 [Component] WVA - Act on Reduction of Employers' Tax and Social Security Contribution - VO	139.66	-	139.66	-	-	
Total category 2 - Training		333.29		302.43	30.86		
Total category 2 - Training (excl. sub-category 2.4)		193.63		162.77	30.86		
3 - Job rotation and job sharing							
3.1	37 Career break	:	:	:	:	:	
Total category 3 - Job rotation and job sharing							
4 - Employment incentives							
4.1	1 [Component] WVA - Act on Reduction of Employers' Tax and Social Security Contribution - VLW	166.69	-	166.69	-	-	
	14 RSP - Regulation on Employment in Domestic Services	1.89	-	1.89	-	-	
Total category 4 - Employment incentives		168.58		168.58			
5 - Integration of the disabled							
5.2	6 WSW - Sheltered Employment Act	1,752.52	1,752.52	-	-	-	
Total category 5 - Integration of the disabled		1,752.52	1,752.52				
6 - Direct job creation							
6.1	3 WI1/EWLW - Regulation on additional employment for the long-term unemployed	:	:	:	:	:	
	38 [Component] WIW - Jobseekers Employment Act - Employment Contracts & Outplacement	490.53	-	490.53	-	-	
6.2	13 WI3 - Community work	:	:	:	:	:	
	38 [Component] WIW - Jobseekers Employment Act - Work Experience Contracts	19.73	-	19.73	-	-	
Total category 6 - Direct job creation							
7 - Start-up incentives							
7							
Total category 7 - Start-up incentives							
8 - Out-of-work income maintenance and support							
8.1	31 WW - Unemployment Insurance	3,834.82	3,834.82	-	-	-	
	32 TW - Supplementary benefits	214.99	214.99	-	-	-	
	33 Abw - National Assistance benefit	4,189.83	4,189.83	-	-	-	
	34 IOAW - Income Provisions for Older or partially Disabled, formerly Unemployed Persons	195.07	195.07	-	-	-	
	35 IOAZ - Income Provisions for Older or Partially Disabled, Formerly Self-employed Persons	46.85	46.85	-	-	-	
Total category 8 - Out-of-work income maintenance and support		8,481.57	8,481.57				

B.3.10 Expenditure by type of action (Detailed country tables): Nederland, 1998

Ecus (millions)


 Category, measure number and name	18.1 Total	18.2 Transfers to individuals	18.3 Transfers to employers	18.4 Transfers to service providers	Not specified	Notes
9 - Early retirement						
9.2 36 VUT - Early retirement benefits	2,764.84	2,764.84	-	-	-	
Total category 9 - Early retirement	2,764.84	2,764.84				

Notes

- 1 The figure refers to expenditure on re-integration trajectories only.
- 2 Data on apprenticeship (category 2.4) are not considered comparable between countries so aggregates on training should only be considered excluding this sub-category.


B.3.11 Expenditure by type of action (Detailed country tables): Österreich, 1998

Ecus (millions)

 Category, measure number and name		18.1	18.2	18.3	18.4	Not specified	Notes
		Total	Transfers to individuals	Transfers to employers	Transfers to service providers		
J - General PES							
J	24 Counselling and support of employment seekers & Services to enterprises	232.36	-	-	232.36	-	
Total category 0 - General PES		232.36			232.36		
1 - Intensive counselling and job-search assistance							
1	16 External labour market consultation and support	28.70	-	-	28.70	-	3
	28 Interview Allowance	0.40	0.40	-	-	-	
Total category 1 - Intensive counselling and job-search assistance		29.09	0.40		28.70		
2 - Training							
2	18 [Component] Employment foundations -	39.23	27.55	:	4.48	7.20	1,2
	45 Community Initiative EMPLOYMENT	8.72	:	:	:	8.72	3
	46 Community Initiative ADAPT	5.77	:	:	:	5.77	3
2.1	10 Training unemployment benefit for courses lasting not more than 3 months	30.51	30.51	-	-	-	1
	12 Aid to institutions	81.24	-	-	81.24	-	3
	25 Further training allowance	0.94	0.94	-	-	-	1
	7 Occupational mobility - course cost and course related cost	23.12	23.12	-	-	-	3
	8 Occupational Mobility - living allowance	75.18	75.18	-	-	-	3
	9 Unemployment benefit after parental leave while visiting a training	0.24	0.24	-	-	-	1
2.2	13 Aid to enterprises	47.07	-	47.07	-	-	3
2.4	11 Promotion of apprenticeship training and vocational training	68.59	68.59	-	-	-	3
	31 Apprenticeship Foundations (NAP Safety net for the young people)	2.79	-	-	2.79	-	
	32 JASG Training courses for the young people (NAP Safety net for the young people)	2.33	-	-	2.33	-	
Total category 2 - Training		385.73	226.12	47.07	90.84	21.69	4
Total category 2 - Training (excl. sub-category 2.4)		312.02	157.54	47.07	85.72	21.69	5
3 - Job rotation and job sharing							
3.1	26 Solidarity bonus	0.04	0.04	-	-	-	1
Total category 3 - Job rotation and job sharing		0.04	0.04				
4 - Employment incentives							
4.1	15 Integration subsidies (incl. special integration subsidies)	50.61	-	50.61	-	-	3
	5 Promotion of regional mobility and entry into employment - travel allowance	1.59	1.59	-	-	-	
	6 Promotion of regional mobility and entry into employment - childcare allowance	9.00	9.00	-	-	-	3
4.2	19 Promotion of investment and restructuring	11.71	-	11.71	-	-	
	22 Reintegration aid after parental leave	1.50	-	1.50	-	-	
	30 BONUS part of the Incentive-disincentive system for elderly workers	8.29	-	8.29	-	-	
Total category 4 - Employment incentives		82.70	10.58	72.11			

B.3.11 Expenditure by type of action (Detailed country tables): Österreich, 1998

Ecus (millions)


 Category, measure number and name		18.1 Total	18.2 Transfers to individuals	18.3 Transfers to employers	18.4 Transfers to service providers	Not specified	Notes
5 - Integration of the disabled							
5	41	Business Start-up Programmes for the eligible disabled	0.14	:	:	:	0.14
5.1	34	Work Adjustment Backup System or Job Assistance for the Disabled	4.19	-	-	4.19	-
	37	Employment Subsidies for the eligible disabled under objectives 1 and 3 of the European Social Fund	12.16	:	:	:	12.16
	38	Wage Cost Subsidies for the eligible disabled	11.18	-	11.18	-	-
	40	Subsidy to workplace equipment for the eligible disabled	0.38	-	0.38	-	-
	42	Quota surplus bonus (Übererfüllungsprämie) for the employment or the training of disabled workers	8.88	-	8.88	-	-
5.2	43	Work bonus for the use of goods produced by eligible disabled	7.67	-	7.67	-	-
	44	Integration Enterprises for the eligible disabled	11.52	-	11.52	-	-
5.3	35	Vocational Training for the Disabled	27.07	:	:	:	27.07 1
	39	Study and Apprenticeship Allowances for the eligible	0.37	:	:	:	0.37
		Total category 5 - Integration of the disabled	83.55	-	39.63	4.19	39.73
6 - Direct job creation							
6.1	27	Childcare Institutions	10.36	-	10.36	-	- 3
6.2	14	Socio-economic employment companies	44.38	-	44.38	-	- 3
	29	Non-profit Sector Integration Subsidy	16.62	-	16.62	-	- 3
		Total category 6 - Direct job creation	71.36	-	71.36	-	-
7 - Start-up incentives							
7	17	Business Start-up Programme	0.90	0.90	-	-	-
	18	[Component] Employment foundations -	-	-	-	-	- 2
		Total category 7 - Start-up incentives	0.90	0.90	-	-	-
8 - Out-of-work income maintenance and support							
8.1	1	Unemployment benefit	1,353.29	1,353.29	-	-	-
	2	Unemployment assistance	872.01	872.01	-	-	-
	36	Special Unemployment Assistance	54.05	54.05	-	-	-
8.2	20	Short-time working allowance	3.18	-	3.18	-	-
	21	Bad weather compensation	39.38	-	39.38	-	-
8.5	33	Bankruptcy Compensation	253.13	253.13	-	-	-
		Total category 8 - Out-of-work income maintenance and support	2,575.04	2,532.49	42.56	-	-
9 - Early retirement							
9.2	3	Transfer benefits to facilitate transition into retirement - Special support	96.43	96.43	-	-	-
	4	Transfer benefits to facilitate transition into retirement - Pension advances	27.74	27.74	-	-	-
		Total category 9 - Early retirement	124.17	124.17	-	-	-

Notes

- Including social security contributions credited on behalf of beneficiaries.
- A-18 *Employment foundations* is a mixed measure including expenditure on training and start-up incentives (categories 2 and 7). The two components cannot be quantified separately and all expenditure has been allocated to category 2 (training), which is most important.
- Including ESF contribution.
- The total expenditure for training includes a small amount for start-up incentives as part of measure A-18 (see note 2).
- Data on apprenticeship (category 2.4) are not considered comparable between countries so aggregates on training should only be considered excluding this sub-category.
- The total expenditure for start-up incentives is underestimated by part of the expenditure for measure A-18 (see note 2).


B.3.12 Expenditure by type of action (Detailed country tables): Portugal, 1998

Ecus (millions)

 Category, measure number and name		18.1 Total	18.2 Transfers to individuals	18.3 Transfers to employers	18.4 Transfers to service providers	Not specified	Notes
0 - General PES							
0	95 Administration and public employment service	110.75	:	:	:	110.75	
Total category 0 - General PES		110.75				110.75	
1 - Intensive counselling and job-search assistance							
1							
Total category 1 - Intensive counselling and job-search assistance							
2 - Training							
2	96 [Component] Integration enterprises -	0.57*	:	:	:	0.57*	1
	99 PROFIJ - Training programme for the integration of youngsters (Açores)	0.26	-	0.26	-	-	
2.1	14 Training grants for workers	0.86	:	:	:	0.86	
	26 [Component] Support for entry into self-employment -	0.63	0.63	-	-	-	
	63 Initial training (excluding apprenticeship)	44.38	:	:	:	44.38	
	64 Training for unemployed	31.84	:	:	:	31.84	
	67 Special training for disadvantaged groups	47.29	:	:	:	47.29	
2.2	17 Grant-aided additional training for persons who have completed vocational training measures	0.15	0.15	-	-	-	
	21 [Component] Promotion of vocational training and employment to conserve the cultural heritage -	0.07	0.07	-	-	-	
	22 Practical vocational training	20.81	0.09	0.02	0.00	20.69	
	78 Grant-aided additional training for those who have completed vocational training measures (Madeira)	0.06	0.05	0.01	-	-	
	98 Placement programme (Açores)	0.04	0.04	-	-	-	
2.3	20 Vocational training workshops programme	14.53	14.53	-	-	-	
	79 Training and professional integration of unemployed (Madeira)	0.20	0.15	0.06	-	-	
	9 Training/employment schemes for young people, specialists, managers and adults	9.08	9.08	-	-	-	
2.4	7 Apprenticeship training for young people	65.19	61.68	1.42	:	2.08	
Total category 2 - Training		235.98*	86.48	1.77	0.00	147.72*	
Total category 2 - Training (excl. sub-category 2.4)		170.79*	24.80	0.35	0.00	145.64*	2
3 - Job rotation and job sharing							
3							
Total category 3 - Job rotation and job sharing							
4 - Employment incentives							
4	101 Incentives for geographical mobility	0.00*	:	:	:	0.00*	3
	89 Social programme for occupation of temporarily unemployed (Açores)	0.23	0.23	-	-	-	
	96 [Component] Integration enterprises -	0.57*	:	:	:	0.57*	1
4.1	23 Subsidies for permanent employment contracts	11.38	-	11.38	-	-	
	24 Local employment initiatives	17.46	17.46	-	-	-	
	29 Job creation for young people through exemptions from compulsory social security contributions	0.05*	-	0.05*	-	-	4
	37 Exemption from social security contributions to promote recruitment of long-term unemployed	:	:	:	:	:	
	54 Jobsearch assistance	0.19	:	:	:	0.19	
	62 Salary compensation	:	:	:	:	:	
	80 Local initiatives employment initiatives -ILE (Madeira)	0.23	-	0.23	-	-	
Total category 4 - Employment incentives							

B.3.12 Expenditure by type of action (Detailed country tables): Portugal, 1998

Ecus (millions)


 Category, measure number and name		18.1	18.2	18.3	18.4	Not specified	Notes
		Total	Transfers to individuals	Transfers to employers	Transfers to service providers		
5 - Integration of the disabled							
5.1	31	0.84	-	0.84	-	-	
	68	2.23	-	2.23	-	-	
	69	0.99	0.99	-	-	-	
	91	0.04	-	0.04	-	-	
5.2	33	2.67	:	:	:	2.67	
5.3	34	3.16	:	:	:	3.16	
	84	0.91	0.40	-	0.50	-	
Total category 5 - Integration of the disabled		10.84	1.39	3.11	0.50	5.83	
6 - Direct job creation							
6.1	97	0.05	-	0.05	-	-	
6.2	3	5.11	:	:	:	5.11	
	4	50.48	:	:	:	50.48	
	77	0.40	0.33	0.07	0.00	-	
	86	0.11	-	0.11	-	-	
Total category 6 - Direct job creation			0.33	0.22	0.00	55.58	
7 - Start-up incentives							
7	21	3.84	3.84	-	-	-	
	25	26.06	26.06	-	-	-	
	26	2.14	2.14	-	-	-	
	27	0.87	-	-	0.87	-	
	81	0.06	0.06	-	-	-	
	90	0.30	0.30	-	-	-	
Total category 7 - Start-up incentives			32.39				
8 - Out-of-work income maintenance and support							
8.1	75	454.19	454.19	-	-	-	
	76	205.35	205.35	-	-	-	
8.2	1	0.11	0.11	-	-	-	
8.5	61	0.13	0.13	-	-	-	
Total category 8 - Out-of-work income maintenance and support		659.78	659.78				
9 - Early retirement							
9.2	41	187.04	187.04	-	-	-	
	44	:	:	:	:	:	
Total category 9 - Early retirement							

Notes

- 1 Mixed measure (categories 2 and 4) where the breakdown of expenditure between components is not known. The total expenditure on the measure is shown here split equally between the two categories.
- 2 Data on apprenticeship (category 2.4) are not considered comparable between countries so aggregates on training should only be considered excluding this sub-category.
- 3 Data refer to 1997.
- 4 Data refer to 1994.


B.3.13 Expenditure by type of action (Detailed country tables): Suomi/Finland, 1998

Ecus (millions)

 Category, measure number and name		18.1 Total	18.2 Transfers to individuals	18.3 Transfers to employers	18.4 Transfers to service providers	Not specified	Notes
0 - General PES							
0	18	110.84	-	-	110.84	-	1
	21	7.09	-	-	7.09	-	1
Total category 0 - General PES		117.94			117.94		
1 - Intensive counselling and job-search assistance							
1	20	10.50	-	-	10.50	-	1
Total category 1 - Intensive counselling and job-search assistance		10.50			10.50		
2 - Training							
2.1	17	12.77	12.77	-	-	-	
	24	3.97	3.97	-	-	-	
	6	400.51	229.27	-	171.24	-	
2.2	12	11.25	11.25	-	-	-	
	15	63.87	63.87	-	-	-	
	36	14.73	-	-	14.73	-	
2.4	7	58.36	-	58.36	-	-	2
Total category 2 - Training		565.47	321.13	58.36	185.97		
Total category 2 - Training (excl. sub-category 2.4)		507.10	321.13		185.97		3
3 - Job rotation and job sharing							
3.1	16	35.54	35.54	-	-	-	4
3.2	13	35.44	35.44	-	-	-	
Total category 3 - Job rotation and job sharing		70.98	70.98				
4 - Employment incentives							
4.1	10	46.84	-	46.84	-	-	
	35	32.74	-	32.74	-	-	
	5	1.71	1.71	-	-	-	
Total category 4 - Employment incentives		81.29	1.71	79.58			
5 - Integration of the disabled							
5.2	34	25.07*	-	25.07*	-	-	5
5.3	22	13.78	5.06	-	8.72	-	6
	25	43.25	20.09	-	23.16	-	
	26	14.17	11.75	-	2.42	-	6
	27	8.84*	:	:	:	8.84*	6
Total category 5 - Integration of the disabled		105.12*	36.91*	25.07*			
6 - Direct job creation							
6.2	8	141.73	-	141.73	-	-	
	9	223.70	-	223.70	-	-	
Total category 6 - Direct job creation		365.43					
7 - Start-up incentives							
7	11	35.28	35.28	-	-	-	
Total category 7 - Start-up incentives		35.28	35.28				

B.3.13 Expenditure by type of action (Detailed country tables): Suomi/Finland, 1998

Ecus (millions)


 Category, measure number and name		18.1 Total	18.2 Transfers to individuals	18.3 Transfers to employers	18.4 Transfers to service providers	Not specified	Notes
8 - Out-of-work income maintenance and support							
8.1	1 Earnings-related unemployment allowance	1,435.70	1,435.70	-	-	-	
	2 Basic unemployment allowance	90.25	90.25	-	-	-	
	4 Labour market support (passive component)	737.82	737.82	-	-	-	7
8.2	30 Earnings related adjusted unemployment allowance as partial unemployment benefit	3.96	3.96	-	-	-	
	32 Adjusted basic unemployment allowance or labour market support as partial unemployment benefit	0.08	0.08	-	-	-	
8.3	31 Earnings related adjusted unemployment allowance as part-time unemployment benefit	141.42	141.42	-	-	-	
	33 Adjusted basic unemployment allowance or labour market support as part-time unemployment benefit	47.10	47.10	-	-	-	
8.4	23 Redundancy Payment	12.54	12.54	-	-	-	
8.5	28 Pay Security	7.66	7.59	-	-	-	8
Total category 8 - Out-of-work income maintenance and support		2,476.52	2,476.45				
9 - Early retirement							
9.2	3 Unemployment pension	497.62	497.62	-	-	-	
Total category 9 - Early retirement		497.62	497.62				

Notes

- 1 Expenditure refers to the operational costs of the activity within the overall function of the PES. The cost breakdown is derived from a system monitoring working time in each of the different activities of the PES.
- 2 Expenditure includes only subsidies paid by the Ministry of Labour to facilitate the recruitment of unemployed persons as apprentices.
- 3 Data on apprenticeship (category 2.4) are not considered comparable between countries so aggregates on training should only be considered excluding this sub-category.
- 4 Expenditure refers to payments to persons on leave and includes both income support (70% of unemployment benefit entitlement) and training supplements where appropriate.
- 5 Data represent a rough estimate of public funding for sheltered workshops. Income from business activity, which accounts for more than half of revenue, has been excluded.
- 6 Expenditure includes rehabilitation allowances and the costs of different rehabilitation activities. Vocational rehabilitation is estimated to be 1/3 of the total cost of rehabilitation (medical and vocational).
- 7 Passive (income support) payments only. Labour market support payments made to people in active measures are shown under the appropriate measure.
- 8 Net public expenditure (disbursements minus repayments to the state).


B.3.14 Expenditure by type of action (Detailed country tables): Sverige, 1998

Ecus (millions)

 Category, measure number and name		18.1 Total	18.2 Transfers to individuals	18.3 Transfers to employers	18.4 Transfers to service providers	Not specified	Notes
0 - General PES							
0	19 Placement Service	217.03*	-	-	217.03*	-	1
	20 Vocational guidance service	91.41*	-	-	91.41*	-	1
Total category 0 - General PES		308.44*			308.44*		
1 - Intensive counselling and job-search assistance							
1	14 Vocational rehabilitation	153.55*	63.59	-	89.95*	-	2
Total category 1 - Intensive counselling and job-search assistance		153.55*	63.59		89.95*		
2 - Training							
2.1	1 Employment training within the regular education system	45.99	45.99	-	-	-	
	11 On-the-job training. Training at companies	13.01	-	13.01	-	-	
	2 Labour market training outside the regular system	765.26	381.68	-	383.58	-	3
	22 Study allowance for the unemployed	76.38	76.38	-	-	-	
	32 The Swedish national IT training programme (SwIT)	5.27	5.27	-	-	-	
	39 Adult Education Initiative	420.48	-	-	420.48	-	
	41 Special training grant (UBS)	857.68	857.68	-	-	-	
	6 Computer centres/activity centres	128.20	114.63	-	13.57	-	4
2.2	3 International Practice Scholarship	5.05	4.71	-	0.34	-	
	4 Workplace Introduction	202.45	202.45	-	-	-	
	5 Work-Experience Scheme	528.83	504.71	24.11	-	-	
2.3	25 Project work	1.23	1.23	-	-	-	5
	31 Development guarantee for young persons	16.49	9.65	-	6.84	-	
	7 Municipal youth programme	39.03	-	-	39.03	-	
Total category 2 - Training		3,105.34	2,204.37	37.12	863.85		
Total category 2 - Training (excl. sub-category 2.4)		3,105.34	2,204.37	37.12	863.85		
3 - Job rotation and job sharing							
3							
Total category 3 - Job rotation and job sharing							
4 - Employment incentives							
4.1	15 Mobility allowance	34.54	34.54	-	-	-	
	33 Individual Hiring Support	119.67	-	119.67	-	-	
Total category 4 - Employment incentives		154.22	34.54	119.67			
5 - Integration of the disabled							
5.1	12 Wage subsidies	606.67	-	606.67	-	-	
	38 Supported Employment Programme	1.91	-	-	1.91	-	
	40 Workplace adjustment grants	17.16	12.67	4.49	-	-	
5.2	13 Public sheltered employment	75.37	-	75.37	-	-	
	21 Samhall	499.78	-	499.78	-	-	
Total category 5 - Integration of the disabled		1,200.88	12.67	1,186.30	1.91		
6 - Direct job creation							
6.2	10 Temporary public employment for older unemployed	110.59	109.02	1.57	-	-	
	8 Resource work	46.88	-	46.88	-	-	
Total category 6 - Direct job creation		157.47	109.02	48.45			
7 - Start-up incentives							
7	9 Start-up grants	172.39	165.66	-	6.73	-	
Total category 7 - Start-up incentives		172.39	165.66		6.73		
8 - Out-of-work income maintenance and support							
8.1	16 Unemployment Insurance	3,660.19	3,660.19	-	-	-	7
8.5	30 Wage guarantee	120.35	120.35	-	-	-	8
Total category 8 - Out-of-work income maintenance and support		3,780.54	3,780.54				

B.3.14 Expenditure by type of action (Detailed country tables): Sverige, 1998


Ecus (millions)

 Category, measure number and name	18.1 Total	18.2 Transfers to individuals	18.3 Transfers to employers	18.4 Transfers to service providers	Not specified	Notes
9 - Early retirement						
9.1 34 Change of generations	4.15	4.15	-	-	-	
9.2 29 Occasional resignation compensation	247.09	247.09	-	-	-	
Total category 9 - Early retirement	251.24	251.24	-	-	-	

Notes


- 1 Data on expenditure on placement services/vocational guidance are rough estimates based on the number of placement/guidance officers employed at the PES (share of managers included) multiplied by their average wage cost per year.
- 2 Transfers to service providers refers to the costs of psychologists and counsellors employed by the AMI (Arbetsmarknadsinstitut) estimated as in note 1.
- 3 Expenditure consists of study allowance and travel costs for the participants and training costs for the service provider.
- 4 Transfers to service provider consists of investments made in connection with the measure and salaries.
- 5 The measure relates to activation of unemployment benefits but, because of incomplete registration, cash benefits for some of the participants are still recorded as normal unemployment benefits under measure S-16.
- 6 Data on apprenticeship (category 2.4) are not considered comparable between countries so aggregates on training should only be considered excluding this sub-category. Here category 2.4 is not reported so the total for training is not affected.
- 7 Data concerns both full- and part-time unemployed.
- 8 Amortisation and administrative costs are excluded.

B.3.15 Expenditure by type of action (Detailed country tables): United Kingdom, 1998
Ecus (millions)

 Category, measure number and name		18.1	18.2	18.3	18.4	Not specified	Notes
		Total	Transfers to individuals	Transfers to employers	Transfers to service providers		
0 - General PES							
0	9	Job Placing - Employment Service placing and advisory functions	369.59	-	-	369.59	-
Total category 0 - General PES			369.59			369.59	
1 - Intensive counselling and job-search assistance							
1	1	[Component] New Deal for 18-24 - Specific job-search programmes	:	:	:	:	1 2
	2	[Component] New Deal for 25 years old and over -	:	:	:	:	3
	8	Jobseeker's Allowance (JSA) - Interviews	:	:	:	:	
	11	[Component] New Deal for Lone Parents (NDLP) - Specific job-search programmes	:	:	:	:	
	12	[Component] New Deal for Disabled People -	:	:	:	:	4
	14	Travel to Interview Scheme	1.48	1.48	-	-	
	16	Work Trials	1.48	:	:	:	1.48
	20	Jobfinder/Jobfinder Plus	5.62	-	-	5.62	-
	22	Programme Centres (plus other jobsearch provision: Jobclub, Jobplan)	45.83	-	-	45.83	-
	23	PACTS - Placing Assessment and Counselling Teams	:	:	:	:	
	34	[Component] Project Work Pilots - Specific job-search programme	:	:	:	:	5
	35	[Component] Employment Zones -	:	:	:	:	6
Total category 1 - Intensive counselling and job-search assistance							
2 - Training							
2.1	1	[Component] New Deal for 18-24 - Vocational training allowances	:	:	:	:	2
	2	[Component] New Deal for 25 years old and over - Vocational Training Allowances	:	:	:	:	3
2.2	35	[Component] Employment Zones - Learning for work	:	:	:	:	6
2.3	4	Work Based Learning for Adults - WBLA	505.59	:	:	:	505.59 7
2.4	5	Work-based Training for Young People	1,261.02	-	-	1,261.02	-
Total category 2 - Training							
Total category 2 - Training (excl. sub-category 2.4)							8
3 - Job rotation and job sharing							
Total category 3 - Job rotation and job sharing							
4 - Employment incentives							
4.1	1	[Component] New Deal for 18-24 - Labour cost subsidies	:	:	:	:	2
	2	[Component] New Deal for 25 years old and over - Labour Cost Subsidies	:	:	:	:	3
	11	[Component] New Deal for Lone Parents (NDLP) - In-work support	:	:	:	:	
	29	Jobfinder's Grant	2.96	2.96	-	-	
	34	[Component] Project Work Pilots -	:	:	:	:	5
Total category 4 - Employment incentives							
5 - Integration of the disabled							
5.1	31	Access to Work	29.57	:	:	:	29.57
	32	Job Introduction Scheme (JIS)	1.03	-	1.03	-	-
5.3	12	[Component] New Deal for Disabled People -	:	:	:	:	4
	24	Employment Rehabilitation (Work Preparation)	14.04	-	-	14.04	-
Mixed	33	Supported Employment (including Remploy)	228.55	-	228.55	-	-
Total category 5 - Integration of the disabled							

B.3.15 Expenditure by type of action (Detailed country tables): United Kingdom, 1998

Ecus (millions)


	Category, measure number and name	18.1 Total	18.2 Transfers to individuals	18.3 Transfers to employers	18.4 Transfers to service providers	Not specified	Notes
6 - Direct job creation							
6.2	35 [Component] Employment Zones - intermediate labour markets	:	:	:	:	:	6
Total category 6 - Direct job creation							
7 - Start-up incentives							
7	36 Youth Enterprise Initiative (YEI)	4.44	4.44	-	-	-	
Total category 7 - Start-up incentives		4.44	4.44	-	-	-	
8 - Out-of-work income maintenance and support							
8.1	3 Jobseeker's Allowance (JSA): payments	7,904.69	7,904.69	-	-	-	
Total category 8 - Out-of-work income maintenance and support		7,904.69	7,904.69	-	-	-	
9 - Early retirement							
9		-	-	-	-	-	
Total category 9 - Early retirement							
Mixed measures							
Mixed	1 New Deal for 18-24	310.45	:	:	:	310.45	2
	2 New Deal for 25 years old and over	14.78	:	:	:	14.78	3
	11 New Deal for Lone Parents (NDLP)	29.57	:	:	:	29.57	
	12 New Deal for Disabled People	14.78	:	:	:	14.78	4
	34 Project Work Pilots	14.78	:	:	:	14.78	5
	35 Employment Zones	7.39	:	:	:	7.39	6
Total Mixed measures		391.76	:	:	:	391.76	

Notes

- 1 Mixed measures including category 1 are particularly important for the United Kingdom. At present, expenditure on the different components cannot be disaggregated from the total so that it is not possible to complete totals for categories 1,2,4,5 and 6.
- 2 Started in 1998.
- 3 Started in June 1998.
- 4 Pilot scheme started in September 1998 in six regions, with six further pilots introduced in April 1999.
- 5 Pilots in 3 areas in April 1996 with 29 more from February 1997. All Pilots ended in May 1998.
- 6 Pilot scheme with five prototype zones in operation since February 1998.
- 7 Replaced the *Training for work* scheme in 1997.
- 8 Data on apprenticeship (category 2.4) are not considered comparable between countries so aggregates on training should only be considered excluding this sub-category.


B.3.16 Expenditure by type of action (Detailed country tables): Norway, 1998

Ecus (millions)

 Category, measure number and name	18.1 Total	18.2 Transfers to individuals	18.3 Transfers to employers	18.4 Transfers to service providers	Not specified	Notes
0 - General PES						
0 2 Job placement services	:	:	:	:	:	
3 Vocational guidance	:	:	:	:	:	
Total category 0 - General PES						
1 - Intensive counselling and job-search assistance						
1 4 Job clubs	5.84	5.84	-	-	-	
Total category 1 - Intensive counselling and job-search assistance						
2 - Training						
2.1 7 Labour market training	124.34	34.23	-	90.11	-	
2.2 8 Traineeship/sponsorship scheme	22.50	:	:	:	22.50	
9 In-house training	2.88	-	2.88	-	-	
2.4 10 Apprentices in government agencies	2.25	-	2.25	-	-	
Total category 2 - Training						
Total category 2 - Training (excl. sub-category 2.4)						
151.96	34.23	5.13	90.11	22.50		
149.72	34.23	2.88	90.11	22.50	1	
3 - Job rotation and job sharing						
3.1 12 Temporary substitute places	17.05	-	17.05	-	-	
Total category 3 - Job rotation and job sharing						
4 - Employment incentives						
4.1 5 Mobility promoting grants	2.36	2.36	-	-	-	
6 Wage subsidies to employers	54.36	-	54.36	-	-	
Total category 4 - Employment incentives						
5 - Integration of the disabled						
5.1 13 In-house rehabilitation	7.53	-	7.53	-	-	
18 Integration subsidies	1.57	-	1.57	-	-	
19 Supported employment	8.46	-	8.46	-	-	
23 Firms with a clarifying purpose	8.52	-	8.52	-	-	
5.2 15 Preparatory job training	15.37	-	15.37	-	-	
20 Sheltered workshops	32.28	-	32.28	-	-	
24 Firms with a rehabilitation purpose	55.00	-	55.00	-	-	
5.3 14 Public sector employment for the occupationally disabled	36.46	-	36.46	-	-	
16 Job training groups	3.77	-	3.77	-	-	
21 Practice in ordinary places of work	102.87	102.87	-	-	-	
22 Education in ordinary school	392.14	392.14	-	-	-	
Total category 5 - Integration of the disabled						
663.96	495.01	168.96	-	-		
6 - Direct job creation						
6.2 11 Public Temporary Employment (KAJA)	0.56	-	0.56	-	-	
Total category 6 - Direct job creation						
7 - Start-up incentives						
7 25 Start your own business	4.92	4.92	-	-	-	
Total category 7 - Start-up incentive						
4.92	4.92	-	-	-		
8 - Out-of-work income maintenance and support						
8.1 1 [Component] Unemployment benefits - Unemployment insurance	627.36	627.36	-	-	-	
17 Special rehabilitation measure	11.17	9.00	2.17	-	-	
8.5 1 [Component] Unemployment benefits - Bankruptcy compensation	15.83	15.83	-	-	-	
Total category 8 - Out-of-work income maintenance and support						
654.36	652.19	2.17	-	-		

B.3.16 Expenditure by type of action (Detailed country tables): Norway, 1998

Ecus (millions)

 Category, measure number and name	18.1 Total	18.2 Transfers to individuals	18.3 Transfers to employers	18.4 Transfers to service providers	Not specified	Notes
9 - Early retirement 9						
Total category 9 - Early retirement						


Notes
 1 Data on apprenticeship (category 2.4) are not considered comparable between countries so aggregates on training should only be considered excluding this sub-category.

C PARTICIPANTS

C.1 Stocks by type of action, 1998


C.1.1 Stocks by category

i. Categories 2-7

		<i>Number of participants</i>																
		B	DK	D	EL	E	F	IRL	I	L	NL	A	P	FIN	S	UK	EU-15	NO
2	Training (excl. sub-category 2.4)	41,467	60,877	496,696	67,009	:	:	21,492	:	:	:	:	:	56,401	337,759	:	:	10,842
3	Job rotation and job sharing	66,486	458	-	-	3,643	-	-	-	-	:	18	-	10,981	-	-	:	1,028
4	Employment incentives	130,828	15,590	97,351	18,020	1,051,334	654,519	25,742	:	:	:	:	:	9,133	12,532	:	:	4,303
5	Integration of the disabled	23,459	28,851	147,098	:	76,557	:	2,174	9,172	:	90,000	:	:	10,078	77,851	:	:	31,133
6	Direct job creation	122,952	6,260	384,552	-	:	458,611	39,950	137,213	:	83,850	2,350	:	26,649	11,845	:	:	30
7	Start-up incentives	372	7,270	45,000	7,800	:	18,914	7,431	:	:	-	159	:	2,479	12,514	:	:	339
Total categories 2-7		385,564	119,306	1,170,697	:	:	:	96,789	:	:	:	:	:	115,721	452,501	:	:	47,675
2.4	Special support for apprenticeship	18,142	-	145,185	19,513	-	334,234	2,042	341,085	:	:	:	3,515	10,395	-	:	:	112

Some of these values may be estimated (or include estimated values) or be subject to relevant comments. Refer to the detailed country tables in section C.3.

ii. Categories 8-9


		<i>Number of participants</i>																
		B	DK	D	EL	E	F	IRL	I	L	NL	A	P	FIN	S	UK	EU-15	NO
8	Out-of-work income maintenance and support	566,553	187,752	3,670,372	:	1,130,058	2,337,159	195,824	:	:	785,100	227,744	167,445	346,884	462,049	1,382,300	:	61,984
9	Early retirement	124,292	174,559	8,689	-	:	225,044	13,897	:	:	148,000	15,383	38,395	44,946	18,845	-	:	-
Total categories 8-9		690,845	362,311	3,679,061	:	:	2,562,203	209,721	:	:	933,100	243,127	205,840	391,830	480,894	1,382,300	:	61,984

Some of these values may be estimated (or include estimated values) or be subject to relevant comments. Refer to the detailed country tables in section C.3.

C.1.2 Share of stocks by category


i. Categories 2-7

% total stock in categories 2-7

 eurostat	B	DK	D	EL	E	F	IRL	I	L	NL	A	P	FIN	S	UK	EU-15	NO
2 Training (excl. sub-category 2.4)	10.8	51.0	42.4	:	:	:	22.2	:	:	:	:	:	48.7	74.6	:	:	22.7
3 Job rotation and job sharing	17.2	0.4	-	:	:	:	-	:	:	:	:	:	9.5	-	:	:	2.2
4 Employment incentives	33.9	13.1	8.3	:	:	:	26.6	:	:	:	:	:	7.9	2.8	:	:	9.0
5 Integration of the disabled	6.1	24.2	12.6	:	:	:	2.2	:	:	:	:	:	8.7	17.2	:	:	65.3
6 Direct job creation	31.9	5.2	32.8	:	:	:	41.3	:	:	:	:	:	23.0	2.6	:	:	0.1
7 Start-up incentives	0.1	6.1	3.8	:	:	:	7.7	:	:	:	:	:	2.1	2.8	:	:	0.7
Total categories 2-7	100.0	100.0	100.0	:	:	:	100.0	:	:	:	:	:	100.0	100.0	:	:	100.0
2.4 Special support for apprenticeship	4.7	-	12.4	:	-	:	2.1	:	:	:	:	:	9.0	-	:	:	0.2

ii. Categories 8-9

% total stock in categories 8-9

 eurostat	B	DK	D	EL	E	F	IRL	I	L	NL	A	P	FIN	S	UK	EU-15	NO
8 Out-of-work income maintenance and support	82.0	51.8	99.8	:	:	91.2	93.4	:	:	84.1	93.7	81.3	88.5	96.1	100.0	:	100.0
9 Early retirement	18.0	48.2	0.2	:	:	8.8	6.6	:	:	15.9	6.3	18.7	11.5	3.9	-	:	-
Total categories 8-9	100.0	100.0	100.0	:	:	100.0	100.0	:	:	100.0	100.0	100.0	100.0	100.0	100.0	:	100.0

C.2 Entrants by type of action, 1998

C.2.1 Entrants by category

i. Categories 2-7

eurostat	Number of participants																
	B	DK	D	EL	E	F	IRL	I	L	NL	A	P	FIN	S	UK	EU-15	NO
2 Training (excl. sub-category 2.4)	:	196,560	1,128,037	:	360,366	764,486	:	818,407	:	:	:	55,752	184,037	:	:	:	35,619
3 Job rotation and job sharing	:	960	-	-	3,643	-	-	-	-	:	:	-	19,182	-	-	-	1,296
4 Employment incentives	:	35,281	190,555	:	678,975	478,581	:	:	1,498	:	:	:	36,426	:	:	:	:
5 Integration of the disabled	:	:	128,521	2,687	24,265	:	:	:	699	2,000	25,360	:	:	:	:	:	23,529
6 Direct job creation	:	7,405	638,733	-	83,310	699,833	56,513	:	:	:	6,174	30,306	50,661	20,124	:	:	38
7 Start-up incentives	:	2,546	59,202	:	:	40,464	:	1,384	13	-	361	7,854	5,070	18,080	:	:	829
Total categories 2-7	:	:	2,145,048	:	:	:	:	:	:	:	:	:	:	:	:	:	:
2.4 Special support for apprenticeship	:	-	175,072	:	-	218,767	1,327	375,924	1,253	:	20,705	6,695	10,031	-	245,000	:	53

Some of these values may be estimated (or include estimated values) or be subject to relevant comments. Refer to the detailed country tables in section C.3.

ii. Categories 8-9


eurostat	Number of participants																
	B	DK	D	EL	E	F	IRL	I	L	NL	A	P	FIN	S	UK	EU-15	NO
8 Out-of-work income maintenance and support	:	498,853	:	:	3,933,103	:	:	:	:	:	:	:	810,735	1,335,429	3,155,129	:	95,407
9 Early retirement	:	33,270	9,474	-	76,167	:	:	:	32,000	:	:	12,288	:	-	:	-	-
Total categories 8-9	:	532,123	:	:	:	:	:	:	:	:	:	:	823,023	3,155,129	3,155,129	:	95,407

Some of these values may be estimated (or include estimated values) or be subject to relevant comments. Refer to the detailed country tables in section C.3.

C.2.2 Share of entrants by category

i. Categories 2-7


% total entrants in categories 2-7

 eurostat	B	DK	D	EL	E	F	IRL	I	L	NL	A	P	FIN	S	UK	EU-15	NO
2 Training (excl. sub-category 2.4)	:	:	52.6	:	:	:	:	:	:	:	:	:	:	:	:	:	:
3 Job rotation and job sharing	:	:	-	:	:	:	:	:	:	:	:	:	:	:	:	:	:
4 Employment incentives	:	:	8.9	:	:	:	:	:	:	:	:	:	:	:	:	:	:
5 Integration of the disabled	:	:	6.0	:	:	:	:	:	:	:	:	:	:	:	:	:	:
6 Direct job creation	:	:	29.8	:	:	:	:	:	:	:	:	:	:	:	:	:	:
7 Start-up incentives	:	:	2.8	:	:	:	:	:	:	:	:	:	:	:	:	:	:
Total categories 2-7	:	:	100.0	:	:	:	:	:	:	:	:	:	:	:	:	:	:
2.4 Special support for apprenticeship	:	-	8.2	:	-	:	:	:	:	:	:	:	:	-	:	:	:


57

ii. Categories 8-9

% total entrants in categories 8-9


 eurostat	B	DK	D	EL	E	F	IRL	I	L	NL	A	P	FIN	S	UK	EU-15	NO
8 Out-of-work income maintenance and support	:	93.7	:	:	:	:	:	:	:	:	:	:	98.5	:	100.0	:	100.0
9 Early retirement	:	6.3	:	:	:	:	:	:	:	:	:	:	1.5	:	-	:	-
Total categories 8-9	:	100.0	:	:	:	:	:	:	:	:	:	:	100.0	:	100.0	:	100.0

C.3.1 Stock, entrants and exits by sex and age and by type of action (Detailed country tables): Belgique/België, 1998


 Category; measure number and name		Men and women						Women			Notes
		Total			Under 25s			Total			
		Stock	Entrants	Exits	Stock	Entrants	Exits	Stock	Entrants	Exits	
0 - General PES											
0	1 Public employment services (Fed, RF, RW, RB)	541,047	363,937	544,510	131,280	101,630	144,960	303,648	197,409	290,753	1
	25 Active jobsearch workshop (RW, RB, RF)	:	3,890	:	:	:	:	:	1,991	:	
	0 - General PES	:	367,827	:	:	:	:	:	199,400	:	
1 - Intensive counselling and job-search assistance											
1	2 Support plan for the unemployed (RF, RW, RB)	:	25,950	:	:	:	:	:	:	:	
	12 [Component] Vocational integration (RW, RB) -	27,344	:	:	:	:	:	:	:	:	2
	30 Regional employment missions (RW)	1,180	:	:	550	:	:	621	:	:	
	Total category 1 - Intensive counselling and job-search assistance	:	:	:	:	:	:	:	:	:	
2 - Training											
2.1	3 Encouraging unemployed to return to studying (Fed)	9,571	:	:	2,912	:	:	5,914	:	:	
	6 Vocational training services	20,837*	121,290	:	:	:	:	:	:	:	
	12 [Component] Vocational integration (RW, RB) -	1,757	:	:	:	:	:	:	:	:	2
2.2	7 Support for the creation, extension and restructuring of enterprises (RW, RB)	:	:	:	:	:	:	:	:	:	
	13 Training and integration contract (RW)	4,581	:	:	2,414	:	:	1,183	:	:	
	29 Tutorial (RB)	16	:	:	:	:	:	:	:	:	
2.3	9 Dual training and springboard projects (CFI)	2,105	:	:	:	:	:	:	:	:	
	10 Dual training/employment (RW)	2,600	1,800	:	:	:	:	:	:	:	
2.4	8 Dual training/employment (Fed)	18,132	:	:	:	:	:	5,193	:	:	3
	11 Apprenticeship islands (RF)	10	:	:	:	:	:	:	:	:	
	Total category 2 - Training	59,609*	:	:	:	:	:	:	:	:	4
	Total category 2 - Training (excl. sub-category)	41,467*	:	:	:	:	:	:	:	:	4,5
3 - Job rotation and job sharing											
3.1	32 Promoting reintegration of the unemployed through redistribution of work (RF)	3,268	:	:	:	:	:	2,531	:	:	
Mixed	15 Career break (Fed, RF)	63,218	:	:	:	:	:	54,220	:	:	
	Total category 3 - Job rotation and job sharing	66,486	:	:	:	:	:	56,751	:	:	

C.3.1 Stock, entrants and exits by sex and age and by type of action (Detailed country tables): Belgique/België, 1998

Number of participants

 Category; measure number and name	Men and women						Women			Notes		
	Total			Under 25s			Total					
	Stock	Entrants	Exits	Stock	Entrants	Exits	Stock	Entrants	Exits			
4 - Employment incentives												
4	39	Part-time workers receiving income guarantee allowance	14,717	:	:	1,204	:	:	11,111	:	:	
4.1	16	Recruitment subsidy (RB)	259	:	:	:	:	:	:	:	:	
	17	Recruitment of unemployed persons by SMEs (RW, RB)	372	:	:	:	:	:	108	:	:	
	22	Plan +1, +2, +3 (Fed)	22,484	:	:	:	:	:	9,225	:	:	3
	23	Recruitment benefits (Fed)	32,543	:	:	:	:	:	14,285	:	:	3
	24	Employment agreements (Fed)	58,600	:	:	:	:	:	17,300	:	:	3
	26	Relocation allowances for the unemployed (RB)	-	-	-	-	-	-	-	-	-	
	28	Transition-to-work subsidy (RB)	70	:	:	:	:	:	:	:	:	
	35	Traineeships for young people (Fed)	1,783	:	:	:	:	:	664	:	:	3
Total category 4 - Employment incentives			130,828	:	:	:	:	:	:	:	:	
5 - Integration of the disabled												
5	36	Work and rehabilitation for disabled persons (RF, RW, RB)	23,459	:	:	:	:	:	:	:	:	
Total category 5 - Integration of the disabled			23,459	:	:	:	:	:	:	:	:	
6 - Direct job creation												
6.1	14	Third working circuit (RF, RW, RB)	19,873	:	:	:	:	:	:	:	:	
	18	Subsidised contractors (RF, RW, RB)	63,764	:	:	:	:	:	:	:	:	
	19	Promoting employment in the non-market sector - FBI (Fed, RF, RW, RB)	4,741	:	:	:	:	:	:	:	:	
6.2	21	Local employment agencies (Fed)	32,283	:	:	1,221	:	:	26,858	:	:	
	27	Transition-to-work scheme (RF)	2,291	:	:	:	:	:	:	:	:	
Total category 6 - Direct job creation			122,952	:	:	:	:	:	:	:	:	
7 - Start-up incentives												
7	34	Loans for unemployed persons (Fed)	372	:	:	:	:	:	:	:	:	6
Total category 7 - Start-up incentives				:	:	:	:	:	:	:	:	
8 - Out-of-work income maintenance and support												
8.1	37	[Component] Unemployment benefit (Fed) - Full UB	525,158	:	:	63,981	:	:	287,829	:	:	
8.2	37	[Component] Unemployment benefit (Fed) - Partial UB	41,395	:	:	3,948	:	:	8,387	:	:	
8.5	37	[Component] Unemployment benefit (Fed) - Bankruptcy compensation	n.r	5,239	:	:	:	:	:	:	:	
Total category 8 - Out-of-work income maintenance and support					:	:	:	:	:	:	:	


C.3.1 Stock, entrants and exits by sex and age and by type of action (Detailed country tables): Belgique/België, 1998

 Category; measure number and name		Men and women						Women			Notes
		Total			Under 25s			Total			
		Stock	Entrants	Exits	Stock	Entrants	Exits	Stock	Entrants	Exits	
9 - Early retirement											
9.1	38 Early retirement by collective agreement (Fed)	124,292	:	:	-	-	-	14,106	:	:	7
Total category 9 - Early retirement		124,292						14,106			

Notes


- 1 Data refer to unemployed jobseekers.
- 2 B-12 Vocational integration is a mixed measure (categories 1 and 2). All participants benefit from guidance/counselling and some of them also receive training. The stock figure in category 1 therefore refers to all participants in the measure and the figure in category 2 is a subset of the same population. The two figures should not be added together.
- 3 Stock: average of quarterly data.
- 4 Total stock for training (category 2) is underestimated because of the missing value for measure B-7 Support for the creation, extension and restructuring of enterprises (RW, RB). Although participant numbers are not known, the measure accounts for only just over 1% of expenditure on the category.
- 5 Data on apprenticeship (category 2.4) are not considered comparable between countries so aggregates on training should only be considered excluding this sub-category.
- 6 Stock at year-end.
- 7 Observation relates to persons taking early retirement. Although theoretically employers are required to replace these workers with an unemployed person, in practice the rate of replacement is around 35%.

C.3.2 Stock, entrants and exits by sex and age and by type of action (Detailed country tables): Danmark, 1998

 Category; measure number and name	Men and women						Women			Notes
	Total			Under 25s			Total			
	Stock	Entrants	Exits	Stock	Entrants	Exits	Stock	Entrants	Exits	
0 - General PES										
0 5 Public Employment Service	302,195	:	:	:	:	:	:	:	:	
Total category 0 - General PES	302,195	:	:	:	:	:	:	:	:	
1 - Intensive counselling and job-search assistance										
1 17 Educational and vocational guidance	191	1,167	986	144	626	524	102	583	489	
Total category 1 - Intensive counselling and job-search assistance	986			144	626	524	102	583	489	
2 - Training										
2.1 8 Education and training	26,411	77,968	71,626	3,757	11,684	11,934	17,420	48,433	44,176	
16 Educational leave from unemployment	12,721	35,988	36,015	3	15	17	9,525	26,234	26,092	
19 Adult- and supplementary training	145	309	298	8	18	42	98	192	191	
2.2 7 Individual job training	16,209	48,951	47,757	5,207	19,937	19,999	7,831	22,068	21,755	
2.3 9 Specially arranged activation	5,034	32,619	31,638	1,261	9,451	9,328	2,376	12,911	12,386	
10 Voluntary not paid activities	356	725	747	91	229	257	190	343	366	
Total category 2 - Training	60,877	196,560	188,081	10,328	41,334	41,577	37,439	110,181	104,966	
Total category 2 - Training (excl. sub-category 2.4)	60,877	196,560	188,081	10,328	41,334	41,577	37,439	110,181	104,966	1
3 - Job rotation and job sharing										
3.1 14 Sabbatical leave	458	960	892	-	-	-	303	650	585	
Total category 3 - Job rotation and job sharing	458	960	892	-	-	-	303	650	585	
4 - Employment incentives										
4.1 6 Job training	15,590	35,281	33,329	1,567	4,588	4,494	8,705	19,710	18,217	
Total category 4 - Employment incentives	15,590	35,281	33,329	1,567	4,588	4,494	8,705	19,710	18,217	
5 - Integration of the disabled										
5.3 20 Rehabilitation	25,616	:	:	:	:	:	:	:	:	
28 Pre - rehabilitation	3,235	:	:	:	:	:	:	:	:	2
Total category 5 - Integration of the disabled	28,851	:	:	:	:	:	:	:	:	
6 - Direct job creation										
6.2 11 Pool jobs	6,260	7,405	8,084	25	78	40	3,825	4,853	5,118	
Total category 6 - Direct job creation	6,260	7,405	8,084	25	78	40	3,825	4,853	5,118	
7 - Start-up incentives										
7 12 Enterprise allowance (insured unemployed)	6,240	1,973	5,301	38	13	30	2,576	933	2,065	
13 Selfemployed with enterprise allowance (social benefit)	1,030	573	1,146	15	8	20	276	183	325	
Total category 7 - Start-up incentives	7,270	2,546	6,447	53	21	50	2,853	1,116	2,390	

C.3.2 Stock, entrants and exits by sex and age and by type of action (Detailed country tables): Danmark, 1998


Number of participants

 Category; measure number and name	Men and women						Women			Notes
	Total			Under 25s			Total			
	Stock	Entrants	Exits	Stock	Entrants	Exits	Stock	Entrants	Exits	
8 - Out-of-work income maintenance and support										
8.1 2 Social assistance (unemployment)	24,259	88,779	86,961	6,496	38,867	36,677	11,061	40,166	39,389	
8.5 25 Wage Earners Guarantee Fund	n.r.	11,401	:	n.r.	:	:	n.r.	:	:	3
Mixed 1 Unemployment Insurance	163,493	398,673	427,497	10,986	42,773	41,219	95,924	210,187	227,975	
Total category 8 - Out-of-work income maintenance and support	187,752	498,853	:	17,482	:	:	106,985	:	:	
9 - Early retirement										
9.2 3 Transitional allowance	35,779	631	6,077	-	-	-	24,434	365	4,003	
23 Early retirement pay, from employment	78,335	15,839	15,042	-	-	-	36,358	7,156	6,612	
24 Early retirement pay, from unemployment	60,444	16,800	8,117	-	-	-	33,558	9,764	4,386	
Total category 9 - Early retirement	174,559	33,270	29,236	-	-	-	94,351	17,285	15,001	

Notes


- 1 Data on apprenticeship (category 2.4) are not considered comparable between countries so aggregates on training should only be considered excluding this sub-category. Here category 2.4 is not reported so the total for training is not affected.
- 2 The legislation changed in the middle of 1998 so that data for 1998 should not be compared with later years.
- 3 Only partial coverage because of changes in the legislation during the year.

C.3.3 Stock, entrants and exits by sex and age and by type of action (Detailed country tables): Deutschland, 1998

 Category; measure number and name		Men and women						Women			Notes
		Total			Under 25s			Total			
		Stock	Entrants	Exits	Stock	Entrants	Exits	Stock	Entrants	Exits	
0 - General PES											
0	5 Job placement	:	:	3,674,246	:	:	:	:	:	1,327,798	1
Total category 0 - General PES		3,674,246						1,327,798			
1 - Intensive counselling and job-search assistance											
1	27 Independent measures	27,000*	145,584	:	:	40,771	:	12,000*	66,388	:	
	28 Involvement of third parties in the placement of unemployment-assistance recipients	:	1,613	1,613	:	:	:	:	:	:	2
	33 Apprenticeship placement	35,675	796,566	760,891	34,772	776,955	742,183	18,969	397,586	378,617	3
	35 Counselling and placement assistance	n.r.	335,733	335,733	n.r.	154,700	154,700	n.r.	180,967	180,967	
Total category 1 - Intensive counselling and job-search assistance		:	1,279,496	:	:	:	:	:	:	:	
2 - Training											
2.1	6 Measures to improve prospects of integration - training measures	20,367	267,943	:	3,129	:	:	9,607	123,796	:	4
	11 Support for vocational preparation training measures for young people	77,784	128,145	122,833	72,978	122,853	116,172	32,164	53,379	50,604	
	12 Support for further vocational training	344,713	607,970	485,494	32,200	67,246	:	181,540	297,614	234,159	
	20 Subsidies towards measures included in social plans	:	2,064	:	:	:	:	:	:	:	5
	26 Language tuition for new resettlers, persons having right of asylum and quota refugees	27,632	43,380	42,854	4,836	7,418	7,328	13,741	21,643	21,129	6
	31 ESF Federal programme	26,200*	78,535	:	:	3,371	:	14,400*	43,094	:	
2.4	19 Support for vocational training for those with learning difficulties/social disadvantage	108,608	113,668	106,325	106,424	112,017	103,794	34,318	36,182	33,809	
	34 Vocational training allowance	36,577	61,404*	:	36,577	61,404*	:	21,996	36,926*	:	
Total category 2 - Training		641,881*	1,303,109*	:	:	:	:	307,766*	612,634*	:	7
Total category 2 - Training (excl. sub-category 2.4)		496,696*	1,128,037*	:	:	:	:	251,452*	539,526*	:	8
3 - Job rotation and job sharing											
3		-	-	-	-	-	-	-	-	-	
Total category 3 - Job rotation and job sharing											
4 - Employment incentives											
4.1	7 Mobility allowances	n.r.	38,103	38,103	n.r.	8,893	8,893	n.r.	12,233	12,233	
	8 Employee allowance	1,120*	8,965	:	:	:	:	505*	4,042	:	
	16 Recruitment subsidy for new businesses	6,276	8,067	:	1,006	1,402	:	2,080	2,686	:	9
	17 Integration contract	824	2,001	:	68	186	:	225	605	:	9
	18 Integration subsidies	45,028	70,449	:	3,622	7,661	:	17,080	25,652	:	9
	25 Employment assistance scheme for long-term unemployed	44,103	62,970	:	2,554*	3,647	:	17,304	24,706	:	
Total category 4 - Employment incentives		97,351*	190,555	:	:	:	:	37,194*	69,924	:	

C.3.3 Stock, entrants and exits by sex and age and by type of action (Detailed country tables): Deutschland, 1998


Number of participants

 Category; measure number and name	Men and women						Women			Notes	
	Total			Under 25s			Total				
	Stock	Entrants	Exits	Stock	Entrants	Exits	Stock	Entrants	Exits		
5 - Integration of the disabled											
5.1 23 Special incentives for the recruitment and employment of the severely disabled	17,261	9,729	9,101	2,440*	1,379	1,282	5,559*	3,118	2,946		
5.3 13 Vocational rehabilitation	129,837	118,792	116,341	90,838	64,955	61,692	46,880	41,620	40,602	10	
Total category 5 - Integration of the disabled	147,098	128,521	125,442	93,278*	66,334	62,974	52,439*	44,738	43,548		
6 - Direct job creation											
6.2 21 Support for job-creation measures (ABMs)	210,376	366,555	:	20,594	:	:	113,922	187,281	:		
22 Support for structural adjustment measures	174,176	272,178	:	:	:	:	86,303	122,837	:		
Total category 6 - Direct job creation	384,552	638,733	:	:	:	:	200,225	310,118	:		
7 - Start-up incentives											
7 9 Bridging allowance	45,000*	59,202	:	2,589*	3,406	:	11,900*	15,652	:	9	
Total category 7 - Start-up incentive	45,000*	59,202	:	2,589*	3,406	:	11,900*	15,652	:		
8 - Out-of-work income maintenance and support											
8.1 1 Unemployment benefit	1,976,828	3,924,107	:	207,680	412,256*	:	852,495	1,561,244	:		
3 Unemployment assistance	1,503,374	1,751,184	:	103,323	120,354*	:	638,251	688,794	:		
29 Integration assistance for new resettlers, persons having right of asylum and quota refugees	22,291	83,863	:	4,336*	16,310	:	10,963*	41,349	:		
8.2 14 Short-time working allowance	115,205	:	:	:	:	:	24,962	:	:		
15 Promotion of year-round employment in construction	10,740*	306,915	:	:	:	:	:	:	:	11	
8.3 2 Part-time unemployment benefit	104	291	:	5	14*	:	75	208	:		
8.5 4 Bankruptcy compensation payment	41,830*	250,984	:	:	:	:	:	:	:		
Total category 8 - Out-of-work income maintenance and support	3,670,372*		:			:			:		
9 - Early retirement											
9.1 24 Support of part-time employment for older employees	8,689	9,474	:	-	-	-	2,408	:	:		
Total category 9 - Early retirement	8,689	9,474	:	-	-	-	2,408	:	:		


Notes

- 1 Exits: total job placements during the year, regardless of the duration of the employment.
- 2 Entrants and exits: Number of successful job placements (sum of quarterly data).
- 3 Reporting period 01/10/1997 - 30/09/1998. Stock data refer to the year end (30/09/1998).
- 4 Stock in December 1998 (first collection of statistics). Entrants inferred from a separate technical report.
- 5 Data from January 1999 (first collection of statistics).
- 6 Data on entrants and exits refer to the period May- December 1998. Earlier data not available because of changes in the data collection methodology.
- 7 Total stock (also stock & entrants for women) for category 2 (training) is underestimated because of the missing value for measure D-20, which contributes <0.2% of entrants in the category.
- 8 Data on apprenticeship (category 2.4) are not considered comparable between countries so aggregates on training should only be considered excluding this sub-category.
- 9 Data refer to the period April- December 1998.
- 10 Stock at year end.
- 11 Entrants: number of persons granted requests for bad weather allowance only (i.e. excluding grants for additional winter allowance and winter cost- increase allowance).

C.3.4 Stock, entrants and exits by sex and age and by type of action (Detailed country tables): Ellada, 1998

 Category; measure number and name		Men and women						Number of participants			Notes
		Total			Under 25s			Women			
		Stock	Entrants	Exits	Stock	Entrants	Exits	Stock	Entrants	Exits	
0 - General PES											
0	31 Counselling - Vocational guidance	:	:	:	:	:	:	:	:	:	
	32 Placement by the public employment services (OAED employment agencies)	:	:	:	:	:	:	:	:	:	
Total category 0 - General PES											
1 - Intensive counselling and job-search assistance											
1	39 Integrated Intervention Program	1,000	:	:	:	:	:	:	:	:	
	40 Program "The Young in Active Life"	19,000	:	:	:	:	10,500	:	:	:	1
	43 Program "Back to work"	5,800	:	:	:	:	3,010	:	:	:	1
Total category 1 - Intensive counselling and job-search assistance		25,800									
2 - Training											
2	38 ADAPT	2,650	:	:	:	:	530	:	:	:	
	41 Specific Programmes for the promotion of the accession of women in the labour market	3,566	:	:	:	:	3,566	:	:	:	
2.1	8 Continuous Vocational Training Programs (OAED)	7,500	:	:	:	:	5,500	:	:	:	
	33 Continuous vocational training programs (Ministry of Labour - centres of vocational training)	16,108	:	:	:	:	11,275	:	:	:	2
	34 Continuous vocational training programs (Ministry of Labour, Regions, Centres of vocational training)	26,630	:	:	:	:	15,980	:	:	:	2
	36 "Kapodistrias" training program	2,400	:	:	:	:	1,440	:	:	:	
	37 Marine training (Ministry of Merchant Marine)	5,477	:	:	:	:	27	:	:	:	
2.3	35 Linking training to employment	2,678	:	:	:	:	1,747	:	:	:	
2.4	6 Programs of alternating education (Apprenticeship)	19,513	:	:	:	:	4,894	:	:	:	
Total category 2 - Training		86,522					44,959				
Total category 2 - Training (excl. sub-category 2.4)		67,009					40,065				3
3 - Job rotation and job sharing											
3											
Total category 3 - Job rotation and job sharing											
4 - Employment incentives											
4	45 [Component] Subsidy for the employment of persons from Special Social Group (New Jobs, and Young Prof/ls) -	1,020	:	:	:	:	:	:	:	:	4
4.1	9 Subsidies to Private Sector Employers for the Creation of New Jobs	17,000	:	:	:	:	10,000	:	:	:	
Total category 4 - Employment incentives		18,020									

C.3.4 Stock, entrants and exits by sex and age and by type of action (Detailed country tables): Ellada, 1998


 Category; measure number and name		Men and women						Women			Notes
		Total			Under 25s			Total			
		Stock	Entrants	Exits	Stock	Entrants	Exits	Stock	Entrants	Exits	
5 - Integration of the disabled											
5	45 [Component] Subsidy for the employment of persons from Special Social Group (New Jobs, and Young Prof/ls) -	:	:	:	:	:	:	:	:	:	4
5.3	1 Training Programs for People with Special Needs in three Vocational Training Centres of OAED	:	260	:	:	:	:	:	240	:	
	42 Combating exclusion from the labour market for the disabled- individuals with reduced mobility etc	:	1,496	1,496	:	:	:	:	630	630	
	44 Combating exclusion from the labour market for people with	:	931	931	:	:	:	:	306	306	
Total category 5 - Integration of the disabled		:	2,687*	:	:	:	:	:	:	:	5
6 - Direct job creation											
6											
Total category 6 - Direct job creation											
7 - Start-up incentives											
7	10 Promotion of self-employment for new entrepreneurs	7,800	:	:	:	:	:	3,510	:	:	
	45 [Component] Subsidy for the employment of persons from Special Social Group (New Jobs, and Young Prof/ls) -	:	:	:	:	:	:	:	:	:	4
Total category 7 - Start-up incentives		7,800*									5
8 - Out-of-work income maintenance and support											
8.1	22 Unemployment benefit	250,439	:	:	:	:	:	:	:	:	
	23 Special unemployment assistance for those exceeding the unemployment benefit period	:	:	:	:	:	:	:	:	:	
	24 Special assistance provided after the completion of three months as a registered unemployed	:	:	:	:	:	:	:	:	:	
	27 National System of Protection from Unemployment - ESPA (Benefit for young unemployed)	:	:	:	:	:	:	:	:	:	
	28 Special assistance for ex offenders	:	:	:	:	:	:	:	:	:	
	29 Special assistance for former political refugees and repatriated	:	:	:	:	:	:	:	:	:	
Total category 8 - Out-of-work income maintenance and support											
9 - Early retirement											
9											
Total category 9 - Early retirement											

Notes


- 1 Participants in the programs "New Jobs" and "New Entrepreneurs".
- 2 Includes 1999.
- 3 Data on apprenticeship (category 2.4) are not considered comparable between countries so aggregates on training should only be considered excluding this sub-category.
- 4 Mixed measure embracing categories 4,5 and 7. The focus of the measure is on employment incentives so, in the absence of a known breakdown, all participants are allocated to category 4.
- 5 Totals for categories 5 and 7 are underestimated because they exclude participants for components of GR-45 Subsidy for the employment of persons from Special Social Group (New Jobs, and Young Prof/ls) - see note 4

C.3.5 Stock, entrants and exits by sex and age and by type of action (Detailed country tables): España, 1998

Number of participants

 Category; measure number and name	Men and women						Women			Notes
	Total			Under 25s			Total			
	Stock	Entrants	Exits	Stock	Entrants	Exits	Stock	Entrants	Exits	
0 - General PES										
0										
Total category 0 - General PES	:	:	:	:	:	:	:	:	:	:
1 - Intensive counselling and job-search assistance										
1 28 Managing placement, vocational guidance and retraining	:	803,621	:	:	392,168	:	:	522,353	:	:
Total category 1 - Intensive counselling and job-search assistance	:	803,621	:	:	392,168	:	:	522,353	:	:
2 - Training										
2.1 8 National Plan for Vocational Training and Integration (Plan FIP)	18,818	300,366	289,950	8,560	136,460	132,286	11,037	170,882	163,123	
2.3 9 Scheme for workshop schools and youth training centres	:	60,000	15,536	:	:	:	:	20,617	5,420	
Total category 2 - Training	:	360,366	305,486	:	:	:	:	191,499	168,543	
Total category 2 - Training (excl. sub-category 2.4)	:	360,366	305,486	:	:	:	:	191,499	168,543	1
3 - Job rotation and job sharing										
3.1 17 Temporary work to replace maternity leavers, adoption, etc.	3,643	3,643	:	1,248	1,248	:	3,170	3,170	:	:
Total category 3 - Job rotation and job sharing	3,643	3,643	:	1,248	1,248	:	3,170	3,170	:	:
4 - Employment incentives										
4.1 11 Open ended employment contracts for unemployed	338,390	247,890	:	160,192	118,203	:	128,714	94,217	:	:
12 Open ended employment contracts for unemployed aged over 45.	113,213	77,405	:	-	-	-	25,069	17,126	:	:
15 Transforming fixed term contracts into permanent contracts.	599,731	313,680	:	150,881	76,134	:	203,586	109,708	:	:
29 Support for domestic migration	n.r	40,000	:	n.r	:	:	n.r	:	:	:
Total category 4 - Employment incentives	1,051,334	678,975	:	311,073	:	:	357,369	:	:	:
5 - Integration of the disabled										
5.1 13 Open ended employment contracts for disabled	47,473	6,546	:	6,959	922	:	10,444	1,449	:	:
16 Temporary contracts for disabled	6,600	3,281	:	1,279	690	:	1,518	689	:	:
25 Integration of the disabled through self-employment	n.r	206	:	n.r	8	:	n.r	43	:	:
5.2 3 Financial support for special employment centres.	21,284	13,380	:	4,208	3,078	:	8,379	4,940	:	:
5.3 14 Training contracts for disabled.	1,200	852	:	682	484	:	300	213	:	:
Total category 5 - Integration of the disabled	76,557	24,265	:	13,128	5,182	:	20,641	7,334	:	:
6 - Direct job creation										
6.2 18 INEM-Public Administration accords	:	83,310	:	:	12,385	:	:	30,827	:	:
19 Promotion of agricultural employment in Andalucía, Extremadura and under-developed rural areas	:	189,926	:	:	26,277	:	:	79,993	:	:
Total category 6 - Direct job creation	:	83,310	:	:	12,385	:	:	30,827	:	:

C.3.5 Stock, entrants and exits by sex and age and by type of action (Detailed country tables): España, 1998


 Category; measure number and name	Men and women						Women			Notes
	Total			Under 25s			Total			
	Stock	Entrants	Exits	Stock	Entrants	Exits	Stock	Entrants	Exits	
7 - Start-up incentives										
7 20 Capitalisation of unemployment benefits	:	8,930	8,930	:	673	673	:	1,676	1,676	
21 Promotion of self-employment	:	11,252	:	:	3,447	-	:	5,068	:	
22 Financial aid for the integration of returning emigrants	n.r	77	77	n.r	:	:	n.r	23	23	
23 Promotion of employment in co-operatives	:	:	7,164	:	:	5,335	:	:	3,705	
24 Promotion of local employment initiatives.	294	2,520	:	21	328	:	181	1,310	:	
Total category 7 - Start-up incentive										
8 - Out-of-work income maintenance and support										
8.1 5 Contributory unemployment benefit	460,220	2,446,568	1,601,639	44,120	331,990	218,849	189,254	949,081	640,731	
6 Unemployment assistance	466,168	848,256	899,490	28,526	96,857	99,957	195,068	388,556	399,082	
7 Assistance for unemployed casual agricultural workers	201,596	437,729	351,063	20,183	38,846	40,916	108,361	237,008	188,156	
8.2 4 Partial unemployment benefits (contributory)	2,074	70,849	71,728	45	1,225	1,232	445	7,939	8,066	
8.5 30 Bankruptcy compensation	n.r	129,701	129,701	n.r	:	:	n.r	:	:	
Total category 8 - Out-of-work income maintenance and support	1,130,058	3,933,103	3,053,621	92,874			493,128			
9 - Early retirement										
9.1 26 Early retirement with substitution by another worker	:	2,900	:	-	-	-	:	700	:	
27 Replacement contracts	:	250	:	-	-	-	:	65	:	
9.2 1 Employment Promotion Funds (Early retirement)	6,594	:	2,325	-	-	-	:	:	:	
2 Early retirement allowance	:	2,239	:	-	-	-	:	60	:	
Total category 9 - Early retirement										

Notes


1 Data on apprenticeship (category 2.4) are not considered comparable between countries so aggregates on training should only be considered excluding this sub-category. Here category 2.4 is not reported so the total for training is not affected.

C.3.6 Stock, entrants and exits by sex and age and by type of action (Detailed country tables): France, 1998


Number of participants

 Category; measure number and name	Men and women						Women			Notes
	Total			Under 25s			Total			
	Stock	Entrants	Exits	Stock	Entrants	Exits	Stock	Entrants	Exits	
0 - General PES										
0 42 National employment agency (ANPE)	:	:	:	:	:	:	:	:	:	:
43 Managerial employment agency (APEC)	:	99,757	:	:	16,960	:	:	:	:	:
44 Local centres, permanent reception, information and advisory services (PAIO)	1,265,900	413,300	549,200	1,183,800	405,500	464,800	666,300	224,300	281,800	1
Total category 0 - General PES	:	:	:	:	:	:	:	:	:	:
1 - Intensive counselling and job-search assistance										
1 19 [Component] Retraining agreements - bilans professionnels	48,228	99,388	109,881	1,207	2,895	2,761	22,976	47,075	50,681	2,3
33 Retraining leave	1,814*	1,539*	:	:	:	:	:	:	:	:
37 Intermediary associations	47,750	215,680	:	13,342*	60,265	:	25,165*	113,665	:	4
45 Retraining units	:	:	11,715	:	:	339	:	:	5,190	:
53 Personalised services of ANPE	:	70,500*	:	:	:	:	:	:	:	:
54 Jobseekers workshops (ANPE)	:	216,000*	:	:	:	:	:	:	:	:
56 Support services of ANPE	:	102,900*	:	:	:	:	:	:	:	:
55 Appraisal services of ANPE	:	91,000*	:	:	:	:	:	:	:	:
57 Guidance and monitoring services of AFPA	34,102	399,194	:	11,147*	130,481	:	10,081*	118,012	:	4
58 Pathway to jobs (TRACE)	:	3,285	17	:	3,118	:	:	1,538	:	5
Total category 1 - Intensive counselling and job-search assistance	:	:	:	:	:	:	:	:	:	:
2 - Training										
2 17 Retraining allowance - unemployment insurance system (AFR)	84,408	189,824	:	20,174*	45,368	:	41,842*	94,099	:	4,6
18 Retraining allowance - public system	:	:	:	:	:	:	:	:	:	6
19 [Component] Retraining agreements - allocation de conversion	48,228	99,388	109,881	1,207	2,895	2,761	22,976	47,075	50,681	2
2.1 10 Courses offered by the Association for Adult Vocational Training (AFPA)	27,806	78,482	76,142	8,755	24,558	24,095	6,638	22,213	21,340	7
11 Courses for specific groups (IRILL)	3,330*	19,399*	:	:	:	:	:	:	:	8
13 Adult training courses organised by the regions	:	139,784*	:	:	-	:	:	68,113*	:	1
15 Individual training-for-employment and integration courses (SIFE)	3,897*	34,361	31,274*	:	1,402	:	:	18,967	:	9
16 Group training-for-employment and integration courses (SIFE)	45,929*	149,755	144,963*	1,226*	3,997	:	26,501*	86,409	:	9
2.2 14 Courses for admission to enterprises	6,908*	34,644	35,576*	:	11,779	:	:	13,858	:	9
20 FNE agreement on training and adaptation	:	7,590*	:	:	:	:	:	:	:	:
2.3 9 Courses for young job-seekers (State + regions)	:	194,029*	:	:	194,029*	:	:	95,144*	:	1
12 Courses for unemployed managerial staff	2,045*	7,054	6,734*	11*	36	:	667*	2,427	:	9
2.4 22 Exemptions and subsidies for recruitment of apprentices	334,234*	218,767	189,927*	:	216,486	:	:	63,442	:	:
Total category 2 - Training	:	983,253*	:	:	:	:	:	:	:	10
Total category 2 - Training (excl. sub-category 2.4)	:	764,486*	:	:	:	:	:	:	:	11

C.3.6 Stock, entrants and exits by sex and age and by type of action (Detailed country tables): France, 1998

 Category; measure number and name		Men and women						Women			Notes
		Total			Under 25s			Total			
		Stock	Entrants	Exits	Stock	Entrants	Exits	Stock	Entrants	Exits	
3 - Job rotation and job sharing											
3											
Total category 3 - Job rotation and job sharing											
4 - Employment incentives											
4.1	24 Qualification contracts (Training-cum-work)	132,486*	116,787	98,765*	:	105,320	:	:	54,423	:	
	25 Orientation contracts (Training-cum-work)	2,272*	5,599	4,042*	:	5,550	:	:	1,948	:	9
	26 Employment-initiative contract (CIE)	335,514*	195,336	242,157*	:	32,816	:	:	77,353	:	
	27 Exemption from social charges for recruitment of a first employee	123,000*	87,741	75,000*	24,001*	17,121	:	40,250*	28,712	:	4
	28 Exemption from social charges for recruitment of the 1st to 50th employee in ZRR and ZRU areas	15,000*	16,908	13,000*	5,125*	5,762	:	3,860*	4,390	:	4
	29 Cooperation agreement (UNEDIC)	25,000*	32,644	16,280*	:	2,558	:	:	12,078	:	
	32 Degressive temporary allowance	5,484*	2,935	3,305*	:	50	:	:	854	:	
	36 Economic integration enterprises	7,000*	17,150	:	:	5,925	:	:	4,970	:	12
4.2	35 Supported transition to part time work	8,763*	3,481*	8,880*	:	56*	:	:	2,375*	:	
Total category 4 - Employment incentive		654,519*	478,581			175,158*			187,103		
5 - Integration of the disabled											
5.1	49 Aid granted by the Association for the vocational integration of the disabled (AGEFIPH)	:	99,501*	:	:	:	:	:	:	:	
5.2	47 Income guarantee for disabled workers (CAT)	85,450*	:	:	:	:	:	:	:	:	
	48 Sheltered workshops for the disabled	13,600*	:	:	:	:	:	:	:	:	
Total category 5 - Integration of the disabled											
6 - Direct job creation											
6.2	39 Community work contract (CES)	281,140	479,045	504,937	56,330*	95,984	109,691	174,419*	297,200	312,000	4
	40 Funded-employment contract (CEC)	101,972	105,124	96,253	5,226*	5,387	6,423	63,070*	65,019	59,188	4
	41 Town employment contract	10,761	7,544	14,297	5,880	4,121	10,485	5,120	3,590	6,409	13
	46 Jobs for young people	64,738	108,120	:	40,975*	68,433	:	36,577*	61,088	:	4
Total category 6 - Direct job creation		458,611	699,833		108,411*	173,925		279,186*	426,897		
7 - Start-up incentives											
7	38 Aid for the unemployed setting-up or rescuing a company	18,914*	40,464	32,512*	:	2,185	:	:	11,573	:	14
	38bis Consultancy cheque-book for business creation	n.r	39,375*	:	n.r	2,532*	:	n.r	11,987*	:	14
Total category 7 - Start-up incentives		18,914*	40,464*			2,185*			11,573*		14

C.3.6 Stock, entrants and exits by sex and age and by type of action (Detailed country tables): France, 1998


 Category; measure number and name		Men and women						Women			Notes
		Total			Under 25s			Total			
		Stock	Entrants	Exits	Stock	Entrants	Exits	Stock	Entrants	Exits	
8 - Out-of-work income maintenance and support											
8.1	1 Single degressive allowance (Unemployment insurance system)	1,838,424	1,697,425	1,773,834	270,285	429,586	371,983	902,432	788,943	815,609	3
	2 Integration allowance (Solidarity system)	18,675	28,706	24,688	6,592	10,825	8,453	4,406	7,092	5,718	3
	3 Specific solidarity allowance (Solidarity system)	470,737	125,012	141,596	384	571	332	224,013	55,672	63,254	3
8.2	4 Partial unemployment	9,324*	:	:	:	:	:	:	:	:	15
Total category 8 - Out-of-work income maintenance and support		2,337,159*									
9 - Early retirement											
9.1	8 Job-substitution allowance	71,372	42,334	30,879	-	-	-	26,192	15,171	7,756	3
	34 Phased early retirement	54,897	16,046	18,946	-	-	-	17,456	4,648	5,574	
9.2	6 FNE special redundancy allowance	98,776	17,787	35,356	-	-	-	25,340	3,506	9,139	3
Total category 9 - Early retirement		225,044	76,167	85,181	-	-	-	68,987	23,325	22,469	

Notes


- 1 Provisional data.
- 2 F-19 is a mixed measure. The participants reported in category 1 are the same as those included in category 2 and should not be added together.
- 3 Stock data are average of year- end 1997 and 1998.
- 4 Breakdown of stock by sex and age estimated by applying the structure of entrants to total stock.
- 5 Measure started in 4th quarter of 1998 so the number of exits is low.
- 6 Measure provides training allowances for participants in other training measures (F-9 to F-16 for F-17 and F-11 to F-16 for F-18). In order to avoid double counting the participants should not be added with those measures.
- 7 Stock at end- year. Monthly stock not available because of seasonality of courses.
- 8 Entrants refers to total number of participants during the year (i.e. new starts plus persons already in the measure at the start of the year).
- 9 Entrants refer to the whole of France. Stock and exits are estimates excluding the overseas departments.
- 10 Total participants for training (category 2) excludes measures F-17 & F-18 which provide allowances for participants in other measures (see note 6) and which would otherwise be counted twice.
- 11 Data on apprenticeship (category 2.4) are not considered comparable between countries so aggregates on training should only be considered excluding this sub-category.
- 12 Data for under 25s includes persons aged 25.
- 13 New entrants to this measure have finished. Only renewal of contracts is possible.
- 14 The participants in measures F-38 and F-38bis are the same people and the numbers should not be added together.
- 15 Stock estimated from number of daily allowances paid and days payable per year (226).

C.3.7 Stock, entrants and exits by sex and age and by type of action (Detailed country tables): Ireland, 1998

Number of participants

 Category; measure number and name	Men and women						Women			Notes
	Total			Under 25s			Total			
	Stock	Entrants	Exits	Stock	Entrants	Exits	Stock	Entrants	Exits	
0 - General PES										
0 9 Job facilitation service	:	:	:	:	:	:	:	:	:	
22 Counselling/guidance	:	:	:	:	:	:	:	:	:	
Total category 0 - General PES										
1 - Intensive counselling and job-search assistance										
1 14 Occupational guidance service	:	5,143	:	:	1,378	:	:	2,241	:	
15 Job clubs	:	:	:	:	:	:	:	:	:	
36 Local employment services	:	:	:	:	:	:	:	:	:	1
Intensive counselling										
2 - Training										
2.1 10 Back to education allowance (BTEA)	4,475	:	:	1,065*	:	:	2,075*	:	:	2
35 VTOS (Vocational Training Opportunities Scheme)	4,748	3,328	959	:	:	:	2,744	1,973	521	
2.3 25 Community training	2,553	5,331	4,002	1,125	3,147	2,493	1,297	2,600	1,898	
2.4 34 Youthreach	2,042	1,327	817	2,042	1,327	817	1,015	653	357	
Mixed 20 Industry training	5,931	12,379	10,155	3,407	6,832	5,729	3,002	6,591	5,402	
21 Local enterprise	203	529	592	47	101	100	148	361	404	
24 Re-integration training	3,582	6,436	4,189	2,753	4,619	2,869	2,054	3,707	2,478	
Total category 2 - Training	23,534	:	:	:	:	:	12,335*	:	:	
Total category 2 - Training (excl. sub-category 2.4)	21,492	:	:	:	:	:	11,320*	:	:	3
3 - Job rotation and job sharing										
3										
Total category 3 - Job rotation and job sharing										
4 - Employment incentives										
4.1 4 Back to work allowance	24,250	:	:	1,046*	:	:	3,490*	:	:	2
5 PRSI Exemption scheme	:	:	:	:	:	:	:	:	:	
7 Part-time job incentive scheme	568	:	:	:	:	:	:	:	:	
31 Jobstart	802	987	1,469	90	113	158	352	443	566	
32 Workplace	122	1,501	1,452	21	182	174	51	656	646	
Total category 4 - Employment Incentives	25,742*									
5 - Integration of the disabled										
5.1 17 Workplace/equipment grants	n.r	102	:	n.r	:	:	n.r	38	:	4
18 Employment Support Scheme	396	:	:	:	:	:	114*	:	:	
5.3 16 ESF training	1,778*	2,295	2,225	1,040*	1,021	1,111	700*	985	863	5
Total category 5 - Integration of the disabled	2,174*	:	:	:	:	:	814*	:	:	

C.3.7 Stock, entrants and exits by sex and age and by type of action (Detailed country tables): Ireland, 1998

 Category; measure number and name	Men and women						Women			Notes
	Total			Under 25s			Total			
	Stock	Entrants	Exits	Stock	Entrants	Exits	Stock	Entrants	Exits	
6 - Direct job creation										
6.2 23 Community employment scheme	39,950	56,513	54,455	3,352	5,684	6,147	20,103	29,727	27,737	
	39,950	56,513	54,455	3,352	5,684	6,147	20,103	29,727	27,737	
7 - Start-up incentives										
7 3 Back to Work Enterprise Allowance	7,431	:	:	345*	:	:	1,188*	:	:	2
Total category 7							1,188*			
8 - Out-of-work income maintenance and support										
8.1 1 Unemployment benefit	63,146	:	:	9,134	:	:	34,351	:	:	6
8.1 2 Unemployment assistance	132,678	:	:	32,191	:	:	38,789	:	:	6
Total category 8 - maintenance and supp				41,325			73,140			
9 - Early retirement										
9.2 12 Pre-retirement allowance	13,897	:	:	-	-	-	2,445	:	:	
Total category 9 - Early retirement	13,897			-	-	-	2,445			

Notes


- 1 Data only available from 1999 onwards.
- 2 Breakdown by sex/age estimated by applying observed breakdowns in 1999 to total stock (IRL-2 & IRL-10 sex and age; IRL-4 age only).
- 3 Data on apprenticeship (category 2.4) are not considered comparable between countries so aggregates on training should only be considered excluding this sub-category.
- 4 Entrants: number of approved applications in 1998. Stock is not a meaningful observation.
- 5 Stock at start of year estimated from total number of individual beneficiaries in the year minus new starts.
- 6 Stock according to the Live Register on 23 October 1998. This is the latest available for 1998 with an age breakdown.

C.3.8 Stock, entrants and exits by sex and age and by type of action (Detailed country tables): Italia, 1998

Number of participants


EVA eurostat	Category; measure number and name	Men and women						Women			Notes
		Total			Under 25s			Total			
		Stock	Entrants	Exits	Stock	Entrants	Exits	Stock	Entrants	Exits	
0 - General PES											
0											
Total category 0 - General PES											
1 - Intensive counselling and job-search assistance											
1											
Total category 1 - Intensive counselling and job-search assistance											
2 - Training											
2.1	26 Training for those seeking a first job	:	246,720*	:	:	:	:	:	:	1	
	27 Training for long-term unemployed or persons at risk of becoming long-term unemployed	:	96,006*	:	:	:	:	:	:	1	
	29 Training for disadvantaged people	:	14,246*	:	:	:	:	:	:	1	
2.2	24 Training-cum-work contracts	402,848	246,264	:	193,243	118,476	:	140,077	86,316	2	
	28 Training for workers at risk of unemployment	:	215,171*	:	:	:	:	:	:	1	
2.4	25 Apprenticeship	341,085	375,924	:	338,700	:	:	134,877	150,588	2	
Total category 2 - Training											
Total category 2 - Training (excl. sub-category 2.4)											
3 - Job rotation and job sharing											
3.2 8 [Component] Solidarity contracts - Expansive											
Total category 3 - Job rotation and job sharing											
4 - Employment incentives											
4.1	3 Incentives for hiring those registered in mobility lists	75,043	:	:	7,161	:	:	35,030	:	2	
	10 Reintegration contracts	283	:	:	9	:	:	190	:	2	
	22 Job grants	:	62,827	:	:	22,768	:	:	31,425		
	32 Reintegration of managers in SMEs	:	:	:	:	:	:	:	:		
	35 Incentives for taking on employees in CIGS	698	:	:	21	:	:	152	:	2	
	36 Incentives for taking on long-term unemployed	230,434	:	:	67,337	:	:	109,265	:	2	
	52 Total annual relief	:	:	:	:	:	:	:	:		
	53 Vocational integration schemes	:	81,821	:	:	:	:	:	:		
	54 Vocational and guidance traineeships	:	34,767*	:	:	:	:	:	:		
	56 Tax relief for SMEs creating jobs in Objective 1 areas	:	49,710	:	:	:	:	:	:		
	59 Conversion of apprenticeship contracts into permanent ones	45,554	:	:	44,271	:	:	18,576	:	2	
	60 Conversion of training-cum-work contracts into permanent ones	13,508	:	:	4,466	:	:	4,345	:	2	
4.2	8 [Component] Solidarity contracts - Defensive	:	5,661	:	:	:	:	:	:		
	49 Realignment contracts	146,979*	:	:	:	:	:	:	:		
	61 Subsidy for firms located in the Mezzogiorno	358,192	:	:	:	:	:	:	:		
Total category 4 - Employment incentives											

C.3.8 Stock, entrants and exits by sex and age and by type of action (Detailed country tables): Italia, 1998

 Category; measure number and name	Men and women						Women			Notes
	Total			Under 25s			Total			
	Stock	Entrants	Exits	Stock	Entrants	Exits	Stock	Entrants	Exits	
5 - Integration of the disabled										
5.1 67 Exemption from social contributions for disadvantaged workers in social cooperatives	9,172	:	:	1,101	:	:	2,829	:	:	2
Total category 5 - Integration of the disabled	9,172	:	:	1,101	:	:	2,829	:	:	
6 - Direct job creation										
6.1 64 Mixed companies for placing of ex-SUW	100	:	:	:	:	:	8	:	:	4
6.2 11 Socially useful work (SUW)	137,113	:	:	4,290	:	:	63,228	:	:	
Total category 6 - Direct job creation	137,213	:	:	:	:	:	63,236	:	:	
7 - Start-up incentives										
7 19 Loans for one-person businesses	:	776	:	:	100	:	:	190	:	
20a Production and work cooperatives	:	:	:	:	:	:	:	:	:	
3d Capitalisation of mobility allowances for the creation of new businesses or self-employment	:	608	:	:	:	:	:	149	:	
Total category 7 - Start-up incentives	:	1,384*	:	:	:	:		339	:	5
8 - Out-of-work income maintenance and support										
8.1 1 Ordinary unemployment benefit	:	1,283,611	:	:	96,235	:	:	677,639	:	
3a Mobility allowance	95,802	:	:	1,594	:	:	36,552	:	:	
8.2 2 Wage Compensation Fund	99,191	:	:	:	:	:	:	:	:	6
Total category 8 - Out-of-work income maintenance and support	:		:			:			:	
9 - Early retirement										
9.2 16 Early retirement	:	:	:	:	:	:	:	:	:	
Total category 9 - Early retirement	:		:			:			:	


- Notes
- 1 The figure is estimated by applying the cost per trainee in the previous year to the financial commitment of the current year.
 - 2 Breakdown by sex and/or age estimated by applying the observed structure in 1997 to totals for 1998.
 - 3 Data on apprenticeship (category 2.4) are not considered comparable between countries so aggregates on training should only be considered excluding this sub-category.
 - 4 Stock at year end.
 - 5 Totals for category 7 are underestimated because of missing data for I-20a Production and work cooperatives. Numbers of participants are not known but the measure accounts for just 2% of expenditure in the category.
 - 6 Employed equivalent, obtained by dividing hours paid by average contractual working time.

C.3.9 Stock, entrants and exits by sex and age and by type of action (Detailed country tables): Luxembourg, 1998

 Category; measure number and name	Men and women						Women			Notes
	Total			Under 25s			Total			
	Stock	Entrants	Exits	Stock	Entrants	Exits	Stock	Entrants	Exits	
0 - General PES 0										
1 - Intensive counselling and job-search assistance 1 11 [Component] Training for entering or re-entering the labour market	:	:	:	:	:	:	:	:	:	:
Total category 1 - Intensive counselling and job-search assistance	:	:	:	:	:	:	:	:	:	:
2 - Training 2 11 [Component] Training for entering or re-entering the labour market	:	:	:	:	:	:	:	:	:	:
2.1 12 Retraining for workers at risk of losing their job	:	:	:	:	:	:	:	:	:	:
2.2 15 Traineeships	245	611	:	:	:	:	:	:	:	:
16 Creation of temporary jobs of general interest	660	1,584	:	:	:	:	:	:	:	:
17 Traineeship in a company	183	397	:	:	:	:	:	:	:	:
2.4 18 Aids/Subsidies for apprenticeships	:	1,253	:	:	:	:	:	:	:	:
Total category 2 - Training (excl. sub-category 2.4)	:	:	:	:	:	:	:	:	:	1
3 - Job rotation and job sharing 3										
Total category 3 - Job rotation and job sharing										
4 - Employment incentives 4 3 Aid to re-enter the labour market	:	725	:	:	:	:	:	:	:	:
4.1 6 Aid for employing long-term and older unemployed	:	207	:	:	:	:	:	:	:	:
7 Mobility allowance	:	130	:	:	:	:	:	:	:	:
9 Income tax reduction for employing unemployed people	:	436	:	:	:	:	:	:	:	:
Total category 4 - Employment incentives	:	:	:	:	:	:	:	:	:	:
5 - Integration of the disabled 5.1 21 Measures of professional (re)integration of disabled workers	:	297	:	:	:	:	:	:	:	:
22 Equipping of working places for disabled workers	:	4	:	:	:	:	:	:	:	:
23 Reimbursement of supplementary leave for disabled workers	:	389	:	:	:	:	:	:	:	:
5.3 20 Training, readaptation and reeducation measures in favour of disabled workers	:	9	:	:	:	:	:	:	:	:
Total category 5 - Integration of the disabled	:	699	:	:	:	:	:	:	:	:

C.3.9 Stock, entrants and exits by sex and age and by type of action (Detailed country tables): Luxembourg, 1998


Number of participants

 Category; measure number and name	Men and women						Women			Notes
	Total			Under 25s			Total			
	Stock	Entrants	Exits	Stock	Entrants	Exits	Stock	Entrants	Exits	
6 - Direct job creation										
6.1 13 Subsidies for creating socially useful jobs	:	:	:	:	:	:	:	:	:	:
6.2 2 Extraordinary works of general interest	:	:	:	:	:	:	:	:	:	:
10 Socially useful works	193	:	:	:	:	:	:	:	:	:
Total category 6 - Direct job creation										
7 - Start-up incentives										
7 14 Subsidies for the creation of businesses by the unemployed	:	13	:	:	:	:	:	:	:	:
Total category 7 - Start-up incentives										
8 - Out-of-work income maintenance and support										
8.1 5 Unemployment compensation	2,450	:	:	:	:	:	:	:	:	:
8.2 1 Partial unemployment benefit	:	441	:	:	:	:	:	:	:	:
4 Compensation for unemployment due to technical reasons or bad weather in the building sector	:	18,035	:	:	:	:	:	:	:	:
8.5 8 Debt guarantee in case of employer closing down	:	1,492	:	:	:	:	:	:	:	:
Total category 8 - Out-of-work income maintenance and support										
9 - Early retirement										
9.1 19 Early retirement	:	:	:	:	:	:	:	:	:	:
Total category 9 - Early retirement										

Notes

1 Data on apprenticeship (category 2.4) are not considered comparable between countries so aggregates on training should only be considered excluding this sub-category.

C.3.10 Stock, entrants and exits by sex and age and by type of action (Detailed country tables): Nederland, 1998

 Category; measure number and name		Men and women						Women			Notes
		Total			Under 25s			Total			
		Stock	Entrants	Exits	Stock	Entrants	Exits	Stock	Entrants	Exits	
0 - General PES											
0	39 PES - Public Employment Services	70,000	98,000	88,000	:	:	:	28,000	35,000	24,000	1,2
		88,000									
1 - Intensive counselling and job-search assistance											
1											
2 - Training											
2	38 [Component] WIW - Jobseekers Employment Act - Activation & Training	:	:	:	:	:	:	:	:	:	
	40 BBSW - Contribution Scheme for Sectoral Training of the	:	10,000	:	:	:	:	:	:	:	3
2.4	1 [Component] WVA - Act on Reduction of Employers' Tax and Social Security Contribution - VO	:	:	:	:	:	:	:	:	:	
Total category 2 - Training (excl. sub-category 2.4)											
3 - Job rotation and job sharing											
3.1	37 Career break	:	:	:	:	:	:	:	:	:	5
Total category 3											
4 - Employment incentives											
4.1	1 [Component] WVA - Act on Reduction of Employers' Tax and Social Security Contribution - VLW	:	:	:	:	:	:	:	:	:	
	14 RSP - Regulation on Employment in Domestic Services	457	:	:	:	:	:	:	:	:	6
Total category 4											
5 - Integration of the disabled											
5.2	6 WSW - Sheltered Employment Act	90,000	2,000	3,000	:	:	:	:	:	:	6
Total category 5 - Integration of the disabled		90,000	2,000	3,000	:	:	:	:	:	:	

C.3.10 Stock, entrants and exits by sex and age and by type of action (Detailed country tables): Nederland, 1998


Number of participants

EVA eurostat	Category; measure number and name	Men and women						Women			Notes
		Total			Under 25s			Total			
		Stock	Entrants	Exits	Stock	Entrants	Exits	Stock	Entrants	Exits	
6 - Direct job creation											
6.1	3 WI1/EWLW - Regulation on additional employment for the long-term unemployed	34,300	:	:	:	:	:	:	:	:	2
	38 [Component] WIW - Jobseekers Employment Act - Employment Contracts & Outplacement	41,000	13,800	17,300	:	:	:	:	:	:	6
6.2	13 WI3 - Community work	5,650	:	:	:	:	:	3,503	:	:	7
	38 [Component] WIW - Jobseekers Employment Act - Work Experience Contracts	2,900	6,500	1,500	:	:	:	:	:	:	6
Total category 6 - Direct job creation		83,850									
7 - Start-up incentives											
7											
Total category 7 - Start-up incentives											
8 - Out-of-work income maintenance and support											
8.1	31 WW - Unemployment Insurance	280,300	427,400	482,300	16,300	68,800	75,400	116,700	178,100	205,700	2,8
	32 TW - Supplementary benefits	83,800	:	:	:	:	:	:	:	:	
	33 Abw - National Assistance benefit	397,000	139,000	175,000	36,000	38,000	36,000	217,000	65,000	78,000	2
	34 IOAW - Income Provisions for Older or partially Disabled, formerly Unemployed Persons	20,000	:	:	-	-	-	2,000	:	:	2
	35 IOAZ - Income Provisions for Older or Partially Disabled, Formerly Self-employed Persons	4,000	:	:	-	-	-	300	:	:	2
Total category 8 - Out-of-work income maintenance and support		785,100									
9 - Early retirement											
9.2	36 VUT - Early retirement benefits	148,000	32,000	31,000	-	-	-	31,000	9,000	6,000	2
Total category 9 - Early retirement		148,000	32,000	31,000				31,000	9,000	6,000	

Notes


- 1 Figures refer to participants on re-integration trajectories only.
- 2 Stock: year-end figure.
- 3 In 1998, 42 training programmes were carried out in which 10000 unemployed participated.
- 4 Data on apprenticeship (category 2.4) are not considered comparable between countries so aggregates on training should only be considered excluding this sub-category.
- 5 The act on the career break was implemented in October 1998 and information on participants is not available for 1998.
- 6 Stock: average of quarterly figures.
- 7 Figures derived from a survey undertaken during the fourth quarter of 1998.
- 8 Exits = stock at end 1997 + entrants 1998 - stock at end 1998

C.3.11 Stock, entrants and exits by sex and age and by type of action (Detailed country tables): Österreich, 1998


 Category; measure number and name		Men and women						Women			Notes
		Total			Under 25s			Total			
		Stock	Entrants	Exits	Stock	Entrants	Exits	Stock	Entrants	Exits	
<i>Number of participants</i>											
0 - General PES											
0	24	Counselling and support of employment seekers & Services to enterprises									
1 - Intensive counselling and job-search assistance											
1	16	External labour market consultation and support									
	28	Interview Allowance									
2 - Training											
2	18	[Component] Employment foundations -									1,2
	45	Community Initiative EMPLOYMENT									2
	46	Community Initiative ADAPT									2
2.1	7	Occupational mobility - course cost and course related cost									
	8	Occupational Mobility - living allowance									
	9	Unemployment benefit after parental leave while visiting a training									
	10	Training unemployment benefit for courses lasting not more than 3 months									
	12	Aid to institutions									
	25	Further training allowance									
2.2	13	Aid to enterprises									
2.4	11	Promotion of apprenticeship training and vocational training									
	31	Apprenticeship Foundations (NAP Safety net for the young									3,4
	32	JASG Training courses for the young people (NAP Safety net for the young people)									3,4
Total category 2											
Total category 2 (sub-category 2.4)											
3 - Job rotation and job sharing											
3.1	26	Solidarity bonus									
Total category 3 (job rotation and job sharing)											

C.3.11 Stock, entrants and exits by sex and age and by type of action (Detailed country tables): Österreich, 1998

Number of participants

 Category; measure number and name	Men and women						Women			Notes	
	Total			Under 25s			Total				
	Stock	Entrants	Exits	Stock	Entrants	Exits	Stock	Entrants	Exits		
4 - Employment incentives											
4.1	5	Promotion of regional mobility and entry into employment - travel allowance	1,099	1,594	:	:	:	:	624	921	:
	6	Promotion of regional mobility and entry into employment - childcare allowance	4,100	12,828	:	:	:	:	4,039	12,568	:
	15	Integration subsidies (incl. special integration subsidies)	3,930*	6,386	:	:	:	:	1,950*	3,169	:
4.2	19	Promotion of investment and restructuring	:	3,908	:	:	:	:	:	:	6
	22	Reintegration aid after parental leave	:	:	:	:	:	:	:	:	
	30	BONUS part of the Incentive-disincentive system for elderly workers	13,825	22,184	17,836	:	:	:	4,695	7,297	5,840
Employment incentives			:	:	:	:	:	:	:	:	
5 - Integration of the disabled											
5	41	Business Start-up Programmes for the eligible disabled	:	24	:	:	:	:	:	20	2
5.1	34	Work Adjustment Backup System or Job Assistance for the Disabled	:	2,880	:	:	:	:	:	1,290	2
	37	Employment Subsidies for the eligible disabled under objectives 1 and 3 of the European Social Fund	:	2,023	:	:	:	:	:	774	2
	38	Wage Cost Subsidies for the eligible disabled	:	4,515	:	:	:	:	:	1,440	2
	40	Subsidy to workplace equipment for the eligible disabled	:	258	:	:	:	:	:	165	2
	42	Quota surplus bonus (Übererfüllungsprämie) for the employment or the training of disabled workers	:	7,462	:	:	:	:	:	:	2
5.2	43	Work bonus for the use of goods produced by eligible disabled	:	3,081	:	:	:	:	:	:	2
	44	Integration Enterprises for the eligible disabled	:	1,218	:	:	:	:	:	407	2
5.3	35	Vocational Training for the Disabled	:	3,658	:	:	:	:	:	1,308	2
	39	Study and Apprenticeship Allowances for the eligible disabled	:	241	:	:	:	:	:	92	2
				25,360	:	:	:	:	:	:	
6 - Direct job creation											
6.1	27	Childcare Institutions	680*	1,360	:	:	:	:	669*	1,338	:
6.2	14	Socio-economic employment companies	880*	3,234	:	:	:	:	422*	1,574	:
	29	Non-profit Sector Integration Subsidy	790*	1,580	:	:	:	:	538*	1,076	:
Total category			2,350*	6,174	:	:	:	:	1,629*	3,988	:


6.3.11 Stock, entrants and exits by sex and age and by type of action (Detailed country tables): Österreich, 1998

 Category; measure number and name		Men and women						Women			Notes
		Total			Under 25s			Total			
		Stock	Entrants	Exits	Stock	Entrants	Exits	Stock	Entrants	Exits	
7 - Start-up incentives											
7	17 Business Start-up Programme	159	361	:	:	:	:	46	88	:	
	18 (Component) Employment foundations -	-	-	-	-	-	-	-	-	-	1
Star category 7 = Start-up inc.											
8 - Out-of-work income maintenance and support											
8.1	1 Unemployment benefit	121,235	575,191*	:	19,634	:	:	48,836	207,467*	:	7
	2 Unemployment assistance	94,479	178,069*	:	7,562	:	:	46,039	81,570*	:	7
	36 Special Unemployment Assistance	9,303	:	:	:	:	:	9,248	:	:	
8.2	20 Short-time working allowance	:	1,668*	:	:	:	:	:	:	:	
	21 Bad weather compensation	2,727*	:	:	:	:	:	:	:	:	8
8.5	33 Bankruptcy Compensation	n.f	29,880*	:	n.f	:	:	n.f	:	:	
aintenance and support											
9 - Early retirement											
9.2	3 Transfer benefits to facilitate transition into retirement - Special support	4,719	:	:	:	:	:	1,110	:	:	
	4 Transfer benefits to facilitate transition into retirement - Pension advances	10,664	:	:	:	:	:	3,519	:	:	


- Notes
- 1 A-18 Employment foundations is a mixed measure including training and start-up incentives. It is not possible to separate the data so all participants are allocated to training, which is the most important component.
 - 2 Entrants: End-year stock plus new starts during the year.
 - 3 Entrants: November and December 1998 (measure not active before this time).
 - 4 Breakdown by sex estimated according to proportions in March 1999.
 - 5 Data on apprenticeship (category 2.4) are not considered comparable between countries so aggregates on training should only be considered excluding this sub-category.
 - 6 Entrants: Cases of new participation in 1998 - 3,908 promoted and secured jobs, of which 644 newly created jobs.
 - 7 Entrants: Estimate on the basis of positively decided allowances.
 - 8 Stock: Estimate on the basis of paid hours.
 - 9 Total stock for category 8 is underestimated because of missing data for A-20 Short-time working allowance, which accounts for 0.2% entrants and < 0.1% of expenditure in the category.

C.3.12 Stock, entrants and exits by sex and age and by type of action (Detailed country tables): Portugal, 1998

Number of participants

 Category; measure number and name	Men and women						Women			Notes
	Total			Under 25s			Total			
	Stock	Entrants	Exits	Stock	Entrants	Exits	Stock	Entrants	Exits	
0 - General PES										
0 95 Administration and public employment service	:	:	:	:	:	:	:	:	:	
Total category 0										
1 - Intensive counselling and job-search assistance										
1										
Total category 1 - Intensive counselling and job-search assistance										
2 - Training										
2 96 [Component] Integration enterprises -	:	555	:	:	:	:	:	:	:	1
99 PROFIJ - Training programme for the integration of youngsters (Açores)	:	436	436	:	436	436	:	168	:	
2.1 14 Training grants for workers	205	608	406	54	160	82	123	355	226	2
26 [Component] Support for entry into self-employment -	70	454	416	:	82	76	42	276	254	
63 Initial training (excluding apprenticeship)	7,643*	10,087	10,294	:	:	:	3,582	4,675	4,878	3
64 Training for unemployed	4,068	6,644	5,650	2,779	4,539	3,801	2,659	4,170	3,557	2
67 Special training for disadvantaged groups	19,443*	25,892	25,957	:	:	:	11,897	15,838	15,887	3
2.2 17 Grant-aided additional training for persons who have completed vocational training measures	50	80	102	8	13	38	26	42	59	2
21 [Component] Promotion of vocational training and employment to conserve the cultural heritage -	:	20	20	:	:	:	:	16	16	
22 Practical vocational training	4,067*	6,805	4,039	2,203	3,963	1,912	2,625	4,461	2,540	3
78 Grant-aided additional training for those who have completed vocational training measures (Madeira)	14	22	40	11	20	32	6	10	16	
98 Placement programme (Açores)	:	44	44	:	33	33	:	31	31	
2.3 9 Training/employment schemes for young people, specialists, managers and adults	1,954	2,405	1,962	775	954	859	1,489	1,965	1,397	2
20 Vocational training workshops programme	1,630	1,597	1,712	459	450	533	1,314	1,268	1,279	2
79 Training and professional integration of unemployed (Madeira)	:	103	103	:	53	53	:	95	95	
2.4 7 Apprenticeship training for young people	3,515*	6,695	1,740	3,513	6,692	1,739	1,122	2,295	397	3
Total category 2 - Training	:	62,447	52,921*	:	:	:	:	35,665*	:	4
Total category 2 - Training (excl. sub-category 2.4)	:	55,752	51,181*	:	:	:	:	33,370*	:	5
3 - Job rotation and job sharing										
3										
Total category 3 - Job rotation and job sharing										

C.3.12 Stock, entrants and exits by sex and age and by type of action (Detailed country tables): Portugal, 1998

 Category; measure number and name		Men and women						Women			Notes	
		Total			Under 25s			Total				
		Stock	Entrants	Exits	Stock	Entrants	Exits	Stock	Entrants	Exits		
4 - Employment incentives												
4	89	Social programme for occupation of temporarily unemployed (Açores)	:	14	14	:	:	:	:	:	:	
	96	[Component] Integration enterprises -	:	555	:	:	:	:	:	:	:	1
	101	Incentives for geographical mobility	:	:	:	:	:	:	:	:	:	
4.1	23	Subsidies for permanent employment contracts	:	3,234	3,234	:	:	:	2,093	2,093	:	
	24	Local employment initiatives	:	1,810	1,810	:	:	:	1,012	1,012	:	
	29	Job creation for young people through exemptions from compulsory social security contributions	43,437*	:	:	:	:	:	:	:	:	6
	37	Exemption from social security contributions to promote recruitment of long-term unemployed	:	:	:	:	:	:	:	:	:	
	54	Jobsearch assistance	:	208	:	:	:	:	:	:	:	
	62	Salary compensation	:	:	:	:	:	:	:	:	:	
	80	Local initiatives employment initiatives -ILE (Madeira)	:	27	27	:	9	9	:	15	15	
Total category 4 - Employment incentive			:	:	:	:	:	:	:	:	:	
5 - Integration of the disabled												
5.1	31	Reduction of social security contributions to facilitate vocational integration of disabled persons	1,284	:	:	:	:	:	403	:	:	7
	68	Promotion of socio-professional integration of disabled	:	600	:	:	:	:	:	:	:	
	69	Self-employment for disabled	:	95	:	:	:	:	:	:	:	
	91	Financial support for the socio-professional integration of disabled - Compensation to the employers	:	1	1	:	:	:	:	:	:	
5.2	33	Sheltered employment scheme	:	707	:	:	:	:	:	:	:	
5.3	34	Vocational preparation schemes for disabled persons	:	1,265	:	:	:	:	:	:	:	
	84	Regional centre for professional training of disabled (Madeira)	130	70	48	119*	64	44	46*	25	14	8
Total category 5 - Integration of the disabled			:	:	:	:	:	:	:	:	:	
6 - Direct job creation												
6.1	97	Programme for adult integration (Açores)	:	49	49	:	17	17	:	43	43	
6.2	3	Employment scheme for persons in receipt of unemployment benefits	9,849*	13,767	10,601	1,533*	2,201	1,593	7,378*	10,309	7,945	3
	4	Employment scheme for unemployed persons in need	10,272	15,673	17,431	2,744*	4,187	4,498	8,199	12,358	13,401	2
	77	Occupational programme for unemployed (Madeira)	:	207	207	:	35	35	:	142	142	
	86	Programme for temporary placement of those receiving unemployment benefit (Açores)	:	610	610	:	109	109	:	452	452	
Total category 6 - Direct job creation			:	30,306	28,898	:	6,549	6,252	:	23,304	21,983	

C.3.12 Stock, entrants and exits by sex and age and by type of action (Detailed country tables): Portugal, 1998

Number of participants


eurostat	Category; measure number and name	Men and women						Women			Notes
		Total			Under 25s			Total			
		Stock	Entrants	Exits	Stock	Entrants	Exits	Stock	Entrants	Exits	
7 - Start-up incentives											
7	21 [Component] Promotion of vocational training and employment to conserve the cultural heritage -	410	403	456	203*	200	194	230	213	258	2
	25 Subsidies for creation of self-employed	n.r	7,082	7,082	n.r	:	:	n.r	2,323	2,323	
	26 [Component] Support for entry into self-employment -	:	348	348	:	:	:	:	197	197	
	27 Support for business start-ups	:	:	:	:	:	:	:	:	:	
	81 Support for the creation of self-employment -ACPE (Madeira)	:	12	12	:	:	:	:	5	5	
	90 Local initiatives for the job creation (Açores)	:	9	9	:	:	:	:	3	3	
Total category 7 - Start-up incentives		:	7,854*	7,907*	:	:	:	2,741*	2,786*	9	
8 - Out-of-work income maintenance and support											
8.1	75 Unemployment protection system / Unemployment subsidy	87,582	72,081	39,560	6,413	11,187	:	43,305	35,281	18,546	7
	76 Unemployment protection system / Unemployment assistance	79,802	80,104	50,475	10,559	20,176	:	47,968	:	26,615	7
8.2	1 Short-time working or temporary suspension of employment	54	:	:	:	:	:	28	:	:	
8.5	61 Payment of backdated earnings from bankrupt or insolvent firms	7	:	:	:	:	:	2	:	:	
Total category 8 - Out-of-work income maintenance and support		167,445*	:	:	:	:	:	91,303*	:	:	
9 - Early retirement											
9.2	41 Early retirement for the elderly unemployed	30,323	:	:	-	-	-	4,157	:	:	
	44 Early retirement agreements between workers and employers	8,072	:	:	-	-	-	1,694	:	:	
Total category 9 - Early retirement		38,395	:	:	-	-	-	5,851	:	:	

Notes

- 1 P-96 is a mixed measure. Participants reported in category 2 are the same as those in category 4 and should therefore not be added together.
- 2 Breakdown of stock by age estimated by applying age- structure of entrants to total stock figures.
- 3 Stocks estimated from observations of entrants, exits and average duration of participation using the formula given in the LMP methodology.
- 4 Total exits for category 2 (training) are underestimated because of missing data for the training component of P-96 Integration enterprises, which accounts for < 1% entrants in the category.
- 5 Data on apprenticeship (category 2.4) are not considered comparable between countries so aggregates on training should only be considered excluding this sub-category.
- 6 Data refer to 1994.
- 7 Stock data refer to a single date in December 1998.
- 8 Breakdown of stock by sex and age estimated by applying structure of entrants to total stock figures.
- 9 Total stock for category 7 is underestimated because of missing data for P-27 Support for business start- ups. The number of participants is not known but the measure accounts for less than 3% of expenditure in the category.


C.3.13 Stock, entrants and exits by sex and age and by type of action (Detailed country tables): Suomi/Finland, 1998

Number of participants

 Category; measure number and name	Men and women						Women			Notes
	Total			Under 25s			Total			
	Stock	Entrants	Exits	Stock	Entrants	Exits	Stock	Entrants	Exits	
0 - General PES										
0 18 Placement services (PES)	609,968	921,744	566,155	93,270	207,746	:	325,074	482,349	:	1
21 Training and Vocational Information Services (PES)	n.r	549,942	549,942	n.r	:	:	n.r	:	:	2
Total category 0 - General PES	609,968	1,471,686	1,116,097	93,270	:	:	325,074	:	:	
1 - Intensive counselling and job-search assistance										
1 20 Vocational guidance (PES)	n.r	38,262	:	n.r	16,009	:	n.r	:	:	
Total category 1 - Intensive counselling and job-search assistance		38,262			16,009					
2 - Training										
2.1 6 Labour market training	38,086	103,926	97,714	5,730	16,693	16,394	19,030	53,331	50,844	3
17 Support for self-motivated training for long-term unemployed persons	1,271	1,540	:	:	:	:	818	1,040	:	
24 The adult training supplement of the training and redundancy fund	1,743*	3,971	:	-	-	:	916*	2,063	:	4
2.2 12 Employment subsidy for practical training	1,307	4,986	5,080	497	1,834	:	920	3,550	:	
15 Trainee work with labour market support	10,845	38,132	38,060	9,132	32,293	:	6,879	23,587	:	
36 Training activities of the ESF Objective 4	710*	26,384	:	:	:	:	250*	9,229	:	5
2.4 7 Promotion of apprenticeship training	10,395	10,031	9,942	5,384	5,406	:	4,555	4,351	:	
Total category 2 - Training	66,796*	194,068	:	:	:	:	34,563*	99,754	:	6
Total category 2 - Training (excl. sub-category 2.4)	56,401*	184,037	:	:	:	:	30,008*	95,403	:	7
3 - Job rotation and job sharing										
3.1 16 Job rotation	3,932	6,991	:	751	1,408	:	2,762	4,873	:	8
3.2 13 Part-time pay supplement	7,049	12,191	12,100	904	1,789	:	6,332	10,996	:	
Total category 3 - Job rotation and job sharing	10,981	19,182	:	1,655	3,197	:	9,094	15,869	:	
4 - Employment incentives										
4.1 5 Mobility allowance	n.r	13,709	13,709	n.r	4,281	4,281	n.r	:	:	
10 Employment subsidy, private companies	6,474	13,394	14,410	1,085	2,482	:	3,249	6,585	:	
35 Combined subsidy	2,659	9,323	3,256	67	261	:	1,455	4,971	:	
Total category 4 - Employment incentives	9,133	36,426	31,375	1,152	7,024	:	4,704	:	:	
5 - Integration of the disabled										
5.2 34 Sheltered work	2,700*	:	:	:	:	:	:	:	:	9
5.3 22 Vocational rehabilitation (PES)	1,316	11,567	:	:	:	:	:	:	:	10
25 Rehabilitation activities of the Social Insurance Institution	4,500	15,840	:	819*	2,883	:	:	:	:	
26 Rehabilitation activities of the Employment Pension Scheme	1,012	2,836	:	:	:	:	437*	1,224	:	
27 Rehabilitation activities of the Accident and traffic insurance	550*	1,650*	:	:	:	:	:	:	:	
Total category 5 - Integration of the disabled	10,078*	:	:	:	:	:	:	:	:	

C.3.13 Stock, entrants and exits by sex and age and by type of action (Detailed country tables): Suomi/Finland, 1998

Number of participants


 Category; measure number and name	Men and women						Women			Notes
	Total			Under 25s			Total			
	Stock	Entrants	Exits	Stock	Entrants	Exits	Stock	Entrants	Exits	
6 - Direct job creation										
6.2 8 Temporary Government employment	7,842	13,688	16,522	359	733	:	4,137	6,654	:	
9 Employment subsidy, municipalities	18,807	36,973	42,623	3,418	7,636	:	12,315	24,202	:	
Total category 6 - Direct job creation	26,649	50,661	59,145	3,777	8,369	:	16,452	30,856	:	
7 - Start-up incentives										
7 11 Start-up grant	2,479	5,070	5,073	206	455	:	1,116	2,336	:	
Total category 7 - Start-up incentives	2,479	5,070	5,073	206	455	:	1,116	2,336	:	
8 - Out-of-work income maintenance and support										
8.1 1 Earnings-related unemployment allowance	143,651	369,789	:	7,099*	18,275	:	83,746*	215,581	:	11
2 Basic unemployment allowance	16,486	50,786	:	3,297*	10,158	:	7,163*	22,066	:	11,12
4 Labour market support (passive component)	145,858*	218,874	:	:	:	:	:	:	:	11,13
8.2 30 Earnings related adjusted unemployment allowance as partial unemployment benefit	864	6,956	:	:	:	:	:	:	:	11
32 Adjusted basic unemployment allowance or labour market support as partial unemployment benefit	26	184	:	:	:	:	:	:	:	11
8.3 31 Earnings related adjusted unemployment allowance as part-time unemployment benefit	24,930	89,510	:	:	:	:	:	:	:	11
33 Adjusted basic unemployment allowance or labour market support as part-time unemployment benefit	15,069	61,070	:	:	:	:	:	:	:	11
8.4 23 Redundancy Payment	n.r	6,813	6,813	n.r	:	:	n.r	3,481	3,481	
8.5 28 Pay Security	n.r	6,753	6,753	n.r	:	:	n.r	:	:	
Total category 8 - Out-of-work income maintenance and support	346,884*	810,735	:	:	:	:	:	:	:	
9 - Early retirement										
9.2 3 Unemployment pension	44,946	12,288	8,482	-	-	-	23,364	6,406	4,439	
Total category 9 - Early retirement	44,946	12,288	8,482	-	-	-	23,364	6,406	4,439	

Notes


- 1 Entrants: Total number of job-seekers during the year, same person counted only once. The number includes the stock from the previous year and new job-seekers during the year.
- 2 From 1998 data includes only persons receiving personal service provided by the officers in Training and Vocational Information Services. In previous years, self-service clients were also counted.
- 3 Data exclude group registrations (e.g. a company registers all employees to avoid lay-off), where no personal details are recorded. Including group registrations: stock - 41,144; entrants - 111,117.
- 4 2092 of the entrants (52.7%) are included in labour market training (FIN-6).
- 5 Figures based on ESF monitoring because the participants are not registered as job-seekers at the employment offices.
- 6 Total stocks for category 2 are adjusted to eliminate double counting (see note 4) and include group registrations (see note 3).
- 7 Data on apprenticeship (category 2.4) are not considered comparable between countries so aggregates on training should only be considered excluding this sub-category.
- 8 Data refer to the number of the unemployed persons in job rotation places.
- 9 Stock at year end. Data refer to the number of sheltered workplaces at the workshops and excludes officials and subsidised workers covered by other schemes.
- 10 Entrants: total number of activities financed by the Labour Administration. A person in rehabilitation usually benefits from various activities during rehabilitation (examinations, ability testing, job trials, etc.).
- 11 Stock: calculated on the basis of the number of daily allowances paid (Total daily allowances/258 days payable per year).
- 12 Entrants: number of different individuals receiving benefit during the year.
- 13 Passive component of labour market support only. Active components reported under the appropriate measure (FIN-6, FIN-22, FIN-15).

C.3.14 Stock, entrants and exits by sex and age and by type of action (Detailed country tables): Sverige, 1998

Number of participants

 Category; measure number and name	Men and women						Women			Notes
	Total			Under 25s			Total			
	Stock	Entrants	Exits	Stock	Entrants	Exits	Stock	Entrants	Exits	
0 - General PES										
0 19 Placement Service	217,833	854,440	892,628	38,625	244,887	262,123	97,336	407,515	430,080	
0 20 Vocational guidance service	50,076	167,439	168,695	5,068	28,365	30,590	23,898	82,182	83,448	
Total category 0 - General PES	267,909	1,021,879	1,061,323	43,693	273,252	292,713	121,234	489,697	513,528	
1 - Intensive counselling and job-search assistance										
1 14 Vocational rehabilitation	8,054	29,321	27,045	1,119	4,106	3,668	3,870	14,428	13,316	
Total category 1 - Intensive counselling and job-search assistance	8,054	29,321	27,045	1,119	4,106	3,668	3,870	14,428	13,316	
2 - Training										
2.1 1 Employment training within the regular education system	6,619	14,961	13,873	1,298	2,985	2,754	3,786	8,411	7,852	
2.1 2 Labour market training outside the regular system	35,280	104,470	89,448	7,766	23,655	18,961	15,966	48,892	41,514	
2.1 6 Computer centres/activity centres	11,521	52,645	55,090	3,174	15,383	16,401	6,315	28,558	30,121	
2.1 11 On-the-job training. Training at companies	1,040*	:	:	:	:	:	:	:	:	1
2.1 22 Study allowance for the unemployed	28,781	:	:	:	:	:	:	:	:	2
2.1 32 The Swedish national IT training programme (SwIT)	655	2,098	563	142	459	104	200	663	164	
2.1 39 Adult Education Initiative	56,546*	:	:	:	:	:	36,755*	:	:	3
2.1 41 Special training grant (UBS)	123,333	:	:	:	:	:	:	:	:	2
2.2 3 International Practice Scholarship	437*	902	:	:	:	:	:	:	:	3
2.2 4 Workplace Introduction	19,349	59,823	75,927	5,975	19,020	24,344	8,897	27,995	35,766	
2.2 5 Work-Experience Scheme	38,892	103,590	112,099	2,950	8,528	10,156	17,815	46,604	51,350	
2.3 7 Municipal youth programme	12,175	27,489	29,629	12,167	27,444	29,575	7,131	14,613	16,715	
2.3 25 Project work	285	1,648	768	41	191	131	129	682	338	
2.3 31 Development guarantee for young persons	2,846	11,186	4,826	2,836	11,165	4,628	1,249	4,823	1,977	
Total category 2 - Training	337,759*	:	:	:	:	:	:	:	:	4
Total category 2 - Training (excl. sub-category)	337,759*	:	:	:	:	:	:	:	:	5
3 - Job rotation and job sharing										
3										
Total category 3 - Job rotation and job sharing										
4 - Employment incentives										
4.1 15 Mobility allowance	n.r.	:	:	n.r.	:	:	n.r.	:	:	6
4.1 33 Individual Hiring Support	12,532	36,453	36,164	3,376	10,629	8,995	4,774	13,672	14,360	
Total category 4 - Employment incentives	12,532	:	:	3,376	:	:	4,774	:	:	

C.3.14 Stock, entrants and exits by sex and age and by type of action (Detailed country tables): Sverige, 1998


 Category; measure number and name		Men and women						Women			Notes
		Total			Under 25s			Total			
		Stock	Entrants	Exits	Stock	Entrants	Exits	Stock	Entrants	Exits	
5 - Integration of the disabled											
5.1	12 Wage subsidies	49,031	14,226	10,553	1,440	1,164	519	19,279	5,277	3,870	
	38 Supported Employment Programme	74*	458	:	:	:	:	32*	:	:	3
	40 Workplace adjustment grants	n.r	:	:	n.r	:	:	n.r	:	:	6
5.2	13 Public sheltered employment	5,943	2,599	2,066	175	223	138	1,235	702	529	
	21 Samhall	22,803	2,276	2,786	:	:	:	9,955	:	:	
Total category 5 - Integration of the disabled		77,851*	:	:	:	:	:	30,501*	:	:	
6 - Direct job creation											
6.2	8 Resource work	4,104	11,280	8,418	492	1,406	1,095	3,047	8,213	6,297	
	10 Temporary public employment for older unemployed	7,741	8,844	5,048	1	2	3	3,619	4,170	2,438	
Total category 6 - Direct job creation		11,845	20,124	13,466	493	1,408	1,098	6,666	12,383	8,735	
7 - Start-up incentives											
7	9 Start-up grants	12,514	18,080	18,812	851	1,486	1,354	5,975	7,376	7,710	
Total category 7 - Start-up incentive		12,514	18,080	18,812	851	1,486	1,354	5,975	7,376	7,710	
8 - Out-of-work income maintenance and support											
8.1	16 Unemployment Insurance	462,049	1,313,010	1,316,407	59,334	252,000	251,706	271,115	717,400	722,177	
8.5	30 Wage guarantee	n.r	22,419	:	n.r	:	:	n.r	:	:	6
Total category 8 - Out-of-work income maintenance and support		462,049	1,335,429	:	59,334	:	:	271,115	:	:	
9 - Early retirement											
9.1	34 Change of generations	:	709	:	-	-	-	:	:	:	
9.2	29 Occasional resignation compensation	18,845	:	:	-	-	-	9,013	:	:	7
Total category 9 - Early retirement		18,845*	:	:	-	-	-	9,013*	:	:	8

Notes

- 1 Stock data are estimated as full-time equivalents and include some employed persons not at risk of losing their job.
- 2 Stock refers to the number of students receiving the grant during the year.
- 3 Stock estimated by applying ratio of expenditure 1998/1999 to recorded stock in 1999.
- 4 The total for training is overestimated since there is known to be some double-counting of participants between measures 22, 39 and 41. However, at the present time insufficient data exists to quantify the overlap.
- 5 Data on apprenticeship (category 2.4) are not considered comparable between countries so aggregates on training should only be considered excluding this sub-category. Here category 2.4 is not reported so the total for training is not affected. Here category 2.4 is not reported so the total for training is not affected.
- 6 Stock: not meaningful (lump-sum payments)
- 7 Occasional resignation compensation is only open for long-term unemployed aged 60 years or older.
- 8 Total for category 9 is underestimated because of missing data for measure S-34 Change of generations, which accounts for less than 2% of expenditure in the category.


C.3.15 Stock, entrants and exits by sex and age and by type of action (Detailed country tables): United Kingdom, 1998

Number of participants


	Category; measure number and name	Men and women						Women			Notes
		Total			Under 25s			Total			
		Stock	Entrants	Exits	Stock	Entrants	Exits	Stock	Entrants	Exits	
0 - General PES											
0	9 Job Placing - Employment Service placing and advisory functions	:	:	1,222,647	:	:	:	:	:	:	
Total category 0 - General PES				1,222,647							
1 - Intensive counselling and job-search assistance											
1	1 [Component] New Deal for 18-24 - Specific job-search programmes	:	:	:	:	:	:	:	:	:	1
	2 [Component] New Deal for 25 years old and over -	:	:	:	:	:	:	:	:	:	2
	8 Jobseeker's Allowance (JSA) - Interviews	:	:	:	:	:	:	:	:	:	3
	11 [Component] New Deal for Lone Parents (NDLP) - Specific job-search programmes	:	:	:	:	:	:	:	:	:	
	12 [Component] New Deal for Disabled People -	:	:	:	:	:	:	:	:	:	4
	14 Travel to Interview Scheme	:	22,000	:	:	:	:	:	:	:	
	16 Work Trials	:	15,480	8,941	:	:	:	3,328	1,869	:	
	20 Jobfinder/Jobfinder Plus	:	53,495	:	:	:	:	:	:	:	
	22 Programme Centres (plus other jobsearch provision: Jobclub, Jobplan)	:	174,000	:	:	:	:	43,828	:	:	
	23 PACTS - Placing Assessment and Counselling Teams	:	:	:	:	:	:	:	:	:	
	34 [Component] Project Work Pilots - Specific job-search programme	:	:	:	:	:	:	:	:	:	5
	35 [Component] Employment Zones -	:	:	:	:	:	:	:	:	:	6
Total category 1 - Intensive counselling and job-search assistance											
2 - Training											
2.1	1 [Component] New Deal for 18-24 - Vocational training allowances	:	:	:	:	:	:	:	:	:	2
	2 [Component] New Deal for 25 years old and over - Vocational Training Allowances	:	:	:	:	:	:	:	:	:	3
2.2	35 [Component] Employment Zones - Learning for work	:	:	:	:	:	:	:	:	:	6
2.3	4 Work Based Learning for Adults - WBLA	:	125,000	:	:	:	:	:	:	:	7
2.4	5 Work-based Training for Young People	:	245,000	:	:	245,000	:	:	:	:	8
Total category 2 - Training											
Total category 2 - Training (excl. sub-category 2.4)											9
3 - Job rotation and job sharing											
3											
Total category 3 - Job rotation and job sharing											

C.3.15 Stock, entrants and exits by sex and age and by type of action (Detailed country tables): United Kingdom, 1998

Number of participants

	Category; measure number and name	Men and women						Women			Notes
		Total			Under 25s			Total			
		Stock	Entrants	Exits	Stock	Entrants	Exits	Stock	Entrants	Exits	
4 - Employment incentives											
4.1	1 [Component] New Deal for 18-24 - Labour cost subsidies	:	:	:	:	:	:	:	:	:	2
	2 [Component] New Deal for 25 years old and over - Labour Cost Subsidies	:	:	:	:	:	:	:	:	:	3
	11 [Component] New Deal for Lone Parents (NDLP) - In-work support	:	:	:	:	:	:	:	:	:	
	29 Jobfinder's Grant	:	10,720	:	:	:	:	:	2,584	:	
	34 [Component] Project Work Pilots -	:	:	:	:	:	:	:	:	:	5
Total category 4 - Employment incentives		:	:	:	:	:	:	:	:	:	
5 - Integration of the disabled											
5.1	31 Access to Work	:	16,100	:	:	:	:	:	:	:	
	32 Job Introduction Scheme (JIS)	:	2,900	:	:	:	:	:	:	:	
5.3	12 [Component] New Deal for Disabled People -	:	:	:	:	:	:	:	:	:	4
	24 Employment Rehabilitation (Work Preparation)	:	13,900	:	:	:	:	:	:	:	
Mixed	33 Supported Employment (including Remploy)	22,900	:	:	:	:	:	:	:	:	
Total category 5 - Integration of the disabled		:	:	:	:	:	:	:	:	:	
6 - Direct job creation											
6.2	35 [Component] Employment Zones - intermediate labour markets	:	:	:	:	:	:	:	:	:	6
Total category 6 - Direct job creation		:	:	:	:	:	:	:	:	:	
7 - Start-up incentives											
7	36 Youth Enterprise Initiative (YEI)	:	:	:	:	:	:	:	:	:	
Total category 7 - Start-up incentives		:	:	:	:	:	:	:	:	:	
8 - Out-of-work income maintenance and support											
8.1	3 Jobseeker's Allowance (JSA): payments	1,382,300	3,155,129	3,164,249	359,393	1,144,751	1,135,096	326,143	941,530	945,084	10
Total category 8 - Out-of-work income maintenance and support		1,382,300	3,155,129	3,164,249	359,393	1,144,751	1,135,096	326,143	941,530	945,084	
9 - Early retirement											
9		-	-	-	-	-	-	-	-	-	
Total category 9 - Early retirement		-	-	-	-	-	-	-	-	-	

C.3.15 Stock, entrants and exits by sex and age and by type of action (Detailed country tables): United Kingdom, 1998


 Category; measure number and name		Men and women						Women			Notes
		Total			Under 25s			Total			
		Stock	Entrants	Exits	Stock	Entrants	Exits	Stock	Entrants	Exits	
Mixed measures											
Mixed	1 New Deal for 18-24	111,800	250,400	181,200	111,800	250,400	181,200	28,275	68,000	50,600	2
	2 New Deal for 25 years old and over	:	108,900	44,100	:	:	:	:	17,300	7,300	3
	11 New Deal for Lone Parents (NDLP)	:	47,000	8,290	:	:	:	:	44,100	7,500	
	12 New Deal for Disabled People	:	:	:	:	:	:	:	:	:	4
	34 Project Work Pilots	:	:	:	:	:	:	:	:	:	5
	35 Employment Zones	:	:	:	:	:	:	:	:	:	6
Total Mixed measures		:	:	:	:	:	:	:	:	:	

Notes


- 1 Mixed measures including category 1 are particularly important for the United Kingdom. At present, participants on the different components cannot be disaggregated from the total so that it is not possible to complete totals for categories 1,2,4,5 and 6.
- 2 Exits refer to successful placements.
- 3 Started in 1998.
- 4 Started in June 1998.
- 5 Pilot scheme started in September 1998 in six regions, with six further pilots introduced in April 1999.
- 6 Pilots in 3 areas in April 1996 with 29 more from February 1997. All Pilots ended in May 1998.
- 7 Pilot scheme with five prototype zones in operation since February 1998.
- 8 Replaced the *Training for work* scheme in 1997.
- 9 Data on apprenticeship (category 2.4) are not considered comparable between countries so aggregates on training should only be considered excluding this sub-category.
- 10 Stocks are at start of the financial year, flows are financial year total.

C.3.16 Stock, entrants and exits by sex and age and by type of action (Detailed country tables): Norway, 1998

Number of participants

 Category; measure number and name	Men and women						Women			Notes
	Total			Under 25s			Total			
	Stock	Entrants	Exits	Stock	Entrants	Exits	Stock	Entrants	Exits	
0 - General PES										
0 2 Job placement services	:	:	:	:	:	:	:	:	:	:
3 Vocational guidance	:	:	:	:	:	:	:	:	:	:
Total category 0 - General PES	:	:	:	:	:	:	:	:	:	:
1 - Intensive counselling and job-search assistance										
1 4 Job clubs	411	4,108	4,158	111	1,099	1,112	243	2,436	2,457	
Total category 1 - Intensive counselling and job-search assistance	411	4,108	4,158	111	1,099	1,112	243	2,436	2,457	
2 - Training										
2.1 7 Labour market training	7,177	27,575	:	1,517	5,829	:	3,987	15,319	:	
2.2 8 Traineeship/sponsorship scheme	3,665	8,044	11,233	2,511	5,460	7,712	2,057	4,312	6,252	
9 In-house training	:	:	:	:	:	:	:	:	:	
2.4 10 Apprentices in government agencies	112	53	170	62	37	84	45	20	69	
Total category 2 - Training	10,954*	35,672*	:	4,090*	11,326*	:	6,089*	19,651*	:	1
Total category 2 - Training (excl. sub-category 2.4)	10,842*	35,619*	:	4,028*	11,289*	:	6,044*	19,631*	:	1,2
3 - Job rotation and job sharing										
3.1 12 Temporary substitute places	1,028	1,296	2,654	239	324	612	661	844	1,662	
Total category 3 - Job rotation and job sharing	1,028	1,296	2,654	239	324	612	661	844	1,662	
4 - Employment incentives										
4.1 5 Mobility promoting grants	n.r	:	:	n.r	:	:	n.r	:	:	3
6 Wage subsidies to employers	4,303	11,133	11,129	752	2,391	2,517	1,322	3,514	3,523	
Total category 4 - Employment incentives	4,303	:	:	752	:	:	1,322	:	:	
5 - Integration of the disabled										
5.1 13 In-house rehabilitation	730	1,590	1,409	12	36	37	379	814	732	
18 Integration subsidies	506	355	359	143	127	94	227	140	157	
19 Supported employment	957	924	659	304	298	167	380	397	251	
23 Firms with a clarifying purpose	1,048	3,984	3,821	121	510	479	393	1,446	1,383	
5.2 15 Preparatory job training	950	1,981	1,851	184	414	389	418	848	750	
20 Sheltered workshops	1,954	494	548	6	19	11	594	144	182	
24 Firms with a rehabilitation purpose	2,488	3,007	2,757	287	388	328	801	953	810	
5.3 14 Public sector employment for the occupationally disabled	1,870	2,476	2,032	89	185	124	880	1,200	904	
16 Job training groups	263	531	506	163	353	350	90	158	166	
21 Practice in ordinary places of work	4,435	1,801*	2,363	577	152*	237	2,478	1,099*	1,339	
22 Education in ordinary school	15,932	6,386*	4,892	2,168	544*	469	8,470	3,291*	2,332	
Total category 5 - Integration of the disabled	31,133	23,529*	21,197	4,054	3,026*	2,685	15,110	10,490*	9,006	

C.3.16 Stock, entrants and exits by sex and age and by type of action (Detailed country tables): Norway, 1998


 Category; measure number and name		Men and women						Women			Notes
		Total			Under 25s			Total			
		Stock	Entrants	Exits	Stock	Entrants	Exits	Stock	Entrants	Exits	
6 - Direct job creation											
6.2	11 Public Temporary Employment (KAJA)	30	38	93	3	5	9	12	13	39	
Total category 6 - Direct job creation								12	13	39	
7 - Start-up incentives											
7	25 Start your own business	339	829	834	11	35	32	119	269	283	
Total category 7 - Start-up incentives		339	829	834	11	35	32	119	269	283	
8 - Out-of-work income maintenance and support											
8.1	17 Special rehabilitation measure	1,188	3,209	2,450	581	1,563	1,094	397	1,084	715	
Mixed	1 Unemployment benefits	60,796	92,198	:	7,361	11,163*	:	32,990	50,030	:	
Total category 8 - Out-of-work income maintenance and support		61,984	95,407	:	7,942	12,726*	:	33,387	51,114	:	
9 - Early retirement											
9											
Total category 9 - Early retirement											

Notes

- 1 Total stock and entrants for training (category 2) are underestimated because of the missing data for NO-9 In-house training. The underestimate is thought to be small since expenditure on this measure is less than 2% of that on training overall.
- 2 Data on apprenticeship (category 2.4) are not considered comparable between countries so aggregates on training should only be considered excluding this sub-category.
- 3 Participants data not available. A new register will provide data from the year 2002.

D INVENTORY OF LMP MEASURES

D.1 INVENTORY OF LMP MEASURES: Belgique/België, 1998

Category	Measure	Name (English)	Name (National language)	
0 - General PES				
0	1	Public employment services (Fed, RF, RW, RB)	Services publics de l'emploi (Fed, RF, RW, RB)	
0	25	Active jobsearch workshop (RW, RB, RF)	Ateliers de recherche active d'emploi (RW, RB, RF)	
1 - Intensive counselling and job-search assistance				
1	2	Support plan for the unemployed (RF, RW, RB)	Plan d'accompagnement des chômeurs (RF, RW, RB)	
1	30	Regional employment missions (RW)	Missions régionales pour l'emploi (RW)	
2 - Training				
2.1	3	Encouraging unemployed to return to studying (Fed)	Encouragement de chômeurs à reprendre des études (Fed)	
2.1	6	Vocational training services	Services de formation professionnelle	
2.2	13	Training and integration contract (RW)	Contrat formation-insertion (RW)	
2.2	29	Tutorial (RB)	Tutorat (RB)	
2.2	7	Support for the creation, extension and restructuring of enterprises (RW, RB)	Aides à la création, extension, reconversion d'entreprises (RW, RB)	
2.3	10	Dual training/employment (RW)	Formation en alternance (RW)	
2.3	9	Dual training and springboard projects (CFI)	Formation en alternance et projets tremplins (CFI)	
2.4	11	Apprenticeship islands (RF)	Îlot d'apprentissage/ Leereilanden (RF)	
2.4	8	Dual training/employment (Fed)	Formation en alternance (Fed)	
3 - Job rotation and job sharing				
3.1	32	Promoting reintegration of the unemployed through redistribution of work (RF)	Remise au travail de chômeurs à l'aide de la redistribution du travail (RF)	
3.1,3.2	15	Career break (Fed, RF)	Interruption de la carrière professionnelle (Fed, RF)	
4 - Employment incentives				
4	39	Part-time workers receiving income guarantee allowance	Travailleurs à temps partiel avec allocation de garantie de revenus	
4.1	22	Plan +1, +2, +3 (Fed)	Plan +1, +2, +3 (Fed)	
4.1	24	Employment agreements (Fed)	Accords pour l'emploi (Fed)	
4.1	26	Relocation allowances for the unemployed (RB)	Interventions dans les frais de réinstallation des chômeurs (RB)	
4.1	28	Transition-to-work subsidy (RB)	Prime de transition professionnelle (RB)	
4.1.1	16	Recruitment subsidy (RB)	Prime à l'embauche (RB)	
4.1.1	23	Recruitment benefits (Fed)	Plan avantage à l'embauche (Fed)	
4.1.1	35	Traineeships for young people (Fed)	Stage des jeunes (Fed)	
4.1.2	17	Recruitment of unemployed persons by SMEs (RW, RB)	Recrutement de chômeurs par les PME (RW, RB)	
5 - Integration of the disabled				
5	36	Work and rehabilitation for disabled persons (RF, RW, RB)	Travail et réadaptation des handicapés (RF, RW, RB)	
6 - Direct job creation				
6.1	14	Third working circuit (RF, RW, RB)	Troisième circuit de travail (RF, RW, RB)	
6.1	18	Subsidised contractors (RF, RW, RB)	Agents contractuels subventionnés (RF, RW, RB)	
6.1	19	Promoting employment in the non-market sector - FBI (Fed, RF, RW, RB)	Promotion de l'emploi dans le secteur non marchand - FBI (Fed, RF, RW, RB)	
6.2	21	Local employment agencies (Fed)	Agences locales d'emploi (Fed)	
6.2	27	Transition-to-work scheme (RF)	Programme de transition professionnelle (RF)	
7 - Start-up incentives				
7	34	Loans for unemployed persons (Fed)	Prêt chômeur (Fed)	
8 - Out-of-work income maintenance and support				
8.1.1,8.2,8.5	37	Unemployment benefit (Fed)	Indemnisation du chômage (Fed)	
9 - Early retirement				
9.1.1	38	Early retirement by collective agreement (Fed)	Prépension conventionnelle (Fed)	
Mixed measures				
1,2.1	12	Vocational integration (RW, RB)	Insertion socio-professionnelle (RW, RB)	
Count of measures:		34		

D.2 INVENTORY OF LMP MEASURES: Danmark, 1998

Category	Measure	Name (English)	Name (National language)	
----------	---------	----------------	--------------------------	---

0 - General PES

0	5	Public Employment Service	Arbejdsformidlingen
---	---	---------------------------	---------------------

1 - Intensive counselling and job-search assistance

1	17	Educational and vocational guidance	Vejlednings- og introduktionsforløb
---	----	-------------------------------------	-------------------------------------

2 - Training

2.1	16	Educational leave from unemployment	Orlov til uddannelse fra ledighed
2.1	19	Adult- and supplementary training	Voksen- og efteruddannelse
2.1	8	Education and training	Uddannelsesaktivering
2.2	7	Individual job training	Individuel jobtræning
2.3	10	Voluntary not paid activities	Frivillige ulønnede aktiviteter
2.3	9	Specially arranged activation	Særligt tilrettelagte aktiverende forløb

3 - Job rotation and job sharing

3.1	14	Sabbatical leave	Orlov til sabbat
-----	----	------------------	------------------

4 - Employment incentives

4.1.2	6	Job training	Jobtræning
-------	---	--------------	------------

5 - Integration of the disabled

5.3	20	Rehabilitation	Revalidering
5.3	28	Pre - rehabilitation	Forrevalidering

6 - Direct job creation

6.2	11	Pool jobs	Puljejob
-----	----	-----------	----------

7 - Start-up incentives

7	12	Enterprise allowance (insured unemployed)	Etableringsydelse (dagpengeberettigede)
7	13	Selfemployed with enterprise allowance (social benefit)	Igangsætningsydelse (kontanthjælpsmodtagere)

8 - Out-of-work income maintenance and support

8.1.1,8.2,8.3	1	Unemployment Insurance	Ledige med arbejdsløshedsdagpenge
8.1.2	2	Social assistance (unemployment)	Kontanthjælp til ledige
8.5	25	Wage Earners Guarantee Fund	Lønmodtagernes garantifond

9 - Early retirement

9.2	23	Early retirement pay, from employment	Efterløn fra beskæftigelse
9.2	24	Early retirement pay, from unemployment	Efterløn fra ledighed
9.2	3	Transitional allowance	Overgangsydelse


Count of measures: 21

D.3 INVENTORY OF LMP MEASURES: Deutschland, 1998

Category	Measure	Name (English)	Name (National language)	
0 - General PES				
	0	5	Job placement	Arbeitsvermittlung
1 - Intensive counselling and job-search assistance				
	1	27	Independent measures	Freie Förderung = Maßnahmentypen frei wählbar
	1	28	Involvement of third parties in the placement of unemployment-assistance recipients	Beteiligung Dritter an der Vermittlung von Arbeitslosenhilfebeziehern
	1	33	Apprenticeship placement	Ausbildungsvermittlung (in berufliche Ausbildungsstellen)
	1	35	Counselling and placement assistance	Unterstützung der Beratung und Vermittlung
2 - Training				
	2.1	11	Support for vocational preparation training measures for young people	Förderung berufsvorbereitender Bildungsmaßnahmen für Jugendliche
	2.1	12	Support for further vocational training	Förderung der beruflichen Weiterbildung
	2.1	20	Subsidies towards measures included in social plans	Zuschüsse zu Sozialplanmaßnahmen
	2.1	26	Language tuition for new resettlers, persons having right of asylum and quota refugees	Deutsch-Sprachlehrgänge für Spätaussiedler, Asylberechtigte und Kontingentflüchtlinge
	2.1	31	ESF Federal programme	ESF-Bundesprogramm
	2.1	6	Measures to improve prospects of integration - training measures	Maßnahmen zur Verbesserung der Eingliederungsaussichten (Trainingsmaßnahmen)
	2.4	19	Support for vocational training for those with learning difficulties/social disadvantage	Förderung der Berufsausbildung von lernbeeinträchtigten oder sozial benachteiligten Auszubildenden
	2.4	34	Vocational training allowance	Berufsausbildungsbeihilfe
3 - Job rotation and job sharing				
4 - Employment incentives				
	4.1.1	16	Recruitment subsidy for new businesses	Einstellungszuschuss für Arbeitslose bei Neugründungen
	4.1.1	18	Integration subsidies	Eingliederungszuschüsse
	4.1.1	25	Employment assistance scheme for long-term unemployed	Beschäftigungshilfen für Langzeitarbeitslose
	4.1.1	7	Mobility allowances	Mobilitätshilfen (Förderung der Arbeitsaufnahme)
	4.1.2	17	Integration contract	Eingliederungsvertrag
	4.1.2	8	Employee allowance	Arbeitnehmerhilfe
5 - Integration of the disabled				
	5.1	23	Special incentives for the recruitment and employment of the severely disabled	Besondere Förderung der Einstellung und Beschäftigung Schwerbehinderter
	5.3	13	Vocational rehabilitation	Berufliche Eingliederung Behinderter
6 - Direct job creation				
	6.2	21	Support for job-creation measures (ABMs)	Förderung von Arbeitsbeschaffungsmaßnahmen (ABM)
	6.2	22	Support for structural adjustment measures	Förderung von Strukturanpassungsmaßnahmen
7 - Start-up incentives				
	7	9	Bridging allowance	Überbrückungsgeld
8 - Out-of-work income maintenance and support				
	8.1.1	1	Unemployment benefit	Arbeitslosengeld
	8.1.2	29	Integration assistance for new resettlers, persons having right of asylum and quota refugees	Eingliederungshilfe für Spätaussiedler, Asylberechtigte und Kontingentflüchtlinge
	8.1.2	3	Unemployment assistance	Arbeitslosenhilfe
	8.2	14	Short-time working allowance	Kurzarbeitergeld
	8.2	15	Promotion of year-round employment in construction	Förderung der ganzjährigen Beschäftigung in der Bauwirtschaft
	8.3	2	Part-time unemployment benefit	Teilarbeitslosengeld
	8.5	4	Bankruptcy compensation payment	Insolvenzgeld
9 - Early retirement				
	9.1.2	24	Support of part-time employment for older employees	Förderung der Altersteilzeitarbeit
Count of measures:		32		



D.4 INVENTORY OF LMP MEASURES: Ellada, 1998

Category	Measure	Name (English)	Name (National language)	
0 - General PES				
0	31	Counselling - Vocational guidance		
0	32	Placement by the public employment services (OAED employment agencies)	Τοποθέτηση από τις δημόσιες υπηρεσίες απασχόλησης	
1 - Intensive counselling and job-search assistance				
1	39	Integrated Intervention Program	Πρόγραμμα Ολοκληρωμένων Παρεμβάσεων	
1	40	Program "The Young in Active Life"	Πρόγραμμα "Νέοι στην Ενεργό Ζωή"	
1	43	Program "Back to work"	Πρόγραμμα "Ξανά στη Δουλειά"	
2 - Training				
2	38	ADAPT	ADAPT	
2	41	Specific Programmes for the promotion of the accession of women in the labour market	Ειδικά προγράμματα προώθησης της Ενταξης των Γυναικών στην Αγορά Εργασίας	
2.1	33	Continuous vocational training programs (Ministry of Labour - centres of vocational training)	Προγράμματα συνεχιζόμενης κατάρτισης (Υπ. Εργασίας - ΚΕΚ)	
2.1	34	Continuous vocational training programs (Ministry of Labour, Regions, Centres of vocational training)	Προγράμματα συνεχιζόμενης κατάρτισης (Υπ. Εργασίας, Περιφέρειες, ΚΕΚ)	
2.1	36	"Kapodistrias" training program	Πρόγραμμα κατάρτισης "Καποδίστριας"	
2.1	37	Marine training (Ministry of Merchant Marine)	Προγράμματα κατάρτισης Υπ. Εμπορικής Ναυτιλίας	
2.1	8	Continuous Vocational Training Programs (OAED)	Προγράμματα συνεχιζόμενης κατάρτισης (ΟΑΕΔ)	
2.3	35	Linking training to employment	Σύνδεση κατάρτισης - απασχόλησης	
2.4	6	Programs of alternating education (Apprenticeship)		
3 - Job rotation and job sharing				
3				
4 - Employment incentives				
4.1.2	9	Subsidies to Private Sector Employers for the Creation of New Jobs	Επιχορήγηση εργοδοτών του ιδιωτικού τομέα για τη δημιουργία νέων θέσεων εργασίας (ΝΘΕ)	
5 - Integration of the disabled				
5.3	1	Training Programs for People with Special Needs in three Vocational Training Centres of OAED	Προγράμματα Επαγγελματικής Κατάρτισης και Ψυχοκοινωνικής Στήριξης στα ΚΕΚ για ΑΜΕΑ του ΟΑΕΔ	
5.3	42	Combating exclusion from the labour market for the disabled-individuals with reduced mobility etc	Ένταξη στην αγορά εργασίας ΑΜΕΑ- με κιν/κά προβλήματα, των αισθητηρίων οργάνων ή νοητική	
5.3	44	Combating exclusion from the labour market for people with mentally illness.	Ένταξη και Επανεένταξη στην Αγορά Εργασίας Ατόμων με Ψυχικές Ασθένειες	
6 - Direct job creation				
6				
7 - Start-up incentives				
7	10	Promotion of self-employment for new entrepreneurs	Προώθηση της αυταπασχόλησης νέων ελεύθερων	
8 - Out-of-work income maintenance and support				
8.1.1	22	Unemployment benefit	Επίδομα ανεργίας	
8.1.2	23	Special unemployment assistance for those exceeding the unemployment benefit period	Ειδικό βοήθημα μετά τη λήξη της επιδότησης λόγω ανεργίας	
8.1.2	24	Special assistance provided after the completion of three months as a registered unemployed	Ειδικό βοήθημα μετά την τρίμηνη παραμονή στα μητρώα ανέργων	
8.1.2	27	National System of Protection from Unemployment - ESPA (Benefit for young unemployed)	Εθνικό Σύστημα Προστασίας από την Ανεργία - ΕΣΠΑ	
8.1.2	28	Special assistance for ex offenders	Ειδικό βοήθημα σε αποφυλακισμένους	
8.1.2	29	Special assistance for former political refugees and repatriated	Ειδικό βοήθημα σε παλιννοστούντες	
9 - Early retirement				
9				
Mixed measures				
4,5,7	45	Subsidy for the employment of persons from Special Social Group (New Jobs, and Young Prof/ls)	Επιδότηση της Απασχόλησης Ειδικών Κοινωνικών Ομάδων (ΝΘΕ, ΝΕΕ, Εργ/κή Διευθ/ση χώρου εργασίας)	
Count of measures:		26		

D.5 INVENTORY OF LMP MEASURES: España, 1998

Category	Measure	Name (English)	Name (National language)
<u>0 - General PES</u>			
0			
<u>1 - Intensive counselling and job-search assistance</u>			
1	28	Managing placement, vocational guidance and retraining	Gestión de la colocación, orientación y readaptación profesional
<u>2 - Training</u>			
2.1	8	National Plan for Vocational Training and Integration (Plan FIP)	Plan Nacional de Formación e Inserción Profesional (PFIP)
2.3	9	Scheme for workshop schools and youth training centres	Programa de escuelas-taller y casas de oficio (ET y CO)
<u>3 - Job rotation and job sharing</u>			
3.1	17	Temporary work to replace maternity leavers, adoption, etc.	Contrato de interinidad para sustituir a trabajadores durante descanso por maternidad, adopción y ac
<u>4 - Employment incentives</u>			
4.1	29	Support for domestic migration	Apoyo a las migraciones interiores
4.1.1	11	Open ended employment contracts for unemployed	Contratación indefinida de trabajadores desempleados.
4.1.1	12	Open ended employment contracts for unemployed aged over 45.	Contratación indefinida >45 años.
4.1.1	15	Transforming fixed term contracts into permanent contracts.	Conversión en indefinidos de contratos de duración determinada o temporales.
<u>5 - Integration of the disabled</u>			
5.1	13	Open ended employment contracts for disabled	Contratación indefinida de minusválidos
5.1	16	Temporary contracts for disabled	Contratación temporal de minusválidos
5.1	25	Integration of the disabled through self-employment	Integración Laboral del minusválido para instalarse como autónomo
5.2	3	Financial support for special employment centres.	Apoyo al Empleo en Centros Especiales de Empleo
5.3	14	Training contracts for disabled.	Contratos formativos con minusválidos.
<u>6 - Direct job creation</u>			
6.2	18	INEM-Public Administration accords	Convenios INEM-Administraciones Públicas.
6.2	19	Promotion of agricultural employment in Andalucía, Extremadura and under-developed rural areas	Fomento del empleo agrario en Andalucía, Extremadura y Zonas rurales deprimidas
<u>7 - Start-up incentives</u>			
7	20	Capitalisation of unemployment benefits	Capitalización de las prestaciones por desempleo.
7	21	Promotion of self-employment	Promoción del empleo autónomo
7	22	Financial aid for the integration of returning emigrants	Ayudas económicas para la integración laboral de los emigrantes retornados:
7	23	Promotion of employment in co-operatives	Promoción del empleo en cooperativas
7	24	Promotion of local employment initiatives.	Promoción de iniciativas locales de empleo
<u>8 - Out-of-work income maintenance and support</u>			
8.1.1	5	Contributory unemployment benefit	Prestación por desempleo total de nivel contributivo
8.1.2	6	Unemployment assistance	Subsidio por desempleo de nivel asistencial
8.1.2	7	Assistance for unemployed casual agricultural workers	Subsidio de desempleo para los Trabajadores Eventuales Agrarios
8.2	4	Partial unemployment benefits (contributory)	Prestaciones por desempleo parcial de nivel contributivo.
8.5	30	Bankruptcy compensation	Compensación por quiebra
<u>9 - Early retirement</u>			
9.1.1	26	Early retirement with substitution by another worker	Jubilación anticipada mediante sustitución por otro trabajador
9.1.2	27	Replacement contracts	Contrato de relevo
9.2.1	1	Employment Promotion Funds (Early retirement)	Fondos de Promoción de Empleo (Jubilación anticipada)
9.2.1	2	Early retirement allowance	Ayudas previas a la jubilación ordinaria.

Count of measures: 29

D.6 INVENTORY OF LMP MEASURES: France, 1998

Category	Measure	Name (English)	Name (National language)
----------	---------	----------------	--------------------------



0 - General PES

0	42	National employment agency (ANPE)	Agence nationale pour l'emploi (ANPE)
0	43	Managerial employment agency (APEC)	Association pour l'emploi de cadres (APEC)
0	44	Local centres, permanent reception, information and advisory services (PAIO)	Mission locale, permanence d'accueil et d'orientation (PAIO)

1 - Intensive counselling and job-search assistance

1	33	Retraining leave	Congé de conversion
1	37	Intermediary associations	Association intermédiaire
1	45	Retraining units	Cellule de reclassement
1	53	Personalised services of ANPE	Prestations ANPE d'accompagnement
1	54	Jobseekers workshops (ANPE)	Ateliers ANPE
1	55	Appraisal services of ANPE	Prestations ANPE d'évaluation
1	56	Support services of ANPE	Prestations ANPE d'appui
1	57	Guidance and monitoring services of AFPA	Prestations AFPA d'orientation et de suivi
1	58	Pathway to jobs (TRACE)	Trajets d'accès à l'emploi (TRACE)

2 - Training

2	17	Retraining allowance - unemployment insurance system (AFR)	Allocation de formation reclassement (AFR)
2	18	Retraining allowance - public system (AFR)	Rémunération des stagiaires (régime public)
2.1	10	Courses offered by the Association for Adult Vocational Training (AFPA)	Stages de l'Association pour la Formation Professionnelle des Adultes (AFPA)
2.1	11	Courses for specific groups (IRILL)	Stages catégoriels (IRILL)
2.1	13	Adult training courses organised by the regions	Stages de formation des adultes organisés par les Régions
2.1	15	Individual training-for-employment and integration courses (SIFE)	Stage individuel d'insertion et de formation à l'emploi (SIFE)
2.1	16	Group training-for-employment and integration courses (SIFE)	Stage collectif d'insertion et de formation à l'emploi (SIFE)
2.2	14	Courses for admission to enterprises	Stages d'accès à l'entreprise
2.2	20	FNE agreement on training and adaptation	Conventions FNE de formation ou d'adaptation
2.3	12	Courses for unemployed managerial staff	Stages de formation pour les cadres
2.3	9	Courses for young job-seekers (State + regions)	Stages jeunes demandeurs d'emploi (Etat + Régions)
2.4	22	Exemptions and subsidies for recruitment of apprentices	Exonération et prime pour l'embauche d'apprentis

3 - Job rotation and job sharing

3

4 - Employment incentives

4.1	26	Employment-initiative contract (CIE)	Contrat initiative emploi (CIE)
4.1	27	Exemption from social charges for recruitment of a first employee	Exonération de cotisations sociales pour l'embauche d'un premier salarié
4.1	28	Exemption from social charges for recruitment of the 1st to 50th employee in ZRR and ZRU areas	Exonération de cotisations sociales pour l'embauche du 1er au 50è salarié dans les zones ZRR et ZRU
4.1	29	Cooperation agreement (UNEDIC)	Convention de coopération (UNEDIC)
4.1.1	32	Degrressive temporary allowance	Allocation temporaire dégressive
4.1.2	24	Qualification contracts (Training-cum-work)	Contrat de qualification (Formation en alternance)
4.1.2	25	Orientation contracts (Training-cum-work)	Contrat d'orientation (Formation en alternance)
4.1.2	36	Economic integration enterprises	Entreprise d'insertion par l'économique
4.2	35	Supported transition to part time work	Aide au passage à temps partiel

5 - Integration of the disabled

5.1	49	Aid granted by the Association for the vocational integration of the disabled (AGEFIPH)	Aides de l'Association pour l'insertion professionnelle des handicapés (AGEFIPH)
5.2	47	Income guarantee for disabled workers (CAT)	Garantie de ressources des travailleurs handicapés (CAT)
5.2	48	Sheltered workshops for the disabled	Ateliers de travail protégé pour les handicapés

D.6 INVENTORY OF LMP MEASURES: France, 1998

Category	Measure	Name (English)	Name (National language)
6 - Direct job creation			
6.2	39	Community work contract (CES)	Contrat emploi solidarité (CES)
6.2	40	Funded-employment contract (CEC)	Contrat emploi consolidé (CEC)
6.2	41	Town employment contract	Contrat emploi de ville
6.2	46	Jobs for young people	Emplois - jeunes
7 - Start-up incentives			
7	38	Aid for the unemployed setting-up or rescuing a company	Aide aux chômeurs créateurs ou repreneurs d'entreprise
7	38bis	Consultancy cheque-book for business creation	Chèque-conseil création d'entreprise
8 - Out-of-work income maintenance and support			
8.1.1	1	Single degressive allowance (Unemployment insurance system)	Allocation unique dégressive (Régime d'assurance chômage)
8.1.2	2	Integration allowance (Solidarity system)	Allocation d'insertion (Régime de solidarité)
8.1.2	3	Specific solidarity allowance (Solidarity system)	Allocation spécifique de solidarité (Régime de solidarité)
8.2	4	Partial unemployment	Chômage partiel
9 - Early retirement			
9.1.1	8	Job-substitution allowance	Allocation de remplacement pour l'emploi
9.1.2	34	Phased early retirement	Préretraite progressive
9.2.1	6	FNE special redundancy allowance	Allocation spéciale licenciement du Fonds National de l'Emploi
Mixed measures			
1.2.2.1	19	Retraining agreements	Convention de conversion
Count of measures:		50	



D.7 INVENTORY OF LMP MEASURES: Ireland, 1998

Category	Measure	Name (English)	Name (National language)
----------	---------	----------------	--------------------------



0 - General PES

0	9	Job facilitation service
0	22	Counselling/guidance

1 - Intensive counselling and job-search assistance

1	14	Occupational guidance service
1	15	Job clubs
1	36	Local employment services

2 - Training

2.1	10	Back to education allowance (BTEA)
2.1	35	VTOS (Vocational Training Opportunities Scheme)
2.1,2.2	20	Industry training
2.1,2.2	21	Local enterprise
2.1,2.2	24	Re-integration training
2.3	25	Community training
2.4	34	Youthreach

3 - Job rotation and job sharing

4 - Employment incentives

4.1.1	4	Back to work allowance
4.1.1	5	PRSI Exemption scheme
4.1.1	7	Part-time job incentive scheme
4.1.1	31	Jobstart
4.1.2	32	Workplace

5 - Integration of the disabled

5.1	17	Workplace/equipment grants
5.1	18	Employment Support Scheme
5.3	16	ESF training

6 - Direct job creation

6.2	23	Community employment scheme
-----	----	-----------------------------

7 - Start-up incentives

7	3	Back to Work Enterprise Allowance
---	---	-----------------------------------

8 - Out-of-work income maintenance and support

8.1.1	1	Unemployment benefit
8.1.2	2	Unemployment assistance

9 - Early retirement

9.2.1	12	Pre-retirement allowance
-------	----	--------------------------

Count of measures: 25

D.8 INVENTORY OF LMP MEASURES: Italia, 1998

Category	Measure	Name (English)	Name (National language)
----------	---------	----------------	--------------------------



0 - General PES

0

1 - Intensive counselling and job-search assistance

1

2 - Training

2.1	26	Training for those seeking a first job	Formazione per persone in cerca di prima occupazione
2.1	27	Training for long-term unemployed or persons at risk of becoming long-term unemployed	Formazione per disoccupati di lunga durata o esposti a rischio di disoccupazione di lunga durata
2.1	29	Training for disadvantaged people	Formazione per persone svantaggiate
2.2	24	Training-cum-work contracts	Contratti di Formazione e lavoro
2.2	28	Training for workers at risk of unemployment	Formazione per occupati esposti a rischio di
2.4	25	Apprenticeship	Apprendistato

3 - Job rotation and job sharing

3

4 - Employment incentives

4.1	32	Reintegration of managers in SMEs	Reinserimento di dirigenti disoccupati nelle PMI
4.1.1	10	Reintegration contracts	Contratti di reinserimento
4.1.1	3	Incentives for hiring those registered in mobility lists	Incentivi per l'assunzione degli iscritti nelle liste di mobilità
4.1.1	35	Incentives for taking on employees in CIGS	Incentivi assunzione lavoratori CIGS 3 mesi
4.1.1	36	Incentives for taking on long-term unemployed	Incentivi assunzione lavoratori disoccupati 24 mesi
4.1.1	52	Total annual relief	Sgravio totale annuale
4.1.1	56	Tax relief for SMEs creating jobs in Objective 1 areas	Credito d'imposta per le assunzioni operate da PMI nelle zone ob.1
4.1.1	59	Conversion of apprenticeship contracts into permanent ones	Trasformazione in contratto a tempo indeterminato di contratto di Apprendistato
4.1.1	60	Conversion of training-cum-work contracts into permanent ones	Trasformazione in contratto a tempo indeterminato di contratto di Formazione e Lavoro
4.1.2	22	Job grants	Borse di lavoro
4.1.2	53	Vocational integration schemes	Piani di inserimento professionale
4.1.2	54	Vocational and guidance traineeships	Tirocini formativi e di orientamento
4.2	49	Realignment contracts	Contratti di riallineamento
4.2	61	Subsidy for firms located in the Mezzogiorno	Contributo in forma capitaria per unità locali operanti nel Mezzogiorno

5 - Integration of the disabled

5.1	67	Exemption from social contributions for disadvantaged workers in social cooperatives	Sgravio contributivo totale per lavoratori svantaggiati nelle cooperative sociali
-----	----	--	---

6 - Direct job creation

6.1	64	Mixed companies for placing of ex-SUW	Società miste per il collocamento di ex LSU
6.2	11	Socially useful work (SUW)	Lavori socialmente utili (LSU)

7 - Start-up incentives

7	19	Loans for one-person businesses	Prestito d'onore
7	20a	Production and work cooperatives	Cooperative di produzione e lavoro
7	3d	Capitalisation of mobility allowances for the creation of new businesses or self-employment	Capitalizzazione dell'indennità di mobilità per nuova impresa o lavoro autonomo

8 - Out-of-work income maintenance and support

8.1.1	1	Ordinary unemployment benefit	Indennità di disoccupazione ordinaria
8.1.1	3a	Mobility allowance	Indennità di mobilità
8.2	2	Wage Compensation Fund	Cassa Integrazione Guadagni

9 - Early retirement

9.2.1	16	Early retirement	Prepensionamento
-------	----	------------------	------------------

Mixed measures

3.2.4.2	8	Solidarity contracts	Contratti di solidarietà
---------	---	----------------------	--------------------------

Count of measures: 32

D.9 INVENTORY OF LMP MEASURES: Luxembourg, 1998

Category	Measure	Name (English)	Name (National language)	
----------	---------	----------------	--------------------------	---

0 - General PES

1 - Intensive counselling and job-search assistance

2 - Training

2.1	12	Retraining for workers at risk of losing their job	Rééducation professionnelle (travailleurs) MINISTERE DE L'EDUCATION NATIONALE
2.2	15	Traineeships	Contrats de stage-initiation
2.2	16	Creation of temporary jobs of general interest	Division d'auxiliaires temporaires (DAT)
2.2	17	Traineeship in a company	Stage de préparation en entreprise
2.4	18	Aids/Subsidies for apprenticeships	Aides/Primes à l'apprentissage

3 - Job rotation and job sharing

4 - Employment incentives

4	3	Aid to re-enter the labour market	Aide au réemploi
4.1	6	Aid for employing long-term and older unemployed	Aides à l'embauche de chômeurs âgés et de chômeurs de longue durée
4.1	7	Mobility allowance	Aides à la mobilité géographique
4.1	9	Income tax reduction for employing unemployed people	Bonification d'impôt pour l'embauche de chômeurs

5 - Integration of the disabled

5.1	21	Measures of professional (re)integration of disabled workers	mesures d'intégration et de réintégration professionnelles des travailleurs handicapés
5.1	22	Equipping of working places for disabled workers	Aménagement des postes de travail pour personnes handicapées
5.1	23	Reimbursement of supplementary leave for disabled workers	Prise en charge du congé supplémentaire pour travailleurs handicapés
5.3	20	Training, readaptation and reeducation measures in favour of disabled workers	Mesures de formation, de réadaptation et de rééducation professionnelles des travailleurs handicapés

6 - Direct job creation

6.1	13	Subsidies for creating socially useful jobs	Aides à la création d'emplois d'utilité socio-économique
6.2	10	Socially useful works	Mise au travail des chômeurs
6.2	2	Extraordinary works of general interest	Travaux extraordinaires d'intérêt général

7 - Start-up incentives

7	14	Subsidies for the creation of businesses by the unemployed	Aides à la création d'entreprises par les chômeurs
---	----	--	--

8 - Out-of-work income maintenance and support

8.1	5	Unemployment compensation	Indemnité chômage complet (Voir NB dans début de description)
8.2	1	Partial unemployment benefit	Indemnisation de chômage partiel
8.2	4	Compensation for unemployment due to technical reasons or bad weather in the building sector	Indemnité chômage involontaire (chômage dû aux intempéries et chômage accidentel ou technique)
8.5	8	Debt guarantee in case of employer closing down	Garantie des créances en cas de faillite de l'employeur

9 - Early retirement


9.1.2	19	Early retirement	Préretraite
-------	----	------------------	-------------

Mixed measures

1,2	11	Training for entering or re-entering the labour market	Cours d'insertion professionnelle
-----	----	--	-----------------------------------

Count of measures: 23

D.10 INVENTORY OF LMP MEASURES: Nederland, 1998


Category	Measure	Name (English)	Name (National language)	
0 - General PES				
0	39	PES - Public Employment Services	Arbvo - Arbeidsvoorziening	
1 - Intensive counselling and job-search assistance				
1				
2 - Training				
2	40	BBSW - Contribution Scheme for Sectoral Training of the Unemployed	BBSW - Bijdrageregeling Bedrijfstakgewijze Scholing Werklozen	
3 - Job rotation and job sharing				
3.1	37	Career break	Wet Financiering Loopbaanonderbreking (Finlo)	
4 - Employment incentives				
4.1.1	14	RSP - Regulation on Employment in Domestic Services	RSP - Regeling Schoonmaakdiensten Particulieren	
5 - Integration of the disabled				
5.2	6	WSW - Sheltered Employment Act	WSW - Wet Sociale Werkvoorziening	
6 - Direct job creation				
6.1	3	WI1/EWLW - Regulation on additional employment for the long-term unemployed	WI1/EWLW - Regeling Extra Werkgelegenheid Langdurig Werkzoekenden	
6.2	13	WI3 - Community work	WI3 - Melkert 3	
7 - Start-up incentives				
7				
8 - Out-of-work income maintenance and support				
8.1.1	31	WW - Unemployment Insurance	WW - Werkloosheidswet	
8.1.2	32	TW - Supplementary benefits	TW - Toeslagenwet	
8.1.2	33	Abw - National Assistance benefit	Abw - Algemene bijstandswet	
8.1.2	34	IOAW - Income Provisions for Older or partially Disabled, formerly Unemployed Persons	IOAW - Wet Inkomensvoorziening Oudere en gedeeltelijk Arbeidsongeschikte werkloze Werknemers	
8.1.2	35	IOAZ - Income Provisions for Older or Partially Disabled, Formerly Self-employed Persons	IOAZ - Wet Inkomensvoorziening Oudere en gedeeltelijk Arbeidsongeschikte gewezen Zelfstandigen	
9 - Early retirement				
9.2	36	VUT - Early retirement benefits	VUT - Vervroegde Uittreding	
Mixed measures				
2,6,1,6.2	38	WIW - Jobseekers Employment Act	WIW - Wet Inschakeling Werkzoekenden	
2.4,4.1	1	WVA - Act on Reduction of Employers' Tax and Social Security Contribution	WVA - Wet Vermindering Afdracht Loonbelasting en Premies Volksverzekeringen	
Count of measures:		15		

D.11 INVENTORY OF LMP MEASURES: Österreich, 1998

Category	Measure	Name (English)	Name (National language)
0 - General PES			
0	24	Counselling and support of employment seekers & Services to enterprises	Beratung und Betreuung von Arbeitssuchenden und Unternehmen (AMS)
1 - Intensive counselling and job-search assistance			
1	16	External labour market consultation and support	Arbeitsmarktpolitische Beratungs- und Betreuungseinrichtungen
1	28	Interview Allowance	Vorstellungsbeihilfe
2 - Training			
2	45	Community Initiative EMPLOYMENT	Gemeinschaftsinitiative EMPLOYMENT
2	46	Community Initiative ADAPT	Gemeinschaftsinitiative ADAPT
2.1	10	Training unemployment benefit for courses lasting not more than 3 months	Schulungsarbeitslosengeld ("AD/ND")
2.1	12	Aid to institutions	Förderung von Schuleinrichtungen - Geförderte Personen in Kursen
2.1	25	Further training allowance	Weiterbildungsgeld
2.1	7	Occupational mobility - course cost and course related cost	Förderung der beruflichen Mobilität -Beihilfe zur den Kurs- u. Kursnebenkosten
2.1	8	Occupational Mobility - living allowance	Förderung der beruflichen Mobilität - Beihilfe zur Deckung des Lebensunterhalts
2.1	9	Unemployment benefit after parental leave while visiting a training	Ausbildungs-ALG (nach Karenzgeldbezug)
2.2	13	Aid to enterprises	Förderung von Unternehmen - geförderte Personen in betriebl. Ausbildungsmaßnahmen
2.4	11	Promotion of apprenticeship training and vocational training	Förderung der Lehrausbildung und Berufsvorbereitung
2.4	31	Apprenticeship Foundations (NAP Safety net for the young people)	JASG Lehrlingsstiftungen
2.4	32	JASG Training courses for the young people (NAP Safety net for the young people)	JASG Berufslehrgänge
3 - Job rotation and job sharing			
3.1	26	Solidarity bonus	Solidaritätsprämie
4 - Employment incentives			
4.1	15	Integration subsidies (incl. special integration subsidies)	Eingliederungsbeihilfen (BEB, BESEB)
4.1.1	5	Promotion of regional mobility and entry into employment - travel allowance	Förderung der regionalen Mobilität und Arbeitsaufnahme - Entfernungsbeihilfe
4.1.1	6	Promotion of regional mobility and entry into employment - childcare allowance	Förderung der regionalen Mobilität und Arbeitsaufnahme - Kinderbetreuungsbeihilfe
4.2	19	Promotion of investment and restructuring	Förderung von Investitions- und Umstrukturierungsmaßnahmen
4.2	22	Reintegration aid after parental leave	Wiedereinstellungsbeihilfe nach dem Karenzurlaub
4.2	30	BONUS part of the Incentive-disincentive system for elderly workers	Bonus Malus System im Rahmen der ALV - der BONUS
5 - Integration of the disabled			
5	41	Business Start-up Programmes for the eligible disabled	Zuschüsse zur Existenzgründung für Behinderte (BSB)
5.1	34	Work Adjustment Backup System or Job Assistance for the Disabled	Arbeitsassistenz für Behinderte und sonstige Unterstützungsmaßnahmen der BSBs
5.1	37	Employment Subsidies for the eligible disabled under objectives 1 and 3 of the European Social Fund	Beschäftigungsbeihilfen für Behinderte unter ESF Ziel 1 und 3 - BSB Maßnahmen
5.1	38	Wage Cost Subsidies for the eligible disabled	Lohnkostenzuschüsse für Behinderte (durch die BSBs)
5.1	40	Subsidy to workplace equipment for the eligible disabled	Technische Arbeitshilfen für Behinderte
5.1	42	Quota surplus bonus (Übererfüllungsprämie) for the employment or the training of disabled workers	Übererfüllungs- und Ausbildungsprämien (BSB)
5.2	43	Work bonus for the use of goods produced by eligible disabled	Prämien für Werkaufträge (BSB)
5.2	44	Integration Enterprises for the eligible disabled	Integrative Betriebe (BSB)
5.3	35	Vocational Training for the Disabled	Berufliche Qualifizierung für Behinderte
5.3	39	Study and Apprenticeship Allowances for the eligible disabled	Studien- und Lehrlingsbeihilfen für Behinderte (BSB)



D.11 INVENTORY OF LMP MEASURES: Österreich, 1998

Category	Measure	Name (English)	Name (National language)	
6 - Direct job creation				
6.1	27	Childcare Institutions	Kinderbetreuungseinrichtungen	
6.2	14	Socio-economic employment companies	Sozialökonomische Beschäftigungsbetriebe (SÖB) und Gemeinnützige Beschäftigungsprojekte (GBP)	
6.2	29	Non-profit Sector Integration Subsidy	Gemeinnützige Eingliederungsbeihilfe GEB	
7 - Start-up incentives				
7	17	Business Start-up Programme	Unternehmensgründungsprogramm UGP	
8 - Out-of-work income maintenance and support				
8.1.1	1	Unemployment benefit	Arbeitslosengeld	
8.1.2	2	Unemployment assistance	Notstandshilfe	
8.1.2	36	Special Unemployment Assistance	Sondernotstandshilfe	
8.2	20	Short-time working allowance	Kurzarbeitsbeihilfe	
8.2	21	Bad weather compensation	Schlechtwetterentschädigung der BUAK	
8.5	33	Bankruptcy Compensation	Insolvenz-Ausfallsgeld (IAG)	
9 - Early retirement				
9.2.1	3	Transfer benefits to facilitate transition into retirement - Special support	Leistungen zur Erleichterung des Übertritts in die Pension - Sonderunterstützung (SUG)	
9.2.1	4	Transfer benefits to facilitate transition into retirement - Pension advances	Leistungen zur Erleichterung des Übertritts in die Pension - Pensionsbevorschussung	
Mixed measures				
2,7	18	Employment foundations	Arbeitsstiftungen gem. §18 Abs.5 / Stiftungs-ALG	
Count of measures:		45		

D.12 INVENTORY OF LMP MEASURES: Portugal, 1998

Category	Measure	Name (English)	Name (National language)
0 - General PES			
0	95	Administration and public employment service	Administração e serviço público de emprego
1 - Intensive counselling and job-search assistance			
1			
2 - Training			
2	99	PROFIJ - Training programme for the integration of youngsters (Açores)	PROFIJ - Programa Formativo de Inserção de Jovens (Açores)
2.1	14	Training grants for workers	Bolsas de formação da iniciativa do trabalhador
2.1	63	Initial training (excluding apprenticeship)	Formação inicial (excepto aprendizagem)
2.1	64	Training for unemployed	Formação para desempregados
2.1	67	Special training for disadvantaged groups	Formação especial para grupos desfavorecidos
2.2	17	Grant-aided additional training for persons who have completed vocational training measures	Apoio complementar de formação aos ex-estagiários de formação profissional
2.2	22	Practical vocational training	Estágios profissionais
2.2	78	Grant-aided additional training for those who have completed vocational training measures (Madeira)	Apoio complementar de formação aos ex-estagiários de formação profissional - FC (Madeira)
2.2	98	Placement programme (Açores)	Plano Integrado de Estágios (Açores)
2.3	20	Vocational training workshops programme	Programa Escolas-Oficinas
2.3	79	Training and professional integration of unemployed (Madeira)	Formação e inserção profissional de desempregados (Madeira)
2.3	9	Training/employment schemes for young people, specialists, managers and adults	Programas de formação para jovens quadros e adultos
2.4	7	Apprenticeship training for young people	Formação de jovens em regime de aprendizagem
3 - Job rotation and job sharing			
3			
4 - Employment incentives			
4	101	Incentives for geographical mobility	Incentivos à Mobilidade Geográfica
4	89	Social programme for occupation of temporarily unemployed (Açores)	Programa Social de Ocupação de Adultos (Açores)
4.1	54	Jobsearch assistance	Apoio a auto-colocação
4.1	62	Salary compensation	Compensação salarial
4.1	80	Local initiatives employment initiatives -ILE (Madeira)	Iniciativas locais de criação de emprego - ILE (Madeira)
4.1.1	23	Subsidies for permanent employment contracts	Apoio financeiro a contratação por tempo indeterminado
4.1.1	24	Local employment initiatives	Iniciativas locais de criação de empregos - ILE
4.1.1	29	Job creation for young people through exemptions from compulsory social security contributions	Criação de emprego de jovens por dispensa de contribuições para a Segurança Social
4.1.1	37	Exemption from social security contributions to promote recruitment of long-term unemployed	Apoio à contratação de trabalhadores desempregados de longa duração por dispensa de contribuições para a Segurança Social
5 - Integration of the disabled			
5.1	31	Reduction of social security contributions to facilitate vocational integration of disabled persons	Redução de contribuições para a integração profissional de pessoas deficientes
5.1	68	Promotion of socio-professional integration of disabled	Apoio à integração socio-profissional de pessoas deficientes
5.1	69	Self-employment for disabled	Instalação por conta própria para deficientes
5.1	91	Financial support for the socio-professional integration of disabled - Compensation to the employers	Apoios Financeiros à Integração Socio-profissional de Deficientes - Compensação aos Empregadores
5.2	33	Sheltered employment scheme	Programa sobre emprego protegido
5.3	34	Vocational preparation schemes for disabled persons	Programas de formação profissional para pessoas deficientes
5.3	84	Regional centre for professional training of disabled (Madeira)	Centro Regional de Formação Profissional de Deficientes (Madeira)



D.12 INVENTORY OF LMP MEASURES: Portugal, 1998

Category	Measure	Name (English)	Name (National language)	
6 - Direct job creation				
	6.1	97	Programme for adult integration (Açores)	Programa de Integração de Adultos (Açores)
	6.2	3	Employment scheme for persons in receipt of unemployment benefits	Programa ocupacional para subsidiados
	6.2	4	Employment scheme for unemployed persons in need	Programa ocupacional para desempregados em situação de carencia economica
	6.2	77	Occupational programme for unemployed (Madeira)	Programa ocupacional para desempregados (Madeira)
	6.2	86	Programme for temporary placement of those receiving unemployment benefit (Açores)	Programa de Colocação Temporária de Trabalhadores Subsidiados (Açores)
7 - Start-up incentives				
	7	25	Subsidies for creation of self-employed	Criação do Proprio Emprego por subsidiados
	7	27	Support for business start-ups	Apoio a criação de empresas - CACE
	7	81	Support for the creation of self-employment -ACPE (Madeira)	Apoio à criação do próprio emprego - ACPE - (Madeira)
	7	90	Local initiatives for the job creation (Açores)	Iniciativas Locais de Criação de Empregos (Açores)
8 - Out-of-work income maintenance and support				
	8.1.1	75	Unemployment protection system / Unemployment subsidy	Sistema de protecção no desemprego / Subsídio de desemprego
	8.1.2	76	Unemployment protection system / Unemployment assistance	Sistema de protecção no desemprego / Subsídio social de desemprego
	8.2	1	Short-time working or temporary suspension of employment	Suspensao ou redução temporaria da prestação de trabalho
	8.5	61	Payment of backdated earnings from bankrupt or insolvent firms	Garantia salarial
9 - Early retirement				
	9.2	44	Early retirement agreements between workers and employers	pré-reforma
	9.2.1	41	Early retirement for the elderly unemployed	Reforma antecipada - trabalhadores idosos desempregados
Mixed measures				
	2,4	96	Integration enterprises	Empresas de Inserção
	2.1,7	26	Support for entry into self-employment	Apoio a Criação do Proprio Emprego - ACPE
	2.2,7	21	Promotion of vocational training and employment to conserve the cultural heritage	Apoio a formação-emprego no ambito da Conservação do Patrimonio Cultural - CPC
Count of measures:		48		



D.13 INVENTORY OF LMP MEASURES: Suomi/Finland, 1998

Category	Measure	Name (English)	Name (National language)
0 - General PES			
0	18	Placement services (PES)	Työnvälitys
0	21	Training and Vocational Information Services (PES)	Tietopalvelu
1 - Intensive counselling and job-search assistance			
1	20	Vocational guidance (PES)	AmmatINVALINNAOHJAUS
2 - Training			
2.1	17	Support for self-motivated training for long-term unemployed persons	Omaehtoisen opiskelun tuki työttömille
2.1	24	The adult training supplement of the training and redundancy fund	Koulutus- ja erorahaston aikuiskoulutuslisä
2.1	6	Labour market training	Työvoimakoulutus
2.2	12	Employment subsidy for practical training	Harjaantuminen
2.2	15	Trainee work with labour market support	Työharjoittelu työmarkkinatuella
2.2	36	Training activities of the ESF Objective 4	ESR:n tavoite 4 ohjelman koulustustoimenpiteet
2.4	7	Promotion of apprenticeship training	Oppisopimuskoulutus työttömille
3 - Job rotation and job sharing			
3.1	16	Job rotation	Työnvuorottelu
3.2	13	Part-time pay supplement	Työllistäminen osa-aikatyöhön
4 - Employment incentives			
4.1	35	Combined subsidy	Yhdistelmätki
4.1.1	10	Employment subsidy, private companies	Työllistämistuki yrityksille
4.1.1	5	Mobility allowance	Liikkuvuusavustus
5 - Integration of the disabled			
5.2	34	Sheltered work	Suojatyö
5.3	22	Vocational rehabilitation (PES)	Ammatillinen kuntoutus työvoimapalveluna
5.3	25	Rehabilitation activities of the Social Insurance Institution	Kansaneläkejärjestelmän ammatillinen kuntoutus
5.3	26	Rehabilitation activities of the Employment Pension Scheme	Työeläkejärjestelmän ammatillinen kuntoutus
5.3	27	Rehabilitation activities of the Accident and traffic insurance	Tapaturma- ja liikennevakuutuksen ammatillinen kuntoutus
6 - Direct job creation			
6.2	8	Temporary Government employment	Valtion työtehtävät
6.2	9	Employment subsidy, municipalities	Kunnallinen työllistämistuki
7 - Start-up incentives			
7	11	Start-up grant	Yrittäjäraha
8 - Out-of-work income maintenance and support			
8.1.1	1	Earnings-related unemployment allowance	Työttömän ansiosidonnainen päiväraha
8.1.2	2	Basic unemployment allowance	Työttömän peruspäiväraha
8.1.2	4	Labour market support (passive component)	Työttömän työmarkkinatuki
8.2	30	Earnings related adjusted unemployment allowance as partial unemployment benefit	Soviteltu ansiosidonnainen päiväraha lyhennettyä työaika tekeville
8.2	32	Adjusted basic unemployment allowance or labour market support as partial unemployment benefit	Soviteltu peruspäiväraha tai työmarkkinatuki lyhennettyä työaika tekeville
8.3	31	Earnings related adjusted unemployment allowance as part-time unemployment benefit	Soviteltu ansiosidonnainen päiväraha osa-aikatyötä tekeville
8.3	33	Adjusted basic unemployment allowance or labour market support as part-time unemployment benefit	Soviteltu peruspäiväraha ja työmarkkinatuki osa-aikatyötä tekeville
8.4	23	Redundancy Payment	Eroraha
8.5	28	Pay Security	Palkkaturva
9 - Early retirement			
9.2.1	3	Unemployment pension	Työttömyyseläke

Count of measures: 33

D.14 INVENTORY OF LMP MEASURES: Sverige, 1998

Category	Measure	Name (English)	Name (National language)	
0 - General PES				
	0	19	Placement Service	Platsförmedling
	0	20	Vocational guidance service	Yrkesvägledning
1 - Intensive counselling and job-search assistance				
	1	14	Vocational rehabilitation	Arbetsmarknadsinstitut - AMI
2 - Training				
	2.1	1	Employment training within the regular education system	Reguljär arbetsmarknadsutbildning
	2.1	11	On-the-job training. Training at companies	Företagsutbildning
	2.1	2	Labour market training outside the regular system	Upphandlad arbetsmarknadsutbildning
	2.1	22	Study allowance for the unemployed	Särskilt vuxenstudiestöd till arbetslösa - SVUXA
	2.1	32	The Swedish national IT training programme (SwIT)	Nationellt program för IT-utbildning
	2.1	39	Adult Education Initiative	Kunskapslyftet
	2.1	41	Special training grant (UBS)	Särskilt utbildningsbidrag (UBS)
	2.1	6	Computer centres/activity centres	Datortek
	2.2	3	International Practice Scholarship	Interpraktikstipendier
	2.2	4	Workplace Introduction	Arbetsplatsintroduktion
	2.2	5	Work-Experience Scheme	Arbetslivsutveckling
	2.3	25	Project work	Projektarbete
	2.3	31	Development guarantee for young persons	Utvecklingsgaranti för ungdomar
	2.3	7	Municipal youth programme	Kommunala ungdomsprogrammet
3 - Job rotation and job sharing				
4 - Employment incentives				
	4.1	15	Mobility allowance	Flyttningsbidrag
	4.1	33	Individual Hiring Support	Anställningsstöd
5 - Integration of the disabled				
	5.1	12	Wage subsidies	Lönebidrag
	5.1	38	Supported Employment Programme	Särskilt introduktionsstöd för handikappade (SIUS)
	5.1	40	Workplace adjustment grants	Bidrag till arbetshjälpmiddel, arbetsbiträde, näringshjälp och reskostnader
	5.2	13	Public sheltered employment	Offentligt skyddat arbete - OSA
	5.2	21	Samhall	Samhall
6 - Direct job creation				
	6.2	10	Temporary public employment for older unemployed	Offentligt tillfälligt arbete - OTA
	6.2	8	Resource work	Resursarbete
7 - Start-up incentives				
	7	9	Start-up grants	Starta-eget-bidrag
8 - Out-of-work income maintenance and support				
	8.1.1	16	Unemployment insurance	Arbetslöshetsförsäkring
	8.5	30	Wage guarantee	Lönegaranti
9 - Early retirement				
	9.1	34	Change of generations	Generationsväxling
	9.2	29	Occasional resignation compensation	Tillfällig avgångsersättning
Count of measures:		30		



D.15 INVENTORY OF LMP MEASURES: United Kingdom, 1998

Category	Measure	Name (English)	Name (National language)
----------	---------	----------------	--------------------------



0 - General PES

0	9	Job Placing - Employment Service placing and advisory functions
---	---	---

1 - Intensive counselling and job-search assistance

1	14	Travel to Interview Scheme
1	16	Work Trials
1	20	Jobfinder/Jobfinder Plus
1	22	Programme Centres (plus other jobsearch provision: Jobclub, Jobplan)
1	23	PACTS - Placing Assessment and Counselling Teams
1	8	Jobseeker's Allowance (JSA) - Interviews

2 - Training

2.3	4	Work Based Learning for Adults - WBLA
2.4	5	Work-based Training for Young People

3 - Job rotation and job sharing

4 - Employment incentives

4.1	29	Jobfinder's Grant
-----	----	-------------------

5 - Integration of the disabled

5.1	31	Access to Work
5.1	32	Job Introduction Scheme (JIS)
5.1,5.2	33	Supported Employment (including Remploy)
5.3	24	Employment Rehabilitation (Work Preparation)

6 - Direct job creation

7 - Start-up incentives

7	36	Youth Enterprise Initiative (YEI)
---	----	-----------------------------------

8 - Out-of-work income maintenance and support

8.1	3	Jobseeker's Allowance (JSA): payments
-----	---	---------------------------------------

9 - Early retirement

Mixed measures

1,2.1,	2	New Deal for 25 years old and over
4.1.2		
1,4.1	11	New Deal for Lone Parents (NDLP)
1,4.1	34	Project Work Pilots
1,5.3	12	New Deal for Disabled People
2.1,1,	1	New Deal for 18-24
4.1.2		
2.2,1,	35	Employment Zones
6.2		

Count of measures: 22

D.16 INVENTORY OF LMP MEASURES: Norway, 1998

Category	Measure	Name (English)	Name (National language)	
----------	---------	----------------	--------------------------	---

0 - General PES

0	2	Job placement services	Formidlings-/rekrutteringsaktiviteten
0	3	Vocational guidance	Yrkesveiledning (Virksomhetsrapporten).

1 - Intensive counselling and job-search assistance

1	4	Job clubs	Jobbklubber
---	---	-----------	-------------

2 - Training

2.1	7	Labour Market Training	AMO
2.2	8	Traineeship/sponsorship scheme	Praksispl. / fadderpl
2.2	9	In-house training	BIO
2.4	10	Apprentices in government agencies	Lærlinger i statlige etater

3 - Job rotation and job sharing

3.1	12	Temporary substitute places	Vikarplasser
-----	----	-----------------------------	--------------

4 - Employment incentives

4.1	5	Mobility promoting grants	*Mobilitetsfremmede stønader.*
4.1.1	6	Wage subsidies to employers	Lønnstilskudd til arbeidsgivere + lønnstilskudd YH

5 - Integration of the disabled

5.1	13	In-house rehabilitation	BIA
5.1	18	Integration subsidies	Integreringstilskudd
5.1	19	Supported employment	
5.1	23	Firms with a clarifying purpose	AMB fase1
5.2	15	Preparatory job training	AFT- Arbeidsforberedende trening
5.2	20	Sheltered workshops	AMB fase3
5.2	24	Firms with a rehabilitation purpose	AMB fase2
5.3	14	Public sector employment for the occupationally disabled	Syssettingilt. i off. virksomhet.
5.3	16	Job training groups	ATG - Arbeidstreningsgrupper
5.3	21	Practice in ordinary places of work	YHHO
5.3	22	Education in ordinary school	YHSK.

6 - Direct job creation

6.2	11	Public Temporary Employment (KAJA)	KAJA
-----	----	------------------------------------	------

7 - Start-up incentives

7	25	Start your own business	
---	----	-------------------------	--

8 - Out-of-work income maintenance and support

8.1.1,8.5	1	Unemployment benefits	
8.1.2	17	Special rehabilitation measure	SPA

9 - Early retirement


Count of measures: 25

E EXTERNAL DATA

E.1 GDP & currency exchange rates, 1998

E.1.1 GDP


Ecus (Mrd), Current market prices

 eurostat	B	DK	D	EL	E	F	IRL	I	L	NL	A	P	FIN	S	UK	NO
GDP	223.6	155.2	1,921.9	108.5	523.6	1,293.1	77.1	1,063.8	16.4	351.6	188.7	99.0	115.5	212.0	1,259.0	131.0

Source: Eurostat, NewCronos. Data extracted on 31 October 2000.

E.1.2 Exchange rates

National currency units per ecu


 eurostat	B	DK	D	EL	E	F	IRL	I	L	NL	A	P	FIN	S	UK	NO
Exchange rate	40.6	7.5	2.0	330.7	167.2	6.6	0.8	1,943.7	40.6	2.2	13.9	201.7	6.0	8.9	0.7	8.5

Source: Eurostat, NewCronos

E.2 Numbers of unemployed persons, 1998

E.2.1 Registered unemployed


Annual average (1000s)

 eurostat	B	DK	D	EL	E	F	IRL	I	L	NL	A	P	FIN	S	UK	NO
Registered unemployed	541.0	179.6	2,896.8		1,890.3	2,976.8	227.1		5.5	286.5	237.8	400.7	372.4	285.5	1,362.3	

Source: Eurostat, NewCronos; FIN, S national sources

E.2.2 LFS unemployed

Annual average (1000s)

 eurostat	B	DK	D	EL	E	F	IRL	I	L	NL	A	P	FIN	S	UK	NO
LFS unemployed	396.0	140.0	3,776.0	473.0	3,054.0	3,098.0	126.0	2,767.0	5.0	301.0	208.0	230.0	325.0	383.0	1,762.0	86.0

Source: Eurostat, NewCronos

F REFERENCE INFORMATION

F.1 Methodological information

1. Scope

The scope of the LMP database is defined as including all labour market measures which can be described as: *Public interventions in the labour market aimed at reaching its efficient functioning and to correct disequilibria and which can be distinguished from other general employment policy measures in that they act selectively to favour particular groups in the labour market.*

Public interventions refer to measures taken by general government in this respect which involve expenditure, either in the form of actual disbursements or of foregone revenue (reductions in taxes, social contributions or other charges normally payable). General government should be understood as including central government, state/regional government, local government and the social security funds. (See the LMP Methodology for detailed definitions.)

The scope of the database is also limited to labour market measures which are explicitly targeted in some way at groups of people with difficulties in the labour market - referred to here as target groups (i.e. it therefore excludes more general employment policies). In broad terms this covers people who are unemployed, people in employment but in risk of involuntary job-loss, and inactive persons who are currently not part of the labour force (in the sense that they are not employed or unemployed according to the ILO definitions¹) but who would like to enter the labour market and are disadvantaged in some way. (See the LMP Methodology for detailed definitions.)

Measures which act in the labour market but which are not targeted at disadvantaged groups are considered as general employment measures and should not be included in this data collection.

2 Coverage

The database aims to cover information on the whole territory of each country.

Data in this publication refer to 1998 unless otherwise specified by footnotes.

3. Statistical unit

The statistical unit in the LMP data collection is the labour market measure. The LMP questionnaire then requests information for a number of variables, both quantitative and qualitative, which apply to and describe the statistical unit so defined.

4. Classification of measures

Measures are classified in two ways - by type of action (e.g. placement services or employment incentives) and by type of expenditure (e.g. transfers to individual or transfers to employers).

4.1 Classification by type of action

The type of action refers to the way in which a measure acts to achieve its objectives. The classification scheme identifies one base category of general services and nine broad categories of LMP measures, most with two or more sub-categories (see table F.3). Brief definition of each category are given below. (See the LMI methodology for further details and for conventions relating to each category.)

A measure incorporating actions from more than one category is known as a mixed measure.

Throughout this publication the term category (*or categories*) refers to categories of the classification by type of action (except paragraph 4.2 below which define the classification by type of expenditure).

Categories of the classification by type of action:

- 0 - General PES: *Services of the public employment services which facilitate the job-search process and which are generally available to all jobseekers.*
- 1 - Intensive counselling and job-search assistance: *Programmes which assist the job search process through intensive, individualised counselling and which are targeted to persons registered as unemployed job seekers experiencing special difficulties in getting a job, or other groups with difficult access to the labour market.*
- 2 - Training: *Programmes which aim to improve the employability of the unemployed and other target groups through training, and which are financed by public bodies. Measures included here should include some evidence of classroom teaching, or if in the workplace, supervision specifically for the purpose of instruction.*
- 3 - Job rotation and job sharing: *Programmes that facilitate the insertion of an unemployed person or a person from another target group into a work placement by substituting hours worked by an existing employee.*
- 4 - Employment incentives: *Programmes which facilitate the recruitment of unemployed persons and other target groups, or help to ensure the continued employment of persons at risk of involuntary job loss. The majority of the labour cost is normally covered by the employer.*

¹ The ILO definition of 'unemployed' refers to persons who, during the reference period, were:

(a) *without work*, i.e. were not in paid employment or self-employment;

(b) *currently available for work*, i.e. were available for paid employment or self-employment during the reference period;

(c) *seeking work*, i.e. had taken specific steps in a specified recent period to seek paid employment or self-employment.

- 5 - Integration of the disabled: *Programmes that aim to promote integration of disabled persons into the labour market.*
- 6 - Direct job creation: *Programmes that create additional jobs, usually of community benefit or socially useful, in order to find employment for the long-term unemployed or persons otherwise difficult to place. The majority of the labour cost is normally covered by the public finance.*
- 7 - Start-up incentives: *Programmes that promote entrepreneurship by encouraging the unemployed and target groups to start their own business or to become self-employed.*
- 8 - Out-of-work income maintenance: *Programmes which aim to compensate individuals for loss of wage or salary through the provision of cash benefits when:*
- a person is capable of working and available for work but is unable to find suitable employment.
 - a person is on lay-off or enforced short-time work or is otherwise temporarily idle for economic or other reasons (including seasonal effects).
 - a person has lost his/her job due to restructuring or similar (redundancy compensation)."
- 9 - Early retirement: *Programmes which facilitate the full or partial early retirement of older workers who are assumed to have little chance of finding a job or whose retirement facilitates the placement of an unemployed person or a person from another target group.*

4.2 Classification by type of expenditure

The type of expenditure refers to the ways in which public funds are issued in order to benefit target groups. The classification scheme (see table F.4) is based firstly upon who is the direct recipient of the public money and then the type of expenditure involved (cash payment or foregone revenue) and the way it is disbursed (periodic or lump-sum payment). The direct recipient of public expenditure may be the individual beneficiaries, their employers, or service providers that produce goods and services provided as benefits in kind (e.g. training). Many measures utilise more than one type of expenditure.

Categories of the classification by type of expenditure:

- 1 - Transfers to individuals: *public expenditure transferred directly to individuals and which are paid in cash or through a reduction in obligatory levies.*
- 2 - Transfers to employers: *public expenditure transferred directly to employers and which are paid in cash or through a reduction in obligatory levies.*
- 3 - Transfers to service providers: *public expenditure transferred directly to producers of goods and services that are provided to individuals or to employers as benefits in kind.*

Sub-categories of the classification by type of expenditure:

- 1 - Periodic cash payments: *cash payments issued at regular intervals, such as each week, month or quarter.*
- 2 - Lump sum payments: *cash payments issued on a single occasion or in the form of a lump sum.*
- 3 - Reimbursements: *payments that reimburse the recipient in whole or in part for certified expenditure on specified goods and services.*
- 4 - Reductions in social contributions: *full or partial exemptions to obligatory social contributions.*
- 5 - Reductions in taxes: *full or partial exemptions to taxes or other obligatory levies other than social contributions.*

5. Expenditure

Item 18 of the LMP questionnaire relates to public expenditure on LMP measures. The expenditure to be reported is defined as being "...the value of all benefits provided to individuals or organisations in the form of cash, reimbursements, directly provided goods and services, and revenue foregone through reductions in obligatory levies. The administrative costs associated with the measure should not be included."

Data are reported as a total (18.1) and then broken down by the three main types of expenditure following the classification by type of expenditure - Transfers to individuals (18.2), Transfers to employers (18.3) and Transfers to service providers (18.4). Items 18.2 and 18.3 are further broken down by the 5 detailed types of expenditure (see paragraph 4.2 above).

6. Participants

The LMP collects information on public interventions (measures) in favour of persons disadvantaged in the labour market. Three variables are requested in order to evaluate the numbers of participants in these measures: stock, entrants and exits (respectively items 19, 20 and 21 in the questionnaire).

19. Stock refers to *the number of participants in a measure at a given moment.* The methodology specifies that an annual average stock should be calculated on the basis of monthly or weekly observations. As far as is known, any figures derived using less frequent observations are identified by footnotes. Stock figures reflect the amount of time that each participant spends in the measure during the year. A person that participates twice in a given measure, each time for 3 months, gives exactly the same weight to the stock figure as a person who participates once for six months - $(3+3)/12 = 6/12 = 0.5$.

20. Entrants refers to *the number of participants joining the measure during the year (inflow).* Persons already in the measure from the previous year are not included.

The measurement includes all new starts so that a given individual may be counted more than once if they join, leave and then rejoin a measure during the year. As far as is known, any observations not derived in this way are identified by footnotes.

21. Exits refers to *the number of participants leaving the measure during the year (outflow)*. This includes completed participations and drop-outs - i.e. persons leaving a measure before completion, including those who leave early for positive reasons (i.e. because they have found work or have returned to education). As

with entrants, the observation refers to participations and not individuals so that any given individual may be counted more than once. As far as is known, any observations not conforming to this definition are identified by footnotes.

The LMP questionnaire also requests breakdowns of participants using the following variables: 22 Sex; 23 Age; 24 Duration of unemployment; 25 Previous employment status of entrants; 26 Completions and drop-outs; 27 Destination of exits. (See the LMP Methodology for detailed definitions.)

F.2 LMP questionnaire



Qualitative items

1	Measure number	12.3	State/regional government budget
2	Measure name	12.4	Local government budget
2.1	English	12.5	Social security funds
2.2	National language	12.6	European Social Fund (ESF)
3	Description	12.7	Other
3.1	English	12.8	Clarification
3.2	National language	13	Objectives
4	Type of action	14	Eligibility
4.1	Class	15	Responsible institution
4.2	Measure components	15.1	Central government
4.2.1	Class	15.2	State/regional government
4.2.2	Name	15.3	Local government
5	Type of expenditure	15.4	Social security funds
5.1	Transfers to individuals	15.5	Trade union or similar
5.1.1	Periodic cash payments	15.6	Public employment services
5.1.2	Lump-sum payments	16	Legal basis
5.1.3	Reimbursements	17	Implementation of measure
5.1.4	Reduced social contributions	17.1	Year started
5.1.5	Reduced taxes	17.2	Year ended
5.2	Transfers to employers	17.3	Full-scale/pilot
5.2.1	Periodic cash payments	Expenditure	
5.2.2	Lump-sum payments	18	Expenditure
5.2.3	Reimbursements	18.1	Total
5.2.4	Reduced social contributions	18.2	Transfers to individuals
5.2.5	Reduced taxes	18.2.1	Periodic cash payments
5.3	Transfers to service providers	18.2.2	Lump-sum payments
5.4	Clarification	18.2.3	Reimbursements
6	Target groups	18.2.4	Reduced social contributions
6.1	Unemployed	18.2.5	Reduced taxes
6.1.1	LTU	18.3	Transfers to employers
6.1.2	Alternative definition	18.3.1	Periodic cash payments
6.2	Employed at risk	18.3.2	Lump-sum payments
6.3	Inactive	18.3.3	Reimbursements
6.4	Registered jobseekers	18.3.4	Reduced social contributions
7	Detailed target groups	18.3.5	Reduced taxes
7.1	Youth	18.4	Transfers to service providers
7.2	Older	Participants	
7.3	Disabled	19	Stock
7.4	Immigrants/ethnic minorities	20	Entrants
7.5	Re-entrants/lone parents	21	Exits
7.6	Public priorities and Other	Breakdown of participants	
7.7	Clarification	22	Sex
8	Unemployment registration	23	Age
8.1	Condition for participation	24	Duration of unemployment
8.2	Registration continued	25	Previous employment status of entrants
9	Receipt of other cash benefits	25.1	Unemployed
9.1	Unemployment benefit	25.1.1	Registered
9.2	Other LMP benefit	25.2	Employed
9.3	Other benefit	25.3	Inactive
9.4	Clarification	26	Completions and drop-outs
10	Planned duration	26.1	Completions
10.1	Typical	26.2	Drop-outs
10.2	Maximum	27	Destination of exits
10.3	Clarification	27.1	Employment
11	Area of application	27.2	Unemployment
11.1	National	27.3	Other measure
11.2	Regional	27.4	Inactivity
11.3	Other	Duration	
11.4	Clarification	28	Average duration of participation
12	Source of finance	Volume	
12.1	Ear-marked taxes	29	Volume
12.2	Central government budget		

F.3 Classification by type of action




Category	Name
0	General PES
1	Intensive counselling and job-search assistance
2	Training
2.1	Institutional training
2.2	Workplace training
2.3	Integrated training
2.4	Special support for apprenticeship
3	Job rotation and job sharing
3.1	Job rotation
3.2	Job sharing
4	Employment incentives
4.1	Recruitment incentives
4.1.1	Permanent
4.1.2	Temporary
4.2	Employment maintenance incentives
5	Integration of the disabled
5.1	Regular employment
5.2	Sheltered employment
5.3	Other rehabilitation and training
6	Direct job creation
6.1	Permanent
6.2	Temporary
7	Start-up incentives
8	Out-of-work income maintenance and support
8.1	Full unemployment benefits
8.1.1	Unemployment insurance
8.1.2	Unemployment assistance
8.2	Partial unemployment benefits
8.3	Part-time unemployment benefits
8.4	Redundancy compensation
8.5	Bankruptcy compensation
9	Early retirement
9.1	Conditional
9.1.1	Full
9.1.2	Partial
9.2	Unconditional
9.2.1	Full
9.2.2	Partial
X	Not classified

F.4 Classification by type of expenditure




Category	Name
1	Total
2	Transfers to individuals
2.1	Periodic cash payments
2.2	Lump-sum payments
2.3	Reimbursements
2.4	Reductions in social contributions
2.5	Reductions in taxes
3	Transfers to employers
3.1	Periodic cash payments
3.2	Lump-sum payments
3.3	Reimbursements
3.4	Reductions in social contributions
3.5	Reductions in taxes
4	Transfers to service providers

F.5 Abbreviations by country

Country/Abbreviation	Meaning	
Belgique/België		
ALE	Agence locale pour l'emploi	
CFI	Communauté flamande	
CPAS	Centre public d'aide sociale	
FBI	Fonds budgétaire interdépartemental	
Fed	Fédéral	
FOREM	Office communautaire et régional de la formation professionnelle et de l'emploi pour la Région wallonne	
IBFFP	Institut bruxellois francophone pour la formation professionnelle	
MRE	Missions régionales pour l'emploi	
ONEM	Office national de l'emploi	
ORBEM	Office régional bruxellois de l'emploi	
RB	Ministère de la Région Bruxelles-capitale	
RW	Région wallonne	
VDAB	Vlaamse Dienst voor Arbeid en Beroepsopleiding	
Danmark		
EØS	European Area of Economic Corporation, which consists of the EU, Norway, Iceland and Liechtenstein.	
VERPS	Voluntary early retirement pay scheme	
Deutschland		
AbH	Ausbildungsbegleitende Hilfen	
ABM	Arbeitsbeschaffungsmaßnahmen	
AQJ	Arbeit und Qualifizierung für Jugendliche	
BA	Bundesanstalt für Arbeit	
BaE	Berufsausbildung in außerbetrieblichen Einrichtungen	
ESF	Europäischer Sozialfonds	
Quali-ABM	Qualifizierungs-Arbeitsbeschaffungsmaßnahmen	
SGB	Sozialgesetzbuch	
Ellada		
ESPA		
KESEN	Training Centres for Merchant Marine Cadres	
KPA	Employment Promotion Centres	
OAED	Greek Manpower Employment Organisation (ΟΡΓΑΝΙΣΜΟΣ ΑΠΑΣΧΟΛΗΣΗΣ ΕΡΓΑΤΙΚΟΥ ΔΥΝΑΜΙΚΟΥ)	
España		
ET y CO	Programa de escuelas-taller y casas de oficio	
FORCEM	Fundacion para la Formacion Continua	
FPO	Formacion Profesional Ocupacional	
INEM	Instituto Nacional de Empleo	
MTAS	Ministerio de Trabajo y Asuntos Sociales	
PFIP	Plan Nacional de Formacion e Insercion Profesional	
REASS	Régimen Especial Agrario de la Seguridad Social	
France		
ACA	Allocation aux chômeurs âgés	
AFPA	Association pour la formation professionnelle des adultes	
AFR	Allocation de formation reclassement	
AGEFIPH	Association pour la gestion de l'emploi, la formation et l'insertion professionnelle des personnes handicapées	
ANPE	Agence nationale pour l'emploi	
APEC	Association pour l'emploi de cadres	
AP	Ateliers de travail protégé (pour handicapés)	
API	Allocation de parent isolé	

F.5 Abbreviations by country


Country/Abbreviation	Meaning	
France (continued)		
AS	Allocation spéciale	
ASS	Allocation spécifique de solidarité	
AUD	Allocation unique dégressive	
BEP	Brevet d'études professionnelles (diplôme > CAP)	
CAP	Certificat d'aptitudes professionnelles (1er niveau de diplôme professionnel)	
CAT	Centre d'aide par le travail (pour handicapés)	
CEC	Contrat emploi consolidé	
CES	Contrat emploi solidarité	
CLD	Chômeurs de longue durée	
CNASEA	Centre national pour l'aménagement des structures agricoles (organisme payeur)	
EDEN	Encouragement au développement d'entreprises nouvelles	
FNE	Fonds national de l'emploi	
FFPPS	Fonds de la formation professionnelle et de la promotion sociale	
GRTH	Garantie de ressources des travailleurs handicapés	
IRILL	Insertion, réinsertion et lutte contre l'illettrisme	
PAIO	Permanence d'accueil, d'information et d'orientation	
RMI	Revenu minimum d'insertion	
SAE	Stage d'accès à l'entreprise	
SIFE	Stage d'insertion et de formation à l'emploi	
SMIC	Salaire minimum interprofessionnel de croissance	
TRACE	Trajet d'accès à l'emploi	
UNEDIC	Union Nationale interprofessionnelle pour l'emploi dans l'industrie et le commerce	
ZRR	Zones de revitalisation rurale	
ZRU	Zones de redynamisation urbaine	
Ireland		
ABA	Area based allowance	
BTEA	Back to education allowance	
ESS	Employment Support Scheme	
FAS	An Foras Aiseanna Saothair (The training and employment authority)	
IDA	Industrial Development Agency	
JTS	Job Training Scheme	
NCVA	National Council for Vocational Awards	
NRB	National Rehabilitation Board	
PESP	Programme for Economic and Social Progress	
PRSI	Pay Related Social Insurance	
SST	Specific Skills Training	
UA	Unemployment assistance	
UB	Unemployment benefit	
VECs	Vocational Education Committees	
VTOS	Vocational training opportunities scheme	
Italia		
CIGS	Cassa Integrazione Guadagni Straordinaria	
CFL	Contratti di Formazione e lavoro	
CCNL	Contratto Collettivo Nazionale di Lavoro	
INPS	Istituto Nazionale di Previdenza Sociale	
LSU	Lavori socialmente utili	
PMI	Piccole e Medie Imprese	
Luxembourg		
ADEM	Administration de l'Emploi	
DAT	Division d'auxiliaires temporaires	
FE	Fonds pour l'emploi	
MTE	Ministère du Travail et de l'Emploi	
STH	Service des travailleurs handicapés de l'Administration de l'Emploi	

F.5 Abbreviations by country



Country/Abbreviation	Meaning
Nederland	
AAW	General disability pensions act
ABW	Algemene bijstandswet
EWLW	Extra Werkgelegenheid Langdurig Werkzoekenden
FINLO	Wet Financiering Loopbaanonderbreking
IOAW	Wet Inkomensvoorziening Oudere en gedeeltelijk Arbeidsongeschikte werkloze Werknemers
IOAZ	Wet Inkomensvoorziening Oudere en gedeeltelijk Arbeidsongeschikte gewezen Zelfstandigen
RSP	Regeling Schoonmaakdiensten Particulieren
TW	Toeslagenwet
VLW	Afdachtsvermindering Langdurig Werklozen
VO	Afdachtsvermindering Onderwijs
VUT	Vervroegde Uittreding
WAO	Wet op de Arbeidsongeschiktheidsverzekering
WAJONG	Wet op de Arbeidsongeschiktheidsvoorziening Jonggehandicapten
WAZ	Wet Arbeidsongeschiktheidsverzekering Zelfstandigen
W13	Melkert 3
WIW	Wet Inschakeling Werkzoekenden
WSW	Wet Sociale Werkvoorziening
WVA	Wet Vermindering Afdracht Loonbelasting en Premies Volksverzekeringen
WW	Werkloosheidswet
ZW	Ziektewet
Österreich	
AD/ND	Schulungsarbeitslosengeld/Schulungsnotstandshilfe
ALG	Arbeitslosengeld
ALV	Arbeitslosenversicherung
AMS	Arbeitsmarktservice
ATF	Ausgleichstaxfonds
AVRAG	Arbeitsvertragsrechts-Anpassungsgesetz
BEB	Betriebliche Eingliederungsbeihilfe
BESEB	Besondere Eingliederungsbeihilfe
BMAGS	Bundesministerium für Arbeit, Gesundheit und Soziales
BUAK	Bauarbeiter-Urlaubs- und -Abfertigungskasse
BSB	Bundesamt für Sozial- und Behindertenwesen
ESF	Europäischer Sozialfonds
GBP	Gemeinnützige Beschäftigungsprojekte
GEB	Gemeinnützige Eingliederungsbeihilfe
HVG	Heeresversorgungsgesetz
IAG	Insolvenz-Ausfallsgeld
IESG	Insolvenz-Entgeltsicherungsgesetz
JASG	Jugendausbildungs-Sicherungsgesetz
KUG	Karenzurlaubsgeld
KOVG	Kriegsopferversorgungsgesetz
SÖB	Sozialökonomische Beschäftigungsbetriebe
SUG	Sonderunterstützung
UGP	Unternehmensgründungsprogramm
Portugal	
ACPE	Apoio a Criação de Proprio Emprego
CACE	Apoio a criação de empresas
CPC	Conservação do Património Cultural
FC	Formação complementar
IEFP	Instituto de Emprego e Formação Profissional
ILE	Iniciativas locais de criação de emprego
PROFIJ	Programa Formativo de inserção de Jovens
UNIVA	Unidades de inserção na vida activa

F.5 Abbreviations by country

Country/Abbreviation	Meaning
	
Suomi/Finland	
LMS	Labour market support
PES	Placement services
SII	Social Insurance Institution
SMEs	Small & medium sized enterprises
Sverige	
AMI	Arbetsmarknadsinstitut (Vocational rehabilitation)
API	Arbetsplatsintroduktion (Workplace Introduction)
CSN	Swedish National Board of Student Aid
IT	(Information technology)
KAS	(cash labour market assistance)
OSA	Offentligt skyddat arbete
OTA	Offentligt tillfälligt arbete (Temporary public employment for older unemployed)
SIUS	Särskilt introduktionsstöd för handikappade (Supported Employment Programme)
SVUXA	Särskilt vuxenstudiestöd till arbetslösa (Study allowance for the unemployed)
SwIT	Nationellt program för IT-utbildning (the Swedish national IT training programme)
UBS	Särskilt utbildningsbidrag (Special training grant)
United Kingdom	
AtW	Access to Work
DfEE	Department for Education and Employment
DEAs	Disability Employment Advisers
DSS	Department of Social Security
ESJs	Employment Service Jobcentres
JIS	Job Introduction Scheme
JSA	Jobseekers allowance
LECs	Local Enterprise Companies
NDDP	New Deal for Disabled People
NDLP	New Deal for Lone Parents
NVQs	National Vocational Qualifications
PACTS	Placing Assessment and Counselling Teams
PYBT	Prince's Youth Business Trust
TECs	Training and Enterprise Councils
TfW	Training for Work
WBLA	Work Based Learning for Adults
YEI	Youth Enterprise Initiative
Norway	
AFT	Arbeidsforberedende trening (Preparatory job training)
AMB fase 1	Arbeidsmarkedsbedrifter (Firms with a clarifying purpose)
AMB fase 2	Arbeidsmarkedsbedrifter (Firms with a rehabilitation purpose)
AMB fase 3	Arbeidsmarkedsbedrifter (Sheltered workshops)
AMO	Arbeidsmarkedsopplæring (Labour Market Training)
ATG	Arbeidstreningssgrupper (Job training groups)
BIA	Arbeid med bistand (In-house rehabilitation)
BIO	Bedriftsintern opplæring (In-house training)
KAJA	Kompetanse, arbeidstrening og jobbskaping for arbeidsledige (Public Temporary Employment)
PEOD	Public sector employment for occupationally disabled
SPA	Spesielle atferingstiltak (Special rehabilitation measure)
YHHO	Yrkeshemmede i hospitering (Practice in ordinary places of work)
YHSH	Yrkeshemmede i skoletiltak (Education in ordinary school)

European Commission

European Social Statistics — Labour Market Policy — Expenditure and participants

Luxembourg: Office for Official Publications of the European Communities

2001 — 127 p. — 21 x 29.7 cm

Theme 3: Population and social conditions

Collection: Detailed tables

ISBN 92-894-1014-0

Price (excluding VAT) in Luxembourg: EUR 17.50

..... Eurostat Data Shops

BELGIQUE/BELGIË

Eurostat Data Shop
Bruxelles/Brussel
Planistat Belgique
Rue du Commerce 124
Handelsstraat 124
B-1000 Bruxelles/Brussel
Tél. (32-2) 234 67 50
Fax (32-2) 234 67 51
E-mail: datashop@planistat.be

DANMARK

DANMARKS STATISTIK
Bibliotek og Information
Eurostat Data Shop
Sejrøgade 11
DK-2100 København Ø
Tlf. (45) 39 17 30 30
Fax (45) 39 17 30 03
E-mail: bib@dst.dk

DEUTSCHLAND

Statistisches Bundesamt
Eurostat Data Shop Berlin
Otto-Braun-Straße 70-72
(Eingang: Karl-Marx-Allee)
D-10178 Berlin
Tel. (49) 1888-644 94 27/28
Fax (49) 1888-644 94 30
E-Mail:
datashop@statistik-bund.de

ESPAÑA

INE
Eurostat Data Shop
Paseo de la Castellana, 183
Oficina 009
Entrada por Estébanez
Calderón
E-28046 Madrid
Tel. (34) 91 583 91 67
Fax (34) 91 579 71 20
E-mail:
datashop.eurostat@ine.es
Member of the MIDAS Net

FRANCE

INSEE Info service
Eurostat Data Shop
195, rue de Bercy
Tour Gamma A
F-75582 Paris Cedex 12
Tél. (33) 1 53 17 88 44
Fax (33) 1 53 17 88 22
E-mail: datashop@insee.fr
Member of the MIDAS Net

ITALIA - ROMA

ISTAT
Centro di informazione
statistica — Sede di Roma
Eurostat Data Shop
Via Cesare Balbo, 11a
I-00184 Roma
Tel. (39) 06 46 73 31 02/06
Fax (39) 06 46 73 31 01/07
E-mail: dipdiff@istat.it
Member of the MIDAS Net

ITALIA - MILANO

ISTAT
Ufficio regionale per la
Lombardia
Eurostat Data Shop
Via Fieno, 3
I-20123 Milano
Tel. (39) 02 80 61 32 460
Fax (39) 02 80 61 32 304
E-mail: mileuro@tin.it
Member of the MIDAS Net

LUXEMBOURG

Eurostat Data Shop Luxembourg
BP 453
L-2014 Luxembourg
4, rue Alphonse Weicker
L-2721 Luxembourg
Tél. (352) 43 35-2251
Fax (352) 43 35-2221
E-mail:
dslux@eurostat.datashop.lu
Member of the MIDAS Net

NEDERLAND

STATISTICS NETHERLANDS
Eurostat Data Shop — Voorburg
Postbus 4000
2270 JM Voorburg
Nederland
Tel. (31-70) 337 49 00
Fax (31-70) 337 59 84
E-mail: datashop@cbs.nl

PORTUGAL

Eurostat Data Shop Lisboa
INE/Serviço de Difusão
Av. António José de Almeida, 2
P-1000-043 Lisboa
Tel. (351) 21 842 61 00
Fax (351) 21 842 63 64
E-mail: data.shop@ine.pt

SUOMI/FINLAND

STATISTICS FINLAND
Eurostat DataShop Helsinki
Tilastokirjasto
PL 2B
FIN-00022 Tilastokeskus
Työpajakatu 13 B, 2. Kerros,
Helsinki
P. (358-9) 17 34 22 21
F. (358-9) 17 34 22 79
Sähköposti:
datashop.tilastokeskus@tilastokeskus.fi
URL:
<http://www.tilastokeskus.fi/tk/k/datashop.html>

SVERIGE

STATISTICS SWEDEN
Information service
Eurostat Data Shop
Karlavägen 100
Box 24 300
S-104 51 Stockholm
Tfn (46-8) 50 69 48 01
Fax (46-8) 50 69 48 99
E-post: infoservice@scb.se
Internet:
<http://www.scb.se/info/datashop/eudatashop.asp>

UNITED KINGDOM

Eurostat Data Shop
Enquiries & advice and
publications
Office for National Statistics
Customers & Electronic
Services Unit B1/05
1 Drummond Gate
London SW1V 2QQ
United Kingdom
Tel. (44-20) 75 33 56 76
Fax (44-1633) 81 27 62
E-mail:
eurostat.datashop@ons.gov.uk
Member of the MIDAS Net

Eurostat Data Shop
Electronic Data Extractions,
enquiries & advice r.cade
1L Mountjoy Research Centre
University of Durham
Durham DH1 3SW
United Kingdom
Tel. (44-191) 374 73 50
Fax (44-191) 384 49 71
E-mail: r-cade@dur.ac.uk
Internet:
<http://www-rcade.dur.ac.uk>

NORWAY

Statistics Norway
Library and Information Centre
Eurostat Data Shop
Kongens gate 6
Boks 8131 Dep.
N-0033 Oslo
Tel. (47) 21 09 46 42/43
Fax (47) 21 09 45 04
E-mail: Datashop@ssb.no

SCHWEIZ/SUISSE/SVIZZERA

Statistisches Amt des Kantons
Zürich
Eurostat Data Shop
Bleicherweg 5
CH-8090 Zürich
Tel. (41-1) 225 12 12
Fax (41-1) 225 12 99
E-mail: datashop@statistik.zh.ch
Internet:
<http://www.zh.ch/statistik>

USA

HAVER ANALYTICS
Eurostat Data Shop
60 East 42nd Street
Suite 3310
New York, NY 10165
Tel. (1-212) 986 93 00
Fax (1-212) 986 69 81
E-mail: eurodata@haver.com

EUROSTAT HOME PAGE

www.europa.eu.int/comm/eurostat/

MEDIA SUPPORT

EUROSTAT

(only for professional journalists)
Postal address:
Jean Monnet building
L-2920 Luxembourg
Office: BECH A3/48 —
5, rue Alphonse Weicker
L-2721 Luxembourg
Tel. (352) 43 01-33408
Fax (352) 43 01-32649
E-mail:
Eurostat-mediasupport@cec.eu.int

BELGIQUE/BELGIË

Jean De Lannoy
 Avenue du Roi 202/Koningslaan 202
 B-1190 Bruxelles/Brussel
 Tel. (32-2) 538 43 08
 Fax (32-2) 538 08 41
 E-mail: jean.de.lannoy@infoboard.be
 URL: <http://www.jean-de-lannoy.be>

La librairie européenne/De Europese Boekhandel

Rue de la Loi 244/Welstraat 244
 B-1040 Bruxelles/Brussel
 Tel. (32-2) 295 26 39
 Fax (32-2) 735 08 60
 E-mail: mail@libeurop.be
 URL: <http://www.libeurop.be>

Moniteur belge/Belgisch Staatsblad

Rue de Louvain 40-42/Leuvenseweg 40-42
 B-1000 Bruxelles/Brussel
 Tel. (32-2) 552 22 21
 Fax (32-2) 511 01 84
 E-mail: eusales@just.fgov.be

DANMARK

J. H. Schultz Information A/S

Herstedvang 12
 DK-2620 Albertslund
 Tlf. (45) 43 63 23 00
 Fax (45) 43 63 19 69
 E-mail: schultz@schultz.dk
 URL: <http://www.schultz.dk>

DEUTSCHLAND

Bundesanzeiger Verlag GmbH

Vertriebsabteilung
 Amsterdamer Straße 192
 D-50735 Köln
 Tel. (49-221) 97 66 80
 Fax (49-221) 97 66 82 78
 E-Mail: vertrieb@bundesanzeiger.de
 URL: <http://www.bundesanzeiger.de>

ΕΛΛΑΔΑ/GREECE

G. C. Eleftheroudakis SA

International Bookstore
 Panepistimiou 17
 GR-10564 Athina
 Tel. (30-1) 331 41 80/1/2/3/4/5
 Fax (30-1) 323 98 21
 E-mail: elebooks@netor.gr
 URL: <http://www.hellasnet.gr>

ESPAÑA

Boletín Oficial del Estado

Trafalgar, 27
 E-28071 Madrid
 Tel. (34) 915 38 21 11 (líbros)
 913 84 17 15 (suscripción)
 Fax (34) 915 38 21 21 (líbros),
 913 84 17 14 (suscripción)
 E-mail: clientes@com.boe.es
 URL: <http://www.boe.es>

Mundi Prensa Libros, SA

Castelló, 37
 E-28001 Madrid
 Tel. (34) 914 36 37 00
 Fax (34) 915 75 39 98
 E-mail: libreria@mundiprensa.es
 URL: <http://www.mundiprensa.com>

FRANCE

Journal officiel

Service des publications des CE
 26, rue Desaix
 F-75727 Paris Cedex 15
 Tel. (33) 140 58 77 31
 Fax (33) 140 58 77 00
 E-mail: europublications@journal-officiel.gouv.fr
 URL: <http://www.journal-officiel.gouv.fr>

IRELAND

Alan Hanna's Bookshop

270 Lower Rathmines Road
 Dublin 6
 Tel. (353-1) 496 73 98
 Fax (353-1) 496 02 28
 E-mail: hanna@iol.ie

ITALIA

Licosa SpA

Via Duca di Calabria, 1/1
 Casella postale 552
 I-50125 Firenze
 Tel. (39) 055 64 83 1
 Fax (39) 055 64 12 57
 E-mail: licosa@licosa.com
 URL: <http://www.licosa.com>

LUXEMBOURG

Messageries du livre SARL

5, rue Raiffeisen
 L-2411 Luxembourg
 Tel. (352) 40 10 20
 Fax (352) 49 06 61
 E-mail: mail@mdl.lu
 URL: <http://www.mdl.lu>

NEDERLAND

SDU Servicecentrum Uitgevers

Christoffel Plantijnstraat 2
 Postbus 20014
 2500 EA Den Haag
 Tel. (31-70) 378 98 80
 Fax (31-70) 378 97 83
 E-mail: sdu@sdu.nl
 URL: <http://www.sdu.nl>

ÖSTERREICH

**Manz'sche Verlags- und
 Universitätsbuchhandlung GmbH**

Kohlmarkt 16
 A-1014 Wien
 Tel. (43-1) 53 16 11 00
 Fax (43-1) 53 16 11 67
 E-Mail: manz@schwinge.at
 URL: <http://www.manz.at>

PORTUGAL

Distribuidora de Livros Bertrand Ld.*

Grupo Bertrand, SA
 Rua das Terras dos Vales, 4-A
 Apartado 60037
 P-2700 Amadora
 Tel. (351) 214 95 87 87
 Fax (351) 214 96 02 55
 E-mail: dlb@ip.pt

Imprensa Nacional-Casa da Moeda, SA

Sector de Publicações Oficiais
 Rua da Escola Politécnica, 135
 P-1250-100 Lisboa Codex
 Tel. (351) 213 94 57 00
 Fax (351) 213 94 57 50
 E-mail: spoce@incm.pt
 URL: <http://www.incm.pt>

SUOMI/FINLAND

**Akateeminen Kirjakauppa/
 Akademiska Bokhandeln**

Keskuskatu 1/Centralgatan 1
 PL/PB 128
 FIN-00101 Helsinki/Helsingfors
 P./tfn (358-9) 121 44 18
 F./fax (358-9) 121 44 35
 Sähköposti: sps@akateeminen.com
 URL: <http://www.akateeminen.com>

SVERIGE

BTJ AB

Traktorvägen 11-13
 S-221 82 Lund
 Tlf. (46-46) 18 00 00
 Fax (46-46) 30 79 47
 E-post: btjeu-pub@btj.se
 URL: <http://www.btj.se>

UNITED KINGDOM

The Stationery Office Ltd

Customer Services
 PO Box 29
 Norwich NR3 1GN
 Tel. (44) 870 60 05-522
 Fax (44) 870 60 05-533
 E-mail: book.orders@theso.co.uk
 URL: <http://www.itsofficial.net>

ISLAND

Bokabud Larusar Blöndal

Skólavörðustíg, 2
 IS-101 Reykjavík
 Tel. (354) 552 55 40
 Fax (354) 552 55 60
 E-mail: bokabud@simnet.is

NORGE

Swets Blackwell AS

Østlenjoveien 18
 Boks 6512 Etterstad
 N-0606 Oslo
 Tel. (47) 22 97 45 00
 Fax (47) 22 97 45 45
 E-mail: info@no.swetsblackwell.com

SCHWEIZ/SUISSE/SVIZZERA

Euro Info Center Schweiz

c/o OSEC
 Stampfenbachstraße 85
 PF 492
 CH-8035 Zürich
 Tel. (41-1) 365 53 15
 Fax (41-1) 365 54 11
 E-mail: eics@osec.ch
 URL: <http://www.osec.ch/eics>

BÄLGARIJA

Euopress Euromedia Ltd

59, blvd Vitosha
 BG-1000 Sofia
 Tel. (359-2) 980 37 66
 Fax (359-2) 980 42 30
 E-mail: Milena@mbox.cit.bg
 URL: <http://www.euopress.bg>

ČESKÁ REPUBLIKA

ÚVIS

odd. Publikaci
 Havelkova 22
 CZ-130 00 Praha 3
 Tel. (420-2) 22 72 07 34
 Fax (420-2) 22 71 57 38
 URL: <http://www.uvis.cz>

CYPRUS

Cyprus Chamber of Commerce and Industry

PO Box 21455
 CY-1509 Nicosia
 Tel. (357-2) 88 97 52
 Fax (357-2) 66 10 44
 E-mail: demetrap@cci.org.cy

EESTI

Eesti Kaubandus-Tööstuskoda

(Estonian Chamber of Commerce and Industry)
 Toom-Kooli 17
 EE-10130 Tallinn
 Tel. (372) 646 02 44
 Fax (372) 646 02 45
 E-mail: einfo@koda.ee
 URL: <http://www.koda.ee>

HRVATSKA

Mediatrade Ltd

Pavla Halza 1
 HR-10000 Zagreb
 Tel. (385-1) 481 94 11
 Fax (385-1) 481 94 11

MAGYARORSZÁG

Euro Info Service

Szt. István krt. 12
 II emelet 1/A
 PO Box 1039
 H-1137 Budapest
 Tel. (36-1) 329 21 70
 Fax (36-1) 349 20 53
 E-mail: euroinfo@euroinfo.hu
 URL: <http://www.euroinfo.hu>

MALTA

Miller Distributors Ltd

Malla International Airport
 PO Box 25
 Luqa LQA 05
 Tel. (356) 66 44 88
 Fax (356) 67 67 99
 E-mail: gwirth@usa.net

POLSKA

Ars Polona

Krakowskie Przedmiescie 7
 Skr. pocztowa 1001
 PL-00-950 Warszawa
 Tel. (48-22) 826 12 01
 Fax (48-22) 826 62 40
 E-mail: books119@arspolona.com.pl

ROMÂNIA

Euromedia

Str. Dionisie Lupu nr. 65, sector 1
 RO-70184 Bucuresti
 Tel. (40-1) 315 44 03
 Fax (40-1) 312 96 46
 E-mail: euromedia@mailcity.com

SLOVAKIA

Centrum VTI SR

Nám. Slobody, 19
 SK-81223 Bratislava
 Tel. (421-7) 54 41 83 64
 Fax (421-7) 54 41 83 64
 E-mail: europ@ibb1.silk.stuba.sk
 URL: <http://www.silk.stuba.sk>

SLOVENIJA

Gospodarski Vestnik

Dunajska cesta 5
 SLO-1000 Ljubljana
 Tel. (386) 613 09 16 40
 Fax (386) 613 09 16 45
 E-mail: europ@gvestnik.si
 URL: <http://www.gvestnik.si>

TÜRKIYE

Dünya Infotel AS

100. Yil Mahallesi 34440
 TR-80050 Bagciyar-Istanbul
 Tel. (90-212) 829 46 89
 Fax (90-212) 829 46 27
 E-mail: infotel@dunya-gazete.com.tr

ARGENTINA

World Publications SA

Av. Cordoba 1877
 C1120 AAA Buenos Aires
 Tel. (54-11) 48 15 81 56
 Fax (54-11) 48 15 81 56
 E-mail: wpbooks@infovia.com.ar
 URL: <http://www.wpbooks.com.ar>

AUSTRALIA

Hunter Publications

PO Box 404
 Abbotsford, Victoria 3067
 Tel. (61-3) 94 17 53 61
 Fax (61-3) 94 19 71 54
 E-mail: jpdavies@ozemail.com.au

BRASIL

Livraria Camões

Rua Bittencourt da Silva, 12 C
 CEP
 20043-900 Rio de Janeiro
 Tel. (55-21) 262 47 76
 Fax (55-21) 262 47 76
 E-mail: livraria.camoes@incm.com.br
 URL: <http://www.incm.com.br>

CANADA

Les éditions La Liberté Inc.

3020, chemin Sainte-Foy
 Sainte-Foy, Québec G1X 3V6
 Tel. (1-418) 658 37 63
 Fax (1-800) 567 54 49
 E-mail: liberte@mediom.qc.ca

Renouf Publishing Co. Ltd

5369 Chemin Canotek Road, Unit 1
 Ottawa, Ontario K1J 9J3
 Tel. (1-613) 745 26 65
 Fax (1-613) 745 76 60
 E-mail: order.dept@renoufbooks.com
 URL: <http://www.renoufbooks.com>

EGYPT

The Middle East Observer

41 Sherif Street
 Cairo
 Tel. (20-2) 392 69 19
 Fax (20-2) 393 97 32
 E-mail: inquiry@meobserver.com
 URL: <http://www.meobserver.com>

INDIA

EBIC India

3rd Floor, Y. B. Chavan Centre
 Gen. J. Bhosale Marg.
 Mumbai 400 021
 Tel. (91-22) 282 60 64
 Fax (91-22) 285 45 64
 E-mail: ebicindia@vsnl.com
 URL: <http://www.ebicindia.com>

JAPAN

PSI-Japan

Asahi Sanbancho Plaza #206
 7-1 Sanbancho, Chiyoda-ku
 Tokyo 102
 Tel. (81-3) 32 34 69 21
 Fax (81-3) 32 34 69 15
 E-mail: books@psi-japan.co.jp
 URL: <http://www.psi-japan.co.jp>

MALAYSIA

EBIC Malaysia

Suite 45.02, Level 45
 Plaza MBf (Letter Box 45)
 8 Jalan Yap Kwan Seng
 50450 Kuala Lumpur
 Tel. (60-3) 21 62 92 98
 Fax (60-3) 21 62 61 98
 E-mail: ebic@tm.net.my

MÉXICO

Mundi Prensa México, SA de CV

Río Panuco, 141
 Colonia Cuauhtémoc
 MX-06500 México, DF
 Tel. (52-5) 533 56 58
 Fax (52-5) 514 67 99
 E-mail: 101545.2361@compuserve.com

PHILIPPINES

EBIC Philippines

19th Floor, PS Bank Tower
 Sen. Gil J. Puyat Ave. cor. Tindalo St.
 Makati City
 Metro Manila
 Tel. (63-2) 759 66 80
 Fax (63-2) 759 66 90
 E-mail: eccpcom@globe.com.ph
 URL: <http://www.eccp.com>

SOUTH AFRICA

Eurochamber of Commerce in South Africa

PO Box 781738
 2146 Sandton
 Tel. (27-11) 884 39 52
 Fax (27-11) 883 55 73
 E-mail: info@eurochamber.co.za

SOUTH KOREA

The European Union Chamber of Commerce in Korea

5th Fl, The Shilla Hotel
 202, Jangchung-dong 2 Ga, Chung-ku
 Seoul 100-392
 Tel. (82-2) 22 53-5631/4
 Fax (82-2) 22 53-5635/6
 E-mail: euccck@eucc.org
 URL: <http://www.euccck.org>

SRI LANKA

EBIC Sri Lanka

Trans Asia Hotel
 115 Sir Chittampalam
 A. Gardiner Mawatha
 Colombo 2
 Tel. (94-1) 074 71 50 78
 Fax (94-1) 44 87 79
 E-mail: ebic@sinet.lk

UNITED STATES OF AMERICA

Bernan Associates

4611-F Assembly Drive
 Lanham MD 20706-4391
 Tel. (1-800) 274 44 47 (toll free telephone)
 Fax (1-800) 865 34 50 (toll free fax)
 E-mail: query@bernan.com
 URL: <http://www.bernan.com>

**ANDERE LÄNDER/OTHER COUNTRIES/
 AUTRES PAYS**

**Bitte wenden Sie sich an ein Büro Ihrer
 Wahl/Please contact the sales office of
 your choice/Veuillez vous adresser au
 bureau de vente de votre choix**

Office for Official Publications of the European
 Communities
 2, rue Mercier
 L-2985 Luxembourg
 Tel. (352) 29 29-42455
 Fax (352) 29 29-42758
 E-mail: info-info-opoce@cec.eu.int
 URL: <http://eur-op.eu.int>

Price (excluding VAT) in Luxembourg: EUR 17.50



OFFICE FOR OFFICIAL PUBLICATIONS
OF THE EUROPEAN COMMUNITIES

L-2985 Luxembourg

ISBN 92-894-1014-0

9 789289 410144