



European Network of Economic Policy  
Research Institutes

## HEALTHY LIFE EXPECTANCY IN THE EU MEMBER STATES

---

**EHSAN KHOMAN AND MARTIN WEALE**

**ENEPRI RESEARCH REPORT NO. 33**

**AHEAD WP5**

**REVISED VERSION OF 23 JULY 2007**

**ORIGINALLY PUBLISHED: DECEMBER 2006**



**ENEPRI Research Reports** publish the original research results of projects undertaken in the context of an ENEPRI project. This paper is the final report of work package V of the **AHEAD project – Ageing, Health Status and the Determinants of Health Expenditure** – undertaken by the National Institute of Economic and Social Research and financed by the European Commission under the 6<sup>th</sup> Research Framework Programme (contract no. SP21-CT-2003-502641). The views expressed are attributable only to the authors and not to any institution with which they are associated.

ISBN-13: 978-92-9079-684-8

Available for free downloading from the ENEPRI website (<http://www.enepri.org>)  
or the CEPS website ([www.ceps.be](http://www.ceps.be))

© Copyright 2007, Ehsan Khoman and Martin Weale

# Contents

---

1. Introduction.....	1
2. Background and literature review .....	3
3. Methodology .....	4
3.1 Data and estimation methods .....	4
3.2 Choice of health measures .....	5
3.2.1 Self-Assessed Health.....	5
3.2.2 Hampering Health Condition .....	6
4. The model and the construction of transition estimates.....	7
4.1 Sullivan’s method .....	7
4.2 Multi-state method and the construction of transition estimates.....	9
4.3 The alignment procedure with mortality tables.....	11
5. Results.....	15
5.1 Healthy life expectancy prior to the alignment process .....	15
5.2 Healthy life expectancy using the adjustment process.....	33
5.3 Assessment of healthy life expectancy between the ECHP survey years .....	37
5.4 Estimates of the variance of the healthy life estimator.....	39
6. Summary and conclusions .....	41
References .....	43
Appendix 1. Health transition matrices and expected time spent in each state .....	46
Appendix 2. The ordered probit model and country reports of ordered probit equations .....	127

# **Healthy Life Expectancy in the European Union Member States**

**Ehsan Khoman and Martin Weale**

**National Institute of Economic and Social Research**

**2, Dean Trench Street, London SW1P 3HE**

**Monday 23<sup>rd</sup> July 2007**

## **Abstract**

Will Europe's ageing population be fit and independent, or suffer from greater chronic ill health? Healthy life expectancy represents the expected number of years of healthy well-being a life table cohort would experience if age specific rates of mortality and disability prevailed throughout the cohort's lifetime. Robust estimation of healthy life expectancy is thus essential for examining whether additional years of life are spent in good health and whether life expectancy is increasing faster than the decline of disability rates. This paper examines a means of generating estimates of healthy and unhealthy life expectancy for the European Union member states that are consistent with exogenous population mortality data. The method takes population transition matrices and adjusts these in a statistically coherent way so as to render them consistent with aggregate life tables.

## **1. Introduction**

Over the last century there has been a substantial increase in life expectancy. In the earlier part of this period a large part of the increase was due to decreases in infant mortality. More recently there have been significant falls in death rates among the older population. A question has therefore arisen over the quality of life – are the additional years of life spent in good health or in a prolonged state of illness and dependency? This is an important question for both individuals and also for government policies on social and health services provision for the elderly. It is one that has been heavily debated over the last two decades.

Life expectancy has traditionally been used as a measure of improvement in the health of the population. As mortality rates decline and life expectancy increases more and more questions arise about the quality of the years lived. Since life expectancy takes no account of the quality of life, it has its limitations as a global health measure, particularly with the ageing of the population. By contrast information on health life expectancy combines mortality and morbidity into a single aggregate offering additional information on the vitality of populations.

The recent growth in interest in healthy life expectancy indicators at national and international level reflects the fact that healthy life expectancies are easily comprehensible indicators. The value of healthy life expectancies is essentially two-fold. Firstly, they make it possible to take account of both the mortality rate and the prevalence of different health states in health state comparisons of different population groups at a given moment, irrespective of the criterion governing the constitution of these groups, such as, gender, socio-occupational category, region or country of residence, and so on. Secondly, they make it possible to identify the dynamics of transitions occurring and whether changes in the mortality rate are being accompanied by changes in health states, thus verifying compression or expansion of morbidity theories.

Healthy life expectancy indicators are also potentially useful for comparing the health of groups within populations or examining health inequality, although considerable care must be taken to ensure their comparability. Available comparisons suggest that

healthy life expectancies show larger inequalities for disadvantaged population subgroups (for instance, minorities, people with low income or low levels of education) than do mortality or morbidity indicators on their own. Mortality inequalities are compounded by disability inequalities (Rogers, Rogers and Belanger, 1990).

The main output of this work package is designed to be estimates of healthy life expectancy derived from transition probabilities implied by the probit equations presented in work package 3 (Bebbington and Shapiro, 2005). These transition probabilities are used to construct estimates of the expected time spent in poor health. Comparison of these life expectancy measures with analogous figures calculated from the prevalence data of work package 1 makes it possible to assess the importance of the use of incidence rather than prevalence data for such calculations.

Two definitions of health state were used for this purpose: self-assessed health (SAH) and chronic hampering health (HH) condition. Full results are provided for Belgium, Denmark, Finland, Germany, Greece, Ireland, Italy, Portugal and the United Kingdom. Following the results that are presented in the form of probit equations, which enable estimates to be prepared by age and gender in Bebbington and Shapiro (2005), this paper constructs transition probabilities from these probit equations.

## **2. Background and literature review**

Healthy life expectancy is a generic term for all population indicators that estimate the average time (in years) that an individual could expect to live in various states of health, whether that is a state of good health (for example, disability-free) or in poor health (for example, disabled, dependent).

Since some populations usually have less than good health, the number of expected healthy years is less than expected life years. Consequently, the difference is sometimes referred to as unhealthy (ill-health) years. All the unhealthy years are not necessarily lived at the end of life and can be distributed throughout a lifetime. Healthy life expectancy when viewed in the context of total life expectancy (i.e. as a proportion of total life expectancy) can also be interpreted as the proportion of life

lived in a healthy state. On an individual level, an increase in the proportion of healthy life is an increase in the percent of an average year that is lived in a healthy state. On a population level, healthy life expectancy can be interpreted as the average proportion of the population that is healthy in a given year. An increase would therefore be an increase in the proportion of the population experiencing healthy life.

The concept of combining health state prevalence data with mortality data in a life table to generate estimates of expected years of life in various health states was first proposed in the 1960s (Sanders, 1964) and developed in the 1970s (Sullivan, 1966; 1971). Healthy life expectancy was calculated for a number of countries during the 1980s and an international research network, the Network on Healthy Life Expectancy, Réseau Espérance de Vie en Santé (REVES) was established in 1989. The objectives of REVES are to promote the use of healthy life expectancy as an indicator of population health and as a tool for health planning. REVES has focused its efforts on the harmonisation of calculation methods and identification of the conditions necessary for comparison of healthy life expectancy estimates, both across populations and over time (Bone, 1992).

Since the late 1980s, there has been a dramatic increase in the number of healthy life expectancy calculations carried out, almost all using the Sullivan method (Robine and Jagger, 2003; Robine *et. al*, 1999). In 2001, the World Health Organisation published first estimates of healthy life expectancy for 191 countries in 1999 using information from the Global Burden of Disease Study and from health surveys carried out in 63 countries (WHO, 2001).

### **3. Methodology**

#### ***3.1 Data and estimation methods***

Following the project protocol, this work package makes use of the European Community Household Panel (ECHP), the major innovative attempt at a harmonised household (longitudinal) panel across the member states of the European Union (EU). The ECHP is essentially a standardised multi-purpose annual longitudinal survey carried out between 1994 and 2001 on the member states (Peracchi, 2002). The survey is based on a standardised questionnaire that involves annual interviewing of a representative panel of households and individuals of 16 years and older in each of the

participating EU member states. It covers a wide range of topics including demographics, income, social transfers, health, housing, education and employment.

If there were sufficient data we could obtain an estimate of the annual transition rates between states of health for every country, both genders, and every year of age individually. However, the ECHP is not sufficiently large for this even with around 700,000 useful transitions (rather more for SAH than for HH, which was not asked in most countries in the first year). Thus, as mentioned above full results are provided for Belgium, Denmark, Finland, Germany, Greece, Ireland, Italy, Portugal and the United Kingdom. These results consist of the estimated annual probabilities of transition between health states, including death, for individuals aged between 0 and 99 living in private households<sup>1</sup>.

Bebbington and Shapiro (2005) modelled the annual probabilities of transition between health states using pooled ordered probit equations<sup>2</sup>, which enabled estimates to be prepared by age and gender. Separate formulae were used for people above and below 65, and between SAH and HH, a consequence of which was a discontinuity in predicted values around 65. This paper therefore constructs transitions probabilities and the expected time spent in each health state from these probit equations

### ***3.2 Choice of health measures***

As mentioned in the outset, from the range of health status variables available in the ECHP, two in particular were chosen. These are self-assessed health (SAH) (indicator PiH001) and the existence of a chronic health or disability problem (PiH002) combined with the degree of hampering health (HH) (PiH003). For both of the domains distinguished, an additional health state is added as the least favourable value, i.e. death, the only absorbing state.

#### ***3.2.1 Self-Assessed Health***

In the ECHP User Data Base (UDB) self-assessed health (SAH) is asked as ‘Please think back over the last 12 months about how your health has been. Compared to

---

<sup>1</sup> Due to the limited availability of information about institutional care, health transition estimates cannot be provided for all countries of the ECHP. Countries were omitted where the number of reported deaths was too low a proportion of the likely total number, and where no information on the institutional sector was available, in so the estimated death rates among people over 65 living in the community could not be estimated. What’s more, since the ECHP constructs a representative panel of households and individuals from ages 16 to 91, the equations are taken back to birth in order to provide a distribution of health states at age 16. This is scarcely affected by as seemed health state at birth. However, in the results presented here we look at age 16 onwards.

<sup>2</sup> See appendix 2 for a comprehensive discussion of the ordered probit model.

people of your own age, would you say that your health has on the whole been excellent, good, fair, bad or very bad? (PiH001)'. SAH should therefore be interpreted as indicating a perceived health status relative to the individual's concept of the 'norm' for their age group.

SAH has indeed received wide and accelerating acceptance in the past decade. It has been widely used in previous studies of the relationship between health and socio-economic status (e.g. Smith, 1999; Contoyannis *et. al*, 2004; (Robine *et. al*, 2004)) and of the relationship between health and lifestyles (Contoyannis and Jones, 2001; Crimmins *et. al* (1994)). SAH is a simple subjective measure of health that provides an ordinal ranking of perceived health status.

SAH is often converted into a dichotomy, and at other times reported as full scale. The approach taken in here has been generally to consider the full range of values. However, after evaluation, Bebbington and Shapiro (2005) took the decision to combine 'bad' and 'very bad' health states. Although this may remove some potential information, it avoids a serious problem arising from the small numbers found in the worst category in even the highest age groups.

### **3.2.2 Hampering Health Condition**

The second measure of health is derived from the hampering health (HH) condition. This indicator derives from two questions. Firstly, 'Do you have any chronic physical or mental health problem, illness or disability? (PiH002)' and secondly, 'Are you hampered in your daily activities by this physical or mental health problem, illness or disability? (PiH003)'.

The three possible resulting states are (i) no such condition or a chronic condition, but not hampered; (ii) hampered to some extent; or (iii) hampered severely'. Death is as mentioned previously, an additional state.

It is widely recognised that this indicator is less prone to subjectivity than SAH and more immediately connected with disability, dependency and a need for long-term care (Robine *et. al*, 1998; van den Berg, 2001). The European Commission considers this to be an indicator for disability (Eurostat, 2002). Bajekal *et. al* (2004) recently surveyed a variety of questions on disability for the UK Department of Work and



Pensions, and noted that a similar census question which first made its appearance in 1991 had been validated as a disability measure.

#### **4. The model and the construction of transition estimates**

The estimation of healthy life expectancy is based on the concept of a closed population within a given period of time, in this case, using the ECHP data between 1994 and 2001. Thus, this population does not account for immigration or emigration. At the end of the period in question, the population can be partitioned into those who die within the period and those who are still alive. Of those still alive, the majority are expected to be healthy, and some are expected to be unhealthy. Hence, a model can be built that measures the health status of individuals who are alive at the same time it accounts for those who die in the period in question. This section reviews the techniques used to incorporate healthy life expectancy, namely, prevalence-based life tables (Sullivan's method) and incidence-based life tables (multistate method).

##### ***4.1 Sullivan's method***

Sullivan's method requires only a population life table (which can be constructed for a population using the observed mortality rates at each age for a given time period) and prevalence data for the health states of interest. Such prevalence rates can be obtained readily from cross-sectional health or disability surveys carried out for a population at a point in time. Surveys of this type are carried out regularly in the EU member states. Its interest lies in its simplicity, the availability of its basic data and its independence of the size and age structure of the population. The health status of a population is inherently difficult to measure because it is often defined differently among individuals, populations, cultures, and even across time periods.

The objective of the Sullivan method is essentially to calculate the expected life expectancy of groups of individuals currently at specified ages if they lived the rest of their lives experiencing the age-specific mortality rates observed for the population at a specific time. Thus the technique essentially uses the age-specific mortality to calculate the proportion of individuals alive at the beginning of an age interval that die before reaching the next age group. Hence, this technique is a powerful tool for estimating the remaining years of life that a group of individuals can expect to live

once they reach a certain age. The procedure for calculating Sullivan's method is outlined below:

1. For each age/gender group obtain the life table schedules  $l_x$  and the expectation of life  $e_x$  for the year of interest. Then calculate:

$${}_nL_x = e_x l_x - e_{x+n} l_{x+n} \quad (1)$$

where  ${}_nL_x$  is the conventional life table measure of the average number of person years lived in the age interval  $x$  to  $x+n$ .

2. Obtain the ill-health rate  ${}_n d_x$  in each age-group observed in a survey or census. If they are excluded, add the numbers in communal establishments catering for the sick and disabled. Calculate the average number of persons aged  $x$  to  $x+n$  living without ill-health in each age/gender group as:

$${}_nLWD_x = {}_nL_x(1 - {}_n d_x) \quad (2)$$

3. Calculate life expectancy without ill-health as:

$$HLE_x = (\sum_n LWD_x) / l_x \quad (3)$$

where the summation is from age  $x$  upwards. Hence, equation (3) presents the proportion of years lived in a healthy state.

However, given the overall usefulness of the Sullivan method, it is better in principle to base future estimates on healthcare needs on the current incidence of ill-health, rather than on current prevalence. Prevalence of chronic health conditions is affected only by past history in that it is seen as a stock variable reflecting past flows, rather than current health risks (Robine *et. al*, 1999)<sup>3</sup>. If public health is changing, present prevalence may be a poor guide to the future. This is one reason why it is inadvisable simply to project current average age-specific expenditure rates to predict future long term care needs. Incidence is a better guide to the current state of health needs, and hence to predictions of future health. When prevalence remains the same between two periods whereas incidence rates between states of health change rapidly then the Sullivan method may underestimate (or overestimate) healthy life expectancy, because the prevalence of ill health at a given age in the population reflect the past probabilities of becoming ill at each younger age (Mathers, 1991). In this case though,

---

<sup>3</sup> For example past wars may continue to affect current disablement rates, as may the past state of healthcare, as conditions such as polio and thalidomide illustrate.

the Sullivan healthy life expectancy remains a meaningful indicator of the state of health at a population, rather than prediction at an individual, level.

Consequently, although Sullivan's method fails to be a good predictor of changes in the years an individual can expect to live in healthy years, it does remain a meaningful indicator of the state of health of a population at a starting point in time. Hence, it reflects the healthy years an individual can expect to live only if current patterns of prevalences apply during an entire lifetime.

#### ***4.2 Multistate method and the construction of transition estimates***

Although empirical research has mainly used Sullivan's method of calculating healthy expectancies, the approach used here applies the multistate life table method for calculating healthy life expectancy, which is incidence-based and hence takes into account transitions between one health state and another. The benefits of this approach allows one to calculate healthy life expectancies for population subgroups in a specific health state at a given age, for example, those in a 'very good' health state at age 65, whereas the Sullivan method gives only the average healthy life expectancy for the entire population at a given age. The procedure therefore carried out in this study which is outlined below generalises multistate life table, which analyses the transition from a health state to another health state or to the absorbing state, death<sup>4</sup>. The approach applied here therefore provides the critical link between information on mortality and information on the spectrum of non-fatal healthy life experiences among the living. As an alternative to Bebbington and Shapiro (2005), where the results were divided between people under 65 and over 65, an attempt was made to compute gender specific values for all age groups between 0 and 99 for each member state.

The initial stage of our model consisted of calculating transition probabilities by constructing normal distributions of the  $\alpha$  coefficients from the probit equations in Bebbington and Shapiro (2005), for each health state and for each of the two measures of healthy life expectancy. We denote by  $\mathbf{M}^i$  the transition matrix for an individual aged  $i$ . Each element  $\mathbf{M}_{j,k}^i$  shows the probability that an individual in health

---

<sup>4</sup> Note that the SAH measure has four states for each of the member states presented and that of HH has three states, though the United Kingdom only two states are presented for HH.

state  $k$  in year  $i$  will be in health state  $j$  in year  $i+1$ . So the transition probabilities for each member states are therefore given by:

$$\mathbf{N}_{j,k}^1 = \mathbf{M}_{j,k}^1 \quad (4)$$

$$\mathbf{N}_{j,k}^{i+1} = \mathbf{M}_{j,k}^{i+1} \cdot \mathbf{N}_{j,k}^i \quad (5)$$

where  $\mathbf{N}_{j,k}^i$  is the probability that an individual is state  $j$  conditional on him or her being in state  $k$  at birth<sup>5</sup>. Equation (5) therefore proposes that the probability that an individual will be in state  $j$  conditional on being in state  $k$  at age  $i+1$  is equal to the probability of that individual being in state  $j$  conditional on being in state  $k$  at his or her initial age,  $i$ .

The next step consisted of simply computing the expected time in each health state given that the individual was in a specific health category to begin with, as a function of age and gender. It is apparent for all the countries examined that as the age of the individual increases the expected time spent in good health deteriorates and the time spent in bad health or dying rises. It should also be noted that although the figures are presented for ages 0 to 99, the oldest age reported for any country in the ECHP is 91, so beyond this point figures may be of doubtful value<sup>6</sup>. In order to calculate expected time spent in each of the health states, denoted by  $\mathbf{Z}_{j,k}^i$  we have:

$$\mathbf{Z}_{j,k}^{99} = \mathbf{M}_{j,k}^{99} \quad (6)$$

$$\mathbf{Z}_{j,k}^{99-i} = \mathbf{M}_{j,k}^{99-i} \cdot \mathbf{Z}_{j,k}^{100-i} + \mathbf{Z}_{j,k}^{100-i} \quad (7)$$

Equations (6) and (7) therefore provide the basis for determining the expected number of years that an individual will spend state  $j$  conditional on him or her being in state  $k$  to begin with for each EU member state.

In order to conclude this section it is worthwhile recalling that while the Sullivan method of calculating healthy life expectancy is based on prevalence rates, i.e. the prevalence of disability that is a stock that is dependent on past history, the multistate

---

<sup>5</sup> Note the simple law of conditional probability states that, for example, the probability of being in good health conditional on being in very good health in the initial state is given as:  $P(G/VG) = \frac{P(G \cap VG)}{P(VG)} = \frac{P(G) \cdot P(VG/G)}{P(VG)}$ . Note this calculation applied for computing both the transition probabilities and the expected time spent in each health state.

<sup>6</sup> The results for both the transition probabilities and the expected time spent in each state for each EU member state are provided in appendix 1.

method applied here is based on incidence rates and thus can adjust to represent current health conditions.

#### 4.3 The alignment procedure with mortality tables<sup>7</sup>

As mentioned above in order to produce measures of healthy life expectancy, information is needed on transition matrices between different health states. Although the ECHP was used in this analysis, such a survey is typically conducted on relatively small populations, and, without further attention, the estimates of overall life expectancy generated by them are unlikely to be consistent with life tables constructed from population mortality data. Therefore, we attempt to describe a means of generating estimates of healthy and unhealthy life expectancy that are consistent with exogenous population survival data. This method takes population transition matrices estimated from the ECHP and adjusts these in a statistically coherent way so as to render the transition matrices coherent with the mortality data. This is applied to estimates of healthy life expectancy for each EU member state<sup>8</sup>.

We set a least-squares solution to the problem of adjusting the transition matrices. We denote by,  $\mathbf{n}_k$ , the vector constructed from the four columns for SAH (or three columns for the case of HH) of the transition matrix,  $\mathbf{M}_k$ , stacked in order and further consider the vector:

$$\mathbf{n} = \begin{bmatrix} \mathbf{n}_0 \\ \dots \\ \mathbf{n}_k \\ \dots \\ \mathbf{n}_{99} \end{bmatrix} \quad (8)$$

The initial estimate of this, derived from the probit equations, is denoted  $\mathbf{n}^0$ . We write the vector of survival proportions generated by the vector  $\mathbf{n}$  as  $s(\mathbf{n})$  and the observed survival proportions as  $s^*$ . We then aim to find  $\mathbf{n}^* = \mathbf{n}^0 + \Delta\mathbf{n}$  as the solution to:

$$\text{Min} \frac{1}{2} \Delta\mathbf{n}'\mathbf{V}^{-1}\Delta\mathbf{n} + \lambda [\mathbf{s}^* - \mathbf{s}(\mathbf{n}^0 + \Delta\mathbf{n})] \quad (9)$$

where  $\mathbf{V}^{-1}$  is a weighting matrix which we set  $\mathbf{V}_{ii} = \mathbf{n}_i^2$  and  $\mathbf{V}_{ij} = 0 (i \neq j)$ . Then by differentiating with respect to  $\mathbf{n}$  yields:

<sup>7</sup> Note that the alignment process and ‘adjusted’ process are used interchangeably as is the unalignment process and the ‘unadjusted’ process.

<sup>8</sup> However, due to the unavailability of survivorship tables for Greece and Portugal between 1994 and 2001, these two member states were excluded from the alignment procedure.

$$\mathbf{V}^{-1}\Delta\mathbf{n} - \left(\frac{\partial\mathbf{s}}{\partial\mathbf{n}}\right)' \boldsymbol{\lambda} = 0 \quad (10)$$

where  $\frac{\partial\mathbf{s}}{\partial\mathbf{n}}$  denotes a matrix whose  $i$ th row and  $j$ th column consists of  $\frac{\partial s_i}{\partial n_j}$ .

Rearranging equation (10) thus gives:

$$\Delta\mathbf{n} = \mathbf{V} \left(\frac{\partial\mathbf{s}}{\partial\mathbf{n}}\right)' \boldsymbol{\lambda} \quad (11)$$

We also note that by applying the Taylor expansion we have:

$$\mathbf{s}^* - \mathbf{s}(\mathbf{n}^0 + \Delta\mathbf{n}) \cong \mathbf{s}^* - \mathbf{s}(\mathbf{n}^0) - \left(\frac{\partial\mathbf{s}}{\partial\mathbf{n}}\bigg|_{\mathbf{n}^0}\right) \Delta\mathbf{n} \quad (12)$$

Given that:

$$\mathbf{s}^* - \mathbf{s}(\mathbf{n}^0) - \left(\frac{\partial\mathbf{s}}{\partial\mathbf{n}}\bigg|_{\mathbf{n}^0}\right) \Delta\mathbf{n} = 0 \quad (13)$$

Then the exogenous survival rates will be approximately delivered if:

$$\mathbf{s}^* - \mathbf{s}(\mathbf{n}^0) \cong \left(\frac{\partial\mathbf{s}}{\partial\mathbf{n}}\bigg|_{\mathbf{n}^0}\right) \Delta\mathbf{n} \quad (14)$$

We then set  $\frac{\partial\mathbf{s}}{\partial\mathbf{n}}\bigg|_{\mathbf{n}^0} = \mathbf{S}_0$  and  $\boldsymbol{\lambda}_0 = [\mathbf{S}_0 \mathbf{V} \mathbf{S}'_0]^{-1} [\mathbf{s}^* - \mathbf{s}(\mathbf{n}_0)]$ . Therefore:

$$\Delta\mathbf{n}_0 = \mathbf{V} \mathbf{S}'_0 [\mathbf{S}_0 \mathbf{V} \mathbf{S}'_0]^{-1} [\mathbf{s}^* - \mathbf{s}(\mathbf{n}_0)] \quad (15)$$

Equation (15) finalises the first stage of the iteration process. We now set

$\mathbf{n}^1 = \mathbf{n}^0 + \Delta\mathbf{n}^0$  and seek to find a vector  $\Delta\mathbf{n}^1$  to minimise:

$$\text{Min} \frac{1}{2} (\Delta\mathbf{n}^0 + \Delta\mathbf{n}^1)' \mathbf{V}^{-1} (\Delta\mathbf{n}^0 + \Delta\mathbf{n}^1) + \boldsymbol{\lambda} [\mathbf{s}^* - \mathbf{s}(\mathbf{n}^0 + \Delta\mathbf{n}^0 + \Delta\mathbf{n}^1)] \quad (16)$$

Thus, by setting,  $\frac{\partial\mathbf{s}}{\partial\mathbf{n}}\bigg|_{\mathbf{n}^1} = \mathbf{S}_1$  and subsequently, for any  $j$   $\frac{\partial\mathbf{s}}{\partial\mathbf{n}}\bigg|_{\mathbf{n}^j} = \mathbf{S}_j$  we have:

$$\mathbf{V}^{-1} (\Delta\mathbf{n}^0 + \Delta\mathbf{n}^1) - \mathbf{S}'_1 \boldsymbol{\lambda} = 0 \quad (17)$$

and approximately:

$$\mathbf{s}^* - \mathbf{s}(\mathbf{n}^1) \cong \mathbf{S}_1 \Delta\mathbf{n}^1 \quad (18)$$

This then yields:

$$\mathbf{S}_1 (\Delta\mathbf{n}^0 + \Delta\mathbf{n}^1) = \mathbf{S}_1 \mathbf{V} \mathbf{S}'_1 \boldsymbol{\lambda} \quad (19)$$

Whence we have:

$$(\Delta\mathbf{n}^0 + \Delta\mathbf{n}^1) = \mathbf{V} \mathbf{S}'_1 [\mathbf{S}_1 \mathbf{V} \mathbf{S}'_1]^{-1} [\mathbf{S}_1 \Delta\mathbf{n}^0 + \mathbf{s}^* - \mathbf{s}(\mathbf{n}^1)] \quad (20)$$

A further increment of the iteration process,  $\Delta \mathbf{n}^2$  is chosen to satisfy:

$$\mathbf{V}^{-1}(\Delta \mathbf{n}^0 + \Delta \mathbf{n}^1 + \Delta \mathbf{n}^2) - \mathbf{S}'_2 \boldsymbol{\lambda} = 0 \quad (21)$$

and approximately:

$$\mathbf{s}^* - \mathbf{s}(\mathbf{n}^2) \cong \mathbf{S}_2 \Delta \mathbf{n}^2$$

This then gives:

$$(\Delta \mathbf{n}^0 + \Delta \mathbf{n}^1 + \Delta \mathbf{n}^2) = \mathbf{V} \mathbf{S}'_2 [\mathbf{S}_2 \mathbf{V} \mathbf{S}'_2]^{-1} [\mathbf{S}_2 (\Delta \mathbf{n}^0 + \Delta \mathbf{n}^1) + \mathbf{s}^* - \mathbf{s}(\mathbf{n}^2)] \quad (22)$$

A recursive algorithm can be constructed so that:

$$\Delta \mathbf{n}^j = \mathbf{V} \mathbf{S}'_j [\mathbf{S}_j \mathbf{V} \mathbf{S}'_j]^{-1} \left\{ \mathbf{S}_j \sum_{i=0}^{j-1} \Delta \mathbf{n}^i + \mathbf{s}^* - \mathbf{s}(\mathbf{n}^j) \right\} - \sum_{i=0}^{j-1} \Delta \mathbf{n}^i \quad (23)$$

with  $\mathbf{n}^j = \mathbf{n}^0 + \sum_{i=0}^{j-1} \Delta \mathbf{n}^i$ .

Since the least-squares minimand is evaluated afresh at each value of  $\mathbf{n}^j$ , an optimum is reached as  $\Delta \mathbf{n}^j$  falls towards zero and the iterations can be stopped when it is close to zero as defined by an appropriate tolerance level. The algorithm was implemented in MATLAB code. The adjusted vector  $\mathbf{n}^0$  provides the transition matrices at the  $j$ th iteration and when these are consistent with observed survival rates, so too will be the healthy and unhealthy life expectancies derived from them.

#### ***4.4 The variance of the healthy life estimator***

We begin by deriving the variance of the vector of transition probabilities adjusted so that the constraints given by the life tables are met. From equation (22) we can then find the variance of the estimator at each recursion. From equation (20) we write the expression for  $\mathbf{n}^2 = \mathbf{n}^0 + \Delta \mathbf{n}^0 + \Delta \mathbf{n}^1$ .

$$\mathbf{n}^1 = \mathbf{n}^0 + \mathbf{V} \mathbf{S}'_0 \{ \mathbf{S}_0 \mathbf{V} \mathbf{S}'_0 \}^{-1} (\mathbf{s}^* - \mathbf{s}(\mathbf{n}^0)) \quad (24)$$

From this we can see the link between a disturbance to  $\mathbf{n}^0$  denoted  $\boldsymbol{\varepsilon}^0$  and one to  $\mathbf{n}^1$  denoted  $\boldsymbol{\varepsilon}^1$

$$\boldsymbol{\varepsilon}^1 = \boldsymbol{\varepsilon}^0 - \mathbf{V} \mathbf{S}'_0 \{ \mathbf{S}_0 \mathbf{V} \mathbf{S}'_0 \}^{-1} \mathbf{S}_0 \boldsymbol{\varepsilon}^0 \quad (25)$$

In the same way we can derive the disturbance to  $\mathbf{n}^2$

$$\mathbf{n}^2 = \mathbf{n}^0 + \mathbf{V} \mathbf{S}'_1 \{ \mathbf{S}_1 \mathbf{V} \mathbf{S}'_1 \}^{-1} \left\{ \mathbf{S}_1 \left\{ \mathbf{V} \mathbf{S}'_0 (\mathbf{S}_0 \mathbf{V} \mathbf{S}'_0)^{-1} (\mathbf{s}^* - \mathbf{s}(\mathbf{n}^0)) + \mathbf{s}^* - \mathbf{s}(\mathbf{n}^1) \right\} \right\} \quad (26)$$

$$\begin{aligned} \boldsymbol{\varepsilon}^2 &= \boldsymbol{\varepsilon}^0 - \mathbf{V} \mathbf{S}'_1 \{ \mathbf{S}_1 \mathbf{V} \mathbf{S}'_1 \}^{-1} \mathbf{S}_1 \boldsymbol{\varepsilon}^1 - \mathbf{V} \mathbf{S}'_1 \{ \mathbf{S}_1 \mathbf{V} \mathbf{S}'_1 \}^{-1} \mathbf{S}_1 \mathbf{V} \mathbf{S}'_0 (\mathbf{S}_0 \mathbf{V} \mathbf{S}'_0)^{-1} \mathbf{S}_0 \boldsymbol{\varepsilon}^0 \\ &= \boldsymbol{\varepsilon}^0 - \mathbf{V} \mathbf{S}'_1 \{ \mathbf{S}_1 \mathbf{V} \mathbf{S}'_1 \}^{-1} \mathbf{S}_1 \boldsymbol{\varepsilon}^0 \end{aligned} \quad (27)$$

It follows inductively that

$$\varepsilon^j = \varepsilon^0 - \mathbf{V}\mathbf{S}'_j \{ \mathbf{S}_j \mathbf{V} \mathbf{S}_j \}^{-1} \mathbf{S}_j \varepsilon^0 \quad (28)$$

and thus that

$$\mathbf{V}^j = E(\mathbf{n}^j - E(\mathbf{n}^j))(\mathbf{n}^j - E(\mathbf{n}^j))' = \mathbf{V} - \mathbf{V}\mathbf{S}'_j \{ \mathbf{S}_j \mathbf{V} \mathbf{S}_j \}^{-1} \mathbf{S}_j \mathbf{V} \quad (29)$$

is the variance matrix of  $\mathbf{n}^j$ .

There remains an issue surrounding the estimate of  $\mathbf{V}$ . We have assumed that this is proportional to the initial estimates of the transition probabilities squared.  $\mathbf{V} = \lambda \mathbf{N}^2$  where  $\mathbf{N}^2$  is a matrix with the squared values of the initial probabilities on its leading diagonal and zero elsewhere. We can, however estimate  $\lambda$  using the Mahalanobis score criterion. If there are  $\nu$  elements in  $\mathbf{n}^0$ , then the most likely value of

$$(\mathbf{n}^j - \mathbf{n}^0)' (\lambda \mathbf{N}^2)^{-1} (\mathbf{n}^j - \mathbf{n}^0) = \chi^2_\nu(0.5) \quad (30)$$

For all except small values of  $\nu$  this is close to  $\nu$  and approaches it asymptotically as  $\nu \rightarrow \infty$ . We therefore set

$$\lambda = (\mathbf{n}^j - \mathbf{n}^0)' (\mathbf{N}^2)^{-1} (\mathbf{n}^j - \mathbf{n}^0) / \chi^2_\nu(0.5) \quad (31)$$

and

$$\mathbf{V} = \mathbf{N}^2 (\mathbf{n}^j - \mathbf{n}^0)' (\mathbf{N}^2)^{-1} (\mathbf{n}^j - \mathbf{n}^0) / \chi^2_\nu(0.5) \quad (32)$$

Using this to provide our estimate of  $\mathbf{V}^j$  we then face the problem of using it to estimate the variances of the expected time spend in the different states.

While it may be possible to derive analytical expressions for the variance of healthy life expectancy at one age as a function of healthy life expectancy at later ages, a simpler approach is likely to be provided by stochastic simulation. This approach is already used in the analysis of population projections. From the initial estimate of the transition matrices  $\mathbf{n}^j$  and their variance  $\mathbf{V}^j$  we draw a large number of stochastic estimates of the transition probabilities and evaluate healthy life expectancy from these. The dispersion of the resulting estimates provides an indication of the dispersion of measures of healthy life expectancy.



## **5. Results**

### ***5.1 Healthy life expectancy prior to the alignment process***

Estimates of both life expectancy and healthy life expectancy calculations using the multistate method outlined above prior to adjustment are presented in summary tables 1 to 9 given below. These tables which give estimates of SAH and HH for selected age groups were computed using ECHP longitudinal data from 1994 to 2001 for each EU member state. Healthy life expectancy is given as the probability of being in either a ‘very good’ or ‘good’ state given the condition of being in a ‘very good’ state for SAH. For HH, healthy life expectancy is simply given as the probability of being in a ‘none/slight’ state conditional on the probability of being in a ‘none/slight’ state initially. The basis of these tables was derived from the probit equations applied in Bebbington and Shapiro (2005) using age and gender coefficients.

**Table 1a. Healthy life expectancy estimates for men before alignment, average 1994-2001, Belgium**

Age	Life Expectancy (SAH)	Healthy Life Expectancy (SAH)		Life Expectancy (HH)	Healthy Life Expectancy (HH)	
	Years	Years	% of LE in ill-health	Years	Years	% of LE in ill-health
20	62.06	44.65	28.05	58.14	53.87	7.34
35	47.77	31.74	33.56	43.98	39.88	9.32
50	34.27	20.58	39.95	30.30	26.55	12.39
65	21.42	11.28	47.36	17.13	13.98	18.42
80	12.68	5.88	53.59	9.18	6.61	28.03
95	3.99	2.04	49.02	3.33	2.27	31.63

**Table 1b. Healthy life expectancy estimates for women before alignment, average 1994-2001, Belgium**

Age	Life Expectancy (SAH)	Healthy Life Expectancy (SAH)		Life Expectancy (HH)	Healthy Life Expectancy (HH)	
	Years	Years	% of LE in ill-health	Years	Years	% of LE in ill-health
20	62.83	47.12	25.01	57.28	53.19	7.14
35	48.40	33.69	30.40	43.04	39.10	9.16
50	34.70	21.72	37.39	29.25	25.60	12.46
65	21.47	11.31	47.31	15.87	12.75	19.68
80	12.66	5.85	53.82	8.50	5.98	29.74
95	3.95	1.99	49.63	3.18	2.11	33.63

**Table 2a. Healthy life expectancy estimates for men before alignment, average 1994-2001, Denmark with 30% variant<sup>9</sup>**

Age	Life Expectancy (SAH)	Healthy Life Expectancy (SAH)		Life Expectancy (HH)	Healthy Life Expectancy (HH)	
	Years	Years	% of LE in ill-health	Years	Years	% of LE in ill-health
20	55.15	41.05	25.57	56.63	52.37	7.53
35	40.92	28.20	31.09	42.35	38.20	9.79
50	27.34	17.00	37.83	28.51	24.66	13.49
65	14.74	7.84	46.78	15.22	12.01	21.10
80	8.23	3.73	54.65	8.68	6.11	29.63
95	3.60	1.75	51.57	3.30	2.35	28.71

<sup>9</sup> Since no estimates are available for deaths in institutions and so there is no direct means of establishing death rates among households (at least for people over 65), Bebbington and Shapiro (2005) suggest predict a death rate typically in the range of 30-40 % of the number of residents. Thus, the consequences of assuming either 30 % or 40 % ratio of deaths have been examined separately.

**Table 2b. Healthy life expectancy estimates for women before alignment, average 1994-2001, Denmark with 30% variant**

Age	Life Expectancy (SAH)	Healthy Life Expectancy (SAH)		Life Expectancy (HH)	Healthy Life Expectancy (HH)	
	Years	Years	% of LE in ill-health	Years	Years	% of LE in ill-health
20	56.14	42.89	23.59	56.63	52.37	7.53
35	41.73	29.65	28.94	42.35	38.20	9.79
50	27.80	17.80	35.98	28.51	24.66	13.49
65	14.74	7.84	46.78	15.22	12.01	21.10
80	8.23	3.73	54.65	8.68	6.11	29.63
95	3.60	1.75	51.57	3.30	2.35	28.71

**Table 2c. Healthy life expectancy estimates for men before alignment, average 1994-2001, Denmark with 40% variant**

Age	Life Expectancy (SAH)	Healthy Life Expectancy (SAH)		Life Expectancy (HH)	Healthy Life Expectancy (HH)	
	Years	Years	% of LE in ill-health	Years	Years	% of LE in ill-health
20	56.38	41.71	26.02	57.32	52.96	7.62
35	42.17	28.87	31.54	43.05	38.80	9.87
50	28.65	17.70	38.21	29.23	25.28	13.52
65	16.06	8.50	47.09	16.03	12.72	20.68
80	9.07	4.05	55.34	9.23	6.59	28.62
95	3.73	1.78	52.34	3.45	2.52	27.09

**Table 2d. Healthy life expectancy estimates for women before alignment, average 1994-2001, Denmark with 40% variant**

Age	Life Expectancy (SAH)	Healthy Life Expectancy (SAH)		Life Expectancy (HH)	Healthy Life Expectancy (HH)	
	Years	Years	% of LE in ill-health	Years	Years	% of LE in ill-health
20	56.86	43.22	23.99	58.33	54.25	7.01
35	42.45	29.98	29.39	43.77	39.76	9.17
50	28.55	18.13	36.48	29.47	25.65	12.97
65	15.52	8.18	47.33	15.54	12.16	21.71
80	8.80	3.94	55.21	9.03	6.32	29.98
95	3.72	1.78	52.04	3.38	2.41	28.65

**Table 3a. Healthy life expectancy estimates for men before alignment, average 1994-2001, Finland**

Age	Life Expectancy (SAH)	Healthy Life Expectancy (SAH)		Life Expectancy (HH)	Healthy Life Expectancy (HH)	
	Years	Years	% of LE in ill-health	Years	Years	% of LE in ill-health
20	59.12	33.60	43.16	66.57	56.39	15.29
35	44.46	21.04	52.68	52.16	42.15	19.19
50	30.81	11.40	63.00	38.46	28.96	24.71
65	19.71	5.71	71.02	26.09	17.82	31.71
80	11.87	3.10	73.91	15.34	9.47	38.22
95	4.47	1.85	58.66	4.56	3.15	30.85

**Table 3b. Healthy life expectancy estimates for women before alignment, average 1994-2001, Finland**

Age	Life Expectancy (SAH)	Healthy Life Expectancy (SAH)		Life Expectancy (HH)	Healthy Life Expectancy (HH)	
	Years	Years	% of LE in ill-health	Years	Years	% of LE in ill-health
20	55.69	33.32	40.16	67.24	57.52	14.45
35	41.09	20.68	49.67	52.75	43.18	18.14
50	27.80	11.13	59.99	38.92	29.80	23.42
65	17.55	5.66	67.76	26.37	18.39	30.26
80	10.80	3.20	70.40	15.46	9.78	36.73
95	4.44	1.98	55.35	4.59	3.25	29.16

**Table 4a. Healthy life expectancy estimates for men before alignment, average 1994-2001, Germany**

Age	Life Expectancy (SAH)	Healthy Life Expectancy (SAH)		Life Expectancy (HH)	Healthy Life Expectancy (HH)	
	Years	Years	% of LE in ill-health	Years	Years	% of LE in ill-health
20	55.74	25.93	53.48	47.25	44.23	6.39
35	41.44	15.71	62.08	32.83	30.02	8.54
50	28.04	8.42	69.96	18.82	16.70	11.27
65	16.83	4.50	73.28	7.30	6.56	10.15
80	9.43	1.97	79.15	4.03	3.56	11.49
95	3.71	0.92	75.32	2.20	1.94	11.78

**Table 4b. Healthy life expectancy estimates for women before alignment, average 1994-2001, Germany**

Age	Life Expectancy (SAH)	Healthy Life Expectancy (SAH)		Life Expectancy (HH)	Healthy Life Expectancy (HH)	
	Years	Years	% of LE in ill-health	Years	Years	% of LE in ill-health
20	55.33	27.65	50.03	55.91	50.23	10.16
35	40.92	16.85	58.82	41.58	36.07	13.25
50	27.37	8.93	67.37	27.98	23.02	17.75
65	16.36	4.92	69.92	15.61	11.67	25.22
80	9.23	2.26	75.51	7.70	4.90	36.28
95	3.78	1.12	70.39	3.22	2.00	37.92

**Table 5a. Healthy life expectancy estimates for men before alignment, average 1994-2001, Greece**

Age	Life Expectancy (SAH)	Healthy Life Expectancy (SAH)		Life Expectancy (HH)	Healthy Life Expectancy (HH)	
	Years	Years	% of LE in ill-health	Years	Years	% of LE in ill-health
20	59.40	44.43	25.21	56.93	52.26	8.20
35	44.59	29.93	32.87	42.29	37.73	10.79
50	30.42	16.93	44.33	28.36	24.16	14.82
65	17.72	7.03	60.32	15.61	12.26	21.46
80	8.96	2.54	71.66	7.92	5.37	32.11
95	3.49	0.98	72.01	3.04	1.87	38.62

**Table 5b. Healthy life expectancy estimates for women before alignment, average 1994-2001, Greece**

Age	Life Expectancy (SAH)	Healthy Life Expectancy (SAH)		Life Expectancy (HH)	Healthy Life Expectancy (HH)	
	Years	Years	% of LE in ill-health	Years	Years	% of LE in ill-health
20	60.45	46.84	22.51	54.66	50.44	7.73
35	45.59	32.20	29.38	40.10	35.96	10.33
50	31.31	18.75	40.13	26.36	22.51	14.59
65	18.33	7.93	56.75	13.76	10.65	22.62
80	9.22	2.86	69.03	6.90	4.59	33.41
95	3.54	1.05	70.46	2.83	1.70	40.05

**Table 6a. Healthy life expectancy estimates for men before alignment, average 1994-2001, Ireland**

Age	Life Expectancy (SAH)	Healthy Life Expectancy (SAH)		Life Expectancy (HH)	Healthy Life Expectancy (HH)	
	Years	Years	% of LE in ill-health	Years	Years	% of LE in ill-health
20	57.31	44.26	22.76	57.62	54.85	4.80
35	43.01	31.15	27.57	43.53	40.94	5.93
50	29.45	19.60	33.44	30.04	27.83	7.37
65	17.14	10.08	41.19	17.27	15.65	9.36
80	9.26	4.33	53.23	9.70	8.40	13.33
95	3.58	1.56	56.37	3.59	3.08	14.19

**Table 6b. Healthy life expectancy estimates for women before alignment, average 1994-2001, Ireland**

Age	Life Expectancy (SAH)	Healthy Life Expectancy (SAH)		Life Expectancy (HH)	Healthy Life Expectancy (HH)	
	Years	Years	% of LE in ill-health	Years	Years	% of LE in ill-health
20	56.18	43.75	22.12	54.76	51.91	5.20
35	41.89	30.69	26.73	40.93	38.29	6.43
50	28.33	19.23	32.13	27.92	25.72	7.89
65	16.13	9.83	39.04	15.72	14.17	9.88
80	8.69	4.24	51.17	8.85	7.62	13.89
95	3.46	1.51	56.26	3.47	2.96	14.72

**Table 7a. Healthy life expectancy estimates for men before alignment, average 1994-2001, Italy**

Age	Life Expectancy (SAH)	Healthy Life Expectancy (SAH)		Life Expectancy (HH)	Healthy Life Expectancy (HH)	
	Years	Years	% of LE in ill-health	Years	Years	% of LE in ill-health
20	59.87	34.04	43.14	59.08	55.43	6.17
35	45.08	21.41	52.50	44.44	40.86	8.07
50	30.77	11.33	63.19	30.43	27.04	11.16
65	17.86	4.80	73.13	17.54	14.62	16.65
80	9.32	1.52	83.72	8.75	6.43	26.51
95	3.10	0.39	87.36	3.11	2.12	31.78

**Table 7b. Healthy life expectancy estimates for women before alignment, average 1994-2001, Italy**

Age	Life Expectancy (SAH)	Healthy Life Expectancy (SAH)		Life Expectancy (HH)	Healthy Life Expectancy (HH)	
	Years	Years	% of LE in ill-health	Years	Years	% of LE in ill-health
20	59.89	37.17	37.93	57.59	54.02	6.19
35	45.03	23.92	46.87	42.96	39.45	8.16
50	30.48	12.76	58.15	28.97	25.66	11.43
65	17.13	4.96	71.03	16.07	13.25	17.54
80	8.89	1.57	82.38	7.94	5.74	27.69
95	3.07	0.41	86.65	2.95	1.97	33.13

**Table 8a. Healthy life expectancy estimates for men before alignment, average 1994-2001, Portugal**

Age	Life Expectancy (SAH)	Healthy Life Expectancy (SAH)		Life Expectancy (HH)	Healthy Life Expectancy (HH)	
	Years	Years	% of LE in ill-health	Years	Years	% of LE in ill-health
20	62.95	24.46	61.14	66.38	55.21	16.83
35	48.41	13.75	71.61	52.22	41.37	20.77
50	34.99	6.77	80.67	39.08	29.02	25.73
65	23.60	3.23	86.31	27.22	18.73	31.18
80	14.18	1.71	87.98	16.19	10.38	35.86
95	4.50	1.02	77.25	4.52	3.04	32.87

**Table 8b. Healthy life expectancy estimates for women before alignment, average 1994-2001, Portugal**

Age	Life Expectancy (SAH)	Healthy Life Expectancy (SAH)		Life Expectancy (HH)	Healthy Life Expectancy (HH)	
	Years	Years	% of LE in ill-health	Years	Years	% of LE in ill-health
20	63.31	28.38	55.17	65.41	53.97	17.50
35	48.65	16.61	65.86	51.31	40.18	21.70
50	34.99	8.33	76.19	38.33	27.98	27.02
65	23.43	3.90	83.35	26.76	17.98	32.82
80	14.11	1.97	86.02	16.06	10.03	37.54
95	4.55	1.13	75.18	4.56	3.07	32.55

**Table 9a. Healthy life expectancy estimates for men before alignment, average 1994-2001, United Kingdom**

Age	Life Expectancy (SAH)	Healthy Life Expectancy (SAH)		Life Expectancy (HH)	Healthy Life Expectancy (HH)	
	Years	Years	% of LE in ill-health	Years	Years	% of LE in ill-health
20	59.30	45.48	23.30	57.21	47.27	17.39
35	44.81	33.02	26.31	42.90	33.70	21.44
50	30.32	20.85	31.24	29.39	21.72	26.07
65	16.39	9.64	41.20	17.31	12.00	30.65
80	9.67	4.79	50.43	8.93	4.94	44.62
95	3.75	1.95	48.16	3.20	1.54	51.87

**Table 9b. Healthy life expectancy estimates for women before alignment, average 1994-2001, United Kingdom**

Age	Life Expectancy (SAH)	Healthy Life Expectancy (SAH)		Life Expectancy (HH)	Healthy Life Expectancy (HH)	
	Years	Years	% of LE in ill-health	Years	Years	% of LE in ill-health
20	57.93	46.24	20.17	55.46	46.88	15.48
35	43.34	33.40	22.94	41.04	33.11	19.31
50	28.76	20.82	27.62	27.54	20.99	23.79
65	14.87	9.22	37.98	15.58	10.97	29.55
80	8.81	4.65	47.23	7.95	4.51	43.30
95	3.69	1.98	46.34	3.07	1.51	50.80

From these tables it is clearly shown that the level of SAH and HH varies inversely with the age cut-off levels chosen, namely, the lower the cut-point in each of the member states figures, the higher the healthy life expectancy estimate.

Figures 1 to 9 presented below illustrate changes in average life expectancy and the levels of SAH and HH for each member state for each age group for men and women separately. It appears to be the case that for all member states the measures of SAH and HH roughly progress in parallel with their corresponding levels of life expectancy.



Figure 1a. Life expectancy and healthy life expectancy using SAH and HH for men, Belgium

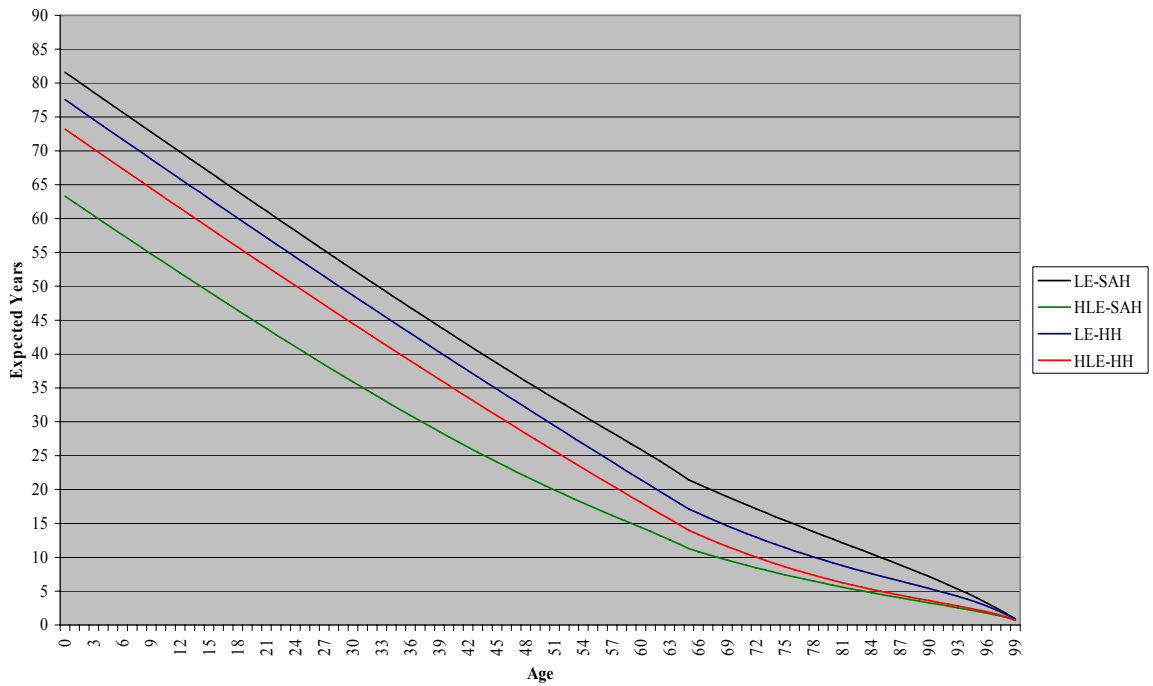


Figure 1b. Life expectancy and healthy life expectancy using SAH and HH for women, Belgium

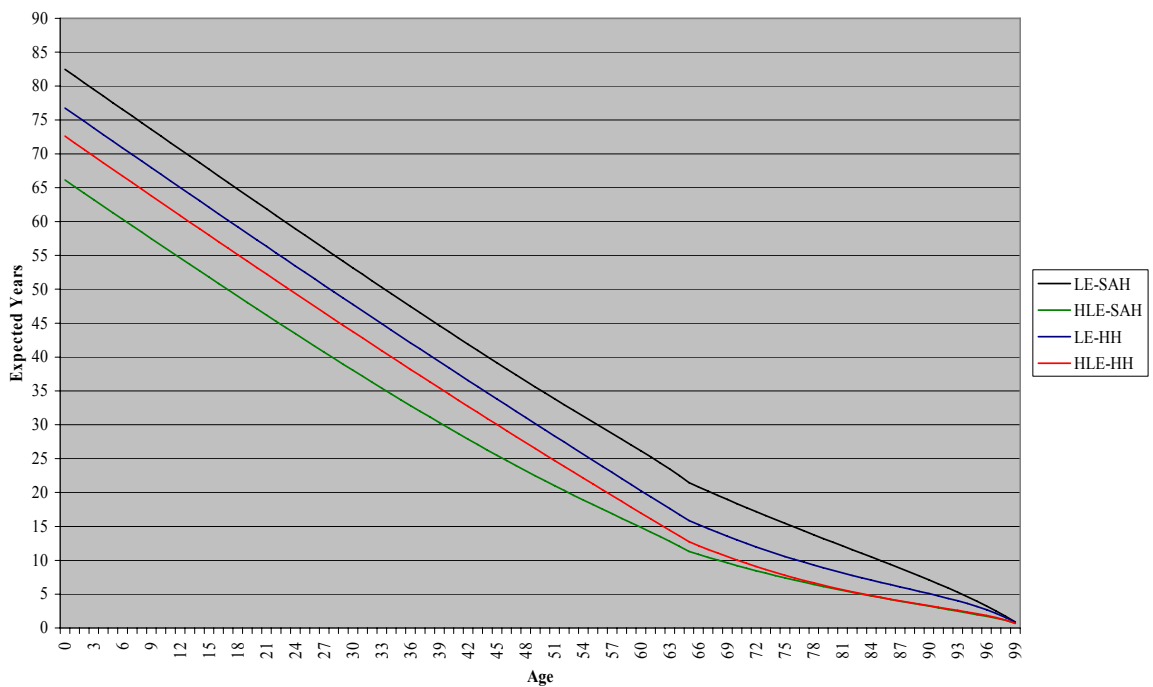


Figure 2a. Life expectancy and healthy life expectancy using SAH and HH for men, Denmark with 30% variant

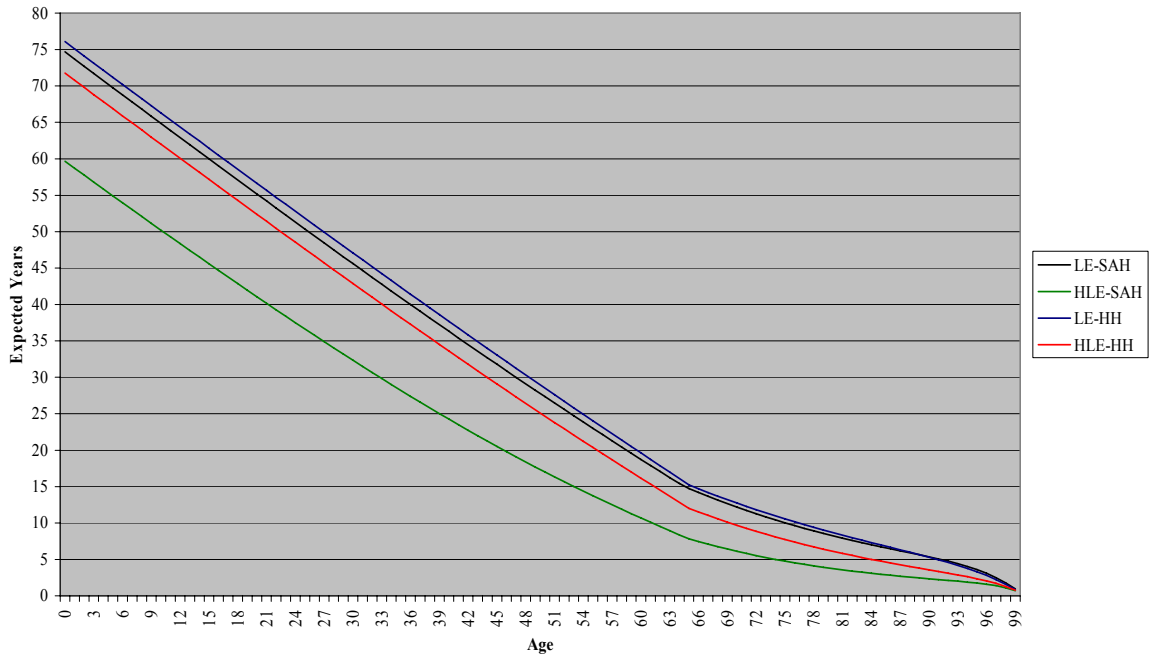


Figure 2b. Life expectancy and healthy life expectancy using SAH and HH for women, Denmark with 30% variant

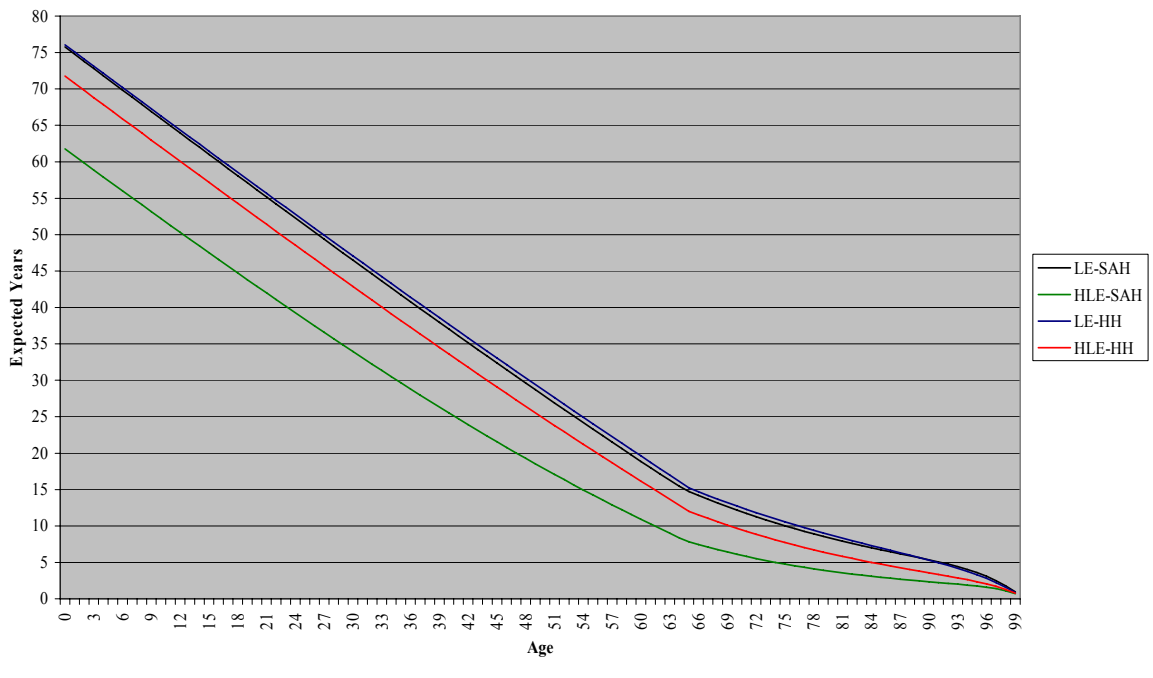


Figure 2c. Life expectancy and healthy life expectancy using SAH and HH for men, Denmark with 40% variant

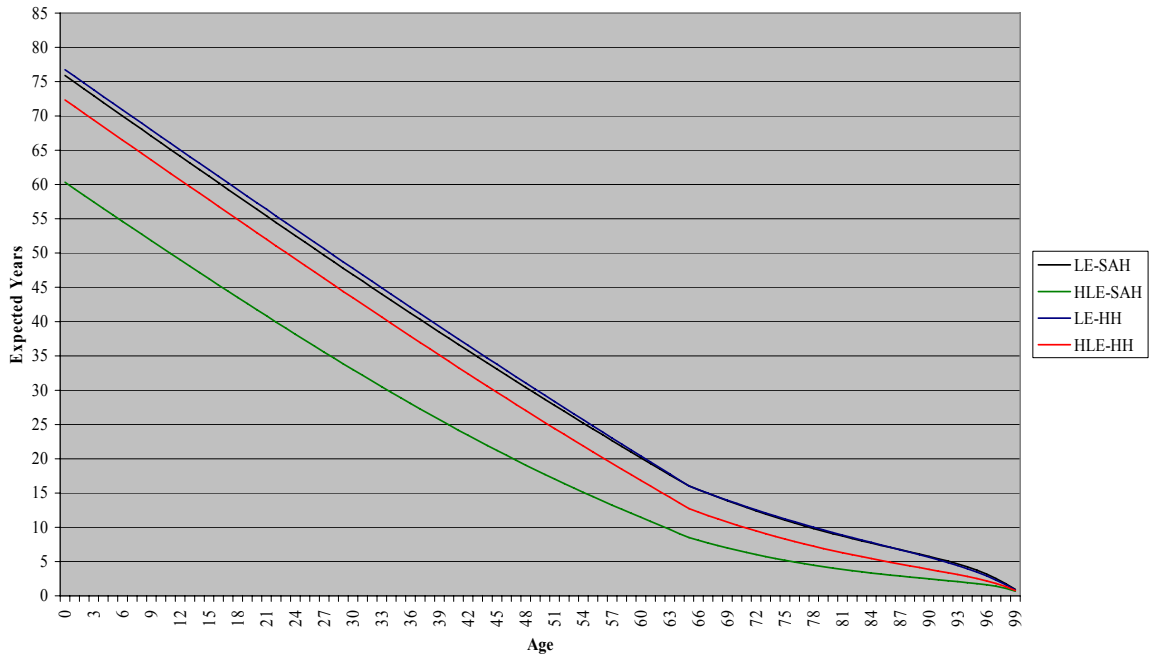


Figure 2d. Life expectancy and healthy life expectancy using SAH and HH for women, Denmark with 40% variant

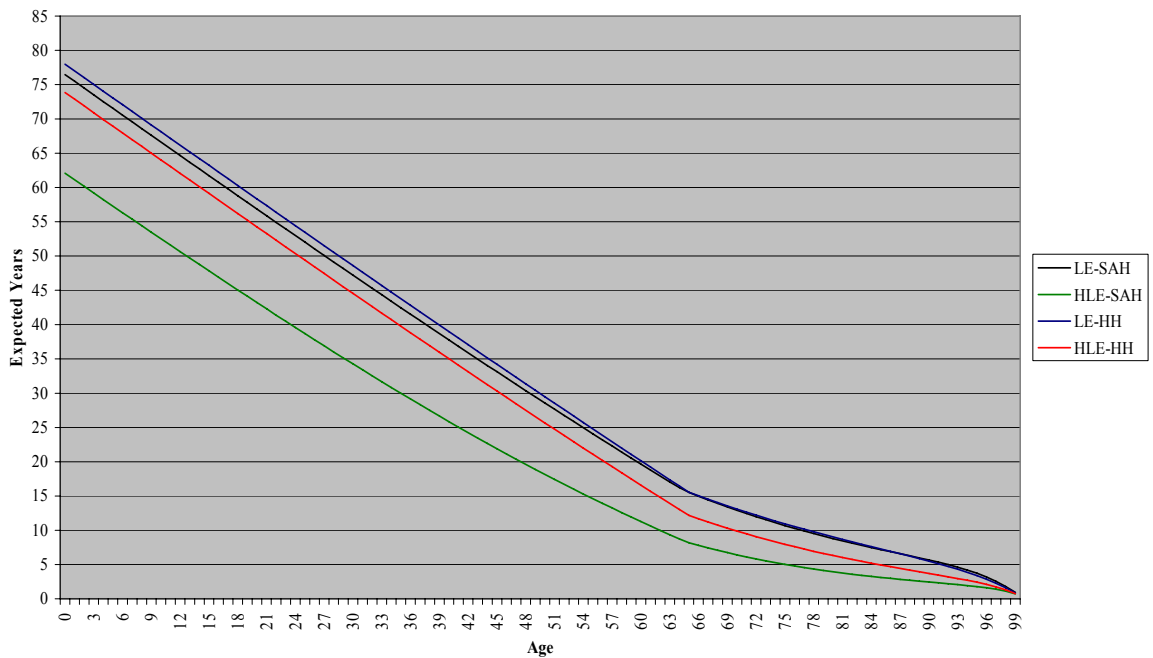


Figure 3a. Life expectancy and healthy life expectancy using SAH and HH for men, Finland

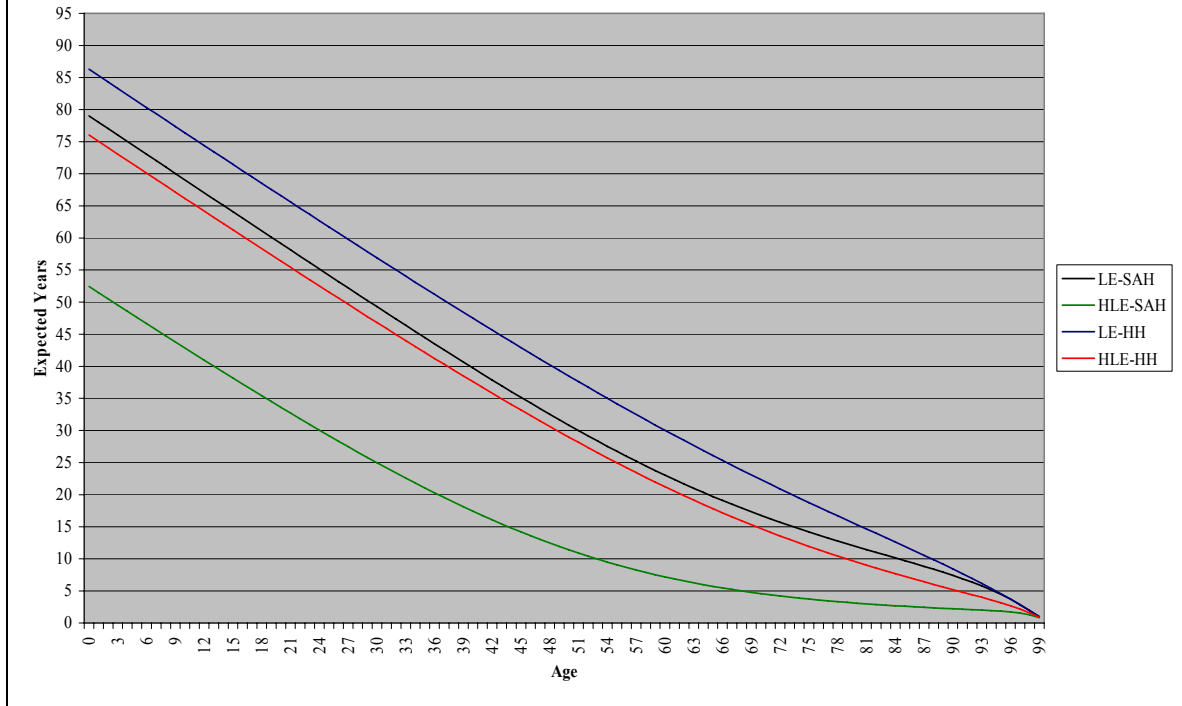


Figure 3b. Life expectancy and healthy life expectancy using SAH and HH for women, Finland

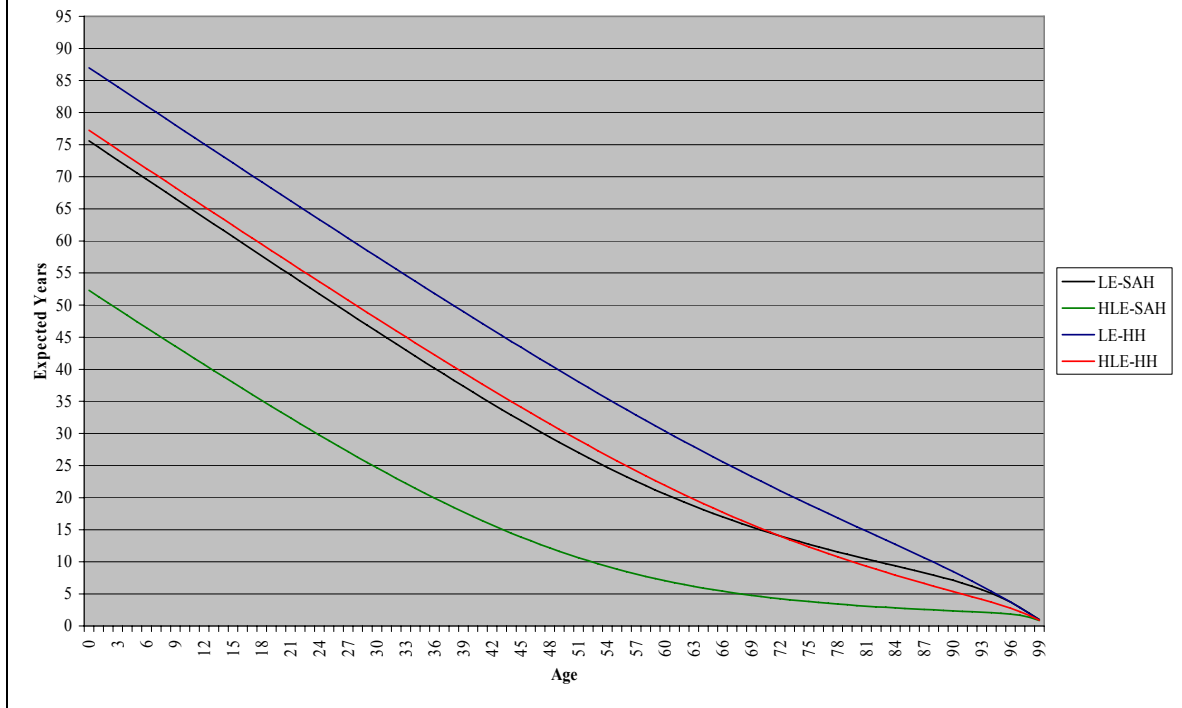


Figure 4a. Life expectancy and healthy life expectancy using SAH and HH for men, Germany

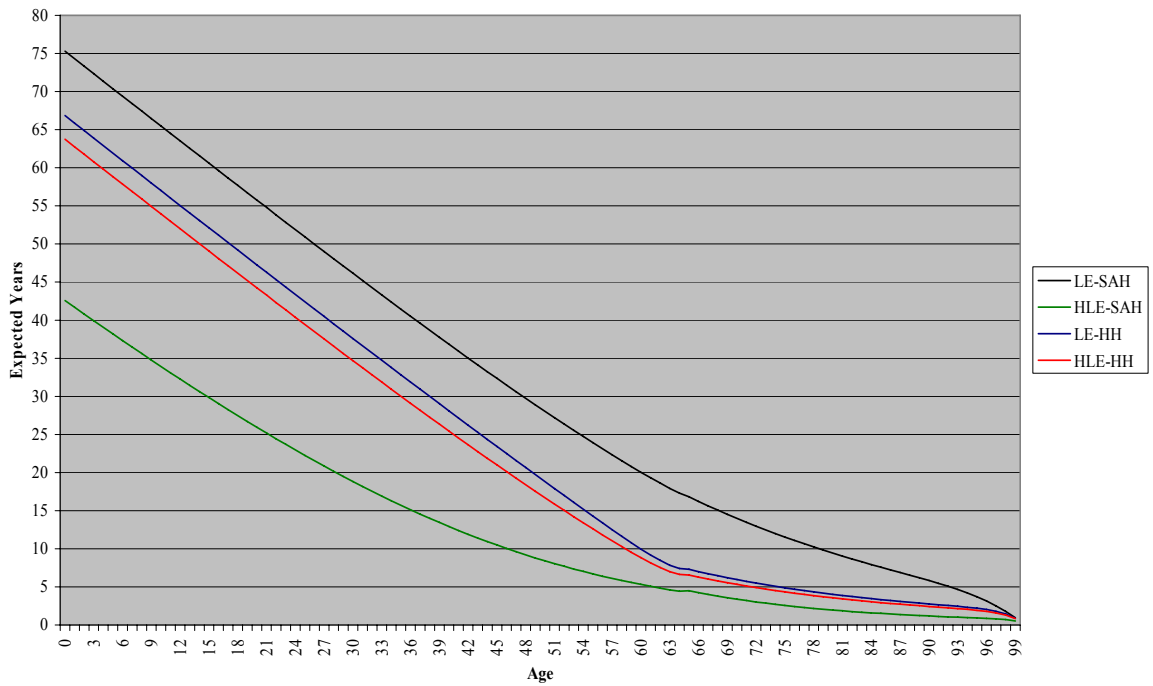


Figure 4b. Life expectancy and healthy life expectancy using SAH and HH for women, Germany

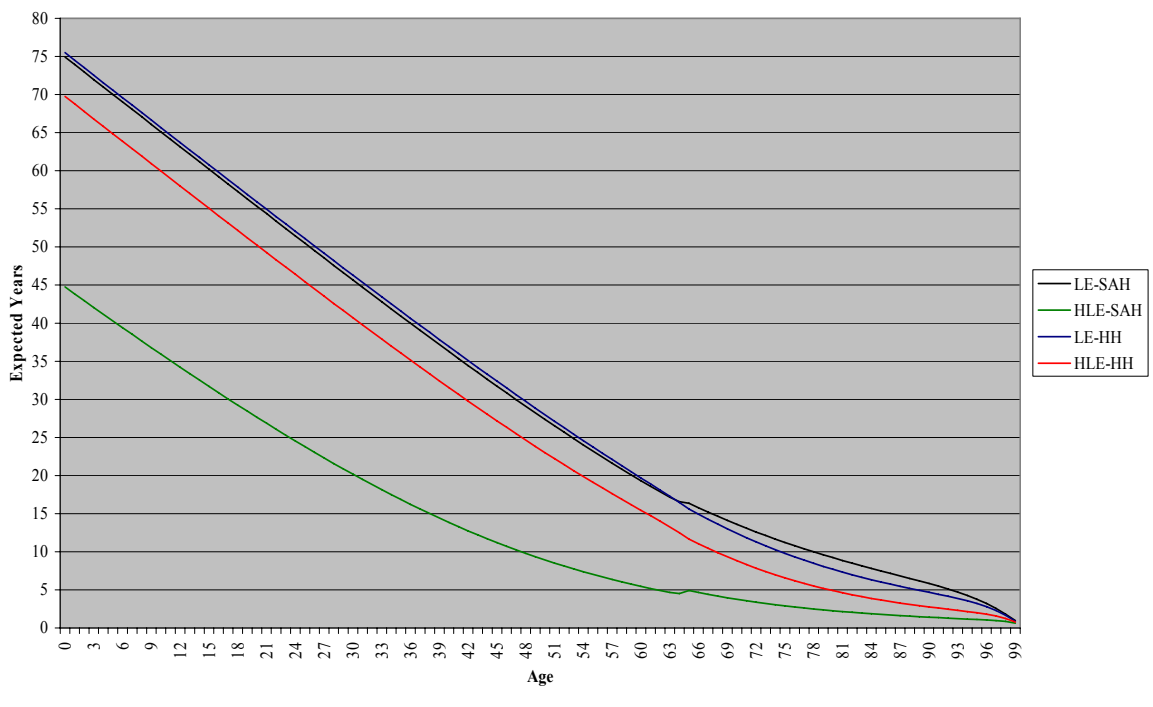


Figure 5a. Life expectancy and healthy life expectancy using SAH and HH for men, Greece

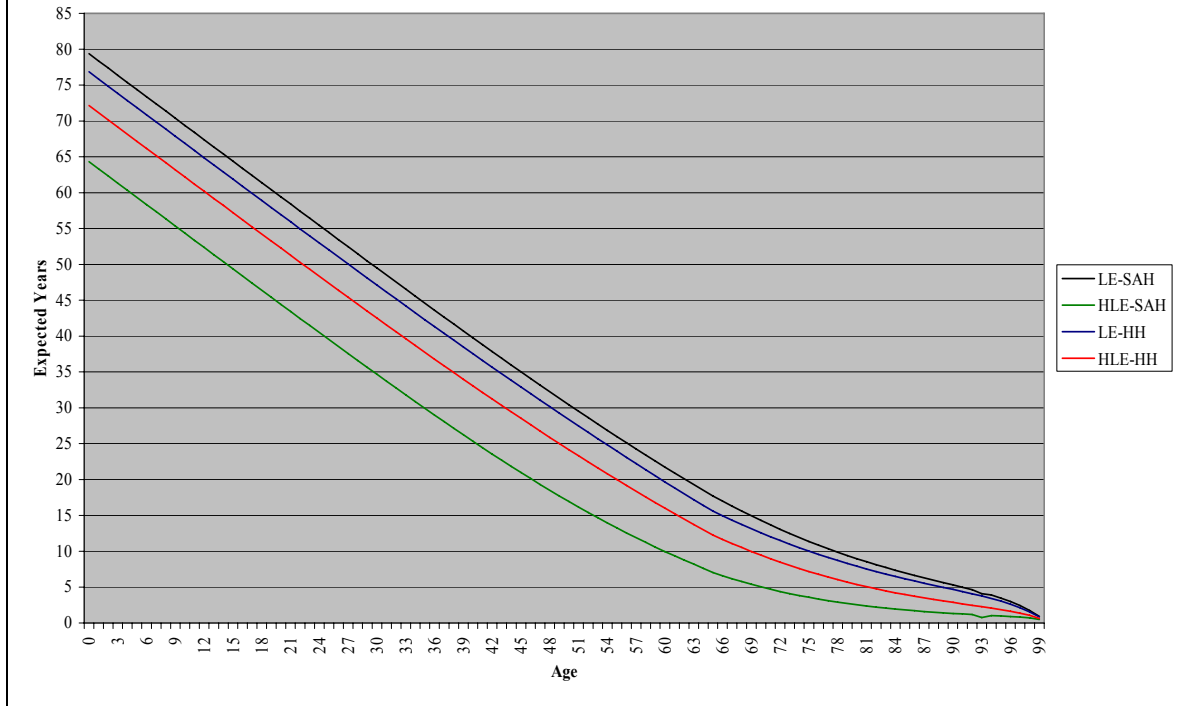


Figure 5b. Life expectancy and healthy life expectancy using SAH and HH for women, Greece

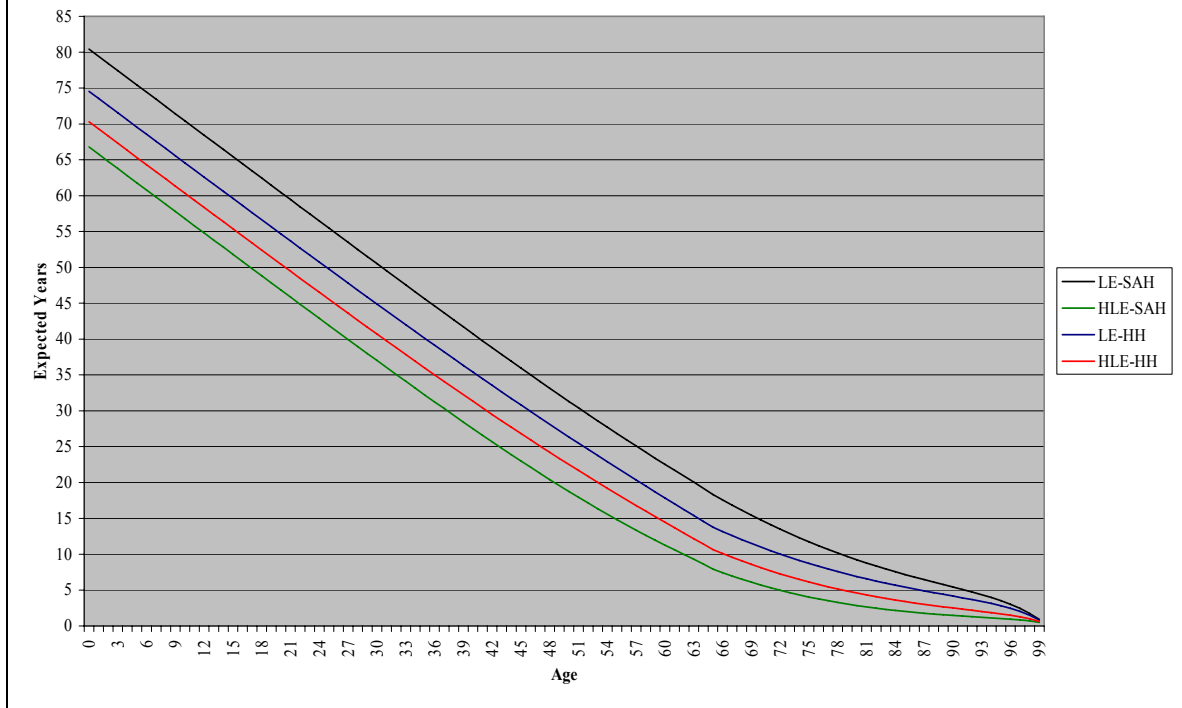


Figure 6a. Life expectancy and healthy life expectancy using SAH and HH for men, Ireland

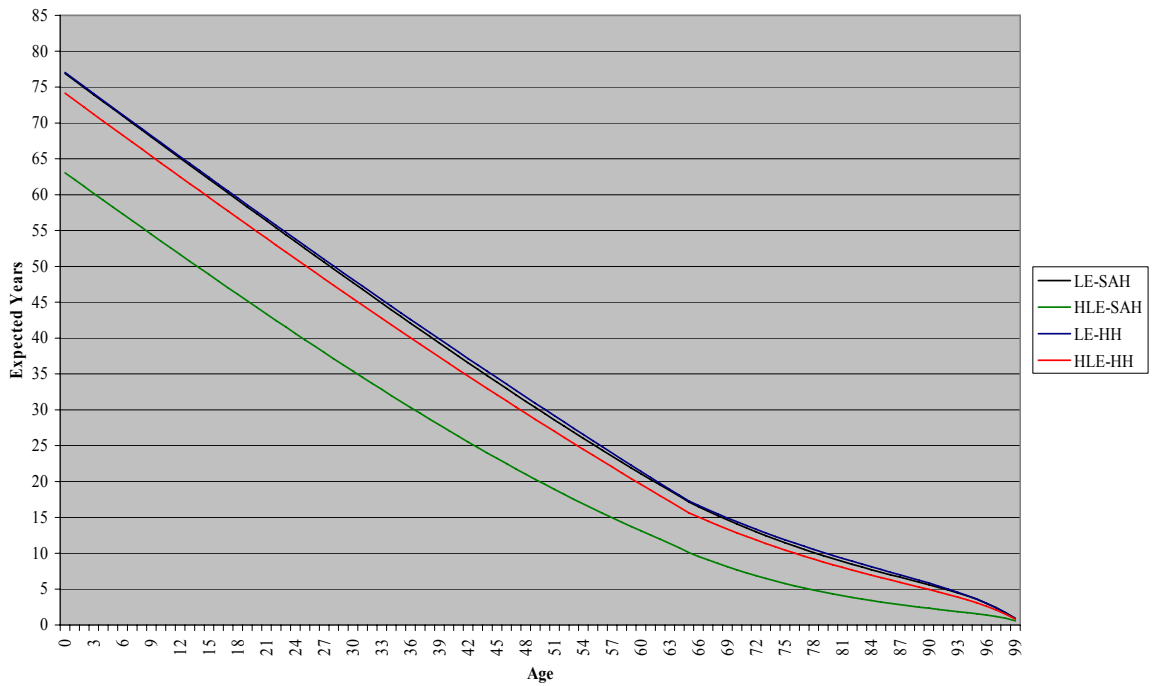


Figure 6b. Life expectancy and healthy life expectancy using SAH and HH for women, Ireland

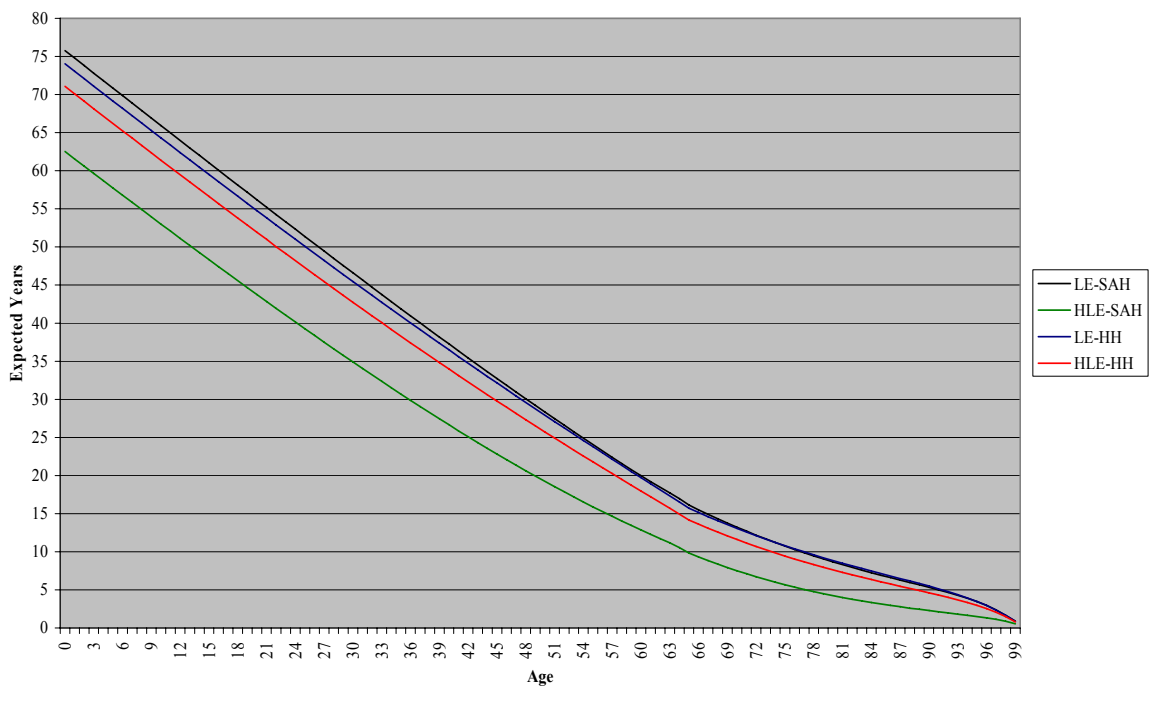


Figure 7a. Life expectancy and healthy life expectancy using SAH and HH for men, Italy

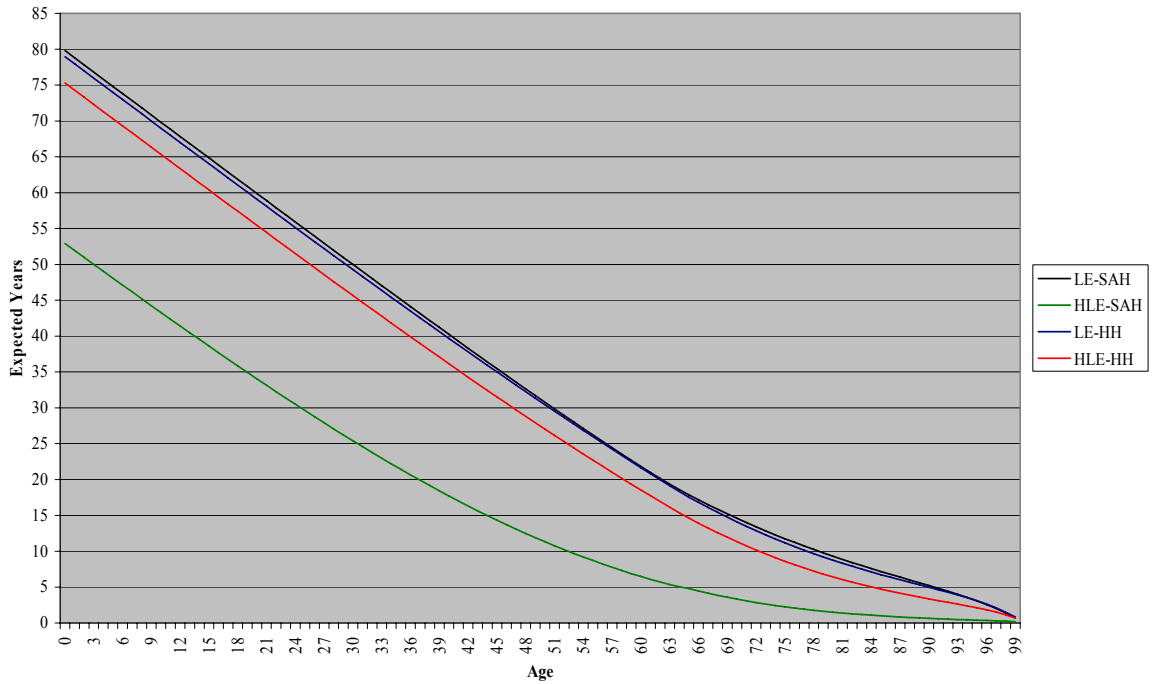


Figure 7b. Life expectancy and healthy life expectancy using SAH and HH for women, Italy

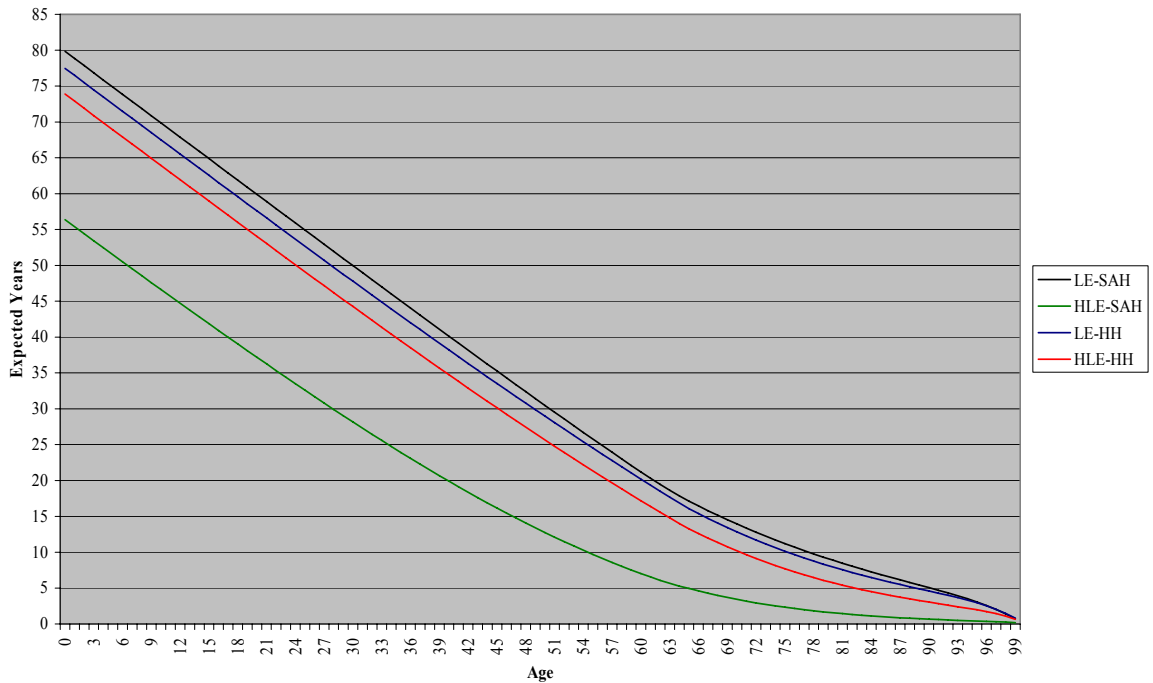




Figure 8a. Life expectancy and healthy life expectancy using SAH and HH for men, Portugal

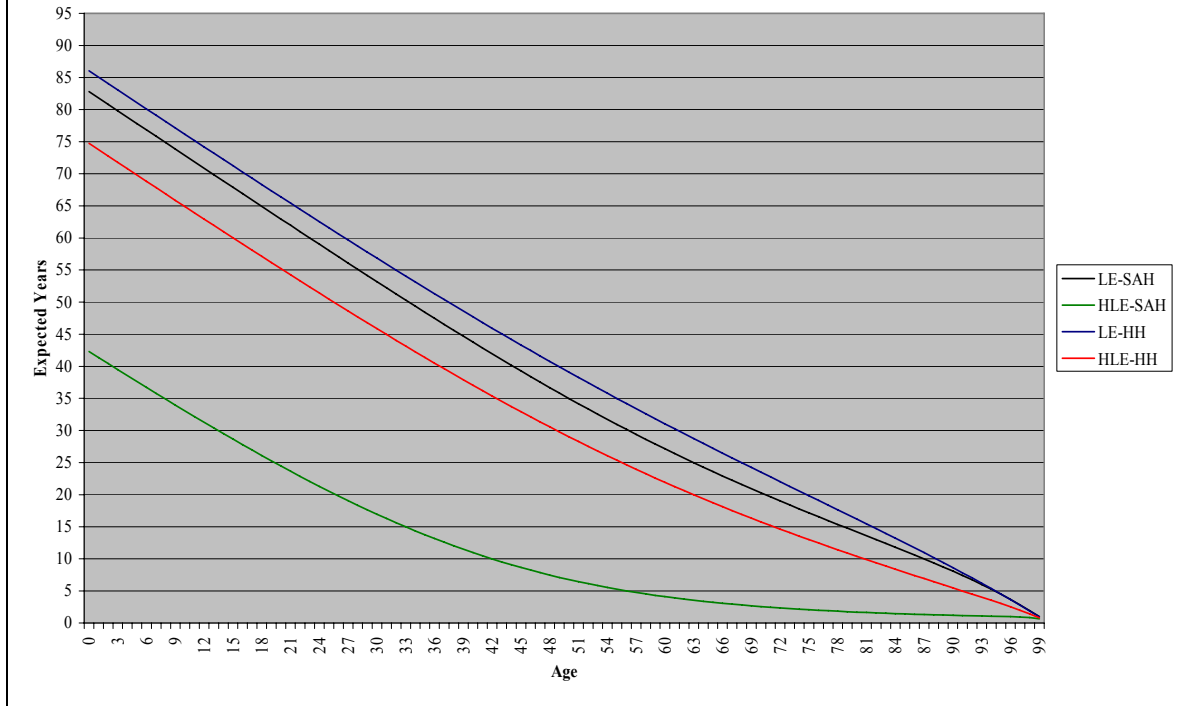
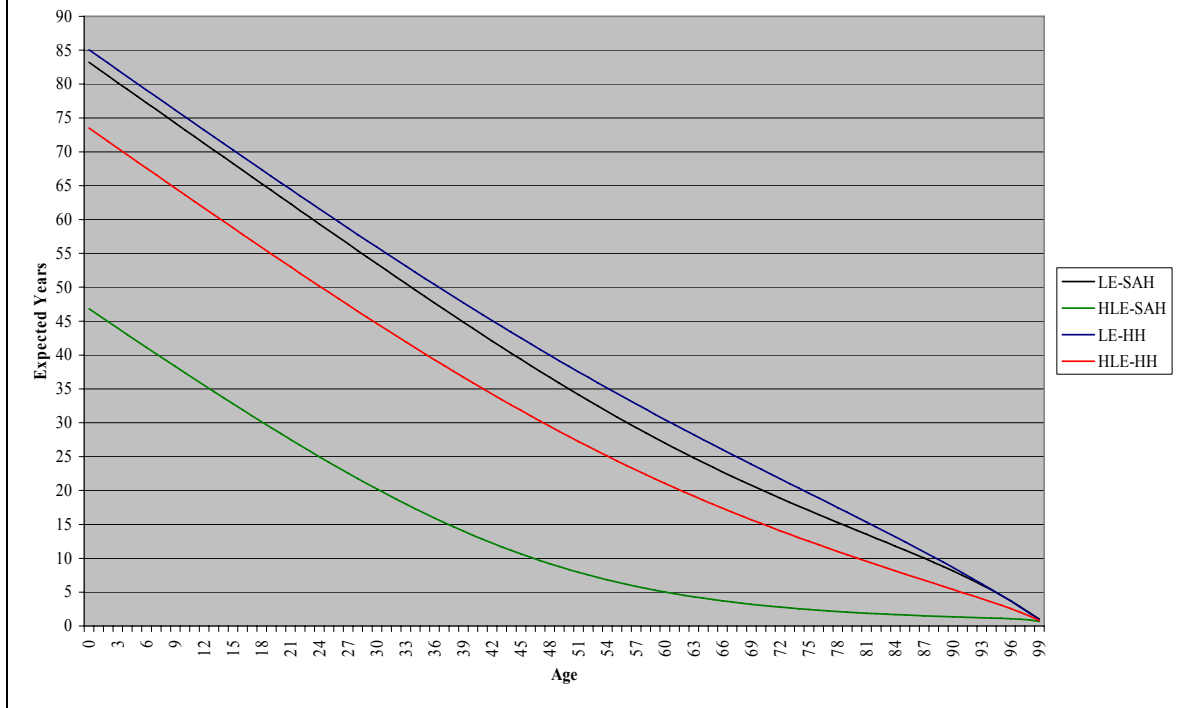
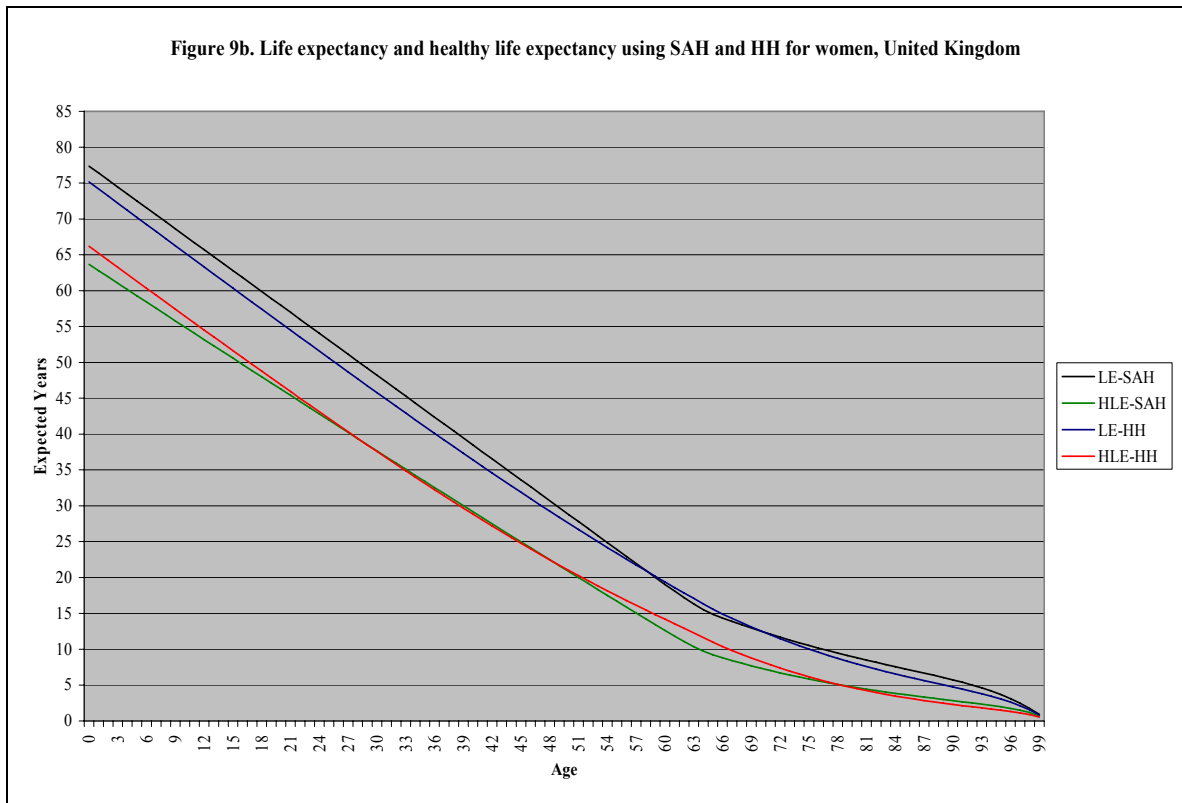
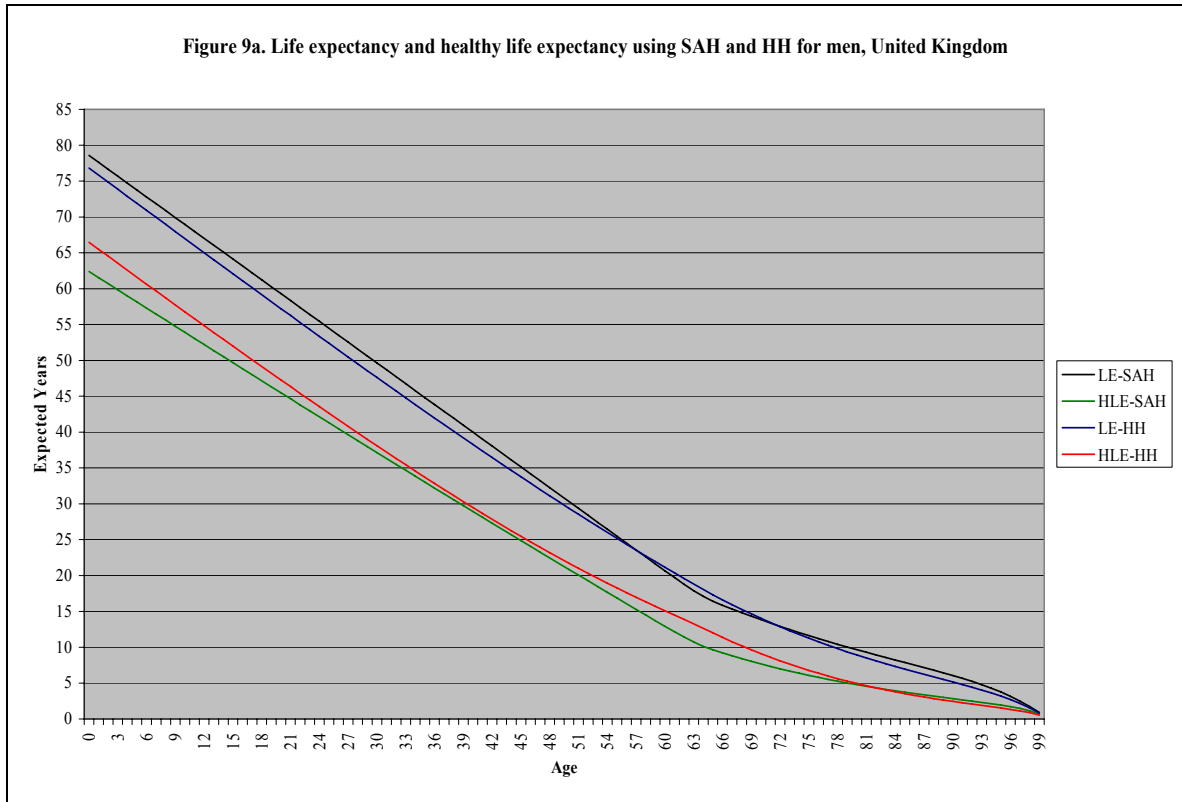


Figure 8b. Life expectancy and healthy life expectancy using SAH and HH for women, Portugal





From the figures it is clear that the percentage of the population reporting healthy life decreases with advancing age for both SAH and HH in all member states. Of the two healthy life measures, SAH shows lower rates for every age group as well as the

steepest decline with age (though the decline of SAH for the United Kingdom appears to be smaller). This gap could be the result of the sampling data from the ECHP since there were many more respondents to the SAH measure than to the HH measure of healthy life expectancy.

Furthermore, comparisons of the results for the different member states do show some consistencies. The fact that a partially ordered probit function has provided a suitable fit for all member states is itself significant. For all member states and all starting states of health there is always a pronounced age gradient in the response, with younger people more likely to report recovery or retention of a bad health state (Bebbington and Shapiro, 2005).

### ***5.2 Healthy life expectancy using the adjustment process***

Since the ECHP has collected data from a number of disparate sources on the basis of sample surveys, this may have indeed led to an incomplete sampling frame. Therefore, in order to correct for this discrepancy, we have projected new results using the alignment method set out in the previous section. This method allows us to calculate estimates of healthy and unhealthy life expectancy consistent with exogenous population mortality data for each EU member state. In order to compare the adjusted (aligned) process with the unadjusted (unaligned) process, it is important to note that the alignment results were averaged over the 8 waves of the ECHP (i.e. 1994-2001) since the unaligned results were not available for each year. Estimates of life expectancy and healthy life expectancy using SAH that account for the population mix are presented in tables 10 and 11 for men and women separately at age 65. This set of estimates provides a more accurate picture of the state of well-being in each EU member state.

The healthy life expectancies are calculated by weighting healthy life in each initial health state by the population in each initial health state generated by the adjusted transition matrices.

**Table 10. Life expectancy and healthy life expectancy estimates at age 65 using SAH for men in each EU member state**

EU member state	Life Expectancy (unadjusted)	Healthy Life Expectancy (unadjusted)		Life Expectancy (adj.)	Healthy Life Expectancy (adj.)		Eurostat estimate
	Years	Years	% of LE in ill-health	Years	Years	% of LE in ill-health	
Belgium	21.42	11.28	47.36	15.72	8.86	43.64	11.7
Denmark (with 30% variant)	14.74	7.84	46.78	15.18	6.87	51.56	8.4
Denmark (with 40% variant)	16.06	8.50	47.09	15.18	7.11	49.89	8.4
Finland	19.71	5.71	71.02	15.49	4.32	72.13	n/a
Germany	16.83	4.50	73.28	15.70	3.51	77.63	10.8
Ireland	17.14	10.08	41.19	14.29	8.88	37.82	10.1
Italy	17.86	4.80	73.13	16.56	4.53	72.64	11.9
United Kingdom	16.39	9.64	41.20	15.76	9.36	40.61	8.2

**Table 11. Life expectancy and healthy life expectancy estimates at age 65 using SAH for women in each EU member state**

EU member state	Life Expectancy (unadjusted)	Healthy Life Expectancy (unadjusted)		Life Expectancy (adj.)	Healthy Life Expectancy (adj.)		Eurostat estimate
	Years	Years	% of LE in ill-health	Years	Years	% of LE in ill-health	
Belgium	21.47	11.31	47.31	19.87	10.92	45.04	12.6
Denmark (with 30% variant)	14.74	7.84	46.78	18.43	8.12	55.94	9.9
Denmark (with 40% variant)	15.52	8.18	47.33	18.44	8.24	52.71	9.9
Finland	17.55	5.66	67.76	19.52	3.76	79.71	n/a
Germany	16.36	4.92	69.92	19.45	3.91	79.89	9.9
Ireland	16.13	9.83	39.04	17.89	10.94	38.82	10.4
Italy	17.13	4.96	71.03	20.53	5.30	74.21	14.4
United Kingdom	14.87	9.22	37.98	18.96	11.36	40.07	9.6

Columns 2 to 4 in both tables are derived from the transition probabilities computed with the ordered probit equations. Columns 5 to 7 present the results after the adjustment has taken place that renders the transition probabilities statistically coherent with the exogenous mortality data in the life tables.

In order for a comparison to be made with the Eurostat estimate of HLE<sup>10</sup>, the last column presents Eurostat's estimate of HLE for 2003 (Eurostat, 2005). From the tables it is plain to see that our estimates of SAH (both unadjusted and adjusted) healthy life expectancy are somewhat lower for all EU member states relative to the Eurostat estimate, apart for the case of United Kingdom which shows higher values for our estimates for both men and women. For instance, in Germany, whilst the Eurostat measure for healthy life expectancy for males and females is 10.8 and 9.9 years respectively, our figures for SAH (unadjusted) for males and females is 4.50 and 4.92 years respectively. The same is true when comparing Eurostat's estimate with our SAH (adjusted) figure for males and females in Germany which were 3.51 and 3.91 years respectively.

These tables were computed using ECHP longitudinal data from 1994 to 2001 for the EU member states. As mentioned previously, healthy life expectancy is given as the sum of the probability of being in a 'very good' and 'good' state given the condition of being in a 'very good' state for SAH. For HH, healthy life expectancy is simply given as the probability of being in a 'none/slight' state conditional on the probability of being in a 'none/slight' state initially. As outlined above, the basis of these tables was derived from the probit equations applied in Bebbington and Shapiro (2005) using age and gender coefficients.

In order to compare the results that the original transition matrices provided as accurately as possible, the adjustment process used population mortality data from survivorship tables for the same time period (i.e. 1994-2001). A number of conclusions can be identified from these tables. First, the adjustment process has reduced the variance between the member states significantly for measures of life expectancy for both men and women. Second, and more importantly, SAH measures of healthy life tend to be smaller with the adjustment method for each member state for men relative to the unadjusted results. However, the picture seems reversed for women in that apart from Belgium, all other member states tend to have higher SAH healthy life rates using the alignment than that using the original unadjusted data.

---

<sup>10</sup> Eurostat (2005) defines healthy life expectancy (HLE) from the age-specific prevalence (proportions) of the population in healthy and unhealthy conditions and age-specific mortality information. A healthy condition is defined simply by the absence of limitations in disability.

Tables 12 and 13 provide estimates of life expectancy and healthy life expectancy using HH that account for the population mix for men and women separately at age 65. The same definitions of healthy life expectancy were applied as in the previous results above.

**Table 12. Life expectancy and healthy life expectancy estimates at age 65 using HH for men in each EU member state**

EU member state	Life Expectancy (unadjusted)	Healthy Life Expectancy (unadjusted)		Life Expectancy (adj.)	Healthy Life Expectancy (adj.)		Eurostat estimate
	Years	Years	% of LE in ill-health	Years	Years	% of LE in ill-health	
Belgium	17.13	10.67	37.76	15.72	9.88	37.12	11.7
Denmark (with 30% variant)	15.22	8.09	46.81	15.18	8.42	44.53	8.4
Denmark (with 40% variant)	16.03	8.85	44.79	15.18	8.74	42.42	8.4
Finland	26.09	8.87	66.01	15.49	6.30	59.34	n/a
Germany	16.88	4.70	72.16	15.70	4.89	68.86	10.8
Ireland	17.27	11.00	36.32	14.29	9.51	33.40	10.1
Italy	17.54	11.54	34.17	16.56	11.26	32.02	11.9
United Kingdom	17.31	12.00	30.65	15.76	11.14	29.29	8.2

**Table 13. Life expectancy and healthy life expectancy estimates at age 65 using HH for women in each EU member state**

EU member state	Life Expectancy (unadjusted)	Healthy Life Expectancy (unadjusted)		Life Expectancy (adj.)	Healthy Life Expectancy (adj.)		Eurostat estimate
	Years	Years	% of LE in ill-health	Years	Years	% of LE in ill-health	
Belgium	15.87	9.55	39.85	19.87	12.08	39.19	12.6
Denmark (with 30% variant)	15.22	8.09	46.81	18.43	9.88	46.43	9.9
Denmark (with 40% variant)	15.54	8.24	46.97	18.44	10.00	45.76	9.9
Finland	26.37	9.58	63.67	19.52	8.03	58.87	n/a
Germany	15.61	4.42	71.69	19.45	5.36	72.46	9.9
Ireland	15.72	9.94	36.78	17.89	11.42	36.14	10.4
Italy	16.07	10.40	35.30	20.53	13.11	36.14	14.4
United Kingdom	15.58	10.97	29.55	18.96	13.08	31.01	9.6

It is clear that from tables 12 and 13 that not only has the alignment reduced the expected life expectancies for men, it has also reduced the dispersion between the member states as compared with the unadjusted results. The life expectancies for women tend to be higher for each member state except that of Finland for women, though as with the case for men, the dispersion between each member state has been reduced significantly. Furthermore, it again appears to be the case that healthy life expectancy is lower for men using the alignment procedure than that of using the original data. Though, as with the life expectancy estimates for women, healthy life estimates using HH tend to be higher except again for that of the case of Finland.

When comparing our results for HH with that of Eurostat's estimate of healthy life expectancy, a clear conclusion cannot be reached for both HH (adjusted) and HH (unadjusted) estimates. For Belgium, Germany and Italy, it appears to be the case that Eurostat estimates are indeed higher than both HH measures of healthy life expectancy for men and women. Though, as with the case of SAH, both our United Kingdom estimates for HH are higher than that of Eurostat estimates for both men and women. Finally, mix results are given for Denmark and Ireland.

In sum one apparent conclusion to this section appears to be that though there is some variation in our measures of healthy life expectancy and that of Eurostat's estimates, the alignment procedure significantly reduces the variance of both life expectancy and healthy life expectancy for men and women in each EU member state. This could suggest that the unadjusted results derived from the probit equations may appear to give inaccurate estimates of healthy life expectancy.

### ***5.3 Assessment of healthy life expectancy between the ECHP survey years***

By using the alignment process, healthy life expectancy was calculated between the ECHP years, 1994-2001. Tables 14 and 15 present estimates of the increase in life expectancy and healthy life expectancy for men and women at age 65 that has accounted for the population mix for each EU member state from 1994 (wave 1) to 2001 (wave 8). As mentioned previously, since survivorship tables for Greece and Portugal between 1994 and 2001 were unavailable, these two member states were excluded from this part of the results.

**Table 14. Increase in Life expectancy and healthy life expectancy estimates at age 65 for men in each EU member state, 1994-2001**

EU Member State	Life Expectancy (SAH)	Healthy Life Expectancy (SAH)		Life Expectancy (HH)	Healthy Life Expectancy (HH)	
	Years	Years	% point increase in share of time in ill-health	Years	Years	% point increase in share of time in ill-health
Belgium	1.07	0.51	0.59	1.07	0.59	0.54
Denmark (with 30% variant)	0.90	0.37	0.64	0.90	0.44	0.37
Denmark (with 40% variant)	0.90	0.39	0.59	0.90	0.47	0.33
Finland	1.08	0.17	0.87	1.08	0.36	0.53
Germany	1.37	0.13	1.13	1.37	0.21	1.34
Ireland <sup>11</sup>	0.00	0.00	0.00	0.00	0.00	0.00
Italy	1.23	0.16	1.05	1.23	0.73	0.67
United Kingdom	1.48	0.74	0.92	1.48	0.87	0.63

<sup>11</sup> The Irish life tables which are published in the Central Statistical Office (CSO), are only available at the time of a census, in this case it is taken as an average between 1995 and 1997. Therefore the data gathered are averages between 1995 and 1997 and so do not represent yearly estimates of healthy life expectancy. Hence, since the data was only available in one period, the difference of the values is zero. This applies to both men and women.



**Table 15. Increase in Life expectancy and healthy life expectancy estimates at age 65 for women in each EU member state, 1994-2001**

EU Member State	Life Expectancy (SAH)	Healthy Life Expectancy (SAH)		Life Expectancy (HH)	Healthy Life Expectancy (HH)	
	Years	Years	% point increase in share of time in ill-health	Years	Years	% point increase in share of time in ill-health
Belgium	0.76	0.34	0.37	0.76	0.39	0.37
Denmark (with 30% variant)	0.49	0.17	0.38	0.49	0.21	0.26
Denmark (with 40% variant)	0.49	0.18	0.35	0.49	0.21	0.27
Finland	1.08	0.11	0.77	1.08	0.33	0.58
Germany	1.26	0.10	0.80	1.26	0.15	1.02
Ireland	0.00	0.00	0.00	0.00	0.00	0.00
Italy	1.16	0.11	0.91	1.16	0.61	0.65
United Kingdom	0.97	0.50	0.41	0.97	0.52	0.29

As one would expect from these tables, both measures of healthy life expectancy tend to increase steadily with time for each member state (although the increases are of negligible proportions). It is interesting to note also that the HH measure tends to produce higher estimates of healthy life for both men and women for each member state than does the SAH estimate. This could be due to a number of reasons, for instance, the health categories of the two healthy life measures could be interpreted differently by different individuals and hence more people therefore stating a healthy state of wellbeing for the HH estimate. Finally, the biggest increase in both measures of healthy life expectancy seems to be for men in the United Kingdom with a change of 0.87 years for SAH and for women in Italy with a change of 0.61 years for the HH measure of healthy life expectancy.

#### ***5.4 Estimates of the variance of the healthy life estimator***

In table 16 we show the results of these calculations. We present the standard deviation of the expected time with good or very good self-reported health for someone in good or very good health at age 65 in 2001. The variances are calculated by means of stochastic simulation of the base transition probabilities, with the shocks calculated on the assumption that they are normally distributed and independent of each other. The means of the shocks are set to zero and the standard deviations are

proportional to the transition estimates themselves, scaled to reflect the Mahalanobis criterion.

The simulations themselves are time-consuming, with each set of simulations taking about two hours on a fast computer and it is for this reason that we present the results only for one year and only for self-reported health. While there is no obvious basis for comparison, a likely conclusion, given the nature of the exercise is that the standard deviations are lower than one might have expected. In other words, the technique used here, based on inference about the reliability of the transition probabilities from their ability to match given data (mortality rates) does not fully represent the uncertainty surrounding the uncertainty in the transition probabilities. Of course this is in any case quite independent of the question how far the self-reported health states actually represent what they purport to represent.

**Table 16. Estimates of the variances of the healthy life estimator in each EU member state**

Country	Gender	Very Good		Good	
		Mean	Std.	Mean	Std.
Belgium	Male	8.95	0.32	8.46	0.16
	Female	10.63	0.32	10.44	0.16
Denmark (with 30% variant)	Male	8.24	0.10	7.40	0.07
	Female	9.38	0.07	8.45	0.06
Denmark (with 40% variant)	Male	8.33	0.14	7.74	0.11
	Female	9.43	0.09	8.56	0.06
Finland	Male	5.43	0.15	4.54	0.12
	Female	6.17	0.13	5.17	0.10
Germany	Male	4.53	0.06	3.42	0.05
	Female	5.32	0.06	3.70	0.04
Italy	Male	4.77	0.06	4.34	0.06
	Female	5.43	0.05	5.10	0.04
United Kingdom	Male	9.65	0.20	8.99	0.11
	Female	11.71	0.13	11.04	0.09
Ireland	Male	8.63	0.19	8.38	0.15
	Female	10.84	0.12	10.85	0.11

## **6. Summary and conclusions**

Since this paper outlines a longitudinal health survey different to that performed using cross-sectional data and Sullivan's method, this has meant we have taken into account of transitions into and out of various health states over time for the EU member states. This multistate approach has the advantage over Sullivan's method of providing healthy life expectancy estimates based on current rather than historical morbidity incidence rates. The multistate life tables of the transition probabilities and the expected time spent in each health state presented in appendix 1 for all member states also provides a clearer basis on which to predict service needs.

The ability to distinguish between severe and lesser levels of healthy life across the community countries has meant that a comprehensive comparison can be conducted since data for the ECHP is widely available. However, it has to be recalled that when using such measures the levels of SAH and HH can change over time simply due to changes in individuals' expectations rather than a true deterioration or improvement in the population's health. Also, both health measures differ between different subgroups of the population. For instance, the 'very good' health category will mean different things to different people depending on their age, gender and socio-economic circumstances. The same issue of perception and interpretation do not apply to total life expectancy, hence, the difference between quality and quantity health measures.

In sum, healthy life expectancy is a useful measure for monitoring policy and predicting future demand for health and social services, and has been used to indicate the likely future demand for long-term care (Bebbington and Wittenberg, 1999). One of the key priorities for older people in the United Kingdom's strategy for tackling poverty and social exclusion is improving opportunities for older people to live secure, fulfilling and active lives. The EU's strategy for sustainable development has an overall objective to improve the health of the community overall, and uses healthy life expectancy at birth as an indicator of progress.

Finally, our estimation methods outlined above has meant that we have the unique advantage of being able to produce a multistate method of using the ECHP

longitudinal survey to predict precise estimates of healthy life expectancy for the EU member states. The results of this study suggest that new approaches to health state valuation may hold promise. We are hopeful that wider application of these methods can lead to significant improvements in the development of valid, reliable and comparable health state valuations for use in summary measures of population health and evaluations of the benefits of health interventions. Future areas for development may include breakdowns by region, social class and ethnic group, particularly in view of the European Commission's aim to reduce health inequalities.

## References

- Bajekal, M., Harries, T., Breman, R. and Woodfield, K. (2004). *Review of Disability Estimates and Definitions*, London, Report for the Department of Work and Pensions, pp 1-158.
- Bebbington, A. and Shapiro, J. (2004). Incidence of poor health and long-term care, *Ageing, Health Status and Determinants of Health Expenditure (AHEAD)*, Work Package 3, Final Report, pp 1-159.
- Bebbington, A. and Shapiro, J. (2004). Health transitions in the European Community Household Panel Survey, *PSSRU Discussion Paper*, No. 2122.
- Bebbington, A. and Wittenberg, R. (1999). The implications for long term care finance of trends in healthy life expectancy, in the 11<sup>th</sup> Work-group meeting REVES, London.
- Bone, M.R. (1992). International efforts to measure health expectancy, *Journal of Epidemiology and Community Health*, Vol. 46, No. 6, pp 555-558.
- Contoyannis, P. and Jones, A. (2001). Socioeconomic status, health and lifestyle, *University of York*, Discussion Papers, No. 19, pp 1-34.
- Contoyannis, P., Jones, A.M. and Rice, N. (2004). The dynamics of health in the British Household Panel Survey, *Journal of Applied Econometrics*, Vol. 19, No. 4, pp 473-503.
- Crimmins, E.M., Hayward, M.D. and Saito, Y. (1994). Changing mortality and morbidity rates and the health status and life expectancy of the older population, *Demography*, Vol. 31, No. 1, pp 159-175.
- Eurostat (2002). Health Statistics: Key data on health 2002, Luxembourg, *European Commission*.

- Eurostat (2005). Health Statistics: Key data on health 2005, Luxembourg, *European Commission*.
- Mathers, C.D. (1991). Health expectancies in Australia 1981 and 1988, *Australian Institute of Health*, Canberra, pp 1-31.
- Sanders, B.S. (1964). Measuring community health levels, *American Journal of Public Health*, Vol. 54, No. 7, pp 1063-1070.
- Sullivan, D.F. (1966). Conceptual problems in developing an index of health, *Vital and Health Statistics*, Vol 2, No. 7, pp 1-18.
- Sullivan, D.F. (1971). *A single index of mortality and morbidity*, *HSMHA health Reports*, Vol. 86, pp 347-354.
- Nicoletti, C. and Perrachi, F. (2004). Survey response and survey characteristics: Micro-level evidence from the European Community Household Panel, *CEIS*, Working Paper, No. 64, pp 1-27.
- Perrachi, F. (2002). The European Community Household Panel: A review, *Age Ageing*, Vol. 27, pp 63-90.
- Robine, J-M., Romieu, I., Jagger, C. and Egidi, V. (1998). Health expectancies in the European Community Household Panel: Data analysis, *Reves Paper*, No. 320, pp 1-46.
- Robine, J-M., Romieu, I. and Cambois, E. (1999). Health expectancy indicators, *Bulletin of the World Health Organization*, Vol. 72, No. 2, pp 181-185.
- Robine, J-M. and Jagger, C. (2003). Creating a coherent set of indicators to monitor health across Europe: The Euro-REVES project 2, *European Journal of Public Health*, Vol. 13, No. 3, pp 6-14.

- Robine, J-M., Jagger, C. and van Oyen, H. (2004). The Euro-REVES approach: A vision for Europe, *Joint UNECE/WHO/Eurostat Meeting*, pp 1-18.
- Rogers, A., Rogers, R.G. and Belanger, A. (1990). Longer life but worse health? Measurement and dynamics, *Journal of Gerontology*, Vol. 30, No. 5, pp 640-649.
- Smith, J.P. (1999). Healthy bodies and thick wallets: The dual relationship between and health and economic status, *Journal of Economic Perspectives*, Vol. 13, pp 145-166.
- van den Berg, J. (2001). Collecting data on disability in EU general population surveys, *UN International Seminar on the Measurement of Disability*, New York, 2001, pp 1-13.
- Wooldridge, J.M (2002). *Econometric Analysis of Cross-Section and Panel Data*, Cambridge, MA, MIT Press.
- World Health Organisation (2001). The World Health Report 2001, Mental health: New understanding, new hope, *World Health Organisation*, Geneva, pp 1-169.

## **Appendix 1: Health transition matrices and expected time spent in each state**

This section contains details of the key health transition data for each of the ECHP participating countries. Depending on the quality of the available data for each country, the analysis described in the text has been undertaken.

The first 4 tables presents for each EU member state the expected time spent in each health state (in years) from the multistate method outlined in section 4 which allow transitions among all states of health of the two measures, SAH and HH<sup>12</sup>. It is important to note that these rates exclude transitions to long-stay health care, and so should be regarded as conditional on no such transition.

Tables 5 to 8 present for each member state, transition probabilities for each health classification which provides a set of probabilities that an individual in one state in one year stays in the same or moves to a different state in the following year. As an alternative to Bebbington and Shapiro (2005), where the results were divided between people under 65 and people over 65, an attempt was made to compute gender specific values for all age groups between 16 and 95 for each EU member state.

---

<sup>12</sup> While the general health question of both health states seek to measure the same underlying concept, differences in the response format and survey context mean that the measures are not directly comparable.



# A1.1 Belgium

Expected time spent in each health state for self-reported health (SAH) for men																
L.State	Very Good				Good				Fair				Bad/Very Bad			
E.State	VG	G	F	B/VB	VG	G	F	B/VB	VG	G	F	B/VB	VG	G	F	B/VB
Age																
0	23.65	39.65	15.56	2.74	23.11	40.18	15.59	2.74	22.47	40.30	16.01	2.76	21.68	39.60	16.44	3.16
1	23.04	39.30	15.53	2.74	22.44	39.87	15.58	2.74	21.84	39.90	16.03	2.77	21.27	39.38	16.42	3.09
2	22.48	38.90	15.50	2.74	21.87	39.48	15.56	2.74	21.28	39.50	16.01	2.77	20.69	38.96	16.40	3.10
3	21.93	38.50	15.47	2.74	21.31	39.09	15.53	2.74	20.71	39.09	16.00	2.77	20.13	38.53	16.38	3.10
4	21.38	38.10	15.44	2.73	20.76	38.69	15.50	2.74	20.16	38.68	15.98	2.77	19.57	38.09	16.36	3.11
5	20.84	37.69	15.41	2.73	20.21	38.28	15.47	2.73	19.61	38.26	15.96	2.77	19.02	37.65	16.33	3.12
6	20.31	37.28	15.38	2.73	19.67	37.88	15.44	2.73	19.07	37.84	15.93	2.77	18.48	37.21	16.31	3.13
7	19.79	36.86	15.34	2.73	19.14	37.46	15.41	2.73	18.54	37.41	15.91	2.77	17.94	36.75	16.28	3.14
8	19.27	36.44	15.31	2.73	18.62	37.04	15.37	2.73	18.02	36.97	15.89	2.77	17.41	36.29	16.25	3.15
9	18.76	36.01	15.27	2.72	18.10	36.62	15.34	2.73	17.50	36.53	15.86	2.77	16.89	35.83	16.22	3.16
10	18.26	35.57	15.23	2.72	17.59	36.19	15.30	2.72	16.99	36.08	15.83	2.77	16.38	35.35	16.18	3.17
11	17.77	35.13	15.19	2.72	17.09	35.75	15.26	2.72	16.49	35.63	15.80	2.77	15.87	34.88	16.15	3.18
12	17.28	34.69	15.14	2.72	16.60	35.31	15.22	2.72	15.99	35.17	15.77	2.77	15.38	34.39	16.11	3.19
13	16.80	34.24	15.10	2.71	16.11	34.86	15.18	2.72	15.51	34.71	15.74	2.77	14.89	33.90	16.07	3.20
14	16.33	33.79	15.05	2.71	15.64	34.41	15.14	2.72	15.03	34.24	15.71	2.77	14.41	33.40	16.02	3.21
15	15.87	33.33	15.00	2.71	15.17	33.96	15.09	2.71	14.56	33.76	15.67	2.77	13.93	32.90	15.98	3.22
16	15.41	32.87	14.95	2.70	14.70	33.50	15.04	2.71	14.09	33.28	15.63	2.77	13.47	32.39	15.93	3.23
17	14.96	32.41	14.89	2.70	14.25	33.03	15.00	2.71	13.64	32.79	15.59	2.76	13.01	31.87	15.88	3.24
18	14.52	31.94	14.84	2.70	13.80	32.56	14.94	2.70	13.19	32.30	15.55	2.76	12.56	31.35	15.82	3.25
19	14.09	31.46	14.78	2.69	13.36	32.09	14.89	2.70	12.75	31.81	15.50	2.76	12.12	30.83	15.76	3.26
20	13.67	30.98	14.72	2.69	12.93	31.61	14.83	2.69	12.32	31.31	15.45	2.76	11.69	30.29	15.70	3.28
21	13.25	30.50	14.66	2.68	12.51	31.13	14.78	2.69	11.90	30.80	15.40	2.76	11.27	29.76	15.64	3.29
22	12.84	30.02	14.59	2.68	12.10	30.65	14.71	2.68	11.49	30.29	15.35	2.76	10.85	29.22	15.57	3.30
23	12.44	29.53	14.52	2.67	11.69	30.16	14.65	2.68	11.08	29.78	15.30	2.76	10.45	28.67	15.50	3.31
24	12.05	29.04	14.45	2.66	11.29	29.66	14.59	2.67	10.69	29.26	15.24	2.76	10.05	28.12	15.42	3.32
25	11.66	28.54	14.38	2.66	10.90	29.17	14.52	2.67	10.30	28.74	15.18	2.75	9.66	27.56	15.34	3.33
26	11.29	28.04	14.30	2.65	10.52	28.67	14.45	2.66	9.92	28.21	15.11	2.75	9.28	27.00	15.26	3.34
27	10.92	27.54	14.22	2.64	10.14	28.16	14.37	2.65	9.54	27.68	15.04	2.75	8.91	26.44	15.17	3.35
28	10.56	27.04	14.14	2.63	9.78	27.66	14.29	2.65	9.18	27.15	14.97	2.75	8.54	25.87	15.08	3.36
29	10.21	26.54	14.06	2.63	9.42	27.15	14.21	2.64	8.82	26.61	14.90	2.74	8.19	25.30	14.98	3.37
30	9.86	26.03	13.97	2.62	9.07	26.64	14.13	2.63	8.47	26.07	14.82	2.74	7.84	24.72	14.88	3.38
31	9.52	25.52	13.88	2.61	8.73	26.12	14.05	2.62	8.14	25.53	14.74	2.73	7.51	24.15	14.78	3.39
32	9.20	25.01	13.78	2.59	8.40	25.61	13.96	2.61	7.80	24.99	14.66	2.73	7.18	23.57	14.67	3.39
33	8.87	24.50	13.68	2.58	8.07	25.09	13.86	2.60	7.48	24.44	14.57	2.72	6.86	22.99	14.55	3.40
34	8.56	23.99	13.58	2.57	7.75	24.57	13.77	2.59	7.17	23.89	14.48	2.72	6.55	22.41	14.43	3.41
35	8.26	23.48	13.48	2.56	7.44	24.06	13.67	2.58	6.86	23.34	14.38	2.71	6.24	21.82	14.31	3.42
36	7.96	22.97	13.37	2.54	7.14	23.54	13.57	2.56	6.56	22.79	14.28	2.70	5.95	21.24	14.18	3.42
37	7.67	22.46	13.26	2.53	6.85	23.02	13.46	2.55	6.27	22.24	14.17	2.70	5.67	20.65	14.04	3.43
38	7.39	21.95	13.14	2.51	6.56	22.50	13.35	2.53	5.99	21.69	14.07	2.69	5.39	20.07	13.90	3.43
39	7.11	21.44	13.03	2.49	6.29	21.98	13.24	2.52	5.72	21.14	13.95	2.68	5.12	19.49	13.76	3.44
40	6.85	20.93	12.90	2.47	6.02	21.46	13.12	2.50	5.45	20.59	13.84	2.67	4.86	18.90	13.61	3.44
41	6.59	20.42	12.78	2.45	5.76	20.94	13.00	2.48	5.20	20.04	13.72	2.66	4.61	18.32	13.45	3.44
42	6.34	19.92	12.65	2.43	5.50	20.42	12.88	2.46	4.95	19.49	13.59	2.64	4.37	17.75	13.29	3.44
43	6.09	19.42	12.52	2.41	5.26	19.91	12.75	2.44	4.71	18.94	13.46	2.63	4.13	17.17	13.12	3.44
44	5.86	18.92	12.38	2.38	5.02	19.40	12.62	2.42	4.47	18.40	13.33	2.61	3.91	16.60	12.95	3.44
45	5.63	18.42	12.24	2.35	4.79	18.89	12.49	2.39	4.25	17.86	13.19	2.60	3.69	16.03	12.77	3.44
46	5.41	17.93	12.10	2.33	4.56	18.38	12.35	2.37	4.03	17.32	13.05	2.58	3.48	15.47	12.59	3.43
47	5.19	17.44	11.96	2.29	4.35	17.87	12.21	2.34	3.82	16.78	12.90	2.56	3.28	14.91	12.40	3.43
48	4.98	16.95	11.81	2.26	4.14	17.37	12.07	2.31	3.62	16.25	12.75	2.54	3.09	14.36	12.21	3.42
49	4.78	16.47	11.66	2.23	3.94	16.88	11.92	2.28	3.42	15.73	12.59	2.52	2.90	13.81	12.01	3.41
50	4.59	15.99	11.50	2.19	3.74	16.38	11.77	2.25	3.23	15.20	12.44	2.49	2.72	13.27	11.81	3.40
51	4.40	15.52	11.34	2.15	3.55	15.89	11.62	2.21	3.05	14.69	12.27	2.46	2.55	12.74	11.60	3.38
52	4.22	15.05	11.18	2.11	3.37	15.41	11.46	2.17	2.88	14.18	12.11	2.44	2.39	12.22	11.39	3.36
53	4.05	14.59	11.02	2.07	3.20	14.93	11.30	2.13	2.71	13.67	11.94	2.40	2.24	11.71	11.18	3.34
54	3.88	14.13	10.85	2.02	3.03	14.46	11.14	2.09	2.55	13.18	11.76	2.37	2.09	11.21	10.96	3.32
55	3.71	13.68	10.68	1.97	2.87	13.99	10.97	2.04	2.40	12.69	11.59	2.33	1.95	10.73	10.74	3.29
56	3.56	13.23	10.51	1.92	2.71	13.53	10.81	2.00	2.26	12.21	11.41	2.29	1.82	10.26	10.53	3.26
57	3.40	12.78	10.33	1.87	2.56	13.07	10.63	1.95	2.12	11.74	11.23	2.25	1.70	9.81	10.31	3.21
58	3.25	12.34	10.15	1.82	2.42	12.62	10.46	1.89	1.99	11.29	11.05	2.20	1.59	9.38	10.10	3.16
59	3.11	11.89	9.97	1.77	2.28	12.17	10.28	1.84	1.86	10.84	10.87	2.14	1.49	8.99	9.90	3.10
60	2.97	11.44	9.77	1.72	2.14	11.72	10.10	1.79	1.75	10.42	10.69	2.08	1.40	8.63	9.71	3.02
61	2.82	10.99	9.57	1.67	2.01	11.27	9.91	1.73	1.64	10.01	10.51	2.01	1.34	8.34	9.54	2.91
62	2.68	10.52	9.36	1.63	1.88	10.81	9.71	1.68	1.54	9.62	10.34	1.93	1.29	8.13	9.41	2.77
63	2.53	10.04	9.13	1.59	1.75	10.33	9.50	1.64	1.45	9.25	10.16	1.84	1.28	8.05	9.34	2.57
64	2.37	9.56	8.89	1.55	1.63	9.83	9.28	1.60	1.36	8.88	9.97	1.76	1.32	8.18	9.39	2.27
65	2.19	9.09	8.62	1.52	1.51	9.30	9.06	1.57	1.25	8.46	9.70	1.71	1.46	8.67	9.64	1.80
66	2.08	8.76	8.45	1.50	1.41	8.96	8.89	1.55	1.17	8.11	9.52	1.69	1.38	8.34	9.46	1.78
67	1.97	8.43	8.27	1.49	1.33	8.61	8.71	1.54	1.10	7.76	9.33	1.68	1.31	8.02	9.27	1.76
68	1.88	8.12	8.08	1.47	1.25	8.28	8.53	1.52	1.03	7.43	9.14	1.67	1.25	7.70	9.08	1.74
69	1.78	7.81	7.90	1.45	1.17	7.95	8.35	1.50	0.97	7.11	8.95	1.65	1.18	7.40	8.88	1.72
70	1.69	7.51	7.71	1.43	1.10	7.64	8.16	1.48	0.91	6.79	8.75	1.63	1.13	7.10	8.68	1.70
71	1.61	7.21	7.51	1.40	1.03	7.33	7.97	1.46	0.86	6.48	8.55	1.62	1.07	6.81	8.48	1.67
72	1.53	6.93	7.32	1.38	0.97	7.02	7.78	1.44	0.80	6.19	8.34	1.60	1.02	6.53	8.27	1.65
73	1.45	6.65	7.12	1.36	0.91	6.73	7.58	1.42</								

Expected time spent in each health state for self-reported health (SAH) for women																
L.State E.State	Very Good				Good				Fair				Bad/Very Bad			
	VG	G	F	B/VB	VG	G	F	B/VB	VG	G	F	B/VB	VG	G	F	B/VB
Age																
0	27.60	38.52	13.85	2.50	27.08	39.03	13.87	2.50	26.44	39.16	14.28	2.53	25.50	38.44	14.71	2.96
1	26.97	38.18	13.83	2.50	26.45	38.69	13.86	2.50	25.81	38.82	14.27	2.53	24.86	38.06	14.69	2.97
2	26.35	37.83	13.81	2.50	25.82	38.35	13.84	2.50	25.18	38.47	14.26	2.53	24.22	37.68	14.68	2.98
3	25.74	37.48	13.78	2.50	25.20	38.01	13.82	2.50	24.55	38.11	14.25	2.53	23.58	37.28	14.66	3.00
4	25.13	37.12	13.76	2.50	24.59	37.65	13.80	2.50	23.94	37.74	14.24	2.53	22.96	36.89	14.64	3.01
5	24.54	36.76	13.74	2.50	23.98	37.30	13.78	2.50	23.33	37.38	14.23	2.53	22.34	36.48	14.62	3.02
6	23.94	36.40	13.72	2.50	23.38	36.94	13.76	2.50	22.73	37.00	14.22	2.53	21.72	36.07	14.60	3.03
7	23.36	36.02	13.69	2.49	22.79	36.57	13.73	2.50	22.13	36.62	14.20	2.53	21.12	35.65	14.57	3.05
8	22.78	35.65	13.66	2.49	22.20	36.20	13.71	2.49	21.54	36.23	14.19	2.53	20.52	35.23	14.55	3.06
9	22.21	35.26	13.64	2.49	21.62	35.82	13.68	2.49	20.96	35.84	14.17	2.53	19.92	34.80	14.52	3.07
10	21.64	34.88	13.61	2.49	21.05	35.44	13.66	2.49	20.38	35.44	14.16	2.53	19.34	34.36	14.49	3.08
11	21.08	34.48	13.58	2.49	20.48	35.05	13.63	2.49	19.81	35.04	14.14	2.53	18.76	33.91	14.46	3.10
12	20.53	34.09	13.55	2.49	19.93	34.66	13.60	2.49	19.25	34.63	14.12	2.53	18.19	33.46	14.43	3.11
13	19.99	33.68	13.52	2.48	19.37	34.26	13.57	2.49	18.70	34.22	14.10	2.53	17.63	33.00	14.39	3.13
14	19.45	33.28	13.48	2.48	18.83	33.86	13.54	2.48	18.15	33.79	14.08	2.53	17.07	32.53	14.35	3.14
15	18.92	32.86	13.45	2.48	18.29	33.45	13.51	2.48	17.61	33.37	14.05	2.53	16.52	32.06	14.31	3.15
16	18.40	32.45	13.41	2.48	17.76	33.04	13.48	2.48	17.08	32.93	14.03	2.53	15.98	31.58	14.27	3.17
17	17.89	32.02	13.37	2.47	17.24	32.62	13.44	2.48	16.56	32.50	14.00	2.53	15.45	31.09	14.22	3.18
18	17.38	31.60	13.33	2.47	16.73	32.19	13.40	2.47	16.04	32.05	13.98	2.53	14.93	30.59	14.18	3.20
19	16.88	31.16	13.29	2.47	16.22	31.76	13.37	2.47	15.53	31.60	13.95	2.53	14.41	30.09	14.13	3.21
20	16.39	30.73	13.25	2.46	15.72	31.33	13.33	2.47	15.03	31.14	13.92	2.53	13.91	29.58	14.07	3.23
21	15.91	30.29	13.20	2.46	15.23	30.89	13.28	2.46	14.54	30.68	13.88	2.53	13.41	29.07	14.01	3.24
22	15.43	29.84	13.16	2.45	14.75	30.45	13.24	2.46	14.05	30.22	13.85	2.53	12.91	28.55	13.95	3.26
23	14.96	29.39	13.11	2.45	14.27	30.00	13.20	2.46	13.58	29.74	13.81	2.53	12.43	28.02	13.89	3.27
24	14.50	28.94	13.06	2.45	13.81	29.55	13.15	2.45	13.11	29.27	13.77	2.53	11.96	27.48	13.82	3.29
25	14.05	28.48	13.00	2.44	13.35	29.09	13.10	2.45	12.65	28.78	13.73	2.53	11.49	26.94	13.75	3.30
26	13.61	28.02	12.95	2.44	12.90	28.63	13.05	2.44	12.19	28.29	13.69	2.53	11.04	26.40	13.68	3.31
27	13.17	27.55	12.89	2.43	12.45	28.17	13.00	2.44	11.75	27.80	13.64	2.53	10.59	25.85	13.60	3.33
28	12.74	27.08	12.83	2.42	12.02	27.70	12.94	2.43	11.31	27.30	13.59	2.53	10.15	25.29	13.52	3.34
29	12.32	26.61	12.77	2.42	11.59	27.22	12.88	2.42	10.89	26.80	13.54	2.53	9.72	24.73	13.43	3.36
30	11.91	26.13	12.71	2.41	11.17	26.75	12.82	2.42	10.47	26.29	13.49	2.53	9.30	24.16	13.34	3.37
31	11.50	25.66	12.64	2.40	10.76	26.27	12.76	2.41	10.06	25.78	13.43	2.52	8.89	23.59	13.24	3.38
32	11.11	25.17	12.57	2.39	10.36	25.78	12.70	2.40	9.65	25.27	13.37	2.52	8.49	23.01	13.14	3.40
33	10.72	24.69	12.50	2.38	9.96	25.30	12.63	2.40	9.26	24.75	13.31	2.52	8.10	22.43	13.04	3.41
34	10.34	24.21	12.43	2.37	9.58	24.81	12.56	2.39	8.87	24.23	13.25	2.52	7.71	21.85	12.93	3.42
35	9.97	23.72	12.35	2.36	9.20	24.32	12.49	2.38	8.50	23.70	13.18	2.51	7.34	21.27	12.81	3.44
36	9.61	23.23	12.27	2.35	8.83	23.82	12.42	2.37	8.13	23.17	13.11	2.51	6.98	20.68	12.69	3.45
37	9.25	22.74	12.19	2.34	8.47	23.33	12.34	2.36	7.77	22.64	13.03	2.50	6.62	20.09	12.57	3.46
38	8.90	22.24	12.11	2.33	8.12	22.83	12.26	2.35	7.42	22.10	12.95	2.50	6.28	19.50	12.44	3.47
39	8.57	21.75	12.02	2.31	7.77	22.33	12.18	2.33	7.07	21.57	12.87	2.49	5.94	18.91	12.30	3.48
40	8.23	21.26	11.93	2.30	7.44	21.83	12.09	2.32	6.74	21.03	12.79	2.49	5.62	18.32	12.16	3.48
41	7.91	20.76	11.84	2.28	7.11	21.33	12.00	2.31	6.42	20.49	12.70	2.48	5.31	17.73	12.02	3.49
42	7.60	20.27	11.74	2.27	6.79	20.82	11.91	2.29	6.10	19.95	12.61	2.47	5.00	17.14	11.87	3.50
43	7.29	19.77	11.64	2.25	6.48	20.32	11.82	2.27	5.79	19.41	12.51	2.47	4.71	16.55	11.71	3.50
44	6.99	19.28	11.54	2.23	6.18	19.82	11.73	2.26	5.49	18.87	12.41	2.46	4.42	15.96	11.55	3.51
45	6.70	18.79	11.44	2.21	5.88	19.32	11.63	2.24	5.20	18.33	12.31	2.45	4.15	15.38	11.38	3.51
46	6.42	18.30	11.34	2.19	5.60	18.82	11.53	2.22	4.92	17.79	12.20	2.43	3.88	14.80	11.21	3.51
47	6.15	17.81	11.23	2.16	5.32	18.32	11.42	2.20	4.65	17.25	12.09	2.42	3.63	14.23	11.04	3.51
48	5.88	17.32	11.12	2.14	5.05	17.82	11.32	2.17	4.38	16.72	11.98	2.41	3.38	13.66	10.86	3.51
49	5.62	16.84	11.01	2.11	4.79	17.32	11.21	2.15	4.13	16.18	11.86	2.39	3.15	13.10	10.67	3.50
50	5.37	16.36	10.89	2.08	4.53	16.83	11.10	2.12	3.88	15.65	11.74	2.37	2.92	12.54	10.49	3.49
51	5.12	15.88	10.77	2.05	4.29	16.34	10.98	2.10	3.64	15.12	11.61	2.36	2.71	12.00	10.30	3.48
52	4.89	15.40	10.65	2.02	4.05	15.85	10.87	2.07	3.41	14.60	11.49	2.33	2.50	11.46	10.11	3.47
53	4.66	14.93	10.53	1.99	3.82	15.36	10.75	2.04	3.18	14.08	11.36	2.31	2.31	10.94	9.92	3.45
54	4.43	14.46	10.41	1.95	3.59	14.88	10.63	2.00	2.97	13.57	11.23	2.29	2.12	10.44	9.72	3.43
55	4.22	13.99	10.28	1.91	3.37	14.40	10.51	1.97	2.77	13.07	11.09	2.26	1.95	9.95	9.53	3.41
56	4.01	13.52	10.15	1.88	3.16	13.92	10.38	1.93	2.57	12.57	10.96	2.23	1.79	9.48	9.35	3.38
57	3.80	13.06	10.02	1.84	2.96	13.45	10.25	1.89	2.38	12.08	10.83	2.19	1.64	9.04	9.17	3.33
58	3.60	12.59	9.88	1.80	2.76	12.97	10.12	1.85	2.20	11.61	10.70	2.15	1.51	8.63	9.01	3.28
59	3.40	12.12	9.73	1.76	2.57	12.50	9.99	1.81	2.03	11.15	10.57	2.11	1.39	8.27	8.87	3.21
60	3.21	11.65	9.58	1.72	2.38	12.03	9.85	1.77	1.88	10.71	10.45	2.05	1.30	7.97	8.76	3.13
61	3.01	11.17	9.42	1.68	2.20	11.55	9.70	1.73	1.73	10.28	10.33	2.00	1.22	7.75	8.69	3.01
62	2.81	10.68	9.24	1.65	2.02	11.07	9.55	1.69	1.59	9.88	10.21	1.93	1.18	7.64	8.69	2.86
63	2.61	10.18	9.05	1.62	1.84	10.56	9.38	1.66	1.47	9.48	10.10	1.86	1.18	7.69	8.80	2.64
64	2.37	9.69	8.85	1.59	1.67	10.04	9.20	1.63	1.36	9.07	9.95	1.79	1.24	8.00	9.08	2.34
65	2.09	9.22	8.60	1.56	1.51	9.49	9.04	1.61	1.23	8.58	9.69	1.75	1.39	8.73	9.66	1.88
66	1.98	8.88	8.42	1.54	1.42	9.14	8.87	1.59	1.15	8.22	9.52	1.74	1.32	8.40	9.48	1.86
67	1.88	8.55	8.25	1.52	1.33	8.79	8.70	1.57	1.08	7.87	9.33	1.72	1.25	8.07	9.30	1.84
68	1.78	8.23	8.07	1.50	1.25	8.45	8.52	1.56	1.01	7.53	9.14	1.71	1.18	7.75	9.11	1.82
69	1.69	7.92	7.88	1.48	1.17	8.12	8.34	1.54	0.94	7.20	8.95	1.69	1.12	7.44	8.91	1.80
70	1.60	7.61	7.69	1.46	1.10	7.80	8.16	1.52	0.89	6.88	8.76	1.68	1.06	7.14	8.72	1.77
71	1.52	7.31	7.50	1.44	1.03	7.48	7.97	1.50	0.83	6.57	8.56	1.66	1.01	6.85	8.52	1.75
72	1.44	7.01	7.31	1.41	0.97	7.17	7.78	1.47	0.78	6.26	8.35	1.64	0.96	6.56	8.31	1.72
73	1.37	6.73	7.11	1.39	0.91	6.87	7.58	1.45	0.73	5.97	8.15	1.				

Expected time spent in each state for hampering health (HH) condition for men									
I.State	None/Slight			Some			Severe		
E.State	N/S	Some	Severe	N/S	Some	Severe	N/S	Some	Severe
Age									
0	66.51	6.69	4.36	65.85	7.19	4.44	63.74	7.33	5.05
1	65.54	6.68	4.36	64.78	7.23	4.46	63.00	7.32	5.02
2	64.58	6.66	4.36	63.80	7.22	4.46	62.01	7.31	5.02
3	63.62	6.65	4.35	62.83	7.21	4.46	61.02	7.30	5.03
4	62.66	6.63	4.35	61.86	7.20	4.46	60.03	7.28	5.03
5	61.70	6.61	4.35	60.89	7.19	4.46	59.04	7.27	5.04
6	60.75	6.59	4.34	59.92	7.18	4.46	58.05	7.25	5.05
7	59.80	6.57	4.34	58.95	7.17	4.46	57.07	7.23	5.05
8	58.85	6.55	4.34	57.99	7.16	4.46	56.08	7.21	5.06
9	57.90	6.53	4.33	57.03	7.14	4.46	55.10	7.20	5.06
10	56.95	6.51	4.33	56.06	7.13	4.46	54.12	7.18	5.07
11	56.01	6.49	4.32	55.11	7.12	4.46	53.15	7.16	5.07
12	55.07	6.47	4.32	54.15	7.10	4.46	52.17	7.13	5.08
13	54.13	6.44	4.31	53.19	7.08	4.45	51.20	7.11	5.08
14	53.19	6.42	4.31	52.24	7.07	4.45	50.23	7.09	5.09
15	52.26	6.39	4.30	51.29	7.05	4.45	49.27	7.06	5.09
16	51.33	6.36	4.30	50.34	7.03	4.45	48.31	7.04	5.10
17	50.40	6.34	4.29	49.40	7.01	4.45	47.35	7.01	5.10
18	49.47	6.31	4.28	48.46	6.99	4.45	46.39	6.98	5.10
19	48.55	6.28	4.28	47.52	6.96	4.44	45.44	6.95	5.11
20	47.63	6.25	4.27	46.58	6.94	4.44	44.49	6.92	5.11
21	46.71	6.22	4.26	45.64	6.91	4.44	43.54	6.89	5.11
22	45.80	6.18	4.25	44.71	6.89	4.44	42.60	6.86	5.11
23	44.88	6.15	4.24	43.79	6.86	4.43	41.66	6.82	5.12
24	43.98	6.11	4.24	42.86	6.83	4.43	40.72	6.79	5.12
25	43.07	6.08	4.23	41.94	6.80	4.42	39.79	6.75	5.12
26	42.17	6.04	4.22	41.02	6.77	4.42	38.86	6.71	5.12
27	41.28	6.00	4.21	40.11	6.74	4.41	37.94	6.67	5.12
28	40.38	5.96	4.19	39.20	6.71	4.41	37.02	6.63	5.12
29	39.49	5.92	4.18	38.29	6.67	4.40	36.11	6.58	5.12
30	38.61	5.87	4.17	37.39	6.63	4.40	35.20	6.54	5.12
31	37.73	5.83	4.16	36.49	6.60	4.39	34.30	6.49	5.12
32	36.85	5.78	4.14	35.60	6.56	4.38	33.40	6.44	5.12
33	35.98	5.74	4.13	34.71	6.52	4.38	32.51	6.39	5.11
34	35.11	5.69	4.12	33.82	6.47	4.37	31.62	6.34	5.11
35	34.25	5.64	4.10	32.94	6.43	4.36	30.73	6.29	5.11
36	33.39	5.59	4.08	32.06	6.38	4.35	29.86	6.23	5.10
37	32.53	5.53	4.07	31.19	6.33	4.34	28.99	6.18	5.10
38	31.68	5.48	4.05	30.33	6.28	4.33	28.12	6.12	5.09
39	30.84	5.42	4.03	29.46	6.23	4.32	27.26	6.06	5.08
40	30.00	5.36	4.01	28.61	6.18	4.30	26.41	5.99	5.08
41	29.16	5.30	3.99	27.76	6.12	4.29	25.56	5.93	5.07
42	28.33	5.24	3.97	26.91	6.07	4.28	24.73	5.86	5.06
43	27.51	5.17	3.95	26.07	6.01	4.26	23.89	5.79	5.05
44	26.69	5.11	3.92	25.24	5.94	4.24	23.07	5.72	5.03
45	25.87	5.04	3.90	24.41	5.88	4.23	22.25	5.65	5.02
46	25.06	4.97	3.87	23.58	5.81	4.21	21.44	5.57	5.01
47	24.26	4.90	3.84	22.76	5.75	4.19	20.63	5.50	4.99
48	23.46	4.82	3.82	21.95	5.68	4.17	19.84	5.42	4.97
49	22.67	4.75	3.79	21.15	5.60	4.15	19.05	5.33	4.96
50	21.88	4.67	3.75	20.35	5.53	4.12	18.26	5.25	4.94
51	21.10	4.59	3.72	19.55	5.45	4.10	17.49	5.16	4.92
52	20.32	4.50	3.69	18.77	5.37	4.07	16.72	5.07	4.89
53	19.55	4.42	3.65	17.99	5.29	4.04	15.97	4.98	4.87
54	18.79	4.33	3.61	17.21	5.20	4.01	15.22	4.89	4.84
55	18.03	4.24	3.58	16.44	5.11	3.98	14.47	4.79	4.81
56	17.28	4.15	3.54	15.68	5.02	3.95	13.74	4.68	4.78
57	16.53	4.06	3.49	14.93	4.93	3.91	13.02	4.57	4.74
58	15.78	3.96	3.45	14.18	4.83	3.87	12.31	4.46	4.69
59	15.05	3.87	3.41	13.44	4.72	3.83	11.60	4.33	4.64
60	14.31	3.77	3.36	12.71	4.61	3.78	10.91	4.20	4.58
61	13.58	3.67	3.32	11.99	4.49	3.72	10.24	4.05	4.50
62	12.86	3.57	3.27	11.28	4.35	3.65	9.58	3.88	4.40
63	12.13	3.48	3.23	10.60	4.20	3.58	8.93	3.68	4.27
64	11.40	3.39	3.19	9.97	4.01	3.50	8.29	3.44	4.07
65	10.67	3.31	3.16	9.44	3.75	3.44	7.60	3.18	3.78
66	10.11	3.24	3.13	8.87	3.68	3.42	7.11	3.09	3.75
67	9.58	3.17	3.10	8.33	3.61	3.41	6.64	3.01	3.73
68	9.06	3.10	3.07	7.81	3.53	3.39	6.20	2.92	3.70
69	8.57	3.03	3.04	7.32	3.46	3.37	5.78	2.83	3.67
70	8.10	2.96	3.01	6.85	3.38	3.34	5.38	2.75	3.63
71	7.64	2.88	2.98	6.40	3.29	3.32	5.01	2.66	3.60
72	7.21	2.81	2.94	5.97	3.21	3.29	4.65	2.57	3.56
73	6.80	2.73	2.90	5.56	3.13	3.26	4.32	2.48	3.52
74	6.41	2.65	2.86	5.18	3.04	3.23	4.00	2.40	3.48
75	6.03	2.58	2.82	4.82	2.96	3.20	3.71	2.31	3.44
76	5.67	2.50	2.77	4.48	2.87	3.16	3.43	2.22	3.39
77	5.34	2.42	2.73	4.15	2.78	3.13	3.18	2.14	3.35
78	5.01	2.34	2.68	3.85	2.69	3.09	2.93	2.05	3.30
79	4.71	2.26	2.63	3.57	2.60	3.04	2.71	1.97	3.24
80	4.42	2.19	2.57	3.30	2.52	3.00	2.50	1.88	3.19
81	4.15	2.11	2.51	3.05	2.43	2.95	2.30	1.80	3.14
82	3.89	2.03	2.45	2.81	2.34	2.90	2.12	1.72	3.08
83	3.64	1.95	2.39	2.59	2.25	2.84	1.95	1.64	3.02
84	3.41	1.87	2.32	2.38	2.16	2.78	1.79	1.56	2.95
85	3.18	1.79	2.25	2.19	2.07	2.72	1.64	1.48	2.88
86	2.97	1.71	2.17	2.00	1.98	2.65	1.50	1.40	2.81
87	2.77	1.63	2.09	1.83	1.89	2.57	1.37	1.33	2.73
88	2.58	1.55	2.00	1.67	1.80	2.49	1.24	1.25	2.65
89	2.40	1.46	1.91	1.51	1.70	2.40	1.13	1.17	2.56
90	2.23	1.38	1.80	1.37	1.61	2.30	1.02	1.09	2.46
91	2.06	1.29	1.68	1.22	1.51	2.19	0.91	1.01	2.36
92	1.89	1.19	1.55	1.09	1.40	2.06	0.80	0.92	2.24
93	1.73	1.09	1.41	0.95	1.30	1.92	0.70	0.83	2.10
94	1.57	0.99	1.24	0.82	1.18	1.76	0.60	0.74	1.95
95	1.40	0.87	1.05	0.69	1.06	1.57	0.50	0.64	1.77
96	1.23	0.74	0.84	0.55	0.92	1.34	0.39	0.53	1.57
97	1.04	0.60	0.61	0.41	0.77	1.08	0.29	0.40	1.32
98	0.81	0.42	0.36	0.27	0.60	0.76	0.18	0.27	1.00
99	0.50	0.22	0.14	0.12	0.38	0.38	0.08	0.13	0.59

Expected time spent in each health state for hampering health (HH) condition for women									
I.State	None/Slight			Some			Severe		
E.State	N/S	Some	Severe	N/S	Some	Severe	N/S	Some	Severe
Age									
0	66.39	6.19	4.17	65.76	6.66	4.25	63.49	6.80	4.89
1	65.42	6.18	4.17	64.78	6.66	4.25	62.48	6.79	4.89
2	64.46	6.17	4.17	63.80	6.65	4.25	61.48	6.78	4.90
3	63.49	6.15	4.16	62.83	6.64	4.25	60.48	6.77	4.90
4	62.53	6.14	4.16	61.85	6.63	4.25	59.48	6.75	4.91
5	61.57	6.12	4.16	60.88	6.62	4.25	58.48	6.74	4.92
6	60.61	6.11	4.16	59.91	6.61	4.25	57.49	6.72	4.92
7	59.65	6.09	4.15	58.94	6.60	4.25	56.49	6.71	4.93
8	58.69	6.07	4.15	57.97	6.59	4.24	55.50	6.69	4.94
9	57.74	6.05	4.14	57.00	6.58	4.24	54.51	6.67	4.94
10	56.79	6.04	4.14	56.03	6.57	4.24	53.52	6.66	4.95
11	55.84	6.02	4.14	55.07	6.56	4.24	52.53	6.64	4.95
12	54.89	6.00	4.13	54.11	6.54	4.24	51.55	6.62	4.96
13	53.94	5.98	4.13	53.15	6.53	4.24	50.57	6.60	4.97
14	53.00	5.95	4.12	52.19	6.51	4.24	49.59	6.57	4.97
15	52.06	5.93	4.12	51.23	6.50	4.24	48.61	6.55	4.98
16	51.12	5.91	4.11	50.28	6.48	4.24	47.64	6.53	4.98
17	50.18	5.88	4.11	49.33	6.46	4.23	46.67	6.50	4.99
18	49.24	5.86	4.10	48.38	6.44	4.23	45.70	6.48	4.99
19	48.31	5.83	4.10	47.43	6.42	4.23	44.73	6.45	4.99
20	47.38	5.81	4.09	46.49	6.40	4.23	43.77	6.42	5.00
21	46.46	5.78	4.08	45.55	6.38	4.22	42.81	6.39	5.00
22	45.53	5.75	4.08	44.61	6.36	4.22	41.86	6.36	5.01
23	44.61	5.72	4.07	43.67	6.34	4.22	40.91	6.33	5.01
24	43.70	5.69	4.06	42.74	6.31	4.21	39.96	6.30	5.01
25	42.78	5.66	4.05	41.81	6.29	4.21	39.02	6.26	5.01
26	41.87	5.62	4.04	40.88	6.26	4.21	38.08	6.23	5.02
27	40.96	5.59	4.03	39.96	6.23	4.20	37.14	6.19	5.02
28	40.06	5.55	4.03	39.04	6.20	4.20	36.21	6.15	5.02
29	39.16	5.52	4.02	38.12	6.17	4.19	35.29	6.11	5.02
30	38.26	5.48	4.00	37.21	6.14	4.19	34.37	6.07	5.02
31	37.36	5.44	3.99	36.30	6.11	4.18	33.45	6.03	5.02
32	36.47	5.40	3.98	35.39	6.08	4.17	32.54	5.98	5.02
33	35.59	5.36	3.97	34.49	6.04	4.17	31.63	5.94	5.02
34	34.70	5.32	3.96	33.59	6.00	4.16	30.73	5.89	5.02
35	33.83	5.27	3.94	32.70	5.96	4.15	29.83	5.84	5.01
36	32.95	5.23	3.93	31.81	5.92	4.14	28.94	5.79	5.01
37	32.08	5.18	3.92	30.92	5.88	4.13	28.06	5.74	5.01
38	31.22	5.13	3.90	30.04	5.84	4.12	27.18	5.69	5.00
39	30.35	5.08	3.88	29.16	5.80	4.11	26.31	5.63	5.00
40	29.50	5.03	3.87	28.29	5.75	4.10	25.44	5.57	4.99
41	28.64	4.98	3.85	27.42	5.70	4.09	24.58	5.52	4.99
42	27.80	4.92	3.83	26.56	5.65	4.08	23.73	5.46	4.98
43	26.95	4.86	3.81	25.70	5.60	4.06	22.88	5.39	4.97
44	26.11	4.81	3.79	24.85	5.55	4.05	22.04	5.33	4.96
45	25.28	4.75	3.77	24.00	5.49	4.03	21.21	5.26	4.95
46	24.45	4.68	3.75	23.16	5.43	4.02	20.39	5.19	4.94
47	23.63	4.62	3.72	22.32	5.37	4.00	19.57	5.12	4.93
48	22.81	4.55	3.70	21.49	5.31	3.98	18.76	5.05	4.91
49	21.99	4.49	3.67	20.66	5.25	3.96	17.95	4.98	4.90
50	21.18	4.42	3.64	19.84	5.18	3.94	17.16	4.90	4.88
51	20.38	4.35	3.62	19.03	5.12	3.92	16.37	4.82	4.86
52	19.58	4.27	3.59	18.22	5.05	3.90	15.59	4.74	4.85
53	18.79	4.20	3.56	17.41	4.98	3.88	14.82	4.66	4.82
54	18.00	4.12	3.52	16.61	4.90	3.85	14.06	4.57	4.80
55	17.21	4.04	3.49	15.82	4.82	3.82	13.30	4.48	4.77
56	16.43	3.96	3.46	15.03	4.74	3.79	12.56	4.39	4.75
57	15.65	3.88	3.42	14.25	4.66	3.76	11.82	4.29	4.71
58	14.88	3.79	3.38	13.48	4.57	3.73	11.10	4.19	4.67
59	14.12	3.71	3.34	12.71	4.48	3.69	10.39	4.07	4.62
60	13.35	3.62	3.30	11.95	4.38	3.65	9.70	3.95	4.57
61	12.59	3.53	3.27	11.20	4.28	3.60	9.02	3.81	4.49
62	11.83	3.44	3.23	10.46	4.17	3.54	8.37	3.66	4.39
63	11.07	3.35	3.19	9.74	4.03	3.49	7.75	3.47	4.25
64	10.31	3.27	3.16	9.04	3.87	3.43	7.17	3.26	4.05
65	9.55	3.20	3.12	8.38	3.63	3.41	6.63	3.02	3.74
66	9.04	3.13	3.10	7.87	3.56	3.40	6.19	2.93	3.71
67	8.55	3.06	3.07	7.37	3.48	3.38	5.77	2.85	3.68
68	8.08	2.99	3.04	6.90	3.41	3.36	5.38	2.76	3.65
69	7.63	2.91	3.00	6.46	3.33	3.33	5.00	2.68	3.61
70	7.20	2.84	2.97	6.03	3.25	3.31	4.65	2.59	3.58
71	6.79	2.76	2.93	5.63	3.16	3.28	4.32	2.50	3.54
72	6.40	2.69	2.90	5.25	3.08	3.26	4.01	2.42	3.50
73	6.02	2.61	2.86	4.88	3.00	3.23	3.72	2.33	3.46
74	5.67	2.54	2.82	4.54	2.91	3.20	3.44	2.25	3.42
75	5.33	2.46	2.77	4.22	2.83	3.16	3.19	2.16	3.38
76	5.01	2.38	2.73	3.92	2.74	3.13	2.95	2.08	3.33
77	4.71	2.31	2.68	3.63	2.65	3.09	2.72	2.00	3.28
78	4.43	2.23	2.63	3.37	2.57	3.05	2.51	1.91	3.24
79	4.15	2.15	2.58	3.12	2.48	3.01	2.32	1.83	3.18
80	3.90	2.08	2.53	2.88	2.40	2.96	2.14	1.76	3.13
81	3.66	2.00	2.47	2.66	2.31	2.91	1.97	1.68	3.08
82	3.43	1.93	2.41	2.46	2.23	2.86	1.82	1.60	3.02
83	3.21	1.85	2.35	2.26	2.14	2.81	1.67	1.53	2.96
84	3.00	1.78	2.29	2.08	2.06	2.75	1.53	1.45	2.90
85	2.81	1.70	2.22	1.91	1.97	2.69	1.41	1.38	2.83
86	2.63	1.63	2.15	1.75	1.88	2.62	1.29	1.31	2.76
87	2.45	1.55	2.07	1.61	1.80	2.55	1.18	1.23	2.69
88	2.28	1.47	1.98	1.46	1.71	2.47	1.07	1.16	2.61
89	2.13	1.39	1.89	1.33	1.63	2.38	0.97	1.09	2.52
90	1.97	1.31	1.79	1.21	1.54	2.29	0.88	1.02	2.43
91	1.83	1.23	1.68	1.08	1.44	2.18	0.79	0.94	2.33
92	1.68	1.15	1.55	0.97	1.35	2.06	0.70	0.86	2.21
93	1.54	1.05	1.41	0.85	1.25	1.92	0.62	0.78	2.08
94	1.40	0.96	1.25	0.74	1.14	1.76	0.53	0.70	1.93
95	1.26	0.85	1.07	0.62	1.03	1.58	0.44	0.60	1.76
96	1.11	0.73	0.86	0.50	0.90	1.35	0.35	0.50	1.56
97	0.95	0.59	0.63	0.38	0.75	1.09	0.26	0.38	1.31
98	0.75	0.42	0.38	0.25	0.59	0.77	0.16	0.26	1.00
99	0.47	0.22	0.14	0.12	0.37	0.38	0.07	0.12	0.59

Transition matrices giving estimates of healthy life expectancy for self-reported health (SAH) for men																
I.State	Very Good				Good				Fair				Bad/Very Bad			
	VG	G	F	B/VB	VG	G	F	B/VB	VG	G	F	B/VB	VG	G	F	B/VB
E.State	VG	G	F	B/VB	VG	G	F	B/VB	VG	G	F	B/VB	VG	G	F	B/VB
Age																
0	0.762	0.226	0.010	0.001	0.426	0.552	0.022	0.000	0.146	0.539	0.302	0.013	0.031	0.163	0.483	0.316
1	0.735	0.251	0.013	0.001	0.366	0.602	0.031	0.001	0.127	0.526	0.330	0.016	0.047	0.203	0.491	0.255
2	0.732	0.254	0.013	0.001	0.361	0.607	0.032	0.001	0.124	0.524	0.335	0.016	0.045	0.200	0.491	0.260
3	0.729	0.256	0.013	0.001	0.355	0.611	0.033	0.001	0.121	0.521	0.340	0.017	0.044	0.196	0.491	0.265
4	0.726	0.259	0.013	0.001	0.349	0.616	0.034	0.001	0.118	0.519	0.345	0.017	0.042	0.192	0.491	0.271
5	0.723	0.262	0.014	0.001	0.344	0.620	0.035	0.001	0.115	0.516	0.350	0.018	0.040	0.189	0.490	0.276
6	0.720	0.264	0.014	0.001	0.338	0.624	0.036	0.001	0.112	0.513	0.355	0.019	0.039	0.185	0.489	0.282
7	0.717	0.267	0.014	0.001	0.333	0.628	0.038	0.001	0.110	0.510	0.360	0.019	0.038	0.181	0.489	0.287
8	0.714	0.270	0.015	0.001	0.327	0.633	0.039	0.001	0.107	0.507	0.365	0.020	0.036	0.178	0.488	0.293
9	0.711	0.272	0.015	0.001	0.322	0.637	0.040	0.001	0.104	0.504	0.370	0.021	0.035	0.174	0.487	0.298
10	0.708	0.275	0.015	0.001	0.317	0.641	0.041	0.001	0.101	0.501	0.375	0.021	0.034	0.170	0.486	0.304
11	0.705	0.278	0.016	0.001	0.311	0.645	0.043	0.001	0.099	0.498	0.380	0.022	0.032	0.167	0.484	0.310
12	0.702	0.281	0.016	0.001	0.306	0.649	0.044	0.001	0.096	0.495	0.385	0.023	0.031	0.163	0.483	0.316
13	0.698	0.283	0.016	0.001	0.301	0.652	0.045	0.001	0.094	0.492	0.390	0.024	0.030	0.160	0.482	0.321
14	0.695	0.286	0.017	0.001	0.296	0.656	0.047	0.001	0.091	0.488	0.395	0.025	0.029	0.157	0.480	0.327
15	0.692	0.289	0.017	0.002	0.290	0.660	0.048	0.001	0.089	0.485	0.400	0.026	0.028	0.153	0.478	0.333
16	0.689	0.292	0.017	0.002	0.285	0.663	0.050	0.002	0.086	0.481	0.405	0.026	0.027	0.150	0.476	0.339
17	0.686	0.294	0.018	0.002	0.280	0.667	0.051	0.002	0.084	0.478	0.409	0.027	0.026	0.146	0.474	0.345
18	0.683	0.297	0.018	0.002	0.275	0.670	0.053	0.002	0.082	0.474	0.414	0.028	0.025	0.143	0.472	0.351
19	0.679	0.300	0.019	0.002	0.270	0.673	0.054	0.002	0.079	0.470	0.419	0.029	0.024	0.140	0.470	0.357
20	0.676	0.303	0.019	0.002	0.265	0.677	0.056	0.002	0.077	0.467	0.424	0.030	0.023	0.137	0.468	0.363
21	0.673	0.305	0.019	0.002	0.260	0.680	0.058	0.002	0.075	0.463	0.429	0.031	0.022	0.133	0.466	0.369
22	0.670	0.308	0.020	0.002	0.256	0.683	0.059	0.002	0.073	0.459	0.434	0.032	0.021	0.130	0.463	0.375
23	0.666	0.311	0.020	0.002	0.251	0.686	0.061	0.002	0.071	0.455	0.439	0.033	0.020	0.127	0.461	0.381
24	0.663	0.314	0.021	0.002	0.246	0.689	0.063	0.002	0.069	0.451	0.443	0.034	0.019	0.124	0.458	0.387
25	0.660	0.317	0.021	0.002	0.241	0.691	0.065	0.002	0.067	0.447	0.448	0.035	0.019	0.121	0.455	0.393
26	0.657	0.319	0.021	0.002	0.237	0.694	0.067	0.002	0.065	0.443	0.453	0.037	0.018	0.118	0.452	0.399
27	0.653	0.322	0.022	0.002	0.232	0.697	0.068	0.003	0.063	0.439	0.458	0.038	0.017	0.115	0.449	0.405
28	0.650	0.325	0.022	0.002	0.228	0.699	0.070	0.003	0.061	0.435	0.462	0.039	0.016	0.112	0.446	0.411
29	0.647	0.328	0.023	0.002	0.223	0.701	0.072	0.003	0.059	0.431	0.467	0.040	0.016	0.109	0.443	0.417
30	0.643	0.331	0.023	0.002	0.219	0.704	0.074	0.003	0.058	0.426	0.471	0.041	0.015	0.107	0.440	0.423
31	0.640	0.333	0.024	0.002	0.214	0.706	0.076	0.003	0.056	0.422	0.476	0.043	0.014	0.104	0.437	0.429
32	0.636	0.336	0.024	0.002	0.210	0.708	0.078	0.003	0.054	0.418	0.481	0.044	0.014	0.101	0.433	0.435
33	0.633	0.339	0.025	0.002	0.206	0.710	0.081	0.003	0.053	0.413	0.485	0.045	0.013	0.098	0.430	0.441
34	0.630	0.342	0.025	0.003	0.201	0.712	0.083	0.004	0.051	0.409	0.489	0.047	0.013	0.096	0.426	0.447
35	0.626	0.345	0.026	0.003	0.197	0.714	0.085	0.004	0.050	0.405	0.494	0.048	0.012	0.093	0.423	0.453
36	0.623	0.347	0.026	0.003	0.193	0.715	0.087	0.004	0.048	0.400	0.498	0.050	0.012	0.091	0.419	0.459
37	0.619	0.350	0.027	0.003	0.189	0.717	0.090	0.004	0.047	0.396	0.502	0.051	0.011	0.088	0.415	0.465
38	0.616	0.353	0.027	0.003	0.185	0.719	0.092	0.004	0.045	0.391	0.507	0.052	0.011	0.086	0.411	0.471
39	0.613	0.356	0.028	0.003	0.181	0.720	0.094	0.004	0.044	0.387	0.511	0.054	0.010	0.083	0.407	0.477
40	0.609	0.359	0.028	0.003	0.177	0.721	0.097	0.005	0.042	0.382	0.515	0.056	0.010	0.081	0.403	0.483
41	0.606	0.361	0.029	0.003	0.173	0.722	0.099	0.005	0.041	0.378	0.519	0.057	0.009	0.079	0.399	0.489
42	0.602	0.364	0.029	0.003	0.169	0.723	0.102	0.005	0.040	0.373	0.523	0.059	0.009	0.076	0.395	0.494
43	0.599	0.367	0.030	0.003	0.166	0.724	0.104	0.005	0.038	0.369	0.527	0.060	0.008	0.074	0.391	0.500
44	0.595	0.370	0.031	0.003	0.162	0.725	0.107	0.005	0.037	0.364	0.531	0.062	0.008	0.072	0.387	0.506
45	0.592	0.373	0.031	0.003	0.158	0.726	0.109	0.006	0.036	0.359	0.535	0.064	0.008	0.070	0.383	0.512
46	0.588	0.375	0.032	0.003	0.155	0.727	0.112	0.006	0.035	0.355	0.538	0.066	0.007	0.068	0.378	0.517
47	0.585	0.378	0.032	0.004	0.151	0.727	0.115	0.006	0.034	0.350	0.542	0.068	0.007	0.066	0.374	0.523
48	0.581	0.381	0.033	0.004	0.148	0.728	0.118	0.006	0.033	0.346	0.546	0.069	0.007	0.064	0.370	0.528
49	0.578	0.384	0.034	0.004	0.144	0.728	0.120	0.007	0.032	0.341	0.549	0.071	0.006	0.062	0.365	0.534
50	0.574	0.387	0.034	0.004	0.141	0.728	0.123	0.007	0.030	0.336	0.552	0.073	0.006	0.060	0.361	0.539
51	0.571	0.389	0.035	0.004	0.137	0.728	0.126	0.007	0.029	0.332	0.556	0.075	0.006	0.058	0.356	0.545
52	0.567	0.392	0.035	0.004	0.134	0.728	0.129	0.007	0.028	0.327	0.559	0.077	0.005	0.056	0.352	0.550
53	0.564	0.395	0.036	0.004	0.131	0.728	0.132	0.008	0.027	0.323	0.562	0.079	0.005	0.054	0.347	0.555
54	0.560	0.398	0.037	0.004	0.128	0.728	0.135	0.008	0.027	0.318	0.565	0.081	0.005	0.053	0.343	0.560
55	0.556	0.400	0.037	0.004	0.125	0.728	0.138	0.008	0.026	0.313	0.569	0.083	0.005	0.051	0.338	0.565
56	0.553	0.403	0.038	0.004	0.122	0.727	0.141	0.009	0.025	0.309	0.571	0.085	0.005	0.049	0.333	0.570
57	0.549	0.406	0.039	0.004	0.119	0.727	0.144	0.009	0.024	0.304	0.574	0.088	0.004	0.048	0.329	0.575
58	0.546	0.408	0.040	0.005	0.116	0.726	0.148	0.009	0.023	0.300	0.577	0.090	0.004	0.046	0.324	0.580
59	0.542	0.411	0.040	0.005	0.113	0.725	0.151	0.010	0.022	0.295	0.580	0.092	0.004	0.045	0.319	0.585
60	0.539	0.414	0.041	0.005	0.110	0.724	0.154	0.010	0.021	0.291	0.582	0.094	0.004	0.043	0.315	0.589
61	0.535	0.416	0.042	0.005	0.107	0.723	0.157	0.010	0.021	0.286	0.585	0.097	0.003	0.042	0.310	0.594
62	0.531	0.419	0.042	0.005	0.104	0.722	0.161	0.011	0.020	0.282	0.587	0.099	0.003	0.040	0.305	0.599
63	0.528	0.422	0.043	0.005	0.102	0.721	0.164	0.011	0.019	0.277	0.590	0.101	0.003	0.039	0.300	0.603
64	0.524	0.424	0.044	0.005	0.099	0.720	0.167	0.012	0.019	0.273	0.592	0.104	0.003	0.037	0.296	0.607
65	0.488	0.430	0.057	0.008	0.098	0.673	0.205	0.010	0.010	0.279	0.600	0.087	0.010	0.027	0.463	0.160
66	0.479	0.436	0.059	0.008	0.094	0.670	0.210	0.011	0.009	0.273	0.603	0.089	0.010	0.027	0.461	0.158
67	0.469	0.442	0.061	0.009	0.090	0.667	0.216	0.011	0.009	0.268	0.606	0.092	0.010	0.027	0.460	0.155
68	0.460	0.448	0.064	0.009	0.087	0.663	0.221	0.012	0.008	0.262	0.608	0.094	0.010	0.027	0.458	0.153
69	0.450	0.453	0.066	0.010	0.083	0.660										

Transition matrices giving estimates of healthy life expectancy for self-reported health (SAH) for women																
L.State E.State	Very Good				Good				Fair				Bad/Very Bad			
	VG	G	F	B/VB	VG	G	F	B/VB	VG	G	F	B/VB	VG	G	F	B/VB
Age																
0	0.762	0.226	0.010	0.001	0.426	0.552	0.022	0.000	0.146	0.539	0.302	0.013	0.031	0.163	0.483	0.316
1	0.760	0.229	0.010	0.001	0.420	0.557	0.022	0.000	0.143	0.537	0.307	0.013	0.030	0.160	0.481	0.322
2	0.757	0.232	0.011	0.001	0.414	0.562	0.023	0.000	0.140	0.535	0.311	0.014	0.029	0.156	0.480	0.328
3	0.754	0.234	0.011	0.001	0.408	0.567	0.024	0.001	0.136	0.533	0.316	0.014	0.028	0.153	0.478	0.333
4	0.751	0.237	0.011	0.001	0.402	0.572	0.025	0.001	0.133	0.530	0.321	0.015	0.027	0.150	0.476	0.339
5	0.748	0.239	0.011	0.001	0.397	0.577	0.026	0.001	0.130	0.528	0.326	0.015	0.026	0.146	0.474	0.345
6	0.745	0.242	0.012	0.001	0.391	0.582	0.027	0.001	0.127	0.526	0.331	0.016	0.025	0.143	0.472	0.351
7	0.742	0.244	0.012	0.001	0.385	0.587	0.028	0.001	0.124	0.523	0.336	0.016	0.024	0.140	0.470	0.357
8	0.740	0.247	0.012	0.001	0.379	0.591	0.029	0.001	0.121	0.521	0.341	0.017	0.023	0.136	0.468	0.363
9	0.737	0.250	0.012	0.001	0.374	0.596	0.030	0.001	0.118	0.518	0.346	0.018	0.022	0.133	0.466	0.369
10	0.734	0.252	0.013	0.001	0.368	0.601	0.031	0.001	0.115	0.515	0.351	0.018	0.021	0.130	0.463	0.375
11	0.731	0.255	0.013	0.001	0.362	0.605	0.032	0.001	0.112	0.513	0.356	0.019	0.020	0.127	0.460	0.381
12	0.728	0.258	0.013	0.001	0.357	0.610	0.033	0.001	0.109	0.510	0.361	0.019	0.019	0.124	0.458	0.387
13	0.725	0.260	0.014	0.001	0.351	0.614	0.034	0.001	0.106	0.507	0.366	0.020	0.018	0.121	0.455	0.393
14	0.722	0.263	0.014	0.001	0.346	0.618	0.035	0.001	0.103	0.504	0.371	0.021	0.018	0.118	0.452	0.399
15	0.719	0.266	0.014	0.001	0.340	0.623	0.036	0.001	0.101	0.501	0.376	0.022	0.017	0.115	0.449	0.405
16	0.716	0.268	0.015	0.001	0.335	0.627	0.037	0.001	0.098	0.497	0.381	0.022	0.016	0.112	0.446	0.411
17	0.713	0.271	0.015	0.001	0.329	0.631	0.038	0.001	0.096	0.494	0.386	0.023	0.016	0.109	0.443	0.417
18	0.710	0.274	0.015	0.001	0.324	0.635	0.040	0.001	0.093	0.491	0.391	0.024	0.015	0.106	0.440	0.423
19	0.706	0.276	0.015	0.001	0.318	0.639	0.041	0.001	0.091	0.487	0.396	0.025	0.014	0.104	0.436	0.429
20	0.703	0.279	0.016	0.001	0.313	0.643	0.042	0.001	0.088	0.484	0.401	0.026	0.014	0.101	0.433	0.436
21	0.700	0.282	0.016	0.001	0.308	0.647	0.044	0.001	0.086	0.481	0.405	0.027	0.013	0.098	0.430	0.442
22	0.697	0.285	0.017	0.001	0.303	0.651	0.045	0.001	0.083	0.477	0.410	0.027	0.013	0.096	0.426	0.448
23	0.694	0.287	0.017	0.001	0.297	0.655	0.046	0.001	0.081	0.473	0.415	0.028	0.012	0.093	0.422	0.454
24	0.691	0.290	0.017	0.002	0.292	0.658	0.048	0.001	0.079	0.470	0.420	0.029	0.012	0.091	0.419	0.460
25	0.688	0.293	0.018	0.002	0.287	0.662	0.049	0.002	0.077	0.466	0.425	0.030	0.011	0.088	0.415	0.465
26	0.684	0.296	0.018	0.002	0.282	0.666	0.051	0.002	0.075	0.462	0.430	0.031	0.011	0.086	0.411	0.471
27	0.681	0.298	0.018	0.002	0.277	0.669	0.052	0.002	0.073	0.458	0.435	0.032	0.010	0.083	0.407	0.477
28	0.678	0.301	0.019	0.002	0.272	0.672	0.054	0.002	0.071	0.454	0.440	0.033	0.010	0.081	0.403	0.483
29	0.675	0.304	0.019	0.002	0.267	0.676	0.055	0.002	0.069	0.450	0.444	0.035	0.009	0.079	0.399	0.489
30	0.671	0.307	0.020	0.002	0.262	0.679	0.057	0.002	0.067	0.446	0.449	0.036	0.009	0.076	0.395	0.495
31	0.668	0.309	0.020	0.002	0.257	0.682	0.059	0.002	0.065	0.442	0.454	0.037	0.008	0.074	0.391	0.501
32	0.665	0.312	0.020	0.002	0.252	0.685	0.061	0.002	0.063	0.438	0.459	0.038	0.008	0.072	0.387	0.506
33	0.662	0.315	0.021	0.002	0.248	0.688	0.062	0.002	0.061	0.434	0.463	0.039	0.008	0.070	0.382	0.512
34	0.658	0.318	0.021	0.002	0.243	0.690	0.064	0.002	0.059	0.430	0.468	0.040	0.007	0.068	0.378	0.518
35	0.655	0.321	0.022	0.002	0.238	0.693	0.066	0.002	0.057	0.425	0.472	0.042	0.007	0.066	0.374	0.523
36	0.652	0.323	0.022	0.002	0.234	0.696	0.068	0.003	0.056	0.421	0.477	0.043	0.007	0.064	0.369	0.529
37	0.648	0.326	0.023	0.002	0.229	0.698	0.070	0.003	0.054	0.417	0.481	0.044	0.006	0.062	0.365	0.534
38	0.645	0.329	0.023	0.002	0.225	0.701	0.072	0.003	0.052	0.413	0.486	0.046	0.006	0.060	0.360	0.539
39	0.642	0.332	0.023	0.002	0.220	0.703	0.074	0.003	0.051	0.408	0.490	0.047	0.006	0.058	0.356	0.545
40	0.638	0.335	0.024	0.002	0.216	0.705	0.076	0.003	0.049	0.404	0.495	0.048	0.005	0.056	0.351	0.550
41	0.635	0.337	0.024	0.002	0.211	0.707	0.078	0.003	0.048	0.399	0.499	0.050	0.005	0.054	0.347	0.555
42	0.632	0.340	0.025	0.002	0.207	0.709	0.080	0.003	0.046	0.395	0.503	0.051	0.005	0.053	0.342	0.560
43	0.628	0.343	0.025	0.003	0.203	0.711	0.082	0.003	0.045	0.390	0.507	0.053	0.005	0.051	0.338	0.566
44	0.625	0.346	0.026	0.003	0.198	0.713	0.084	0.004	0.043	0.386	0.512	0.054	0.004	0.049	0.333	0.571
45	0.621	0.349	0.026	0.003	0.194	0.715	0.086	0.004	0.042	0.381	0.516	0.056	0.004	0.048	0.328	0.575
46	0.618	0.351	0.027	0.003	0.190	0.717	0.089	0.004	0.041	0.377	0.520	0.058	0.004	0.046	0.324	0.580
47	0.614	0.354	0.027	0.003	0.186	0.718	0.091	0.004	0.039	0.372	0.524	0.059	0.004	0.044	0.319	0.585
48	0.611	0.357	0.028	0.003	0.182	0.719	0.093	0.004	0.038	0.368	0.528	0.061	0.004	0.043	0.314	0.590
49	0.608	0.360	0.029	0.003	0.178	0.721	0.096	0.004	0.037	0.363	0.531	0.063	0.003	0.042	0.310	0.594
50	0.604	0.363	0.029	0.003	0.174	0.722	0.098	0.005	0.036	0.359	0.535	0.064	0.003	0.040	0.305	0.599
51	0.601	0.366	0.030	0.003	0.171	0.723	0.101	0.005	0.035	0.354	0.539	0.066	0.003	0.039	0.300	0.603
52	0.597	0.368	0.030	0.003	0.167	0.724	0.103	0.005	0.033	0.349	0.543	0.068	0.003	0.037	0.295	0.608
53	0.594	0.371	0.031	0.003	0.163	0.725	0.106	0.005	0.032	0.345	0.546	0.070	0.003	0.036	0.291	0.612
54	0.590	0.374	0.031	0.003	0.159	0.726	0.109	0.006	0.031	0.340	0.550	0.072	0.003	0.035	0.286	0.616
55	0.587	0.377	0.032	0.003	0.156	0.726	0.111	0.006	0.030	0.336	0.553	0.074	0.003	0.034	0.281	0.620
56	0.583	0.379	0.033	0.004	0.152	0.727	0.114	0.006	0.029	0.331	0.556	0.076	0.002	0.032	0.277	0.624
57	0.580	0.382	0.033	0.004	0.149	0.727	0.117	0.006	0.028	0.326	0.560	0.078	0.002	0.031	0.272	0.628
58	0.576	0.385	0.034	0.004	0.145	0.728	0.119	0.006	0.027	0.322	0.563	0.080	0.002	0.030	0.267	0.631
59	0.573	0.388	0.034	0.004	0.142	0.728	0.122	0.007	0.026	0.317	0.566	0.082	0.002	0.029	0.262	0.635
60	0.569	0.391	0.035	0.004	0.139	0.728	0.125	0.007	0.025	0.313	0.569	0.084	0.002	0.028	0.258	0.638
61	0.566	0.393	0.036	0.004	0.135	0.728	0.128	0.007	0.025	0.308	0.572	0.086	0.002	0.027	0.253	0.642
62	0.562	0.396	0.036	0.004	0.132	0.728	0.131	0.008	0.024	0.303	0.575	0.088	0.002	0.026	0.249	0.645
63	0.558	0.399	0.037	0.004	0.129	0.728	0.134	0.008	0.023	0.299	0.578	0.090	0.002	0.025	0.244	0.648
64	0.555	0.401	0.038	0.004	0.126	0.728	0.137	0.008	0.022	0.294	0.580	0.092	0.002	0.024	0.239	0.651
65	0.459	0.448	0.064	0.009	0.106	0.678	0.194	0.010	0.010	0.278	0.601	0.087	0.084	0.250	0.474	0.185
66	0.450	0.453	0.066	0.010	0.102	0.676	0.200	0.010	0.009	0.272	0.604	0.090	0.085	0.252	0.473	0.183
67	0.440	0.459	0.069	0.010	0.098	0.673	0.205	0.010	0.009	0.266	0.607	0.093	0.087	0.254	0.472	0.180
68	0.431	0.464	0.071	0.011	0.094	0.670	0.210	0.011	0.008	0.260	0.609	0.095	0.089	0.256	0.471	0.178
69	0.422	0.469	0.074	0.011	0.090	0.667	0.216	0.011	0.008	0.254	0.611	0.098	0.090	0.258	0.470	0.175
70	0.412															

Transition matrices giving estimates of healthy life expectancy for hampering health (HH) condition for men									
I.State	None/Slight			Some			Severe		
E.State	N/S	Some	Severe	N/S	Some	Severe	N/S	Some	Severe
Age									
0	0.989	0.009	0.001	0.653	0.315	0.032	0.266	0.292	0.430
1	0.988	0.010	0.002	0.608	0.350	0.041	0.292	0.296	0.402
2	0.987	0.011	0.002	0.604	0.353	0.042	0.289	0.296	0.406
3	0.987	0.011	0.002	0.600	0.356	0.043	0.286	0.296	0.409
4	0.986	0.011	0.002	0.596	0.359	0.044	0.283	0.295	0.412
5	0.986	0.012	0.002	0.593	0.362	0.045	0.280	0.295	0.416
6	0.985	0.012	0.002	0.589	0.365	0.046	0.277	0.294	0.419
7	0.985	0.013	0.002	0.585	0.368	0.047	0.274	0.294	0.422
8	0.984	0.013	0.002	0.581	0.371	0.048	0.271	0.293	0.425
9	0.984	0.014	0.002	0.577	0.374	0.049	0.268	0.292	0.429
10	0.983	0.014	0.002	0.573	0.377	0.050	0.265	0.292	0.432
11	0.983	0.015	0.003	0.569	0.380	0.051	0.262	0.291	0.435
12	0.982	0.015	0.003	0.565	0.382	0.052	0.259	0.291	0.438
13	0.981	0.016	0.003	0.561	0.385	0.053	0.256	0.290	0.442
14	0.981	0.016	0.003	0.557	0.388	0.054	0.253	0.289	0.445
15	0.980	0.017	0.003	0.553	0.391	0.055	0.250	0.288	0.448
16	0.979	0.017	0.003	0.549	0.394	0.056	0.247	0.288	0.452
17	0.979	0.018	0.003	0.545	0.397	0.057	0.244	0.287	0.455
18	0.978	0.018	0.003	0.541	0.399	0.058	0.242	0.286	0.458
19	0.977	0.019	0.003	0.537	0.402	0.059	0.239	0.285	0.461
20	0.976	0.019	0.004	0.533	0.405	0.061	0.236	0.285	0.465
21	0.976	0.020	0.004	0.529	0.408	0.062	0.233	0.284	0.468
22	0.975	0.021	0.004	0.526	0.410	0.063	0.231	0.283	0.471
23	0.974	0.021	0.004	0.522	0.413	0.064	0.228	0.282	0.474
24	0.973	0.022	0.004	0.518	0.416	0.066	0.225	0.281	0.478
25	0.972	0.023	0.004	0.514	0.419	0.067	0.222	0.280	0.481
26	0.971	0.023	0.005	0.510	0.421	0.068	0.220	0.279	0.484
27	0.970	0.024	0.005	0.506	0.424	0.069	0.217	0.279	0.487
28	0.969	0.025	0.005	0.502	0.427	0.071	0.214	0.278	0.490
29	0.968	0.026	0.005	0.498	0.429	0.072	0.212	0.277	0.494
30	0.967	0.026	0.005	0.494	0.432	0.073	0.209	0.276	0.497
31	0.966	0.027	0.006	0.490	0.434	0.075	0.207	0.275	0.500
32	0.965	0.028	0.006	0.486	0.437	0.076	0.204	0.274	0.503
33	0.964	0.029	0.006	0.482	0.439	0.078	0.202	0.273	0.506
34	0.963	0.030	0.006	0.478	0.442	0.079	0.199	0.271	0.510
35	0.962	0.030	0.006	0.474	0.444	0.081	0.197	0.270	0.513
36	0.961	0.031	0.007	0.470	0.447	0.082	0.194	0.269	0.516
37	0.960	0.032	0.007	0.466	0.449	0.083	0.192	0.268	0.519
38	0.958	0.033	0.007	0.462	0.452	0.085	0.189	0.267	0.522
39	0.957	0.034	0.007	0.458	0.454	0.087	0.187	0.266	0.525
40	0.956	0.035	0.008	0.454	0.456	0.088	0.184	0.265	0.528
41	0.954	0.036	0.008	0.450	0.459	0.090	0.182	0.264	0.531
42	0.953	0.037	0.008	0.446	0.461	0.091	0.180	0.262	0.534
43	0.952	0.038	0.009	0.442	0.463	0.093	0.177	0.261	0.537
44	0.950	0.039	0.009	0.438	0.466	0.095	0.175	0.260	0.540
45	0.949	0.040	0.009	0.434	0.468	0.096	0.173	0.259	0.543
46	0.947	0.041	0.010	0.430	0.470	0.098	0.170	0.257	0.546
47	0.946	0.042	0.010	0.426	0.472	0.100	0.168	0.256	0.549
48	0.944	0.043	0.010	0.422	0.474	0.101	0.166	0.255	0.552
49	0.943	0.044	0.011	0.418	0.476	0.103	0.164	0.254	0.555
50	0.941	0.046	0.011	0.414	0.478	0.105	0.161	0.252	0.558
51	0.939	0.047	0.011	0.411	0.480	0.107	0.159	0.251	0.561
52	0.938	0.048	0.012	0.407	0.482	0.108	0.157	0.250	0.564
53	0.936	0.049	0.012	0.403	0.484	0.110	0.155	0.248	0.567
54	0.934	0.050	0.013	0.399	0.486	0.112	0.153	0.247	0.570
55	0.932	0.052	0.013	0.395	0.488	0.114	0.151	0.246	0.573
56	0.931	0.053	0.014	0.391	0.490	0.116	0.148	0.244	0.575
57	0.929	0.054	0.014	0.387	0.492	0.118	0.146	0.243	0.578
58	0.927	0.056	0.014	0.384	0.494	0.120	0.144	0.242	0.581
59	0.925	0.057	0.015	0.380	0.496	0.122	0.142	0.240	0.584
60	0.923	0.058	0.015	0.376	0.497	0.124	0.140	0.239	0.587
61	0.921	0.060	0.016	0.372	0.499	0.126	0.138	0.237	0.589
62	0.919	0.061	0.016	0.368	0.501	0.128	0.136	0.236	0.592
63	0.917	0.062	0.017	0.365	0.502	0.130	0.134	0.234	0.595
64	0.914	0.064	0.018	0.361	0.504	0.132	0.132	0.233	0.597
65	0.860	0.090	0.032	0.419	0.410	0.154	0.176	0.196	0.537
66	0.853	0.095	0.035	0.407	0.414	0.160	0.172	0.194	0.540
67	0.845	0.099	0.037	0.396	0.418	0.166	0.168	0.192	0.543
68	0.836	0.103	0.039	0.385	0.421	0.173	0.164	0.190	0.546
69	0.828	0.107	0.041	0.374	0.424	0.179	0.160	0.188	0.550
70	0.819	0.112	0.044	0.363	0.427	0.186	0.156	0.186	0.553
71	0.810	0.116	0.046	0.352	0.429	0.192	0.153	0.184	0.555
72	0.801	0.121	0.049	0.342	0.431	0.199	0.149	0.182	0.558
73	0.791	0.125	0.052	0.331	0.433	0.206	0.145	0.180	0.561
74	0.781	0.130	0.055	0.321	0.434	0.213	0.142	0.178	0.564
75	0.771	0.134	0.058	0.310	0.435	0.220	0.138	0.175	0.566
76	0.761	0.139	0.061	0.300	0.436	0.227	0.135	0.173	0.569
77	0.750	0.144	0.064	0.290	0.437	0.235	0.131	0.171	0.571
78	0.739	0.148	0.067	0.280	0.437	0.242	0.128	0.169	0.573
79	0.728	0.153	0.070	0.271	0.437	0.249	0.124	0.167	0.575
80	0.716	0.157	0.073	0.261	0.436	0.256	0.121	0.164	0.577
81	0.705	0.162	0.077	0.252	0.435	0.264	0.118	0.162	0.579
82	0.693	0.166	0.080	0.243	0.434	0.271	0.115	0.160	0.581
83	0.681	0.170	0.084	0.234	0.432	0.278	0.112	0.158	0.582
84	0.669	0.174	0.088	0.225	0.431	0.286	0.109	0.156	0.584
85	0.656	0.179	0.091	0.216	0.428	0.293	0.106	0.153	0.585
86	0.644	0.183	0.095	0.208	0.426	0.300	0.103	0.151	0.587
87	0.631	0.186	0.099	0.200	0.423	0.307	0.100	0.149	0.588
88	0.618	0.190	0.102	0.192	0.420	0.314	0.097	0.147	0.589
89	0.605	0.194	0.106	0.184	0.417	0.321	0.095	0.144	0.590
90	0.592	0.197	0.110	0.176	0.413	0.328	0.092	0.142	0.591
91	0.578	0.201	0.114	0.169	0.409	0.335	0.089	0.140	0.591
92	0.565	0.204	0.118	0.162	0.405	0.342	0.087	0.137	0.592
93	0.552	0.207	0.121	0.155	0.401	0.348	0.084	0.135	0.592
94	0.538	0.209	0.125	0.148	0.396	0.355	0.082	0.133	0.593
95	0.525	0.212	0.129	0.141	0.391	0.361	0.079	0.131	0.593
96	0.511	0.214	0.133	0.135	0.386	0.367	0.077	0.128	0.593
97	0.498	0.216	0.136	0.129	0.381	0.373	0.075	0.126	0.593
98	0.484	0.218	0.140	0.123	0.375	0.379	0.073	0.124	0.593
99	0.471	0.220	0.144	0.117	0.369	0.385	0.070	0.122	0.593

Transition matrices giving estimates of healthy life expectancy for hampering health (HH) condition for women									
I.State	None/Slight			Some			Severe		
	N/S	Some	Severe	N/S	Some	Severe	N/S	Some	Severe
E.State									
Age									
0	0.989	0.009	0.001	0.653	0.315	0.032	0.266	0.292	0.430
1	0.989	0.009	0.001	0.650	0.318	0.032	0.263	0.292	0.433
2	0.988	0.010	0.002	0.646	0.321	0.033	0.260	0.291	0.437
3	0.988	0.010	0.002	0.642	0.324	0.034	0.258	0.290	0.440
4	0.988	0.011	0.002	0.638	0.327	0.035	0.255	0.290	0.443
5	0.987	0.011	0.002	0.635	0.330	0.035	0.252	0.289	0.447
6	0.987	0.011	0.002	0.631	0.333	0.036	0.249	0.288	0.450
7	0.986	0.012	0.002	0.627	0.336	0.037	0.246	0.287	0.453
8	0.986	0.012	0.002	0.623	0.339	0.038	0.243	0.287	0.456
9	0.985	0.012	0.002	0.619	0.342	0.039	0.240	0.286	0.460
10	0.985	0.013	0.002	0.616	0.344	0.039	0.238	0.285	0.463
11	0.984	0.013	0.002	0.612	0.347	0.040	0.235	0.284	0.466
12	0.983	0.014	0.002	0.608	0.350	0.041	0.232	0.283	0.469
13	0.983	0.014	0.002	0.604	0.353	0.042	0.229	0.283	0.473
14	0.982	0.015	0.003	0.600	0.356	0.043	0.227	0.282	0.476
15	0.982	0.015	0.003	0.596	0.359	0.044	0.224	0.281	0.479
16	0.981	0.016	0.003	0.593	0.362	0.045	0.221	0.280	0.482
17	0.980	0.016	0.003	0.589	0.365	0.046	0.219	0.279	0.485
18	0.980	0.017	0.003	0.585	0.368	0.047	0.216	0.278	0.489
19	0.979	0.017	0.003	0.581	0.371	0.048	0.213	0.277	0.492
20	0.978	0.018	0.003	0.577	0.374	0.049	0.211	0.276	0.495
21	0.978	0.018	0.003	0.573	0.377	0.050	0.208	0.275	0.498
22	0.977	0.019	0.004	0.569	0.380	0.051	0.206	0.274	0.501
23	0.976	0.020	0.004	0.565	0.382	0.052	0.203	0.273	0.505
24	0.975	0.020	0.004	0.561	0.385	0.053	0.200	0.272	0.508
25	0.974	0.021	0.004	0.557	0.388	0.054	0.198	0.271	0.511
26	0.974	0.022	0.004	0.553	0.391	0.055	0.195	0.270	0.514
27	0.973	0.022	0.004	0.549	0.394	0.056	0.193	0.269	0.517
28	0.972	0.023	0.004	0.545	0.397	0.057	0.191	0.268	0.520
29	0.971	0.024	0.005	0.541	0.399	0.058	0.188	0.267	0.523
30	0.970	0.024	0.005	0.537	0.402	0.059	0.186	0.265	0.526
31	0.969	0.025	0.005	0.533	0.405	0.061	0.183	0.264	0.530
32	0.968	0.026	0.005	0.529	0.408	0.062	0.181	0.263	0.533
33	0.967	0.027	0.005	0.526	0.410	0.063	0.179	0.262	0.536
34	0.966	0.027	0.006	0.522	0.413	0.064	0.176	0.261	0.539
35	0.965	0.028	0.006	0.518	0.416	0.066	0.174	0.259	0.542
36	0.964	0.029	0.006	0.514	0.419	0.067	0.172	0.258	0.545
37	0.963	0.030	0.006	0.510	0.421	0.068	0.169	0.257	0.548
38	0.961	0.031	0.007	0.506	0.424	0.069	0.167	0.256	0.551
39	0.960	0.032	0.007	0.502	0.427	0.071	0.165	0.254	0.554
40	0.959	0.033	0.007	0.498	0.429	0.072	0.163	0.253	0.557
41	0.958	0.033	0.007	0.494	0.432	0.073	0.160	0.252	0.560
42	0.957	0.034	0.008	0.490	0.434	0.075	0.158	0.250	0.562
43	0.955	0.035	0.008	0.486	0.437	0.076	0.156	0.249	0.565
44	0.954	0.036	0.008	0.482	0.439	0.078	0.154	0.248	0.568
45	0.953	0.037	0.008	0.478	0.442	0.079	0.152	0.246	0.571
46	0.951	0.038	0.009	0.474	0.444	0.081	0.150	0.245	0.574
47	0.950	0.039	0.009	0.470	0.447	0.082	0.148	0.244	0.577
48	0.948	0.040	0.009	0.466	0.449	0.083	0.145	0.242	0.580
49	0.947	0.042	0.010	0.462	0.452	0.085	0.143	0.241	0.582
50	0.945	0.043	0.010	0.458	0.454	0.087	0.141	0.240	0.585
51	0.944	0.044	0.010	0.454	0.456	0.088	0.139	0.238	0.588
52	0.942	0.045	0.011	0.450	0.459	0.090	0.137	0.237	0.591
53	0.940	0.046	0.011	0.446	0.461	0.091	0.135	0.235	0.593
54	0.939	0.047	0.012	0.442	0.463	0.093	0.133	0.234	0.596
55	0.937	0.048	0.012	0.438	0.466	0.095	0.132	0.232	0.599
56	0.935	0.050	0.012	0.434	0.468	0.096	0.130	0.231	0.601
57	0.933	0.051	0.013	0.430	0.470	0.098	0.128	0.229	0.604
58	0.932	0.052	0.013	0.426	0.472	0.100	0.126	0.228	0.606
59	0.930	0.053	0.014	0.422	0.474	0.101	0.124	0.226	0.609
60	0.928	0.055	0.014	0.418	0.476	0.103	0.122	0.225	0.611
61	0.926	0.056	0.015	0.414	0.478	0.105	0.120	0.223	0.614
62	0.924	0.057	0.015	0.411	0.480	0.107	0.119	0.222	0.616
63	0.922	0.059	0.016	0.407	0.482	0.108	0.117	0.220	0.619
64	0.920	0.060	0.016	0.403	0.484	0.110	0.115	0.219	0.621
65	0.860	0.090	0.032	0.419	0.410	0.154	0.176	0.196	0.537
66	0.853	0.095	0.035	0.407	0.414	0.160	0.172	0.194	0.540
67	0.845	0.099	0.037	0.396	0.418	0.166	0.168	0.192	0.543
68	0.836	0.103	0.039	0.385	0.421	0.173	0.164	0.190	0.546
69	0.828	0.107	0.041	0.374	0.424	0.179	0.160	0.188	0.550
70	0.819	0.112	0.044	0.363	0.427	0.186	0.156	0.186	0.553
71	0.810	0.116	0.046	0.352	0.429	0.192	0.153	0.184	0.555
72	0.801	0.121	0.049	0.342	0.431	0.199	0.149	0.182	0.558
73	0.791	0.125	0.052	0.331	0.433	0.206	0.145	0.180	0.561
74	0.781	0.130	0.055	0.321	0.434	0.213	0.142	0.178	0.564
75	0.771	0.134	0.058	0.310	0.435	0.220	0.138	0.175	0.566
76	0.761	0.139	0.061	0.300	0.436	0.227	0.135	0.173	0.569
77	0.750	0.144	0.064	0.290	0.437	0.235	0.131	0.171	0.571
78	0.739	0.148	0.067	0.280	0.437	0.242	0.128	0.169	0.573
79	0.728	0.153	0.070	0.271	0.437	0.249	0.124	0.167	0.575
80	0.716	0.157	0.073	0.261	0.436	0.256	0.121	0.164	0.577
81	0.705	0.162	0.077	0.252	0.435	0.264	0.118	0.162	0.579
82	0.693	0.166	0.080	0.243	0.434	0.271	0.115	0.160	0.581
83	0.681	0.170	0.084	0.234	0.432	0.278	0.112	0.158	0.582
84	0.669	0.174	0.088	0.225	0.431	0.286	0.109	0.156	0.584
85	0.656	0.179	0.091	0.216	0.428	0.293	0.106	0.153	0.585
86	0.644	0.183	0.095	0.208	0.426	0.300	0.103	0.151	0.587
87	0.631	0.186	0.099	0.200	0.423	0.307	0.100	0.149	0.588
88	0.618	0.190	0.102	0.192	0.420	0.314	0.097	0.147	0.589
89	0.605	0.194	0.106	0.184	0.417	0.321	0.095	0.144	0.590
90	0.592	0.197	0.110	0.176	0.413	0.328	0.092	0.142	0.591
91	0.578	0.201	0.114	0.169	0.409	0.335	0.089	0.140	0.591
92	0.565	0.204	0.118	0.162	0.405	0.342	0.087	0.137	0.592
93	0.552	0.207	0.121	0.155	0.401	0.348	0.084	0.135	0.592
94	0.538	0.209	0.125	0.148	0.396	0.355	0.082	0.133	0.593
95	0.525	0.212	0.129	0.141	0.391	0.361	0.079	0.131	0.593
96	0.511	0.214	0.133	0.135	0.386	0.367	0.077	0.128	0.593
97	0.498	0.216	0.136	0.129	0.381	0.373	0.075	0.126	0.593
98	0.484	0.218	0.140	0.123	0.375	0.379	0.073	0.124	0.593
99	0.471	0.220	0.144	0.117	0.369	0.385	0.070	0.122	0.593



## A1.2a Denmark (with 30% variant)

		Expected time spent in each health state for self-reported health (SAH) for men															
L.State	E.State	Very Good				Good				Fair				Bad/Very Bad			
Age		VG	G	F	B/VB	VG	G	F	B/VB	VG	G	F	B/VB	VG	G	F	B/VB
0		37.07	22.60	10.90	4.11	36.67	22.91	10.96	4.12	36.08	23.05	11.34	4.14	35.14	22.73	11.73	4.46
1		36.30	22.41	10.87	4.11	35.85	22.76	10.95	4.12	35.27	22.85	11.35	4.14	34.24	22.47	11.71	4.50
2		35.54	22.21	10.84	4.11	35.08	22.56	10.92	4.11	34.50	22.65	11.34	4.14	33.47	22.26	11.69	4.50
3		34.79	22.01	10.81	4.11	34.33	22.36	10.90	4.11	33.73	22.45	11.32	4.14	32.70	22.04	11.67	4.51
4		34.05	21.81	10.78	4.10	33.58	22.16	10.87	4.11	32.97	22.24	11.30	4.14	31.94	21.82	11.64	4.51
5		33.31	21.60	10.75	4.10	32.84	21.95	10.84	4.11	32.22	22.02	11.28	4.14	31.18	21.59	11.62	4.52
6		32.58	21.39	10.71	4.10	32.10	21.74	10.81	4.11	31.47	21.81	11.26	4.14	30.43	21.36	11.59	4.52
7		31.85	21.17	10.68	4.10	31.37	21.52	10.77	4.10	30.73	21.58	11.24	4.14	29.68	21.13	11.56	4.53
8		31.13	20.95	10.64	4.09	30.64	21.31	10.74	4.10	29.99	21.36	11.21	4.14	28.94	20.89	11.53	4.54
9		30.42	20.73	10.60	4.09	29.92	21.08	10.70	4.10	29.26	21.13	11.19	4.14	28.21	20.64	11.50	4.54
10		29.71	20.50	10.56	4.09	29.21	20.86	10.67	4.10	28.54	20.89	11.16	4.14	27.48	20.39	11.46	4.55
11		29.01	20.27	10.52	4.08	28.50	20.63	10.63	4.09	27.82	20.65	11.13	4.14	26.76	20.14	11.43	4.55
12		28.32	20.03	10.48	4.08	27.80	20.39	10.59	4.09	27.11	20.41	11.10	4.14	26.05	19.88	11.39	4.56
13		27.63	19.80	10.43	4.08	27.11	20.15	10.55	4.09	26.41	20.16	11.07	4.14	25.35	19.62	11.35	4.56
14		26.95	19.56	10.39	4.07	26.43	19.91	10.50	4.08	25.71	19.91	11.04	4.14	24.65	19.36	11.31	4.57
15		26.28	19.31	10.34	4.07	25.75	19.67	10.46	4.08	25.02	19.66	11.01	4.14	23.96	19.09	11.27	4.57
16		25.61	19.06	10.29	4.06	25.07	19.42	10.41	4.07	24.34	19.40	10.97	4.14	23.27	18.81	11.22	4.58
17		24.95	18.81	10.23	4.06	24.41	19.17	10.36	4.07	23.66	19.13	10.93	4.14	22.60	18.54	11.17	4.58
18		24.30	18.56	10.18	4.05	23.75	18.91	10.31	4.07	23.00	18.87	10.89	4.13	21.93	18.25	11.12	4.59
19		23.65	18.30	10.12	4.05	23.10	18.65	10.25	4.06	22.34	18.60	10.85	4.13	21.27	17.97	11.07	4.59
20		23.02	18.04	10.06	4.04	22.46	18.39	10.20	4.06	21.68	18.32	10.80	4.13	20.62	17.68	11.01	4.60
21		22.39	17.77	10.00	4.04	21.82	18.12	10.14	4.05	21.04	18.04	10.75	4.13	19.97	17.38	10.96	4.60
22		21.76	17.50	9.93	4.03	21.20	17.85	10.08	4.04	20.40	17.76	10.70	4.13	19.34	17.09	10.90	4.60
23		21.15	17.23	9.87	4.02	20.58	17.58	10.02	4.04	19.77	17.47	10.65	4.12	18.71	16.78	10.83	4.61
24		20.54	16.96	9.80	4.01	19.97	17.30	9.95	4.03	19.15	17.18	10.60	4.12	18.09	16.48	10.76	4.61
25		19.95	16.68	9.72	4.00	19.36	17.02	9.88	4.02	18.53	16.88	10.54	4.12	17.48	16.17	10.69	4.61
26		19.36	16.40	9.65	4.00	18.77	16.74	9.81	4.01	17.93	16.58	10.48	4.12	16.88	15.86	10.62	4.61
27		18.78	16.12	9.57	3.99	18.18	16.46	9.74	4.01	17.33	16.28	10.42	4.11	16.29	15.54	10.55	4.62
28		18.20	15.83	9.49	3.98	17.60	16.17	9.66	4.00	16.74	15.97	10.35	4.11	15.70	15.22	10.47	4.62
29		17.64	15.54	9.41	3.97	17.03	15.88	9.58	3.99	16.16	15.67	10.28	4.10	15.13	14.90	10.38	4.62
30		17.08	15.25	9.32	3.95	16.47	15.58	9.50	3.98	15.59	15.35	10.21	4.10	14.56	14.58	10.30	4.62
31		16.53	14.96	9.23	3.94	15.92	15.28	9.41	3.97	15.02	15.04	10.13	4.09	14.01	14.25	10.21	4.62
32		15.99	14.66	9.14	3.93	15.38	14.99	9.32	3.95	14.47	14.72	10.05	4.09	13.46	13.92	10.11	4.62
33		15.46	14.37	9.04	3.92	14.84	14.68	9.23	3.94	13.93	14.40	9.97	4.08	12.93	13.59	10.01	4.62
34		14.94	14.07	8.94	3.90	14.31	14.38	9.14	3.93	13.39	14.07	9.88	4.07	12.40	13.25	9.91	4.62
35		14.43	13.77	8.84	3.88	13.80	14.07	9.04	3.91	12.87	13.75	9.79	4.06	11.88	12.91	9.81	4.61
36		13.93	13.46	8.73	3.87	13.29	13.77	8.94	3.90	12.35	13.42	9.70	4.06	11.38	12.58	9.70	4.61
37		13.43	13.16	8.62	3.85	12.79	13.46	8.83	3.88	11.84	13.09	9.60	4.05	10.88	12.24	9.58	4.61
38		12.95	12.85	8.51	3.83	12.30	13.15	8.72	3.87	11.34	12.75	9.50	4.04	10.40	11.89	9.47	4.60
39		12.47	12.55	8.39	3.81	11.82	12.83	8.61	3.85	10.86	12.42	9.39	4.02	9.92	11.55	9.34	4.59
40		12.00	12.24	8.27	3.79	11.35	12.52	8.49	3.83	10.38	12.08	9.28	4.01	9.46	11.21	9.22	4.59
41		11.55	11.93	8.15	3.77	10.89	12.21	8.37	3.81	9.91	11.74	9.17	4.00	9.00	10.86	9.09	4.58
42		11.10	11.62	8.02	3.74	10.44	11.89	8.25	3.79	9.45	11.40	9.05	3.99	8.56	10.52	8.95	4.57
43		10.66	11.32	7.89	3.72	9.99	11.58	8.12	3.76	9.01	11.06	8.93	3.97	8.13	10.18	8.81	4.56
44		10.23	11.01	7.75	3.69	9.56	11.26	7.99	3.74	8.57	10.72	8.80	3.95	7.71	9.83	8.67	4.54
45		9.81	10.70	7.61	3.66	9.14	10.94	7.85	3.71	8.14	10.38	8.67	3.94	7.30	9.49	8.52	4.53
46		9.40	10.39	7.47	3.63	8.72	10.63	7.71	3.68	7.72	10.04	8.53	3.92	6.90	9.15	8.37	4.51
47		9.00	10.08	7.32	3.60	8.32	10.31	7.57	3.65	7.31	9.70	8.39	3.89	6.51	8.81	8.21	4.50
48		8.60	9.77	7.16	3.57	7.92	9.99	7.42	3.62	6.92	9.36	8.24	3.87	6.13	8.47	8.05	4.48
49		8.22	9.46	7.01	3.53	7.54	9.68	7.27	3.59	6.53	9.02	8.09	3.85	5.76	8.13	7.88	4.46
50		7.84	9.16	6.85	3.49	7.16	9.36	7.11	3.55	6.15	8.68	7.94	3.82	5.40	7.79	7.71	4.44
51		7.48	8.85	6.68	3.45	6.79	9.05	6.95	3.52	5.79	8.34	7.78	3.79	5.06	7.46	7.53	4.41
52		7.12	8.54	6.52	3.41	6.44	8.73	6.78	3.48	5.43	8.01	7.61	3.76	4.72	7.13	7.35	4.38
53		6.77	8.24	6.34	3.37	6.09	8.42	6.61	3.44	5.08	7.67	7.44	3.73	4.40	6.80	7.17	4.35
54		6.43	7.94	6.17	3.32	5.75	8.11	6.44	3.39	4.75	7.34	7.27	3.70	4.08	6.47	6.98	4.32
55		6.10	7.64	5.99	3.27	5.41	7.80	6.26	3.35	4.42	7.01	7.09	3.66	3.78	6.15	6.78	4.29
56		5.78	7.34	5.80	3.22	5.09	7.49	6.08	3.30	4.11	6.68	6.90	3.62	3.49	5.83	6.58	4.25
57		5.46	7.04	5.62	3.16	4.78	7.19	5.90	3.24	3.80	6.36	6.71	3.58	3.21	5.52	6.37	4.21
58		5.15	6.74	5.43	3.11	4.47	6.88	5.71	3.19	3.51	6.03	6.51	3.53	2.94	5.21	6.15	4.16
59		4.85	6.44	5.24	3.05	4.17	6.58	5.51	3.13	3.22	5.72	6.30	3.48	2.68	4.91	5.92	4.11
60		4.55	6.14	5.05	2.99	3.88	6.27	5.32	3.07	2.95	5.40	6.08	3.43	2.44	4.62	5.68	4.06
61		4.26	5.85	4.86	2.92	3.59	5.97	5.12	3.01	2.69	5.10	5.85	3.37	2.21	4.33	5.42	4.00
62		3.97	5.54	4.68	2.86	3.31	5.67	4.93	2.95	2.44	4.80	5.61	3.30	2.00	4.06	5.14	3.93
63		3.69	5.24	4.50	2.80	3.03	5.37	4.73	2.88	2.21	4.52	5.34	3.23	1.80	3.79	4.84	3.86
64		3.41	4.94	4.35	2.74	2.74	5.05	4.54	2.81	2.01	4.26	5.05	3.13	1.61	3.52	4.50	3.79
65		3.19	4.66	4.21	2.69	2.36	4.67	4.38	2.76	1.89	4.07	4.73	2.98	1.40	3.21	4.11	3.76
66		3.00	4.46	4.08	2.65	2.19	4.45	4.25	2.73	1.73	3.85	4.58	2.95	1.25	2.96	3.91	3.73
67		2.83	4.27	3.96	2.61	2.03	4.24	4.12	2.69	1.58	3.63	4.44	2.92	1.11	2.73	3.72	3.69
68		2.66	4.09	3.84	2.57	1.87	4.04	3.99	2.65	1.45	3.42	4.29	2.88	0.99	2.51	3.52	3.65
69		2.51	3.91	3.72	2.52	1.73	3.85	3.86	2.61	1.32	3.22	4.15	2.84	0.87	2.29	3.33	3.60
70		2.36	3.74	3.60	2.48	1.60	3.66	3.74	2.56	1.20	3.02	4.01	2.80	0.77	2.10	3.14	3.55
71		2.23	3.58	3.48	2.43	1.47	3.48	3.61	2.51	1.09	2.84	3.87	2.75	0.68	1.91	2.95	3.49
72		2.10	3.42	3.37	2.38	1.36	3.31	3.49									

Expected time spent in each health state for self-reported health (SAH) for women																		
L.State	Very Good				Good				Fair				Bad/Very Bad					
	E.State	VG	G	F	B/VB	VG	G	F	B/VB	VG	G	F	B/VB	VG	G	F	B/VB	
Age																		
0	39.41	22.34	10.16	3.85	39.03	22.65	10.22	3.85	38.46	22.78	10.59	3.88	37.55	22.49	10.97	4.19		
1	38.63	22.16	10.13	3.85	38.25	22.47	10.19	3.85	37.67	22.60	10.58	3.88	36.75	22.30	10.95	4.19		
2	37.85	21.98	10.11	3.85	37.46	22.29	10.17	3.85	36.87	22.41	10.57	3.88	35.95	22.10	10.94	4.20		
3	37.08	21.79	10.08	3.85	36.69	22.10	10.15	3.85	36.09	22.22	10.55	3.88	35.16	21.90	10.92	4.20		
4	36.32	21.60	10.06	3.84	35.92	21.91	10.13	3.85	35.31	22.03	10.54	3.88	34.37	21.70	10.90	4.21		
5	35.55	21.40	10.03	3.84	35.15	21.72	10.10	3.85	34.53	21.83	10.52	3.88	33.59	21.49	10.88	4.21		
6	34.80	21.20	10.00	3.84	34.39	21.52	10.07	3.84	33.76	21.63	10.51	3.88	32.82	21.27	10.86	4.22		
7	34.05	21.00	9.97	3.84	33.64	21.32	10.05	3.84	33.00	21.42	10.49	3.88	32.05	21.05	10.84	4.22		
8	33.31	20.79	9.94	3.84	32.89	21.12	10.02	3.84	32.24	21.21	10.47	3.88	31.29	20.83	10.82	4.23		
9	32.57	20.59	9.91	3.83	32.14	20.91	9.99	3.84	31.48	20.99	10.45	3.88	30.53	20.61	10.79	4.23		
10	31.83	20.37	9.88	3.83	31.41	20.70	9.96	3.84	30.73	20.78	10.43	3.88	29.78	20.38	10.77	4.24		
11	31.11	20.16	9.84	3.83	30.68	20.48	9.92	3.83	29.99	20.55	10.41	3.88	29.03	20.14	10.74	4.25		
12	30.39	19.93	9.80	3.83	29.95	20.26	9.89	3.83	29.26	20.33	10.39	3.88	28.30	19.90	10.71	4.25		
13	29.67	19.71	9.77	3.82	29.23	20.04	9.85	3.83	28.53	20.09	10.36	3.88	27.56	19.66	10.68	4.26		
14	28.96	19.48	9.73	3.82	28.52	19.81	9.82	3.83	27.80	19.86	10.34	3.88	26.84	19.41	10.65	4.26		
15	28.26	19.25	9.68	3.82	27.81	19.58	9.78	3.82	27.08	19.62	10.31	3.88	26.12	19.16	10.61	4.27		
16	27.57	19.02	9.64	3.81	27.11	19.35	9.74	3.82	26.37	19.38	10.28	3.88	25.40	18.90	10.58	4.27		
17	26.88	18.78	9.60	3.81	26.42	19.11	9.70	3.82	25.67	19.13	10.25	3.87	24.70	18.64	10.54	4.28		
18	26.20	18.54	9.55	3.80	25.73	18.87	9.65	3.81	24.97	18.88	10.22	3.87	24.00	18.38	10.50	4.28		
19	25.52	18.29	9.50	3.80	25.05	18.62	9.61	3.81	24.28	18.62	10.18	3.87	23.31	18.11	10.46	4.29		
20	24.85	18.04	9.45	3.80	24.38	18.37	9.56	3.81	23.59	18.36	10.15	3.87	22.62	17.84	10.42	4.29		
21	24.19	17.79	9.40	3.79	23.71	18.12	9.51	3.80	22.92	18.10	10.11	3.87	21.95	17.56	10.37	4.30		
22	23.54	17.53	9.34	3.79	23.05	17.86	9.46	3.80	22.25	17.83	10.07	3.87	21.28	17.28	10.32	4.30		
23	22.89	17.27	9.29	3.78	22.40	17.60	9.40	3.79	21.58	17.55	10.03	3.87	20.61	16.99	10.27	4.31		
24	22.25	17.01	9.23	3.77	21.75	17.34	9.35	3.79	20.93	17.28	9.98	3.87	19.96	16.71	10.22	4.31		
25	21.62	16.75	9.17	3.77	21.12	17.07	9.29	3.78	20.28	17.00	9.94	3.86	19.31	16.41	10.16	4.32		
26	20.99	16.48	9.10	3.76	20.49	16.80	9.23	3.77	19.64	16.71	9.89	3.86	18.68	16.12	10.10	4.32		
27	20.38	16.20	9.03	3.75	19.87	16.53	9.17	3.77	19.00	16.42	9.84	3.86	18.05	15.82	10.04	4.32		
28	19.77	15.93	8.97	3.75	19.25	16.25	9.10	3.76	18.38	16.13	9.78	3.86	17.42	15.51	9.98	4.33		
29	19.17	15.65	8.89	3.74	18.65	15.97	9.03	3.75	17.76	15.84	9.73	3.85	16.81	15.20	9.91	4.33		
30	18.57	15.37	8.82	3.73	18.05	15.69	8.96	3.74	17.15	15.54	9.67	3.85	16.21	14.89	9.84	4.33		
31	17.99	15.09	8.74	3.72	17.46	15.40	8.89	3.74	16.55	15.23	9.60	3.85	15.61	14.58	9.77	4.33		
32	17.41	14.80	8.66	3.71	16.88	15.11	8.81	3.73	15.96	14.93	9.54	3.84	15.02	14.26	9.69	4.34		
33	16.84	14.51	8.58	3.70	16.30	14.82	8.73	3.72	15.37	14.62	9.47	3.84	14.45	13.94	9.61	4.34		
34	16.28	14.22	8.49	3.69	15.74	14.53	8.65	3.71	14.80	14.30	9.40	3.84	13.88	13.62	9.53	4.34		
35	15.73	13.92	8.40	3.67	15.18	14.23	8.57	3.70	14.23	13.99	9.33	3.83	13.32	13.29	9.44	4.34		
36	15.18	13.63	8.31	3.66	14.63	13.93	8.48	3.68	13.67	13.67	9.25	3.82	12.77	12.96	9.35	4.34		
37	14.65	13.33	8.21	3.65	14.09	13.63	8.39	3.67	13.12	13.34	9.17	3.82	12.23	12.63	9.25	4.34		
38	14.12	13.03	8.12	3.63	13.56	13.32	8.29	3.66	12.58	13.02	9.08	3.81	11.70	12.29	9.15	4.34		
39	13.60	12.72	8.01	3.62	13.04	13.02	8.19	3.64	12.05	12.69	8.99	3.80	11.17	11.96	9.05	4.33		
40	13.09	12.42	7.91	3.60	12.52	12.71	8.09	3.63	11.53	12.36	8.90	3.79	10.66	11.62	8.95	4.33		
41	12.59	12.11	7.80	3.58	12.02	12.40	7.98	3.61	11.02	12.03	8.80	3.79	10.16	11.28	8.84	4.33		
42	12.10	11.81	7.68	3.56	11.52	12.08	7.88	3.59	10.51	11.69	8.70	3.78	9.67	10.94	8.72	4.32		
43	11.62	11.50	7.57	3.54	11.04	11.77	7.76	3.58	10.02	11.35	8.60	3.76	9.19	10.60	8.60	4.32		
44	11.14	11.19	7.45	3.52	10.56	11.45	7.65	3.56	9.54	11.02	8.49	3.75	8.72	10.25	8.48	4.31		
45	10.68	10.87	7.32	3.50	10.09	11.14	7.53	3.53	9.06	10.68	8.37	3.74	8.26	9.91	8.35	4.30		
46	10.22	10.56	7.19	3.48	9.63	10.82	7.40	3.51	8.60	10.33	8.26	3.73	7.81	9.56	8.22	4.29		
47	9.77	10.25	7.06	3.45	9.18	10.50	7.27	3.49	8.14	9.99	8.14	3.71	7.37	9.22	8.08	4.28		
48	9.34	9.94	6.92	3.42	8.74	10.18	7.14	3.46	7.70	9.65	8.01	3.70	6.94	8.87	7.94	4.27		
49	8.91	9.62	6.78	3.39	8.31	9.86	7.00	3.44	7.26	9.30	7.88	3.68	6.52	8.53	7.80	4.26		
50	8.49	9.31	6.64	3.36	7.89	9.54	6.86	3.41	6.84	8.96	7.74	3.66	6.11	8.18	7.65	4.24		
51	8.08	8.99	6.49	3.33	7.47	9.22	6.72	3.38	6.42	8.61	7.60	3.64	5.71	7.84	7.49	4.23		
52	7.67	8.68	6.34	3.30	7.07	8.90	6.57	3.35	6.02	8.27	7.45	3.62	5.33	7.50	7.33	4.21		
53	7.28	8.37	6.18	3.26	6.67	8.58	6.41	3.31	5.62	7.93	7.30	3.59	4.95	7.16	7.16	4.19		
54	6.89	8.05	6.02	3.22	6.28	8.26	6.26	3.28	5.24	7.58	7.15	3.57	4.59	6.82	6.99	4.17		
55	6.52	7.74	5.86	3.18	5.91	7.94	6.10	3.24	4.86	7.24	6.98	3.54	4.23	6.48	6.81	4.14		
56	6.15	7.43	5.69	3.14	5.54	7.62	5.93	3.20	4.50	6.90	6.82	3.51	3.89	6.14	6.63	4.11		
57	5.78	7.11	5.52	3.10	5.18	7.30	5.76	3.16	4.14	6.56	6.64	3.47	3.56	5.81	6.43	4.08		
58	5.43	6.80	5.34	3.05	4.82	6.98	5.58	3.11	3.80	6.22	6.46	3.44	3.24	5.48	6.23	4.05		
59	5.08	6.49	5.17	3.00	4.48	6.66	5.41	3.07	3.47	5.88	6.26	3.40	2.94	5.16	6.02	4.01		
60	4.74	6.18	4.99	2.95	4.14	6.35	5.23	3.02	3.15	5.55	6.06	3.36	2.64	4.84	5.78	3.97		
61	4.41	5.87	4.82	2.90	3.81	6.03	5.05	2.96	2.84	5.22	5.84	3.31	2.37	4.52	5.53	3.92		
62	4.07	5.55	4.65	2.84	3.48	5.71	4.86	2.91	2.55	4.90	5.60	3.26	2.11	4.21	5.25	3.87		
63	3.75	5.24	4.49	2.79	3.16	5.39	4.69	2.86	2.28	4.58	5.35	3.19	1.88	3.91	4.93	3.81		
64	3.43	4.93	4.34	2.74	2.81	5.06	4.52	2.80	2.04	4.29	5.06	3.11	1.65	3.59	4.56	3.76		
65	3.19	4.66	4.21	2.69	2.36	4.67	4.38	2.76	1.89	4.07	4.73	2.98	1.40	3.21	4.11	3.76		
66	3.00	4.46	4.08	2.65	2.19	4.45	4.25	2.73	1.73	3.85	4.58	2.95	1.25	2.96	3.91	3.73		
67	2.83	4.27	3.96	2.61	2.03	4.24	4.12	2.69	1.58	3.63	4.44	2.92	1.11	2.73	3.72	3.69		
68	2.66	4.09	3.84	2.57	1.87	4.04	3.99	2.65	1.45	3.42	4.29	2.88	0.99	2.51	3.52	3.65		
69	2.51	3.91	3.72	2.52	1.73	3.85	3.86	2.61	1.32	3.22	4.15	2.84	0.87	2.29	3.33	3.60		
70	2.36	3.74	3.60	2.48	1.60	3.66	3.74	2.56	1.20	3.02	4.01	2.80	0.77	2.10	3.14	3.55		
71	2.23	3.58	3.48	2.43	1.47	3.48	3.61	2.51	1.09	2.84	3.87	2.75	0.68	1.91	2.95	3.49		
72	2.10	3.42	3.37	2.38	1.36	3.31	3.49	2.47	1.00									

Expected time spent in each state for hampering health (HH) condition for men									
I.State	None/Slight			Some			Severe		
E.State	N/S	Some	Severe	N/S	Some	Severe	N/S	Some	Severe
Age									
0	61.69	10.07	4.32	61.12	10.55	4.35	60.66	10.94	4.43
1	60.72	10.05	4.32	60.13	10.56	4.36	59.53	11.01	4.48
2	59.78	10.01	4.32	59.17	10.53	4.36	58.55	10.99	4.48
3	58.84	9.98	4.32	58.21	10.50	4.36	57.58	10.97	4.49
4	57.90	9.94	4.31	57.26	10.48	4.36	56.61	10.95	4.49
5	56.97	9.90	4.31	56.31	10.45	4.36	55.65	10.93	4.50
6	56.03	9.86	4.31	55.36	10.42	4.36	54.68	10.90	4.51
7	55.10	9.82	4.31	54.41	10.39	4.36	53.71	10.88	4.51
8	54.17	9.78	4.31	53.47	10.36	4.36	52.75	10.85	4.52
9	53.24	9.73	4.30	52.52	10.33	4.36	51.79	10.82	4.53
10	52.32	9.69	4.30	51.58	10.29	4.36	50.83	10.79	4.53
11	51.40	9.64	4.30	50.64	10.26	4.36	49.87	10.76	4.54
12	50.48	9.59	4.30	49.70	10.22	4.36	48.91	10.73	4.55
13	49.56	9.54	4.29	48.76	10.18	4.36	47.95	10.70	4.56
14	48.64	9.49	4.29	47.83	10.14	4.36	47.00	10.66	4.56
15	47.73	9.44	4.29	46.90	10.10	4.35	46.04	10.62	4.57
16	46.82	9.39	4.28	45.97	10.06	4.35	45.09	10.58	4.58
17	45.92	9.33	4.28	45.04	10.02	4.35	44.14	10.54	4.59
18	45.01	9.27	4.27	44.12	9.97	4.35	43.20	10.49	4.60
19	44.11	9.21	4.27	43.20	9.92	4.35	42.25	10.45	4.61
20	43.22	9.15	4.27	42.28	9.87	4.35	41.31	10.40	4.62
21	42.32	9.09	4.26	41.36	9.82	4.35	40.37	10.35	4.63
22	41.43	9.02	4.26	40.45	9.77	4.35	39.43	10.30	4.64
23	40.55	8.95	4.25	39.54	9.71	4.35	38.49	10.24	4.65
24	39.66	8.88	4.24	38.63	9.66	4.35	37.56	10.18	4.66
25	38.78	8.81	4.24	37.73	9.60	4.34	36.62	10.12	4.67
26	37.91	8.74	4.23	36.83	9.54	4.34	35.69	10.06	4.68
27	37.04	8.66	4.22	35.93	9.47	4.34	34.77	9.99	4.69
28	36.17	8.58	4.22	35.04	9.41	4.34	33.84	9.92	4.70
29	35.31	8.50	4.21	34.15	9.34	4.34	32.92	9.85	4.71
30	34.45	8.42	4.20	33.26	9.27	4.33	32.01	9.77	4.72
31	33.60	8.34	4.19	32.38	9.19	4.33	31.09	9.69	4.73
32	32.75	8.25	4.18	31.50	9.12	4.33	30.18	9.61	4.74
33	31.90	8.16	4.17	30.62	9.04	4.32	29.27	9.52	4.75
34	31.07	8.07	4.16	29.76	8.96	4.32	28.37	9.43	4.76
35	30.23	7.97	4.15	28.89	8.87	4.31	27.47	9.34	4.77
36	29.40	7.87	4.13	28.03	8.79	4.31	26.58	9.24	4.77
37	28.58	7.77	4.12	27.17	8.70	4.30	25.68	9.14	4.78
38	27.76	7.67	4.11	26.32	8.61	4.30	24.80	9.04	4.79
39	26.95	7.56	4.09	25.48	8.51	4.29	23.92	8.93	4.80
40	26.15	7.45	4.07	24.64	8.41	4.28	23.04	8.81	4.81
41	25.35	7.34	4.06	23.80	8.31	4.27	22.17	8.69	4.82
42	24.55	7.22	4.04	22.98	8.20	4.27	21.31	8.57	4.82
43	23.77	7.11	4.02	22.15	8.09	4.26	20.45	8.45	4.83
44	22.99	6.99	4.00	21.34	7.98	4.25	19.60	8.31	4.83
45	22.21	6.86	3.98	20.53	7.87	4.23	18.75	8.18	4.84
46	21.45	6.74	3.95	19.73	7.75	4.22	17.91	8.04	4.84
47	20.69	6.61	3.93	18.93	7.62	4.21	17.09	7.89	4.84
48	19.94	6.47	3.90	18.14	7.50	4.19	16.27	7.74	4.84
49	19.20	6.34	3.88	17.36	7.37	4.18	15.46	7.58	4.84
50	18.46	6.20	3.85	16.59	7.23	4.16	14.65	7.42	4.84
51	17.73	6.06	3.82	15.83	7.09	4.14	13.86	7.26	4.83
52	17.01	5.91	3.78	15.07	6.95	4.12	13.09	7.08	4.83
53	16.30	5.77	3.75	14.33	6.81	4.10	12.32	6.91	4.82
54	15.59	5.62	3.71	13.59	6.66	4.08	11.57	6.72	4.80
55	14.89	5.46	3.67	12.87	6.50	4.05	10.84	6.53	4.79
56	14.20	5.31	3.63	12.15	6.34	4.02	10.12	6.34	4.77
57	13.52	5.15	3.59	11.45	6.18	3.99	9.43	6.14	4.75
58	12.84	4.99	3.55	10.77	6.01	3.96	8.76	5.92	4.72
59	12.17	4.83	3.50	10.10	5.83	3.92	8.12	5.70	4.69
60	11.50	4.67	3.45	9.45	5.65	3.88	7.52	5.47	4.65
61	10.83	4.51	3.41	8.82	5.46	3.83	6.96	5.22	4.60
62	10.15	4.35	3.36	8.21	5.26	3.78	6.47	4.96	4.54
63	9.48	4.19	3.31	7.63	5.03	3.72	6.07	4.67	4.47
64	8.79	4.05	3.26	7.05	4.78	3.65	5.81	4.38	4.37
65	8.09	3.91	3.21	6.41	4.46	3.58	5.82	4.12	4.25
66	7.69	3.82	3.18	6.03	4.35	3.56	5.44	4.00	4.24
67	7.31	3.73	3.15	5.66	4.25	3.54	5.09	3.88	4.22
68	6.94	3.63	3.12	5.31	4.14	3.51	4.75	3.76	4.20
69	6.58	3.54	3.08	4.98	4.03	3.49	4.43	3.64	4.18
70	6.24	3.44	3.05	4.66	3.92	3.46	4.13	3.52	4.15
71	5.92	3.35	3.01	4.36	3.82	3.43	3.84	3.40	4.12
72	5.61	3.25	2.97	4.08	3.71	3.40	3.57	3.28	4.09
73	5.31	3.16	2.93	3.81	3.60	3.36	3.32	3.16	4.06
74	5.03	3.06	2.89	3.56	3.49	3.33	3.08	3.05	4.02
75	4.76	2.97	2.84	3.32	3.38	3.29	2.86	2.93	3.98
76	4.51	2.87	2.79	3.10	3.28	3.24	2.64	2.81	3.94
77	4.27	2.78	2.74	2.88	3.17	3.20	2.45	2.70	3.89
78	4.03	2.69	2.69	2.68	3.06	3.15	2.26	2.58	3.84
79	3.81	2.60	2.63	2.50	2.96	3.10	2.09	2.47	3.79
80	3.60	2.50	2.57	2.32	2.85	3.05	1.92	2.36	3.73
81	3.41	2.41	2.51	2.15	2.75	2.99	1.77	2.25	3.67
82	3.22	2.32	2.45	1.99	2.65	2.93	1.63	2.14	3.61
83	3.04	2.23	2.38	1.85	2.55	2.87	1.49	2.04	3.54
84	2.86	2.14	2.30	1.71	2.44	2.80	1.37	1.93	3.47
85	2.70	2.05	2.23	1.58	2.34	2.73	1.25	1.83	3.39
86	2.54	1.96	2.14	1.45	2.24	2.65	1.14	1.72	3.31
87	2.39	1.87	2.05	1.33	2.14	2.56	1.03	1.62	3.22
88	2.25	1.78	1.96	1.22	2.04	2.47	0.93	1.51	3.12
89	2.11	1.68	1.85	1.12	1.93	2.37	0.84	1.41	3.01
90	1.98	1.59	1.74	1.01	1.83	2.26	0.75	1.30	2.90
91	1.85	1.49	1.61	0.91	1.72	2.13	0.66	1.19	2.77
92	1.72	1.38	1.47	0.82	1.60	2.00	0.58	1.08	2.62
93	1.59	1.27	1.31	0.72	1.49	1.84	0.50	0.97	2.46
94	1.47	1.15	1.14	0.63	1.36	1.66	0.42	0.85	2.28
95	1.33	1.02	0.95	0.53	1.23	1.46	0.34	0.72	2.06
96	1.19	0.87	0.73	0.43	1.08	1.22	0.26	0.58	1.81
97	1.02	0.70	0.51	0.33	0.91	0.95	0.18	0.44	1.51
98	0.81	0.49	0.29	0.22	0.71	0.64	0.10	0.28	1.14
99	0.51	0.24	0.10	0.10	0.44	0.30	0.04	0.13	0.66

Expected time spent in each health state for hampering health (HH) condition for women									
I.State	None/Slight			Some			Severe		
E.State	N/S	Some	Severe	N/S	Some	Severe	N/S	Some	Severe
Age									
0	61.67	10.08	4.32	61.08	10.58	4.36	60.50	11.03	4.47
1	60.72	10.05	4.32	60.13	10.56	4.36	59.53	11.01	4.48
2	59.78	10.01	4.32	59.17	10.53	4.36	58.55	10.99	4.48
3	58.84	9.98	4.32	58.21	10.50	4.36	57.58	10.97	4.49
4	57.90	9.94	4.31	57.26	10.48	4.36	56.61	10.95	4.49
5	56.97	9.90	4.31	56.31	10.45	4.36	55.65	10.93	4.50
6	56.03	9.86	4.31	55.36	10.42	4.36	54.68	10.90	4.51
7	55.10	9.82	4.31	54.41	10.39	4.36	53.71	10.88	4.51
8	54.17	9.78	4.31	53.47	10.36	4.36	52.75	10.85	4.52
9	53.24	9.73	4.30	52.52	10.33	4.36	51.79	10.82	4.53
10	52.32	9.69	4.30	51.58	10.29	4.36	50.83	10.79	4.53
11	51.40	9.64	4.30	50.64	10.26	4.36	49.87	10.76	4.54
12	50.48	9.59	4.30	49.70	10.22	4.36	48.91	10.73	4.55
13	49.56	9.54	4.29	48.76	10.18	4.36	47.95	10.70	4.56
14	48.64	9.49	4.29	47.83	10.14	4.36	47.00	10.66	4.56
15	47.73	9.44	4.29	46.90	10.10	4.35	46.04	10.62	4.57
16	46.82	9.39	4.28	45.97	10.06	4.35	45.09	10.58	4.58
17	45.92	9.33	4.28	45.04	10.02	4.35	44.14	10.54	4.59
18	45.01	9.27	4.27	44.12	9.97	4.35	43.20	10.49	4.60
19	44.11	9.21	4.27	43.20	9.92	4.35	42.25	10.45	4.61
20	43.22	9.15	4.27	42.28	9.87	4.35	41.31	10.40	4.62
21	42.32	9.09	4.26	41.36	9.82	4.35	40.37	10.35	4.63
22	41.43	9.02	4.26	40.45	9.77	4.35	39.43	10.30	4.64
23	40.55	8.95	4.25	39.54	9.71	4.35	38.49	10.24	4.65
24	39.66	8.88	4.24	38.63	9.66	4.35	37.56	10.18	4.66
25	38.78	8.81	4.24	37.73	9.60	4.34	36.62	10.12	4.67
26	37.91	8.74	4.23	36.83	9.54	4.34	35.69	10.06	4.68
27	37.04	8.66	4.22	35.93	9.47	4.34	34.77	9.99	4.69
28	36.17	8.58	4.22	35.04	9.41	4.34	33.84	9.92	4.70
29	35.31	8.50	4.21	34.15	9.34	4.34	32.92	9.85	4.71
30	34.45	8.42	4.20	33.26	9.27	4.33	32.01	9.77	4.72
31	33.60	8.34	4.19	32.38	9.19	4.33	31.09	9.69	4.73
32	32.75	8.25	4.18	31.50	9.12	4.33	30.18	9.61	4.74
33	31.90	8.16	4.17	30.62	9.04	4.32	29.27	9.52	4.75
34	31.07	8.07	4.16	29.76	8.96	4.32	28.37	9.43	4.76
35	30.23	7.97	4.15	28.89	8.87	4.31	27.47	9.34	4.77
36	29.40	7.87	4.13	28.03	8.79	4.31	26.58	9.24	4.77
37	28.58	7.77	4.12	27.17	8.70	4.30	25.68	9.14	4.78
38	27.76	7.67	4.11	26.32	8.61	4.30	24.80	9.04	4.79
39	26.95	7.56	4.09	25.48	8.51	4.29	23.92	8.93	4.80
40	26.15	7.45	4.07	24.64	8.41	4.28	23.04	8.81	4.81
41	25.35	7.34	4.06	23.80	8.31	4.27	22.17	8.69	4.82
42	24.55	7.22	4.04	22.98	8.20	4.27	21.31	8.57	4.82
43	23.77	7.11	4.02	22.15	8.09	4.26	20.45	8.45	4.83
44	22.99	6.99	4.00	21.34	7.98	4.25	19.60	8.31	4.83
45	22.21	6.86	3.98	20.53	7.87	4.23	18.75	8.18	4.84
46	21.45	6.74	3.95	19.73	7.75	4.22	17.91	8.04	4.84
47	20.69	6.61	3.93	18.93	7.62	4.21	17.09	7.89	4.84
48	19.94	6.47	3.90	18.14	7.50	4.19	16.27	7.74	4.84
49	19.20	6.34	3.88	17.36	7.37	4.18	15.46	7.58	4.84
50	18.46	6.20	3.85	16.59	7.23	4.16	14.65	7.42	4.84
51	17.73	6.06	3.82	15.83	7.09	4.14	13.86	7.26	4.83
52	17.01	5.91	3.78	15.07	6.95	4.12	13.09	7.08	4.83
53	16.30	5.77	3.75	14.33	6.81	4.10	12.32	6.91	4.82
54	15.59	5.62	3.71	13.59	6.66	4.08	11.57	6.72	4.80
55	14.89	5.46	3.67	12.87	6.50	4.05	10.84	6.53	4.79
56	14.20	5.31	3.63	12.15	6.34	4.02	10.12	6.34	4.77
57	13.52	5.15	3.59	11.45	6.18	3.99	9.43	6.14	4.75
58	12.84	4.99	3.55	10.77	6.01	3.96	8.76	5.92	4.72
59	12.17	4.83	3.50	10.10	5.83	3.92	8.12	5.70	4.69
60	11.50	4.67	3.45	9.45	5.65	3.88	7.52	5.47	4.65
61	10.83	4.51	3.41	8.82	5.46	3.83	6.96	5.22	4.60
62	10.15	4.35	3.36	8.21	5.26	3.78	6.47	4.96	4.54
63	9.48	4.19	3.31	7.63	5.03	3.72	6.07	4.67	4.47
64	8.79	4.05	3.26	7.05	4.78	3.65	5.81	4.38	4.37
65	8.09	3.91	3.21	6.41	4.46	3.58	5.82	4.12	4.25
66	7.69	3.82	3.18	6.03	4.35	3.56	5.44	4.00	4.24
67	7.31	3.73	3.15	5.66	4.25	3.54	5.09	3.88	4.22
68	6.94	3.63	3.12	5.31	4.14	3.51	4.75	3.76	4.20
69	6.58	3.54	3.08	4.98	4.03	3.49	4.43	3.64	4.18
70	6.24	3.44	3.05	4.66	3.92	3.46	4.13	3.52	4.15
71	5.92	3.35	3.01	4.36	3.82	3.43	3.84	3.40	4.12
72	5.61	3.25	2.97	4.08	3.71	3.40	3.57	3.28	4.09
73	5.31	3.16	2.93	3.81	3.60	3.36	3.32	3.16	4.06
74	5.03	3.06	2.89	3.56	3.49	3.33	3.08	3.05	4.02
75	4.76	2.97	2.84	3.32	3.38	3.29	2.86	2.93	3.98
76	4.51	2.87	2.79	3.10	3.28	3.24	2.64	2.81	3.94
77	4.27	2.78	2.74	2.88	3.17	3.20	2.45	2.70	3.89
78	4.03	2.69	2.69	2.68	3.06	3.15	2.26	2.58	3.84
79	3.81	2.60	2.63	2.50	2.96	3.10	2.09	2.47	3.79
80	3.60	2.50	2.57	2.32	2.85	3.05	1.92	2.36	3.73
81	3.41	2.41	2.51	2.15	2.75	2.99	1.77	2.25	3.67
82	3.22	2.32	2.45	1.99	2.65	2.93	1.63	2.14	3.61
83	3.04	2.23	2.38	1.85	2.55	2.87	1.49	2.04	3.54
84	2.86	2.14	2.30	1.71	2.44	2.80	1.37	1.93	3.47
85	2.70	2.05	2.23	1.58	2.34	2.73	1.25	1.83	3.39
86	2.54	1.96	2.14	1.45	2.24	2.65	1.14	1.72	3.31
87	2.39	1.87	2.05	1.33	2.14	2.56	1.03	1.62	3.22
88	2.25	1.78	1.96	1.22	2.04	2.47	0.93	1.51	3.12
89	2.11	1.68	1.85	1.12	1.93	2.37	0.84	1.41	3.01
90	1.98	1.59	1.74	1.01	1.83	2.26	0.75	1.30	2.90
91	1.85	1.49	1.61	0.91	1.72	2.13	0.66	1.19	2.77
92	1.72	1.38	1.47	0.82	1.60	2.00	0.58	1.08	2.62
93	1.59	1.27	1.31	0.72	1.49	1.84	0.50	0.97	2.46
94	1.47	1.15	1.14	0.63	1.36	1.66	0.42	0.85	2.28
95	1.33	1.02	0.95	0.53	1.23	1.46	0.34	0.72	2.06
96	1.19	0.87	0.73	0.43	1.08	1.22	0.26	0.58	1.81
97	1.02	0.70	0.51	0.33	0.91	0.95	0.18	0.44	1.51
98	0.81	0.49	0.29	0.22	0.71	0.64	0.10	0.28	1.14
99	0.51	0.24	0.10	0.10	0.44	0.30	0.04	0.13	0.66

Transition matrices giving estimates of healthy life expectancy for self-reported health (SAH) for men																
I.State E.State	Very Good				Good				Fair				Bad/Very Bad			
	VG	G	F	B/VB	VG	G	F	B/VB	VG	G	F	B/VB	VG	G	F	B/VB
Age																
0	0.851	0.137	0.011	0.001	0.594	0.362	0.042	0.002	0.309	0.382	0.294	0.015	0.113	0.163	0.463	0.256
1	0.842	0.146	0.012	0.001	0.553	0.392	0.051	0.003	0.286	0.381	0.315	0.018	0.096	0.149	0.462	0.287
2	0.839	0.148	0.012	0.001	0.549	0.396	0.052	0.003	0.280	0.380	0.320	0.019	0.094	0.147	0.461	0.290
3	0.836	0.151	0.013	0.001	0.544	0.399	0.054	0.003	0.275	0.380	0.326	0.019	0.092	0.145	0.461	0.294
4	0.833	0.153	0.013	0.001	0.539	0.402	0.055	0.003	0.269	0.379	0.331	0.020	0.090	0.144	0.460	0.298
5	0.830	0.156	0.013	0.001	0.534	0.406	0.056	0.003	0.263	0.378	0.336	0.021	0.088	0.142	0.460	0.302
6	0.827	0.158	0.014	0.001	0.529	0.409	0.058	0.004	0.258	0.377	0.342	0.022	0.086	0.140	0.459	0.306
7	0.824	0.161	0.014	0.001	0.525	0.412	0.059	0.004	0.252	0.377	0.347	0.023	0.084	0.138	0.458	0.310
8	0.820	0.164	0.014	0.001	0.520	0.416	0.060	0.004	0.247	0.375	0.353	0.024	0.082	0.137	0.458	0.314
9	0.817	0.166	0.015	0.001	0.515	0.419	0.062	0.004	0.242	0.374	0.358	0.025	0.081	0.135	0.457	0.318
10	0.814	0.169	0.015	0.001	0.510	0.422	0.063	0.004	0.236	0.373	0.364	0.026	0.079	0.133	0.456	0.322
11	0.811	0.172	0.016	0.001	0.506	0.425	0.064	0.004	0.231	0.372	0.369	0.027	0.077	0.132	0.455	0.326
12	0.808	0.174	0.016	0.001	0.501	0.428	0.066	0.004	0.226	0.370	0.375	0.028	0.075	0.130	0.454	0.331
13	0.804	0.177	0.017	0.002	0.496	0.432	0.067	0.005	0.221	0.369	0.380	0.029	0.074	0.128	0.453	0.335
14	0.801	0.180	0.017	0.002	0.491	0.435	0.069	0.005	0.216	0.367	0.386	0.030	0.072	0.126	0.452	0.339
15	0.798	0.183	0.018	0.002	0.486	0.438	0.070	0.005	0.211	0.366	0.391	0.031	0.070	0.125	0.451	0.343
16	0.794	0.186	0.018	0.002	0.482	0.441	0.072	0.005	0.206	0.364	0.397	0.032	0.069	0.123	0.450	0.347
17	0.791	0.188	0.019	0.002	0.477	0.444	0.073	0.005	0.201	0.362	0.402	0.033	0.067	0.121	0.449	0.351
18	0.787	0.191	0.019	0.002	0.472	0.447	0.075	0.005	0.197	0.360	0.407	0.035	0.066	0.120	0.447	0.355
19	0.784	0.194	0.020	0.002	0.467	0.450	0.077	0.006	0.192	0.358	0.413	0.036	0.064	0.118	0.446	0.359
20	0.780	0.197	0.020	0.002	0.463	0.453	0.078	0.006	0.187	0.356	0.418	0.037	0.063	0.116	0.445	0.363
21	0.777	0.200	0.021	0.002	0.458	0.456	0.080	0.006	0.183	0.354	0.423	0.039	0.061	0.115	0.443	0.368
22	0.773	0.203	0.021	0.002	0.453	0.458	0.082	0.006	0.178	0.351	0.429	0.040	0.060	0.113	0.442	0.372
23	0.769	0.206	0.022	0.002	0.448	0.461	0.083	0.006	0.174	0.349	0.434	0.042	0.058	0.111	0.440	0.376
24	0.766	0.209	0.023	0.002	0.444	0.464	0.085	0.007	0.170	0.346	0.439	0.043	0.057	0.110	0.438	0.380
25	0.762	0.212	0.023	0.002	0.439	0.467	0.087	0.007	0.165	0.344	0.444	0.045	0.056	0.108	0.437	0.384
26	0.758	0.215	0.024	0.002	0.434	0.469	0.089	0.007	0.161	0.341	0.449	0.046	0.054	0.107	0.435	0.388
27	0.755	0.218	0.025	0.003	0.429	0.472	0.090	0.007	0.157	0.339	0.454	0.048	0.053	0.105	0.433	0.393
28	0.751	0.221	0.025	0.003	0.425	0.475	0.092	0.007	0.153	0.336	0.459	0.049	0.052	0.103	0.432	0.397
29	0.747	0.224	0.026	0.003	0.420	0.477	0.094	0.008	0.149	0.333	0.464	0.051	0.050	0.102	0.430	0.401
30	0.743	0.227	0.027	0.003	0.415	0.480	0.096	0.008	0.145	0.330	0.469	0.053	0.049	0.100	0.428	0.405
31	0.739	0.230	0.027	0.003	0.411	0.482	0.098	0.008	0.141	0.327	0.474	0.055	0.048	0.099	0.426	0.409
32	0.735	0.233	0.028	0.003	0.406	0.485	0.100	0.008	0.137	0.324	0.479	0.056	0.047	0.097	0.424	0.414
33	0.731	0.236	0.029	0.003	0.401	0.487	0.102	0.009	0.134	0.321	0.483	0.058	0.046	0.096	0.422	0.418
34	0.727	0.239	0.029	0.003	0.397	0.489	0.104	0.009	0.130	0.318	0.488	0.060	0.044	0.094	0.420	0.422
35	0.723	0.242	0.030	0.003	0.392	0.492	0.106	0.009	0.127	0.315	0.493	0.062	0.043	0.093	0.418	0.426
36	0.719	0.245	0.031	0.004	0.387	0.494	0.108	0.010	0.123	0.312	0.497	0.064	0.042	0.091	0.416	0.430
37	0.715	0.249	0.032	0.004	0.383	0.496	0.110	0.010	0.120	0.309	0.501	0.066	0.041	0.090	0.413	0.434
38	0.711	0.252	0.033	0.004	0.378	0.498	0.112	0.010	0.116	0.305	0.506	0.068	0.040	0.088	0.411	0.439
39	0.707	0.255	0.033	0.004	0.374	0.500	0.114	0.010	0.113	0.302	0.510	0.071	0.039	0.087	0.409	0.443
40	0.703	0.258	0.034	0.004	0.369	0.502	0.116	0.011	0.110	0.299	0.514	0.073	0.038	0.085	0.407	0.447
41	0.699	0.261	0.035	0.004	0.365	0.504	0.118	0.011	0.107	0.295	0.518	0.075	0.037	0.084	0.404	0.451
42	0.695	0.264	0.036	0.004	0.360	0.506	0.120	0.011	0.103	0.292	0.522	0.077	0.036	0.082	0.402	0.455
43	0.690	0.267	0.037	0.004	0.356	0.508	0.123	0.012	0.100	0.288	0.526	0.080	0.035	0.081	0.400	0.459
44	0.686	0.270	0.038	0.005	0.351	0.510	0.125	0.012	0.097	0.285	0.530	0.082	0.034	0.079	0.397	0.463
45	0.682	0.274	0.039	0.005	0.347	0.512	0.127	0.013	0.095	0.281	0.534	0.085	0.033	0.078	0.395	0.467
46	0.678	0.277	0.040	0.005	0.342	0.514	0.129	0.013	0.092	0.277	0.537	0.087	0.033	0.077	0.392	0.471
47	0.673	0.280	0.041	0.005	0.338	0.515	0.132	0.013	0.089	0.274	0.541	0.090	0.032	0.075	0.389	0.475
48	0.669	0.283	0.042	0.005	0.334	0.517	0.134	0.014	0.086	0.270	0.544	0.092	0.031	0.074	0.387	0.479
49	0.665	0.286	0.043	0.005	0.329	0.518	0.136	0.014	0.084	0.266	0.548	0.095	0.030	0.073	0.384	0.483
50	0.660	0.289	0.044	0.006	0.325	0.520	0.139	0.014	0.081	0.263	0.551	0.098	0.029	0.071	0.382	0.487
51	0.656	0.293	0.045	0.006	0.321	0.521	0.141	0.015	0.079	0.259	0.554	0.100	0.028	0.070	0.379	0.491
52	0.651	0.296	0.046	0.006	0.316	0.523	0.143	0.015	0.076	0.255	0.557	0.103	0.028	0.069	0.376	0.495
53	0.647	0.299	0.047	0.006	0.312	0.524	0.146	0.016	0.074	0.252	0.560	0.106	0.027	0.067	0.373	0.499
54	0.642	0.302	0.048	0.006	0.308	0.525	0.148	0.016	0.071	0.248	0.563	0.109	0.026	0.066	0.371	0.503
55	0.638	0.305	0.049	0.007	0.304	0.526	0.151	0.017	0.069	0.244	0.565	0.112	0.025	0.065	0.368	0.507
56	0.633	0.308	0.050	0.007	0.299	0.527	0.153	0.017	0.067	0.240	0.568	0.115	0.025	0.064	0.365	0.510
57	0.629	0.311	0.051	0.007	0.295	0.529	0.156	0.018	0.065	0.237	0.570	0.118	0.024	0.062	0.362	0.514
58	0.624	0.314	0.052	0.007	0.291	0.530	0.158	0.018	0.063	0.233	0.573	0.121	0.023	0.061	0.359	0.518
59	0.620	0.318	0.053	0.007	0.287	0.530	0.161	0.019	0.060	0.229	0.575	0.124	0.023	0.060	0.356	0.522
60	0.615	0.321	0.055	0.008	0.283	0.531	0.163	0.019	0.058	0.225	0.577	0.127	0.022	0.059	0.354	0.525
61	0.611	0.324	0.056	0.008	0.279	0.532	0.166	0.020	0.056	0.221	0.579	0.131	0.021	0.058	0.351	0.529
62	0.606	0.327	0.057	0.008	0.275	0.533	0.168	0.020	0.055	0.218	0.580	0.134	0.021	0.057	0.348	0.533
63	0.601	0.330	0.058	0.008	0.271	0.534	0.171	0.021	0.053	0.214	0.582	0.137	0.020	0.055	0.345	0.536
64	0.597	0.333	0.060	0.009	0.267	0.534	0.174	0.021	0.051	0.210	0.584	0.141	0.020	0.054	0.342	0.540
65	0.588	0.312	0.080	0.009	0.203	0.517	0.215	0.038	0.070	0.265	0.509	0.121	0.012	0.080	0.260	0.580
66	0.580	0.317	0.082	0.009	0.196	0.516	0.220	0.040	0.067	0.261	0.511	0.124	0.011	0.075	0.253	0.589
67	0.571	0.321	0.085	0.010	0.190	0.514	0.225	0.041	0.065	0.256	0.513	0.128	0.010	0.070	0.245	0.597
68	0.562	0.326	0.088	0.010	0.184	0.513	0.230	0.043	0.062	0.251	0.516	0.131	0.009	0.066	0.237	0.604
69	0.554	0.330	0.091	0.011	0.178	0.511	0.235	0.044	0.059	0.246	0.518	0.135	0.008	0.062	0.230	0.611
70	0.545															

Transition matrices giving estimates of healthy life expectancy for self-reported health (SAH) for women																
Very VG	Good				Fair				Bad/Very Bad				Very VG	G	F	B/V/B
	G	F	B/V/B	VG	G	F	B/V/B	VG	G	F	B/V/B	VG				
Age																
0	0.851	0.137	0.011	0.001	0.594	0.362	0.042	0.002	0.309	0.382	0.294	0.015	0.113	0.163	0.463	0.256
1	0.848	0.140	0.011	0.001	0.589	0.366	0.043	0.002	0.303	0.381	0.300	0.016	0.111	0.161	0.463	0.260
2	0.846	0.142	0.011	0.001	0.584	0.369	0.044	0.002	0.297	0.381	0.305	0.017	0.109	0.159	0.463	0.264
3	0.843	0.144	0.012	0.001	0.580	0.373	0.045	0.002	0.291	0.381	0.310	0.017	0.107	0.157	0.463	0.267
4	0.840	0.147	0.012	0.001	0.575	0.376	0.046	0.003	0.285	0.381	0.316	0.018	0.104	0.156	0.463	0.271
5	0.837	0.149	0.012	0.001	0.570	0.380	0.047	0.003	0.279	0.380	0.321	0.019	0.102	0.154	0.462	0.275
6	0.834	0.152	0.013	0.001	0.566	0.383	0.048	0.003	0.274	0.380	0.327	0.020	0.100	0.152	0.462	0.279
7	0.831	0.155	0.013	0.001	0.561	0.387	0.049	0.003	0.268	0.379	0.332	0.020	0.098	0.151	0.462	0.283
8	0.828	0.157	0.014	0.001	0.556	0.390	0.051	0.003	0.262	0.378	0.337	0.021	0.096	0.149	0.462	0.287
9	0.825	0.160	0.014	0.001	0.551	0.394	0.052	0.003	0.257	0.377	0.343	0.022	0.094	0.147	0.461	0.290
10	0.822	0.162	0.014	0.001	0.547	0.397	0.053	0.003	0.251	0.376	0.348	0.023	0.092	0.145	0.461	0.294
11	0.819	0.165	0.015	0.001	0.542	0.400	0.054	0.003	0.246	0.375	0.354	0.024	0.090	0.144	0.460	0.298
12	0.815	0.168	0.015	0.001	0.537	0.404	0.056	0.003	0.241	0.374	0.359	0.025	0.088	0.142	0.460	0.302
13	0.812	0.171	0.016	0.001	0.532	0.407	0.057	0.004	0.235	0.373	0.365	0.026	0.086	0.140	0.459	0.306
14	0.809	0.173	0.016	0.001	0.528	0.410	0.058	0.004	0.230	0.372	0.370	0.027	0.084	0.138	0.458	0.310
15	0.806	0.176	0.017	0.002	0.523	0.414	0.059	0.004	0.225	0.370	0.376	0.028	0.082	0.137	0.458	0.314
16	0.802	0.179	0.017	0.002	0.518	0.417	0.061	0.004	0.220	0.369	0.381	0.029	0.081	0.135	0.457	0.318
17	0.799	0.182	0.018	0.002	0.513	0.420	0.062	0.004	0.215	0.367	0.387	0.030	0.079	0.133	0.456	0.322
18	0.796	0.184	0.018	0.002	0.508	0.423	0.064	0.004	0.210	0.365	0.392	0.031	0.077	0.132	0.455	0.326
19	0.792	0.187	0.019	0.002	0.504	0.427	0.065	0.004	0.205	0.363	0.397	0.032	0.075	0.130	0.454	0.331
20	0.789	0.190	0.019	0.002	0.499	0.430	0.066	0.004	0.200	0.362	0.403	0.034	0.074	0.128	0.453	0.335
21	0.785	0.193	0.020	0.002	0.494	0.433	0.068	0.005	0.196	0.360	0.408	0.035	0.072	0.126	0.452	0.339
22	0.782	0.196	0.020	0.002	0.489	0.436	0.069	0.005	0.191	0.357	0.414	0.036	0.070	0.125	0.451	0.343
23	0.778	0.199	0.021	0.002	0.484	0.439	0.071	0.005	0.186	0.355	0.419	0.038	0.069	0.123	0.450	0.347
24	0.775	0.202	0.021	0.002	0.480	0.442	0.073	0.005	0.182	0.353	0.424	0.039	0.067	0.121	0.449	0.351
25	0.771	0.205	0.022	0.002	0.475	0.445	0.074	0.005	0.177	0.351	0.429	0.040	0.066	0.120	0.447	0.355
26	0.767	0.208	0.022	0.002	0.470	0.448	0.076	0.005	0.173	0.348	0.435	0.042	0.064	0.118	0.446	0.359
27	0.764	0.211	0.023	0.002	0.465	0.451	0.077	0.006	0.169	0.346	0.440	0.043	0.063	0.116	0.445	0.363
28	0.760	0.214	0.024	0.002	0.461	0.454	0.079	0.006	0.165	0.343	0.445	0.045	0.061	0.115	0.443	0.368
29	0.756	0.217	0.024	0.003	0.456	0.457	0.081	0.006	0.160	0.341	0.450	0.046	0.060	0.113	0.442	0.372
30	0.752	0.220	0.025	0.003	0.451	0.460	0.082	0.006	0.156	0.338	0.455	0.048	0.058	0.111	0.440	0.376
31	0.749	0.223	0.026	0.003	0.446	0.462	0.084	0.006	0.152	0.335	0.460	0.050	0.057	0.110	0.438	0.380
32	0.745	0.226	0.026	0.003	0.442	0.465	0.086	0.007	0.148	0.333	0.465	0.051	0.056	0.108	0.437	0.384
33	0.741	0.229	0.027	0.003	0.437	0.468	0.088	0.007	0.144	0.330	0.470	0.053	0.054	0.107	0.435	0.388
34	0.737	0.232	0.028	0.003	0.432	0.471	0.089	0.007	0.141	0.327	0.475	0.055	0.053	0.105	0.433	0.393
35	0.733	0.235	0.028	0.003	0.427	0.473	0.091	0.007	0.137	0.324	0.479	0.057	0.052	0.103	0.432	0.397
36	0.729	0.238	0.029	0.003	0.423	0.476	0.093	0.008	0.133	0.321	0.484	0.059	0.050	0.102	0.430	0.401
37	0.725	0.241	0.030	0.003	0.418	0.478	0.095	0.008	0.129	0.318	0.489	0.061	0.049	0.100	0.428	0.405
38	0.721	0.244	0.031	0.003	0.413	0.481	0.097	0.008	0.126	0.314	0.493	0.063	0.048	0.099	0.426	0.409
39	0.717	0.247	0.031	0.004	0.409	0.483	0.099	0.008	0.122	0.311	0.498	0.065	0.047	0.097	0.424	0.414
40	0.713	0.250	0.032	0.004	0.404	0.486	0.101	0.009	0.119	0.308	0.502	0.067	0.046	0.096	0.422	0.418
41	0.709	0.253	0.033	0.004	0.399	0.488	0.103	0.009	0.116	0.305	0.507	0.069	0.044	0.094	0.420	0.422
42	0.705	0.257	0.034	0.004	0.395	0.490	0.105	0.009	0.112	0.301	0.511	0.071	0.043	0.093	0.418	0.426
43	0.701	0.260	0.035	0.004	0.390	0.493	0.107	0.009	0.109	0.298	0.515	0.073	0.042	0.091	0.416	0.430
44	0.696	0.263	0.036	0.004	0.386	0.495	0.109	0.010	0.106	0.295	0.519	0.075	0.041	0.090	0.413	0.434
45	0.692	0.266	0.037	0.004	0.381	0.497	0.111	0.010	0.103	0.291	0.523	0.078	0.040	0.088	0.411	0.439
46	0.688	0.269	0.037	0.005	0.376	0.499	0.113	0.010	0.100	0.288	0.527	0.080	0.039	0.087	0.409	0.443
47	0.684	0.272	0.038	0.005	0.372	0.501	0.115	0.011	0.097	0.284	0.531	0.082	0.038	0.085	0.407	0.447
48	0.679	0.275	0.039	0.005	0.367	0.503	0.117	0.011	0.094	0.280	0.534	0.085	0.037	0.084	0.404	0.451
49	0.675	0.279	0.040	0.005	0.363	0.505	0.119	0.011	0.091	0.277	0.538	0.087	0.036	0.082	0.402	0.455
50	0.671	0.282	0.041	0.005	0.358	0.507	0.121	0.012	0.089	0.273	0.542	0.090	0.035	0.081	0.400	0.459
51	0.666	0.285	0.042	0.005	0.354	0.509	0.124	0.012	0.086	0.270	0.545	0.093	0.034	0.079	0.397	0.463
52	0.662	0.288	0.043	0.006	0.349	0.511	0.126	0.012	0.083	0.266	0.548	0.095	0.033	0.078	0.395	0.467
53	0.658	0.291	0.044	0.006	0.345	0.513	0.128	0.013	0.081	0.262	0.551	0.098	0.033	0.077	0.392	0.471
54	0.653	0.294	0.045	0.006	0.341	0.514	0.130	0.013	0.078	0.258	0.555	0.101	0.032	0.075	0.389	0.475
55	0.649	0.298	0.046	0.006	0.336	0.516	0.133	0.013	0.076	0.255	0.557	0.104	0.031	0.074	0.387	0.479
56	0.644	0.301	0.047	0.006	0.332	0.517	0.135	0.014	0.073	0.251	0.560	0.107	0.030	0.073	0.384	0.483
57	0.640	0.304	0.048	0.006	0.327	0.519	0.137	0.014	0.071	0.247	0.563	0.109	0.029	0.071	0.382	0.487
58	0.635	0.307	0.050	0.007	0.323	0.520	0.140	0.015	0.069	0.243	0.566	0.112	0.028	0.070	0.379	0.491
59	0.631	0.310	0.051	0.007	0.319	0.522	0.142	0.015	0.066	0.240	0.568	0.115	0.028	0.069	0.376	0.495
60	0.626	0.313	0.052	0.007	0.315	0.523	0.144	0.015	0.064	0.236	0.571	0.119	0.027	0.067	0.373	0.499
61	0.622	0.316	0.053	0.007	0.310	0.524	0.147	0.016	0.062	0.232	0.573	0.122	0.026	0.066	0.371	0.503
62	0.617	0.319	0.054	0.008	0.306	0.526	0.149	0.016	0.060	0.228	0.575	0.125	0.025	0.065	0.368	0.507
63	0.613	0.322	0.055	0.008	0.302	0.527	0.152	0.017	0.058	0.225	0.577	0.128	0.025	0.064	0.365	0.510
64	0.608	0.325	0.057	0.008	0.298	0.528	0.154	0.017	0.056	0.221	0.579	0.131	0.024	0.062	0.362	0.514
65	0.588	0.312	0.080	0.009	0.293	0.517	0.151	0.017	0.053	0.217	0.572	0.134	0.023	0.060	0.359	0.518
66	0.580	0.317	0.082	0.009	0.196	0.516	0.220	0.040	0.067	0.261	0.511	0.124	0.011	0.075	0.253	0.589
67	0.571	0.321	0.085	0.010	0.190	0.514	0.225	0.041	0.065	0.256	0.513	0.128	0.010	0.070	0.245	0.597
68	0.562	0.326	0.088	0.010	0.184	0.513	0.230	0.043	0.062	0.251	0.516	0.131	0.009	0.066	0.237	0.604
69	0.554	0.330	0.091	0.011	0.178	0.511	0.235	0.044	0.059	0.246	0.518	0.135	0.008	0.062	0.230	0.611
70	0.545	0.335	0.094	0.011</												

Transition matrices giving estimates of healthy life expectancy for hampering health (HH) condition for men									
I.State	None/Slight			Some			Severe		
E.State	N/S	Some	Severe	N/S	Some	Severe	N/S	Some	Severe
Age									
0	0.982	0.017	0.001	0.653	0.326	0.021	0.379	0.542	0.079
1	0.974	0.024	0.002	0.629	0.346	0.024	0.294	0.587	0.118
2	0.974	0.024	0.002	0.623	0.351	0.025	0.286	0.590	0.123
3	0.973	0.025	0.002	0.618	0.355	0.026	0.278	0.593	0.128
4	0.972	0.026	0.002	0.613	0.360	0.027	0.270	0.596	0.133
5	0.972	0.026	0.002	0.607	0.364	0.028	0.262	0.599	0.138
6	0.971	0.027	0.002	0.602	0.369	0.028	0.254	0.601	0.144
7	0.970	0.028	0.002	0.596	0.373	0.029	0.247	0.603	0.149
8	0.969	0.028	0.002	0.591	0.378	0.030	0.239	0.605	0.155
9	0.969	0.029	0.002	0.586	0.382	0.031	0.232	0.606	0.160
10	0.968	0.030	0.002	0.580	0.387	0.032	0.225	0.608	0.166
11	0.967	0.030	0.002	0.575	0.391	0.033	0.217	0.609	0.172
12	0.966	0.031	0.002	0.569	0.395	0.034	0.210	0.609	0.178
13	0.965	0.032	0.002	0.564	0.400	0.035	0.204	0.610	0.185
14	0.965	0.033	0.002	0.558	0.404	0.036	0.197	0.610	0.191
15	0.964	0.033	0.002	0.553	0.409	0.038	0.190	0.610	0.197
16	0.963	0.034	0.003	0.547	0.413	0.039	0.184	0.610	0.204
17	0.962	0.035	0.003	0.541	0.417	0.040	0.177	0.609	0.211
18	0.961	0.036	0.003	0.536	0.422	0.041	0.171	0.608	0.217
19	0.960	0.037	0.003	0.530	0.426	0.042	0.165	0.607	0.224
20	0.959	0.037	0.003	0.525	0.430	0.043	0.159	0.606	0.232
21	0.958	0.038	0.003	0.519	0.434	0.045	0.154	0.604	0.239
22	0.957	0.039	0.003	0.514	0.439	0.046	0.148	0.602	0.246
23	0.956	0.040	0.003	0.508	0.443	0.047	0.143	0.600	0.253
24	0.955	0.041	0.003	0.502	0.447	0.049	0.137	0.597	0.261
25	0.954	0.042	0.003	0.497	0.451	0.050	0.132	0.595	0.269
26	0.953	0.043	0.004	0.491	0.455	0.051	0.127	0.592	0.276
27	0.952	0.044	0.004	0.486	0.459	0.053	0.122	0.589	0.284
28	0.951	0.045	0.004	0.480	0.463	0.054	0.117	0.585	0.292
29	0.950	0.046	0.004	0.474	0.467	0.056	0.113	0.581	0.300
30	0.948	0.047	0.004	0.469	0.471	0.057	0.108	0.577	0.308
31	0.947	0.048	0.004	0.463	0.475	0.059	0.104	0.573	0.316
32	0.946	0.049	0.004	0.458	0.479	0.061	0.099	0.569	0.324
33	0.945	0.050	0.004	0.452	0.482	0.062	0.095	0.564	0.332
34	0.944	0.051	0.005	0.447	0.486	0.064	0.091	0.559	0.341
35	0.942	0.052	0.005	0.441	0.490	0.066	0.087	0.554	0.349
36	0.941	0.053	0.005	0.436	0.494	0.067	0.084	0.549	0.357
37	0.940	0.054	0.005	0.430	0.497	0.069	0.080	0.544	0.366
38	0.938	0.055	0.005	0.425	0.501	0.071	0.077	0.538	0.374
39	0.937	0.056	0.005	0.419	0.504	0.073	0.073	0.532	0.383
40	0.936	0.058	0.005	0.414	0.508	0.075	0.070	0.526	0.391
41	0.934	0.059	0.006	0.408	0.511	0.077	0.067	0.520	0.400
42	0.933	0.060	0.006	0.403	0.514	0.079	0.064	0.514	0.408
43	0.931	0.061	0.006	0.397	0.518	0.080	0.061	0.507	0.417
44	0.930	0.063	0.006	0.392	0.521	0.083	0.058	0.501	0.425
45	0.929	0.064	0.006	0.387	0.524	0.085	0.055	0.494	0.434
46	0.927	0.065	0.006	0.381	0.527	0.087	0.053	0.487	0.442
47	0.925	0.066	0.007	0.376	0.530	0.089	0.050	0.480	0.451
48	0.924	0.068	0.007	0.371	0.533	0.091	0.048	0.473	0.459
49	0.922	0.069	0.007	0.365	0.536	0.093	0.046	0.466	0.468
50	0.921	0.070	0.007	0.360	0.538	0.095	0.043	0.458	0.476
51	0.919	0.072	0.007	0.355	0.541	0.098	0.041	0.451	0.484
52	0.917	0.073	0.008	0.350	0.544	0.100	0.039	0.443	0.492
53	0.916	0.074	0.008	0.345	0.546	0.102	0.037	0.436	0.500
54	0.914	0.076	0.008	0.339	0.549	0.105	0.035	0.428	0.508
55	0.912	0.077	0.008	0.334	0.551	0.107	0.033	0.420	0.516
56	0.911	0.079	0.009	0.329	0.554	0.109	0.031	0.413	0.524
57	0.909	0.080	0.009	0.324	0.556	0.112	0.030	0.405	0.532
58	0.907	0.082	0.009	0.319	0.558	0.114	0.028	0.397	0.539
59	0.905	0.083	0.009	0.314	0.560	0.117	0.027	0.389	0.547
60	0.903	0.085	0.010	0.309	0.562	0.120	0.025	0.381	0.554
61	0.901	0.086	0.010	0.304	0.564	0.122	0.024	0.373	0.561
62	0.899	0.088	0.010	0.299	0.566	0.125	0.022	0.365	0.568
63	0.897	0.090	0.010	0.295	0.568	0.127	0.021	0.357	0.575
64	0.895	0.091	0.011	0.290	0.570	0.130	0.020	0.350	0.582
65	0.834	0.115	0.028	0.281	0.507	0.169	0.151	0.250	0.550
66	0.827	0.119	0.030	0.274	0.508	0.173	0.146	0.247	0.556
67	0.820	0.123	0.031	0.267	0.508	0.177	0.142	0.244	0.562
68	0.812	0.127	0.033	0.261	0.509	0.181	0.137	0.241	0.568
69	0.805	0.131	0.035	0.254	0.509	0.185	0.132	0.237	0.573
70	0.797	0.135	0.036	0.248	0.509	0.189	0.128	0.234	0.579
71	0.789	0.140	0.038	0.242	0.509	0.193	0.124	0.230	0.584
72	0.781	0.144	0.040	0.235	0.509	0.197	0.119	0.227	0.589
73	0.772	0.148	0.041	0.229	0.509	0.201	0.115	0.223	0.594
74	0.764	0.153	0.043	0.223	0.508	0.205	0.111	0.219	0.599
75	0.755	0.157	0.045	0.217	0.507	0.209	0.107	0.216	0.604
76	0.746	0.161	0.047	0.212	0.506	0.213	0.103	0.212	0.608
77	0.737	0.166	0.049	0.206	0.505	0.218	0.100	0.208	0.613
78	0.728	0.170	0.051	0.200	0.504	0.222	0.096	0.205	0.617
79	0.718	0.174	0.053	0.195	0.503	0.226	0.093	0.201	0.621
80	0.709	0.178	0.055	0.189	0.501	0.230	0.089	0.197	0.625
81	0.699	0.183	0.058	0.184	0.500	0.234	0.086	0.193	0.628
82	0.689	0.187	0.060	0.179	0.498	0.238	0.083	0.190	0.632
83	0.679	0.191	0.062	0.173	0.496	0.242	0.079	0.186	0.635
84	0.669	0.195	0.064	0.168	0.493	0.246	0.076	0.182	0.638
85	0.659	0.199	0.067	0.163	0.491	0.250	0.073	0.178	0.641
86	0.649	0.203	0.069	0.158	0.488	0.254	0.071	0.175	0.644
87	0.638	0.207	0.071	0.154	0.486	0.258	0.068	0.171	0.646
88	0.628	0.211	0.074	0.149	0.483	0.262	0.065	0.167	0.649
89	0.617	0.214	0.076	0.144	0.480	0.266	0.062	0.163	0.651
90	0.606	0.218	0.078	0.140	0.477	0.270	0.060	0.160	0.653
91	0.596	0.221	0.081	0.135	0.474	0.273	0.057	0.156	0.654
92	0.585	0.225	0.083	0.131	0.470	0.277	0.055	0.152	0.656
93	0.574	0.228	0.086	0.127	0.467	0.281	0.053	0.149	0.657
94	0.563	0.231	0.088	0.123	0.463	0.284	0.051	0.145	0.658
95	0.552	0.234	0.091	0.119	0.459	0.288	0.048	0.141	0.659
96	0.541	0.237	0.093	0.115	0.455	0.291	0.046	0.138	0.660
97	0.529	0.240	0.095	0.111	0.451	0.295	0.044	0.134	0.660
98	0.518	0.242	0.098	0.107	0.447	0.298	0.042	0.131	0.661
99	0.507	0.245	0.100	0.104	0.443	0.301	0.040	0.127	0.661

Transition matrices giving estimates of healthy life expectancy for hampering health (HH) condition for women									
I.State	None/Slight			Some			Severe		
E.State	N/S	Some	Severe	N/S	Some	Severe	N/S	Some	Severe
Age									
0	0.975	0.023	0.002	0.634	0.342	0.024	0.303	0.583	0.114
1	0.974	0.024	0.002	0.629	0.346	0.024	0.294	0.587	0.118
2	0.974	0.024	0.002	0.623	0.351	0.025	0.286	0.590	0.123
3	0.973	0.025	0.002	0.618	0.355	0.026	0.278	0.593	0.128
4	0.972	0.026	0.002	0.613	0.360	0.027	0.270	0.596	0.133
5	0.972	0.026	0.002	0.607	0.364	0.028	0.262	0.599	0.138
6	0.971	0.027	0.002	0.602	0.369	0.028	0.254	0.601	0.144
7	0.970	0.028	0.002	0.596	0.373	0.029	0.247	0.603	0.149
8	0.969	0.028	0.002	0.591	0.378	0.030	0.239	0.605	0.155
9	0.969	0.029	0.002	0.586	0.382	0.031	0.232	0.606	0.160
10	0.968	0.030	0.002	0.580	0.387	0.032	0.225	0.608	0.166
11	0.967	0.030	0.002	0.575	0.391	0.033	0.217	0.609	0.172
12	0.966	0.031	0.002	0.569	0.395	0.034	0.210	0.609	0.178
13	0.965	0.032	0.002	0.564	0.400	0.035	0.204	0.610	0.185
14	0.965	0.033	0.002	0.558	0.404	0.036	0.197	0.610	0.191
15	0.964	0.033	0.002	0.553	0.409	0.038	0.190	0.610	0.197
16	0.963	0.034	0.003	0.547	0.413	0.039	0.184	0.610	0.204
17	0.962	0.035	0.003	0.541	0.417	0.040	0.177	0.609	0.211
18	0.961	0.036	0.003	0.536	0.422	0.041	0.171	0.608	0.217
19	0.960	0.037	0.003	0.530	0.426	0.042	0.165	0.607	0.224
20	0.959	0.037	0.003	0.525	0.430	0.043	0.159	0.606	0.232
21	0.958	0.038	0.003	0.519	0.434	0.045	0.154	0.604	0.239
22	0.957	0.039	0.003	0.514	0.439	0.046	0.148	0.602	0.246
23	0.956	0.040	0.003	0.508	0.443	0.047	0.143	0.600	0.253
24	0.955	0.041	0.003	0.502	0.447	0.049	0.137	0.597	0.261
25	0.954	0.042	0.003	0.497	0.451	0.050	0.132	0.595	0.269
26	0.953	0.043	0.004	0.491	0.455	0.051	0.127	0.592	0.276
27	0.952	0.044	0.004	0.486	0.459	0.053	0.122	0.589	0.284
28	0.951	0.045	0.004	0.480	0.463	0.054	0.117	0.585	0.292
29	0.950	0.046	0.004	0.474	0.467	0.056	0.113	0.581	0.300
30	0.948	0.047	0.004	0.469	0.471	0.057	0.108	0.577	0.308
31	0.947	0.048	0.004	0.463	0.475	0.059	0.104	0.573	0.316
32	0.946	0.049	0.004	0.458	0.479	0.061	0.099	0.569	0.324
33	0.945	0.050	0.004	0.452	0.482	0.062	0.095	0.564	0.332
34	0.944	0.051	0.005	0.447	0.486	0.064	0.091	0.559	0.341
35	0.942	0.052	0.005	0.441	0.490	0.066	0.087	0.554	0.349
36	0.941	0.053	0.005	0.436	0.494	0.067	0.084	0.549	0.357
37	0.940	0.054	0.005	0.430	0.497	0.069	0.080	0.544	0.366
38	0.938	0.055	0.005	0.425	0.501	0.071	0.077	0.538	0.374
39	0.937	0.056	0.005	0.419	0.504	0.073	0.073	0.532	0.383
40	0.936	0.058	0.005	0.414	0.508	0.075	0.070	0.526	0.391
41	0.934	0.059	0.006	0.408	0.511	0.077	0.067	0.520	0.400
42	0.933	0.060	0.006	0.403	0.514	0.079	0.064	0.514	0.408
43	0.931	0.061	0.006	0.397	0.518	0.080	0.061	0.507	0.417
44	0.930	0.063	0.006	0.392	0.521	0.083	0.058	0.501	0.425
45	0.929	0.064	0.006	0.387	0.524	0.085	0.055	0.494	0.434
46	0.927	0.065	0.006	0.381	0.527	0.087	0.053	0.487	0.442
47	0.925	0.066	0.007	0.376	0.530	0.089	0.050	0.480	0.451
48	0.924	0.068	0.007	0.371	0.533	0.091	0.048	0.473	0.459
49	0.922	0.069	0.007	0.365	0.536	0.093	0.046	0.466	0.468
50	0.921	0.070	0.007	0.360	0.538	0.095	0.043	0.458	0.476
51	0.919	0.072	0.007	0.355	0.541	0.098	0.041	0.451	0.484
52	0.917	0.073	0.008	0.350	0.544	0.100	0.039	0.443	0.492
53	0.916	0.074	0.008	0.345	0.546	0.102	0.037	0.436	0.500
54	0.914	0.076	0.008	0.339	0.549	0.105	0.035	0.428	0.508
55	0.912	0.077	0.008	0.334	0.551	0.107	0.033	0.420	0.516
56	0.911	0.079	0.009	0.329	0.554	0.109	0.031	0.413	0.524
57	0.909	0.080	0.009	0.324	0.556	0.112	0.030	0.405	0.532
58	0.907	0.082	0.009	0.319	0.558	0.114	0.028	0.397	0.539
59	0.905	0.083	0.009	0.314	0.560	0.117	0.027	0.389	0.547
60	0.903	0.085	0.010	0.309	0.562	0.120	0.025	0.381	0.554
61	0.901	0.086	0.010	0.304	0.564	0.122	0.024	0.373	0.561
62	0.899	0.088	0.010	0.299	0.566	0.125	0.022	0.365	0.568
63	0.897	0.090	0.010	0.295	0.568	0.127	0.021	0.357	0.575
64	0.895	0.091	0.011	0.290	0.570	0.130	0.020	0.350	0.582
65	0.834	0.115	0.028	0.281	0.507	0.169	0.151	0.250	0.550
66	0.827	0.119	0.030	0.274	0.508	0.173	0.146	0.247	0.556
67	0.820	0.123	0.031	0.267	0.508	0.177	0.142	0.244	0.562
68	0.812	0.127	0.033	0.261	0.509	0.181	0.137	0.241	0.568
69	0.805	0.131	0.035	0.254	0.509	0.185	0.132	0.237	0.573
70	0.797	0.135	0.036	0.248	0.509	0.189	0.128	0.234	0.579
71	0.789	0.140	0.038	0.242	0.509	0.193	0.124	0.230	0.584
72	0.781	0.144	0.040	0.235	0.509	0.197	0.119	0.227	0.589
73	0.772	0.148	0.041	0.229	0.509	0.201	0.115	0.223	0.594
74	0.764	0.153	0.043	0.223	0.508	0.205	0.111	0.219	0.599
75	0.755	0.157	0.045	0.217	0.507	0.209	0.107	0.216	0.604
76	0.746	0.161	0.047	0.212	0.506	0.213	0.103	0.212	0.608
77	0.737	0.166	0.049	0.206	0.505	0.218	0.100	0.208	0.613
78	0.728	0.170	0.051	0.200	0.504	0.222	0.096	0.205	0.617
79	0.718	0.174	0.053	0.195	0.503	0.226	0.093	0.201	0.621
80	0.709	0.178	0.055	0.189	0.501	0.230	0.089	0.197	0.625
81	0.699	0.183	0.058	0.184	0.500	0.234	0.086	0.193	0.628
82	0.689	0.187	0.060	0.179	0.498	0.238	0.083	0.190	0.632
83	0.679	0.191	0.062	0.173	0.496	0.242	0.079	0.186	0.635
84	0.669	0.195	0.064	0.168	0.493	0.246	0.076	0.182	0.638
85	0.659	0.199	0.067	0.163	0.491	0.250	0.073	0.178	0.641
86	0.649	0.203	0.069	0.158	0.488	0.254	0.071	0.175	0.644
87	0.638	0.207	0.071	0.154	0.486	0.258	0.068	0.171	0.646
88	0.628	0.211	0.074	0.149	0.483	0.262	0.065	0.167	0.649
89	0.617	0.214	0.076	0.144	0.480	0.266	0.062	0.163	0.651
90	0.606	0.218	0.078	0.140	0.477	0.270	0.060	0.160	0.653
91	0.596	0.221	0.081	0.135	0.474	0.273	0.057	0.156	0.654
92	0.585	0.225	0.083	0.131	0.470	0.277	0.055	0.152	0.656
93	0.574	0.228	0.086	0.127	0.467	0.281	0.053	0.149	0.657
94	0.563	0.231	0.088	0.123	0.463	0.284	0.051	0.145	0.658
95	0.552	0.234	0.091	0.119	0.459	0.288	0.048	0.141	0.659
96	0.541	0.237	0.093	0.115	0.455	0.291	0.046	0.138	0.660
97	0.529	0.240	0.095	0.111	0.451	0.295	0.044	0.134	0.660
98	0.518	0.242	0.098	0.107	0.447	0.298	0.042	0.131	0.661
99	0.507	0.245	0.100	0.104	0.443	0.301	0.040	0.127	0.661



## A1.2a Denmark (with 40% variant)

Expected time spent in each health state for self-reported health (SAH) for men																
L.State	Very Good				Good				Fair				Bad/Very Bad			
E.State	VG	G	F	B/VB	VG	G	F	B/VB	VG	G	F	B/VB	VG	G	F	B/VB
Age																
0	37.25	23.07	11.38	4.19	36.80	23.41	11.46	4.20	36.24	23.51	11.85	4.22	35.22	23.14	12.21	4.57
1	36.49	22.87	11.35	4.19	36.04	23.22	11.43	4.20	35.46	23.31	11.83	4.22	34.44	22.93	12.19	4.58
2	35.73	22.68	11.32	4.19	35.28	23.02	11.41	4.19	34.69	23.11	11.82	4.22	33.66	22.72	12.17	4.58
3	34.99	22.47	11.30	4.19	34.52	22.82	11.38	4.19	33.92	22.91	11.80	4.22	32.89	22.50	12.14	4.59
4	34.24	22.27	11.26	4.18	33.77	22.62	11.35	4.19	33.17	22.70	11.78	4.22	32.13	22.28	12.12	4.59
5	33.50	22.06	11.23	4.18	33.03	22.41	11.32	4.19	32.41	22.48	11.76	4.22	31.37	22.05	12.09	4.60
6	32.77	21.85	11.20	4.18	32.29	22.20	11.29	4.19	31.66	22.27	11.74	4.22	30.62	21.82	12.07	4.60
7	32.04	21.63	11.16	4.18	31.56	21.99	11.26	4.18	30.92	22.04	11.72	4.22	29.87	21.58	12.04	4.61
8	31.33	21.41	11.13	4.17	30.83	21.77	11.22	4.18	30.19	21.82	11.70	4.22	29.13	21.34	12.01	4.61
9	30.61	21.19	11.09	4.17	30.12	21.55	11.19	4.18	29.46	21.59	11.67	4.22	28.40	21.10	11.97	4.62
10	29.90	20.96	11.05	4.17	29.40	21.32	11.15	4.18	28.73	21.35	11.64	4.22	27.67	20.85	11.94	4.62
11	29.20	20.73	11.01	4.16	28.70	21.09	11.11	4.17	28.02	21.12	11.62	4.22	26.95	20.60	11.91	4.63
12	28.51	20.50	10.96	4.16	28.00	20.86	11.07	4.17	27.31	20.87	11.59	4.22	26.24	20.34	11.87	4.64
13	27.82	20.26	10.92	4.16	27.31	20.62	11.03	4.17	26.60	20.63	11.56	4.22	25.54	20.08	11.83	4.64
14	27.14	20.02	10.87	4.15	26.62	20.38	10.99	4.16	25.91	20.38	11.52	4.22	24.84	19.81	11.79	4.65
15	26.47	19.77	10.82	4.15	25.94	20.13	10.94	4.16	25.22	20.12	11.49	4.22	24.15	19.54	11.74	4.65
16	25.80	19.53	10.77	4.14	25.27	19.88	10.89	4.15	24.53	19.86	11.45	4.22	23.46	19.27	11.70	4.66
17	25.14	19.27	10.72	4.14	24.60	19.63	10.84	4.15	23.86	19.60	11.41	4.22	22.79	18.99	11.65	4.66
18	24.49	19.02	10.66	4.13	23.95	19.38	10.79	4.15	23.19	19.33	11.37	4.21	22.12	18.71	11.60	4.66
19	23.85	18.76	10.61	4.13	23.30	19.12	10.74	4.14	22.53	19.06	11.33	4.21	21.46	18.42	11.55	4.67
20	23.21	18.50	10.55	4.12	22.65	18.85	10.68	4.14	21.88	18.78	11.29	4.21	20.81	18.13	11.49	4.67
21	22.58	18.24	10.48	4.12	22.02	18.59	10.63	4.13	21.23	18.50	11.24	4.21	20.16	17.84	11.43	4.68
22	21.96	17.97	10.42	4.11	21.39	18.32	10.57	4.12	20.59	18.22	11.19	4.21	19.53	17.54	11.37	4.68
23	21.35	17.70	10.35	4.10	20.77	18.05	10.50	4.12	19.96	17.93	11.14	4.20	18.90	17.24	11.31	4.68
24	20.74	17.42	10.28	4.09	20.16	17.77	10.44	4.11	19.34	17.64	11.08	4.20	18.28	16.93	11.24	4.69
25	20.14	17.15	10.21	4.09	19.56	17.49	10.37	4.10	18.73	17.35	11.02	4.20	17.67	16.62	11.17	4.69
26	19.55	16.87	10.14	4.08	18.96	17.21	10.30	4.10	18.12	17.05	10.96	4.20	17.07	16.31	11.10	4.69
27	18.97	16.58	10.06	4.07	18.38	16.92	10.23	4.09	17.52	16.74	10.90	4.19	16.48	15.99	11.02	4.69
28	18.40	16.30	9.98	4.06	17.80	16.63	10.15	4.08	16.93	16.44	10.84	4.19	15.89	15.68	10.94	4.70
29	17.83	16.01	9.90	4.05	17.23	16.34	10.07	4.07	16.35	16.13	10.77	4.18	15.32	15.35	10.86	4.70
30	17.28	15.72	9.81	4.04	16.67	16.05	9.99	4.06	15.78	15.82	10.69	4.18	14.75	15.03	10.77	4.70
31	16.73	15.43	9.72	4.02	16.12	15.75	9.90	4.05	15.22	15.50	10.62	4.17	14.20	14.70	10.68	4.70
32	16.19	15.13	9.63	4.01	15.57	15.45	9.82	4.04	14.67	15.18	10.54	4.17	13.65	14.37	10.59	4.70
33	15.66	14.84	9.53	4.00	15.04	15.15	9.72	4.02	14.12	14.86	10.46	4.16	13.12	14.04	10.49	4.70
34	15.14	14.54	9.43	3.98	14.51	14.85	9.63	4.01	13.59	14.54	10.37	4.15	12.59	13.70	10.39	4.69
35	14.63	14.24	9.33	3.97	14.00	14.55	9.53	4.00	13.06	14.21	10.28	4.14	12.07	13.37	10.28	4.69
36	14.13	13.94	9.23	3.95	13.49	14.24	9.43	3.98	12.54	13.88	10.19	4.14	11.57	13.03	10.17	4.69
37	13.63	13.63	9.12	3.93	12.99	13.93	9.33	3.97	12.04	13.55	10.09	4.13	11.07	12.69	10.06	4.68
38	13.15	13.33	9.01	3.91	12.50	13.62	9.22	3.95	11.54	13.22	9.99	4.12	10.59	12.35	9.94	4.68
39	12.67	13.03	8.89	3.89	12.02	13.31	9.11	3.93	11.05	12.89	9.88	4.11	10.11	12.00	9.82	4.67
40	12.20	12.72	8.77	3.87	11.55	13.00	8.99	3.91	10.58	12.55	9.77	4.09	9.65	11.66	9.69	4.66
41	11.75	12.41	8.65	3.85	11.09	12.68	8.87	3.89	10.11	12.21	9.66	4.08	9.19	11.32	9.56	4.66
42	11.30	12.11	8.52	3.83	10.64	12.37	8.75	3.87	9.65	11.88	9.54	4.07	8.75	10.97	9.43	4.65
43	10.86	11.80	8.39	3.80	10.20	12.06	8.62	3.85	9.20	11.54	9.42	4.05	8.32	10.63	9.29	4.63
44	10.43	11.49	8.25	3.77	9.76	11.74	8.49	3.82	8.77	11.20	9.29	4.03	7.90	10.29	9.14	4.62
45	10.01	11.18	8.12	3.75	9.34	11.43	8.36	3.79	8.34	10.86	9.16	4.02	7.49	9.94	9.00	4.61
46	9.60	10.87	7.97	3.72	8.93	11.11	8.22	3.77	7.92	10.52	9.03	4.00	7.09	9.60	8.84	4.59
47	9.20	10.57	7.83	3.69	8.52	10.80	8.07	3.74	7.51	10.18	8.89	3.98	6.70	9.26	8.69	4.58
48	8.81	10.26	7.68	3.65	8.13	10.48	7.93	3.71	7.12	9.84	8.74	3.95	6.32	8.92	8.52	4.56
49	8.42	9.96	7.52	3.62	7.74	10.17	7.78	3.67	6.73	9.50	8.59	3.93	5.95	8.58	8.36	4.54
50	8.05	9.65	7.37	3.58	7.37	9.85	7.62	3.64	6.35	9.16	8.44	3.91	5.59	8.25	8.19	4.51
51	7.69	9.35	7.20	3.54	7.00	9.54	7.47	3.60	5.99	8.83	8.28	3.88	5.25	7.91	8.01	4.49
52	7.33	9.04	7.04	3.50	6.64	9.23	7.30	3.56	5.63	8.49	8.12	3.85	4.91	7.58	7.83	4.46
53	6.98	8.74	6.87	3.45	6.29	8.92	7.14	3.52	5.29	8.16	7.95	3.82	4.59	7.26	7.65	4.43
54	6.64	8.44	6.70	3.41	5.96	8.61	6.97	3.48	4.95	7.83	7.78	3.78	4.28	6.93	7.46	4.40
55	6.31	8.15	6.52	3.36	5.63	8.31	6.79	3.43	4.63	7.50	7.60	3.75	3.98	6.61	7.27	4.37
56	5.99	7.85	6.34	3.31	5.30	8.00	6.61	3.38	4.31	7.17	7.42	3.71	3.68	6.30	7.07	4.33
57	5.68	7.55	6.16	3.25	4.99	7.70	6.43	3.33	4.01	6.85	7.23	3.66	3.41	5.99	6.86	4.29
58	5.37	7.26	5.97	3.20	4.69	7.40	6.25	3.28	3.72	6.53	7.03	3.62	3.14	5.68	6.65	4.24
59	5.07	6.97	5.78	3.14	4.39	7.10	6.06	3.22	3.43	6.22	6.83	3.57	2.88	5.39	6.42	4.19
60	4.77	6.67	5.59	3.08	4.10	6.80	5.86	3.16	3.16	5.91	6.62	3.51	2.64	5.10	6.19	4.13
61	4.48	6.38	5.41	3.02	3.81	6.50	5.67	3.10	2.91	5.61	6.39	3.45	2.42	4.82	5.95	4.06
62	4.19	6.08	5.22	2.96	3.54	6.20	5.48	3.04	2.66	5.32	6.16	3.38	2.21	4.55	5.69	3.99
63	3.90	5.78	5.05	2.91	3.26	5.90	5.28	2.98	2.44	5.04	5.91	3.30	2.02	4.30	5.41	3.91
64	3.60	5.47	4.89	2.85	2.98	5.59	5.09	2.92	2.24	4.78	5.63	3.21	1.85	4.05	5.12	3.81
65	3.32	5.18	4.76	2.81	2.67	5.24	4.91	2.87	2.11	4.57	5.29	3.08	1.66	3.80	4.84	3.72
66	3.12	4.97	4.62	2.77	2.48	5.02	4.78	2.84	1.94	4.33	5.14	3.05	1.50	3.54	4.65	3.70
67	2.94	4.76	4.49	2.74	2.31	4.80	4.64	2.80	1.78	4.10	4.99	3.02	1.35	3.29	4.45	3.67
68	2.77	4.57	4.36	2.70	2.15	4.58	4.51	2.76	1.64	3.88	4.84	2.99	1.22	3.06	4.25	3.63
69	2.61	4.37	4.23	2.66	1.99	4.38	4.37	2.73	1.50	3.67	4.69	2.95	1.09	2.83	4.06	3.60
70	2.46	4.19	4.10	2.62	1.85	4.18	4.24	2.68	1.38	3.46	4.54	2.91	0.98	2.61	3.86	3.55
71	2.32	4.01	3.98	2.57	1.72	3.99	4.11	2.64	1.26	3.26	4.39	2.87	0.87	2.41	3.67	3.51
72	2.18	3.83	3.85	2.53	1.59	3.80	3.98	2.60	1.15	3.07	4.24	2.83	0.78	2.21	3.47	3.46
73	2.06	3.67	3.73	2.48	1.48	3.63	3.85	2.55	1.05	2.89	4.09	2.78	0.69	2.03	3.28	3.40
74	1.94</															

Expected time spent in each health state for self-reported health (SAH) for women																
U.State E.State	Very Good				Good				Fair				Bad/Very Bad			
	VG	G	F	B/VB	VG	G	F	B/VB	VG	G	F	B/VB	VG	G	F	B/VB
Age																
0	39.48	22.60	10.53	3.87	39.10	22.91	10.59	3.87	38.53	23.04	10.96	3.89	37.61	22.75	11.34	4.20
1	38.70	22.42	10.51	3.87	38.31	22.73	10.57	3.87	37.73	22.85	10.95	3.89	36.81	22.55	11.32	4.21
2	37.92	22.23	10.49	3.86	37.53	22.54	10.55	3.87	36.94	22.67	10.94	3.89	36.02	22.36	11.31	4.21
3	37.15	22.04	10.46	3.86	36.75	22.36	10.52	3.87	36.16	22.48	10.93	3.89	35.23	22.15	11.29	4.22
4	36.38	21.85	10.43	3.86	35.98	22.17	10.50	3.86	35.37	22.28	10.91	3.89	34.44	21.95	11.27	4.22
5	35.62	21.66	10.41	3.86	35.22	21.97	10.48	3.86	34.60	22.08	10.90	3.89	33.66	21.74	11.25	4.23
6	34.87	21.46	10.38	3.86	34.46	21.78	10.45	3.86	33.83	21.88	10.88	3.89	32.89	21.53	11.23	4.23
7	34.12	21.26	10.35	3.85	33.70	21.58	10.42	3.86	33.06	21.67	10.86	3.89	32.12	21.31	11.21	4.24
8	33.37	21.05	10.32	3.85	32.95	21.37	10.39	3.86	32.30	21.46	10.85	3.89	31.35	21.09	11.19	4.25
9	32.63	20.84	10.29	3.85	32.21	21.16	10.36	3.86	31.55	21.25	10.83	3.89	30.60	20.86	11.16	4.25
10	31.90	20.63	10.25	3.85	31.47	20.95	10.33	3.85	30.80	21.03	10.81	3.89	29.85	20.63	11.14	4.26
11	31.17	20.41	10.22	3.85	30.74	20.74	10.30	3.85	30.06	20.81	10.78	3.89	29.10	20.39	11.11	4.26
12	30.45	20.19	10.18	3.84	30.02	20.52	10.27	3.85	29.32	20.58	10.76	3.89	28.36	20.15	11.08	4.27
13	29.74	19.97	10.14	3.84	29.30	20.29	10.23	3.85	28.59	20.35	10.74	3.89	27.63	19.91	11.05	4.27
14	29.03	19.74	10.10	3.84	28.58	20.07	10.19	3.84	27.87	20.11	10.71	3.89	26.90	19.66	11.02	4.28
15	28.33	19.51	10.06	3.83	27.88	19.84	10.16	3.84	27.15	19.87	10.68	3.89	26.18	19.41	10.99	4.28
16	27.63	19.27	10.02	3.83	27.18	19.60	10.11	3.84	26.44	19.63	10.66	3.89	25.47	19.16	10.95	4.29
17	26.95	19.03	9.97	3.83	26.48	19.36	10.07	3.83	25.73	19.38	10.63	3.89	24.76	18.90	10.91	4.29
18	26.26	18.79	9.93	3.82	25.80	19.12	10.03	3.83	25.04	19.13	10.59	3.89	24.07	18.63	10.87	4.30
19	25.59	18.55	9.88	3.82	25.12	18.88	9.98	3.83	24.34	18.88	10.56	3.89	23.37	18.36	10.83	4.31
20	24.92	18.30	9.83	3.81	24.44	18.63	9.94	3.82	23.66	18.62	10.52	3.89	22.69	18.06	10.79	4.31
21	24.26	18.05	9.78	3.81	23.78	18.37	9.89	3.82	22.98	18.35	10.49	3.89	22.01	17.81	10.74	4.31
22	23.60	17.79	9.72	3.80	23.12	18.12	9.84	3.81	22.31	18.08	10.45	3.89	21.34	17.53	10.69	4.32
23	22.96	17.53	9.66	3.80	22.47	17.86	9.78	3.81	21.65	17.81	10.40	3.88	20.68	17.25	10.64	4.32
24	22.32	17.27	9.60	3.79	21.82	17.60	9.73	3.80	20.99	17.53	10.36	3.88	20.03	16.96	10.59	4.33
25	21.69	17.00	9.54	3.78	21.19	17.33	9.67	3.80	20.34	17.25	10.31	3.88	19.38	16.66	10.53	4.33
26	21.06	16.73	9.48	3.78	20.56	17.06	9.61	3.79	19.70	16.97	10.26	3.88	18.74	16.37	10.47	4.34
27	20.44	16.46	9.41	3.77	19.93	16.79	9.55	3.78	19.07	16.68	10.21	3.88	18.11	16.07	10.41	4.34
28	19.83	16.19	9.34	3.76	19.32	16.51	9.48	3.78	18.45	16.39	10.16	3.87	17.49	15.76	10.35	4.34
29	19.23	15.91	9.27	3.75	18.71	16.23	9.41	3.77	17.83	16.09	10.10	3.87	16.88	15.46	10.28	4.35
30	18.64	15.63	9.20	3.74	18.12	15.95	9.34	3.76	17.22	15.79	10.04	3.87	16.27	15.14	10.21	4.35
31	18.05	15.34	9.12	3.73	17.53	15.66	9.27	3.75	16.62	15.49	9.98	3.86	15.68	14.83	10.14	4.35
32	17.48	15.06	9.04	3.72	16.94	15.37	9.19	3.74	16.03	15.18	9.92	3.86	15.09	14.51	10.06	4.35
33	16.91	14.77	8.96	3.71	16.37	15.08	9.11	3.73	15.44	14.87	9.85	3.86	14.51	14.19	9.98	4.35
34	16.35	14.48	8.87	3.70	15.80	14.79	9.03	3.72	14.87	14.56	9.78	3.85	13.94	13.87	9.89	4.36
35	15.79	14.18	8.79	3.69	15.25	14.49	8.95	3.71	14.30	14.24	9.70	3.85	13.38	13.54	9.81	4.36
36	15.25	13.89	8.69	3.68	14.70	14.19	8.86	3.70	13.74	13.92	9.63	3.84	12.83	13.21	9.72	4.36
37	14.72	13.59	8.60	3.66	14.16	13.89	8.77	3.69	13.19	13.60	9.54	3.83	12.29	12.88	9.62	4.35
38	14.19	13.29	8.50	3.65	13.63	13.58	8.67	3.67	12.65	13.28	9.46	3.83	11.76	12.54	9.52	4.35
39	13.67	12.99	8.40	3.63	13.11	13.28	8.58	3.66	12.12	12.95	9.37	3.82	11.24	12.21	9.42	4.35
40	13.16	12.68	8.29	3.62	12.59	12.97	8.47	3.64	11.60	12.62	9.28	3.81	10.73	11.87	9.32	4.35
41	12.66	12.38	8.18	3.60	12.09	12.66	8.37	3.63	11.08	12.28	9.18	3.80	10.23	11.53	9.21	4.34
42	12.17	12.07	8.07	3.58	11.59	12.35	8.26	3.61	10.58	11.95	9.08	3.79	9.74	11.19	9.09	4.34
43	11.69	11.76	7.95	3.56	11.11	12.03	8.15	3.59	10.09	11.61	8.98	3.78	9.25	10.85	8.97	4.33
44	11.21	11.45	7.83	3.54	10.63	11.72	8.03	3.57	9.60	11.27	8.87	3.77	8.78	10.50	8.85	4.33
45	10.75	11.14	7.71	3.52	10.16	11.40	7.91	3.55	9.13	10.93	8.76	3.76	8.32	10.16	8.72	4.32
46	10.29	10.83	7.58	3.49	9.70	11.08	7.79	3.53	8.66	10.59	8.64	3.74	7.87	9.81	8.59	4.31
47	9.84	10.52	7.45	3.47	9.25	10.77	7.66	3.51	8.21	10.25	8.52	3.73	7.43	9.47	8.45	4.30
48	9.41	10.20	7.32	3.44	8.81	10.45	7.53	3.48	7.76	9.91	8.39	3.71	7.00	9.12	8.31	4.29
49	8.98	9.89	7.18	3.41	8.38	10.13	7.40	3.45	7.33	9.56	8.26	3.69	6.59	8.78	8.17	4.27
50	8.56	9.58	7.03	3.38	7.96	9.81	7.26	3.43	6.90	9.22	8.13	3.68	6.18	8.43	8.02	4.26
51	8.15	9.26	6.89	3.35	7.54	9.49	7.11	3.40	6.49	8.88	7.99	3.65	5.78	8.09	7.86	4.24
52	7.74	8.95	6.74	3.31	7.14	9.17	6.96	3.36	6.08	8.53	7.84	3.63	5.39	7.75	7.70	4.22
53	7.35	8.64	6.58	3.28	6.74	8.85	6.81	3.33	5.69	8.19	7.69	3.61	5.02	7.41	7.54	4.20
54	6.96	8.33	6.42	3.24	6.36	8.53	6.66	3.30	5.31	7.85	7.54	3.58	4.65	7.07	7.36	4.18
55	6.59	8.01	6.26	3.20	5.98	8.21	6.50	3.26	4.93	7.51	7.38	3.55	4.30	6.73	7.19	4.16
56	6.22	7.70	6.09	3.16	5.61	7.89	6.33	3.22	4.57	7.16	7.21	3.52	3.96	6.40	7.00	4.13
57	5.86	7.39	5.92	3.11	5.25	7.58	6.16	3.18	4.21	6.83	7.03	3.49	3.63	6.07	6.81	4.10
58	5.50	7.08	5.75	3.07	4.90	7.26	5.99	3.13	3.87	6.49	6.85	3.45	3.31	5.74	6.61	4.06
59	5.16	6.77	5.58	3.02	4.55	6.94	5.82	3.08	3.54	6.16	6.66	3.41	3.01	5.42	6.40	4.02
60	4.81	6.46	5.40	2.97	4.21	6.63	5.64	3.04	3.22	5.82	6.46	3.37	2.72	5.10	6.17	3.98
61	4.48	6.15	5.23	2.92	3.88	6.31	5.46	2.98	2.92	5.50	6.25	3.32	2.45	4.79	5.93	3.92
62	4.14	5.84	5.06	2.87	3.55	6.00	5.28	2.93	2.63	5.18	6.02	3.26	2.19	4.48	5.66	3.86
63	3.81	5.52	4.90	2.82	3.23	5.68	5.10	2.88	2.36	4.87	5.77	3.20	1.96	4.18	5.35	3.79
64	3.50	5.21	4.75	2.77	2.88	5.34	4.93	2.83	2.13	4.58	5.48	3.11	1.75	3.87	5.00	3.72
65	3.24	4.94	4.62	2.73	2.44	4.95	4.79	2.79	1.99	4.38	5.15	2.99	1.50	3.50	4.60	3.65
66	3.05	4.74	4.49	2.69	2.26	4.73	4.66	2.76	1.83	4.15	5.01	2.96	1.35	3.25	4.40	3.62
67	2.88	4.54	4.36	2.65	2.10	4.51	4.52	2.72	1.69	3.93	4.86	2.93	1.21	3.01	4.20	3.59
68	2.72	4.35	4.23	2.61	1.95	4.31	4.39	2.68	1.55	3.72	4.71	2.90	1.09	2.79	4.00	3.55
69	2.56	4.17	4.11	2.57	1.81	4.11	4.25	2.64	1.42	3.51	4.56	2.86	0.97	2.57	3.80	3.51
70	2.42	3.99	3.98	2.53	1.67	3.92	4.12	2.60	1.30	3.32	4.42	2.82	0.87	2.37	3.61	3.46
71	2.28	3.82	3.86	2.48	1.55	3.74	3.99	2.56	1.19	3.13	4.27	2.78	0.77	2.18	3.42	3.41
72	2.15	3.66	3.73	2.44	1.43	3.56	3.86	2.51	1.09	2.95	4.13	2.73	0.69	1.99	3.23	3.35
73	2.03	3.50	3.61	2.39	1.33	3.39	3.73	2.46	1.00	2.78	3.99	2.69	0.61	1.82	3.04	3.29
74	1.92	3.35	3.50	2.3												

Expected time spent in each state for hampering health (HH) condition for men									
I.State	None/Slight			Some			Severe		
E.State	N/S	Some	Severe	N/S	Some	Severe	N/S	Some	Severe
Age									
0	62.29	10.04	4.42	61.71	10.54	4.46	61.13	10.99	4.57
1	61.35	10.01	4.42	60.75	10.51	4.46	60.15	10.97	4.57
2	60.41	9.97	4.42	59.80	10.49	4.46	59.18	10.95	4.58
3	59.47	9.94	4.42	58.84	10.46	4.46	58.21	10.93	4.59
4	58.53	9.90	4.41	57.89	10.44	4.46	57.24	10.91	4.59
5	57.59	9.86	4.41	56.94	10.41	4.46	56.27	10.89	4.60
6	56.66	9.82	4.41	55.99	10.38	4.46	55.31	10.86	4.60
7	55.73	9.78	4.41	55.04	10.35	4.46	54.34	10.84	4.61
8	54.80	9.74	4.41	54.09	10.32	4.46	53.38	10.81	4.62
9	53.87	9.69	4.40	53.15	10.28	4.46	52.41	10.78	4.63
10	52.95	9.65	4.40	52.21	10.25	4.46	51.45	10.75	4.63
11	52.03	9.60	4.40	51.27	10.22	4.46	50.49	10.72	4.64
12	51.11	9.55	4.40	50.33	10.18	4.46	49.54	10.69	4.65
13	50.19	9.50	4.39	49.39	10.14	4.45	48.58	10.65	4.66
14	49.27	9.45	4.39	48.46	10.10	4.45	47.63	10.62	4.66
15	48.36	9.40	4.39	47.53	10.06	4.45	46.67	10.58	4.67
16	47.45	9.34	4.38	46.60	10.02	4.45	45.72	10.54	4.68
17	46.55	9.29	4.38	45.67	9.97	4.45	44.77	10.50	4.69
18	45.65	9.23	4.37	44.75	9.93	4.45	43.82	10.45	4.70
19	44.75	9.17	4.37	43.83	9.88	4.45	42.88	10.41	4.71
20	43.85	9.11	4.37	42.91	9.83	4.45	41.94	10.36	4.72
21	42.96	9.05	4.36	41.99	9.78	4.45	40.99	10.31	4.73
22	42.07	8.98	4.36	41.08	9.73	4.45	40.06	10.25	4.74
23	41.18	8.91	4.35	40.17	9.67	4.45	39.12	10.20	4.75
24	40.30	8.84	4.34	39.26	9.61	4.45	38.19	10.14	4.75
25	39.42	8.77	4.34	38.36	9.56	4.44	37.25	10.08	4.76
26	38.55	8.70	4.33	37.46	9.49	4.44	36.32	10.01	4.77
27	37.67	8.62	4.32	36.56	9.43	4.44	35.40	9.95	4.78
28	36.81	8.54	4.32	35.67	9.36	4.44	34.47	9.88	4.80
29	35.95	8.46	4.31	34.78	9.30	4.44	33.55	9.81	4.81
30	35.09	8.38	4.30	33.89	9.23	4.43	32.64	9.73	4.82
31	34.24	8.29	4.29	33.01	9.15	4.43	31.72	9.65	4.83
32	33.39	8.21	4.28	32.14	9.08	4.43	30.81	9.57	4.84
33	32.54	8.12	4.27	31.26	9.00	4.42	29.90	9.48	4.85
34	31.71	8.02	4.26	30.39	8.92	4.42	29.00	9.39	4.86
35	30.87	7.93	4.25	29.53	8.83	4.41	28.10	9.30	4.86
36	30.05	7.83	4.24	28.67	8.75	4.41	27.21	9.20	4.87
37	29.22	7.73	4.22	27.81	8.66	4.40	26.31	9.10	4.88
38	28.41	7.62	4.21	26.96	8.56	4.40	25.43	9.00	4.89
39	27.60	7.52	4.19	26.12	8.47	4.39	24.55	8.89	4.90
40	26.79	7.41	4.18	25.28	8.37	4.38	23.67	8.77	4.91
41	26.00	7.30	4.16	24.45	8.27	4.38	22.80	8.65	4.91
42	25.20	7.18	4.14	23.62	8.16	4.37	21.93	8.53	4.92
43	24.42	7.06	4.12	22.80	8.05	4.36	21.08	8.40	4.93
44	23.64	6.94	4.10	21.98	7.94	4.35	20.22	8.27	4.93
45	22.87	6.82	4.08	21.17	7.82	4.34	19.38	8.14	4.94
46	22.11	6.69	4.06	20.37	7.70	4.32	18.54	7.99	4.94
47	21.35	6.56	4.03	19.58	7.58	4.31	17.71	7.85	4.94
48	20.60	6.43	4.01	18.79	7.45	4.30	16.89	7.70	4.94
49	19.86	6.29	3.98	18.01	7.32	4.28	16.08	7.54	4.94
50	19.12	6.16	3.95	17.24	7.19	4.26	15.28	7.38	4.94
51	18.40	6.01	3.92	16.48	7.05	4.25	14.49	7.21	4.93
52	17.68	5.87	3.89	15.73	6.91	4.23	13.71	7.04	4.92
53	16.97	5.72	3.85	14.98	6.76	4.20	12.94	6.87	4.92
54	16.27	5.57	3.82	14.25	6.61	4.18	12.19	6.68	4.90
55	15.57	5.42	3.78	13.52	6.46	4.15	11.45	6.49	4.89
56	14.89	5.26	3.74	12.81	6.30	4.13	10.73	6.30	4.87
57	14.21	5.11	3.70	12.11	6.13	4.10	10.03	6.09	4.85
58	13.53	4.95	3.66	11.43	5.96	4.06	9.36	5.88	4.82
59	12.87	4.79	3.61	10.76	5.79	4.03	8.71	5.66	4.79
60	12.20	4.63	3.56	10.11	5.61	3.99	8.10	5.42	4.76
61	11.54	4.46	3.51	9.48	5.41	3.94	7.53	5.17	4.71
62	10.88	4.30	3.46	8.87	5.21	3.89	7.02	4.91	4.66
63	10.21	4.15	3.41	8.28	4.99	3.84	6.58	4.62	4.59
64	9.54	4.00	3.36	7.72	4.75	3.78	6.25	4.31	4.52
65	8.85	3.86	3.32	7.14	4.45	3.70	6.10	3.99	4.43
66	8.43	3.78	3.28	6.73	4.35	3.68	5.72	3.88	4.40
67	8.02	3.69	3.25	6.34	4.26	3.65	5.35	3.76	4.38
68	7.63	3.60	3.22	5.97	4.16	3.63	5.00	3.65	4.35
69	7.26	3.51	3.18	5.61	4.06	3.60	4.67	3.54	4.32
70	6.90	3.42	3.14	5.27	3.95	3.57	4.36	3.42	4.29
71	6.55	3.33	3.10	4.95	3.85	3.54	4.06	3.31	4.26
72	6.22	3.24	3.06	4.64	3.75	3.50	3.78	3.19	4.22
73	5.91	3.15	3.02	4.35	3.65	3.46	3.51	3.08	4.18
74	5.61	3.06	2.97	4.08	3.55	3.43	3.26	2.97	4.14
75	5.32	2.97	2.92	3.82	3.45	3.38	3.03	2.85	4.09
76	5.04	2.88	2.87	3.57	3.34	3.34	2.81	2.74	4.04
77	4.78	2.79	2.82	3.34	3.24	3.29	2.60	2.63	3.99
78	4.53	2.70	2.76	3.11	3.14	3.24	2.40	2.52	3.94
79	4.29	2.62	2.70	2.90	3.04	3.19	2.22	2.42	3.88
80	4.06	2.53	2.64	2.71	2.94	3.13	2.05	2.31	3.82
81	3.84	2.44	2.58	2.52	2.84	3.08	1.89	2.20	3.75
82	3.64	2.35	2.51	2.34	2.74	3.01	1.73	2.10	3.68
83	3.44	2.26	2.44	2.17	2.64	2.95	1.59	1.99	3.61
84	3.25	2.17	2.36	2.02	2.54	2.87	1.46	1.89	3.53
85	3.07	2.08	2.28	1.87	2.44	2.80	1.33	1.79	3.45
86	2.89	1.99	2.19	1.72	2.34	2.71	1.21	1.69	3.36
87	2.72	1.90	2.09	1.59	2.23	2.62	1.10	1.59	3.27
88	2.56	1.80	1.99	1.46	2.13	2.53	0.99	1.48	3.17
89	2.41	1.71	1.88	1.33	2.03	2.42	0.89	1.38	3.06
90	2.25	1.61	1.76	1.21	1.92	2.30	0.79	1.28	2.94
91	2.10	1.50	1.62	1.10	1.81	2.17	0.70	1.17	2.80
92	1.96	1.40	1.48	0.98	1.69	2.02	0.61	1.06	2.66
93	1.81	1.28	1.31	0.87	1.57	1.86	0.52	0.95	2.49
94	1.66	1.15	1.13	0.76	1.43	1.67	0.43	0.83	2.30
95	1.50	1.01	0.93	0.64	1.29	1.46	0.34	0.70	2.09
96	1.33	0.86	0.72	0.52	1.14	1.22	0.26	0.57	1.84
97	1.13	0.68	0.50	0.40	0.96	0.94	0.18	0.42	1.53
98	0.89	0.47	0.28	0.26	0.75	0.63	0.10	0.27	1.15
99	0.54	0.23	0.10	0.12	0.46	0.29	0.04	0.12	0.67

Expected time spent in each state for hampering health (HH) condition for women									
I.State	None/Slight			Some			Severe		
E.State	N/S	Some	Severe	N/S	Some	Severe	N/S	Some	Severe
Age									
0	65.09	8.78	4.12	64.54	9.25	4.15	64.10	9.62	4.22
1	64.13	8.75	4.12	63.57	9.23	4.15	63.11	9.61	4.23
2	63.17	8.73	4.12	62.59	9.22	4.15	62.13	9.60	4.23
3	62.21	8.70	4.12	61.62	9.20	4.15	61.14	9.60	4.24
4	61.25	8.67	4.12	60.64	9.19	4.15	60.15	9.59	4.24
5	60.29	8.65	4.12	59.67	9.17	4.15	59.17	9.58	4.25
6	59.34	8.62	4.12	58.70	9.15	4.15	58.18	9.57	4.25
7	58.38	8.59	4.11	57.73	9.13	4.16	57.20	9.55	4.26
8	57.43	8.56	4.11	56.76	9.11	4.16	56.22	9.54	4.26
9	56.48	8.53	4.11	55.80	9.09	4.16	55.23	9.53	4.27
10	55.53	8.49	4.11	54.83	9.07	4.16	54.25	9.51	4.27
11	54.58	8.46	4.11	53.87	9.05	4.16	53.27	9.50	4.28
12	53.64	8.43	4.11	52.90	9.03	4.16	52.30	9.48	4.29
13	52.69	8.39	4.10	51.94	9.00	4.16	51.32	9.46	4.29
14	51.75	8.35	4.10	50.98	8.98	4.16	50.34	9.44	4.30
15	50.81	8.32	4.10	50.02	8.95	4.16	49.36	9.42	4.31
16	49.87	8.28	4.10	49.06	8.92	4.16	48.39	9.40	4.31
17	48.94	8.23	4.10	48.11	8.90	4.16	47.42	9.37	4.32
18	48.00	8.19	4.09	47.15	8.87	4.16	46.45	9.35	4.33
19	47.07	8.15	4.09	46.20	8.83	4.16	45.47	9.32	4.34
20	46.14	8.10	4.09	45.25	8.80	4.16	44.51	9.30	4.34
21	45.21	8.06	4.08	44.30	8.77	4.16	43.54	9.27	4.35
22	44.29	8.01	4.08	43.36	8.73	4.16	42.57	9.23	4.36
23	43.37	7.96	4.08	42.41	8.70	4.16	41.61	9.20	4.37
24	42.45	7.91	4.07	41.47	8.66	4.16	40.64	9.17	4.38
25	41.53	7.85	4.07	40.53	8.62	4.16	39.68	9.13	4.39
26	40.62	7.80	4.07	39.59	8.58	4.16	38.72	9.09	4.40
27	39.71	7.74	4.06	38.66	8.54	4.16	37.77	9.05	4.40
28	38.80	7.68	4.06	37.72	8.49	4.16	36.81	9.01	4.41
29	37.90	7.62	4.05	36.79	8.44	4.16	35.86	8.96	4.42
30	36.99	7.56	4.05	35.87	8.40	4.16	34.90	8.92	4.43
31	36.10	7.50	4.04	34.94	8.35	4.16	33.95	8.87	4.44
32	35.20	7.43	4.03	34.02	8.29	4.16	33.01	8.81	4.45
33	34.31	7.36	4.03	33.10	8.24	4.15	32.06	8.76	4.46
34	33.42	7.29	4.02	32.18	8.18	4.15	31.12	8.70	4.48
35	32.54	7.22	4.01	31.27	8.12	4.15	30.18	8.64	4.49
36	31.66	7.15	4.01	30.36	8.06	4.15	29.24	8.58	4.50
37	30.78	7.07	4.00	29.45	8.00	4.15	28.31	8.51	4.51
38	29.91	6.99	3.99	28.55	7.93	4.15	27.38	8.44	4.52
39	29.04	6.91	3.98	27.65	7.87	4.14	26.45	8.37	4.53
40	28.18	6.82	3.97	26.76	7.80	4.14	25.53	8.29	4.54
41	27.32	6.74	3.96	25.86	7.72	4.14	24.61	8.22	4.55
42	26.47	6.65	3.95	24.98	7.65	4.14	23.69	8.13	4.56
43	25.62	6.55	3.93	24.09	7.57	4.13	22.78	8.05	4.57
44	24.78	6.46	3.92	23.22	7.49	4.13	21.87	7.96	4.58
45	23.94	6.36	3.91	22.34	7.40	4.12	20.97	7.86	4.59
46	23.10	6.26	3.89	21.47	7.31	4.12	20.07	7.76	4.60
47	22.27	6.16	3.88	20.61	7.22	4.11	19.18	7.66	4.61
48	21.45	6.05	3.86	19.75	7.13	4.11	18.29	7.56	4.62
49	20.63	5.94	3.84	18.90	7.03	4.10	17.41	7.45	4.63
50	19.82	5.83	3.82	18.05	6.93	4.09	16.54	7.33	4.64
51	19.02	5.71	3.80	17.21	6.82	4.08	15.67	7.21	4.64
52	18.22	5.60	3.78	16.38	6.71	4.07	14.82	7.08	4.65
53	17.42	5.47	3.76	15.55	6.60	4.06	13.97	6.95	4.65
54	16.63	5.35	3.73	14.73	6.48	4.05	13.13	6.81	4.66
55	15.85	5.22	3.71	13.92	6.36	4.04	12.30	6.67	4.66
56	15.08	5.09	3.68	13.11	6.23	4.02	11.49	6.52	4.66
57	14.31	4.96	3.65	12.32	6.10	4.01	10.69	6.35	4.66
58	13.54	4.83	3.62	11.54	5.96	3.99	9.91	6.18	4.65
59	12.78	4.69	3.59	10.77	5.81	3.97	9.15	5.99	4.65
60	12.02	4.55	3.56	10.02	5.65	3.95	8.42	5.78	4.63
61	11.27	4.42	3.52	9.29	5.47	3.92	7.73	5.54	4.62
62	10.52	4.28	3.49	8.58	5.28	3.89	7.09	5.27	4.59
63	9.76	4.15	3.45	7.89	5.06	3.86	6.53	4.96	4.56
64	9.00	4.03	3.41	7.21	4.81	3.82	6.10	4.60	4.52
65	8.24	3.92	3.37	6.48	4.51	3.78	5.96	4.19	4.45
66	7.84	3.83	3.34	6.11	4.40	3.75	5.60	4.07	4.43
67	7.46	3.74	3.31	5.75	4.30	3.73	5.25	3.96	4.42
68	7.10	3.65	3.28	5.41	4.20	3.71	4.92	3.85	4.39
69	6.75	3.56	3.24	5.08	4.09	3.68	4.61	3.73	4.37
70	6.41	3.47	3.20	4.77	3.99	3.65	4.31	3.62	4.34
71	6.09	3.37	3.16	4.48	3.88	3.62	4.03	3.51	4.31
72	5.79	3.28	3.12	4.20	3.78	3.58	3.76	3.39	4.28
73	5.49	3.19	3.08	3.94	3.67	3.55	3.51	3.28	4.25
74	5.21	3.10	3.03	3.69	3.57	3.51	3.27	3.16	4.21
75	4.94	3.00	2.99	3.45	3.46	3.47	3.05	3.05	4.17
76	4.69	2.91	2.94	3.22	3.36	3.42	2.83	2.94	4.13
77	4.44	2.82	2.88	3.01	3.25	3.38	2.63	2.83	4.08
78	4.21	2.73	2.83	2.81	3.15	3.33	2.44	2.72	4.03
79	3.99	2.64	2.77	2.62	3.04	3.28	2.27	2.61	3.98
80	3.78	2.54	2.71	2.44	2.94	3.22	2.10	2.50	3.92
81	3.57	2.45	2.64	2.27	2.84	3.16	1.94	2.39	3.86
82	3.38	2.36	2.57	2.11	2.73	3.10	1.79	2.28	3.79
83	3.20	2.27	2.50	1.96	2.63	3.03	1.65	2.18	3.72
84	3.02	2.18	2.42	1.81	2.53	2.96	1.52	2.07	3.64
85	2.85	2.09	2.33	1.68	2.42	2.88	1.40	1.96	3.56
86	2.69	1.99	2.25	1.55	2.32	2.79	1.28	1.86	3.47
87	2.53	1.90	2.15	1.42	2.21	2.70	1.16	1.75	3.38
88	2.38	1.80	2.04	1.30	2.11	2.60	1.06	1.64	3.27
89	2.24	1.70	1.93	1.19	2.00	2.49	0.95	1.53	3.16
90	2.10	1.60	1.81	1.08	1.89	2.37	0.85	1.42	3.03
91	1.96	1.50	1.67	0.98	1.77	2.23	0.76	1.30	2.89
92	1.82	1.39	1.52	0.87	1.65	2.08	0.66	1.18	2.73
93	1.69	1.27	1.35	0.77	1.53	1.92	0.57	1.06	2.56
94	1.55	1.14	1.17	0.67	1.39	1.73	0.48	0.93	2.36
95	1.40	1.00	0.97	0.56	1.25	1.51	0.39	0.79	2.13
96	1.25	0.85	0.75	0.45	1.10	1.26	0.30	0.64	1.86
97	1.07	0.67	0.52	0.34	0.92	0.98	0.20	0.48	1.55
98	0.85	0.47	0.29	0.22	0.71	0.65	0.12	0.31	1.16
99	0.53	0.23	0.10	0.10	0.44	0.31	0.05	0.14	0.67

Transition matrices giving estimates of healthy life expectancy for self-reported health (SAH) for men																
L.State E.State	Very Good				Good				Fair				Bad/Very Bad			
	VG	G	F	B/VB	VG	G	F	B/VB	VG	G	F	B/VB	VG	G	F	B/VB
Age																
0	0.844	0.143	0.011	0.001	0.558	0.389	0.050	0.003	0.292	0.381	0.309	0.017	0.098	0.151	0.462	0.283
1	0.842	0.146	0.012	0.001	0.553	0.392	0.051	0.003	0.286	0.381	0.315	0.018	0.096	0.149	0.462	0.287
2	0.839	0.148	0.012	0.001	0.549	0.396	0.052	0.003	0.280	0.380	0.320	0.019	0.094	0.147	0.461	0.290
3	0.836	0.151	0.013	0.001	0.544	0.399	0.054	0.003	0.275	0.380	0.326	0.019	0.092	0.145	0.461	0.294
4	0.833	0.153	0.013	0.001	0.539	0.402	0.055	0.003	0.269	0.379	0.331	0.020	0.090	0.144	0.460	0.298
5	0.830	0.156	0.013	0.001	0.534	0.406	0.056	0.003	0.263	0.378	0.336	0.021	0.088	0.142	0.460	0.302
6	0.827	0.158	0.014	0.001	0.529	0.409	0.058	0.004	0.258	0.377	0.342	0.022	0.086	0.140	0.459	0.306
7	0.824	0.161	0.014	0.001	0.525	0.412	0.059	0.004	0.252	0.377	0.347	0.023	0.084	0.138	0.458	0.310
8	0.820	0.164	0.014	0.001	0.520	0.416	0.060	0.004	0.247	0.375	0.353	0.024	0.082	0.137	0.458	0.314
9	0.817	0.166	0.015	0.001	0.515	0.419	0.062	0.004	0.242	0.374	0.358	0.025	0.081	0.135	0.457	0.318
10	0.814	0.169	0.015	0.001	0.510	0.422	0.063	0.004	0.236	0.373	0.364	0.026	0.079	0.133	0.456	0.322
11	0.811	0.172	0.016	0.001	0.506	0.425	0.064	0.004	0.231	0.372	0.369	0.027	0.077	0.132	0.455	0.326
12	0.808	0.174	0.016	0.001	0.501	0.428	0.066	0.004	0.226	0.370	0.375	0.028	0.075	0.130	0.454	0.331
13	0.804	0.177	0.017	0.002	0.496	0.432	0.067	0.005	0.221	0.369	0.380	0.029	0.074	0.128	0.453	0.335
14	0.801	0.180	0.017	0.002	0.491	0.435	0.069	0.005	0.216	0.367	0.386	0.030	0.072	0.126	0.452	0.339
15	0.798	0.183	0.018	0.002	0.486	0.438	0.070	0.005	0.211	0.366	0.391	0.031	0.070	0.125	0.451	0.343
16	0.794	0.186	0.018	0.002	0.482	0.441	0.072	0.005	0.206	0.364	0.397	0.032	0.069	0.123	0.450	0.347
17	0.791	0.188	0.019	0.002	0.477	0.444	0.073	0.005	0.201	0.362	0.402	0.033	0.067	0.121	0.449	0.351
18	0.787	0.191	0.019	0.002	0.472	0.447	0.075	0.005	0.197	0.360	0.407	0.035	0.066	0.120	0.447	0.355
19	0.784	0.194	0.020	0.002	0.467	0.450	0.077	0.006	0.192	0.358	0.413	0.036	0.064	0.118	0.446	0.359
20	0.780	0.197	0.020	0.002	0.463	0.453	0.078	0.006	0.187	0.356	0.418	0.037	0.063	0.116	0.445	0.363
21	0.777	0.200	0.021	0.002	0.458	0.456	0.080	0.006	0.183	0.354	0.423	0.039	0.061	0.115	0.443	0.368
22	0.773	0.203	0.021	0.002	0.453	0.458	0.082	0.006	0.178	0.351	0.429	0.040	0.060	0.113	0.442	0.372
23	0.769	0.206	0.022	0.002	0.448	0.461	0.083	0.006	0.174	0.349	0.434	0.042	0.058	0.111	0.440	0.376
24	0.766	0.209	0.023	0.002	0.444	0.464	0.085	0.007	0.170	0.346	0.439	0.043	0.057	0.110	0.438	0.380
25	0.762	0.212	0.023	0.002	0.439	0.467	0.087	0.007	0.165	0.344	0.444	0.045	0.056	0.108	0.437	0.384
26	0.758	0.215	0.024	0.002	0.434	0.469	0.089	0.007	0.161	0.341	0.449	0.046	0.054	0.107	0.435	0.388
27	0.755	0.218	0.025	0.003	0.429	0.472	0.090	0.007	0.157	0.339	0.454	0.048	0.053	0.105	0.433	0.393
28	0.751	0.221	0.025	0.003	0.425	0.475	0.092	0.007	0.153	0.336	0.459	0.049	0.052	0.103	0.432	0.397
29	0.747	0.224	0.026	0.003	0.420	0.477	0.094	0.008	0.149	0.333	0.464	0.051	0.050	0.102	0.430	0.401
30	0.743	0.227	0.027	0.003	0.415	0.480	0.096	0.008	0.145	0.330	0.469	0.053	0.049	0.100	0.428	0.405
31	0.739	0.230	0.027	0.003	0.411	0.482	0.098	0.008	0.141	0.327	0.474	0.055	0.048	0.099	0.426	0.409
32	0.735	0.233	0.028	0.003	0.406	0.485	0.100	0.008	0.137	0.324	0.479	0.056	0.047	0.097	0.424	0.414
33	0.731	0.236	0.029	0.003	0.401	0.487	0.102	0.009	0.134	0.321	0.483	0.058	0.046	0.096	0.422	0.418
34	0.727	0.239	0.029	0.003	0.397	0.489	0.104	0.009	0.130	0.318	0.488	0.060	0.044	0.094	0.420	0.422
35	0.723	0.242	0.030	0.003	0.392	0.492	0.106	0.009	0.127	0.315	0.493	0.062	0.043	0.093	0.418	0.426
36	0.719	0.245	0.031	0.004	0.387	0.494	0.108	0.010	0.123	0.312	0.497	0.064	0.042	0.091	0.416	0.430
37	0.715	0.249	0.032	0.004	0.383	0.496	0.110	0.010	0.120	0.309	0.501	0.066	0.041	0.090	0.413	0.434
38	0.711	0.252	0.033	0.004	0.378	0.498	0.112	0.010	0.116	0.305	0.506	0.068	0.040	0.088	0.411	0.439
39	0.707	0.255	0.033	0.004	0.374	0.500	0.114	0.010	0.113	0.302	0.510	0.071	0.039	0.087	0.409	0.443
40	0.703	0.258	0.034	0.004	0.369	0.502	0.116	0.011	0.110	0.299	0.514	0.073	0.038	0.085	0.407	0.447
41	0.699	0.261	0.035	0.004	0.365	0.504	0.118	0.011	0.107	0.295	0.518	0.075	0.037	0.084	0.404	0.451
42	0.695	0.264	0.036	0.004	0.360	0.506	0.120	0.011	0.103	0.292	0.522	0.077	0.036	0.082	0.402	0.455
43	0.690	0.267	0.037	0.004	0.356	0.508	0.123	0.012	0.100	0.288	0.526	0.080	0.035	0.081	0.400	0.459
44	0.686	0.270	0.038	0.005	0.351	0.510	0.125	0.012	0.097	0.285	0.530	0.082	0.034	0.079	0.397	0.463
45	0.682	0.274	0.039	0.005	0.347	0.512	0.127	0.013	0.095	0.281	0.534	0.085	0.033	0.078	0.395	0.467
46	0.678	0.277	0.040	0.005	0.342	0.514	0.129	0.013	0.092	0.277	0.537	0.087	0.033	0.077	0.392	0.471
47	0.673	0.280	0.041	0.005	0.338	0.515	0.132	0.013	0.089	0.274	0.541	0.090	0.032	0.075	0.389	0.475
48	0.669	0.283	0.042	0.005	0.334	0.517	0.134	0.014	0.086	0.270	0.544	0.092	0.031	0.074	0.387	0.479
49	0.665	0.286	0.043	0.005	0.329	0.518	0.136	0.014	0.084	0.266	0.548	0.095	0.030	0.073	0.384	0.483
50	0.660	0.289	0.044	0.006	0.325	0.520	0.139	0.014	0.081	0.263	0.551	0.098	0.029	0.071	0.382	0.487
51	0.656	0.293	0.045	0.006	0.321	0.521	0.141	0.015	0.079	0.259	0.554	0.100	0.028	0.070	0.379	0.491
52	0.651	0.296	0.046	0.006	0.316	0.523	0.143	0.015	0.076	0.255	0.557	0.103	0.028	0.069	0.376	0.495
53	0.647	0.299	0.047	0.006	0.312	0.524	0.146	0.016	0.074	0.252	0.560	0.106	0.027	0.067	0.373	0.499
54	0.642	0.302	0.048	0.006	0.308	0.525	0.148	0.016	0.071	0.248	0.563	0.109	0.026	0.066	0.371	0.503
55	0.638	0.305	0.049	0.007	0.304	0.526	0.151	0.017	0.069	0.244	0.565	0.112	0.025	0.065	0.368	0.507
56	0.633	0.308	0.050	0.007	0.299	0.527	0.153	0.017	0.067	0.240	0.568	0.115	0.025	0.064	0.365	0.510
57	0.629	0.311	0.051	0.007	0.295	0.529	0.156	0.018	0.065	0.237	0.570	0.118	0.024	0.062	0.362	0.514
58	0.624	0.314	0.052	0.007	0.291	0.530	0.158	0.018	0.063	0.233	0.573	0.121	0.023	0.061	0.359	0.518
59	0.620	0.318	0.053	0.007	0.287	0.530	0.161	0.019	0.060	0.229	0.575	0.124	0.023	0.060	0.356	0.522
60	0.615	0.321	0.055	0.008	0.283	0.531	0.163	0.019	0.058	0.225	0.577	0.127	0.022	0.059	0.354	0.525
61	0.611	0.324	0.056	0.008	0.279	0.532	0.166	0.020	0.056	0.221	0.579	0.131	0.021	0.058	0.351	0.529
62	0.606	0.327	0.057	0.008	0.275	0.533	0.168	0.020	0.055	0.218	0.580	0.134	0.021	0.057	0.348	0.533
63	0.601	0.330	0.058	0.008	0.271	0.534	0.171	0.021	0.053	0.214	0.582	0.137	0.020	0.055	0.345	0.536
64	0.597	0.333	0.060	0.009	0.267	0.534	0.174	0.021	0.051	0.210	0.584	0.141	0.020	0.054	0.342	0.540
65	0.562	0.327	0.089	0.011	0.228	0.521	0.198	0.033	0.067	0.261	0.513	0.125	0.013	0.083	0.312	0.532
66	0.553	0.331	0.092	0.012	0.221	0.521	0.203	0.034	0.065	0.257	0.515	0.128	0.011	0.078	0.304	0.541
67	0.544	0.336	0.095	0.013	0.214	0.520	0.208	0.036	0.062	0.252	0.517	0.131	0.010	0.074	0.297	0.550
68	0.535	0.340	0.098	0.013	0.208	0.519	0.212	0.037	0.060	0.248	0.519	0.135	0.010	0.070	0.289	0.558
69	0.527	0.344	0.101	0.014	0.202	0.518	0.217	0.038	0.058	0.243	0.521	0.138	0.009	0.066	0.281	0.566
70	0.518															

Transition matrices giving estimates of healthy life expectancy for self-reported health (SAH) for women																
I.State E.State	Very Good				Good				Fair				Bad/Very Bad			
	VG	G	F	B/VB	VG	G	F	B/VB	VG	G	F	B/VB	VG	G	F	B/VB
Age																
0	0.851	0.137	0.011	0.001	0.594	0.362	0.042	0.002	0.309	0.382	0.294	0.015	0.113	0.163	0.463	0.256
1	0.848	0.140	0.011	0.001	0.589	0.366	0.043	0.002	0.303	0.381	0.300	0.016	0.111	0.161	0.463	0.260
2	0.846	0.142	0.011	0.001	0.584	0.369	0.044	0.002	0.297	0.381	0.305	0.017	0.109	0.159	0.463	0.264
3	0.843	0.144	0.012	0.001	0.580	0.373	0.045	0.002	0.291	0.381	0.310	0.017	0.107	0.157	0.463	0.267
4	0.840	0.147	0.012	0.001	0.575	0.376	0.046	0.003	0.285	0.381	0.316	0.018	0.104	0.156	0.463	0.271
5	0.837	0.149	0.012	0.001	0.570	0.380	0.047	0.003	0.279	0.380	0.321	0.019	0.102	0.154	0.462	0.275
6	0.834	0.152	0.013	0.001	0.566	0.383	0.048	0.003	0.274	0.380	0.327	0.020	0.100	0.152	0.462	0.279
7	0.831	0.155	0.013	0.001	0.561	0.387	0.049	0.003	0.268	0.379	0.332	0.020	0.098	0.151	0.462	0.283
8	0.828	0.157	0.014	0.001	0.556	0.390	0.051	0.003	0.262	0.378	0.337	0.021	0.096	0.149	0.462	0.287
9	0.825	0.160	0.014	0.001	0.551	0.394	0.052	0.003	0.257	0.377	0.343	0.022	0.094	0.147	0.461	0.290
10	0.822	0.162	0.014	0.001	0.547	0.397	0.053	0.003	0.251	0.376	0.348	0.023	0.092	0.145	0.461	0.294
11	0.819	0.165	0.015	0.001	0.542	0.400	0.054	0.003	0.246	0.375	0.354	0.024	0.090	0.144	0.460	0.298
12	0.815	0.168	0.015	0.001	0.537	0.404	0.056	0.003	0.241	0.374	0.359	0.025	0.088	0.142	0.460	0.302
13	0.812	0.171	0.016	0.001	0.532	0.407	0.057	0.004	0.235	0.373	0.365	0.026	0.086	0.140	0.459	0.306
14	0.809	0.173	0.016	0.001	0.528	0.410	0.058	0.004	0.230	0.372	0.370	0.027	0.084	0.138	0.458	0.310
15	0.806	0.176	0.017	0.002	0.523	0.414	0.059	0.004	0.225	0.370	0.376	0.028	0.082	0.137	0.458	0.314
16	0.802	0.179	0.017	0.002	0.518	0.417	0.061	0.004	0.220	0.369	0.381	0.029	0.081	0.135	0.457	0.318
17	0.799	0.182	0.018	0.002	0.513	0.420	0.062	0.004	0.215	0.367	0.387	0.030	0.079	0.133	0.456	0.322
18	0.796	0.184	0.018	0.002	0.508	0.423	0.064	0.004	0.210	0.365	0.392	0.031	0.077	0.132	0.455	0.326
19	0.792	0.187	0.019	0.002	0.504	0.427	0.065	0.004	0.205	0.363	0.397	0.032	0.075	0.130	0.454	0.331
20	0.789	0.190	0.019	0.002	0.499	0.430	0.066	0.004	0.200	0.362	0.403	0.034	0.074	0.128	0.453	0.335
21	0.785	0.193	0.020	0.002	0.494	0.433	0.068	0.005	0.196	0.360	0.408	0.035	0.072	0.126	0.452	0.339
22	0.782	0.196	0.020	0.002	0.489	0.436	0.069	0.005	0.191	0.357	0.414	0.036	0.070	0.125	0.451	0.343
23	0.778	0.199	0.021	0.002	0.484	0.439	0.071	0.005	0.186	0.355	0.419	0.038	0.069	0.123	0.450	0.347
24	0.775	0.202	0.021	0.002	0.480	0.442	0.073	0.005	0.182	0.353	0.424	0.039	0.067	0.121	0.449	0.351
25	0.771	0.205	0.022	0.002	0.475	0.445	0.074	0.005	0.177	0.351	0.429	0.040	0.066	0.120	0.447	0.355
26	0.767	0.208	0.022	0.002	0.470	0.448	0.076	0.005	0.173	0.348	0.435	0.042	0.064	0.118	0.446	0.359
27	0.764	0.211	0.023	0.002	0.465	0.451	0.077	0.006	0.169	0.346	0.440	0.043	0.063	0.116	0.445	0.363
28	0.760	0.214	0.024	0.002	0.461	0.454	0.079	0.006	0.165	0.343	0.445	0.045	0.061	0.115	0.443	0.368
29	0.756	0.217	0.024	0.003	0.456	0.457	0.081	0.006	0.160	0.341	0.450	0.046	0.060	0.113	0.442	0.372
30	0.752	0.220	0.025	0.003	0.451	0.460	0.082	0.006	0.156	0.338	0.455	0.048	0.058	0.111	0.440	0.376
31	0.749	0.223	0.026	0.003	0.446	0.462	0.084	0.006	0.152	0.335	0.460	0.050	0.057	0.110	0.438	0.380
32	0.745	0.226	0.026	0.003	0.442	0.465	0.086	0.007	0.148	0.333	0.465	0.051	0.056	0.108	0.437	0.384
33	0.741	0.229	0.027	0.003	0.437	0.468	0.088	0.007	0.144	0.330	0.470	0.053	0.054	0.107	0.435	0.388
34	0.737	0.232	0.028	0.003	0.432	0.471	0.089	0.007	0.141	0.327	0.475	0.055	0.053	0.105	0.433	0.393
35	0.733	0.235	0.028	0.003	0.427	0.473	0.091	0.007	0.137	0.324	0.479	0.057	0.052	0.103	0.432	0.397
36	0.729	0.238	0.029	0.003	0.423	0.476	0.093	0.008	0.133	0.321	0.484	0.059	0.050	0.102	0.430	0.401
37	0.725	0.241	0.030	0.003	0.418	0.478	0.095	0.008	0.129	0.318	0.489	0.061	0.049	0.100	0.428	0.405
38	0.721	0.244	0.031	0.003	0.413	0.481	0.097	0.008	0.126	0.314	0.493	0.063	0.048	0.099	0.426	0.409
39	0.717	0.247	0.031	0.004	0.409	0.483	0.099	0.008	0.122	0.311	0.498	0.065	0.047	0.097	0.424	0.414
40	0.713	0.250	0.032	0.004	0.404	0.486	0.101	0.009	0.119	0.308	0.502	0.067	0.046	0.096	0.422	0.418
41	0.709	0.253	0.033	0.004	0.399	0.488	0.103	0.009	0.116	0.305	0.507	0.069	0.044	0.094	0.420	0.422
42	0.705	0.257	0.034	0.004	0.395	0.490	0.105	0.009	0.112	0.301	0.511	0.071	0.043	0.093	0.418	0.426
43	0.701	0.260	0.035	0.004	0.390	0.493	0.107	0.009	0.109	0.298	0.515	0.073	0.042	0.091	0.416	0.430
44	0.696	0.263	0.036	0.004	0.386	0.495	0.109	0.010	0.106	0.295	0.519	0.075	0.041	0.090	0.413	0.434
45	0.692	0.266	0.037	0.004	0.381	0.497	0.111	0.010	0.103	0.291	0.523	0.078	0.040	0.088	0.411	0.439
46	0.688	0.269	0.037	0.005	0.376	0.499	0.113	0.010	0.100	0.288	0.527	0.080	0.039	0.087	0.409	0.443
47	0.684	0.272	0.038	0.005	0.372	0.501	0.115	0.011	0.097	0.284	0.531	0.082	0.038	0.085	0.407	0.447
48	0.679	0.275	0.039	0.005	0.367	0.503	0.117	0.011	0.094	0.280	0.534	0.085	0.037	0.084	0.404	0.451
49	0.675	0.279	0.040	0.005	0.363	0.505	0.119	0.011	0.091	0.277	0.538	0.087	0.036	0.082	0.402	0.455
50	0.671	0.282	0.041	0.005	0.358	0.507	0.121	0.012	0.089	0.273	0.542	0.090	0.035	0.081	0.400	0.459
51	0.666	0.285	0.042	0.005	0.354	0.509	0.124	0.012	0.086	0.270	0.545	0.093	0.034	0.079	0.397	0.463
52	0.662	0.288	0.043	0.006	0.349	0.511	0.126	0.012	0.083	0.266	0.548	0.095	0.033	0.078	0.395	0.467
53	0.658	0.291	0.044	0.006	0.345	0.513	0.128	0.013	0.081	0.262	0.551	0.098	0.033	0.077	0.392	0.471
54	0.653	0.294	0.045	0.006	0.341	0.514	0.130	0.013	0.078	0.258	0.555	0.101	0.032	0.075	0.389	0.475
55	0.649	0.298	0.046	0.006	0.336	0.516	0.133	0.013	0.076	0.255	0.557	0.104	0.031	0.074	0.387	0.479
56	0.644	0.301	0.047	0.006	0.332	0.517	0.135	0.014	0.073	0.251	0.560	0.107	0.030	0.073	0.384	0.483
57	0.640	0.304	0.048	0.006	0.327	0.519	0.137	0.014	0.071	0.247	0.563	0.109	0.029	0.071	0.382	0.487
58	0.635	0.307	0.050	0.007	0.323	0.520	0.140	0.015	0.069	0.243	0.566	0.112	0.028	0.070	0.379	0.491
59	0.631	0.310	0.051	0.007	0.319	0.522	0.142	0.015	0.066	0.240	0.568	0.115	0.028	0.069	0.376	0.495
60	0.626	0.313	0.052	0.007	0.315	0.523	0.144	0.015	0.064	0.236	0.571	0.119	0.027	0.067	0.373	0.499
61	0.622	0.316	0.053	0.007	0.310	0.524	0.147	0.016	0.062	0.232	0.573	0.122	0.026	0.066	0.371	0.503
62	0.617	0.319	0.054	0.008	0.306	0.526	0.149	0.016	0.060	0.228	0.575	0.125	0.025	0.065	0.368	0.507
63	0.613	0.322	0.055	0.008	0.302	0.527	0.152	0.017	0.058	0.225	0.577	0.128	0.025	0.064	0.365	0.510
64	0.608	0.325	0.057	0.008	0.298	0.528	0.154	0.017	0.056	0.221	0.579	0.131	0.024	0.062	0.362	0.514
65	0.582	0.316	0.082	0.010	0.201	0.518	0.218	0.039	0.072	0.269	0.509	0.119	0.011	0.074	0.297	0.549
66	0.573	0.321	0.085	0.011	0.195	0.516	0.223	0.040	0.069	0.264	0.511	0.122	0.010	0.070	0.290	0.557
67	0.565	0.325	0.088	0.011	0.189	0.515	0.227	0.042	0.067	0.260	0.514	0.126	0.009	0.066	0.282	0.565
68	0.556	0.330	0.090	0.012	0.183	0.513	0.232	0.043	0.064	0.256	0.516	0.129	0.008	0.062	0.274	0.573
69	0.547	0.334	0.094	0.012	0.177	0.511	0.237	0.045	0.062	0.251	0.518	0.132	0.007	0.058	0.266	0.580
70	0.539															

Transition matrices giving estimates of healthy life expectancy for hampering health (HH) condition for men									
I.State	None/Slight			Some			Severe		
E.State	N/S	Some	Severe	N/S	Some	Severe	N/S	Some	Severe
Age									
0	0.975	0.023	0.002	0.634	0.342	0.024	0.303	0.583	0.114
1	0.974	0.024	0.002	0.629	0.346	0.024	0.294	0.587	0.118
2	0.974	0.024	0.002	0.623	0.351	0.025	0.286	0.590	0.123
3	0.973	0.025	0.002	0.618	0.355	0.026	0.278	0.593	0.128
4	0.972	0.026	0.002	0.613	0.360	0.027	0.270	0.596	0.133
5	0.972	0.026	0.002	0.607	0.364	0.028	0.262	0.599	0.138
6	0.971	0.027	0.002	0.602	0.369	0.028	0.254	0.601	0.144
7	0.970	0.028	0.002	0.596	0.373	0.029	0.247	0.603	0.149
8	0.969	0.028	0.002	0.591	0.378	0.030	0.239	0.605	0.155
9	0.969	0.029	0.002	0.586	0.382	0.031	0.232	0.606	0.160
10	0.968	0.030	0.002	0.580	0.387	0.032	0.225	0.608	0.166
11	0.967	0.030	0.002	0.575	0.391	0.033	0.217	0.609	0.172
12	0.966	0.031	0.002	0.569	0.395	0.034	0.210	0.609	0.178
13	0.965	0.032	0.002	0.564	0.400	0.035	0.204	0.610	0.185
14	0.965	0.033	0.002	0.558	0.404	0.036	0.197	0.610	0.191
15	0.964	0.033	0.002	0.553	0.409	0.038	0.190	0.610	0.197
16	0.963	0.034	0.003	0.547	0.413	0.039	0.184	0.610	0.204
17	0.962	0.035	0.003	0.541	0.417	0.040	0.177	0.609	0.211
18	0.961	0.036	0.003	0.536	0.422	0.041	0.171	0.608	0.217
19	0.960	0.037	0.003	0.530	0.426	0.042	0.165	0.607	0.224
20	0.959	0.037	0.003	0.525	0.430	0.043	0.159	0.606	0.232
21	0.958	0.038	0.003	0.519	0.434	0.045	0.154	0.604	0.239
22	0.957	0.039	0.003	0.514	0.439	0.046	0.148	0.602	0.246
23	0.956	0.040	0.003	0.508	0.443	0.047	0.143	0.600	0.253
24	0.955	0.041	0.003	0.502	0.447	0.049	0.137	0.597	0.261
25	0.954	0.042	0.003	0.497	0.451	0.050	0.132	0.595	0.269
26	0.953	0.043	0.004	0.491	0.455	0.051	0.127	0.592	0.276
27	0.952	0.044	0.004	0.486	0.459	0.053	0.122	0.589	0.284
28	0.951	0.045	0.004	0.480	0.463	0.054	0.117	0.585	0.292
29	0.950	0.046	0.004	0.474	0.467	0.056	0.113	0.581	0.300
30	0.948	0.047	0.004	0.469	0.471	0.057	0.108	0.577	0.308
31	0.947	0.048	0.004	0.463	0.475	0.059	0.104	0.573	0.316
32	0.946	0.049	0.004	0.458	0.479	0.061	0.099	0.569	0.324
33	0.945	0.050	0.004	0.452	0.482	0.062	0.095	0.564	0.332
34	0.944	0.051	0.005	0.447	0.486	0.064	0.091	0.559	0.341
35	0.942	0.052	0.005	0.441	0.490	0.066	0.087	0.554	0.349
36	0.941	0.053	0.005	0.436	0.494	0.067	0.084	0.549	0.357
37	0.940	0.054	0.005	0.430	0.497	0.069	0.080	0.544	0.366
38	0.938	0.055	0.005	0.425	0.501	0.071	0.077	0.538	0.374
39	0.937	0.056	0.005	0.419	0.504	0.073	0.073	0.532	0.383
40	0.936	0.058	0.005	0.414	0.508	0.075	0.070	0.526	0.391
41	0.934	0.059	0.006	0.408	0.511	0.077	0.067	0.520	0.400
42	0.933	0.060	0.006	0.403	0.514	0.079	0.064	0.514	0.408
43	0.931	0.061	0.006	0.397	0.518	0.080	0.061	0.507	0.417
44	0.930	0.063	0.006	0.392	0.521	0.083	0.058	0.501	0.425
45	0.929	0.064	0.006	0.387	0.524	0.085	0.055	0.494	0.434
46	0.927	0.065	0.006	0.381	0.527	0.087	0.053	0.487	0.442
47	0.925	0.066	0.007	0.376	0.530	0.089	0.050	0.480	0.451
48	0.924	0.068	0.007	0.371	0.533	0.091	0.048	0.473	0.459
49	0.922	0.069	0.007	0.365	0.536	0.093	0.046	0.466	0.468
50	0.921	0.070	0.007	0.360	0.538	0.095	0.043	0.458	0.476
51	0.919	0.072	0.007	0.355	0.541	0.098	0.041	0.451	0.484
52	0.917	0.073	0.008	0.350	0.544	0.100	0.039	0.443	0.492
53	0.916	0.074	0.008	0.345	0.546	0.102	0.037	0.436	0.500
54	0.914	0.076	0.008	0.339	0.549	0.105	0.035	0.428	0.508
55	0.912	0.077	0.008	0.334	0.551	0.107	0.033	0.420	0.516
56	0.911	0.079	0.009	0.329	0.554	0.109	0.031	0.413	0.524
57	0.909	0.080	0.009	0.324	0.556	0.112	0.030	0.405	0.532
58	0.907	0.082	0.009	0.319	0.558	0.114	0.028	0.397	0.539
59	0.905	0.083	0.009	0.314	0.560	0.117	0.027	0.389	0.547
60	0.903	0.085	0.010	0.309	0.562	0.120	0.025	0.381	0.554
61	0.901	0.086	0.010	0.304	0.564	0.122	0.024	0.373	0.561
62	0.899	0.088	0.010	0.299	0.566	0.125	0.022	0.365	0.568
63	0.897	0.090	0.010	0.295	0.568	0.127	0.021	0.357	0.575
64	0.895	0.091	0.011	0.290	0.570	0.130	0.020	0.350	0.582
65	0.848	0.103	0.028	0.301	0.504	0.159	0.127	0.234	0.583
66	0.842	0.107	0.029	0.295	0.506	0.162	0.123	0.231	0.588
67	0.835	0.111	0.031	0.288	0.507	0.166	0.119	0.227	0.592
68	0.828	0.114	0.032	0.282	0.508	0.170	0.116	0.224	0.597
69	0.821	0.118	0.034	0.275	0.509	0.174	0.112	0.221	0.602
70	0.814	0.122	0.035	0.269	0.509	0.178	0.108	0.218	0.606
71	0.807	0.126	0.037	0.263	0.510	0.181	0.105	0.214	0.610
72	0.800	0.130	0.038	0.257	0.510	0.185	0.102	0.211	0.614
73	0.792	0.134	0.040	0.250	0.510	0.189	0.098	0.208	0.618
74	0.784	0.138	0.042	0.244	0.510	0.193	0.095	0.204	0.622
75	0.776	0.142	0.044	0.239	0.510	0.197	0.092	0.201	0.626
76	0.768	0.146	0.046	0.233	0.510	0.201	0.089	0.197	0.630
77	0.760	0.150	0.048	0.227	0.510	0.205	0.086	0.194	0.633
78	0.751	0.154	0.049	0.221	0.509	0.209	0.083	0.191	0.636
79	0.742	0.158	0.051	0.216	0.508	0.213	0.080	0.187	0.640
80	0.734	0.162	0.054	0.210	0.508	0.217	0.077	0.184	0.643
81	0.725	0.166	0.056	0.205	0.507	0.221	0.074	0.180	0.645
82	0.716	0.169	0.058	0.199	0.505	0.225	0.072	0.177	0.648
83	0.706	0.173	0.060	0.194	0.504	0.229	0.069	0.173	0.651
84	0.697	0.177	0.062	0.189	0.503	0.233	0.067	0.170	0.653
85	0.688	0.181	0.064	0.184	0.501	0.237	0.064	0.167	0.655
86	0.678	0.185	0.067	0.179	0.499	0.241	0.062	0.163	0.657
87	0.668	0.189	0.069	0.174	0.497	0.245	0.060	0.160	0.659
88	0.658	0.192	0.071	0.169	0.495	0.249	0.057	0.156	0.661
89	0.648	0.196	0.074	0.164	0.493	0.253	0.055	0.153	0.662
90	0.638	0.199	0.076	0.160	0.491	0.257	0.053	0.150	0.664
91	0.628	0.203	0.078	0.155	0.488	0.261	0.051	0.147	0.665
92	0.618	0.206	0.081	0.151	0.486	0.265	0.049	0.143	0.666
93	0.608	0.209	0.083	0.146	0.483	0.268	0.047	0.140	0.667
94	0.597	0.213	0.086	0.142	0.480	0.272	0.045	0.137	0.667
95	0.587	0.216	0.088	0.138	0.477	0.276	0.044	0.134	0.668
96	0.576	0.219	0.090	0.133	0.474	0.279	0.042	0.130	0.668
97	0.566	0.221	0.093	0.129	0.470	0.283	0.040	0.127	0.668
98	0.555	0.224	0.095	0.125	0.467	0.287	0.039	0.124	0.668
99	0.544	0.227	0.098	0.122	0.464	0.290	0.037	0.121	0.668

Transition matrices giving estimates of healthy life expectancy for hampering health (HH) condition for women									
I.State	None/Slight			Some			Severe		
E.State	N/S	Some	Severe	N/S	Some	Severe	N/S	Some	Severe
Age									
0	0.982	0.017	0.001	0.653	0.326	0.021	0.379	0.542	0.079
1	0.982	0.017	0.001	0.648	0.330	0.022	0.370	0.547	0.082
2	0.981	0.017	0.001	0.642	0.335	0.022	0.361	0.553	0.086
3	0.981	0.018	0.001	0.637	0.339	0.023	0.352	0.558	0.090
4	0.980	0.018	0.001	0.632	0.344	0.024	0.343	0.563	0.094
5	0.980	0.019	0.001	0.627	0.348	0.025	0.334	0.567	0.098
6	0.979	0.019	0.001	0.621	0.353	0.025	0.326	0.572	0.102
7	0.979	0.020	0.001	0.616	0.357	0.026	0.317	0.576	0.106
8	0.978	0.020	0.001	0.611	0.361	0.027	0.309	0.580	0.111
9	0.978	0.021	0.001	0.605	0.366	0.028	0.300	0.584	0.115
10	0.977	0.021	0.001	0.600	0.370	0.029	0.292	0.588	0.120
11	0.976	0.022	0.001	0.594	0.375	0.030	0.284	0.591	0.125
12	0.976	0.023	0.001	0.589	0.379	0.031	0.276	0.594	0.130
13	0.975	0.023	0.001	0.584	0.384	0.032	0.268	0.597	0.135
14	0.974	0.024	0.002	0.578	0.388	0.033	0.260	0.599	0.140
15	0.974	0.024	0.002	0.573	0.393	0.034	0.252	0.602	0.145
16	0.973	0.025	0.002	0.567	0.397	0.035	0.244	0.604	0.151
17	0.972	0.026	0.002	0.562	0.401	0.036	0.237	0.605	0.156
18	0.972	0.026	0.002	0.556	0.406	0.037	0.230	0.607	0.162
19	0.971	0.027	0.002	0.551	0.410	0.038	0.222	0.608	0.168
20	0.970	0.027	0.002	0.545	0.415	0.039	0.215	0.609	0.174
21	0.970	0.028	0.002	0.539	0.419	0.040	0.208	0.610	0.180
22	0.969	0.029	0.002	0.534	0.423	0.041	0.202	0.610	0.186
23	0.968	0.030	0.002	0.528	0.427	0.043	0.195	0.610	0.193
24	0.967	0.030	0.002	0.523	0.432	0.044	0.188	0.610	0.199
25	0.966	0.031	0.002	0.517	0.436	0.045	0.182	0.610	0.206
26	0.966	0.032	0.002	0.512	0.440	0.046	0.176	0.609	0.213
27	0.965	0.032	0.002	0.506	0.444	0.048	0.170	0.608	0.220
28	0.964	0.033	0.002	0.500	0.448	0.049	0.164	0.607	0.227
29	0.963	0.034	0.003	0.495	0.452	0.051	0.158	0.605	0.234
30	0.962	0.035	0.003	0.489	0.457	0.052	0.152	0.604	0.241
31	0.961	0.036	0.003	0.484	0.461	0.053	0.146	0.602	0.248
32	0.960	0.036	0.003	0.478	0.465	0.055	0.141	0.599	0.256
33	0.959	0.037	0.003	0.472	0.468	0.056	0.136	0.597	0.263
34	0.958	0.038	0.003	0.467	0.472	0.058	0.131	0.594	0.271
35	0.957	0.039	0.003	0.461	0.476	0.060	0.125	0.591	0.279
36	0.956	0.040	0.003	0.456	0.480	0.061	0.121	0.588	0.286
37	0.955	0.041	0.003	0.450	0.484	0.063	0.116	0.584	0.294
38	0.954	0.042	0.003	0.445	0.488	0.065	0.111	0.580	0.302
39	0.953	0.043	0.004	0.439	0.491	0.066	0.107	0.576	0.310
40	0.952	0.044	0.004	0.434	0.495	0.068	0.102	0.572	0.318
41	0.951	0.045	0.004	0.428	0.498	0.070	0.098	0.567	0.327
42	0.950	0.046	0.004	0.423	0.502	0.072	0.094	0.563	0.335
43	0.949	0.047	0.004	0.417	0.505	0.073	0.090	0.558	0.343
44	0.947	0.048	0.004	0.412	0.509	0.075	0.086	0.553	0.352
45	0.946	0.049	0.004	0.406	0.512	0.077	0.083	0.547	0.360
46	0.945	0.050	0.004	0.401	0.515	0.079	0.079	0.542	0.368
47	0.944	0.051	0.004	0.396	0.519	0.081	0.076	0.536	0.377
48	0.943	0.052	0.005	0.390	0.522	0.083	0.072	0.530	0.385
49	0.941	0.053	0.005	0.385	0.525	0.085	0.069	0.524	0.394
50	0.940	0.054	0.005	0.379	0.528	0.087	0.066	0.518	0.402
51	0.939	0.055	0.005	0.374	0.531	0.090	0.063	0.512	0.411
52	0.937	0.056	0.005	0.369	0.534	0.092	0.060	0.505	0.419
53	0.936	0.057	0.005	0.364	0.537	0.094	0.057	0.499	0.428
54	0.935	0.059	0.006	0.358	0.539	0.096	0.054	0.492	0.436
55	0.933	0.060	0.006	0.353	0.542	0.098	0.052	0.485	0.445
56	0.932	0.061	0.006	0.348	0.545	0.101	0.049	0.478	0.453
57	0.930	0.062	0.006	0.343	0.547	0.103	0.047	0.471	0.462
58	0.929	0.064	0.006	0.338	0.550	0.105	0.045	0.463	0.470
59	0.927	0.065	0.006	0.333	0.552	0.108	0.042	0.456	0.478
60	0.926	0.066	0.007	0.327	0.555	0.110	0.040	0.449	0.486
61	0.924	0.067	0.007	0.322	0.557	0.113	0.038	0.441	0.495
62	0.923	0.069	0.007	0.317	0.559	0.115	0.036	0.433	0.503
63	0.921	0.070	0.007	0.312	0.561	0.118	0.034	0.426	0.511
64	0.919	0.071	0.007	0.307	0.563	0.120	0.033	0.418	0.519
65	0.837	0.110	0.030	0.269	0.509	0.177	0.151	0.251	0.553
66	0.830	0.114	0.032	0.263	0.510	0.181	0.146	0.248	0.559
67	0.823	0.117	0.033	0.257	0.510	0.185	0.142	0.245	0.564
68	0.816	0.121	0.035	0.251	0.510	0.189	0.138	0.242	0.570
69	0.809	0.125	0.036	0.245	0.510	0.193	0.133	0.239	0.575
70	0.801	0.129	0.038	0.239	0.510	0.197	0.129	0.236	0.580
71	0.794	0.133	0.040	0.233	0.510	0.201	0.125	0.232	0.585
72	0.786	0.137	0.042	0.227	0.510	0.205	0.122	0.229	0.590
73	0.778	0.141	0.043	0.222	0.509	0.209	0.118	0.226	0.594
74	0.770	0.145	0.045	0.216	0.508	0.213	0.114	0.223	0.599
75	0.761	0.149	0.047	0.210	0.508	0.217	0.110	0.219	0.603
76	0.753	0.153	0.049	0.205	0.507	0.221	0.107	0.216	0.608
77	0.744	0.157	0.051	0.200	0.505	0.225	0.103	0.213	0.612
78	0.736	0.161	0.053	0.194	0.504	0.229	0.100	0.209	0.616
79	0.727	0.165	0.055	0.189	0.503	0.233	0.097	0.206	0.620
80	0.718	0.169	0.057	0.184	0.501	0.237	0.094	0.203	0.624
81	0.708	0.173	0.059	0.179	0.499	0.241	0.090	0.199	0.628
82	0.699	0.176	0.062	0.174	0.497	0.245	0.087	0.196	0.631
83	0.690	0.180	0.064	0.169	0.495	0.249	0.084	0.193	0.635
84	0.680	0.184	0.066	0.165	0.493	0.253	0.082	0.189	0.638
85	0.670	0.188	0.068	0.160	0.491	0.257	0.079	0.186	0.641
86	0.661	0.191	0.071	0.155	0.488	0.260	0.076	0.182	0.644
87	0.651	0.195	0.073	0.151	0.486	0.264	0.073	0.179	0.647
88	0.641	0.199	0.075	0.146	0.483	0.268	0.071	0.175	0.649
89	0.630	0.202	0.078	0.142	0.480	0.272	0.068	0.172	0.652
90	0.620	0.205	0.080	0.138	0.477	0.276	0.066	0.169	0.654
91	0.610	0.209	0.083	0.134	0.474	0.279	0.063	0.165	0.656
92	0.599	0.212	0.085	0.130	0.471	0.283	0.061	0.162	0.658
93	0.589	0.215	0.087	0.126	0.467	0.287	0.059	0.158	0.660
94	0.578	0.218	0.090	0.122	0.464	0.290	0.056	0.155	0.661
95	0.568	0.221	0.092	0.118	0.460	0.294	0.054	0.152	0.663
96	0.557	0.224	0.095	0.114	0.456	0.297	0.052	0.148	0.664
97	0.547	0.226	0.097	0.111	0.453	0.300	0.050	0.145	0.665
98	0.536	0.229	0.100	0.107	0.449	0.304	0.048	0.142	0.666
99	0.525	0.231	0.102	0.104	0.445	0.307	0.046	0.139	0.667



## A1.3 Finland

Expected time spent in each health state for self-reported health (SAH) for men																
L.State	Very Good				Good				Fair				Bad/Very Bad			
	VG	G	F	B/VB	VG	G	F	B/VB	VG	G	F	B/VB	VG	G	F	B/VB
E.State																
Age																
0	18.95	33.50	19.08	7.49	18.28	34.10	19.14	7.49	17.93	34.21	19.38	7.50	17.28	33.72	19.83	7.79
1	18.36	33.12	19.06	7.49	17.69	33.72	19.12	7.49	17.33	33.83	19.37	7.50	16.68	33.31	19.81	7.80
2	17.78	32.72	19.03	7.49	17.10	33.34	19.09	7.49	16.74	33.43	19.35	7.49	16.09	32.90	19.79	7.80
3	17.22	32.32	19.00	7.49	16.53	32.94	19.06	7.49	16.16	33.03	19.34	7.49	15.52	32.47	19.77	7.81
4	16.66	31.92	18.96	7.49	15.97	32.54	19.03	7.49	15.59	32.62	19.32	7.49	14.95	32.03	19.74	7.82
5	16.11	31.50	18.93	7.49	15.41	32.13	19.00	7.49	15.03	32.20	19.30	7.49	14.39	31.59	19.72	7.83
6	15.58	31.08	18.89	7.49	14.87	31.71	18.97	7.49	14.48	31.77	19.29	7.49	13.85	31.13	19.69	7.83
7	15.05	30.65	18.85	7.48	14.33	31.28	18.94	7.49	13.94	31.33	19.26	7.49	13.32	30.67	19.66	7.84
8	14.53	30.21	18.81	7.48	13.81	30.84	18.90	7.49	13.41	30.89	19.24	7.49	12.79	30.20	19.63	7.85
9	14.03	29.77	18.77	7.48	13.30	30.40	18.86	7.48	12.90	30.43	19.22	7.49	12.28	29.72	19.59	7.85
10	13.53	29.32	18.72	7.48	12.79	29.95	18.82	7.48	12.39	29.97	19.19	7.49	11.78	29.23	19.55	7.86
11	13.05	28.86	18.67	7.48	12.30	29.49	18.78	7.48	11.90	29.49	19.16	7.49	11.29	28.73	19.51	7.87
12	12.57	28.39	18.62	7.48	11.82	29.02	18.73	7.48	11.41	29.01	19.13	7.49	10.81	28.22	19.47	7.88
13	12.11	27.92	18.56	7.47	11.35	28.55	18.68	7.48	10.94	28.52	19.10	7.49	10.34	27.70	19.42	7.88
14	11.66	27.44	18.50	7.47	10.89	28.07	18.62	7.48	10.48	28.03	19.06	7.49	9.89	27.18	19.37	7.89
15	11.21	26.95	18.44	7.47	10.45	27.58	18.57	7.47	10.02	27.52	19.02	7.49	9.45	26.65	19.31	7.90
16	10.78	26.46	18.37	7.47	10.01	27.09	18.51	7.47	9.58	27.01	18.98	7.49	9.01	26.11	19.25	7.90
17	10.36	25.96	18.30	7.46	9.58	26.59	18.44	7.47	9.16	26.49	18.93	7.48	8.59	25.56	19.19	7.91
18	9.95	25.46	18.23	7.46	9.17	26.08	18.38	7.47	8.74	25.96	18.88	7.48	8.18	25.00	19.12	7.92
19	9.55	24.95	18.15	7.46	8.76	25.57	18.30	7.46	8.33	25.43	18.83	7.48	7.78	24.44	19.04	7.92
20	9.16	24.44	18.07	7.45	8.37	25.05	18.23	7.46	7.94	24.89	18.77	7.48	7.40	23.87	18.96	7.93
21	8.78	23.92	17.98	7.45	7.99	24.52	18.15	7.46	7.56	24.34	18.71	7.48	7.02	23.30	18.88	7.94
22	8.42	23.40	17.88	7.44	7.62	23.99	18.06	7.45	7.18	23.78	18.65	7.48	6.66	22.72	18.78	7.94
23	8.06	22.87	17.78	7.44	7.26	23.46	17.97	7.45	6.82	23.23	18.57	7.47	6.31	22.13	18.69	7.95
24	7.71	22.34	17.68	7.43	6.91	22.92	17.87	7.44	6.47	22.66	18.50	7.47	5.97	21.54	18.58	7.95
25	7.38	21.81	17.57	7.43	6.57	22.38	17.77	7.44	6.14	22.09	18.42	7.47	5.64	20.95	18.47	7.96
26	7.05	21.28	17.45	7.42	6.25	21.83	17.67	7.43	5.81	21.52	18.33	7.47	5.33	20.35	18.35	7.96
27	6.74	20.74	17.33	7.41	5.93	21.28	17.55	7.43	5.49	20.94	18.23	7.46	5.02	19.75	18.23	7.96
28	6.44	20.20	17.20	7.41	5.63	20.73	17.43	7.42	5.19	20.36	18.13	7.46	4.73	19.14	18.09	7.97
29	6.14	19.66	17.06	7.40	5.33	20.18	17.31	7.41	4.90	19.77	18.03	7.45	4.45	18.54	17.95	7.97
30	5.86	19.12	16.92	7.39	5.05	19.63	17.17	7.40	4.61	19.19	17.91	7.45	4.17	17.93	17.80	7.97
31	5.59	18.58	16.77	7.38	4.78	19.07	17.03	7.40	4.34	18.60	17.79	7.44	3.91	17.32	17.64	7.97
32	5.32	18.05	16.61	7.37	4.51	18.52	16.89	7.39	4.08	18.01	17.66	7.44	3.67	16.72	17.47	7.97
33	5.07	17.51	16.45	7.35	4.26	17.97	16.73	7.37	3.83	17.42	17.52	7.43	3.43	16.11	17.29	7.97
34	4.83	16.97	16.28	7.34	4.02	17.41	16.57	7.36	3.59	16.83	17.38	7.42	3.20	15.51	17.10	7.97
35	4.60	16.44	16.10	7.33	3.79	16.86	16.40	7.35	3.36	16.24	17.22	7.42	2.98	14.91	16.90	7.96
36	4.37	15.91	15.91	7.31	3.56	16.32	16.22	7.34	3.14	15.66	17.06	7.41	2.78	14.32	16.69	7.96
37	4.16	15.39	15.71	7.29	3.35	15.77	16.03	7.32	2.93	15.07	16.89	7.40	2.58	13.73	16.47	7.95
38	3.95	14.87	15.51	7.27	3.15	15.23	15.84	7.30	2.74	14.50	16.70	7.39	2.40	13.14	16.24	7.94
39	3.75	14.36	15.30	7.25	2.95	14.70	15.64	7.29	2.55	13.92	16.51	7.37	2.22	12.56	16.00	7.93
40	3.57	13.85	15.08	7.23	2.77	14.17	15.43	7.27	2.37	13.35	16.31	7.36	2.05	11.99	15.75	7.92
41	3.39	13.35	14.85	7.21	2.59	13.65	15.21	7.25	2.20	12.79	16.10	7.35	1.90	11.43	15.49	7.90
42	3.22	12.86	14.62	7.18	2.43	13.13	14.98	7.22	2.04	12.23	15.88	7.33	1.75	10.88	15.22	7.89
43	3.05	12.38	14.38	7.15	2.27	12.62	14.75	7.20	1.88	11.69	15.64	7.31	1.61	10.34	14.93	7.87
44	2.90	11.90	14.13	7.13	2.12	12.12	14.51	7.17	1.74	11.15	15.40	7.29	1.48	9.81	14.64	7.85
45	2.75	11.44	13.88	7.09	1.98	11.63	14.26	7.14	1.60	10.62	15.15	7.27	1.36	9.30	14.34	7.82
46	2.61	10.98	13.61	7.06	1.84	11.15	14.00	7.11	1.48	10.10	14.89	7.24	1.24	8.79	14.03	7.79
47	2.48	10.54	13.35	7.02	1.72	10.68	13.74	7.08	1.36	9.60	14.62	7.22	1.14	8.31	13.71	7.76
48	2.36	10.11	13.07	6.99	1.60	10.22	13.47	7.04	1.25	9.10	14.34	7.19	1.04	7.83	13.39	7.73
49	2.24	9.68	12.79	6.94	1.49	9.77	13.19	7.01	1.14	8.62	14.06	7.16	0.95	7.37	13.05	7.69
50	2.12	9.27	12.51	6.90	1.38	9.34	12.91	6.96	1.04	8.15	13.76	7.12	0.86	6.93	12.71	7.65
51	2.02	8.88	12.22	6.86	1.28	8.92	12.63	6.92	0.95	7.70	13.46	7.09	0.78	6.50	12.37	7.61
52	1.92	8.49	11.93	6.81	1.19	8.50	12.34	6.88	0.87	7.25	13.15	7.05	0.71	6.09	12.02	7.56
53	1.82	8.12	11.64	6.76	1.10	8.11	12.04	6.83	0.79	6.83	12.83	7.00	0.64	5.69	11.66	7.51
54	1.74	7.76	11.34	6.70	1.02	7.72	11.74	6.78	0.72	6.42	12.51	6.96	0.58	5.32	11.30	7.46
55	1.65	7.42	11.04	6.64	0.95	7.35	11.44	6.72	0.65	6.03	12.19	6.91	0.52	4.96	10.94	7.40
56	1.57	7.08	10.74	6.58	0.88	6.99	11.14	6.67	0.59	5.65	11.86	6.86	0.47	4.61	10.58	7.34
57	1.50	6.76	10.44	6.52	0.81	6.65	10.83	6.61	0.53	5.28	11.52	6.80	0.42	4.29	10.22	7.28
58	1.43	6.46	10.14	6.46	0.75	6.32	10.53	6.55	0.48	4.94	11.19	6.75	0.38	3.98	9.86	7.21
59	1.36	6.17	9.83	6.39	0.69	6.00	10.22	6.48	0.44	4.61	10.85	6.68	0.34	3.69	9.50	7.14
60	1.30	5.89	9.54	6.32	0.64	5.70	9.92	6.41	0.39	4.29	10.51	6.62	0.31	3.41	9.14	7.07
61	1.24	5.62	9.24	6.25	0.59	5.41	9.61	6.34	0.35	4.00	10.17	6.55	0.27	3.15	8.79	6.99
62	1.19	5.36	8.94	6.17	0.54	5.14	9.31	6.27	0.32	3.71	9.83	6.48	0.24	2.91	8.44	6.91
63	1.14	5.12	8.65	6.09	0.50	4.87	9.01	6.19	0.28	3.45	9.50	6.41	0.22	2.68	8.09	6.82
64	1.09	4.89	8.36	6.01	0.46	4.62	8.71	6.11	0.25	3.19	9.16	6.33	0.19	2.47	7.75	6.73
65	1.04	4.67	8.07	5.93	0.43	4.39	8.42	6.03	0.23	2.96	8.83	6.25	0.17	2.27	7.42	6.64
66	1.00	4.46	7.79	5.84	0.40	4.16	8.13	5.95	0.20	2.73	8.50	6.17	0.15	2.08	7.09	6.55
67	0.96	4.27	7.52	5.75	0.36	3.95	7.84	5.86	0.18	2.52	8.18	6.08	0.14	1.91	6.77	6.45
68	0.92	4.08	7.24	5.66	0.34	3.74	7.56	5.77	0.16	2.33	7.86	5.99	0.12	1.75	6.45	6.36
69	0.88	3.90	6.98	5.57	0.31	3.55	7.28	5.68	0.14	2.14	7.55	5.90	0.11	1.60	6.15	6.25
70	0.85	3.74	6.72	5.47	0.29	3.37	7.01	5.58	0.13	1.97	7.24	5.81	0.10	1.46	5.85	6.15
71	0.82	3.58	6.46	5.37	0.26	3.20	6.75	5.49	0.11	1.81	6.94	5.71	0.09	1.33	5.57	6.04
72	0.79	3.43	6.21	5.27	0.24	3.04	6.49	5.39	0.10	1.67	6.65	5.61	0.08	1.22	5.29	5.94
73	0.76	3.29	5.97	5.16	0.23	2.88	6.23	5.29	0.09	1.53	6.36	5.51	0.07	1.11	5.02	5.83
74																

Expected time spent in each health state for self-reported health (SAH) for women																
L.State E.State Age	Very Good				Good				Fair				Bad/Very Bad			
	VG	G	F	B/VB	VG	G	F	B/VB	VG	G	F	B/VB	VG	G	F	B/VB
0	20.89	31.40	16.59	6.71	20.13	32.09	16.65	6.71	19.73	32.24	16.91	6.72	18.78	31.57	17.35	7.11
1	20.26	31.06	16.57	6.71	19.48	31.76	16.64	6.71	19.08	31.89	16.90	6.72	18.14	31.19	17.33	7.12
2	19.64	30.70	16.54	6.71	18.85	31.41	16.62	6.71	18.44	31.54	16.89	6.72	17.50	30.81	17.31	7.13
3	19.02	30.35	16.52	6.71	18.23	31.06	16.59	6.71	17.81	31.18	16.88	6.72	16.87	30.41	17.29	7.14
4	18.42	29.98	16.49	6.71	17.62	30.69	16.57	6.71	17.19	30.81	16.87	6.72	16.25	30.01	17.27	7.15
5	17.83	29.60	16.46	6.71	17.02	30.32	16.54	6.71	16.58	30.43	16.86	6.72	15.65	29.59	17.24	7.16
6	17.25	29.22	16.43	6.71	16.42	29.95	16.52	6.71	15.99	30.04	16.85	6.72	15.05	29.17	17.22	7.17
7	16.68	28.83	16.39	6.71	15.84	29.56	16.49	6.71	15.40	29.65	16.83	6.71	14.47	28.74	17.19	7.17
8	16.12	28.43	16.36	6.70	15.27	29.16	16.46	6.71	14.82	29.24	16.82	6.71	13.90	28.29	17.16	7.18
9	15.57	28.02	16.32	6.70	14.71	28.76	16.43	6.71	14.26	28.83	16.80	6.71	13.33	27.84	17.12	7.19
10	15.03	27.61	16.28	6.70	14.16	28.35	16.39	6.70	13.70	28.40	16.78	6.71	12.78	27.37	17.08	7.20
11	14.50	27.19	16.23	6.70	13.63	27.93	16.35	6.70	13.16	27.97	16.76	6.71	12.25	26.90	17.04	7.21
12	13.98	26.76	16.19	6.70	13.10	27.50	16.31	6.70	12.63	27.52	16.73	6.71	11.72	26.42	17.00	7.22
13	13.47	26.32	16.14	6.70	12.58	27.07	16.27	6.70	12.11	27.07	16.71	6.71	11.21	25.92	16.95	7.23
14	12.98	25.88	16.09	6.69	12.08	26.62	16.22	6.70	11.60	26.61	16.68	6.71	10.70	25.42	16.90	7.23
15	12.49	25.43	16.03	6.69	11.59	26.17	16.18	6.70	11.10	26.14	16.65	6.71	10.21	24.91	16.84	7.24
16	12.02	24.98	15.97	6.69	11.10	25.71	16.12	6.69	10.62	25.67	16.62	6.71	9.74	24.39	16.78	7.25
17	11.56	24.51	15.91	6.68	10.63	25.25	16.07	6.69	10.14	25.18	16.58	6.71	9.27	23.86	16.71	7.26
18	11.10	24.04	15.84	6.68	10.18	24.77	16.01	6.69	9.68	24.68	16.54	6.71	8.82	23.33	16.64	7.26
19	10.66	23.57	15.77	6.68	9.73	24.29	15.95	6.69	9.23	24.18	16.50	6.71	8.38	22.82	16.57	7.27
20	10.24	23.09	15.69	6.67	9.30	23.81	15.88	6.68	8.79	23.67	16.45	6.71	7.95	22.23	16.49	7.28
21	9.82	22.60	15.61	6.67	8.87	23.32	15.81	6.68	8.37	23.15	16.40	6.71	7.54	21.67	16.40	7.28
22	9.41	22.11	15.52	6.66	8.46	22.82	15.73	6.68	7.95	22.63	16.34	6.70	7.13	21.11	16.30	7.29
23	9.01	21.62	15.43	6.66	8.06	22.31	15.65	6.67	7.55	22.10	16.28	6.70	6.75	20.54	16.20	7.29
24	8.64	21.12	15.34	6.65	7.67	21.80	15.56	6.67	7.16	21.56	16.21	6.70	6.37	19.96	16.10	7.30
25	8.27	20.61	15.24	6.65	7.30	21.29	15.47	6.66	6.79	21.02	16.14	6.70	6.01	19.37	15.98	7.30
26	7.91	20.11	15.13	6.64	6.94	20.77	15.37	6.66	6.42	20.47	16.06	6.70	5.66	18.79	15.86	7.31
27	7.56	19.60	15.01	6.63	6.58	20.25	15.27	6.65	6.07	19.91	15.98	6.69	5.32	18.20	15.73	7.31
28	7.22	19.09	14.90	6.62	6.24	19.73	15.16	6.64	5.73	19.35	15.89	6.69	4.99	17.60	15.59	7.31
29	6.90	18.58	14.77	6.61	5.91	19.20	15.05	6.64	5.40	18.79	15.80	6.69	4.68	17.01	15.44	7.31
30	6.58	18.06	14.64	6.60	5.60	18.67	14.93	6.63	5.09	18.22	15.69	6.68	4.38	16.41	15.29	7.31
31	6.28	17.55	14.50	6.59	5.29	18.14	14.80	6.62	4.78	17.65	15.58	6.68	4.10	15.81	15.12	7.31
32	5.98	17.04	14.35	6.58	5.00	17.61	14.66	6.61	4.49	17.08	15.46	6.67	3.82	15.22	14.95	7.31
33	5.70	16.53	14.20	6.57	4.72	17.08	14.52	6.60	4.21	16.51	15.34	6.67	3.56	14.62	14.76	7.30
34	5.43	16.02	14.04	6.55	4.45	16.55	14.37	6.58	3.94	15.94	15.20	6.66	3.31	14.03	14.57	7.30
35	5.17	15.51	13.87	6.54	4.19	16.02	14.22	6.57	3.68	15.37	15.06	6.65	3.08	13.44	14.36	7.29
36	4.92	15.01	13.70	6.52	3.94	15.49	14.05	6.56	3.44	14.80	14.91	6.64	2.85	12.86	14.15	7.28
37	4.68	14.51	13.52	6.50	3.70	14.97	13.88	6.54	3.20	14.23	14.75	6.63	2.64	12.28	13.92	7.27
38	4.46	14.01	13.33	6.48	3.47	14.45	13.70	6.52	2.98	13.66	14.58	6.62	2.44	11.71	13.69	7.25
39	4.24	13.52	13.13	6.46	3.26	13.93	13.51	6.51	2.77	13.10	14.40	6.61	2.25	11.15	13.44	7.24
40	4.03	13.04	12.93	6.44	3.05	13.42	13.32	6.49	2.57	12.55	14.21	6.59	2.07	10.59	13.19	7.22
41	3.83	12.56	12.72	6.42	2.85	12.92	13.12	6.46	2.38	12.00	14.01	6.58	1.90	10.05	12.93	7.20
42	3.64	12.10	12.50	6.39	2.67	12.42	12.91	6.44	2.20	11.46	13.80	6.56	1.74	9.52	12.65	7.17
43	3.46	11.64	12.28	6.36	2.49	11.93	12.69	6.42	2.03	10.92	13.58	6.54	1.59	9.00	12.37	7.15
44	3.29	11.19	12.05	6.33	2.32	11.45	12.47	6.39	1.87	10.40	13.36	6.52	1.45	8.49	12.08	7.12
45	3.12	10.74	11.82	6.30	2.17	10.98	12.24	6.36	1.72	9.88	13.12	6.50	1.32	8.00	11.78	7.09
46	2.97	10.31	11.58	6.26	2.02	10.52	12.01	6.33	1.58	9.38	12.88	6.47	1.20	7.52	11.47	7.05
47	2.82	9.89	11.33	6.23	1.88	10.07	11.77	6.29	1.45	8.89	12.62	6.45	1.09	7.06	11.16	7.01
48	2.68	9.48	11.09	6.19	1.74	9.63	11.52	6.26	1.32	8.41	12.36	6.42	0.99	6.61	10.84	6.97
49	2.55	9.09	10.83	6.15	1.62	9.20	11.27	6.22	1.21	7.94	12.10	6.38	0.89	6.18	10.52	6.92
50	2.42	8.70	10.58	6.10	1.50	8.78	11.01	6.18	1.10	7.49	11.82	6.35	0.81	5.77	10.20	6.87
51	2.31	8.33	10.32	6.06	1.39	8.38	10.75	6.14	1.00	7.05	11.54	6.31	0.73	5.38	9.87	6.82
52	2.19	7.97	10.06	6.01	1.29	7.98	10.49	6.09	0.91	6.62	11.25	6.27	0.65	5.00	9.54	6.76
53	2.09	7.62	9.79	5.96	1.20	7.61	10.22	6.04	0.82	6.22	10.96	6.23	0.59	4.64	9.20	6.71
54	1.99	7.29	9.53	5.90	1.11	7.24	9.96	5.99	0.75	5.83	10.66	6.18	0.53	4.30	8.87	6.64
55	1.90	6.96	9.27	5.85	1.02	6.89	9.69	5.94	0.67	5.45	10.37	6.13	0.47	3.98	8.54	6.58
56	1.81	6.66	9.00	5.79	0.95	6.55	9.42	5.88	0.61	5.09	10.06	6.08	0.42	3.68	8.21	6.51
57	1.73	6.36	8.74	5.73	0.87	6.23	9.15	5.83	0.55	4.75	9.76	6.03	0.37	3.39	7.88	6.44
58	1.65	6.08	8.47	5.67	0.81	5.92	8.88	5.77	0.49	4.42	9.46	5.97	0.33	3.12	7.56	6.36
59	1.58	5.81	8.21	5.60	0.75	5.62	8.61	5.71	0.44	4.11	9.15	5.91	0.29	2.87	7.24	6.28
60	1.51	5.55	7.96	5.54	0.69	5.34	8.34	5.64	0.40	3.82	8.85	5.85	0.26	2.63	6.93	6.20
61	1.44	5.30	7.70	5.47	0.64	5.07	8.08	5.57	0.35	3.54	8.55	5.78	0.23	2.41	6.62	6.12
62	1.38	5.07	7.45	5.40	0.59	4.81	7.81	5.51	0.32	3.28	8.25	5.72	0.20	2.21	6.32	6.03
63	1.33	4.85	7.20	5.33	0.54	4.57	7.56	5.44	0.28	3.03	7.95	5.65	0.18	2.02	6.02	5.94
64	1.27	4.64	6.95	5.25	0.50	4.34	7.30	5.36	0.25	2.80	7.65	5.57	0.16	1.84	5.73	5.85
65	1.22	4.44	6.71	5.18	0.46	4.12	7.05	5.29	0.22	2.58	7.37	5.50	0.14	1.68	5.45	5.76
66	1.17	4.25	6.48	5.10	0.42	3.91	6.80	5.21	0.20	2.38	7.08	5.42	0.12	1.52	5.18	5.67
67	1.13	4.07	6.25	5.02	0.39	3.71	6.56	5.13	0.18	2.19	6.80	5.34	0.11	1.39	4.92	5.57
68	1.08	3.90	6.02	4.94	0.36	3.52	6.32	5.05	0.16	2.01	6.53	5.26	0.10	1.26	4.67	5.48
69	1.04	3.74	5.80	4.86	0.33	3.35	6.09	4.97	0.14	1.85	6.26	5.18	0.08	1.14	4.42	5.38
70	1.01	3.59	5.59	4.77	0.31	3.18	5.87	4.89	0.12	1.69	6.00	5.10	0.07	1.03	4.18	5.28
71	0.97	3.45	5.38	4.69	0.28	3.02	5.65	4.81	0.11	1.55	5.74	5.01	0.06	0.94	3.96	5.18
72	0.94	3.31	5.18	4.60	0.26	2.88	5.44	4.72	0.09	1.42	5.49	4.92	0.06	0.85	3.74	5.08
73	0.90	3.19	4.98	4.51	0.24	2.74	5.23	4.63	0.08	1.30	5.25	4.83	0.05	0.76	3.53	4.98
74	0.87	3.07	4.79	4.42	0.22	2.60	5.03	4.54	0.07	1.19	5.02	4.74				

Expected time spent in each state for hampering health (HH) condition for men									
I.State	None/Slight			Some			Severe		
	N/S	Some	Severe	N/S	Some	Severe	N/S	Some	Severe
E.State									
Age									
0	58.86	17.17	10.24	58.50	17.51	10.26	57.69	17.88	10.55
1	57.90	17.14	10.24	57.52	17.49	10.26	56.70	17.86	10.55
2	56.93	17.12	10.24	56.55	17.48	10.26	55.72	17.84	10.56
3	55.98	17.08	10.23	55.58	17.46	10.26	54.74	17.82	10.57
4	55.02	17.05	10.23	54.61	17.44	10.26	53.76	17.80	10.57
5	54.06	17.02	10.23	53.64	17.41	10.26	52.78	17.77	10.58
6	53.11	16.98	10.23	52.67	17.39	10.26	51.80	17.75	10.59
7	52.16	16.95	10.23	51.71	17.37	10.26	50.82	17.72	10.59
8	51.22	16.91	10.22	50.75	17.34	10.26	49.85	17.69	10.60
9	50.27	16.87	10.22	49.79	17.31	10.26	48.88	17.66	10.61
10	49.33	16.83	10.22	48.83	17.28	10.26	47.91	17.62	10.61
11	48.39	16.78	10.22	47.88	17.25	10.26	46.95	17.58	10.62
12	47.46	16.73	10.21	46.93	17.22	10.26	45.99	17.54	10.63
13	46.53	16.68	10.21	45.98	17.18	10.26	45.03	17.50	10.63
14	45.60	16.63	10.21	45.03	17.14	10.26	44.07	17.46	10.64
15	44.68	16.58	10.20	44.09	17.10	10.26	43.12	17.41	10.65
16	43.76	16.52	10.20	43.15	17.06	10.26	42.17	17.36	10.66
17	42.84	16.46	10.19	42.22	17.02	10.26	41.22	17.31	10.66
18	41.93	16.40	10.19	41.29	16.97	10.25	40.28	17.26	10.67
19	41.02	16.34	10.18	40.36	16.92	10.25	39.34	17.20	10.67
20	40.12	16.27	10.18	39.44	16.87	10.25	38.41	17.14	10.68
21	39.22	16.20	10.17	38.52	16.81	10.25	37.48	17.07	10.69
22	38.33	16.13	10.16	37.61	16.75	10.25	36.56	17.00	10.69
23	37.45	16.05	10.16	36.70	16.69	10.25	35.64	16.93	10.70
24	36.56	15.97	10.15	35.79	16.62	10.24	34.73	16.85	10.70
25	35.69	15.88	10.14	34.89	16.56	10.24	33.82	16.77	10.71
26	34.82	15.80	10.13	34.00	16.48	10.24	32.92	16.69	10.71
27	33.96	15.71	10.12	33.11	16.41	10.23	32.02	16.60	10.72
28	33.10	15.61	10.11	32.23	16.33	10.23	31.13	16.51	10.72
29	32.25	15.51	10.10	31.36	16.24	10.22	30.25	16.41	10.72
30	31.41	15.41	10.09	30.49	16.15	10.22	29.38	16.31	10.72
31	30.58	15.30	10.07	29.63	16.06	10.21	28.51	16.20	10.73
32	29.75	15.19	10.06	28.78	15.96	10.21	27.65	16.09	10.73
33	28.93	15.07	10.04	27.94	15.86	10.20	26.81	15.97	10.73
34	28.12	14.95	10.03	27.10	15.75	10.19	25.96	15.84	10.72
35	27.32	14.83	10.01	26.27	15.64	10.18	25.13	15.72	10.72
36	26.53	14.70	9.99	25.45	15.52	10.17	24.31	15.58	10.72
37	25.75	14.56	9.97	24.64	15.40	10.16	23.50	15.44	10.71
38	24.98	14.42	9.94	23.84	15.27	10.15	22.70	15.29	10.71
39	24.22	14.28	9.92	23.05	15.14	10.13	21.91	15.14	10.70
40	23.46	14.13	9.89	22.27	15.00	10.12	21.13	14.98	10.69
41	22.72	13.98	9.87	21.50	14.85	10.10	20.36	14.82	10.68
42	21.99	13.82	9.83	20.74	14.70	10.08	19.60	14.64	10.66
43	21.27	13.65	9.80	20.00	14.54	10.06	18.86	14.47	10.65
44	20.57	13.48	9.77	19.26	14.38	10.04	18.13	14.28	10.63
45	19.87	13.31	9.73	18.54	14.21	10.02	17.41	14.09	10.61
46	19.19	13.13	9.69	17.83	14.04	9.99	16.71	13.90	10.58
47	18.52	12.95	9.65	17.13	13.85	9.96	16.02	13.69	10.56
48	17.87	12.76	9.60	16.45	13.67	9.93	15.35	13.48	10.53
49	17.22	12.57	9.56	15.78	13.47	9.89	14.69	13.27	10.49
50	16.59	12.37	9.50	15.13	13.28	9.86	14.05	13.05	10.46
51	15.98	12.16	9.45	14.49	13.07	9.81	13.42	12.82	10.42
52	15.37	11.96	9.39	13.86	12.86	9.77	12.81	12.59	10.37
53	14.79	11.75	9.33	13.25	12.65	9.72	12.21	12.35	10.33
54	14.21	11.53	9.27	12.66	12.42	9.67	11.63	12.11	10.28
55	13.65	11.31	9.20	12.08	12.20	9.62	11.07	11.86	10.22
56	13.11	11.09	9.12	11.51	11.97	9.56	10.52	11.60	10.16
57	12.58	10.86	9.05	10.97	11.73	9.50	9.99	11.35	10.10
58	12.06	10.63	8.97	10.43	11.49	9.43	9.48	11.09	10.03
59	11.56	10.40	8.88	9.92	11.24	9.36	8.98	10.82	9.95
60	11.08	10.16	8.79	9.42	10.99	9.28	8.51	10.55	9.87
61	10.61	9.92	8.70	8.94	10.74	9.20	8.04	10.28	9.79
62	10.15	9.68	8.60	8.47	10.49	9.12	7.60	10.01	9.70
63	9.71	9.44	8.50	8.02	10.23	9.03	7.17	9.73	9.60
64	9.28	9.20	8.39	7.59	9.96	8.93	6.76	9.45	9.50
65	8.87	8.95	8.27	7.17	9.70	8.83	6.37	9.17	9.40
66	8.47	8.70	8.15	6.77	9.43	8.72	5.99	8.89	9.29
67	8.09	8.46	8.03	6.38	9.16	8.61	5.63	8.61	9.17
68	7.72	8.21	7.90	6.01	8.89	8.49	5.28	8.33	9.05
69	7.36	7.96	7.77	5.65	8.62	8.37	4.95	8.04	8.92
70	7.02	7.71	7.62	5.31	8.35	8.24	4.64	7.76	8.78
71	6.69	7.46	7.48	4.99	8.08	8.10	4.34	7.48	8.64
72	6.37	7.21	7.33	4.68	7.81	7.96	4.05	7.20	8.49
73	6.06	6.96	7.17	4.38	7.53	7.81	3.78	6.92	8.34
74	5.77	6.71	7.00	4.10	7.26	7.66	3.52	6.64	8.18
75	5.49	6.46	6.83	3.83	6.99	7.50	3.27	6.37	8.01
76	5.22	6.21	6.65	3.57	6.72	7.33	3.04	6.09	7.83
77	4.96	5.97	6.46	3.32	6.45	7.15	2.81	5.82	7.65
78	4.71	5.72	6.27	3.09	6.18	6.97	2.60	5.55	7.47
79	4.47	5.47	6.07	2.87	5.91	6.78	2.40	5.28	7.27
80	4.24	5.23	5.86	2.65	5.64	6.58	2.21	5.02	7.07
81	4.02	4.99	5.64	2.45	5.38	6.37	2.03	4.75	6.85
82	3.81	4.75	5.42	2.26	5.11	6.15	1.87	4.49	6.63
83	3.61	4.50	5.18	2.08	4.85	5.93	1.70	4.23	6.41
84	3.42	4.26	4.94	1.91	4.59	5.69	1.55	3.98	6.17
85	3.23	4.02	4.68	1.74	4.33	5.45	1.41	3.72	5.92
86	3.05	3.78	4.41	1.59	4.07	5.19	1.27	3.47	5.66
87	2.88	3.54	4.14	1.44	3.81	4.92	1.14	3.22	5.40
88	2.71	3.30	3.84	1.30	3.55	4.64	1.02	2.97	5.12
89	2.55	3.05	3.54	1.16	3.29	4.35	0.90	2.72	4.82
90	2.40	2.81	3.22	1.03	3.03	4.04	0.79	2.47	4.52
91	2.24	2.56	2.88	0.91	2.77	3.72	0.68	2.22	4.19
92	2.09	2.31	2.53	0.79	2.51	3.38	0.58	1.97	3.86
93	1.94	2.06	2.17	0.67	2.25	3.02	0.48	1.72	3.50
94	1.79	1.79	1.79	0.56	1.98	2.64	0.38	1.47	3.12
95	1.63	1.52	1.41	0.46	1.71	2.23	0.30	1.21	2.72
96	1.45	1.24	1.02	0.35	1.43	1.81	0.21	0.96	2.29
97	1.24	0.94	0.65	0.25	1.15	1.35	0.14	0.70	1.82
98	0.97	0.62	0.33	0.16	0.84	0.88	0.07	0.44	1.30
99	0.59	0.29	0.09	0.07	0.49	0.40	0.03	0.19	0.71

Expected time spent in each state for hampering health (HH) condition for women									
I.State	None/Slight			Some			Severe		
E.State	N/S	Some	Severe	N/S	Some	Severe	N/S	Some	Severe
Age									
0	60.83	16.38	9.77	60.50	16.70	9.79	59.61	17.10	10.10
1	59.86	16.36	9.77	59.52	16.68	9.79	58.62	17.08	10.10
2	58.90	16.34	9.77	58.54	16.67	9.79	57.63	17.06	10.11
3	57.93	16.31	9.77	57.57	16.65	9.79	56.64	17.04	10.12
4	56.97	16.28	9.77	56.59	16.63	9.79	55.65	17.02	10.13
5	56.01	16.25	9.77	55.62	16.62	9.79	54.67	17.00	10.13
6	55.05	16.22	9.76	54.65	16.60	9.79	53.68	16.98	10.14
7	54.09	16.19	9.76	53.68	16.58	9.79	52.70	16.96	10.15
8	53.14	16.15	9.76	52.71	16.55	9.79	51.72	16.93	10.16
9	52.19	16.12	9.76	51.74	16.53	9.79	50.74	16.90	10.16
10	51.24	16.08	9.75	50.78	16.50	9.79	49.76	16.87	10.17
11	50.30	16.04	9.75	49.82	16.48	9.79	48.79	16.84	10.18
12	49.35	16.00	9.75	48.86	16.45	9.79	47.81	16.81	10.19
13	48.41	15.96	9.75	47.90	16.42	9.79	46.84	16.77	10.19
14	47.48	15.91	9.74	46.95	16.39	9.79	45.88	16.73	10.20
15	46.54	15.86	9.74	46.00	16.35	9.79	44.91	16.69	10.21
16	45.61	15.81	9.74	45.05	16.32	9.79	43.95	16.65	10.22
17	44.69	15.76	9.73	44.11	16.28	9.79	42.99	16.60	10.22
18	43.76	15.71	9.73	43.17	16.24	9.78	42.04	16.55	10.23
19	42.85	15.65	9.72	42.23	16.19	9.78	41.09	16.50	10.24
20	41.93	15.59	9.72	41.29	16.15	9.78	40.14	16.45	10.25
21	41.02	15.53	9.71	40.36	16.10	9.78	39.20	16.39	10.25
22	40.12	15.46	9.71	39.44	16.05	9.78	38.26	16.33	10.26
23	39.22	15.39	9.70	38.52	15.99	9.78	37.32	16.26	10.27
24	38.32	15.32	9.69	37.60	15.94	9.78	36.39	16.20	10.27
25	37.43	15.25	9.69	36.69	15.88	9.77	35.47	16.12	10.28
26	36.55	15.17	9.68	35.78	15.81	9.77	34.55	16.05	10.28
27	35.67	15.09	9.67	34.88	15.75	9.77	33.64	15.97	10.29
28	34.80	15.00	9.66	33.98	15.68	9.76	32.73	15.89	10.29
29	33.93	14.91	9.65	33.09	15.60	9.76	31.83	15.80	10.30
30	33.07	14.82	9.64	32.21	15.52	9.76	30.93	15.71	10.30
31	32.22	14.72	9.63	31.33	15.44	9.75	30.04	15.61	10.30
32	31.38	14.62	9.61	30.46	15.36	9.75	29.16	15.51	10.31
33	30.54	14.52	9.60	29.59	15.26	9.74	28.29	15.40	10.31
34	29.71	14.41	9.58	28.74	15.17	9.73	27.42	15.29	10.31
35	28.89	14.30	9.57	27.89	15.07	9.73	26.57	15.17	10.31
36	28.07	14.18	9.55	27.04	14.97	9.72	25.72	15.05	10.31
37	27.27	14.06	9.53	26.21	14.86	9.71	24.88	14.92	10.30
38	26.47	13.93	9.51	25.39	14.74	9.70	24.05	14.78	10.30
39	25.69	13.80	9.49	24.57	14.62	9.68	23.23	14.64	10.30
40	24.91	13.66	9.47	23.77	14.50	9.67	22.42	14.50	10.29
41	24.15	13.52	9.44	22.97	14.37	9.66	21.63	14.35	10.28
42	23.39	13.38	9.41	22.19	14.23	9.64	20.84	14.19	10.27
43	22.65	13.23	9.39	21.41	14.09	9.62	20.07	14.02	10.26
44	21.91	13.07	9.35	20.65	13.94	9.60	19.31	13.85	10.24
45	21.19	12.91	9.32	19.90	13.79	9.58	18.56	13.68	10.22
46	20.48	12.75	9.29	19.16	13.63	9.56	17.82	13.49	10.21
47	19.78	12.58	9.25	18.43	13.46	9.53	17.10	13.30	10.18
48	19.10	12.40	9.21	17.71	13.29	9.51	16.39	13.11	10.16
49	18.42	12.22	9.16	17.01	13.12	9.48	15.70	12.91	10.13
50	17.76	12.04	9.12	16.33	12.93	9.44	15.02	12.70	10.10
51	17.12	11.85	9.07	15.65	12.75	9.41	14.36	12.49	10.06
52	16.48	11.66	9.01	14.99	12.55	9.37	13.71	12.27	10.03
53	15.87	11.46	8.96	14.35	12.35	9.33	13.08	12.04	9.99
54	15.26	11.26	8.90	13.72	12.15	9.28	12.47	11.81	9.94
55	14.67	11.05	8.84	13.10	11.94	9.23	11.87	11.57	9.89
56	14.09	10.84	8.77	12.51	11.72	9.18	11.29	11.33	9.84
57	13.53	10.63	8.70	11.92	11.50	9.13	10.72	11.09	9.78
58	12.99	10.41	8.63	11.36	11.27	9.06	10.18	10.84	9.72
59	12.46	10.19	8.55	10.80	11.04	9.00	9.65	10.58	9.65
60	11.94	9.97	8.46	10.27	10.81	8.93	9.14	10.32	9.58
61	11.44	9.74	8.38	9.75	10.57	8.86	8.64	10.06	9.50
62	10.95	9.51	8.28	9.25	10.32	8.78	8.16	9.80	9.42
63	10.48	9.28	8.19	8.77	10.08	8.70	7.71	9.53	9.33
64	10.02	9.04	8.09	8.30	9.83	8.61	7.26	9.26	9.24
65	9.58	8.81	7.98	7.85	9.57	8.52	6.84	8.99	9.14
66	9.15	8.57	7.87	7.41	9.32	8.42	6.43	8.72	9.03
67	8.74	8.33	7.75	6.99	9.06	8.31	6.04	8.44	8.92
68	8.34	8.09	7.63	6.59	8.80	8.20	5.67	8.17	8.81
69	7.96	7.85	7.50	6.21	8.54	8.09	5.31	7.89	8.69
70	7.59	7.61	7.37	5.83	8.28	7.97	4.97	7.61	8.56
71	7.23	7.37	7.23	5.48	8.01	7.84	4.64	7.34	8.42
72	6.89	7.12	7.08	5.14	7.75	7.71	4.33	7.06	8.28
73	6.56	6.88	6.93	4.81	7.48	7.57	4.04	6.79	8.14
74	6.24	6.64	6.77	4.50	7.22	7.42	3.76	6.52	7.98
75	5.94	6.40	6.61	4.21	6.95	7.27	3.49	6.25	7.82
76	5.65	6.16	6.44	3.93	6.69	7.11	3.24	5.98	7.66
77	5.36	5.91	6.26	3.66	6.42	6.94	3.00	5.71	7.48
78	5.10	5.67	6.08	3.40	6.16	6.77	2.77	5.44	7.30
79	4.84	5.43	5.88	3.16	5.90	6.58	2.55	5.18	7.12
80	4.59	5.19	5.68	2.92	5.63	6.39	2.35	4.92	6.92
81	4.35	4.96	5.47	2.70	5.37	6.19	2.15	4.66	6.72
82	4.12	4.72	5.25	2.49	5.11	5.99	1.97	4.40	6.51
83	3.90	4.48	5.02	2.29	4.85	5.77	1.80	4.15	6.29
84	3.69	4.24	4.79	2.10	4.60	5.54	1.63	3.89	6.06
85	3.49	4.00	4.54	1.92	4.34	5.31	1.48	3.64	5.82
86	3.30	3.76	4.28	1.75	4.08	5.06	1.33	3.39	5.57
87	3.11	3.53	4.00	1.59	3.83	4.80	1.19	3.15	5.31
88	2.93	3.29	3.72	1.43	3.57	4.53	1.06	2.90	5.04
89	2.75	3.04	3.42	1.28	3.31	4.25	0.93	2.65	4.76
90	2.58	2.80	3.11	1.14	3.06	3.95	0.81	2.41	4.46
91	2.41	2.55	2.78	1.00	2.80	3.63	0.70	2.17	4.15
92	2.25	2.30	2.44	0.87	2.54	3.30	0.59	1.92	3.82
93	2.08	2.05	2.08	0.75	2.27	2.95	0.49	1.68	3.47
94	1.92	1.79	1.71	0.62	2.01	2.57	0.39	1.43	3.11
95	1.74	1.51	1.34	0.51	1.74	2.18	0.30	1.18	2.71
96	1.54	1.23	0.96	0.39	1.46	1.76	0.21	0.93	2.29
97	1.31	0.93	0.61	0.28	1.17	1.31	0.13	0.67	1.82
98	1.01	0.61	0.30	0.17	0.87	0.85	0.07	0.42	1.31
99	0.61	0.28	0.09	0.08	0.51	0.38	0.02	0.18	0.72

Transition matrices giving estimates of healthy life expectancy for self-reported health (SAH) for men																
I.State	Very Good				Good				Fair				Bad/Very Bad			
	VG	G	F	B/VB	VG	G	F	B/VB	VG	G	F	B/VB	VG	G	F	B/VB
E.State	VG	G	F	B/VB	VG	G	F	B/VB	VG	G	F	B/VB	VG	G	F	B/VB
Age																
0	0.755	0.235	0.010	0.000	0.364	0.598	0.036	0.001	0.194	0.585	0.219	0.002	0.048	0.207	0.491	0.249
1	0.750	0.239	0.010	0.000	0.357	0.604	0.038	0.001	0.186	0.584	0.227	0.002	0.047	0.203	0.491	0.255
2	0.746	0.243	0.011	0.000	0.350	0.609	0.039	0.001	0.179	0.583	0.236	0.003	0.045	0.200	0.491	0.260
3	0.742	0.247	0.011	0.001	0.343	0.615	0.041	0.001	0.171	0.581	0.244	0.003	0.044	0.196	0.491	0.265
4	0.737	0.251	0.011	0.001	0.336	0.620	0.043	0.001	0.164	0.579	0.253	0.003	0.042	0.192	0.491	0.271
5	0.732	0.255	0.012	0.001	0.329	0.625	0.044	0.001	0.157	0.577	0.262	0.004	0.040	0.189	0.490	0.276
6	0.728	0.259	0.012	0.001	0.322	0.630	0.046	0.001	0.151	0.575	0.271	0.004	0.039	0.185	0.489	0.282
7	0.723	0.264	0.013	0.001	0.316	0.635	0.048	0.001	0.144	0.572	0.280	0.004	0.038	0.181	0.489	0.287
8	0.718	0.268	0.013	0.001	0.309	0.640	0.050	0.002	0.138	0.568	0.289	0.004	0.036	0.178	0.488	0.293
9	0.714	0.272	0.014	0.001	0.302	0.644	0.052	0.002	0.132	0.565	0.298	0.005	0.035	0.174	0.487	0.298
10	0.709	0.276	0.014	0.001	0.296	0.649	0.054	0.002	0.126	0.561	0.308	0.005	0.034	0.170	0.486	0.304
11	0.704	0.281	0.015	0.001	0.289	0.653	0.056	0.002	0.120	0.556	0.317	0.006	0.032	0.167	0.484	0.310
12	0.699	0.285	0.015	0.001	0.283	0.657	0.058	0.002	0.115	0.552	0.327	0.006	0.031	0.163	0.483	0.316
13	0.694	0.289	0.016	0.001	0.276	0.661	0.060	0.002	0.110	0.547	0.337	0.007	0.030	0.160	0.482	0.321
14	0.689	0.294	0.016	0.001	0.270	0.665	0.062	0.002	0.104	0.542	0.346	0.007	0.029	0.157	0.480	0.327
15	0.684	0.298	0.017	0.001	0.264	0.669	0.065	0.002	0.099	0.536	0.356	0.008	0.028	0.153	0.478	0.333
16	0.679	0.302	0.017	0.001	0.258	0.673	0.067	0.003	0.095	0.531	0.366	0.008	0.027	0.150	0.476	0.339
17	0.674	0.307	0.018	0.001	0.251	0.676	0.069	0.003	0.090	0.525	0.376	0.009	0.026	0.146	0.474	0.345
18	0.669	0.311	0.019	0.001	0.245	0.680	0.072	0.003	0.085	0.518	0.386	0.010	0.025	0.143	0.472	0.351
19	0.664	0.316	0.019	0.001	0.239	0.683	0.075	0.003	0.081	0.512	0.396	0.010	0.024	0.140	0.470	0.357
20	0.659	0.320	0.020	0.001	0.234	0.686	0.077	0.003	0.077	0.505	0.406	0.011	0.023	0.137	0.468	0.363
21	0.654	0.324	0.020	0.001	0.228	0.689	0.080	0.003	0.073	0.498	0.417	0.012	0.022	0.133	0.466	0.369
22	0.649	0.329	0.021	0.001	0.222	0.692	0.083	0.004	0.069	0.491	0.427	0.013	0.021	0.130	0.463	0.375
23	0.644	0.333	0.022	0.001	0.217	0.694	0.085	0.004	0.066	0.483	0.437	0.014	0.020	0.127	0.461	0.381
24	0.638	0.338	0.023	0.001	0.211	0.697	0.088	0.004	0.062	0.476	0.447	0.015	0.019	0.124	0.458	0.387
25	0.633	0.342	0.023	0.001	0.206	0.699	0.091	0.004	0.059	0.468	0.457	0.016	0.019	0.121	0.455	0.393
26	0.628	0.347	0.024	0.001	0.200	0.701	0.094	0.005	0.056	0.460	0.467	0.017	0.018	0.118	0.452	0.399
27	0.622	0.351	0.025	0.002	0.195	0.703	0.097	0.005	0.053	0.452	0.477	0.018	0.017	0.115	0.449	0.405
28	0.617	0.356	0.026	0.002	0.190	0.705	0.100	0.005	0.050	0.444	0.487	0.020	0.016	0.112	0.446	0.411
29	0.612	0.360	0.026	0.002	0.185	0.706	0.104	0.005	0.047	0.435	0.496	0.021	0.016	0.109	0.443	0.417
30	0.606	0.364	0.027	0.002	0.180	0.708	0.107	0.006	0.044	0.427	0.506	0.023	0.015	0.107	0.440	0.423
31	0.601	0.369	0.028	0.002	0.175	0.709	0.110	0.006	0.042	0.418	0.515	0.024	0.014	0.104	0.437	0.429
32	0.596	0.373	0.029	0.002	0.170	0.710	0.114	0.006	0.039	0.410	0.525	0.026	0.014	0.101	0.433	0.435
33	0.590	0.378	0.030	0.002	0.165	0.711	0.117	0.007	0.037	0.401	0.534	0.027	0.013	0.098	0.430	0.441
34	0.585	0.382	0.031	0.002	0.160	0.712	0.121	0.007	0.035	0.392	0.543	0.029	0.013	0.096	0.426	0.447
35	0.579	0.387	0.032	0.002	0.156	0.712	0.124	0.007	0.033	0.383	0.552	0.031	0.012	0.093	0.423	0.453
36	0.574	0.391	0.033	0.002	0.151	0.713	0.128	0.008	0.031	0.374	0.561	0.033	0.012	0.091	0.419	0.459
37	0.568	0.395	0.034	0.002	0.147	0.713	0.132	0.008	0.029	0.365	0.570	0.035	0.011	0.088	0.415	0.465
38	0.563	0.400	0.035	0.002	0.143	0.713	0.136	0.008	0.027	0.356	0.578	0.037	0.011	0.086	0.411	0.471
39	0.557	0.404	0.036	0.003	0.138	0.713	0.140	0.009	0.025	0.347	0.586	0.039	0.010	0.083	0.407	0.477
40	0.552	0.409	0.037	0.003	0.134	0.712	0.144	0.009	0.024	0.338	0.595	0.042	0.010	0.081	0.403	0.483
41	0.546	0.413	0.038	0.003	0.130	0.712	0.148	0.010	0.022	0.330	0.602	0.044	0.009	0.079	0.399	0.489
42	0.541	0.417	0.039	0.003	0.126	0.711	0.152	0.010	0.021	0.321	0.610	0.047	0.009	0.076	0.395	0.494
43	0.535	0.421	0.040	0.003	0.122	0.711	0.156	0.011	0.019	0.312	0.617	0.049	0.008	0.074	0.391	0.500
44	0.529	0.426	0.041	0.003	0.118	0.710	0.160	0.011	0.018	0.303	0.624	0.052	0.008	0.072	0.387	0.506
45	0.524	0.430	0.042	0.003	0.115	0.708	0.164	0.012	0.017	0.294	0.631	0.055	0.008	0.070	0.383	0.512
46	0.518	0.434	0.044	0.003	0.111	0.707	0.169	0.013	0.016	0.286	0.638	0.058	0.007	0.068	0.378	0.517
47	0.513	0.438	0.045	0.004	0.107	0.706	0.173	0.013	0.015	0.277	0.644	0.062	0.007	0.066	0.374	0.523
48	0.507	0.443	0.046	0.004	0.104	0.704	0.178	0.014	0.014	0.268	0.650	0.065	0.007	0.064	0.370	0.528
49	0.502	0.447	0.048	0.004	0.101	0.702	0.182	0.014	0.013	0.260	0.655	0.068	0.006	0.062	0.365	0.534
50	0.496	0.451	0.049	0.004	0.097	0.700	0.187	0.015	0.012	0.252	0.661	0.072	0.006	0.060	0.361	0.539
51	0.490	0.455	0.050	0.004	0.094	0.698	0.191	0.016	0.011	0.243	0.666	0.076	0.006	0.058	0.356	0.545
52	0.485	0.459	0.052	0.004	0.091	0.695	0.196	0.017	0.010	0.235	0.670	0.080	0.005	0.056	0.352	0.550
53	0.479	0.463	0.053	0.005	0.088	0.693	0.201	0.017	0.009	0.227	0.674	0.084	0.005	0.054	0.347	0.555
54	0.474	0.467	0.054	0.005	0.085	0.690	0.205	0.018	0.009	0.219	0.678	0.088	0.005	0.053	0.343	0.560
55	0.468	0.471	0.056	0.005	0.082	0.687	0.210	0.019	0.008	0.212	0.682	0.092	0.005	0.051	0.338	0.565
56	0.463	0.474	0.057	0.005	0.079	0.684	0.215	0.020	0.007	0.204	0.685	0.096	0.005	0.049	0.333	0.570
57	0.457	0.478	0.059	0.005	0.076	0.681	0.220	0.021	0.007	0.197	0.688	0.101	0.004	0.048	0.329	0.575
58	0.451	0.482	0.060	0.006	0.074	0.678	0.225	0.022	0.006	0.189	0.691	0.106	0.004	0.046	0.324	0.580
59	0.446	0.486	0.062	0.006	0.071	0.675	0.230	0.023	0.006	0.182	0.693	0.111	0.004	0.045	0.319	0.585
60	0.440	0.489	0.064	0.006	0.069	0.671	0.235	0.024	0.005	0.175	0.695	0.116	0.004	0.043	0.315	0.589
61	0.435	0.493	0.065	0.006	0.066	0.667	0.240	0.025	0.005	0.168	0.696	0.121	0.003	0.042	0.310	0.594
62	0.429	0.497	0.067	0.007	0.064	0.663	0.245	0.026	0.005	0.162	0.697	0.126	0.003	0.040	0.305	0.599
63	0.424	0.500	0.069	0.007	0.061	0.659	0.250	0.027	0.004	0.155	0.698	0.131	0.003	0.039	0.300	0.603
64	0.418	0.504	0.070	0.007	0.059	0.655	0.255	0.028	0.004	0.149	0.698	0.137	0.003	0.037	0.296	0.607
65	0.413	0.507	0.072	0.007	0.057	0.651	0.261	0.029	0.004	0.143	0.698	0.143	0.003	0.036	0.291	0.611
66	0.407	0.510	0.074	0.008	0.055	0.647	0.266	0.030	0.003	0.137	0.698	0.148	0.003	0.035	0.286	0.616
67	0.402	0.514	0.076	0.008	0.053	0.642	0.271	0.032	0.003	0.131	0.697	0.154	0.003	0.034	0.282	0.620
68	0.397	0.517	0.078	0.008	0.051	0.637	0.276	0.033	0.003	0.125	0.696	0.160	0.002	0.032	0.277	0.624
69	0.391	0.520	0.079	0.008	0.049	0.633	0.281	0.034	0.003	0.119	0.694	0.				

Transition matrices giving estimates of healthy life expectancy for self-reported health (SAH) for women																
I.State	Very Good				Good				Fair				Bad/Very Bad			
	VG	G	F	B/VB	VG	G	F	B/VB	VG	G	F	B/VB	VG	G	F	B/VB
Age																
0	0.794	0.199	0.007	0.000	0.371	0.593	0.035	0.001	0.190	0.585	0.223	0.002	0.031	0.163	0.483	0.316
1	0.790	0.203	0.007	0.000	0.364	0.599	0.036	0.001	0.182	0.584	0.231	0.003	0.030	0.160	0.481	0.322
2	0.786	0.207	0.008	0.000	0.357	0.604	0.038	0.001	0.175	0.582	0.240	0.003	0.029	0.156	0.480	0.328
3	0.781	0.210	0.008	0.000	0.350	0.610	0.040	0.001	0.168	0.581	0.248	0.003	0.028	0.153	0.478	0.333
4	0.777	0.214	0.008	0.000	0.343	0.615	0.041	0.001	0.161	0.578	0.257	0.003	0.027	0.150	0.476	0.339
5	0.773	0.218	0.008	0.000	0.336	0.620	0.043	0.001	0.154	0.576	0.266	0.004	0.026	0.146	0.474	0.345
6	0.769	0.222	0.009	0.000	0.329	0.625	0.045	0.001	0.148	0.573	0.275	0.004	0.025	0.143	0.472	0.351
7	0.765	0.226	0.009	0.000	0.322	0.630	0.046	0.001	0.141	0.570	0.284	0.004	0.024	0.140	0.470	0.357
8	0.760	0.230	0.009	0.000	0.315	0.635	0.048	0.002	0.135	0.567	0.293	0.005	0.023	0.136	0.468	0.363
9	0.756	0.234	0.010	0.000	0.309	0.640	0.050	0.002	0.129	0.563	0.303	0.005	0.022	0.133	0.466	0.369
10	0.751	0.238	0.010	0.000	0.302	0.644	0.052	0.002	0.123	0.559	0.312	0.005	0.021	0.130	0.463	0.375
11	0.747	0.242	0.011	0.000	0.295	0.649	0.054	0.002	0.118	0.554	0.322	0.006	0.020	0.127	0.460	0.381
12	0.742	0.246	0.011	0.000	0.289	0.653	0.056	0.002	0.112	0.550	0.331	0.006	0.019	0.124	0.458	0.387
13	0.738	0.250	0.011	0.001	0.282	0.657	0.058	0.002	0.107	0.545	0.341	0.007	0.018	0.121	0.455	0.393
14	0.733	0.254	0.012	0.001	0.276	0.662	0.060	0.002	0.102	0.539	0.351	0.007	0.018	0.118	0.452	0.399
15	0.729	0.258	0.012	0.001	0.270	0.666	0.063	0.002	0.097	0.534	0.361	0.008	0.017	0.115	0.449	0.405
16	0.724	0.263	0.013	0.001	0.263	0.669	0.065	0.002	0.092	0.528	0.371	0.009	0.016	0.112	0.446	0.411
17	0.719	0.267	0.013	0.001	0.257	0.673	0.067	0.003	0.088	0.522	0.381	0.009	0.016	0.109	0.443	0.417
18	0.715	0.271	0.014	0.001	0.251	0.676	0.070	0.003	0.083	0.515	0.391	0.010	0.015	0.106	0.440	0.423
19	0.710	0.275	0.014	0.001	0.245	0.680	0.072	0.003	0.079	0.509	0.401	0.011	0.014	0.104	0.436	0.429
20	0.705	0.280	0.014	0.001	0.239	0.683	0.075	0.003	0.075	0.502	0.411	0.012	0.014	0.101	0.433	0.436
21	0.700	0.284	0.015	0.001	0.233	0.686	0.077	0.003	0.071	0.495	0.421	0.013	0.013	0.098	0.430	0.442
22	0.695	0.288	0.016	0.001	0.228	0.689	0.080	0.003	0.068	0.487	0.431	0.013	0.013	0.096	0.426	0.448
23	0.690	0.293	0.016	0.001	0.222	0.692	0.083	0.004	0.064	0.480	0.441	0.014	0.012	0.093	0.422	0.454
24	0.685	0.297	0.017	0.001	0.216	0.694	0.085	0.004	0.061	0.472	0.451	0.016	0.012	0.091	0.419	0.460
25	0.680	0.301	0.017	0.001	0.211	0.697	0.088	0.004	0.057	0.464	0.461	0.017	0.011	0.088	0.415	0.465
26	0.675	0.306	0.018	0.001	0.205	0.699	0.091	0.004	0.054	0.456	0.471	0.018	0.011	0.086	0.411	0.471
27	0.670	0.310	0.018	0.001	0.200	0.701	0.094	0.005	0.051	0.448	0.481	0.019	0.010	0.083	0.407	0.477
28	0.665	0.315	0.019	0.001	0.195	0.703	0.097	0.005	0.048	0.440	0.491	0.020	0.010	0.081	0.403	0.483
29	0.660	0.319	0.020	0.001	0.189	0.705	0.101	0.005	0.046	0.431	0.501	0.022	0.009	0.079	0.399	0.489
30	0.655	0.323	0.020	0.001	0.184	0.706	0.104	0.005	0.043	0.423	0.510	0.023	0.009	0.076	0.395	0.495
31	0.650	0.328	0.021	0.001	0.179	0.708	0.107	0.006	0.040	0.414	0.520	0.025	0.008	0.074	0.391	0.501
32	0.645	0.332	0.022	0.001	0.174	0.709	0.110	0.006	0.038	0.406	0.529	0.026	0.008	0.072	0.387	0.506
33	0.639	0.337	0.022	0.001	0.170	0.710	0.114	0.006	0.036	0.397	0.538	0.028	0.008	0.070	0.382	0.512
34	0.634	0.341	0.023	0.001	0.165	0.711	0.117	0.007	0.034	0.388	0.548	0.030	0.007	0.068	0.378	0.518
35	0.629	0.346	0.024	0.001	0.160	0.712	0.121	0.007	0.032	0.379	0.556	0.032	0.007	0.066	0.374	0.523
36	0.624	0.350	0.025	0.002	0.156	0.712	0.125	0.007	0.030	0.370	0.565	0.034	0.007	0.064	0.369	0.529
37	0.618	0.355	0.025	0.002	0.151	0.713	0.128	0.008	0.028	0.361	0.574	0.036	0.006	0.062	0.365	0.534
38	0.613	0.359	0.026	0.002	0.147	0.713	0.132	0.008	0.026	0.352	0.582	0.038	0.006	0.060	0.360	0.539
39	0.608	0.364	0.027	0.002	0.142	0.713	0.136	0.008	0.024	0.343	0.590	0.040	0.006	0.058	0.356	0.545
40	0.602	0.368	0.028	0.002	0.138	0.713	0.140	0.009	0.023	0.334	0.598	0.043	0.005	0.056	0.351	0.550
41	0.597	0.372	0.029	0.002	0.134	0.712	0.144	0.009	0.021	0.325	0.606	0.045	0.005	0.054	0.347	0.555
42	0.591	0.377	0.030	0.002	0.130	0.712	0.148	0.010	0.020	0.317	0.613	0.048	0.005	0.053	0.342	0.560
43	0.586	0.381	0.031	0.002	0.126	0.711	0.152	0.010	0.019	0.308	0.620	0.051	0.005	0.051	0.338	0.566
44	0.580	0.386	0.032	0.002	0.122	0.710	0.156	0.011	0.017	0.299	0.627	0.054	0.004	0.049	0.333	0.571
45	0.575	0.390	0.032	0.002	0.118	0.709	0.160	0.011	0.016	0.290	0.634	0.057	0.004	0.048	0.328	0.575
46	0.569	0.395	0.033	0.002	0.114	0.708	0.165	0.012	0.015	0.282	0.640	0.060	0.004	0.046	0.324	0.580
47	0.564	0.399	0.034	0.002	0.111	0.707	0.169	0.013	0.014	0.273	0.647	0.063	0.004	0.044	0.319	0.585
48	0.558	0.403	0.036	0.003	0.107	0.705	0.173	0.013	0.013	0.264	0.652	0.066	0.004	0.043	0.314	0.590
49	0.553	0.408	0.037	0.003	0.104	0.704	0.178	0.014	0.012	0.256	0.658	0.070	0.003	0.042	0.310	0.594
50	0.547	0.412	0.038	0.003	0.100	0.702	0.182	0.014	0.011	0.248	0.663	0.074	0.003	0.040	0.305	0.599
51	0.542	0.416	0.039	0.003	0.097	0.700	0.187	0.015	0.011	0.240	0.668	0.077	0.003	0.039	0.300	0.603
52	0.536	0.421	0.040	0.003	0.094	0.698	0.191	0.016	0.010	0.232	0.672	0.081	0.003	0.037	0.295	0.608
53	0.531	0.425	0.041	0.003	0.091	0.695	0.196	0.017	0.009	0.224	0.676	0.085	0.003	0.036	0.291	0.612
54	0.525	0.429	0.042	0.003	0.088	0.693	0.201	0.017	0.008	0.216	0.680	0.090	0.003	0.035	0.286	0.616
55	0.520	0.433	0.043	0.003	0.085	0.690	0.206	0.018	0.008	0.208	0.684	0.094	0.003	0.034	0.281	0.620
56	0.514	0.437	0.045	0.004	0.082	0.687	0.210	0.019	0.007	0.201	0.687	0.099	0.002	0.032	0.277	0.624
57	0.508	0.442	0.046	0.004	0.079	0.684	0.215	0.020	0.007	0.193	0.689	0.103	0.002	0.031	0.272	0.628
58	0.503	0.446	0.047	0.004	0.076	0.681	0.220	0.021	0.006	0.186	0.692	0.108	0.002	0.030	0.267	0.631
59	0.497	0.450	0.049	0.004	0.074	0.678	0.225	0.022	0.006	0.179	0.694	0.113	0.002	0.029	0.262	0.635
60	0.492	0.454	0.050	0.004	0.071	0.674	0.230	0.023	0.005	0.172	0.695	0.118	0.002	0.028	0.258	0.638
61	0.486	0.458	0.051	0.004	0.068	0.671	0.235	0.024	0.005	0.165	0.697	0.123	0.002	0.027	0.253	0.642
62	0.480	0.462	0.053	0.005	0.066	0.667	0.240	0.025	0.004	0.159	0.698	0.128	0.002	0.026	0.249	0.645
63	0.475	0.466	0.054	0.005	0.064	0.663	0.245	0.026	0.004	0.152	0.698	0.134	0.002	0.025	0.244	0.648
64	0.469	0.470	0.056	0.005	0.061	0.659	0.250	0.027	0.004	0.146	0.698	0.140	0.002	0.024	0.239	0.651
65	0.464	0.474	0.057	0.005	0.059	0.655	0.256	0.028	0.003	0.140	0.698	0.145	0.001	0.023	0.235	0.654
66	0.458	0.477	0.059	0.005	0.057	0.651	0.261	0.029	0.003	0.134	0.697	0.151	0.001	0.022	0.230	0.657
67	0.453	0.481	0.060	0.006	0.055	0.646	0.266	0.031	0.003	0.128	0.696	0.157	0.001	0.021	0.226	0.659
68	0.447	0.485	0.062	0.006	0.053	0.642	0.271	0.032	0.003	0.122	0.695	0.163	0.001	0.021	0.221	0.662
69	0.442	0.489	0.063	0.006	0.051	0.637	0.276	0.033	0.002	0.117	0.693	0.169	0.001	0.020	0.217	0.664
70	0.436															

Transition matrices giving estimates of healthy life expectancy for hampering health (HH) condition for men									
I.State	None/Slight			Some			Severe		
E.State	N/S	Some	Severe	N/S	Some	Severe	N/S	Some	Severe
Age									
0	0.978	0.021	0.001	0.722	0.266	0.013	0.322	0.438	0.238
1	0.977	0.022	0.001	0.715	0.272	0.013	0.317	0.439	0.243
2	0.976	0.023	0.002	0.707	0.278	0.014	0.312	0.439	0.247
3	0.975	0.024	0.002	0.700	0.285	0.015	0.306	0.440	0.252
4	0.974	0.025	0.002	0.693	0.291	0.016	0.301	0.440	0.257
5	0.972	0.026	0.002	0.685	0.298	0.016	0.296	0.441	0.262
6	0.971	0.027	0.002	0.678	0.305	0.017	0.291	0.441	0.266
7	0.970	0.028	0.002	0.670	0.311	0.018	0.286	0.441	0.271
8	0.969	0.029	0.002	0.663	0.318	0.019	0.281	0.441	0.276
9	0.968	0.030	0.002	0.655	0.325	0.020	0.276	0.441	0.281
10	0.966	0.031	0.002	0.647	0.331	0.021	0.271	0.441	0.286
11	0.965	0.032	0.003	0.639	0.338	0.022	0.266	0.441	0.291
12	0.963	0.034	0.003	0.632	0.345	0.023	0.261	0.440	0.296
13	0.962	0.035	0.003	0.624	0.352	0.025	0.256	0.440	0.301
14	0.960	0.036	0.003	0.616	0.358	0.026	0.251	0.440	0.306
15	0.959	0.038	0.003	0.608	0.365	0.027	0.246	0.439	0.312
16	0.957	0.039	0.003	0.599	0.372	0.028	0.242	0.438	0.317
17	0.956	0.040	0.004	0.591	0.379	0.030	0.237	0.438	0.322
18	0.954	0.042	0.004	0.583	0.385	0.031	0.232	0.437	0.327
19	0.952	0.044	0.004	0.575	0.392	0.033	0.228	0.436	0.333
20	0.950	0.045	0.004	0.567	0.399	0.034	0.223	0.435	0.338
21	0.948	0.047	0.004	0.558	0.405	0.036	0.219	0.434	0.343
22	0.947	0.048	0.005	0.550	0.412	0.038	0.214	0.433	0.349
23	0.945	0.050	0.005	0.542	0.418	0.039	0.210	0.432	0.354
24	0.942	0.052	0.005	0.533	0.425	0.041	0.206	0.430	0.360
25	0.940	0.054	0.005	0.525	0.431	0.043	0.202	0.429	0.365
26	0.938	0.056	0.006	0.517	0.438	0.045	0.197	0.427	0.371
27	0.936	0.057	0.006	0.508	0.444	0.047	0.193	0.426	0.376
28	0.934	0.059	0.006	0.500	0.450	0.049	0.189	0.424	0.382
29	0.931	0.061	0.007	0.492	0.457	0.051	0.185	0.422	0.387
30	0.929	0.063	0.007	0.483	0.463	0.053	0.181	0.421	0.393
31	0.926	0.066	0.007	0.475	0.469	0.056	0.177	0.419	0.398
32	0.924	0.068	0.008	0.467	0.475	0.058	0.173	0.417	0.404
33	0.921	0.070	0.008	0.458	0.481	0.060	0.170	0.415	0.409
34	0.919	0.072	0.008	0.450	0.486	0.063	0.166	0.413	0.415
35	0.916	0.074	0.009	0.442	0.492	0.066	0.162	0.411	0.420
36	0.913	0.077	0.009	0.433	0.497	0.068	0.158	0.408	0.426
37	0.910	0.079	0.010	0.425	0.503	0.071	0.155	0.406	0.432
38	0.907	0.082	0.010	0.417	0.508	0.074	0.151	0.404	0.437
39	0.904	0.084	0.011	0.409	0.513	0.077	0.148	0.401	0.443
40	0.901	0.087	0.011	0.401	0.518	0.080	0.144	0.399	0.448
41	0.898	0.089	0.012	0.392	0.523	0.083	0.141	0.396	0.454
42	0.895	0.092	0.012	0.384	0.528	0.086	0.138	0.393	0.460
43	0.891	0.094	0.013	0.376	0.533	0.089	0.134	0.391	0.465
44	0.888	0.097	0.013	0.368	0.537	0.093	0.131	0.388	0.471
45	0.885	0.100	0.014	0.361	0.541	0.096	0.128	0.385	0.476
46	0.881	0.103	0.014	0.353	0.545	0.100	0.125	0.382	0.482
47	0.877	0.106	0.015	0.345	0.549	0.103	0.122	0.379	0.488
48	0.874	0.109	0.016	0.337	0.553	0.107	0.119	0.376	0.493
49	0.870	0.112	0.016	0.330	0.557	0.111	0.116	0.373	0.499
50	0.866	0.115	0.017	0.322	0.560	0.115	0.113	0.370	0.504
51	0.862	0.118	0.018	0.315	0.564	0.119	0.110	0.367	0.510
52	0.858	0.121	0.019	0.307	0.567	0.123	0.107	0.364	0.515
53	0.854	0.124	0.019	0.300	0.570	0.127	0.105	0.361	0.520
54	0.850	0.127	0.020	0.293	0.572	0.132	0.102	0.358	0.526
55	0.846	0.130	0.021	0.285	0.575	0.136	0.099	0.354	0.531
56	0.841	0.134	0.022	0.278	0.577	0.140	0.097	0.351	0.537
57	0.837	0.137	0.023	0.271	0.580	0.145	0.094	0.347	0.542
58	0.832	0.140	0.024	0.264	0.582	0.150	0.092	0.344	0.547
59	0.828	0.144	0.025	0.258	0.583	0.154	0.089	0.341	0.552
60	0.823	0.147	0.026	0.251	0.585	0.159	0.087	0.337	0.558
61	0.819	0.151	0.027	0.244	0.586	0.164	0.084	0.334	0.563
62	0.814	0.154	0.028	0.238	0.587	0.169	0.082	0.330	0.568
63	0.809	0.158	0.029	0.231	0.588	0.174	0.080	0.326	0.573
64	0.804	0.161	0.030	0.225	0.589	0.180	0.078	0.323	0.578
65	0.799	0.165	0.031	0.219	0.590	0.185	0.076	0.319	0.583
66	0.794	0.169	0.032	0.212	0.590	0.190	0.073	0.316	0.588
67	0.789	0.172	0.033	0.206	0.590	0.196	0.071	0.312	0.593
68	0.783	0.176	0.035	0.200	0.590	0.201	0.069	0.308	0.598
69	0.778	0.180	0.036	0.195	0.590	0.207	0.067	0.305	0.603
70	0.773	0.183	0.037	0.189	0.590	0.213	0.065	0.301	0.607
71	0.767	0.187	0.039	0.183	0.589	0.218	0.064	0.297	0.612
72	0.762	0.191	0.040	0.178	0.588	0.224	0.062	0.293	0.617
73	0.756	0.195	0.042	0.172	0.587	0.230	0.060	0.290	0.621
74	0.750	0.199	0.043	0.167	0.586	0.236	0.058	0.286	0.626
75	0.745	0.202	0.044	0.162	0.584	0.242	0.056	0.282	0.630
76	0.739	0.206	0.046	0.157	0.583	0.248	0.055	0.278	0.635
77	0.733	0.210	0.048	0.152	0.581	0.254	0.053	0.274	0.639
78	0.727	0.214	0.049	0.147	0.579	0.261	0.051	0.271	0.643
79	0.721	0.218	0.051	0.142	0.576	0.267	0.050	0.267	0.647
80	0.715	0.222	0.053	0.137	0.574	0.273	0.048	0.263	0.652
81	0.709	0.226	0.054	0.133	0.571	0.280	0.047	0.259	0.656
82	0.703	0.230	0.056	0.128	0.568	0.286	0.045	0.255	0.660
83	0.696	0.233	0.058	0.124	0.565	0.293	0.044	0.252	0.664
84	0.690	0.237	0.060	0.120	0.562	0.299	0.043	0.248	0.667
85	0.684	0.241	0.062	0.116	0.559	0.306	0.041	0.244	0.671
86	0.677	0.245	0.064	0.112	0.555	0.312	0.040	0.240	0.675
87	0.671	0.249	0.066	0.108	0.551	0.319	0.039	0.237	0.678
88	0.664	0.253	0.068	0.104	0.548	0.325	0.037	0.233	0.682
89	0.658	0.256	0.070	0.100	0.543	0.332	0.036	0.229	0.685
90	0.651	0.260	0.072	0.096	0.539	0.339	0.035	0.225	0.689
91	0.644	0.264	0.074	0.093	0.535	0.345	0.034	0.222	0.692
92	0.638	0.268	0.076	0.089	0.530	0.352	0.033	0.218	0.695
93	0.631	0.271	0.079	0.086	0.526	0.358	0.032	0.214	0.698
94	0.624	0.275	0.081	0.083	0.521	0.365	0.031	0.211	0.701
95	0.617	0.279	0.083	0.080	0.516	0.372	0.030	0.207	0.704
96	0.610	0.282	0.086	0.077	0.511	0.378	0.029	0.203	0.707
97	0.603	0.286	0.088	0.074	0.506	0.385	0.028	0.200	0.710
98	0.596	0.289	0.090	0.071	0.500	0.391	0.027	0.196	0.712
99	0.589	0.293	0.093	0.068	0.495	0.398	0.026	0.193	0.715

Transition matrices giving estimates of healthy life expectancy for hampering health (HH) condition for women									
I.State	None/Slight			Some			Severe		
E.State	N/S	Some	Severe	N/S	Some	Severe	N/S	Some	Severe
Age									
0	0.980	0.019	0.001	0.740	0.249	0.011	0.308	0.440	0.250
1	0.979	0.019	0.001	0.733	0.255	0.011	0.303	0.440	0.255
2	0.978	0.020	0.001	0.726	0.261	0.012	0.298	0.441	0.260
3	0.977	0.021	0.001	0.719	0.268	0.013	0.293	0.441	0.265
4	0.976	0.022	0.002	0.712	0.274	0.014	0.287	0.441	0.270
5	0.975	0.023	0.002	0.705	0.281	0.014	0.282	0.441	0.275
6	0.974	0.024	0.002	0.698	0.287	0.015	0.277	0.441	0.279
7	0.973	0.025	0.002	0.690	0.294	0.016	0.272	0.441	0.284
8	0.972	0.026	0.002	0.683	0.300	0.017	0.267	0.441	0.289
9	0.971	0.027	0.002	0.675	0.307	0.018	0.262	0.441	0.295
10	0.970	0.028	0.002	0.668	0.314	0.019	0.258	0.440	0.300
11	0.969	0.029	0.002	0.660	0.320	0.019	0.253	0.440	0.305
12	0.967	0.030	0.002	0.652	0.327	0.020	0.248	0.439	0.310
13	0.966	0.031	0.002	0.645	0.334	0.022	0.243	0.439	0.315
14	0.965	0.033	0.003	0.637	0.340	0.023	0.239	0.438	0.320
15	0.963	0.034	0.003	0.629	0.347	0.024	0.234	0.437	0.326
16	0.962	0.035	0.003	0.621	0.354	0.025	0.229	0.436	0.331
17	0.960	0.037	0.003	0.613	0.361	0.026	0.225	0.435	0.336
18	0.959	0.038	0.003	0.605	0.367	0.028	0.220	0.434	0.342
19	0.957	0.039	0.003	0.597	0.374	0.029	0.216	0.433	0.347
20	0.955	0.041	0.004	0.589	0.381	0.030	0.212	0.432	0.352
21	0.954	0.042	0.004	0.580	0.388	0.032	0.207	0.431	0.358
22	0.952	0.044	0.004	0.572	0.394	0.033	0.203	0.429	0.363
23	0.950	0.045	0.004	0.564	0.401	0.035	0.199	0.428	0.369
24	0.948	0.047	0.004	0.556	0.408	0.036	0.195	0.426	0.374
25	0.946	0.049	0.005	0.547	0.414	0.038	0.191	0.425	0.380
26	0.944	0.051	0.005	0.539	0.421	0.040	0.186	0.423	0.385
27	0.942	0.052	0.005	0.531	0.427	0.042	0.182	0.421	0.391
28	0.940	0.054	0.005	0.522	0.434	0.044	0.179	0.419	0.396
29	0.938	0.056	0.006	0.514	0.440	0.046	0.175	0.417	0.402
30	0.935	0.058	0.006	0.506	0.446	0.048	0.171	0.415	0.407
31	0.933	0.060	0.006	0.497	0.452	0.050	0.167	0.413	0.413
32	0.931	0.062	0.007	0.489	0.459	0.052	0.163	0.411	0.419
33	0.928	0.064	0.007	0.480	0.465	0.054	0.160	0.409	0.424
34	0.926	0.066	0.007	0.472	0.471	0.056	0.156	0.407	0.430
35	0.923	0.068	0.008	0.464	0.477	0.059	0.152	0.404	0.435
36	0.921	0.070	0.008	0.455	0.482	0.061	0.149	0.402	0.441
37	0.918	0.073	0.008	0.447	0.488	0.064	0.145	0.400	0.447
38	0.915	0.075	0.009	0.439	0.494	0.066	0.142	0.397	0.452
39	0.912	0.077	0.009	0.431	0.499	0.069	0.139	0.394	0.458
40	0.910	0.080	0.010	0.422	0.505	0.072	0.135	0.392	0.463
41	0.907	0.082	0.010	0.414	0.510	0.075	0.132	0.389	0.469
42	0.904	0.085	0.011	0.406	0.515	0.078	0.129	0.386	0.475
43	0.900	0.087	0.011	0.398	0.520	0.081	0.126	0.383	0.480
44	0.897	0.090	0.012	0.390	0.525	0.084	0.123	0.380	0.486
45	0.894	0.092	0.012	0.382	0.529	0.087	0.120	0.377	0.491
46	0.891	0.095	0.013	0.374	0.534	0.091	0.117	0.374	0.497
47	0.887	0.098	0.013	0.366	0.538	0.094	0.114	0.371	0.502
48	0.884	0.101	0.014	0.358	0.543	0.097	0.111	0.368	0.508
49	0.880	0.103	0.015	0.350	0.547	0.101	0.108	0.365	0.513
50	0.877	0.106	0.015	0.342	0.551	0.105	0.105	0.362	0.519
51	0.873	0.109	0.016	0.335	0.554	0.108	0.103	0.359	0.524
52	0.869	0.112	0.017	0.327	0.558	0.112	0.100	0.355	0.529
53	0.865	0.115	0.017	0.320	0.561	0.116	0.097	0.352	0.535
54	0.861	0.118	0.018	0.312	0.565	0.120	0.095	0.349	0.540
55	0.857	0.121	0.019	0.305	0.568	0.124	0.092	0.345	0.545
56	0.853	0.125	0.020	0.297	0.571	0.129	0.090	0.342	0.551
57	0.849	0.128	0.020	0.290	0.573	0.133	0.088	0.338	0.556
58	0.845	0.131	0.021	0.283	0.576	0.137	0.085	0.335	0.561
59	0.840	0.134	0.022	0.276	0.578	0.142	0.083	0.331	0.566
60	0.836	0.138	0.023	0.269	0.580	0.147	0.081	0.328	0.571
61	0.831	0.141	0.024	0.262	0.582	0.151	0.078	0.324	0.576
62	0.827	0.145	0.025	0.255	0.584	0.156	0.076	0.320	0.581
63	0.822	0.148	0.026	0.249	0.585	0.161	0.074	0.317	0.586
64	0.818	0.151	0.027	0.242	0.587	0.166	0.072	0.313	0.591
65	0.813	0.155	0.028	0.235	0.588	0.171	0.070	0.309	0.596
66	0.808	0.159	0.029	0.229	0.589	0.176	0.068	0.306	0.601
67	0.803	0.162	0.030	0.223	0.589	0.181	0.066	0.302	0.606
68	0.798	0.166	0.031	0.217	0.590	0.187	0.064	0.298	0.611
69	0.793	0.169	0.033	0.210	0.590	0.192	0.062	0.295	0.615
70	0.788	0.173	0.034	0.204	0.590	0.198	0.060	0.291	0.620
71	0.782	0.177	0.035	0.198	0.590	0.203	0.059	0.287	0.624
72	0.777	0.180	0.036	0.193	0.590	0.209	0.057	0.283	0.629
73	0.772	0.184	0.038	0.187	0.589	0.214	0.055	0.279	0.633
74	0.766	0.188	0.039	0.181	0.589	0.220	0.054	0.276	0.638
75	0.761	0.192	0.040	0.176	0.588	0.226	0.052	0.272	0.642
76	0.755	0.196	0.042	0.171	0.587	0.232	0.050	0.268	0.646
77	0.749	0.199	0.043	0.165	0.585	0.238	0.049	0.264	0.650
78	0.743	0.203	0.045	0.160	0.584	0.244	0.047	0.260	0.654
79	0.738	0.207	0.046	0.155	0.582	0.250	0.046	0.257	0.658
80	0.732	0.211	0.048	0.150	0.580	0.256	0.044	0.253	0.662
81	0.726	0.215	0.050	0.145	0.578	0.263	0.043	0.249	0.666
82	0.720	0.219	0.051	0.141	0.575	0.269	0.042	0.245	0.670
83	0.714	0.223	0.053	0.136	0.573	0.275	0.040	0.242	0.674
84	0.707	0.226	0.055	0.131	0.570	0.282	0.039	0.238	0.677
85	0.701	0.230	0.057	0.127	0.567	0.288	0.038	0.234	0.681
86	0.695	0.234	0.058	0.123	0.564	0.295	0.037	0.230	0.684
87	0.689	0.238	0.060	0.118	0.561	0.301	0.035	0.227	0.688
88	0.682	0.242	0.062	0.114	0.558	0.308	0.034	0.223	0.691
89	0.676	0.246	0.064	0.110	0.554	0.314	0.033	0.219	0.694
90	0.669	0.250	0.066	0.106	0.550	0.321	0.032	0.216	0.697
91	0.663	0.253	0.068	0.103	0.546	0.327	0.031	0.212	0.700
92	0.656	0.257	0.070	0.099	0.542	0.334	0.030	0.208	0.703
93	0.650	0.261	0.072	0.095	0.538	0.341	0.029	0.205	0.706
94	0.643	0.265	0.075	0.092	0.533	0.347	0.028	0.201	0.709
95	0.636	0.268	0.077	0.088	0.529	0.354	0.027	0.197	0.711
96	0.629	0.272	0.079	0.085	0.524	0.361	0.026	0.194	0.714
97	0.622	0.276	0.081	0.082	0.519	0.367	0.025	0.190	0.716
98	0.616	0.279	0.084	0.079	0.514	0.374	0.024	0.187	0.719
99	0.609	0.283	0.086	0.076	0.509	0.380	0.024	0.183	0.721



# A1.4 Germany

Expected time spent in each health state for self-reported health (SAH) for men																
L.State	Very Good				Good				Fair				Bad/Very Bad			
	VG	G	F	B/VB	VG	G	F	B/VB	VG	G	F	B/VB	VG	G	F	B/VB
E.State																
Age																
0	10.25	32.32	21.25	11.46	9.79	32.74	21.33	11.46	9.47	32.63	21.73	11.50	9.38	32.36	21.90	11.68
1	9.91	31.78	21.16	11.45	9.45	32.20	21.24	11.46	9.13	32.07	21.66	11.49	9.03	31.80	21.82	11.68
2	9.58	31.23	21.07	11.45	9.11	31.65	21.15	11.45	8.79	31.50	21.58	11.49	8.69	31.23	21.74	11.69
3	9.25	30.67	20.97	11.44	8.78	31.09	21.06	11.44	8.46	30.94	21.50	11.48	8.36	30.65	21.66	11.69
4	8.94	30.12	20.87	11.43	8.46	30.54	20.97	11.43	8.14	30.37	21.41	11.47	8.04	30.08	21.58	11.69
5	8.63	29.56	20.77	11.42	8.14	29.98	20.87	11.42	7.83	29.80	21.32	11.47	7.73	29.50	21.49	11.69
6	8.32	29.00	20.66	11.41	7.84	29.42	20.76	11.41	7.52	29.22	21.23	11.46	7.42	28.91	21.39	11.70
7	8.03	28.44	20.55	11.40	7.54	28.86	20.66	11.40	7.23	28.64	21.13	11.45	7.12	28.32	21.29	11.70
8	7.74	27.88	20.43	11.39	7.25	28.29	20.54	11.39	6.94	28.06	21.03	11.45	6.83	27.74	21.19	11.70
9	7.46	27.31	20.31	11.37	6.96	27.72	20.43	11.38	6.65	27.48	20.92	11.44	6.54	27.14	21.08	11.70
10	7.19	26.75	20.18	11.36	6.69	27.15	20.31	11.37	6.38	26.90	20.81	11.43	6.27	26.55	20.97	11.71
11	6.92	26.18	20.05	11.35	6.42	26.58	20.18	11.36	6.11	26.31	20.70	11.42	6.00	25.95	20.85	11.71
12	6.66	25.61	19.92	11.33	6.15	26.01	20.05	11.34	5.85	25.72	20.58	11.41	5.74	25.36	20.73	11.71
13	6.41	25.04	19.78	11.32	5.90	25.44	19.92	11.33	5.60	25.13	20.45	11.40	5.48	24.76	20.60	11.71
14	6.17	24.47	19.63	11.30	5.65	24.87	19.78	11.31	5.35	24.54	20.32	11.38	5.24	24.16	20.46	11.71
15	5.93	23.91	19.48	11.28	5.41	24.30	19.63	11.29	5.12	23.96	20.18	11.37	5.00	23.56	20.32	11.71
16	5.70	23.34	19.33	11.26	5.18	23.72	19.48	11.27	4.88	23.37	20.04	11.36	4.77	22.96	20.18	11.71
17	5.48	22.77	19.16	11.24	4.95	23.15	19.33	11.25	4.66	22.78	19.90	11.34	4.54	22.35	20.02	11.70
18	5.26	22.21	19.00	11.22	4.73	22.58	19.17	11.23	4.44	22.19	19.74	11.33	4.33	21.75	19.86	11.70
19	5.05	21.65	18.82	11.19	4.52	22.01	19.00	11.21	4.23	21.60	19.59	11.31	4.12	21.15	19.70	11.70
20	4.85	21.08	18.65	11.16	4.32	21.44	18.83	11.19	4.03	21.01	19.42	11.29	3.91	20.56	19.53	11.69
21	4.65	20.53	18.46	11.14	4.12	20.88	18.65	11.16	3.84	20.43	19.25	11.27	3.72	19.96	19.35	11.69
22	4.46	19.97	18.27	11.11	3.93	20.31	18.47	11.13	3.65	19.84	19.07	11.25	3.53	19.37	19.16	11.68
23	4.28	19.42	18.08	11.07	3.74	19.75	18.28	11.10	3.47	19.26	18.89	11.22	3.35	18.77	18.97	11.67
24	4.10	18.87	17.87	11.04	3.56	19.19	18.08	11.07	3.29	18.69	18.70	11.20	3.17	18.18	18.77	11.66
25	3.93	18.32	17.67	11.00	3.39	18.64	17.88	11.04	3.12	18.11	18.51	11.17	3.00	17.60	18.56	11.65
26	3.76	17.78	17.45	10.96	3.22	18.09	17.68	11.00	2.96	17.54	18.30	11.14	2.84	17.02	18.34	11.63
27	3.61	17.24	17.23	10.92	3.07	17.54	17.46	10.96	2.80	16.98	18.09	11.11	2.69	16.44	18.12	11.62
28	3.45	16.71	17.01	10.88	2.91	17.00	17.24	10.92	2.65	16.42	17.88	11.08	2.54	15.86	17.89	11.60
29	3.31	16.19	16.77	10.83	2.76	16.46	17.02	10.87	2.51	15.86	17.66	11.04	2.39	15.30	17.65	11.58
30	3.16	15.67	16.54	10.78	2.62	15.93	16.79	10.82	2.37	15.31	17.43	11.00	2.26	14.73	17.41	11.55
31	3.03	15.16	16.29	10.72	2.49	15.41	16.55	10.77	2.24	14.76	17.19	10.96	2.12	14.18	17.15	11.52
32	2.90	14.65	16.04	10.67	2.36	14.89	16.31	10.72	2.11	14.23	16.95	10.91	2.00	13.63	16.89	11.49
33	2.77	14.15	15.79	10.60	2.23	14.37	16.06	10.66	1.99	13.69	16.70	10.86	1.88	13.09	16.62	11.46
34	2.65	13.66	15.53	10.54	2.11	13.87	15.80	10.60	1.88	13.17	16.44	10.81	1.77	12.55	16.35	11.42
35	2.54	13.17	15.26	10.47	2.00	13.37	15.54	10.53	1.77	12.65	16.18	10.75	1.66	12.03	16.06	11.38
36	2.43	12.70	14.99	10.39	1.89	12.88	15.28	10.46	1.66	12.15	15.91	10.69	1.56	11.51	15.77	11.34
37	2.33	12.23	14.72	10.31	1.79	12.40	15.01	10.38	1.56	11.65	15.64	10.63	1.46	11.00	15.47	11.29
38	2.23	11.77	14.44	10.23	1.69	11.93	14.73	10.30	1.47	11.16	15.36	10.56	1.36	10.50	15.17	11.23
39	2.13	11.33	14.15	10.14	1.59	11.46	14.46	10.22	1.38	10.67	15.07	10.48	1.28	10.01	14.85	11.18
40	2.04	10.89	13.87	10.04	1.50	11.01	14.17	10.13	1.29	10.20	14.78	10.41	1.19	9.53	14.54	11.11
41	1.95	10.46	13.58	9.94	1.42	10.56	13.88	10.03	1.21	9.74	14.48	10.32	1.11	9.06	14.21	11.04
42	1.87	10.04	13.28	9.83	1.34	10.13	13.59	9.93	1.14	9.29	14.18	10.23	1.04	8.61	13.88	10.96
43	1.79	9.63	12.98	9.72	1.26	9.70	13.30	9.83	1.06	8.85	13.88	10.14	0.97	8.16	13.55	10.88
44	1.72	9.23	12.69	9.60	1.19	9.29	13.00	9.71	1.00	8.42	13.57	10.03	0.91	7.73	13.21	10.79
45	1.65	8.85	12.38	9.48	1.12	8.88	12.70	9.59	0.93	8.00	13.26	9.93	0.84	7.31	12.86	10.69
46	1.58	8.47	12.08	9.34	1.06	8.49	12.40	9.47	0.87	7.60	12.94	9.81	0.79	6.90	12.52	10.59
47	1.52	8.10	11.78	9.21	0.99	8.11	12.10	9.34	0.82	7.20	12.62	9.69	0.73	6.50	12.17	10.48
48	1.46	7.75	11.47	9.06	0.94	7.74	11.79	9.20	0.76	6.82	12.30	9.56	0.68	6.12	11.81	10.36
49	1.40	7.41	11.17	8.91	0.88	7.38	11.49	9.05	0.71	6.45	11.98	9.43	0.63	5.75	11.46	10.23
50	1.35	7.08	10.87	8.75	0.83	7.03	11.19	8.90	0.67	6.09	11.66	9.28	0.59	5.39	11.10	10.10
51	1.29	6.76	10.57	8.58	0.78	6.70	10.88	8.74	0.62	5.75	11.34	9.13	0.55	5.05	10.75	9.95
52	1.25	6.45	10.27	8.40	0.74	6.37	10.58	8.57	0.58	5.42	11.01	8.98	0.51	4.72	10.39	9.80
53	1.20	6.15	9.97	8.22	0.70	6.06	10.28	8.39	0.55	5.10	10.69	8.81	0.48	4.41	10.04	9.64
54	1.16	5.86	9.67	8.03	0.66	5.75	9.98	8.21	0.51	4.79	10.37	8.64	0.45	4.10	9.68	9.47
55	1.12	5.59	9.38	7.83	0.62	5.46	9.69	8.01	0.48	4.49	10.06	8.45	0.42	3.81	9.33	9.29
56	1.08	5.32	9.10	7.62	0.59	5.18	9.40	7.81	0.45	4.21	9.74	8.26	0.39	3.54	8.99	9.10
57	1.05	5.07	8.81	7.41	0.56	4.91	9.11	7.61	0.42	3.94	9.43	8.06	0.36	3.28	8.65	8.89
58	1.02	4.82	8.54	7.19	0.53	4.65	8.82	7.39	0.40	3.68	9.12	7.85	0.34	3.03	8.31	8.68
59	0.99	4.58	8.26	6.97	0.51	4.40	8.55	7.17	0.38	3.43	8.82	7.63	0.31	2.80	7.98	8.46
60	0.97	4.35	8.00	6.74	0.48	4.16	8.27	6.95	0.35	3.19	8.52	7.41	0.29	2.58	7.65	8.22
61	0.96	4.12	7.73	6.52	0.47	3.92	8.01	6.72	0.34	2.97	8.23	7.17	0.27	2.37	7.33	7.96
62	0.95	3.88	7.48	6.30	0.45	3.69	7.75	6.49	0.32	2.76	7.95	6.93	0.25	2.18	7.01	7.69
63	0.98	3.64	7.21	6.10	0.45	3.46	7.49	6.27	0.30	2.56	7.67	6.68	0.23	2.01	6.71	7.39
64	1.08	3.37	6.93	5.93	0.45	3.20	7.24	6.07	0.28	2.38	7.41	6.42	0.20	1.86	6.40	7.06
65	1.38	3.12	6.57	5.77	0.46	2.90	6.98	5.91	0.25	2.25	7.19	6.18	0.18	1.71	6.09	6.67
66	1.29	2.95	6.32	5.66	0.41	2.72	6.72	5.80	0.22	2.08	6.90	6.07	0.15	1.56	5.77	6.55
67	1.21	2.80	6.08	5.56	0.36	2.54	6.45	5.69	0.19	1.93	6.61	5.96	0.13	1.42	5.46	6.43
68	1.14	2.65	5.84	5.45	0.32	2.38	6.20	5.58	0.17	1.78	6.33	5.85	0.11	1.29	5.16	6.31
69	1.07	2.51	5.60	5.34	0.28	2.22	5.94	5.47	0.15	1.65	6.06	5.74	0.10	1.17	4.86	6.18
70	1.00	2.38	5.37	5.23	0.25	2.08	5.70	5.35	0.13	1.52	5.80	5.62	0.08	1.06	4.58	6.05
71	0.94	2.26	5.15	5.12	0.22	1.94	5.46	5.24	0.11	1.40	5.54	5.51	0.07	0.96	4.31	5.91
72	0.88	2.14	4.93	5.00	0.20	1.81	5.22	5.12	0.10	1.29	5.29	5.39	0.06	0.87	4.05	5.78
73	0.83	2.03	4.72	4.88	0.18	1.69	4.99	5.00	0.08	1.						

Expected time spent in each health state for self-reported health (SAH) for women																
L.State E.State	Very Good				Good				Fair				Bad/Very Bad			
	VG	G	F	B/VB	VG	G	F	B/VB	VG	G	F	B/VB	VG	G	F	B/VB
Age																
0	11.67	33.08	19.55	10.62	11.29	33.46	19.59	10.62	10.93	33.39	19.99	10.65	10.78	33.11	20.20	10.86
1	11.30	32.55	19.47	10.62	10.91	32.93	19.52	10.61	10.55	32.85	19.93	10.65	10.40	32.56	20.14	10.87
2	10.93	32.02	19.39	10.61	10.54	32.40	19.44	10.61	10.18	32.30	19.87	10.64	10.03	32.00	20.08	10.87
3	10.58	31.48	19.31	10.60	10.18	31.86	19.36	10.60	9.82	31.75	19.80	10.64	9.67	31.44	20.01	10.88
4	10.23	30.94	19.23	10.59	9.83	31.32	19.28	10.59	9.47	31.20	19.73	10.63	9.31	30.88	19.94	10.88
5	9.89	30.39	19.14	10.59	9.48	30.78	19.20	10.59	9.13	30.64	19.65	10.63	8.96	30.31	19.86	10.89
6	9.55	29.85	19.04	10.58	9.14	30.24	19.11	10.58	8.79	30.08	19.57	10.62	8.62	29.74	19.78	10.89
7	9.23	29.30	18.95	10.57	8.81	29.69	19.02	10.57	8.46	29.52	19.49	10.62	8.29	29.16	19.70	10.90
8	8.91	28.74	18.85	10.56	8.49	29.13	18.92	10.56	8.13	28.95	19.41	10.61	7.97	28.58	19.61	10.90
9	8.60	28.19	18.74	10.55	8.17	28.58	18.82	10.55	7.82	28.38	19.32	10.60	7.65	28.00	19.52	10.91
10	8.29	27.63	18.64	10.54	7.86	28.02	18.72	10.54	7.51	27.81	19.22	10.60	7.34	27.41	19.43	10.91
11	7.99	27.07	18.52	10.52	7.56	27.46	18.61	10.53	7.21	27.23	19.13	10.59	7.04	26.82	19.33	10.92
12	7.70	26.51	18.41	10.51	7.27	26.90	18.50	10.51	6.92	26.65	19.03	10.58	6.75	26.23	19.22	10.92
13	7.42	25.95	18.29	10.50	6.98	26.34	18.38	10.50	6.63	26.07	18.92	10.57	6.46	25.64	19.12	10.92
14	7.15	25.39	18.16	10.48	6.70	25.77	18.26	10.49	6.36	25.48	18.81	10.56	6.18	25.04	19.00	10.93
15	6.88	24.82	18.03	10.47	6.43	25.20	18.14	10.47	6.09	24.90	18.70	10.55	5.91	24.44	18.88	10.93
16	6.62	24.26	17.90	10.45	6.17	24.64	18.01	10.46	5.82	24.31	18.58	10.54	5.65	23.84	18.76	10.93
17	6.37	23.69	17.76	10.43	5.91	24.07	17.87	10.44	5.57	23.73	18.45	10.53	5.39	23.24	18.63	10.94
18	6.12	23.13	17.62	10.41	5.66	23.50	17.74	10.42	5.32	23.14	18.33	10.51	5.14	22.64	18.49	10.94
19	5.88	22.56	17.47	10.39	5.42	22.93	17.59	10.40	5.08	22.55	18.19	10.50	4.90	22.03	18.35	10.94
20	5.65	22.00	17.31	10.37	5.18	22.36	17.44	10.38	4.85	21.96	18.05	10.48	4.67	21.43	18.20	10.94
21	5.42	21.44	17.15	10.34	4.95	21.80	17.29	10.36	4.62	21.37	17.91	10.47	4.44	20.83	18.05	10.94
22	5.20	20.87	16.98	10.32	4.73	21.23	17.13	10.33	4.40	20.79	17.75	10.45	4.23	20.22	17.88	10.94
23	4.99	20.32	16.81	10.29	4.52	20.66	16.96	10.31	4.19	20.20	17.60	10.43	4.01	19.62	17.72	10.94
24	4.79	19.76	16.64	10.26	4.31	20.10	16.79	10.28	3.99	19.61	17.43	10.41	3.81	19.02	17.54	10.93
25	4.59	19.20	16.45	10.23	4.11	19.54	16.62	10.25	3.79	19.03	17.27	10.39	3.61	18.42	17.36	10.93
26	4.40	18.65	16.27	10.19	3.92	18.98	16.43	10.22	3.60	18.45	17.09	10.36	3.42	17.82	17.17	10.92
27	4.21	18.10	16.07	10.16	3.73	18.43	16.25	10.18	3.41	17.87	16.91	10.34	3.24	17.23	16.97	10.91
28	4.03	17.56	15.87	10.12	3.55	17.87	16.05	10.14	3.24	17.30	16.72	10.31	3.06	16.64	16.77	10.90
29	3.86	17.02	15.67	10.08	3.38	17.33	15.85	10.10	3.07	16.73	16.53	10.28	2.89	16.05	16.55	10.89
30	3.70	16.49	15.46	10.03	3.21	16.78	15.65	10.06	2.90	16.16	16.32	10.24	2.73	15.47	16.33	10.87
31	3.54	15.96	15.24	9.98	3.05	16.24	15.44	10.02	2.74	15.60	16.12	10.21	2.57	14.89	16.11	10.85
32	3.38	15.43	15.02	9.93	2.89	15.71	15.22	9.97	2.59	15.04	15.90	10.17	2.43	14.31	15.87	10.83
33	3.23	14.91	14.79	9.88	2.74	15.18	15.00	9.91	2.45	14.49	15.68	10.13	2.28	13.75	15.63	10.81
34	3.09	14.40	14.55	9.82	2.60	14.66	14.77	9.86	2.31	13.94	15.45	10.08	2.14	13.19	15.37	10.78
35	2.96	13.90	14.31	9.75	2.46	14.14	14.54	9.80	2.18	13.40	15.22	10.03	2.01	12.63	15.11	10.75
36	2.83	13.40	14.07	9.69	2.33	13.63	14.30	9.73	2.05	12.87	14.98	9.98	1.89	12.09	14.85	10.72
37	2.70	12.91	13.82	9.61	2.21	13.13	14.06	9.67	1.93	12.35	14.73	9.93	1.77	11.55	14.57	10.68
38	2.58	12.43	13.57	9.54	2.09	12.64	13.81	9.59	1.81	11.83	14.48	9.86	1.66	11.02	14.29	10.63
39	2.47	11.96	13.31	9.46	1.97	12.15	13.55	9.52	1.70	11.32	14.22	9.80	1.55	10.50	14.00	10.58
40	2.36	11.49	13.05	9.37	1.86	11.67	13.30	9.43	1.60	10.82	13.96	9.73	1.45	9.98	13.70	10.53
41	2.25	11.04	12.78	9.28	1.76	11.20	13.03	9.35	1.50	10.33	13.69	9.66	1.35	9.48	13.40	10.47
42	2.15	10.59	12.51	9.18	1.66	10.74	12.77	9.25	1.40	9.85	13.41	9.58	1.26	8.99	13.09	10.40
43	2.06	10.16	12.24	9.07	1.57	10.29	12.50	9.16	1.31	9.38	13.13	9.49	1.17	8.52	12.78	10.33
44	1.97	9.73	11.96	8.96	1.48	9.85	12.23	9.05	1.23	8.92	12.85	9.40	1.09	8.05	12.45	10.25
45	1.88	9.32	11.68	8.85	1.39	9.43	11.95	8.94	1.15	8.47	12.56	9.30	1.02	7.59	12.13	10.17
46	1.80	8.92	11.40	8.73	1.31	9.01	11.67	8.82	1.08	8.04	12.27	9.20	0.94	7.15	11.80	10.08
47	1.72	8.52	11.12	8.60	1.24	8.60	11.39	8.70	1.00	7.61	11.97	9.09	0.88	6.72	11.46	9.98
48	1.65	8.14	10.84	8.46	1.16	8.20	11.11	8.57	0.94	7.20	11.67	8.97	0.81	6.31	11.13	9.87
49	1.58	7.77	10.55	8.32	1.10	7.82	10.83	8.43	0.88	6.80	11.37	8.85	0.75	5.91	10.79	9.75
50	1.52	7.42	10.27	8.17	1.03	7.44	10.55	8.29	0.82	6.41	11.07	8.71	0.70	5.52	10.45	9.63
51	1.45	7.07	9.99	8.01	0.97	7.08	10.27	8.14	0.76	6.03	10.77	8.57	0.65	5.14	10.10	9.50
52	1.40	6.73	9.71	7.84	0.92	6.73	9.99	7.98	0.71	5.67	10.46	8.43	0.60	4.79	9.76	9.35
53	1.34	6.41	9.43	7.67	0.86	6.39	9.71	7.81	0.66	5.32	10.16	8.27	0.56	4.44	9.42	9.20
54	1.29	6.10	9.15	7.49	0.81	6.06	9.43	7.63	0.62	4.98	9.86	8.11	0.52	4.11	9.08	9.04
55	1.24	5.79	8.88	7.30	0.77	5.74	9.15	7.45	0.58	4.65	9.56	7.94	0.48	3.80	8.74	8.87
56	1.20	5.50	8.61	7.10	0.73	5.43	8.88	7.26	0.54	4.34	9.26	7.76	0.44	3.50	8.40	8.69
57	1.16	5.22	8.35	6.90	0.69	5.14	8.61	7.07	0.50	4.04	8.96	7.57	0.41	3.21	8.07	8.49
58	1.12	4.94	8.09	6.70	0.65	4.85	8.34	6.86	0.47	3.76	8.67	7.37	0.38	2.94	7.74	8.28
59	1.09	4.67	7.83	6.49	0.62	4.57	8.08	6.66	0.44	3.48	8.38	7.16	0.35	2.69	7.41	8.06
60	1.06	4.40	7.58	6.28	0.59	4.30	7.83	6.44	0.41	3.22	8.10	6.94	0.32	2.46	7.10	7.83
61	1.04	4.14	7.34	6.07	0.57	4.03	7.58	6.23	0.39	2.97	7.82	6.72	0.29	2.24	6.78	7.57
62	1.04	3.86	7.09	5.87	0.55	3.75	7.34	6.02	0.36	2.74	7.55	6.48	0.26	2.05	6.47	7.30
63	1.09	3.57	6.85	5.69	0.54	3.47	7.11	5.83	0.34	2.52	7.29	6.24	0.24	1.87	6.16	6.99
64	1.27	3.26	6.56	5.51	0.53	3.16	6.88	5.65	0.31	2.33	7.06	6.00	0.21	1.72	5.85	6.65
65	1.91	3.02	6.13	5.31	0.48	2.75	6.66	5.51	0.28	2.22	6.87	5.76	0.18	1.57	5.52	6.25
66	1.79	2.87	5.90	5.21	0.42	2.58	6.40	5.41	0.25	2.05	6.59	5.66	0.16	1.43	5.22	6.13
67	1.69	2.73	5.68	5.11	0.37	2.41	6.14	5.31	0.21	1.90	6.32	5.56	0.13	1.29	4.92	6.01
68	1.59	2.59	5.46	5.01	0.33	2.25	5.90	5.20	0.19	1.76	6.05	5.45	0.11	1.17	4.63	5.88
69	1.50	2.47	5.24	4.91	0.29	2.10	5.65	5.09	0.16	1.63	5.80	5.34	0.10	1.06	4.35	5.75
70	1.41	2.35	5.03	4.80	0.26	1.96	5.42	4.98	0.14	1.51	5.55	5.23	0.08	0.96	4.09	5.62
71	1.33	2.24	4.83	4.70	0.23	1.83	5.19	4.87	0.12	1.39	5.30	5.12	0.07	0.87	3.83	5.49
72	1.25	2.13	4.63	4.59	0.20	1.71	4.96	4.76	0.11	1.29	5.07	5.01	0.06	0.78	3.59	5.35
73	1.18	2.03	4.44	4.48	0.18	1.59	4.75	4.64	0.09	1.19	4.84	4.90	0.05	0		

Expected time spent in each state for hampering health (HH) condition for men									
I.State	None/Slight			Some			Severe		
	N/S	Some	Severe	N/S	Some	Severe	N/S	Some	Severe
E.State									
Age									
0	55.53	14.22	5.74	55.16	14.58	5.76	54.26	14.98	6.13
1	54.58	14.18	5.74	54.20	14.56	5.76	53.28	14.96	6.14
2	53.63	14.15	5.74	53.23	14.53	5.76	52.29	14.94	6.15
3	52.69	14.11	5.74	52.27	14.51	5.76	51.31	14.91	6.17
4	51.74	14.08	5.74	51.31	14.48	5.76	50.32	14.89	6.18
5	50.80	14.04	5.73	50.36	14.46	5.76	49.34	14.86	6.19
6	49.86	14.00	5.73	49.40	14.43	5.76	48.36	14.83	6.21
7	48.92	13.95	5.73	48.45	14.40	5.76	47.38	14.79	6.22
8	47.98	13.91	5.73	47.50	14.37	5.76	46.40	14.76	6.24
9	47.05	13.86	5.73	46.55	14.33	5.75	45.43	14.72	6.26
10	46.12	13.81	5.72	45.60	14.30	5.75	44.45	14.69	6.27
11	45.20	13.77	5.72	44.66	14.26	5.75	43.48	14.64	6.29
12	44.27	13.71	5.72	43.72	14.23	5.75	42.51	14.60	6.31
13	43.35	13.66	5.71	42.78	14.19	5.75	41.54	14.56	6.32
14	42.44	13.60	5.71	41.84	14.15	5.75	40.57	14.51	6.34
15	41.52	13.55	5.71	40.91	14.10	5.75	39.60	14.46	6.36
16	40.61	13.49	5.70	39.98	14.06	5.75	38.64	14.40	6.38
17	39.70	13.42	5.70	39.05	14.01	5.75	37.67	14.35	6.40
18	38.80	13.36	5.69	38.13	13.96	5.75	36.71	14.29	6.42
19	37.90	13.29	5.69	37.21	13.91	5.75	35.76	14.22	6.44
20	37.01	13.22	5.68	36.29	13.85	5.75	34.80	14.16	6.46
21	36.12	13.15	5.68	35.37	13.80	5.74	33.85	14.09	6.48
22	35.24	13.07	5.67	34.46	13.74	5.74	32.90	14.01	6.50
23	34.35	13.00	5.66	33.56	13.68	5.74	31.95	13.93	6.52
24	33.48	12.92	5.65	32.66	13.61	5.74	31.01	13.85	6.54
25	32.61	12.83	5.65	31.76	13.54	5.74	30.07	13.76	6.56
26	31.74	12.75	5.64	30.87	13.47	5.73	29.13	13.67	6.58
27	30.89	12.66	5.63	29.98	13.40	5.73	28.20	13.58	6.60
28	30.03	12.56	5.62	29.09	13.32	5.73	27.27	13.48	6.62
29	29.19	12.47	5.60	28.21	13.24	5.72	26.35	13.37	6.64
30	28.35	12.37	5.59	27.34	13.15	5.72	25.43	13.26	6.66
31	27.51	12.26	5.58	26.47	13.07	5.71	24.52	13.14	6.68
32	26.69	12.16	5.56	25.61	12.97	5.71	23.61	13.02	6.70
33	25.87	12.05	5.55	24.76	12.88	5.70	22.71	12.89	6.72
34	25.05	11.93	5.53	23.91	12.78	5.69	21.82	12.75	6.74
35	24.25	11.82	5.51	23.07	12.67	5.68	20.94	12.61	6.76
36	23.45	11.70	5.49	22.23	12.56	5.68	20.06	12.46	6.77
37	22.67	11.57	5.47	21.40	12.45	5.67	19.19	12.31	6.79
38	21.89	11.44	5.44	20.58	12.33	5.65	18.33	12.14	6.80
39	21.12	11.31	5.42	19.77	12.21	5.64	17.48	11.98	6.81
40	20.36	11.18	5.39	18.97	12.09	5.63	16.64	11.80	6.82
41	19.61	11.04	5.36	18.18	11.95	5.61	15.81	11.62	6.83
42	18.87	10.90	5.33	17.40	11.82	5.60	14.99	11.43	6.84
43	18.14	10.75	5.29	16.62	11.68	5.58	14.19	11.23	6.84
44	17.42	10.60	5.25	15.86	11.53	5.55	13.40	11.02	6.84
45	16.72	10.45	5.21	15.11	11.38	5.53	12.63	10.81	6.83
46	16.02	10.30	5.17	14.37	11.23	5.51	11.87	10.60	6.82
47	15.34	10.14	5.13	13.64	11.07	5.48	11.13	10.37	6.81
48	14.67	9.98	5.08	12.92	10.90	5.44	10.41	10.14	6.79
49	14.01	9.82	5.02	12.22	10.74	5.41	9.70	9.90	6.77
50	13.36	9.66	4.97	11.53	10.56	5.37	9.02	9.66	6.74
51	12.72	9.49	4.91	10.86	10.39	5.33	8.35	9.42	6.71
52	12.10	9.33	4.85	10.20	10.21	5.28	7.71	9.16	6.67
53	11.49	9.16	4.78	9.55	10.02	5.23	7.10	8.91	6.62
54	10.88	8.99	4.71	8.92	9.84	5.18	6.50	8.65	6.56
55	10.29	8.82	4.64	8.31	9.65	5.12	5.94	8.39	6.49
56	9.71	8.65	4.56	7.71	9.46	5.05	5.41	8.12	6.41
57	9.14	8.49	4.48	7.14	9.26	4.98	4.90	7.86	6.32
58	8.58	8.32	4.40	6.58	9.07	4.90	4.43	7.59	6.21
59	8.02	8.15	4.32	6.04	8.87	4.81	4.00	7.32	6.09
60	7.46	7.99	4.24	5.52	8.67	4.71	3.61	7.05	5.94
61	6.90	7.83	4.16	5.04	8.47	4.61	3.26	6.79	5.77
62	6.33	7.68	4.09	4.58	8.27	4.49	2.96	6.52	5.56
63	5.74	7.53	4.02	4.17	8.07	4.37	2.71	6.25	5.32
64	5.11	7.39	3.97	3.84	7.86	4.23	2.50	5.99	5.02
65	4.42	7.25	3.94	3.63	7.64	4.10	2.31	5.74	4.66
66	4.10	6.96	3.88	3.31	7.32	4.05	2.04	5.37	4.58
67	3.80	6.66	3.81	3.01	6.99	3.99	1.80	5.00	4.49
68	3.52	6.37	3.74	2.72	6.68	3.93	1.58	4.65	4.40
69	3.26	6.09	3.67	2.46	6.36	3.86	1.39	4.31	4.30
70	3.01	5.81	3.60	2.22	6.06	3.79	1.21	3.99	4.20
71	2.79	5.54	3.53	2.00	5.76	3.72	1.05	3.68	4.09
72	2.58	5.27	3.45	1.80	5.46	3.65	0.91	3.38	3.99
73	2.39	5.02	3.37	1.62	5.18	3.57	0.79	3.10	3.88
74	2.21	4.77	3.29	1.45	4.90	3.50	0.68	2.84	3.77
75	2.05	4.54	3.21	1.30	4.64	3.42	0.59	2.60	3.65
76	1.89	4.31	3.13	1.16	4.38	3.33	0.51	2.37	3.54
77	1.76	4.09	3.04	1.03	4.13	3.25	0.43	2.16	3.42
78	1.63	3.89	2.96	0.92	3.90	3.17	0.37	1.96	3.31
79	1.51	3.69	2.88	0.82	3.67	3.08	0.32	1.78	3.20
80	1.40	3.50	2.79	0.73	3.46	3.00	0.27	1.61	3.08
81	1.30	3.32	2.71	0.65	3.26	2.91	0.23	1.45	2.97
82	1.21	3.15	2.62	0.57	3.06	2.83	0.19	1.31	2.86
83	1.13	2.99	2.54	0.51	2.88	2.74	0.16	1.18	2.75
84	1.05	2.84	2.45	0.45	2.70	2.66	0.14	1.06	2.64
85	0.98	2.69	2.37	0.40	2.54	2.57	0.12	0.96	2.54
86	0.92	2.56	2.28	0.35	2.38	2.48	0.10	0.86	2.44
87	0.86	2.43	2.19	0.31	2.24	2.39	0.08	0.77	2.33
88	0.80	2.30	2.10	0.27	2.10	2.30	0.07	0.69	2.23
89	0.75	2.18	2.01	0.24	1.96	2.21	0.06	0.61	2.13
90	0.70	2.07	1.91	0.21	1.83	2.12	0.05	0.55	2.03
91	0.66	1.96	1.81	0.19	1.71	2.02	0.04	0.48	1.93
92	0.61	1.85	1.69	0.16	1.59	1.91	0.03	0.43	1.83
93	0.58	1.74	1.56	0.14	1.48	1.79	0.03	0.37	1.72
94	0.54	1.62	1.41	0.12	1.36	1.65	0.02	0.32	1.61
95	0.50	1.49	1.22	0.10	1.24	1.49	0.02	0.27	1.49
96	0.46	1.35	0.99	0.09	1.11	1.29	0.01	0.22	1.34
97	0.42	1.16	0.72	0.07	0.96	1.04	0.01	0.16	1.16
98	0.37	0.89	0.41	0.05	0.76	0.73	0.01	0.11	0.92
99	0.27	0.50	0.13	0.03	0.48	0.36	0.00	0.05	0.57

Expected time spent in each state for hampering health (HH) condition for women									
I.State	None/Slight			Some			Severe		
E.State	N/S	Some	Severe	N/S	Some	Severe	N/S	Some	Severe
Age									
0	55.53	14.22	5.74	55.16	14.58	5.76	54.26	14.98	6.13
1	54.58	14.18	5.74	54.20	14.56	5.76	53.28	14.96	6.14
2	53.63	14.15	5.74	53.23	14.53	5.76	52.29	14.94	6.15
3	52.69	14.11	5.74	52.27	14.51	5.76	51.31	14.91	6.17
4	51.74	14.08	5.74	51.31	14.48	5.76	50.32	14.89	6.18
5	50.80	14.04	5.73	50.36	14.46	5.76	49.34	14.86	6.19
6	49.86	14.00	5.73	49.40	14.43	5.76	48.36	14.83	6.21
7	48.92	13.95	5.73	48.45	14.40	5.76	47.38	14.79	6.22
8	47.98	13.91	5.73	47.50	14.37	5.76	46.40	14.76	6.24
9	47.05	13.86	5.73	46.55	14.33	5.75	45.43	14.72	6.26
10	46.12	13.81	5.72	45.60	14.30	5.75	44.45	14.69	6.27
11	45.20	13.77	5.72	44.66	14.26	5.75	43.48	14.64	6.29
12	44.27	13.71	5.72	43.72	14.23	5.75	42.51	14.60	6.31
13	43.35	13.66	5.71	42.78	14.19	5.75	41.54	14.56	6.32
14	42.44	13.60	5.71	41.84	14.15	5.75	40.57	14.51	6.34
15	41.52	13.55	5.71	40.91	14.10	5.75	39.60	14.46	6.36
16	40.61	13.49	5.70	39.98	14.06	5.75	38.64	14.40	6.38
17	39.70	13.42	5.70	39.05	14.01	5.75	37.67	14.35	6.40
18	38.80	13.36	5.69	38.13	13.96	5.75	36.71	14.29	6.42
19	37.90	13.29	5.69	37.21	13.91	5.75	35.76	14.22	6.44
20	37.01	13.22	5.68	36.29	13.85	5.75	34.80	14.16	6.46
21	36.12	13.15	5.68	35.37	13.80	5.74	33.85	14.09	6.48
22	35.24	13.07	5.67	34.46	13.74	5.74	32.90	14.01	6.50
23	34.35	13.00	5.66	33.56	13.68	5.74	31.95	13.93	6.52
24	33.48	12.92	5.65	32.66	13.61	5.74	31.01	13.85	6.54
25	32.61	12.83	5.65	31.76	13.54	5.74	30.07	13.76	6.56
26	31.74	12.75	5.64	30.87	13.47	5.73	29.13	13.67	6.58
27	30.89	12.66	5.63	29.98	13.40	5.73	28.20	13.58	6.60
28	30.03	12.56	5.62	29.09	13.32	5.73	27.27	13.48	6.62
29	29.19	12.47	5.60	28.21	13.24	5.72	26.35	13.37	6.64
30	28.35	12.37	5.59	27.34	13.15	5.72	25.43	13.26	6.66
31	27.51	12.26	5.58	26.47	13.07	5.71	24.52	13.14	6.68
32	26.69	12.16	5.56	25.61	12.97	5.71	23.61	13.02	6.70
33	25.87	12.05	5.55	24.76	12.88	5.70	22.71	12.89	6.72
34	25.05	11.93	5.53	23.91	12.78	5.69	21.82	12.75	6.74
35	24.25	11.82	5.51	23.07	12.67	5.68	20.94	12.61	6.76
36	23.45	11.70	5.49	22.23	12.56	5.68	20.06	12.46	6.77
37	22.67	11.57	5.47	21.40	12.45	5.67	19.19	12.31	6.79
38	21.89	11.44	5.44	20.58	12.33	5.65	18.33	12.14	6.80
39	21.12	11.31	5.42	19.77	12.21	5.64	17.48	11.98	6.81
40	20.36	11.18	5.39	18.97	12.09	5.63	16.64	11.80	6.82
41	19.61	11.04	5.36	18.18	11.95	5.61	15.81	11.62	6.83
42	18.87	10.90	5.33	17.40	11.82	5.60	14.99	11.43	6.84
43	18.14	10.75	5.29	16.62	11.68	5.58	14.19	11.23	6.84
44	17.42	10.60	5.25	15.86	11.53	5.55	13.40	11.02	6.84
45	16.72	10.45	5.21	15.11	11.38	5.53	12.63	10.81	6.83
46	16.02	10.30	5.17	14.37	11.23	5.51	11.87	10.60	6.82
47	15.34	10.14	5.13	13.64	11.07	5.48	11.13	10.37	6.81
48	14.67	9.98	5.08	12.92	10.90	5.44	10.41	10.14	6.79
49	14.01	9.82	5.02	12.22	10.74	5.41	9.70	9.90	6.77
50	13.36	9.66	4.97	11.53	10.56	5.37	9.02	9.66	6.74
51	12.72	9.49	4.91	10.86	10.39	5.33	8.35	9.42	6.71
52	12.10	9.33	4.85	10.20	10.21	5.28	7.71	9.16	6.67
53	11.49	9.16	4.78	9.55	10.02	5.23	7.10	8.91	6.62
54	10.88	8.99	4.71	8.92	9.84	5.18	6.50	8.65	6.56
55	10.29	8.82	4.64	8.31	9.65	5.12	5.94	8.39	6.49
56	9.71	8.65	4.56	7.71	9.46	5.05	5.41	8.12	6.41
57	9.14	8.49	4.48	7.14	9.26	4.98	4.90	7.86	6.32
58	8.58	8.32	4.40	6.58	9.07	4.90	4.43	7.59	6.21
59	8.02	8.15	4.32	6.04	8.87	4.81	4.00	7.32	6.09
60	7.46	7.99	4.24	5.52	8.67	4.71	3.61	7.05	5.94
61	6.90	7.83	4.16	5.04	8.47	4.61	3.26	6.79	5.77
62	6.33	7.68	4.09	4.58	8.27	4.49	2.96	6.52	5.56
63	5.74	7.53	4.02	4.17	8.07	4.37	2.71	6.25	5.32
64	5.11	7.39	3.97	3.84	7.86	4.23	2.50	5.99	5.02
65	4.42	7.25	3.94	3.63	7.64	4.10	2.31	5.74	4.66
66	4.10	6.96	3.88	3.31	7.32	4.05	2.04	5.37	4.58
67	3.80	6.66	3.81	3.01	6.99	3.99	1.80	5.00	4.49
68	3.52	6.37	3.74	2.72	6.68	3.93	1.58	4.65	4.40
69	3.26	6.09	3.67	2.46	6.36	3.86	1.39	4.31	4.30
70	3.01	5.81	3.60	2.22	6.06	3.79	1.21	3.99	4.20
71	2.79	5.54	3.53	2.00	5.76	3.72	1.05	3.68	4.09
72	2.58	5.27	3.45	1.80	5.46	3.65	0.91	3.38	3.99
73	2.39	5.02	3.37	1.62	5.18	3.57	0.79	3.10	3.88
74	2.21	4.77	3.29	1.45	4.90	3.50	0.68	2.84	3.77
75	2.05	4.54	3.21	1.30	4.64	3.42	0.59	2.60	3.65
76	1.89	4.31	3.13	1.16	4.38	3.33	0.51	2.37	3.54
77	1.76	4.09	3.04	1.03	4.13	3.25	0.43	2.16	3.42
78	1.63	3.89	2.96	0.92	3.90	3.17	0.37	1.96	3.31
79	1.51	3.69	2.88	0.82	3.67	3.08	0.32	1.78	3.20
80	1.40	3.50	2.79	0.73	3.46	3.00	0.27	1.61	3.08
81	1.30	3.32	2.71	0.65	3.26	2.91	0.23	1.45	2.97
82	1.21	3.15	2.62	0.57	3.06	2.83	0.19	1.31	2.86
83	1.13	2.99	2.54	0.51	2.88	2.74	0.16	1.18	2.75
84	1.05	2.84	2.45	0.45	2.70	2.66	0.14	1.06	2.64
85	0.98	2.69	2.37	0.40	2.54	2.57	0.12	0.96	2.54
86	0.92	2.56	2.28	0.35	2.38	2.48	0.10	0.86	2.44
87	0.86	2.43	2.19	0.31	2.24	2.39	0.08	0.77	2.33
88	0.80	2.30	2.10	0.27	2.10	2.30	0.07	0.69	2.23
89	0.75	2.18	2.01	0.24	1.96	2.21	0.06	0.61	2.13
90	0.70	2.07	1.91	0.21	1.83	2.12	0.05	0.55	2.03
91	0.66	1.96	1.81	0.19	1.71	2.02	0.04	0.48	1.93
92	0.61	1.85	1.69	0.16	1.59	1.91	0.03	0.43	1.83
93	0.58	1.74	1.56	0.14	1.48	1.79	0.03	0.37	1.72
94	0.54	1.62	1.41	0.12	1.36	1.65	0.02	0.32	1.61
95	0.50	1.49	1.22	0.10	1.24	1.49	0.02	0.27	1.49
96	0.46	1.35	0.99	0.09	1.11	1.29	0.01	0.22	1.34
97	0.42	1.16	0.72	0.07	0.96	1.04	0.01	0.16	1.16
98	0.37	0.89	0.41	0.05	0.76	0.73	0.01	0.11	0.92
99	0.27	0.50	0.13	0.03	0.48	0.36	0.00	0.05	0.57

Transition matrices giving estimates of healthy life expectancy for self-reported health (SAH) for men																
L.State	Very Good				Good				Fair				Bad/Very Bad			
	VG	G	F	B/VB	VG	G	F	B/VB	VG	G	F	B/VB	VG	G	F	B/VB
Age																
0	0.564	0.386	0.042	0.008	0.253	0.667	0.074	0.005	0.100	0.531	0.345	0.024	0.092	0.334	0.401	0.173
1	0.560	0.388	0.043	0.008	0.248	0.670	0.076	0.006	0.097	0.526	0.352	0.025	0.088	0.329	0.404	0.180
2	0.556	0.391	0.044	0.008	0.243	0.673	0.078	0.006	0.093	0.522	0.358	0.026	0.084	0.323	0.407	0.186
3	0.553	0.394	0.045	0.008	0.237	0.676	0.081	0.006	0.090	0.518	0.364	0.027	0.080	0.317	0.410	0.193
4	0.549	0.396	0.045	0.009	0.232	0.678	0.083	0.006	0.087	0.513	0.371	0.029	0.076	0.311	0.412	0.200
5	0.546	0.399	0.046	0.009	0.227	0.680	0.086	0.007	0.084	0.509	0.377	0.030	0.073	0.305	0.415	0.207
6	0.542	0.401	0.047	0.009	0.222	0.683	0.088	0.007	0.081	0.504	0.384	0.031	0.069	0.299	0.417	0.214
7	0.539	0.404	0.048	0.009	0.217	0.685	0.091	0.007	0.078	0.499	0.390	0.033	0.066	0.293	0.419	0.222
8	0.535	0.406	0.048	0.010	0.212	0.687	0.093	0.008	0.075	0.494	0.396	0.034	0.063	0.286	0.421	0.229
9	0.531	0.409	0.049	0.010	0.207	0.689	0.096	0.008	0.072	0.489	0.403	0.036	0.060	0.280	0.423	0.237
10	0.528	0.411	0.050	0.010	0.202	0.690	0.099	0.008	0.069	0.484	0.409	0.037	0.057	0.274	0.424	0.245
11	0.524	0.414	0.051	0.010	0.197	0.692	0.102	0.009	0.067	0.479	0.415	0.039	0.054	0.268	0.425	0.252
12	0.521	0.416	0.052	0.010	0.193	0.693	0.104	0.009	0.064	0.473	0.421	0.041	0.051	0.262	0.426	0.260
13	0.517	0.419	0.053	0.011	0.188	0.695	0.107	0.010	0.062	0.468	0.428	0.043	0.049	0.255	0.426	0.269
14	0.514	0.421	0.054	0.011	0.184	0.696	0.110	0.010	0.059	0.462	0.434	0.044	0.046	0.249	0.427	0.277
15	0.510	0.424	0.054	0.011	0.179	0.697	0.113	0.011	0.057	0.457	0.440	0.046	0.044	0.243	0.427	0.285
16	0.506	0.426	0.055	0.011	0.175	0.698	0.116	0.011	0.055	0.451	0.446	0.048	0.042	0.237	0.427	0.294
17	0.503	0.429	0.056	0.012	0.170	0.699	0.119	0.012	0.053	0.445	0.452	0.050	0.040	0.231	0.426	0.302
18	0.499	0.431	0.057	0.012	0.166	0.699	0.122	0.012	0.051	0.439	0.457	0.052	0.037	0.225	0.426	0.311
19	0.496	0.433	0.058	0.012	0.162	0.700	0.126	0.013	0.048	0.433	0.463	0.055	0.035	0.219	0.425	0.320
20	0.492	0.436	0.059	0.013	0.158	0.700	0.129	0.013	0.046	0.427	0.469	0.057	0.034	0.212	0.424	0.329
21	0.488	0.438	0.060	0.013	0.154	0.700	0.132	0.014	0.045	0.421	0.475	0.059	0.032	0.207	0.423	0.338
22	0.485	0.440	0.061	0.013	0.150	0.700	0.135	0.014	0.043	0.415	0.480	0.061	0.030	0.201	0.421	0.347
23	0.481	0.443	0.062	0.013	0.146	0.700	0.139	0.015	0.041	0.409	0.486	0.064	0.028	0.195	0.419	0.356
24	0.478	0.445	0.063	0.014	0.142	0.700	0.142	0.016	0.039	0.403	0.491	0.066	0.027	0.189	0.417	0.365
25	0.474	0.447	0.064	0.014	0.138	0.700	0.146	0.016	0.038	0.397	0.496	0.069	0.025	0.183	0.415	0.374
26	0.471	0.449	0.065	0.014	0.134	0.699	0.149	0.017	0.036	0.390	0.501	0.072	0.024	0.178	0.413	0.384
27	0.467	0.452	0.066	0.015	0.131	0.698	0.153	0.018	0.034	0.384	0.506	0.074	0.022	0.172	0.410	0.393
28	0.463	0.454	0.067	0.015	0.127	0.698	0.156	0.018	0.033	0.378	0.511	0.077	0.021	0.166	0.407	0.403
29	0.460	0.456	0.068	0.015	0.124	0.697	0.160	0.019	0.031	0.371	0.516	0.080	0.020	0.161	0.404	0.412
30	0.456	0.458	0.069	0.016	0.120	0.696	0.163	0.020	0.030	0.365	0.521	0.083	0.019	0.156	0.401	0.422
31	0.453	0.460	0.070	0.016	0.117	0.695	0.167	0.021	0.029	0.359	0.525	0.086	0.018	0.150	0.398	0.431
32	0.449	0.463	0.071	0.016	0.114	0.693	0.171	0.022	0.027	0.352	0.530	0.089	0.017	0.145	0.394	0.441
33	0.446	0.465	0.072	0.017	0.110	0.692	0.175	0.022	0.026	0.346	0.534	0.092	0.016	0.140	0.390	0.450
34	0.442	0.467	0.073	0.017	0.107	0.690	0.178	0.023	0.025	0.340	0.538	0.096	0.015	0.135	0.386	0.460
35	0.438	0.469	0.074	0.017	0.104	0.688	0.182	0.024	0.024	0.333	0.542	0.099	0.014	0.130	0.382	0.470
36	0.435	0.471	0.075	0.018	0.101	0.687	0.186	0.025	0.023	0.327	0.546	0.103	0.013	0.126	0.377	0.479
37	0.431	0.473	0.076	0.018	0.098	0.685	0.190	0.026	0.022	0.321	0.550	0.106	0.012	0.121	0.373	0.489
38	0.428	0.475	0.077	0.019	0.095	0.682	0.194	0.027	0.021	0.314	0.553	0.110	0.011	0.116	0.368	0.498
39	0.424	0.477	0.078	0.019	0.092	0.680	0.198	0.028	0.020	0.308	0.557	0.114	0.011	0.112	0.363	0.508
40	0.421	0.479	0.080	0.019	0.089	0.678	0.202	0.029	0.019	0.302	0.560	0.117	0.010	0.108	0.358	0.518
41	0.417	0.481	0.081	0.020	0.087	0.675	0.206	0.031	0.018	0.296	0.563	0.121	0.009	0.104	0.353	0.527
42	0.414	0.483	0.082	0.020	0.084	0.673	0.210	0.032	0.017	0.289	0.566	0.125	0.009	0.099	0.348	0.536
43	0.410	0.485	0.083	0.021	0.082	0.670	0.214	0.033	0.016	0.283	0.569	0.129	0.008	0.095	0.343	0.546
44	0.407	0.486	0.084	0.021	0.079	0.667	0.218	0.034	0.015	0.277	0.571	0.133	0.008	0.092	0.337	0.555
45	0.403	0.488	0.085	0.022	0.077	0.664	0.222	0.035	0.015	0.271	0.574	0.138	0.007	0.088	0.332	0.564
46	0.400	0.490	0.086	0.022	0.074	0.661	0.227	0.037	0.014	0.265	0.576	0.142	0.007	0.084	0.326	0.574
47	0.396	0.492	0.088	0.022	0.072	0.658	0.231	0.038	0.013	0.259	0.578	0.146	0.006	0.080	0.321	0.583
48	0.393	0.493	0.089	0.023	0.069	0.654	0.235	0.039	0.013	0.253	0.580	0.151	0.006	0.077	0.315	0.592
49	0.389	0.495	0.090	0.023	0.067	0.651	0.239	0.041	0.012	0.247	0.581	0.155	0.005	0.074	0.309	0.600
50	0.386	0.497	0.091	0.024	0.065	0.647	0.243	0.042	0.011	0.241	0.583	0.160	0.005	0.070	0.303	0.609
51	0.382	0.499	0.093	0.024	0.063	0.644	0.247	0.044	0.011	0.236	0.584	0.165	0.005	0.067	0.297	0.618
52	0.379	0.500	0.094	0.025	0.061	0.640	0.252	0.045	0.010	0.230	0.586	0.170	0.004	0.064	0.291	0.626
53	0.376	0.502	0.095	0.025	0.059	0.636	0.256	0.047	0.010	0.224	0.587	0.175	0.004	0.061	0.285	0.635
54	0.372	0.503	0.096	0.026	0.057	0.632	0.260	0.048	0.009	0.219	0.587	0.180	0.004	0.058	0.279	0.643
55	0.369	0.505	0.098	0.026	0.055	0.628	0.264	0.050	0.009	0.213	0.588	0.185	0.003	0.056	0.273	0.651
56	0.365	0.506	0.099	0.027	0.053	0.623	0.269	0.052	0.008	0.208	0.588	0.190	0.003	0.053	0.267	0.659
57	0.362	0.508	0.100	0.027	0.051	0.619	0.273	0.054	0.008	0.202	0.589	0.195	0.003	0.051	0.260	0.667
58	0.359	0.509	0.101	0.028	0.049	0.615	0.277	0.055	0.007	0.197	0.589	0.200	0.003	0.048	0.254	0.674
59	0.355	0.511	0.103	0.029	0.048	0.610	0.281	0.057	0.007	0.192	0.588	0.206	0.003	0.046	0.248	0.682
60	0.352	0.512	0.104	0.029	0.046	0.606	0.285	0.059	0.007	0.187	0.588	0.211	0.002	0.043	0.242	0.689
61	0.349	0.514	0.105	0.030	0.044	0.601	0.290	0.061	0.006	0.182	0.588	0.217	0.002	0.041	0.236	0.696
62	0.345	0.515	0.107	0.030	0.043	0.596	0.294	0.063	0.006	0.177	0.587	0.222	0.002	0.039	0.230	0.703
63	0.342	0.516	0.108	0.031	0.041	0.591	0.298	0.065	0.006	0.172	0.586	0.228	0.002	0.037	0.224	0.710
64	0.339	0.517	0.109	0.031	0.040	0.586	0.302	0.067	0.005	0.167	0.585	0.234	0.002	0.035	0.218	0.716
65	0.336	0.518	0.110	0.032	0.039	0.581	0.306	0.069	0.005	0.162	0.584	0.240	0.002	0.033	0.212	0.723
66	0.332	0.519	0.111	0.033	0.038	0.576	0.310	0.071	0.005	0.157	0.583	0.246	0.002	0.031	0.206	0.730
67	0.328	0.520	0.112	0.034	0.037	0.571	0.314	0.073	0.005	0.152	0.582	0.252	0.002	0.029	0.200	0.737
68	0.324	0.521	0.113	0.035	0.036	0.566	0.318	0.075	0.005	0.147	0.581	0.258	0.002	0.027	0.194	0.744
69	0.320	0.522	0.114	0.036	0.035	0.561	0.322	0.077	0.005	0.142	0.580	0.264	0.002	0.025	0.188	0.751
70	0.316															

Transition matrices giving estimates of healthy life expectancy for self-reported health (SAH) for women																
L.State E.State	Very Good				Good				Fair				Bad/Very Bad			
	VG	G	F	B/VB	VG	G	F	B/VB	VG	G	F	B/VB	VG	G	F	B/VB
Age																
0	0.564	0.386	0.042	0.008	0.289	0.647	0.061	0.004	0.108	0.538	0.332	0.022	0.082	0.320	0.408	0.189
1	0.560	0.388	0.043	0.008	0.283	0.650	0.063	0.004	0.104	0.535	0.338	0.023	0.078	0.314	0.411	0.196
2	0.557	0.391	0.044	0.008	0.277	0.654	0.065	0.004	0.100	0.531	0.345	0.024	0.075	0.308	0.413	0.203
3	0.553	0.393	0.044	0.008	0.272	0.657	0.067	0.004	0.097	0.527	0.351	0.025	0.071	0.302	0.416	0.210
4	0.550	0.396	0.045	0.009	0.266	0.660	0.069	0.005	0.094	0.522	0.358	0.026	0.068	0.296	0.418	0.217
5	0.546	0.398	0.046	0.009	0.260	0.663	0.071	0.005	0.090	0.518	0.364	0.027	0.065	0.290	0.420	0.225
6	0.543	0.401	0.047	0.009	0.255	0.667	0.073	0.005	0.087	0.514	0.371	0.029	0.062	0.284	0.422	0.232
7	0.539	0.404	0.048	0.009	0.250	0.669	0.075	0.005	0.084	0.509	0.377	0.030	0.059	0.278	0.423	0.240
8	0.535	0.406	0.048	0.009	0.244	0.672	0.078	0.006	0.081	0.504	0.383	0.031	0.056	0.272	0.424	0.248
9	0.532	0.409	0.049	0.010	0.239	0.675	0.080	0.006	0.078	0.499	0.390	0.033	0.053	0.265	0.425	0.256
10	0.528	0.411	0.050	0.010	0.234	0.677	0.083	0.006	0.075	0.494	0.396	0.034	0.050	0.259	0.426	0.264
11	0.525	0.414	0.051	0.010	0.228	0.680	0.085	0.007	0.072	0.489	0.402	0.036	0.048	0.253	0.427	0.272
12	0.521	0.416	0.052	0.010	0.223	0.682	0.088	0.007	0.070	0.484	0.409	0.037	0.045	0.247	0.427	0.280
13	0.518	0.419	0.053	0.011	0.218	0.684	0.090	0.007	0.067	0.479	0.415	0.039	0.043	0.241	0.427	0.288
14	0.514	0.421	0.053	0.011	0.213	0.686	0.093	0.008	0.064	0.473	0.421	0.041	0.041	0.234	0.427	0.297
15	0.510	0.423	0.054	0.011	0.208	0.688	0.095	0.008	0.062	0.468	0.427	0.043	0.039	0.228	0.426	0.306
16	0.507	0.426	0.055	0.011	0.204	0.690	0.098	0.008	0.059	0.462	0.433	0.044	0.037	0.222	0.426	0.314
17	0.503	0.428	0.056	0.012	0.199	0.692	0.101	0.009	0.057	0.457	0.439	0.046	0.035	0.216	0.425	0.323
18	0.500	0.431	0.057	0.012	0.194	0.693	0.104	0.009	0.055	0.451	0.445	0.048	0.033	0.210	0.424	0.332
19	0.496	0.433	0.058	0.012	0.189	0.694	0.106	0.010	0.053	0.445	0.451	0.050	0.031	0.204	0.422	0.341
20	0.492	0.435	0.059	0.013	0.185	0.696	0.109	0.010	0.051	0.439	0.457	0.052	0.029	0.198	0.420	0.350
21	0.489	0.438	0.060	0.013	0.180	0.697	0.112	0.010	0.049	0.433	0.463	0.054	0.028	0.192	0.419	0.359
22	0.485	0.440	0.061	0.013	0.176	0.698	0.115	0.011	0.047	0.428	0.469	0.057	0.026	0.187	0.417	0.369
23	0.482	0.442	0.062	0.013	0.172	0.698	0.118	0.011	0.045	0.421	0.474	0.059	0.025	0.181	0.414	0.378
24	0.478	0.445	0.063	0.014	0.167	0.699	0.121	0.012	0.043	0.415	0.480	0.061	0.023	0.175	0.412	0.387
25	0.474	0.447	0.064	0.014	0.163	0.700	0.125	0.012	0.041	0.409	0.485	0.064	0.022	0.170	0.409	0.397
26	0.471	0.449	0.065	0.014	0.159	0.700	0.128	0.013	0.039	0.403	0.491	0.066	0.021	0.164	0.406	0.406
27	0.467	0.451	0.066	0.015	0.155	0.700	0.131	0.014	0.038	0.397	0.496	0.069	0.019	0.159	0.403	0.416
28	0.464	0.454	0.067	0.015	0.151	0.700	0.134	0.014	0.036	0.391	0.501	0.072	0.018	0.154	0.400	0.425
29	0.460	0.456	0.068	0.015	0.147	0.700	0.138	0.015	0.034	0.384	0.506	0.074	0.017	0.148	0.396	0.435
30	0.457	0.458	0.069	0.016	0.143	0.700	0.141	0.015	0.033	0.378	0.511	0.077	0.016	0.143	0.392	0.445
31	0.453	0.460	0.070	0.016	0.139	0.700	0.145	0.016	0.032	0.372	0.516	0.080	0.015	0.138	0.388	0.454
32	0.449	0.462	0.071	0.016	0.135	0.699	0.148	0.017	0.030	0.365	0.520	0.083	0.014	0.133	0.384	0.464
33	0.446	0.464	0.072	0.017	0.132	0.699	0.152	0.017	0.029	0.359	0.525	0.086	0.013	0.129	0.380	0.473
34	0.442	0.467	0.073	0.017	0.128	0.698	0.155	0.018	0.027	0.353	0.529	0.089	0.013	0.124	0.376	0.483
35	0.439	0.469	0.074	0.017	0.125	0.697	0.159	0.019	0.026	0.346	0.534	0.092	0.012	0.119	0.371	0.493
36	0.435	0.471	0.075	0.018	0.121	0.696	0.162	0.020	0.025	0.340	0.538	0.096	0.011	0.115	0.366	0.502
37	0.432	0.473	0.076	0.018	0.118	0.695	0.166	0.020	0.024	0.334	0.542	0.099	0.010	0.110	0.361	0.512
38	0.428	0.475	0.077	0.019	0.114	0.694	0.170	0.021	0.023	0.327	0.546	0.102	0.010	0.106	0.356	0.521
39	0.425	0.477	0.078	0.019	0.111	0.692	0.174	0.022	0.022	0.321	0.549	0.106	0.009	0.102	0.351	0.531
40	0.421	0.479	0.079	0.019	0.108	0.691	0.177	0.023	0.021	0.315	0.553	0.110	0.008	0.098	0.346	0.540
41	0.418	0.481	0.081	0.020	0.105	0.689	0.181	0.024	0.020	0.308	0.556	0.113	0.008	0.094	0.341	0.550
42	0.414	0.482	0.082	0.020	0.102	0.687	0.185	0.025	0.019	0.302	0.560	0.117	0.007	0.090	0.335	0.559
43	0.411	0.484	0.083	0.021	0.099	0.685	0.189	0.026	0.018	0.296	0.563	0.121	0.007	0.086	0.330	0.568
44	0.407	0.486	0.084	0.021	0.096	0.683	0.193	0.027	0.017	0.290	0.566	0.125	0.006	0.083	0.324	0.577
45	0.404	0.488	0.085	0.021	0.093	0.681	0.197	0.028	0.016	0.284	0.568	0.129	0.006	0.079	0.318	0.586
46	0.400	0.490	0.086	0.022	0.090	0.679	0.201	0.029	0.015	0.277	0.571	0.133	0.006	0.076	0.312	0.595
47	0.397	0.492	0.088	0.022	0.088	0.676	0.205	0.030	0.015	0.271	0.573	0.137	0.005	0.072	0.306	0.604
48	0.393	0.493	0.089	0.023	0.085	0.673	0.209	0.031	0.014	0.265	0.576	0.142	0.005	0.069	0.301	0.613
49	0.390	0.495	0.090	0.023	0.082	0.671	0.213	0.033	0.013	0.259	0.578	0.146	0.004	0.066	0.295	0.621
50	0.386	0.497	0.091	0.024	0.080	0.668	0.217	0.034	0.013	0.253	0.580	0.151	0.004	0.063	0.288	0.630
51	0.383	0.498	0.092	0.024	0.077	0.665	0.221	0.035	0.012	0.248	0.581	0.155	0.004	0.060	0.282	0.638
52	0.379	0.500	0.094	0.025	0.075	0.662	0.225	0.036	0.011	0.242	0.583	0.160	0.004	0.057	0.276	0.646
53	0.376	0.502	0.095	0.025	0.072	0.659	0.229	0.038	0.011	0.236	0.584	0.165	0.003	0.055	0.270	0.654
54	0.373	0.503	0.096	0.026	0.070	0.655	0.234	0.039	0.010	0.230	0.585	0.169	0.003	0.052	0.264	0.662
55	0.369	0.505	0.097	0.026	0.068	0.652	0.238	0.040	0.010	0.225	0.586	0.174	0.003	0.050	0.258	0.670
56	0.366	0.506	0.099	0.027	0.066	0.648	0.242	0.042	0.009	0.219	0.587	0.179	0.003	0.047	0.252	0.677
57	0.362	0.508	0.100	0.027	0.064	0.645	0.246	0.043	0.009	0.213	0.588	0.184	0.002	0.045	0.246	0.685
58	0.359	0.509	0.101	0.028	0.061	0.641	0.250	0.045	0.008	0.208	0.588	0.190	0.002	0.043	0.239	0.692
59	0.356	0.511	0.103	0.028	0.059	0.637	0.255	0.046	0.008	0.203	0.589	0.195	0.002	0.040	0.233	0.699
60	0.352	0.512	0.104	0.029	0.057	0.633	0.259	0.048	0.007	0.197	0.589	0.200	0.002	0.038	0.227	0.706
61	0.349	0.513	0.105	0.030	0.055	0.629	0.263	0.050	0.007	0.192	0.589	0.205	0.002	0.036	0.221	0.712
62	0.346	0.515	0.107	0.030	0.054	0.625	0.267	0.051	0.007	0.187	0.588	0.211	0.002	0.035	0.215	0.719
63	0.342	0.516	0.108	0.031	0.052	0.620	0.272	0.053	0.006	0.182	0.588	0.216	0.002	0.033	0.209	0.725
64	0.339	0.517	0.109	0.031	0.050	0.616	0.276	0.055	0.006	0.177	0.587	0.222	0.001	0.031	0.203	0.731
65	0.632	0.300	0.056	0.010	0.062	0.472	0.389	0.060	0.008	0.186	0.632	0.159	0.002	0.033	0.251	0.651
66	0.619	0.308	0.060	0.011	0.058	0.463	0.397	0.064	0.008	0.181	0.633	0.163	0.002	0.031	0.244	0.657
67	0.606	0.316	0.063	0.012	0.054	0.453	0.406	0.068	0.007	0.176	0.633	0.168	0.002	0.030	0.237	0.662
68	0.594	0.324	0.067	0.013	0.051	0.443	0.414	0.072	0.007	0.171	0.633	0.173	0.001	0.028	0.230	0.667
69	0.581	0.332	0.071	0.014	0.047	0.433	0.422	0.076	0.007	0.166	0.632	0.178	0.001	0.026	0.223	0.672
70	0.568															

Transition matrices giving estimates of healthy life expectancy for hampering health (HH) condition for men									
I.State	None/Slight			Some			Severe		
E.State	N/S	Some	Severe	N/S	Some	Severe	N/S	Some	Severe
Age									
0	0.971	0.028	0.002	0.691	0.298	0.010	0.328	0.437	0.234
1	0.970	0.029	0.002	0.684	0.305	0.011	0.320	0.438	0.241
2	0.969	0.029	0.002	0.677	0.311	0.011	0.312	0.439	0.248
3	0.968	0.030	0.002	0.670	0.318	0.012	0.305	0.439	0.255
4	0.967	0.031	0.002	0.663	0.324	0.013	0.297	0.440	0.262
5	0.966	0.032	0.002	0.655	0.331	0.013	0.289	0.440	0.269
6	0.964	0.033	0.002	0.648	0.338	0.014	0.282	0.440	0.276
7	0.963	0.034	0.002	0.641	0.344	0.015	0.275	0.440	0.284
8	0.962	0.035	0.002	0.633	0.351	0.015	0.267	0.440	0.291
9	0.961	0.036	0.002	0.626	0.358	0.016	0.260	0.440	0.298
10	0.960	0.037	0.002	0.618	0.365	0.017	0.253	0.439	0.306
11	0.959	0.038	0.003	0.610	0.371	0.018	0.246	0.438	0.314
12	0.957	0.040	0.003	0.603	0.378	0.019	0.239	0.437	0.321
13	0.956	0.041	0.003	0.595	0.385	0.020	0.232	0.436	0.329
14	0.955	0.042	0.003	0.587	0.392	0.021	0.226	0.435	0.337
15	0.953	0.043	0.003	0.579	0.399	0.022	0.219	0.433	0.345
16	0.952	0.044	0.003	0.571	0.405	0.023	0.213	0.432	0.353
17	0.951	0.046	0.003	0.564	0.412	0.024	0.206	0.430	0.361
18	0.949	0.047	0.003	0.556	0.419	0.025	0.200	0.428	0.369
19	0.948	0.048	0.003	0.548	0.426	0.026	0.194	0.425	0.377
20	0.946	0.050	0.004	0.540	0.432	0.027	0.188	0.423	0.385
21	0.945	0.051	0.004	0.532	0.439	0.029	0.182	0.420	0.394
22	0.943	0.052	0.004	0.524	0.445	0.030	0.176	0.418	0.402
23	0.941	0.054	0.004	0.516	0.452	0.031	0.171	0.415	0.410
24	0.940	0.055	0.004	0.508	0.458	0.033	0.165	0.412	0.419
25	0.938	0.057	0.004	0.500	0.465	0.034	0.160	0.408	0.427
26	0.936	0.058	0.005	0.492	0.471	0.036	0.155	0.405	0.435
27	0.935	0.060	0.005	0.484	0.478	0.037	0.149	0.402	0.444
28	0.933	0.061	0.005	0.476	0.484	0.039	0.144	0.398	0.452
29	0.931	0.063	0.005	0.468	0.490	0.041	0.139	0.394	0.460
30	0.929	0.065	0.005	0.460	0.496	0.042	0.135	0.390	0.469
31	0.927	0.066	0.006	0.452	0.502	0.044	0.130	0.386	0.477
32	0.925	0.068	0.006	0.444	0.508	0.046	0.125	0.382	0.485
33	0.923	0.070	0.006	0.436	0.514	0.048	0.121	0.378	0.494
34	0.921	0.071	0.006	0.429	0.520	0.050	0.116	0.373	0.502
35	0.919	0.073	0.006	0.421	0.526	0.052	0.112	0.369	0.510
36	0.917	0.075	0.007	0.413	0.531	0.054	0.108	0.364	0.518
37	0.915	0.077	0.007	0.405	0.537	0.056	0.104	0.359	0.527
38	0.913	0.079	0.007	0.397	0.542	0.058	0.100	0.355	0.535
39	0.910	0.081	0.007	0.390	0.547	0.061	0.096	0.350	0.543
40	0.908	0.083	0.008	0.382	0.553	0.063	0.093	0.345	0.551
41	0.906	0.085	0.008	0.374	0.558	0.065	0.089	0.340	0.559
42	0.903	0.087	0.008	0.367	0.562	0.068	0.085	0.334	0.567
43	0.901	0.089	0.009	0.359	0.567	0.070	0.082	0.329	0.574
44	0.898	0.091	0.009	0.352	0.572	0.073	0.079	0.324	0.582
45	0.896	0.093	0.009	0.345	0.576	0.076	0.076	0.319	0.590
46	0.893	0.095	0.010	0.337	0.581	0.079	0.073	0.313	0.597
47	0.891	0.097	0.010	0.330	0.585	0.081	0.070	0.308	0.605
48	0.888	0.099	0.010	0.323	0.589	0.084	0.067	0.303	0.612
49	0.886	0.102	0.011	0.316	0.593	0.087	0.064	0.297	0.619
50	0.883	0.104	0.011	0.309	0.597	0.090	0.061	0.292	0.626
51	0.880	0.106	0.011	0.302	0.600	0.094	0.059	0.286	0.633
52	0.877	0.108	0.012	0.295	0.604	0.097	0.056	0.280	0.640
53	0.874	0.111	0.012	0.288	0.607	0.100	0.054	0.275	0.647
54	0.871	0.113	0.013	0.281	0.610	0.103	0.051	0.269	0.654
55	0.868	0.116	0.013	0.274	0.613	0.107	0.049	0.264	0.660
56	0.865	0.118	0.014	0.268	0.616	0.110	0.047	0.258	0.667
57	0.862	0.121	0.014	0.261	0.618	0.114	0.045	0.253	0.673
58	0.859	0.123	0.014	0.255	0.621	0.118	0.043	0.247	0.679
59	0.856	0.126	0.015	0.248	0.623	0.122	0.041	0.242	0.685
60	0.853	0.128	0.015	0.242	0.625	0.125	0.039	0.236	0.690
61	0.850	0.131	0.016	0.236	0.627	0.129	0.037	0.231	0.696
62	0.846	0.133	0.016	0.230	0.628	0.133	0.035	0.225	0.701
63	0.843	0.136	0.017	0.224	0.630	0.137	0.034	0.220	0.707
64	0.840	0.139	0.018	0.218	0.631	0.141	0.032	0.214	0.712
65	0.837	0.142	0.018	0.212	0.632	0.145	0.031	0.209	0.718
66	0.834	0.145	0.019	0.206	0.633	0.149	0.030	0.204	0.724
67	0.831	0.148	0.019	0.200	0.634	0.153	0.029	0.199	0.730
68	0.828	0.151	0.020	0.194	0.635	0.157	0.028	0.194	0.736
69	0.825	0.154	0.020	0.188	0.636	0.161	0.027	0.189	0.742
70	0.822	0.157	0.021	0.182	0.637	0.165	0.026	0.184	0.748
71	0.819	0.160	0.021	0.176	0.638	0.169	0.025	0.179	0.754
72	0.816	0.163	0.022	0.170	0.639	0.173	0.024	0.174	0.760
73	0.813	0.166	0.022	0.164	0.640	0.177	0.023	0.169	0.766
74	0.810	0.169	0.023	0.158	0.641	0.181	0.022	0.164	0.772
75	0.807	0.172	0.023	0.152	0.642	0.185	0.021	0.159	0.778
76	0.804	0.175	0.024	0.146	0.643	0.189	0.020	0.154	0.784
77	0.801	0.178	0.024	0.140	0.644	0.193	0.019	0.149	0.790
78	0.798	0.181	0.025	0.134	0.645	0.197	0.018	0.144	0.796
79	0.795	0.184	0.025	0.128	0.646	0.201	0.017	0.139	0.802
80	0.792	0.187	0.026	0.122	0.647	0.205	0.016	0.134	0.808
81	0.789	0.190	0.026	0.116	0.648	0.209	0.015	0.129	0.814
82	0.786	0.193	0.027	0.110	0.649	0.213	0.014	0.124	0.820
83	0.783	0.196	0.027	0.104	0.650	0.217	0.013	0.119	0.826
84	0.780	0.199	0.028	0.098	0.651	0.221	0.012	0.114	0.832
85	0.777	0.202	0.028	0.092	0.652	0.225	0.011	0.109	0.838
86	0.774	0.205	0.029	0.086	0.653	0.229	0.010	0.104	0.844
87	0.771	0.208	0.029	0.080	0.654	0.233	0.009	0.099	0.850
88	0.768	0.211	0.030	0.074	0.655	0.237	0.008	0.094	0.856
89	0.765	0.214	0.030	0.068	0.656	0.241	0.007	0.089	0.862
90	0.762	0.217	0.031	0.062	0.657	0.245	0.006	0.084	0.868
91	0.759	0.220	0.031	0.056	0.658	0.249	0.005	0.079	0.874
92	0.756	0.223	0.032	0.050	0.659	0.253	0.004	0.074	0.880
93	0.753	0.226	0.032	0.044	0.660	0.257	0.003	0.069	0.886
94	0.750	0.229	0.033	0.038	0.661	0.261	0.002	0.064	0.892
95	0.747	0.232	0.033	0.032	0.662	0.265	0.001	0.059	0.898
96	0.744	0.235	0.034	0.026	0.663	0.269	0.000	0.054	0.904
97	0.741	0.238	0.034	0.020	0.664	0.273	0.000	0.049	0.910
98	0.738	0.241	0.035	0.014	0.665	0.277	0.000	0.044	0.916
99	0.735	0.244	0.035	0.008	0.666	0.281	0.000	0.039	0.922

Transition matrices giving estimates of healthy life expectancy for hampering health (HH) condition for women									
I.State	None/Slight			Some			Severe		
E.State	N/S	Some	Severe	N/S	Some	Severe	N/S	Some	Severe
Age									
0	0.973	0.026	0.001	0.706	0.284	0.009	0.283	0.440	0.276
1	0.972	0.026	0.001	0.700	0.291	0.010	0.275	0.440	0.283
2	0.971	0.027	0.002	0.693	0.297	0.010	0.268	0.440	0.290
3	0.970	0.028	0.002	0.685	0.304	0.011	0.261	0.440	0.298
4	0.969	0.029	0.002	0.678	0.310	0.011	0.254	0.439	0.305
5	0.968	0.030	0.002	0.671	0.317	0.012	0.247	0.438	0.313
6	0.967	0.031	0.002	0.664	0.323	0.013	0.240	0.437	0.321
7	0.966	0.032	0.002	0.657	0.330	0.013	0.233	0.436	0.329
8	0.965	0.033	0.002	0.649	0.337	0.014	0.226	0.435	0.336
9	0.964	0.034	0.002	0.642	0.343	0.015	0.220	0.433	0.344
10	0.963	0.035	0.002	0.634	0.350	0.015	0.213	0.432	0.352
11	0.962	0.036	0.002	0.627	0.357	0.016	0.207	0.430	0.360
12	0.961	0.037	0.002	0.619	0.364	0.017	0.201	0.428	0.368
13	0.959	0.038	0.002	0.611	0.370	0.018	0.195	0.426	0.377
14	0.958	0.039	0.003	0.604	0.377	0.019	0.189	0.423	0.385
15	0.957	0.040	0.003	0.596	0.384	0.020	0.183	0.421	0.393
16	0.956	0.041	0.003	0.588	0.391	0.021	0.177	0.418	0.401
17	0.954	0.042	0.003	0.580	0.398	0.022	0.171	0.415	0.409
18	0.953	0.044	0.003	0.573	0.404	0.023	0.166	0.412	0.418
19	0.951	0.045	0.003	0.565	0.411	0.024	0.160	0.409	0.426
20	0.950	0.046	0.003	0.557	0.418	0.025	0.155	0.405	0.434
21	0.949	0.048	0.003	0.549	0.424	0.026	0.150	0.402	0.443
22	0.947	0.049	0.004	0.541	0.431	0.027	0.145	0.398	0.451
23	0.946	0.050	0.004	0.533	0.438	0.028	0.140	0.394	0.460
24	0.944	0.052	0.004	0.525	0.444	0.030	0.135	0.391	0.468
25	0.942	0.053	0.004	0.517	0.451	0.031	0.130	0.386	0.476
26	0.941	0.054	0.004	0.509	0.457	0.032	0.126	0.382	0.485
27	0.939	0.056	0.004	0.501	0.464	0.034	0.121	0.378	0.493
28	0.937	0.057	0.004	0.493	0.470	0.035	0.117	0.374	0.501
29	0.936	0.059	0.005	0.485	0.477	0.037	0.113	0.369	0.509
30	0.934	0.060	0.005	0.477	0.483	0.039	0.108	0.364	0.518
31	0.932	0.062	0.005	0.469	0.489	0.040	0.104	0.360	0.526
32	0.930	0.064	0.005	0.461	0.495	0.042	0.100	0.355	0.534
33	0.928	0.065	0.005	0.453	0.501	0.044	0.097	0.350	0.542
34	0.926	0.067	0.006	0.446	0.507	0.046	0.093	0.345	0.550
35	0.924	0.069	0.006	0.438	0.513	0.048	0.089	0.340	0.558
36	0.922	0.070	0.006	0.430	0.519	0.049	0.086	0.335	0.566
37	0.920	0.072	0.006	0.422	0.525	0.051	0.082	0.330	0.574
38	0.918	0.074	0.007	0.414	0.530	0.054	0.079	0.324	0.581
39	0.916	0.076	0.007	0.406	0.536	0.056	0.076	0.319	0.589
40	0.914	0.078	0.007	0.399	0.541	0.058	0.073	0.314	0.597
41	0.912	0.080	0.007	0.391	0.547	0.060	0.070	0.308	0.604
42	0.909	0.082	0.008	0.383	0.552	0.063	0.067	0.303	0.611
43	0.907	0.084	0.008	0.376	0.557	0.065	0.064	0.298	0.619
44	0.905	0.085	0.008	0.368	0.562	0.067	0.061	0.292	0.626
45	0.902	0.088	0.008	0.361	0.566	0.070	0.059	0.287	0.633
46	0.900	0.090	0.009	0.353	0.571	0.073	0.056	0.281	0.640
47	0.897	0.092	0.009	0.346	0.576	0.075	0.054	0.275	0.646
48	0.895	0.094	0.009	0.338	0.580	0.078	0.051	0.270	0.653
49	0.892	0.096	0.010	0.331	0.584	0.081	0.049	0.264	0.660
50	0.890	0.098	0.010	0.324	0.588	0.084	0.047	0.259	0.666
51	0.887	0.100	0.010	0.317	0.592	0.087	0.045	0.253	0.672
52	0.884	0.103	0.011	0.310	0.596	0.090	0.043	0.248	0.678
53	0.882	0.105	0.011	0.303	0.600	0.093	0.041	0.242	0.684
54	0.879	0.107	0.012	0.296	0.603	0.096	0.039	0.237	0.690
55	0.876	0.109	0.012	0.289	0.606	0.100	0.037	0.231	0.695
56	0.873	0.112	0.012	0.282	0.609	0.103	0.035	0.226	0.701
57	0.870	0.114	0.013	0.275	0.612	0.106	0.034	0.220	0.706
58	0.867	0.117	0.013	0.269	0.615	0.110	0.032	0.215	0.711
59	0.864	0.119	0.014	0.262	0.618	0.114	0.031	0.210	0.716
60	0.861	0.122	0.014	0.256	0.620	0.117	0.029	0.204	0.721
61	0.858	0.124	0.015	0.249	0.622	0.121	0.028	0.199	0.725
62	0.855	0.127	0.015	0.243	0.624	0.125	0.026	0.194	0.730
63	0.852	0.129	0.016	0.237	0.626	0.129	0.025	0.189	0.734
64	0.848	0.132	0.016	0.231	0.628	0.133	0.024	0.184	0.738
65	0.845	0.135	0.017	0.225	0.630	0.137	0.023	0.179	0.742
66	0.842	0.138	0.017	0.219	0.632	0.141	0.022	0.174	0.746
67	0.839	0.141	0.018	0.213	0.634	0.145	0.021	0.169	0.750
68	0.836	0.144	0.018	0.207	0.636	0.149	0.020	0.164	0.754
69	0.833	0.147	0.019	0.201	0.638	0.153	0.019	0.159	0.758
70	0.830	0.150	0.019	0.195	0.640	0.157	0.018	0.154	0.762
71	0.827	0.153	0.020	0.189	0.642	0.161	0.017	0.149	0.766
72	0.824	0.156	0.020	0.183	0.644	0.165	0.016	0.144	0.770
73	0.821	0.159	0.021	0.177	0.646	0.169	0.015	0.139	0.774
74	0.818	0.162	0.021	0.171	0.648	0.173	0.014	0.134	0.778
75	0.815	0.165	0.022	0.165	0.650	0.177	0.013	0.129	0.782
76	0.812	0.168	0.022	0.159	0.652	0.181	0.012	0.124	0.786
77	0.809	0.171	0.023	0.153	0.654	0.185	0.011	0.119	0.790
78	0.806	0.174	0.023	0.147	0.656	0.189	0.010	0.114	0.794
79	0.803	0.177	0.024	0.141	0.658	0.193	0.009	0.109	0.798
80	0.800	0.180	0.024	0.135	0.660	0.197	0.008	0.104	0.802
81	0.797	0.183	0.025	0.129	0.662	0.201	0.007	0.099	0.806
82	0.794	0.186	0.025	0.123	0.664	0.205	0.006	0.094	0.810
83	0.791	0.189	0.026	0.117	0.666	0.209	0.005	0.089	0.814
84	0.788	0.192	0.026	0.111	0.668	0.213	0.004	0.084	0.818
85	0.785	0.195	0.027	0.105	0.670	0.217	0.003	0.079	0.822
86	0.782	0.198	0.027	0.099	0.672	0.221	0.002	0.074	0.826
87	0.779	0.201	0.028	0.093	0.674	0.225	0.001	0.069	0.830
88	0.776	0.204	0.028	0.087	0.676	0.229	0.000	0.064	0.834
89	0.773	0.207	0.029	0.081	0.678	0.233	0.000	0.059	0.838
90	0.770	0.210	0.029	0.075	0.680	0.237	0.000	0.054	0.842
91	0.767	0.213	0.030	0.069	0.682	0.241	0.000	0.049	0.846
92	0.764	0.216	0.030	0.063	0.684	0.245	0.000	0.044	0.850
93	0.761	0.219	0.031	0.057	0.686	0.249	0.000	0.039	0.854
94	0.758	0.222	0.031	0.051	0.688	0.253	0.000	0.034	0.858
95	0.755	0.225	0.032	0.045	0.690	0.257	0.000	0.029	0.862
96	0.752	0.228	0.032	0.039	0.692	0.261	0.000	0.024	0.866
97	0.749	0.231	0.033	0.033	0.694	0.265	0.000	0.019	0.870
98	0.746	0.234	0.033	0.027	0.696	0.269	0.000	0.014	0.874
99	0.743	0.237	0.034	0.021	0.698	0.273	0.000	0.009	0.878



# A1.5 Greece

Expected time spent in each health state for self-reported health (SAH) for men																
L.State	Very Good				Good				Fair				Bad/Very Bad			
	VG	G	F	B/VB	VG	G	F	B/VB	VG	G	F	B/VB	VG	G	F	B/VB
E.State																
Age																
0	48.55	15.77	9.57	5.47	48.44	15.88	9.58	5.47	48.06	16.09	9.72	5.48	46.05	15.99	10.00	6.11
1	47.57	15.76	9.57	5.47	47.45	15.87	9.58	5.47	47.06	16.08	9.73	5.48	45.04	15.97	10.00	6.12
2	46.59	15.74	9.57	5.47	46.47	15.86	9.58	5.47	46.06	16.07	9.73	5.48	44.04	15.95	10.00	6.12
3	45.61	15.72	9.57	5.47	45.48	15.85	9.57	5.47	45.06	16.06	9.74	5.48	43.04	15.93	10.00	6.13
4	44.63	15.70	9.57	5.47	44.49	15.83	9.57	5.47	44.07	16.05	9.75	5.49	42.04	15.90	10.00	6.14
5	43.66	15.68	9.57	5.47	43.51	15.82	9.57	5.47	43.08	16.03	9.75	5.49	41.04	15.88	10.00	6.14
6	42.68	15.65	9.57	5.47	42.53	15.80	9.57	5.47	42.08	16.01	9.76	5.49	40.05	15.85	10.00	6.15
7	41.71	15.63	9.56	5.47	41.55	15.78	9.57	5.47	41.10	15.99	9.76	5.49	39.05	15.81	10.00	6.16
8	40.74	15.60	9.56	5.47	40.57	15.76	9.57	5.47	40.11	15.97	9.77	5.49	38.07	15.78	10.00	6.17
9	39.77	15.57	9.56	5.47	39.60	15.74	9.57	5.47	39.12	15.95	9.78	5.49	37.08	15.74	10.00	6.17
10	38.81	15.54	9.56	5.47	38.63	15.71	9.57	5.47	38.14	15.92	9.78	5.49	36.10	15.70	10.00	6.18
11	37.85	15.50	9.56	5.47	37.66	15.68	9.56	5.47	37.16	15.89	9.79	5.49	35.12	15.66	10.00	6.19
12	36.90	15.46	9.55	5.47	36.69	15.65	9.56	5.47	36.19	15.86	9.79	5.49	34.15	15.61	10.00	6.19
13	35.94	15.42	9.55	5.47	35.73	15.62	9.56	5.47	35.21	15.82	9.80	5.50	33.18	15.56	10.00	6.20
14	34.99	15.38	9.55	5.47	34.77	15.58	9.56	5.47	34.25	15.78	9.80	5.50	32.21	15.50	9.99	6.21
15	34.05	15.33	9.54	5.47	33.82	15.54	9.55	5.47	33.28	15.74	9.81	5.50	31.25	15.44	9.99	6.22
16	33.11	15.27	9.54	5.46	32.87	15.50	9.55	5.47	32.32	15.69	9.81	5.50	30.30	15.38	9.99	6.22
17	32.18	15.22	9.53	5.46	31.92	15.45	9.54	5.47	31.37	15.64	9.82	5.50	29.35	15.31	9.98	6.23
18	31.25	15.16	9.52	5.46	30.98	15.40	9.54	5.47	30.42	15.58	9.82	5.50	28.41	15.23	9.98	6.24
19	30.32	15.09	9.52	5.46	30.05	15.34	9.53	5.46	29.47	15.52	9.83	5.51	27.48	15.15	9.97	6.25
20	29.41	15.02	9.51	5.46	29.12	15.28	9.53	5.46	28.53	15.45	9.83	5.51	26.55	15.07	9.96	6.25
21	28.50	14.95	9.50	5.46	28.20	15.22	9.52	5.46	27.60	15.37	9.83	5.51	25.63	14.97	9.96	6.26
22	27.59	14.87	9.49	5.46	27.28	15.15	9.52	5.46	26.68	15.30	9.84	5.51	24.72	14.87	9.95	6.27
23	26.69	14.78	9.48	5.46	26.38	15.07	9.51	5.46	25.76	15.21	9.84	5.51	23.82	14.77	9.94	6.28
24	25.81	14.69	9.47	5.45	25.48	14.99	9.50	5.46	24.85	15.12	9.84	5.51	22.93	14.66	9.93	6.28
25	24.93	14.59	9.46	5.45	24.58	14.90	9.49	5.46	23.95	15.02	9.84	5.52	22.05	14.54	9.91	6.29
26	24.06	14.49	9.45	5.45	23.70	14.80	9.48	5.45	23.06	14.91	9.84	5.52	21.18	14.41	9.90	6.30
27	23.19	14.38	9.43	5.45	22.83	14.70	9.46	5.45	22.18	14.80	9.83	5.52	20.32	14.27	9.88	6.30
28	22.34	14.26	9.42	5.44	21.96	14.59	9.45	5.45	21.31	14.67	9.83	5.52	19.48	14.13	9.86	6.31
29	21.50	14.13	9.40	5.44	21.11	14.48	9.44	5.45	20.45	14.54	9.82	5.52	18.65	13.98	9.84	6.32
30	20.67	14.00	9.38	5.44	20.27	14.35	9.42	5.44	19.60	14.40	9.82	5.52	17.83	13.82	9.82	6.32
31	19.85	13.86	9.36	5.43	19.44	14.22	9.40	5.44	18.76	14.25	9.81	5.52	17.02	13.65	9.80	6.33
32	19.05	13.71	9.33	5.43	18.62	14.08	9.38	5.43	17.94	14.09	9.79	5.52	16.23	13.47	9.77	6.33
33	18.25	13.56	9.31	5.42	17.82	13.93	9.36	5.43	17.13	13.93	9.78	5.52	15.46	13.28	9.74	6.33
34	17.47	13.39	9.28	5.41	17.02	13.77	9.33	5.42	16.34	13.75	9.76	5.52	14.70	13.08	9.71	6.34
35	16.71	13.22	9.25	5.41	16.25	13.61	9.30	5.42	15.56	13.56	9.74	5.52	13.96	12.87	9.67	6.34
36	15.96	13.04	9.22	5.40	15.49	13.43	9.27	5.41	14.80	13.37	9.72	5.52	13.24	12.66	9.63	6.34
37	15.22	12.85	9.18	5.39	14.74	13.25	9.24	5.40	14.05	13.16	9.70	5.52	12.54	12.43	9.59	6.34
38	14.50	12.66	9.14	5.38	14.01	13.05	9.21	5.39	13.32	12.94	9.67	5.52	11.85	12.20	9.54	6.34
39	13.80	12.45	9.10	5.37	13.30	12.85	9.17	5.38	12.61	12.72	9.64	5.51	11.18	11.95	9.49	6.34
40	13.11	12.23	9.05	5.35	12.60	12.64	9.12	5.37	11.92	12.48	9.60	5.51	10.54	11.70	9.44	6.33
41	12.44	12.01	9.00	5.34	11.92	12.42	9.08	5.36	11.24	12.24	9.56	5.50	9.91	11.44	9.38	6.33
42	11.79	11.78	8.95	5.32	11.27	12.19	9.03	5.35	10.59	11.98	9.51	5.49	9.30	11.17	9.31	6.32
43	11.16	11.54	8.89	5.31	10.62	11.95	8.97	5.33	9.96	11.72	9.46	5.48	8.72	10.90	9.24	6.31
44	10.54	11.30	8.83	5.29	10.00	11.70	8.92	5.31	9.34	11.44	9.41	5.47	8.16	10.61	9.17	6.30
45	9.94	11.04	8.76	5.27	9.40	11.45	8.85	5.29	8.75	11.16	9.35	5.46	7.61	10.32	9.09	6.29
46	9.37	10.78	8.69	5.24	8.82	11.19	8.79	5.27	8.18	10.87	9.28	5.44	7.09	10.03	9.01	6.27
47	8.81	10.52	8.62	5.22	8.26	10.92	8.72	5.25	7.63	10.58	9.21	5.43	6.59	9.73	8.92	6.25
48	8.27	10.24	8.54	5.19	7.72	10.64	8.64	5.22	7.10	10.27	9.14	5.41	6.11	9.42	8.82	6.23
49	7.75	9.96	8.45	5.16	7.20	10.36	8.56	5.19	6.60	9.96	9.06	5.38	5.66	9.11	8.72	6.21
50	7.25	9.68	8.36	5.12	6.70	10.07	8.47	5.16	6.11	9.65	8.97	5.36	5.22	8.80	8.61	6.19
51	6.77	9.39	8.27	5.09	6.22	9.77	8.38	5.13	5.65	9.33	8.87	5.33	4.81	8.48	8.50	6.15
52	6.31	9.10	8.16	5.05	5.76	9.47	8.29	5.09	5.20	9.01	8.77	5.30	4.41	8.16	8.38	6.12
53	5.87	8.81	8.06	5.00	5.32	9.17	8.18	5.05	4.78	8.68	8.67	5.26	4.04	7.85	8.26	6.08
54	5.45	8.51	7.95	4.95	4.90	8.86	8.08	5.00	4.38	8.36	8.56	5.22	3.68	7.53	8.13	6.03
55	5.04	8.21	7.83	4.90	4.50	8.56	7.96	4.96	4.00	8.03	8.44	5.18	3.35	7.21	8.00	5.99
56	4.65	7.91	7.71	4.85	4.11	8.24	7.85	4.90	3.64	7.70	8.32	5.13	3.03	6.89	7.86	5.93
57	4.29	7.60	7.59	4.79	3.75	7.93	7.72	4.85	3.30	7.37	8.19	5.08	2.73	6.58	7.71	5.87
58	3.93	7.30	7.46	4.72	3.41	7.62	7.59	4.79	2.97	7.04	8.05	5.02	2.45	6.27	7.56	5.81
59	3.60	7.00	7.32	4.66	3.08	7.31	7.46	4.72	2.67	6.71	7.91	4.96	2.18	5.96	7.41	5.73
60	3.28	6.70	7.18	4.59	2.77	7.00	7.32	4.65	2.38	6.39	7.76	4.88	1.94	5.65	7.25	5.64
61	2.97	6.40	7.04	4.51	2.47	6.69	7.18	4.58	2.11	6.07	7.61	4.81	1.71	5.35	7.09	5.54
62	2.68	6.11	6.89	4.44	2.19	6.38	7.03	4.50	1.86	5.75	7.45	4.72	1.50	5.06	6.92	5.42
63	2.39	5.81	6.73	4.37	1.93	6.08	6.88	4.43	1.62	5.43	7.29	4.62	1.31	4.77	6.74	5.27
64	2.10	5.53	6.58	4.31	1.68	5.77	6.73	4.36	1.40	5.12	7.12	4.52	1.15	4.48	6.56	5.06
65	1.77	5.26	6.42	4.27	1.46	5.47	6.57	4.30	1.20	4.79	6.96	4.41	1.03	4.22	6.36	4.77
66	1.64	4.95	6.20	4.21	1.33	5.15	6.35	4.24	1.08	4.46	6.72	4.36	0.91	3.89	6.08	4.71
67	1.51	4.66	5.98	4.14	1.20	4.84	6.13	4.19	0.96	4.15	6.48	4.30	0.80	3.57	5.81	4.65
68	1.39	4.38	5.76	4.08	1.08	4.55	5.91	4.12	0.86	3.85	6.24	4.24	0.71	3.27	5.53	4.58
69	1.29	4.11	5.53	4.01	0.98	4.26	5.69	4.06	0.77	3.56	6.00	4.17	0.62	2.99	5.25	4.50
70	1.19	3.86	5.31	3.94	0.88	3.99	5.47	3.99	0.68	3.29	5.76	4.10	0.55	2.73	4.98	4.43
71	1.10	3.61	5.09	3.87	0.79	3.73	5.26	3.92	0.61	3.03	5.52	4.03	0.48	2.48	4.71	4.35
72	1.01	3.39	4.88	3.79	0.71	3.49	5.04	3.84	0.54	2.79	5.28	3.96	0.42	2.24	4.44	4.26
73	0.94	3.17	4.66	3.71	0.64	3.26	4.82	3.77	0.48	2.56	5.05	3.88	0.36	2.03	4.18	4.17
74	0.87	2.97	4.46	3.63	0.57	3.04	4.61	3.69	0.42	2.35	4.82	3.80				

Expected time spent in each health state for self-reported health (SAH) for women																
L.State E.State	Very Good				Good				Fair				Bad/Very Bad			
	VG	G	F	B/VB	VG	G	F	B/VB	VG	G	F	B/VB	VG	G	F	B/VB
Age																
0	51.84	14.93	8.63	5.02	51.76	15.01	8.63	5.02	51.39	15.22	8.76	5.03	48.30	14.93	8.99	5.84
1	50.85	14.92	8.63	5.02	50.77	15.00	8.63	5.02	50.39	15.22	8.77	5.03	47.29	14.91	8.99	5.85
2	49.87	14.91	8.63	5.02	49.78	14.99	8.63	5.02	49.39	15.21	8.77	5.03	46.27	14.89	8.98	5.86
3	48.88	14.89	8.63	5.02	48.79	14.98	8.63	5.02	48.39	15.20	8.78	5.03	45.26	14.86	8.98	5.86
4	47.90	14.88	8.63	5.02	47.80	14.97	8.63	5.02	47.38	15.20	8.78	5.03	44.24	14.84	8.98	5.87
5	46.91	14.86	8.63	5.02	46.81	14.96	8.63	5.02	46.39	15.19	8.79	5.03	43.23	14.81	8.98	5.88
6	45.93	14.85	8.63	5.02	45.82	14.95	8.63	5.02	45.39	15.18	8.79	5.04	42.23	14.78	8.97	5.89
7	44.95	14.83	8.63	5.02	44.84	14.94	8.63	5.02	44.39	15.16	8.80	5.04	41.22	14.75	8.97	5.90
8	43.97	14.81	8.62	5.02	43.85	14.92	8.63	5.02	43.40	15.15	8.80	5.04	40.22	14.72	8.96	5.90
9	43.00	14.78	8.62	5.02	42.87	14.91	8.63	5.02	42.40	15.13	8.81	5.04	39.22	14.68	8.96	5.91
10	42.03	14.76	8.62	5.02	41.89	14.89	8.63	5.02	41.41	15.11	8.82	5.04	38.22	14.65	8.96	5.92
11	41.05	14.73	8.62	5.02	40.91	14.87	8.62	5.02	40.42	15.09	8.82	5.04	37.23	14.60	8.95	5.93
12	40.09	14.71	8.62	5.02	39.94	14.85	8.62	5.02	39.43	15.07	8.83	5.04	36.24	14.56	8.95	5.94
13	39.12	14.68	8.62	5.02	38.96	14.83	8.62	5.02	38.45	15.05	8.83	5.04	35.25	14.51	8.94	5.94
14	38.16	14.64	8.61	5.02	37.99	14.80	8.62	5.02	37.47	15.02	8.84	5.05	34.27	14.47	8.94	5.95
15	37.20	14.61	8.61	5.02	37.03	14.77	8.62	5.02	36.49	14.99	8.85	5.05	33.29	14.41	8.93	5.96
16	36.24	14.57	8.61	5.02	36.06	14.74	8.61	5.02	35.51	14.95	8.85	5.05	32.32	14.35	8.92	5.97
17	35.29	14.53	8.60	5.02	35.10	14.71	8.61	5.02	34.54	14.92	8.86	5.05	31.35	14.29	8.91	5.98
18	34.34	14.48	8.60	5.02	34.14	14.67	8.61	5.02	33.57	14.88	8.86	5.05	30.39	14.23	8.91	5.98
19	33.40	14.43	8.60	5.01	33.19	14.63	8.61	5.02	32.60	14.83	8.87	5.05	29.44	14.16	8.90	5.99
20	32.46	14.38	8.59	5.01	32.24	14.58	8.60	5.02	31.64	14.78	8.87	5.06	28.49	14.08	8.89	6.00
21	31.52	14.33	8.59	5.01	31.30	14.54	8.60	5.01	30.69	14.73	8.88	5.06	27.55	14.00	8.88	6.01
22	30.60	14.27	8.58	5.01	30.36	14.48	8.59	5.01	29.74	14.67	8.88	5.06	26.61	13.92	8.87	6.02
23	29.67	14.20	8.57	5.01	29.43	14.43	8.59	5.01	28.79	14.61	8.88	5.06	25.69	13.83	8.86	6.02
24	28.76	14.13	8.57	5.01	28.50	14.37	8.58	5.01	27.85	14.54	8.89	5.06	24.77	13.73	8.84	6.03
25	27.85	14.06	8.56	5.01	27.58	14.30	8.57	5.01	26.92	14.46	8.89	5.07	23.86	13.63	8.83	6.04
26	26.94	13.98	8.55	5.01	26.67	14.23	8.57	5.01	25.99	14.38	8.89	5.07	22.96	13.52	8.81	6.05
27	26.05	13.89	8.54	5.00	25.76	14.15	8.56	5.01	25.07	14.30	8.89	5.07	22.07	13.40	8.80	6.05
28	25.16	13.80	8.53	5.00	24.86	14.07	8.55	5.00	24.16	14.20	8.89	5.07	21.19	13.28	8.78	6.06
29	24.28	13.71	8.52	5.00	23.97	13.98	8.54	5.00	23.26	14.10	8.89	5.07	20.33	13.15	8.76	6.07
30	23.41	13.60	8.51	5.00	23.09	13.89	8.53	5.00	22.37	14.00	8.89	5.08	19.47	13.02	8.74	6.07
31	22.55	13.50	8.49	4.99	22.22	13.79	8.52	5.00	21.49	13.88	8.89	5.08	18.63	12.87	8.72	6.08
32	21.70	13.38	8.48	4.99	21.36	13.68	8.50	4.99	20.62	13.76	8.88	5.08	17.80	12.72	8.69	6.08
33	20.86	13.26	8.46	4.99	20.51	13.57	8.49	4.99	19.75	13.63	8.88	5.08	16.98	12.56	8.67	6.09
34	20.03	13.13	8.44	4.98	19.67	13.45	8.47	4.99	18.91	13.49	8.87	5.08	16.18	12.39	8.64	6.09
35	19.21	12.99	8.42	4.98	18.84	13.32	8.45	4.98	18.07	13.34	8.86	5.08	15.40	12.21	8.60	6.10
36	18.40	12.85	8.40	4.97	18.02	13.18	8.43	4.98	17.25	13.18	8.85	5.08	14.63	12.03	8.57	6.10
37	17.61	12.70	8.37	4.96	17.22	13.03	8.41	4.97	16.44	13.02	8.83	5.08	13.88	11.83	8.53	6.10
38	16.83	12.54	8.35	4.95	16.43	12.88	8.39	4.96	15.64	12.84	8.82	5.08	13.14	11.63	8.49	6.10
39	16.07	12.37	8.32	4.95	15.66	12.72	8.36	4.96	14.86	12.66	8.80	5.08	12.43	11.42	8.45	6.10
40	15.32	12.19	8.29	4.94	14.90	12.55	8.33	4.95	14.10	12.46	8.78	5.08	11.73	11.20	8.41	6.10
41	14.58	12.01	8.25	4.93	14.15	12.37	8.30	4.94	13.35	12.26	8.75	5.08	11.05	10.97	8.36	6.10
42	13.86	11.82	8.21	4.92	13.42	12.18	8.27	4.93	12.62	12.05	8.72	5.07	10.39	10.74	8.30	6.10
43	13.16	11.62	8.17	4.90	12.71	11.99	8.23	4.92	11.91	11.83	8.69	5.07	9.75	10.50	8.25	6.09
44	12.47	11.41	8.13	4.89	12.02	11.78	8.19	4.90	11.22	11.59	8.66	5.06	9.13	10.25	8.19	6.08
45	11.80	11.20	8.09	4.87	11.34	11.57	8.15	4.89	10.55	11.35	8.62	5.05	8.53	9.99	8.12	6.07
46	11.15	10.98	8.04	4.85	10.68	11.35	8.10	4.87	9.89	11.10	8.57	5.05	7.96	9.73	8.05	6.06
47	10.52	10.75	7.98	4.83	10.04	11.12	8.05	4.85	9.26	10.85	8.53	5.03	7.40	9.46	7.98	6.05
48	9.90	10.51	7.93	4.81	9.42	10.89	8.00	4.83	8.65	10.58	8.48	5.02	6.87	9.18	7.90	6.04
49	9.31	10.27	7.87	4.79	8.82	10.64	7.94	4.81	8.06	10.31	8.42	5.01	6.35	8.90	7.82	6.02
50	8.73	10.02	7.80	4.76	8.24	10.39	7.88	4.79	7.49	10.03	8.36	4.99	5.86	8.62	7.74	6.00
51	8.17	9.76	7.73	4.73	7.68	10.13	7.81	4.76	6.94	9.74	8.29	4.97	5.39	8.33	7.65	5.97
52	7.63	9.50	7.66	4.70	7.14	9.87	7.74	4.73	6.41	9.45	8.22	4.95	4.95	8.04	7.55	5.95
53	7.12	9.24	7.59	4.67	6.62	9.60	7.67	4.70	5.91	9.15	8.15	4.92	4.52	7.75	7.45	5.91
54	6.62	8.96	7.50	4.63	6.11	9.33	7.59	4.66	5.42	8.85	8.07	4.89	4.12	7.46	7.35	5.88
55	6.13	8.69	7.42	4.59	5.63	9.05	7.51	4.63	4.96	8.54	7.98	4.86	3.73	7.17	7.25	5.84
56	5.67	8.41	7.33	4.55	5.17	8.77	7.43	4.58	4.52	8.23	7.89	4.83	3.37	6.87	7.14	5.79
57	5.23	8.13	7.24	4.50	4.73	8.48	7.34	4.54	4.10	7.92	7.80	4.78	3.03	6.58	7.02	5.74
58	4.80	7.85	7.14	4.45	4.31	8.19	7.24	4.49	3.70	7.61	7.70	4.74	2.71	6.30	6.91	5.68
59	4.40	7.56	7.04	4.39	3.90	7.90	7.14	4.44	3.33	7.30	7.59	4.69	2.41	6.01	6.79	5.60
60	4.00	7.28	6.93	4.34	3.52	7.61	7.04	4.38	2.97	6.99	7.48	4.63	2.14	5.74	6.67	5.52
61	3.63	6.99	6.82	4.28	3.15	7.31	6.93	4.32	2.64	6.68	7.37	4.56	1.89	5.47	6.56	5.41
62	3.26	6.70	6.70	4.22	2.79	7.01	6.82	4.26	2.32	6.37	7.25	4.49	1.68	5.22	6.45	5.29
63	2.90	6.41	6.58	4.16	2.46	6.71	6.69	4.20	2.04	6.06	7.13	4.40	1.49	4.98	6.34	5.12
64	2.53	6.12	6.45	4.11	2.14	6.41	6.56	4.15	1.77	5.74	7.01	4.31	1.35	4.78	6.26	4.90
65	2.10	5.83	6.32	4.08	1.89	6.12	6.42	4.09	1.53	5.39	6.87	4.23	1.26	4.63	6.20	4.60
66	1.93	5.50	6.12	4.03	1.72	5.78	6.22	4.04	1.37	5.04	6.65	4.18	1.12	4.28	5.94	4.55
67	1.78	5.19	5.91	3.97	1.56	5.46	6.02	3.99	1.23	4.70	6.43	4.12	0.99	3.93	5.67	4.49
68	1.64	4.89	5.70	3.91	1.42	5.15	5.82	3.93	1.10	4.37	6.20	4.07	0.87	3.61	5.41	4.42
69	1.51	4.60	5.49	3.85	1.29	4.85	5.62	3.87	0.99	4.06	5.98	4.01	0.77	3.30	5.14	4.35
70	1.39	4.32	5.29	3.78	1.16	4.56	5.42	3.81	0.88	3.76	5.75	3.95	0.67	3.01	4.87	4.28
71	1.28	4.06	5.08	3.72	1.05	4.28	5.22	3.75	0.78	3.47	5.52	3.88	0.59	2.73	4.61	4.20
72	1.18	3.80	4.87	3.64	0.95	4.01	5.01	3.68	0.70	3.21	5.30	3.81	0.51	2.47	4.34	4.12
73	1.08	3.57	4.67	3.57	0.86	3.76	4.81	3.61	0.62	2.95	5.07	3.74	0.45	2.23	4.09	4.03
74	1.00	3.34	4.47	3.50	0.77	3.52	4.62	3.54	0.55	2.71	4.85	3.66	0.39	2		

Expected time spent in each state for hampering health (HH) condition for men									
I.State	None/Slight			Some			Severe		
E.State	N/S	Some	Severe	N/S	Some	Severe	N/S	Some	Severe
Age									
0	67.05	5.09	4.69	65.83	5.58	4.86	61.06	5.41	5.65
1	66.05	5.09	4.69	64.82	5.59	4.86	60.08	5.41	5.65
2	65.06	5.09	4.69	63.80	5.59	4.86	59.09	5.41	5.66
3	64.06	5.09	4.69	62.79	5.59	4.87	58.11	5.40	5.66
4	63.06	5.08	4.69	61.78	5.59	4.87	57.13	5.40	5.66
5	62.07	5.08	4.69	60.77	5.60	4.87	56.15	5.40	5.67
6	61.07	5.08	4.69	59.75	5.60	4.87	55.17	5.40	5.67
7	60.08	5.08	4.69	58.74	5.60	4.88	54.20	5.39	5.67
8	59.09	5.08	4.69	57.73	5.60	4.88	53.22	5.39	5.67
9	58.09	5.07	4.69	56.73	5.61	4.88	52.25	5.39	5.68
10	57.10	5.07	4.69	55.72	5.61	4.89	51.28	5.38	5.68
11	56.11	5.07	4.69	54.71	5.61	4.89	50.31	5.38	5.68
12	55.12	5.06	4.69	53.71	5.61	4.89	49.34	5.37	5.68
13	54.13	5.06	4.68	52.70	5.61	4.89	48.38	5.37	5.69
14	53.14	5.06	4.68	51.70	5.61	4.89	47.42	5.36	5.69
15	52.15	5.05	4.68	50.70	5.61	4.90	46.46	5.35	5.69
16	51.17	5.05	4.68	49.70	5.61	4.90	45.50	5.35	5.69
17	50.18	5.04	4.68	48.70	5.61	4.90	44.55	5.34	5.69
18	49.20	5.03	4.67	47.70	5.60	4.90	43.60	5.33	5.69
19	48.22	5.03	4.67	46.71	5.60	4.90	42.65	5.32	5.69
20	47.24	5.02	4.67	45.72	5.60	4.90	41.71	5.31	5.69
21	46.27	5.01	4.66	44.73	5.59	4.90	40.77	5.30	5.69
22	45.29	5.00	4.66	43.75	5.59	4.90	39.83	5.29	5.69
23	44.32	5.00	4.66	42.76	5.58	4.90	38.90	5.28	5.69
24	43.35	4.99	4.65	41.78	5.57	4.90	37.97	5.27	5.69
25	42.38	4.97	4.65	40.81	5.57	4.90	37.04	5.25	5.69
26	41.42	4.96	4.64	39.84	5.56	4.90	36.13	5.24	5.68
27	40.46	4.95	4.64	38.87	5.55	4.90	35.21	5.22	5.68
28	39.50	4.94	4.63	37.91	5.54	4.89	34.30	5.21	5.68
29	38.55	4.92	4.62	36.95	5.52	4.89	33.40	5.19	5.67
30	37.60	4.91	4.61	35.99	5.51	4.89	32.50	5.17	5.66
31	36.66	4.89	4.61	35.04	5.49	4.88	31.61	5.15	5.66
32	35.71	4.87	4.60	34.10	5.48	4.88	30.73	5.12	5.65
33	34.78	4.85	4.59	33.16	5.46	4.87	29.85	5.10	5.64
34	33.85	4.83	4.57	32.23	5.44	4.86	28.98	5.07	5.63
35	32.92	4.81	4.56	31.31	5.42	4.85	28.12	5.05	5.62
36	32.01	4.78	4.55	30.39	5.39	4.84	27.26	5.02	5.61
37	31.09	4.75	4.53	29.48	5.37	4.83	26.41	4.99	5.60
38	30.19	4.73	4.52	28.58	5.34	4.82	25.58	4.95	5.58
39	29.29	4.70	4.50	27.69	5.31	4.80	24.75	4.92	5.57
40	28.39	4.67	4.48	26.80	5.28	4.79	23.93	4.88	5.55
41	27.51	4.63	4.46	25.93	5.25	4.77	23.11	4.84	5.53
42	26.63	4.60	4.44	25.06	5.21	4.75	22.31	4.80	5.51
43	25.76	4.56	4.42	24.20	5.17	4.73	21.52	4.76	5.49
44	24.90	4.52	4.39	23.36	5.13	4.71	20.74	4.71	5.46
45	24.05	4.47	4.37	22.52	5.09	4.69	19.97	4.66	5.44
46	23.21	4.43	4.34	21.69	5.04	4.66	19.21	4.61	5.41
47	22.38	4.38	4.31	20.88	4.99	4.63	18.46	4.56	5.38
48	21.55	4.33	4.28	20.07	4.94	4.60	17.72	4.50	5.34
49	20.74	4.28	4.24	19.28	4.89	4.56	17.00	4.44	5.31
50	19.94	4.22	4.20	18.50	4.83	4.53	16.28	4.38	5.27
51	19.14	4.16	4.16	17.73	4.77	4.49	15.58	4.32	5.23
52	18.36	4.10	4.12	16.97	4.70	4.45	14.89	4.25	5.19
53	17.59	4.04	4.08	16.22	4.64	4.40	14.21	4.18	5.14
54	16.83	3.97	4.03	15.49	4.57	4.35	13.54	4.10	5.09
55	16.08	3.90	3.98	14.77	4.49	4.30	12.89	4.03	5.03
56	15.35	3.82	3.92	14.06	4.41	4.25	12.24	3.95	4.98
57	14.62	3.75	3.86	13.36	4.33	4.19	11.61	3.86	4.91
58	13.91	3.67	3.80	12.68	4.25	4.12	10.99	3.78	4.84
59	13.21	3.58	3.74	12.01	4.16	4.05	10.39	3.68	4.77
60	12.51	3.50	3.67	11.35	4.07	3.98	9.79	3.59	4.68
61	11.83	3.41	3.60	10.70	3.97	3.90	9.21	3.48	4.58
62	11.16	3.31	3.53	10.06	3.86	3.81	8.64	3.37	4.45
63	10.50	3.22	3.47	9.44	3.74	3.71	8.09	3.24	4.30
64	9.86	3.13	3.40	8.81	3.60	3.61	7.57	3.10	4.08
65	9.22	3.05	3.35	8.17	3.41	3.54	7.08	2.96	3.75
66	8.69	2.96	3.31	7.65	3.32	3.50	6.58	2.86	3.70
67	8.20	2.88	3.26	7.16	3.23	3.45	6.10	2.75	3.65
68	7.72	2.80	3.22	6.68	3.14	3.41	5.64	2.65	3.60
69	7.26	2.72	3.17	6.24	3.05	3.37	5.21	2.54	3.55
70	6.83	2.63	3.12	5.81	2.96	3.32	4.81	2.44	3.49
71	6.41	2.55	3.07	5.41	2.87	3.27	4.43	2.34	3.43
72	6.02	2.47	3.01	5.03	2.78	3.22	4.07	2.23	3.37
73	5.65	2.38	2.96	4.67	2.69	3.17	3.74	2.13	3.31
74	5.29	2.30	2.90	4.33	2.60	3.11	3.43	2.03	3.24
75	4.96	2.22	2.85	4.02	2.51	3.06	3.14	1.94	3.18
76	4.64	2.14	2.79	3.72	2.42	3.00	2.87	1.84	3.11
77	4.34	2.06	2.73	3.44	2.34	2.94	2.62	1.75	3.04
78	4.06	1.98	2.67	3.18	2.25	2.88	2.39	1.65	2.97
79	3.80	1.90	2.60	2.94	2.17	2.82	2.18	1.56	2.90
80	3.55	1.83	2.54	2.71	2.08	2.76	1.98	1.48	2.83
81	3.31	1.75	2.48	2.50	2.00	2.70	1.80	1.39	2.75
82	3.09	1.68	2.41	2.31	1.92	2.63	1.63	1.31	2.68
83	2.89	1.61	2.34	2.12	1.84	2.57	1.48	1.23	2.60
84	2.69	1.53	2.27	1.95	1.77	2.50	1.34	1.16	2.53
85	2.51	1.46	2.20	1.79	1.69	2.43	1.21	1.08	2.45
86	2.34	1.40	2.13	1.65	1.62	2.36	1.09	1.01	2.37
87	2.18	1.33	2.06	1.51	1.54	2.29	0.98	0.94	2.29
88	2.02	1.26	1.98	1.38	1.47	2.21	0.88	0.88	2.21
89	1.88	1.20	1.89	1.26	1.40	2.13	0.78	0.81	2.12
90	1.74	1.13	1.80	1.15	1.33	2.04	0.70	0.75	2.03
91	1.61	1.06	1.70	1.04	1.25	1.95	0.62	0.69	1.94
92	1.49	0.99	1.60	0.94	1.18	1.85	0.54	0.62	1.84
93	1.36	0.92	1.48	0.84	1.10	1.73	0.47	0.56	1.73
94	1.24	0.84	1.34	0.74	1.02	1.59	0.40	0.50	1.62
95	1.12	0.75	1.17	0.64	0.93	1.44	0.33	0.43	1.48
96	0.99	0.65	0.98	0.54	0.83	1.24	0.27	0.36	1.32
97	0.84	0.53	0.76	0.42	0.71	1.01	0.20	0.28	1.13
98	0.67	0.39	0.49	0.30	0.57	0.71	0.12	0.19	0.89
99	0.43	0.20	0.21	0.15	0.37	0.36	0.05	0.09	0.54

Expected time spent in each state for hampering health (HH) condition for women									
I.State	None/Slight			Some			Severe		
E.State	N/S	Some	Severe	N/S	Some	Severe	N/S	Some	Severe
Age									
0	66.07	4.23	4.24	64.68	4.64	4.39	54.08	4.23	5.39
1	65.07	4.23	4.24	63.66	4.64	4.39	53.14	4.23	5.39
2	64.08	4.22	4.24	62.65	4.64	4.39	52.21	4.22	5.39
3	63.08	4.22	4.24	61.63	4.65	4.39	51.27	4.22	5.39
4	62.08	4.22	4.24	60.62	4.65	4.40	50.34	4.21	5.39
5	61.09	4.22	4.24	59.60	4.65	4.40	49.41	4.21	5.40
6	60.09	4.22	4.24	58.59	4.65	4.40	48.48	4.20	5.40
7	59.10	4.22	4.24	57.58	4.66	4.40	47.56	4.20	5.40
8	58.11	4.22	4.24	56.57	4.66	4.41	46.64	4.19	5.40
9	57.11	4.22	4.24	55.56	4.66	4.41	45.72	4.19	5.40
10	56.12	4.21	4.24	54.55	4.66	4.41	44.80	4.18	5.40
11	55.13	4.21	4.24	53.54	4.66	4.41	43.89	4.17	5.40
12	54.14	4.21	4.24	52.53	4.66	4.41	42.98	4.17	5.40
13	53.15	4.21	4.24	51.53	4.67	4.42	42.08	4.16	5.40
14	52.16	4.20	4.23	50.52	4.67	4.42	41.17	4.15	5.40
15	51.17	4.20	4.23	49.52	4.67	4.42	40.27	4.14	5.40
16	50.19	4.20	4.23	48.52	4.67	4.42	39.38	4.14	5.40
17	49.20	4.19	4.23	47.52	4.66	4.42	38.49	4.13	5.40
18	48.22	4.19	4.23	46.53	4.66	4.43	37.60	4.12	5.40
19	47.24	4.18	4.23	45.53	4.66	4.43	36.72	4.11	5.40
20	46.26	4.18	4.22	44.54	4.66	4.43	35.85	4.10	5.40
21	45.28	4.17	4.22	43.55	4.66	4.43	34.97	4.09	5.39
22	44.31	4.17	4.22	42.57	4.65	4.43	34.11	4.08	5.39
23	43.33	4.16	4.22	41.58	4.65	4.43	33.24	4.07	5.39
24	42.36	4.15	4.21	40.60	4.65	4.43	32.39	4.05	5.39
25	41.40	4.15	4.21	39.63	4.64	4.43	31.54	4.04	5.38
26	40.43	4.14	4.20	38.66	4.64	4.43	30.69	4.03	5.38
27	39.47	4.13	4.20	37.69	4.63	4.43	29.85	4.01	5.37
28	38.51	4.12	4.19	36.73	4.62	4.42	29.02	4.00	5.37
29	37.56	4.11	4.19	35.77	4.61	4.42	28.19	3.98	5.36
30	36.61	4.10	4.18	34.81	4.60	4.42	27.37	3.96	5.36
31	35.66	4.09	4.17	33.87	4.59	4.42	26.56	3.94	5.35
32	34.72	4.07	4.17	32.93	4.58	4.41	25.76	3.93	5.34
33	33.79	4.06	4.16	31.99	4.57	4.41	24.96	3.91	5.34
34	32.85	4.04	4.15	31.06	4.56	4.40	24.17	3.88	5.33
35	31.93	4.03	4.14	30.14	4.54	4.39	23.39	3.86	5.32
36	31.01	4.01	4.13	29.22	4.52	4.39	22.62	3.84	5.31
37	30.09	3.99	4.12	28.31	4.51	4.38	21.86	3.82	5.29
38	29.19	3.97	4.11	27.42	4.49	4.37	21.10	3.79	5.28
39	28.29	3.95	4.09	26.52	4.47	4.36	20.36	3.76	5.27
40	27.39	3.93	4.08	25.64	4.44	4.34	19.62	3.73	5.25
41	26.51	3.90	4.06	24.77	4.42	4.33	18.90	3.70	5.23
42	25.63	3.88	4.04	23.90	4.40	4.32	18.18	3.67	5.22
43	24.76	3.85	4.02	23.05	4.37	4.30	17.48	3.64	5.20
44	23.89	3.82	4.00	22.20	4.34	4.28	16.78	3.61	5.18
45	23.04	3.79	3.98	21.36	4.31	4.26	16.10	3.57	5.15
46	22.20	3.76	3.96	20.54	4.27	4.24	15.42	3.53	5.13
47	21.36	3.72	3.93	19.73	4.24	4.22	14.76	3.49	5.10
48	20.53	3.68	3.91	18.92	4.20	4.19	14.11	3.45	5.08
49	19.72	3.65	3.88	18.13	4.16	4.16	13.47	3.41	5.05
50	18.91	3.60	3.84	17.35	4.12	4.13	12.84	3.37	5.01
51	18.11	3.56	3.81	16.58	4.08	4.10	12.22	3.32	4.98
52	17.33	3.52	3.77	15.82	4.03	4.06	11.62	3.27	4.94
53	16.55	3.47	3.74	15.08	3.98	4.03	11.02	3.22	4.90
54	15.79	3.42	3.69	14.34	3.93	3.98	10.44	3.17	4.86
55	15.03	3.37	3.65	13.62	3.88	3.94	9.87	3.12	4.81
56	14.29	3.31	3.60	12.91	3.82	3.89	9.31	3.06	4.76
57	13.55	3.25	3.55	12.22	3.76	3.84	8.77	3.00	4.70
58	12.83	3.19	3.50	11.53	3.70	3.78	8.24	2.94	4.63
59	12.11	3.13	3.45	10.86	3.64	3.72	7.73	2.88	4.55
60	11.40	3.06	3.39	10.20	3.57	3.65	7.24	2.81	4.47
61	10.71	2.99	3.33	9.55	3.50	3.58	6.78	2.74	4.36
62	10.01	2.92	3.27	8.91	3.42	3.50	6.35	2.67	4.22
63	9.32	2.85	3.21	8.27	3.33	3.42	5.97	2.60	4.05
64	8.63	2.77	3.16	7.61	3.22	3.34	5.67	2.53	3.81
65	7.95	2.70	3.11	6.86	3.04	3.30	5.51	2.48	3.88
66	7.48	2.63	3.07	6.40	2.95	3.26	5.07	2.38	3.42
67	7.03	2.55	3.02	5.96	2.87	3.21	4.67	2.28	3.37
68	6.61	2.47	2.97	5.55	2.78	3.16	4.29	2.18	3.31
69	6.21	2.39	2.92	5.16	2.70	3.12	3.93	2.08	3.24
70	5.83	2.31	2.87	4.79	2.61	3.07	3.60	1.98	3.18
71	5.46	2.23	2.82	4.44	2.53	3.01	3.29	1.89	3.12
72	5.12	2.16	2.76	4.12	2.44	2.96	3.00	1.79	3.05
73	4.80	2.08	2.71	3.82	2.36	2.91	2.74	1.70	2.98
74	4.49	2.01	2.65	3.53	2.28	2.85	2.49	1.61	2.91
75	4.21	1.93	2.59	3.27	2.19	2.80	2.27	1.52	2.84
76	3.94	1.86	2.54	3.02	2.12	2.74	2.06	1.44	2.77
77	3.68	1.79	2.48	2.79	2.04	2.68	1.87	1.36	2.70
78	3.44	1.72	2.42	2.57	1.96	2.63	1.69	1.28	2.63
79	3.22	1.65	2.36	2.37	1.89	2.57	1.53	1.20	2.56
80	3.01	1.58	2.30	2.19	1.81	2.51	1.38	1.13	2.49
81	2.81	1.52	2.24	2.02	1.74	2.45	1.25	1.06	2.42
82	2.63	1.46	2.18	1.86	1.67	2.39	1.13	0.99	2.35
83	2.45	1.40	2.12	1.71	1.61	2.33	1.01	0.93	2.28
84	2.29	1.34	2.06	1.57	1.54	2.27	0.91	0.87	2.20
85	2.14	1.28	2.00	1.45	1.48	2.21	0.82	0.81	2.13
86	2.00	1.22	1.94	1.33	1.42	2.15	0.74	0.76	2.06
87	1.86	1.17	1.87	1.22	1.36	2.09	0.66	0.70	1.99
88	1.74	1.11	1.81	1.12	1.30	2.02	0.59	0.65	1.92
89	1.62	1.06	1.74	1.03	1.24	1.96	0.53	0.60	1.85
90	1.51	1.00	1.66	0.94	1.18	1.88	0.47	0.56	1.77
91	1.40	0.95	1.58	0.86	1.12	1.81	0.42	0.51	1.69
92	1.30	0.89	1.49	0.78	1.06	1.72	0.37	0.46	1.61
93	1.20	0.83	1.39	0.70	1.00	1.63	0.32	0.42	1.53
94	1.10	0.77	1.27	0.62	0.93	1.51	0.27	0.37	1.43
95	1.00	0.70	1.13	0.55	0.86	1.38	0.23	0.32	1.33
96	0.89	0.61	0.96	0.47	0.78	1.21	0.18	0.27	1.20
97	0.77	0.51	0.75	0.37	0.68	1.00	0.14	0.21	1.04
98	0.62	0.38	0.50	0.27	0.55	0.72	0.09	0.15	0.83
99	0.40	0.20	0.22	0.14	0.36	0.37	0.04	0.07	0.52

Transition matrices giving estimates of healthy life expectancy for self-reported health (SAH) for men																
I.State E.State	Very Good				Good				Fair				Bad/Very Bad			
	VG	G	F	B/VB	VG	G	F	B/VB	VG	G	F	B/VB	VG	G	F	B/VB
Age																
0	0.985	0.014	0.001	0.000	0.887	0.110	0.003	0.000	0.602	0.263	0.128	0.006	0.115	0.171	0.290	0.415
1	0.984	0.015	0.001	0.000	0.881	0.116	0.003	0.000	0.593	0.267	0.133	0.007	0.113	0.170	0.290	0.418
2	0.983	0.016	0.001	0.000	0.875	0.122	0.004	0.000	0.584	0.271	0.138	0.007	0.112	0.169	0.289	0.421
3	0.981	0.018	0.001	0.000	0.868	0.128	0.004	0.000	0.575	0.274	0.142	0.008	0.110	0.168	0.289	0.424
4	0.980	0.019	0.001	0.000	0.861	0.134	0.004	0.000	0.566	0.278	0.147	0.008	0.109	0.166	0.288	0.427
5	0.978	0.020	0.001	0.000	0.855	0.141	0.005	0.000	0.557	0.281	0.152	0.009	0.107	0.165	0.288	0.430
6	0.976	0.022	0.001	0.000	0.847	0.147	0.005	0.000	0.548	0.285	0.157	0.009	0.106	0.164	0.287	0.433
7	0.975	0.024	0.002	0.000	0.840	0.154	0.005	0.000	0.539	0.288	0.163	0.010	0.104	0.163	0.287	0.436
8	0.973	0.026	0.002	0.000	0.832	0.161	0.006	0.000	0.530	0.291	0.168	0.011	0.103	0.162	0.286	0.439
9	0.970	0.028	0.002	0.000	0.824	0.169	0.006	0.000	0.521	0.294	0.173	0.011	0.102	0.161	0.286	0.442
10	0.968	0.030	0.002	0.000	0.816	0.176	0.007	0.000	0.512	0.297	0.179	0.012	0.100	0.159	0.285	0.445
11	0.966	0.032	0.002	0.000	0.808	0.184	0.008	0.001	0.502	0.300	0.184	0.013	0.099	0.158	0.285	0.447
12	0.963	0.034	0.003	0.000	0.799	0.192	0.008	0.001	0.493	0.303	0.190	0.013	0.097	0.157	0.284	0.450
13	0.960	0.037	0.003	0.000	0.790	0.200	0.009	0.001	0.484	0.306	0.196	0.014	0.096	0.156	0.283	0.453
14	0.957	0.039	0.003	0.000	0.781	0.208	0.010	0.001	0.475	0.308	0.202	0.015	0.095	0.155	0.283	0.456
15	0.954	0.042	0.003	0.000	0.772	0.216	0.011	0.001	0.466	0.310	0.208	0.016	0.093	0.153	0.282	0.459
16	0.951	0.045	0.004	0.000	0.763	0.225	0.011	0.001	0.457	0.313	0.214	0.017	0.092	0.152	0.281	0.462
17	0.948	0.048	0.004	0.000	0.753	0.234	0.012	0.001	0.447	0.315	0.220	0.018	0.091	0.151	0.281	0.465
18	0.944	0.051	0.004	0.001	0.743	0.242	0.013	0.001	0.438	0.316	0.226	0.019	0.089	0.150	0.280	0.468
19	0.940	0.054	0.005	0.001	0.733	0.251	0.014	0.001	0.429	0.318	0.232	0.020	0.088	0.149	0.279	0.471
20	0.936	0.058	0.005	0.001	0.723	0.260	0.016	0.001	0.420	0.320	0.238	0.021	0.087	0.147	0.279	0.474
21	0.932	0.061	0.006	0.001	0.712	0.269	0.017	0.002	0.411	0.321	0.244	0.022	0.085	0.146	0.278	0.477
22	0.927	0.065	0.006	0.001	0.702	0.279	0.018	0.002	0.402	0.323	0.251	0.024	0.084	0.145	0.277	0.480
23	0.923	0.069	0.007	0.001	0.691	0.288	0.019	0.002	0.394	0.324	0.257	0.025	0.083	0.144	0.276	0.483
24	0.918	0.073	0.008	0.001	0.680	0.297	0.021	0.002	0.385	0.325	0.264	0.026	0.082	0.143	0.275	0.485
25	0.913	0.078	0.008	0.001	0.669	0.307	0.022	0.002	0.376	0.326	0.270	0.028	0.081	0.142	0.275	0.488
26	0.907	0.082	0.009	0.001	0.657	0.316	0.024	0.003	0.367	0.326	0.277	0.029	0.079	0.140	0.274	0.491
27	0.902	0.087	0.010	0.001	0.646	0.326	0.026	0.003	0.359	0.327	0.283	0.031	0.078	0.139	0.273	0.494
28	0.896	0.092	0.011	0.002	0.634	0.335	0.027	0.003	0.350	0.327	0.290	0.032	0.077	0.138	0.272	0.497
29	0.890	0.097	0.012	0.002	0.622	0.345	0.029	0.003	0.342	0.327	0.296	0.034	0.076	0.137	0.271	0.500
30	0.884	0.102	0.013	0.002	0.611	0.354	0.031	0.004	0.333	0.327	0.303	0.036	0.075	0.136	0.270	0.503
31	0.877	0.107	0.014	0.002	0.599	0.364	0.033	0.004	0.325	0.327	0.309	0.037	0.074	0.134	0.270	0.506
32	0.870	0.112	0.015	0.002	0.587	0.373	0.036	0.004	0.317	0.327	0.316	0.039	0.073	0.133	0.269	0.508
33	0.863	0.118	0.016	0.003	0.575	0.382	0.038	0.005	0.309	0.326	0.323	0.041	0.071	0.132	0.268	0.511
34	0.856	0.124	0.017	0.003	0.562	0.392	0.040	0.005	0.300	0.326	0.329	0.043	0.070	0.131	0.267	0.514
35	0.848	0.130	0.019	0.003	0.550	0.401	0.043	0.006	0.293	0.325	0.336	0.045	0.069	0.130	0.266	0.517
36	0.840	0.136	0.020	0.004	0.538	0.410	0.046	0.006	0.285	0.324	0.342	0.047	0.068	0.129	0.265	0.520
37	0.832	0.142	0.021	0.004	0.526	0.419	0.049	0.007	0.277	0.323	0.349	0.050	0.067	0.127	0.264	0.523
38	0.824	0.149	0.023	0.004	0.513	0.428	0.051	0.007	0.269	0.322	0.355	0.052	0.066	0.126	0.263	0.525
39	0.815	0.155	0.025	0.005	0.501	0.436	0.055	0.008	0.262	0.320	0.361	0.054	0.065	0.125	0.262	0.528
40	0.806	0.162	0.027	0.005	0.488	0.445	0.058	0.009	0.254	0.319	0.368	0.057	0.064	0.124	0.261	0.531
41	0.797	0.168	0.029	0.006	0.476	0.453	0.061	0.009	0.247	0.317	0.374	0.060	0.063	0.123	0.260	0.534
42	0.787	0.175	0.031	0.006	0.464	0.461	0.064	0.010	0.240	0.315	0.380	0.062	0.062	0.122	0.259	0.536
43	0.778	0.182	0.033	0.007	0.451	0.469	0.068	0.011	0.233	0.313	0.386	0.065	0.061	0.121	0.258	0.539
44	0.768	0.189	0.035	0.007	0.439	0.476	0.072	0.012	0.226	0.311	0.392	0.068	0.060	0.119	0.257	0.542
45	0.757	0.196	0.037	0.008	0.427	0.484	0.076	0.013	0.219	0.309	0.398	0.071	0.059	0.118	0.256	0.545
46	0.747	0.203	0.040	0.009	0.415	0.491	0.080	0.014	0.212	0.306	0.404	0.074	0.058	0.117	0.255	0.547
47	0.736	0.211	0.042	0.009	0.403	0.497	0.084	0.015	0.206	0.304	0.410	0.077	0.057	0.116	0.254	0.550
48	0.725	0.218	0.045	0.010	0.391	0.504	0.088	0.016	0.199	0.301	0.416	0.080	0.056	0.115	0.253	0.553
49	0.714	0.225	0.048	0.011	0.379	0.510	0.092	0.018	0.193	0.298	0.421	0.083	0.056	0.114	0.251	0.556
50	0.703	0.232	0.051	0.012	0.367	0.515	0.097	0.019	0.186	0.295	0.427	0.087	0.055	0.113	0.250	0.558
51	0.691	0.240	0.054	0.013	0.356	0.521	0.101	0.020	0.180	0.292	0.432	0.090	0.054	0.111	0.249	0.561
52	0.680	0.247	0.057	0.014	0.344	0.526	0.106	0.022	0.174	0.289	0.437	0.094	0.053	0.110	0.248	0.564
53	0.668	0.254	0.060	0.015	0.333	0.531	0.111	0.023	0.169	0.286	0.442	0.098	0.052	0.109	0.247	0.566
54	0.656	0.261	0.064	0.017	0.322	0.535	0.116	0.025	0.163	0.282	0.447	0.102	0.051	0.108	0.246	0.569
55	0.644	0.268	0.067	0.018	0.311	0.539	0.121	0.027	0.157	0.279	0.452	0.105	0.050	0.107	0.245	0.571
56	0.631	0.275	0.071	0.019	0.300	0.542	0.126	0.029	0.152	0.275	0.457	0.109	0.050	0.106	0.243	0.574
57	0.619	0.282	0.075	0.021	0.289	0.545	0.132	0.031	0.146	0.272	0.461	0.114	0.049	0.105	0.242	0.577
58	0.606	0.289	0.078	0.022	0.279	0.548	0.137	0.033	0.141	0.268	0.465	0.118	0.048	0.104	0.241	0.579
59	0.593	0.295	0.082	0.024	0.268	0.550	0.143	0.035	0.136	0.264	0.469	0.122	0.047	0.103	0.240	0.582
60	0.580	0.302	0.087	0.026	0.258	0.552	0.148	0.037	0.131	0.260	0.473	0.127	0.046	0.102	0.239	0.584
61	0.567	0.308	0.091	0.028	0.248	0.554	0.154	0.040	0.126	0.256	0.477	0.131	0.046	0.101	0.237	0.587
62	0.554	0.314	0.095	0.030	0.239	0.554	0.160	0.042	0.122	0.252	0.481	0.136	0.045	0.099	0.236	0.589
63	0.541	0.320	0.100	0.032	0.229	0.555	0.166	0.045	0.117	0.248	0.484	0.140	0.044	0.098	0.235	0.592
64	0.528	0.326	0.104	0.034	0.220	0.555	0.172	0.048	0.113	0.244	0.487	0.145	0.043	0.097	0.234	0.594
65	0.515	0.332	0.108	0.036	0.211	0.554	0.178	0.050	0.109	0.240	0.490	0.150	0.042	0.096	0.233	0.597
66	0.502	0.338	0.112	0.038	0.202	0.552	0.184	0.052	0.105	0.236	0.493	0.155	0.041	0.095	0.232	0.600
67	0.489	0.344	0.116	0.040	0.193	0.550	0.190	0.054	0.101	0.232	0.496	0.160	0.040	0.094	0.231	0.603
68	0.476	0.350	0.120	0.042	0.184	0.548	0.196	0.056	0.097	0.228	0.499	0.165	0.039	0.093	0.230	0.606
69	0.463	0.356	0.124	0.044	0.175	0.546	0.202	0.058	0.093	0.224	0.502	0.170	0.038	0.092	0.229	0.609
70	0.450															

Transition matrices giving estimates of healthy life expectancy for self-reported health (SAH) for women																
I.State E.State	Very Good				Good				Fair				Bad/Very Bad			
	VG	G	F	B/VB	VG	G	F	B/VB	VG	G	F	B/VB	VG	G	F	B/VB
Age																
0	0.989	0.010	0.000	0.000	0.917	0.081	0.002	0.000	0.632	0.249	0.113	0.005	0.081	0.142	0.275	0.488
1	0.989	0.011	0.001	0.000	0.912	0.086	0.002	0.000	0.624	0.253	0.117	0.006	0.080	0.141	0.274	0.491
2	0.987	0.012	0.001	0.000	0.907	0.091	0.002	0.000	0.615	0.257	0.122	0.006	0.079	0.139	0.273	0.493
3	0.986	0.013	0.001	0.000	0.902	0.096	0.002	0.000	0.606	0.261	0.126	0.006	0.077	0.138	0.272	0.496
4	0.985	0.014	0.001	0.000	0.897	0.101	0.003	0.000	0.597	0.265	0.131	0.007	0.076	0.137	0.272	0.499
5	0.984	0.015	0.001	0.000	0.891	0.106	0.003	0.000	0.588	0.269	0.136	0.007	0.075	0.136	0.271	0.502
6	0.983	0.016	0.001	0.000	0.885	0.112	0.003	0.000	0.579	0.273	0.140	0.008	0.074	0.135	0.270	0.505
7	0.981	0.018	0.001	0.000	0.879	0.118	0.003	0.000	0.570	0.276	0.145	0.008	0.073	0.134	0.269	0.508
8	0.979	0.019	0.001	0.000	0.872	0.124	0.004	0.000	0.561	0.280	0.150	0.009	0.072	0.132	0.268	0.511
9	0.978	0.021	0.001	0.000	0.866	0.130	0.004	0.000	0.552	0.283	0.155	0.009	0.071	0.131	0.267	0.513
10	0.976	0.022	0.001	0.000	0.859	0.136	0.004	0.000	0.543	0.287	0.160	0.010	0.070	0.130	0.266	0.516
11	0.974	0.024	0.002	0.000	0.852	0.143	0.005	0.000	0.534	0.290	0.166	0.010	0.069	0.129	0.265	0.519
12	0.972	0.026	0.002	0.000	0.845	0.150	0.005	0.000	0.525	0.293	0.171	0.011	0.067	0.128	0.264	0.522
13	0.970	0.028	0.002	0.000	0.837	0.157	0.006	0.000	0.516	0.296	0.176	0.012	0.066	0.127	0.263	0.525
14	0.967	0.030	0.002	0.000	0.829	0.164	0.006	0.000	0.506	0.299	0.182	0.012	0.065	0.125	0.262	0.527
15	0.965	0.032	0.002	0.000	0.821	0.171	0.007	0.000	0.497	0.302	0.188	0.013	0.064	0.124	0.261	0.530
16	0.962	0.035	0.003	0.000	0.813	0.179	0.007	0.001	0.488	0.304	0.193	0.014	0.063	0.123	0.260	0.533
17	0.960	0.037	0.003	0.000	0.805	0.187	0.008	0.001	0.479	0.307	0.199	0.015	0.062	0.122	0.259	0.536
18	0.957	0.040	0.003	0.000	0.796	0.195	0.009	0.001	0.470	0.309	0.205	0.016	0.061	0.121	0.258	0.539
19	0.954	0.043	0.003	0.000	0.787	0.203	0.009	0.001	0.461	0.312	0.211	0.017	0.060	0.120	0.257	0.541
20	0.950	0.046	0.004	0.000	0.778	0.211	0.010	0.001	0.451	0.314	0.217	0.017	0.059	0.119	0.256	0.544
21	0.947	0.049	0.004	0.000	0.769	0.219	0.011	0.001	0.442	0.316	0.223	0.018	0.058	0.117	0.255	0.547
22	0.943	0.052	0.005	0.001	0.759	0.228	0.012	0.001	0.433	0.318	0.229	0.020	0.058	0.116	0.254	0.549
23	0.939	0.055	0.005	0.001	0.750	0.237	0.013	0.001	0.424	0.319	0.235	0.021	0.057	0.115	0.253	0.552
24	0.935	0.059	0.005	0.001	0.740	0.245	0.014	0.001	0.415	0.321	0.242	0.022	0.056	0.114	0.252	0.555
25	0.931	0.062	0.006	0.001	0.729	0.254	0.015	0.001	0.406	0.322	0.248	0.023	0.055	0.113	0.251	0.558
26	0.926	0.066	0.007	0.001	0.719	0.263	0.016	0.001	0.397	0.323	0.254	0.024	0.054	0.112	0.249	0.560
27	0.922	0.070	0.007	0.001	0.708	0.273	0.017	0.002	0.389	0.324	0.261	0.026	0.053	0.111	0.248	0.563
28	0.917	0.074	0.008	0.001	0.698	0.282	0.019	0.002	0.380	0.325	0.267	0.027	0.052	0.110	0.247	0.565
29	0.911	0.079	0.009	0.001	0.687	0.291	0.020	0.002	0.371	0.326	0.274	0.028	0.051	0.108	0.246	0.568
30	0.906	0.083	0.009	0.001	0.676	0.301	0.021	0.002	0.362	0.327	0.280	0.030	0.051	0.107	0.245	0.571
31	0.900	0.088	0.010	0.001	0.665	0.310	0.023	0.002	0.354	0.327	0.287	0.031	0.050	0.106	0.244	0.573
32	0.895	0.093	0.011	0.002	0.653	0.319	0.025	0.003	0.345	0.327	0.293	0.033	0.049	0.105	0.243	0.576
33	0.888	0.098	0.012	0.002	0.642	0.329	0.026	0.003	0.337	0.327	0.300	0.035	0.048	0.104	0.241	0.578
34	0.882	0.103	0.013	0.002	0.630	0.339	0.028	0.003	0.329	0.327	0.307	0.037	0.047	0.103	0.240	0.581
35	0.875	0.108	0.014	0.002	0.618	0.348	0.030	0.003	0.320	0.327	0.313	0.038	0.047	0.102	0.239	0.584
36	0.868	0.114	0.015	0.002	0.606	0.357	0.032	0.004	0.312	0.327	0.320	0.040	0.046	0.101	0.238	0.586
37	0.861	0.120	0.016	0.003	0.594	0.367	0.034	0.004	0.304	0.326	0.326	0.042	0.045	0.100	0.237	0.589
38	0.854	0.125	0.018	0.003	0.582	0.376	0.037	0.005	0.296	0.325	0.333	0.044	0.044	0.099	0.235	0.591
39	0.846	0.131	0.019	0.003	0.570	0.386	0.039	0.005	0.288	0.324	0.339	0.046	0.044	0.098	0.234	0.594
40	0.838	0.137	0.020	0.004	0.558	0.395	0.041	0.005	0.280	0.323	0.346	0.049	0.043	0.097	0.233	0.596
41	0.830	0.144	0.022	0.004	0.546	0.404	0.044	0.006	0.273	0.322	0.352	0.051	0.042	0.096	0.232	0.599
42	0.821	0.150	0.024	0.004	0.533	0.413	0.047	0.006	0.265	0.321	0.359	0.053	0.041	0.095	0.230	0.601
43	0.813	0.157	0.025	0.005	0.521	0.422	0.050	0.007	0.258	0.319	0.365	0.056	0.041	0.093	0.229	0.603
44	0.804	0.163	0.027	0.005	0.509	0.431	0.053	0.008	0.250	0.318	0.371	0.058	0.040	0.092	0.228	0.606
45	0.794	0.170	0.029	0.006	0.496	0.439	0.056	0.008	0.243	0.316	0.378	0.061	0.039	0.091	0.226	0.608
46	0.785	0.177	0.031	0.006	0.484	0.448	0.059	0.009	0.236	0.314	0.384	0.064	0.039	0.090	0.225	0.610
47	0.775	0.184	0.033	0.007	0.472	0.456	0.062	0.010	0.229	0.312	0.390	0.067	0.038	0.089	0.224	0.613
48	0.765	0.191	0.035	0.007	0.459	0.464	0.066	0.011	0.222	0.310	0.396	0.069	0.037	0.088	0.223	0.615
49	0.755	0.198	0.038	0.008	0.447	0.471	0.069	0.011	0.215	0.307	0.402	0.072	0.037	0.087	0.221	0.617
50	0.744	0.205	0.040	0.009	0.435	0.479	0.073	0.012	0.208	0.305	0.408	0.076	0.036	0.086	0.220	0.620
51	0.734	0.212	0.043	0.010	0.423	0.486	0.077	0.013	0.202	0.302	0.413	0.079	0.035	0.085	0.219	0.622
52	0.723	0.220	0.046	0.010	0.411	0.493	0.081	0.014	0.195	0.299	0.419	0.082	0.035	0.084	0.217	0.624
53	0.712	0.227	0.048	0.011	0.399	0.500	0.085	0.016	0.189	0.296	0.424	0.085	0.034	0.083	0.216	0.627
54	0.700	0.234	0.051	0.012	0.387	0.506	0.089	0.017	0.183	0.293	0.430	0.089	0.034	0.082	0.215	0.629
55	0.689	0.241	0.054	0.013	0.375	0.512	0.094	0.018	0.177	0.290	0.435	0.092	0.033	0.082	0.213	0.631
56	0.677	0.249	0.058	0.014	0.363	0.517	0.098	0.019	0.171	0.287	0.440	0.096	0.032	0.081	0.212	0.633
57	0.665	0.256	0.061	0.016	0.352	0.523	0.103	0.021	0.165	0.284	0.445	0.100	0.032	0.080	0.211	0.635
58	0.653	0.263	0.064	0.017	0.340	0.528	0.108	0.022	0.160	0.280	0.450	0.104	0.031	0.079	0.209	0.637
59	0.641	0.270	0.068	0.018	0.329	0.532	0.113	0.024	0.154	0.277	0.455	0.108	0.031	0.078	0.208	0.639
60	0.628	0.277	0.072	0.020	0.318	0.536	0.118	0.026	0.149	0.273	0.459	0.112	0.030	0.077	0.207	0.642
61	0.616	0.284	0.075	0.021	0.307	0.540	0.123	0.027	0.143	0.269	0.463	0.116	0.030	0.076	0.205	0.644
62	0.603	0.290	0.079	0.023	0.296	0.543	0.128	0.029	0.138	0.266	0.468	0.120	0.029	0.075	0.204	0.646
63	0.590	0.297	0.083	0.024	0.285	0.546	0.134	0.031	0.133	0.262	0.472	0.125	0.029	0.074	0.202	0.648
64	0.577	0.303	0.088	0.026	0.275	0.549	0.139	0.034	0.128	0.258	0.475	0.129	0.028	0.073	0.201	0.650
65	0.562	0.309	0.093	0.028	0.264	0.552	0.145	0.036	0.123	0.254	0.478	0.133	0.028	0.072	0.199	0.652
66	0.548	0.314	0.098	0.030	0.253	0.555	0.151	0.038	0.118	0.250	0.481	0.137	0.027	0.071	0.197	0.654
67	0.534	0.319	0.103	0.032	0.242	0.558	0.157	0.040	0.113	0.246	0.484	0.141	0.027	0.070	0.195	0.656
68	0.520	0.324	0.108	0.034	0.231	0.561	0.163	0.042	0.108	0.242	0.487	0.145	0.026	0.069	0.193	0.658
69	0.506	0.329	0.113	0.036	0.220	0.564	0.169	0.044	0.103	0.238	0.490	0.149	0.026	0.068	0.191	0.660
70	0.492															

Transition matrices giving estimates of healthy life expectancy for hampering health (HH) condition for men									
I.State	None/Slight			Some			Severe		
E.State	N/S	Some	Severe	N/S	Some	Severe	N/S	Some	Severe
Age									
0	0.999	0.001	0.000	0.618	0.322	0.059	0.244	0.192	0.537
1	0.999	0.001	0.000	0.614	0.324	0.060	0.243	0.192	0.538
2	0.999	0.001	0.000	0.611	0.326	0.061	0.242	0.191	0.539
3	0.999	0.001	0.000	0.608	0.328	0.062	0.241	0.191	0.540
4	0.999	0.001	0.000	0.605	0.330	0.063	0.240	0.191	0.541
5	0.998	0.001	0.000	0.602	0.332	0.064	0.239	0.191	0.542
6	0.998	0.001	0.000	0.599	0.334	0.065	0.239	0.190	0.543
7	0.998	0.002	0.000	0.596	0.336	0.066	0.238	0.190	0.544
8	0.998	0.002	0.000	0.593	0.338	0.067	0.237	0.190	0.545
9	0.998	0.002	0.000	0.590	0.340	0.068	0.236	0.190	0.546
10	0.998	0.002	0.000	0.587	0.342	0.069	0.235	0.189	0.547
11	0.997	0.002	0.000	0.584	0.344	0.070	0.234	0.189	0.548
12	0.997	0.002	0.001	0.580	0.346	0.071	0.233	0.189	0.549
13	0.997	0.003	0.001	0.577	0.348	0.072	0.232	0.189	0.550
14	0.996	0.003	0.001	0.574	0.350	0.073	0.231	0.188	0.551
15	0.996	0.003	0.001	0.571	0.352	0.075	0.230	0.188	0.552
16	0.996	0.003	0.001	0.568	0.354	0.076	0.229	0.188	0.553
17	0.995	0.004	0.001	0.565	0.356	0.077	0.228	0.188	0.553
18	0.995	0.004	0.001	0.562	0.358	0.078	0.228	0.187	0.554
19	0.994	0.005	0.001	0.558	0.360	0.079	0.227	0.187	0.555
20	0.994	0.005	0.001	0.555	0.362	0.080	0.226	0.187	0.556
21	0.993	0.005	0.001	0.552	0.364	0.081	0.225	0.187	0.557
22	0.993	0.006	0.001	0.549	0.366	0.083	0.224	0.186	0.558
23	0.992	0.006	0.002	0.546	0.368	0.084	0.223	0.186	0.559
24	0.991	0.007	0.002	0.543	0.370	0.085	0.222	0.186	0.560
25	0.991	0.007	0.002	0.539	0.372	0.086	0.221	0.185	0.561
26	0.990	0.008	0.002	0.536	0.374	0.087	0.220	0.185	0.562
27	0.989	0.009	0.002	0.533	0.376	0.089	0.219	0.185	0.563
28	0.988	0.009	0.003	0.530	0.378	0.090	0.219	0.185	0.564
29	0.987	0.010	0.003	0.527	0.379	0.091	0.218	0.184	0.565
30	0.986	0.011	0.003	0.524	0.381	0.092	0.217	0.184	0.566
31	0.985	0.012	0.004	0.520	0.383	0.094	0.216	0.184	0.567
32	0.983	0.013	0.004	0.517	0.385	0.095	0.215	0.184	0.568
33	0.982	0.013	0.004	0.514	0.387	0.096	0.214	0.183	0.569
34	0.981	0.014	0.005	0.511	0.388	0.098	0.213	0.183	0.570
35	0.979	0.016	0.005	0.508	0.390	0.099	0.212	0.183	0.571
36	0.978	0.017	0.005	0.504	0.392	0.100	0.212	0.182	0.571
37	0.976	0.018	0.006	0.501	0.394	0.102	0.211	0.182	0.572
38	0.974	0.019	0.006	0.498	0.395	0.103	0.210	0.182	0.573
39	0.972	0.020	0.007	0.495	0.397	0.104	0.209	0.182	0.574
40	0.970	0.022	0.008	0.492	0.399	0.106	0.208	0.181	0.575
41	0.968	0.023	0.008	0.488	0.401	0.107	0.207	0.181	0.576
42	0.966	0.025	0.009	0.485	0.402	0.109	0.206	0.181	0.577
43	0.963	0.026	0.010	0.482	0.404	0.110	0.206	0.180	0.578
44	0.961	0.028	0.011	0.479	0.405	0.112	0.205	0.180	0.579
45	0.958	0.030	0.011	0.476	0.407	0.113	0.204	0.180	0.580
46	0.955	0.031	0.012	0.472	0.409	0.115	0.203	0.179	0.581
47	0.952	0.033	0.013	0.469	0.410	0.116	0.202	0.179	0.581
48	0.949	0.035	0.014	0.466	0.412	0.118	0.201	0.179	0.582
49	0.945	0.037	0.016	0.463	0.413	0.119	0.200	0.179	0.583
50	0.942	0.040	0.017	0.460	0.415	0.121	0.200	0.178	0.584
51	0.938	0.042	0.018	0.457	0.416	0.122	0.199	0.178	0.585
52	0.934	0.044	0.019	0.453	0.418	0.124	0.198	0.178	0.586
53	0.930	0.047	0.021	0.450	0.419	0.125	0.197	0.177	0.587
54	0.926	0.049	0.022	0.447	0.421	0.127	0.196	0.177	0.588
55	0.922	0.052	0.024	0.444	0.422	0.128	0.195	0.177	0.589
56	0.917	0.054	0.026	0.441	0.424	0.130	0.195	0.176	0.589
57	0.912	0.057	0.027	0.438	0.425	0.132	0.194	0.176	0.590
58	0.907	0.060	0.029	0.434	0.427	0.133	0.193	0.176	0.591
59	0.902	0.063	0.031	0.431	0.428	0.135	0.192	0.176	0.592
60	0.896	0.066	0.033	0.428	0.429	0.137	0.191	0.175	0.593
61	0.891	0.069	0.036	0.425	0.431	0.138	0.191	0.175	0.594
62	0.885	0.072	0.038	0.422	0.432	0.140	0.190	0.175	0.595
63	0.879	0.075	0.040	0.419	0.433	0.142	0.189	0.174	0.596
64	0.872	0.079	0.043	0.416	0.434	0.143	0.188	0.174	0.596
65	0.843	0.094	0.050	0.425	0.388	0.165	0.254	0.199	0.471
66	0.834	0.098	0.053	0.415	0.391	0.170	0.245	0.197	0.478
67	0.825	0.102	0.057	0.405	0.394	0.176	0.236	0.195	0.484
68	0.816	0.106	0.060	0.396	0.396	0.181	0.228	0.193	0.491
69	0.807	0.110	0.064	0.386	0.399	0.187	0.219	0.190	0.497
70	0.797	0.114	0.068	0.376	0.401	0.193	0.211	0.187	0.503
71	0.787	0.119	0.072	0.367	0.403	0.198	0.203	0.185	0.509
72	0.777	0.123	0.076	0.358	0.405	0.204	0.195	0.182	0.515
73	0.766	0.127	0.080	0.348	0.406	0.210	0.188	0.179	0.520
74	0.755	0.132	0.084	0.339	0.407	0.216	0.180	0.176	0.525
75	0.744	0.136	0.089	0.330	0.408	0.222	0.173	0.173	0.530
76	0.733	0.140	0.093	0.321	0.409	0.228	0.166	0.169	0.534
77	0.721	0.144	0.098	0.312	0.410	0.234	0.159	0.166	0.538
78	0.709	0.149	0.103	0.303	0.410	0.240	0.152	0.163	0.542
79	0.697	0.153	0.108	0.295	0.410	0.246	0.146	0.159	0.546
80	0.685	0.157	0.113	0.286	0.410	0.252	0.140	0.156	0.549
81	0.672	0.161	0.118	0.278	0.410	0.258	0.133	0.153	0.552
82	0.659	0.164	0.123	0.269	0.409	0.264	0.128	0.149	0.554
83	0.647	0.168	0.128	0.261	0.408	0.270	0.122	0.145	0.556
84	0.633	0.172	0.134	0.253	0.407	0.277	0.116	0.142	0.558
85	0.620	0.175	0.139	0.245	0.406	0.283	0.111	0.138	0.559
86	0.607	0.178	0.145	0.237	0.404	0.289	0.106	0.135	0.561
87	0.593	0.182	0.150	0.230	0.403	0.295	0.101	0.131	0.561
88	0.580	0.185	0.156	0.222	0.401	0.300	0.096	0.128	0.562
89	0.566	0.187	0.161	0.215	0.399	0.306	0.091	0.124	0.562
90	0.552	0.190	0.167	0.208	0.396	0.312	0.087	0.120	0.561
91	0.538	0.192	0.172	0.200	0.394	0.318	0.082	0.117	0.561
92	0.524	0.195	0.178	0.194	0.391	0.324	0.078	0.113	0.559
93	0.510	0.197	0.184	0.187	0.388	0.329	0.074	0.110	0.558
94	0.496	0.199	0.189	0.180	0.385	0.335	0.070	0.106	0.556
95	0.482	0.200	0.194	0.174	0.381	0.340	0.067	0.103	0.554
96	0.469	0.202	0.200	0.167	0.378	0.345	0.063	0.099	0.552
97	0.455	0.203	0.205	0.161	0.374	0.350	0.060	0.096	0.549
98	0.441	0.204	0.210	0.155	0.370	0.355	0.056	0.093	0.546
99	0.427	0.204	0.215	0.149	0.366	0.360	0.053	0.089	0.546

Transition matrices giving estimates of healthy life expectancy for hampering health (HH) condition for women									
I.State	None/Slight			Some			Severe		
E.State	N/S	Some	Severe	N/S	Some	Severe	N/S	Some	Severe
Age									
0	0.999	0.001	0.000	0.657	0.294	0.048	0.159	0.161	0.627
1	0.999	0.001	0.000	0.654	0.296	0.049	0.158	0.161	0.628
2	0.999	0.001	0.000	0.651	0.299	0.050	0.157	0.161	0.629
3	0.999	0.001	0.000	0.648	0.301	0.051	0.156	0.160	0.630
4	0.999	0.001	0.000	0.645	0.303	0.051	0.156	0.160	0.630
5	0.999	0.001	0.000	0.642	0.305	0.052	0.155	0.159	0.631
6	0.999	0.001	0.000	0.639	0.307	0.053	0.154	0.159	0.632
7	0.999	0.001	0.000	0.636	0.309	0.054	0.154	0.159	0.632
8	0.998	0.001	0.000	0.633	0.311	0.055	0.153	0.158	0.633
9	0.998	0.001	0.000	0.630	0.313	0.056	0.152	0.158	0.634
10	0.998	0.002	0.000	0.627	0.315	0.057	0.152	0.158	0.635
11	0.998	0.002	0.000	0.624	0.318	0.058	0.151	0.157	0.635
12	0.998	0.002	0.000	0.621	0.320	0.058	0.150	0.157	0.636
13	0.997	0.002	0.000	0.618	0.322	0.059	0.149	0.157	0.637
14	0.997	0.002	0.000	0.614	0.324	0.060	0.149	0.156	0.637
15	0.997	0.002	0.001	0.611	0.326	0.061	0.148	0.156	0.638
16	0.997	0.003	0.001	0.608	0.328	0.062	0.147	0.156	0.639
17	0.996	0.003	0.001	0.605	0.330	0.063	0.147	0.155	0.640
18	0.996	0.003	0.001	0.602	0.332	0.064	0.146	0.155	0.640
19	0.996	0.004	0.001	0.599	0.334	0.065	0.145	0.155	0.641
20	0.995	0.004	0.001	0.596	0.336	0.066	0.145	0.154	0.642
21	0.995	0.004	0.001	0.593	0.338	0.067	0.144	0.154	0.642
22	0.994	0.005	0.001	0.590	0.340	0.068	0.143	0.153	0.643
23	0.994	0.005	0.001	0.587	0.342	0.069	0.143	0.153	0.644
24	0.993	0.005	0.001	0.584	0.344	0.070	0.142	0.153	0.644
25	0.993	0.006	0.002	0.580	0.346	0.071	0.141	0.152	0.645
26	0.992	0.006	0.002	0.577	0.348	0.072	0.141	0.152	0.646
27	0.991	0.007	0.002	0.574	0.350	0.073	0.140	0.152	0.646
28	0.990	0.007	0.002	0.571	0.352	0.075	0.139	0.151	0.647
29	0.990	0.008	0.002	0.568	0.354	0.076	0.139	0.151	0.648
30	0.989	0.009	0.002	0.565	0.356	0.077	0.138	0.151	0.648
31	0.988	0.009	0.003	0.562	0.358	0.078	0.137	0.150	0.649
32	0.987	0.010	0.003	0.558	0.360	0.079	0.137	0.150	0.650
33	0.986	0.011	0.003	0.555	0.362	0.080	0.136	0.149	0.650
34	0.984	0.012	0.004	0.552	0.364	0.081	0.135	0.149	0.651
35	0.983	0.013	0.004	0.549	0.366	0.083	0.135	0.149	0.652
36	0.982	0.014	0.004	0.546	0.368	0.084	0.134	0.148	0.652
37	0.980	0.015	0.005	0.543	0.370	0.085	0.133	0.148	0.653
38	0.979	0.016	0.005	0.539	0.372	0.086	0.133	0.148	0.653
39	0.977	0.017	0.006	0.536	0.374	0.087	0.132	0.147	0.654
40	0.976	0.018	0.006	0.533	0.376	0.089	0.131	0.147	0.655
41	0.974	0.019	0.007	0.530	0.378	0.090	0.131	0.147	0.655
42	0.972	0.020	0.007	0.527	0.379	0.091	0.130	0.146	0.656
43	0.970	0.022	0.008	0.524	0.381	0.092	0.129	0.146	0.657
44	0.968	0.023	0.008	0.520	0.383	0.094	0.129	0.145	0.657
45	0.965	0.025	0.009	0.517	0.385	0.095	0.128	0.145	0.658
46	0.963	0.026	0.010	0.514	0.387	0.096	0.128	0.145	0.658
47	0.960	0.028	0.011	0.511	0.388	0.098	0.127	0.144	0.659
48	0.957	0.030	0.012	0.508	0.390	0.099	0.126	0.144	0.659
49	0.955	0.032	0.013	0.504	0.392	0.100	0.126	0.144	0.660
50	0.952	0.034	0.013	0.501	0.394	0.102	0.125	0.143	0.661
51	0.948	0.036	0.015	0.498	0.395	0.103	0.125	0.143	0.661
52	0.945	0.038	0.016	0.495	0.397	0.104	0.124	0.142	0.662
53	0.941	0.040	0.017	0.492	0.399	0.106	0.123	0.142	0.662
54	0.938	0.042	0.018	0.488	0.401	0.107	0.123	0.142	0.663
55	0.934	0.044	0.020	0.485	0.402	0.109	0.122	0.141	0.664
56	0.930	0.047	0.021	0.482	0.404	0.110	0.121	0.141	0.664
57	0.925	0.049	0.022	0.479	0.405	0.112	0.121	0.141	0.665
58	0.921	0.052	0.024	0.476	0.407	0.113	0.120	0.140	0.665
59	0.916	0.055	0.026	0.472	0.409	0.115	0.120	0.140	0.666
60	0.911	0.057	0.028	0.469	0.410	0.116	0.119	0.139	0.666
61	0.906	0.060	0.029	0.466	0.412	0.118	0.118	0.139	0.667
62	0.901	0.063	0.031	0.463	0.413	0.119	0.118	0.139	0.667
63	0.896	0.066	0.034	0.460	0.415	0.121	0.117	0.138	0.668
64	0.890	0.069	0.036	0.457	0.416	0.122	0.117	0.138	0.668
65	0.828	0.101	0.056	0.408	0.393	0.174	0.206	0.185	0.507
66	0.819	0.105	0.059	0.398	0.396	0.180	0.198	0.183	0.513
67	0.809	0.109	0.063	0.389	0.398	0.185	0.190	0.180	0.518
68	0.800	0.113	0.066	0.379	0.400	0.191	0.183	0.177	0.524
69	0.790	0.118	0.070	0.370	0.402	0.197	0.175	0.174	0.528
70	0.780	0.122	0.074	0.360	0.404	0.203	0.168	0.170	0.533
71	0.769	0.126	0.079	0.351	0.406	0.208	0.161	0.167	0.537
72	0.758	0.130	0.083	0.342	0.407	0.214	0.155	0.164	0.541
73	0.747	0.135	0.087	0.333	0.408	0.220	0.148	0.161	0.545
74	0.736	0.139	0.092	0.323	0.409	0.226	0.142	0.157	0.548
75	0.724	0.143	0.096	0.315	0.410	0.232	0.135	0.154	0.551
76	0.713	0.147	0.101	0.306	0.410	0.238	0.129	0.150	0.553
77	0.701	0.151	0.106	0.297	0.410	0.244	0.124	0.147	0.556
78	0.688	0.155	0.111	0.288	0.410	0.251	0.118	0.143	0.558
79	0.676	0.159	0.116	0.280	0.410	0.257	0.113	0.140	0.559
80	0.663	0.163	0.122	0.272	0.409	0.263	0.107	0.136	0.560
81	0.650	0.167	0.127	0.263	0.408	0.269	0.102	0.132	0.561
82	0.637	0.171	0.132	0.255	0.407	0.275	0.097	0.129	0.562
83	0.624	0.174	0.138	0.247	0.406	0.281	0.093	0.125	0.562
84	0.611	0.177	0.143	0.239	0.405	0.287	0.088	0.122	0.561
85	0.597	0.181	0.149	0.232	0.403	0.293	0.084	0.118	0.561
86	0.584	0.184	0.154	0.224	0.401	0.299	0.079	0.114	0.560
87	0.570	0.187	0.160	0.217	0.399	0.305	0.075	0.111	0.559
88	0.556	0.189	0.165	0.210	0.397	0.311	0.071	0.107	0.557
89	0.542	0.192	0.171	0.202	0.394	0.316	0.068	0.104	0.555
90	0.528	0.194	0.176	0.195	0.392	0.322	0.064	0.100	0.552
91	0.514	0.196	0.182	0.189	0.389	0.328	0.061	0.097	0.550
92	0.500	0.198	0.187	0.182	0.386	0.333	0.057	0.094	0.547
93	0.486	0.200	0.193	0.175	0.382	0.339	0.054	0.090	0.543
94	0.472	0.201	0.198	0.169	0.379	0.344	0.051	0.087	0.540
95	0.459	0.202	0.203	0.163	0.375	0.349	0.048	0.084	0.536
96	0.445	0.203	0.209	0.157	0.371	0.354	0.046	0.081	0.531
97	0.431	0.204	0.214	0.151	0.367	0.359	0.043	0.078	0.527
98	0.417	0.204	0.218	0.145	0.363	0.364	0.040	0.075	0.522
99	0.404	0.205	0.223	0.139	0.359	0.368	0.038	0.072	0.517



# A1.6 Ireland

Expected time spent in each health state for self-reported health (SAH) for men																
L.State	Very Good				Good				Fair				Bad/Very Bad			
E.State	VG	G	F	B/VB	VG	G	F	B/VB	VG	G	F	B/VB	VG	G	F	B/VB
Age																
0	37.24	25.82	11.35	2.49	36.84	26.15	11.39	2.49	36.25	26.27	11.78	2.52	36.13	26.14	11.89	2.59
1	36.48	25.61	11.32	2.49	36.07	25.95	11.37	2.49	35.48	26.06	11.77	2.52	35.34	25.93	11.88	2.60
2	35.73	25.41	11.30	2.49	35.31	25.74	11.35	2.49	34.71	25.85	11.75	2.52	34.57	25.71	11.87	2.60
3	34.98	25.20	11.27	2.49	34.56	25.54	11.32	2.49	33.95	25.64	11.73	2.52	33.80	25.50	11.85	2.61
4	34.24	24.98	11.24	2.49	33.81	25.32	11.30	2.49	33.20	25.42	11.71	2.52	33.03	25.27	11.84	2.61
5	33.50	24.76	11.21	2.49	33.07	25.11	11.27	2.49	32.46	25.19	11.69	2.52	32.27	25.05	11.82	2.61
6	32.77	24.54	11.18	2.48	32.33	24.89	11.24	2.49	31.71	24.97	11.67	2.52	31.52	24.81	11.81	2.62
7	32.05	24.31	11.15	2.48	31.60	24.66	11.21	2.48	30.98	24.74	11.65	2.52	30.77	24.58	11.79	2.62
8	31.33	24.08	11.12	2.48	30.88	24.44	11.18	2.48	30.25	24.50	11.63	2.52	30.03	24.33	11.77	2.63
9	30.62	23.85	11.09	2.48	30.16	24.20	11.15	2.48	29.53	24.26	11.60	2.52	29.29	24.09	11.75	2.63
10	29.92	23.61	11.05	2.48	29.45	23.97	11.12	2.48	28.82	24.01	11.58	2.52	28.56	23.83	11.72	2.64
11	29.22	23.37	11.01	2.47	28.75	23.73	11.08	2.48	28.11	23.77	11.55	2.52	27.84	23.58	11.70	2.64
12	28.53	23.12	10.97	2.47	28.05	23.48	11.05	2.47	27.40	23.51	11.52	2.52	27.12	23.31	11.67	2.65
13	27.85	22.87	10.93	2.47	27.36	23.23	11.01	2.47	26.71	23.25	11.49	2.52	26.41	23.04	11.64	2.65
14	27.17	22.62	10.89	2.46	26.68	22.98	10.97	2.47	26.02	22.99	11.46	2.52	25.71	22.77	11.61	2.66
15	26.50	22.36	10.85	2.46	26.00	22.72	10.93	2.47	25.34	22.72	11.43	2.51	25.01	22.49	11.58	2.66
16	25.84	22.10	10.80	2.46	25.33	22.46	10.88	2.46	24.67	22.45	11.39	2.51	24.32	22.21	11.55	2.67
17	25.18	21.83	10.76	2.45	24.67	22.20	10.84	2.46	24.00	22.18	11.36	2.51	23.64	21.92	11.51	2.67
18	24.53	21.56	10.71	2.45	24.02	21.93	10.79	2.46	23.34	21.90	11.32	2.51	22.97	21.63	11.47	2.68
19	23.89	21.28	10.66	2.45	23.37	21.65	10.75	2.45	22.69	21.61	11.28	2.51	22.30	21.33	11.43	2.69
20	23.26	21.01	10.60	2.44	22.73	21.37	10.70	2.45	22.05	21.32	11.24	2.51	21.64	21.02	11.39	2.69
21	22.63	20.72	10.55	2.44	22.10	21.09	10.64	2.44	21.41	21.03	11.19	2.51	20.99	20.71	11.34	2.70
22	22.01	20.44	10.49	2.43	21.47	20.81	10.59	2.44	20.78	20.73	11.14	2.51	20.34	20.40	11.29	2.70
23	21.40	20.15	10.43	2.43	20.86	20.52	10.53	2.44	20.16	20.43	11.10	2.50	19.71	20.08	11.24	2.71
24	20.80	19.86	10.37	2.42	20.25	20.22	10.48	2.43	19.55	20.12	11.04	2.50	19.08	19.75	11.19	2.72
25	20.21	19.56	10.31	2.42	19.65	19.93	10.41	2.42	18.95	19.81	10.99	2.50	18.46	19.42	11.13	2.72
26	19.62	19.26	10.24	2.41	19.06	19.63	10.35	2.42	18.35	19.49	10.94	2.50	17.84	19.09	11.07	2.73
27	19.04	18.96	10.17	2.40	18.47	19.32	10.29	2.41	17.76	19.18	10.88	2.49	17.24	18.75	11.00	2.73
28	18.47	18.65	10.10	2.40	17.90	19.01	10.22	2.41	17.18	18.85	10.82	2.49	16.64	18.40	10.94	2.74
29	17.91	18.34	10.03	2.39	17.33	18.70	10.15	2.40	16.61	18.53	10.75	2.49	16.06	18.06	10.86	2.74
30	17.36	18.03	9.95	2.38	16.77	18.39	10.08	2.39	16.05	18.20	10.69	2.48	15.48	17.70	10.79	2.75
31	16.82	17.71	9.87	2.37	16.22	18.07	10.00	2.38	15.50	17.86	10.62	2.48	14.91	17.34	10.71	2.76
32	16.28	17.40	9.79	2.36	15.68	17.75	9.92	2.38	14.96	17.52	10.54	2.47	14.35	16.98	10.63	2.76
33	15.75	17.07	9.71	2.35	15.15	17.43	9.84	2.37	14.42	17.18	10.47	2.47	13.80	16.61	10.54	2.77
34	15.24	16.75	9.62	2.34	14.63	17.10	9.76	2.36	13.90	16.84	10.39	2.46	13.26	16.24	10.45	2.77
35	14.73	16.43	9.53	2.33	14.11	16.77	9.67	2.35	13.38	16.49	10.31	2.46	12.73	15.86	10.35	2.77
36	14.23	16.10	9.43	2.32	13.61	16.44	9.58	2.34	12.87	16.14	10.22	2.45	12.20	15.48	10.25	2.78
37	13.74	15.77	9.34	2.31	13.11	16.11	9.49	2.32	12.37	15.79	10.13	2.44	11.69	15.10	10.15	2.78
38	13.26	15.44	9.24	2.29	12.63	15.77	9.39	2.31	11.89	15.43	10.04	2.44	11.19	14.71	10.04	2.78
39	12.79	15.10	9.14	2.28	12.15	15.43	9.29	2.30	11.41	15.08	9.94	2.43	10.69	14.33	9.92	2.78
40	12.32	14.77	9.03	2.26	11.68	15.09	9.19	2.28	10.94	14.72	9.84	2.42	10.21	13.93	9.80	2.79
41	11.87	14.43	8.92	2.25	11.22	14.75	9.08	2.27	10.48	14.35	9.74	2.41	9.74	13.54	9.68	2.79
42	11.42	14.10	8.81	2.23	10.77	14.41	8.98	2.25	10.03	13.99	9.64	2.40	9.28	13.14	9.55	2.79
43	10.99	13.76	8.70	2.21	10.34	14.06	8.86	2.24	9.59	13.63	9.52	2.39	8.82	12.74	9.41	2.79
44	10.56	13.42	8.58	2.19	9.91	13.72	8.75	2.22	9.16	13.26	9.41	2.37	8.38	12.34	9.27	2.78
45	10.15	13.08	8.46	2.17	9.49	13.37	8.63	2.20	8.74	12.89	9.29	2.36	7.95	11.94	9.12	2.78
46	9.74	12.74	8.33	2.15	9.08	13.03	8.51	2.18	8.33	12.52	9.17	2.35	7.53	11.54	8.97	2.78
47	9.35	12.40	8.20	2.13	8.68	12.68	8.38	2.16	7.93	12.16	9.04	2.33	7.13	11.14	8.82	2.77
48	8.96	12.06	8.07	2.10	8.28	12.33	8.26	2.13	7.54	11.79	8.91	2.31	6.73	10.73	8.66	2.76
49	8.58	11.73	7.94	2.07	7.90	11.99	8.13	2.11	7.16	11.42	8.78	2.30	6.34	10.33	8.49	2.76
50	8.21	11.39	7.80	2.05	7.53	11.64	7.99	2.08	6.79	11.05	8.64	2.28	5.97	9.93	8.32	2.75
51	7.85	11.05	7.66	2.02	7.17	11.30	7.85	2.05	6.43	10.69	8.50	2.25	5.60	9.53	8.14	2.74
52	7.50	10.72	7.52	1.99	6.82	10.96	7.71	2.03	6.08	10.32	8.36	2.23	5.25	9.13	7.96	2.72
53	7.16	10.39	7.37	1.95	6.47	10.61	7.57	1.99	5.74	9.96	8.21	2.21	4.91	8.74	7.77	2.71
54	6.83	10.06	7.23	1.92	6.14	10.27	7.42	1.96	5.41	9.59	8.05	2.18	4.58	8.35	7.58	2.69
55	6.50	9.73	7.07	1.88	5.81	9.94	7.27	1.93	5.09	9.23	7.90	2.15	4.26	7.96	7.38	2.67
56	6.19	9.40	6.92	1.84	5.50	9.60	7.12	1.89	4.78	8.88	7.74	2.12	3.96	7.58	7.18	2.65
57	5.88	9.07	6.77	1.80	5.19	9.27	6.97	1.85	4.48	8.52	7.57	2.09	3.66	7.20	6.97	2.62
58	5.59	8.75	6.61	1.76	4.90	8.93	6.81	1.81	4.19	8.17	7.40	2.05	3.38	6.82	6.76	2.59
59	5.30	8.43	6.45	1.71	4.61	8.60	6.65	1.76	3.91	7.82	7.23	2.01	3.11	6.46	6.54	2.55
60	5.01	8.12	6.29	1.67	4.33	8.28	6.49	1.72	3.64	7.48	7.05	1.96	2.86	6.09	6.31	2.50
61	4.74	7.80	6.14	1.63	4.05	7.96	6.33	1.67	3.38	7.14	6.86	1.91	2.61	5.74	6.07	2.44
62	4.47	7.49	5.98	1.58	3.79	7.64	6.17	1.63	3.13	6.80	6.67	1.85	2.38	5.39	5.81	2.37
63	4.19	7.17	5.83	1.55	3.54	7.32	6.01	1.58	2.90	6.48	6.47	1.78	2.16	5.04	5.53	2.26
64	3.90	6.85	5.70	1.52	3.31	7.01	5.85	1.54	2.69	6.18	6.25	1.70	1.93	4.66	5.21	2.11
65	3.56	6.52	5.57	1.49	3.12	6.69	5.71	1.51	2.50	5.94	6.01	1.61	1.68	4.21	4.82	1.87
66	3.32	6.25	5.45	1.48	2.88	6.40	5.59	1.50	2.28	5.63	5.88	1.60	1.51	3.93	4.66	1.85
67	3.09	5.98	5.33	1.47	2.66	6.12	5.47	1.49	2.08	5.34	5.75	1.59	1.35	3.66	4.49	1.84
68	2.87	5.72	5.21	1.46	2.45	5.85	5.35	1.48	1.89	5.05	5.61	1.58	1.21	3.41	4.32	1.82
69	2.67	5.46	5.09	1.44	2.25	5.58	5.23	1.47	1.72	4.77	5.47	1.56	1.08	3.16	4.15	1.80
70	2.48	5.21	4.96	1.43	2.07	5.32	5.11	1.45	1.56	4.50	5.33	1.55	0.96	2.93	3.99	1.78
71	2.31	4.97	4.84	1.41	1.90	5.07	4.98	1.44	1.42	4.24	5.19	1.54	0.86	2.71	3.82	1.76
72	2.14	4.74	4.71	1.39	1.74	4.82	4.86	1.42	1.28	3.99	5.04	1.52	0.76	2.50	3.66	1.74
73	1.99	4.51	4.59	1.38	1.59	4.58	4.73	1.41	1.16	3.74	4.90	1.51	0.67	2.30	3.50	1.72</

Expected time spent in each health state for self-reported health (SAH) for women																
U.State E.State	Very Good				Good				Fair				Bad/Very Bad			
	VG	G	F	B/VB	VG	G	F	B/VB	VG	G	F	B/VB	VG	G	F	B/VB
Age																
0	37.00	25.52	10.89	2.36	36.61	25.84	10.93	2.36	35.95	25.96	11.35	2.39	35.90	25.83	11.43	2.46
1	36.24	25.31	10.86	2.36	35.85	25.64	10.91	2.36	35.18	25.76	11.34	2.39	35.12	25.62	11.42	2.46
2	35.49	25.11	10.83	2.36	35.09	25.43	10.88	2.36	34.42	25.54	11.32	2.39	34.34	25.41	11.41	2.47
3	34.74	24.90	10.81	2.36	34.34	25.22	10.86	2.36	33.66	25.33	11.30	2.39	33.57	25.19	11.39	2.47
4	34.00	24.68	10.78	2.36	33.59	25.01	10.83	2.36	32.91	25.11	11.29	2.39	32.81	24.97	11.38	2.47
5	33.27	24.46	10.75	2.35	32.85	24.80	10.80	2.36	32.17	24.89	11.27	2.39	32.05	24.74	11.36	2.48
6	32.54	24.24	10.72	2.35	32.12	24.58	10.77	2.35	31.43	24.66	11.24	2.39	31.30	24.51	11.34	2.48
7	31.82	24.01	10.68	2.35	31.39	24.35	10.74	2.35	30.69	24.42	11.22	2.39	30.55	24.27	11.33	2.49
8	31.10	23.78	10.65	2.35	30.67	24.12	10.71	2.35	29.97	24.19	11.20	2.39	29.81	24.03	11.31	2.49
9	30.40	23.55	10.62	2.35	29.95	23.89	10.68	2.35	29.24	23.94	11.17	2.39	29.07	23.78	11.28	2.50
10	29.69	23.31	10.58	2.34	29.24	23.65	10.64	2.35	28.53	23.70	11.15	2.39	28.35	23.53	11.26	2.50
11	29.00	23.07	10.54	2.34	28.54	23.41	10.61	2.34	27.82	23.45	11.12	2.39	27.62	23.27	11.24	2.51
12	28.31	22.82	10.50	2.34	27.85	23.17	10.57	2.34	27.12	23.19	11.09	2.39	26.91	23.01	11.21	2.51
13	27.63	22.57	10.46	2.33	27.16	22.92	10.53	2.34	26.43	22.93	11.06	2.39	26.20	22.74	11.18	2.52
14	26.95	22.31	10.42	2.33	26.48	22.66	10.49	2.33	25.74	22.67	11.03	2.39	25.50	22.47	11.15	2.52
15	26.28	22.06	10.37	2.33	25.80	22.41	10.45	2.33	25.06	22.40	11.00	2.39	24.81	22.19	11.12	2.53
16	25.62	21.79	10.33	2.32	25.13	22.15	10.40	2.33	24.39	22.13	10.96	2.39	24.12	21.91	11.09	2.53
17	24.97	21.53	10.28	2.32	24.47	21.88	10.36	2.33	23.72	21.85	10.92	2.39	23.44	21.62	11.05	2.54
18	24.32	21.26	10.23	2.32	23.82	21.61	10.31	2.32	23.07	21.57	10.88	2.39	22.76	21.33	11.01	2.54
19	23.68	20.98	10.17	2.31	23.18	21.34	10.26	2.32	22.42	21.28	10.84	2.38	22.10	21.03	10.97	2.55
20	23.05	20.70	10.12	2.31	22.54	21.06	10.21	2.31	21.77	20.99	10.80	2.38	21.44	20.73	10.93	2.55
21	22.42	20.42	10.06	2.30	21.91	20.78	10.16	2.31	21.14	20.70	10.75	2.38	20.79	20.42	10.88	2.56
22	21.81	20.14	10.00	2.30	21.29	20.49	10.10	2.30	20.51	20.40	10.70	2.38	20.15	20.10	10.83	2.56
23	21.20	19.85	9.94	2.29	20.67	20.21	10.04	2.30	19.89	20.09	10.65	2.38	19.51	19.78	10.78	2.57
24	20.60	19.56	9.88	2.29	20.07	19.91	9.98	2.29	19.28	19.79	10.60	2.38	18.89	19.46	10.72	2.58
25	20.01	19.26	9.81	2.28	19.47	19.62	9.92	2.29	18.68	19.47	10.55	2.37	18.27	19.13	10.67	2.58
26	19.42	18.96	9.75	2.27	18.88	19.32	9.86	2.28	18.09	19.16	10.49	2.37	17.66	18.80	10.61	2.59
27	18.85	18.66	9.68	2.26	18.30	19.01	9.79	2.27	17.50	18.84	10.43	2.37	17.06	18.46	10.54	2.59
28	18.28	18.35	9.60	2.26	17.72	18.71	9.72	2.27	16.92	18.52	10.37	2.36	16.46	18.12	10.47	2.60
29	17.72	18.05	9.53	2.25	17.16	18.40	9.65	2.26	16.35	18.19	10.30	2.36	15.88	17.77	10.40	2.60
30	17.17	17.73	9.45	2.24	16.60	18.08	9.57	2.25	15.79	17.86	10.23	2.36	15.30	17.42	10.33	2.61
31	16.63	17.42	9.37	2.23	16.06	17.77	9.49	2.24	15.24	17.52	10.16	2.35	14.74	17.06	10.25	2.61
32	16.10	17.10	9.28	2.22	15.52	17.45	9.41	2.23	14.70	17.18	10.09	2.35	14.18	16.70	10.16	2.62
33	15.58	16.78	9.20	2.21	14.99	17.12	9.33	2.22	14.17	16.84	10.01	2.34	13.63	16.33	10.08	2.62
34	15.06	16.46	9.10	2.20	14.47	16.80	9.24	2.21	13.65	16.50	9.93	2.34	13.09	15.96	9.98	2.63
35	14.55	16.14	9.01	2.19	13.96	16.47	9.15	2.20	13.13	16.15	9.84	2.33	12.56	15.59	9.89	2.63
36	14.06	15.81	8.92	2.17	13.45	16.14	9.06	2.19	12.63	15.80	9.75	2.32	12.04	15.21	9.79	2.63
37	13.57	15.48	8.82	2.16	12.96	15.81	8.96	2.18	12.13	15.45	9.66	2.32	11.54	14.83	9.68	2.63
38	13.09	15.15	8.71	2.14	12.48	15.48	8.86	2.16	11.65	15.09	9.57	2.31	11.04	14.45	9.57	2.64
39	12.62	14.82	8.61	2.13	12.00	15.14	8.76	2.15	11.17	14.74	9.47	2.30	10.55	14.07	9.46	2.64
40	12.16	14.49	8.50	2.11	11.54	14.80	8.66	2.13	10.71	14.38	9.37	2.29	10.07	13.68	9.34	2.64
41	11.71	14.16	8.39	2.09	11.09	14.46	8.55	2.12	10.25	14.02	9.26	2.28	9.60	13.29	9.21	2.64
42	11.27	13.82	8.27	2.08	10.64	14.12	8.44	2.10	9.80	13.65	9.15	2.27	9.14	12.89	9.08	2.64
43	10.84	13.49	8.15	2.06	10.20	13.78	8.32	2.08	9.37	13.29	9.03	2.25	8.69	12.50	8.95	2.64
44	10.42	13.15	8.03	2.03	9.78	13.44	8.20	2.06	8.94	12.92	8.92	2.24	8.25	12.10	8.81	2.63
45	10.01	12.82	7.90	2.01	9.36	13.10	8.08	2.04	8.52	12.56	8.79	2.23	7.83	11.71	8.66	2.63
46	9.60	12.48	7.78	1.99	8.95	12.76	7.95	2.02	8.12	12.19	8.67	2.21	7.41	11.31	8.51	2.62
47	9.21	12.14	7.64	1.96	8.56	12.41	7.82	1.99	7.72	11.82	8.54	2.19	7.01	10.91	8.35	2.62
48	8.82	11.81	7.51	1.93	8.17	12.07	7.69	1.97	7.33	11.46	8.40	2.18	6.61	10.52	8.19	2.61
49	8.45	11.48	7.37	1.90	7.79	11.73	7.56	1.94	6.96	11.09	8.26	2.16	6.23	10.12	8.03	2.60
50	8.08	11.14	7.23	1.87	7.42	11.39	7.42	1.91	6.59	10.73	8.12	2.13	5.86	9.72	7.85	2.59
51	7.73	10.81	7.08	1.84	7.06	11.05	7.27	1.88	6.24	10.36	7.97	2.11	5.50	9.33	7.68	2.58
52	7.38	10.48	6.93	1.81	6.72	10.71	7.13	1.85	5.89	10.00	7.82	2.09	5.15	8.94	7.49	2.56
53	7.04	10.15	6.78	1.77	6.38	10.37	6.98	1.81	5.55	9.64	7.67	2.06	4.82	8.55	7.31	2.55
54	6.72	9.83	6.63	1.73	6.05	10.04	6.83	1.78	5.23	9.28	7.51	2.03	4.49	8.16	7.11	2.53
55	6.40	9.50	6.47	1.69	5.72	9.70	6.67	1.74	4.91	8.92	7.34	2.00	4.18	7.78	6.91	2.51
56	6.09	9.18	6.31	1.65	5.41	9.37	6.51	1.70	4.61	8.57	7.17	1.96	3.88	7.40	6.71	2.48
57	5.79	8.86	6.15	1.60	5.11	9.04	6.35	1.65	4.31	8.21	7.00	1.93	3.59	7.02	6.49	2.45
58	5.49	8.55	5.99	1.55	4.82	8.72	6.19	1.61	4.03	7.86	6.82	1.89	3.31	6.65	6.27	2.41
59	5.21	8.24	5.83	1.51	4.53	8.40	6.03	1.56	3.75	7.51	6.63	1.84	3.04	6.27	6.04	2.37
60	4.93	7.93	5.67	1.46	4.26	8.08	5.86	1.51	3.48	7.16	6.43	1.79	2.78	5.90	5.81	2.32
61	4.66	7.63	5.52	1.41	3.99	7.77	5.70	1.46	3.23	6.82	6.22	1.73	2.53	5.52	5.51	2.25
62	4.39	7.34	5.37	1.37	3.73	7.46	5.54	1.41	2.99	6.48	6.00	1.66	2.29	5.12	5.18	2.16
63	4.12	7.04	5.24	1.33	3.49	7.17	5.39	1.36	2.76	6.15	5.76	1.58	2.03	4.66	4.79	2.04
64	3.82	6.74	5.12	1.30	3.28	6.89	5.25	1.32	2.58	5.87	5.53	1.48	1.72	4.06	4.23	1.86
65	3.42	6.41	5.02	1.28	3.13	6.60	5.13	1.30	2.48	5.79	5.38	1.38	1.23	3.04	3.32	1.56
66	3.19	6.14	4.91	1.27	2.90	6.33	5.03	1.29	2.27	5.50	5.26	1.37	1.09	2.81	3.18	1.54
67	2.97	5.88	4.81	1.26	2.68	6.06	4.92	1.28	2.07	5.21	5.14	1.36	0.97	2.60	3.04	1.51
68	2.76	5.63	4.70	1.24	2.47	5.80	4.82	1.26	1.89	4.94	5.02	1.35	0.86	2.39	2.90	1.49
69	2.56	5.38	4.60	1.23	2.28	5.54	4.71	1.25	1.72	4.67	4.90	1.34	0.76	2.20	2.76	1.47
70	2.38	5.14	4.49	1.22	2.10	5.29	4.61	1.24	1.57	4.41	4.78	1.33	0.67	2.02	2.62	1.44
71	2.21	4.90	4.38	1.20	1.94	5.05	4.50	1.23	1.42	4.16	4.65	1.32	0.59	1.85	2.49	1.42
72	2.05	4.67	4.27	1.19	1.78	4.81	4.39	1.21	1.29	3.91	4.53	1.30	0.52	1.69	2.36	1.39
73	1.90	4.45	4.16	1.17	1.64	4.58	4.29	1.20	1.17	3.68	4.40	1.29	0.46	1.54	2.24	1.36
74	1.77	4.24	4.05	1.16	1.50	4.36										

Expected time spent in each state for hampering health (HH) condition for men									
I.State	None/Slight			Some			Severe		
E.State	N/S	Some	Severe	N/S	Some	Severe	N/S	Some	Severe
Age									
0	65.15	9.00	2.87	63.51	9.80	2.98	62.81	9.82	3.32
1	64.19	8.97	2.87	62.54	9.79	2.98	61.81	9.80	3.33
2	63.24	8.95	2.86	61.57	9.77	2.98	60.81	9.78	3.34
3	62.29	8.92	2.86	60.60	9.74	2.97	59.81	9.75	3.35
4	61.34	8.89	2.86	59.63	9.72	2.97	58.81	9.73	3.35
5	60.40	8.87	2.85	58.67	9.70	2.97	57.82	9.71	3.36
6	59.46	8.84	2.85	57.71	9.68	2.97	56.82	9.68	3.37
7	58.52	8.81	2.84	56.75	9.65	2.97	55.83	9.65	3.38
8	57.58	8.78	2.84	55.79	9.63	2.97	54.84	9.62	3.38
9	56.64	8.75	2.84	54.84	9.60	2.97	53.85	9.59	3.39
10	55.71	8.71	2.83	53.88	9.57	2.97	52.86	9.56	3.40
11	54.78	8.68	2.83	52.93	9.54	2.96	51.87	9.53	3.41
12	53.85	8.64	2.82	51.99	9.51	2.96	50.89	9.49	3.41
13	52.92	8.61	2.81	51.04	9.48	2.96	49.91	9.46	3.42
14	52.00	8.57	2.81	50.10	9.44	2.96	48.93	9.42	3.43
15	51.08	8.53	2.80	49.16	9.41	2.95	47.95	9.38	3.44
16	50.16	8.49	2.80	48.23	9.37	2.95	46.98	9.34	3.44
17	49.25	8.45	2.79	47.29	9.34	2.95	46.00	9.30	3.45
18	48.34	8.41	2.78	46.36	9.30	2.94	45.04	9.25	3.46
19	47.43	8.37	2.77	45.44	9.26	2.94	44.07	9.21	3.46
20	46.53	8.32	2.77	44.52	9.22	2.94	43.11	9.16	3.47
21	45.63	8.27	2.76	43.60	9.17	2.93	42.15	9.11	3.48
22	44.74	8.23	2.75	42.68	9.13	2.93	41.19	9.05	3.48
23	43.84	8.18	2.74	41.77	9.08	2.92	40.24	9.00	3.49
24	42.96	8.13	2.73	40.87	9.03	2.92	39.29	8.94	3.49
25	42.07	8.08	2.72	39.96	8.98	2.91	38.35	8.88	3.50
26	41.19	8.02	2.71	39.07	8.93	2.90	37.41	8.82	3.50
27	40.31	7.97	2.70	38.17	8.88	2.90	36.48	8.76	3.51
28	39.44	7.91	2.68	37.28	8.82	2.89	35.55	8.69	3.51
29	38.58	7.85	2.67	36.40	8.77	2.88	34.62	8.63	3.51
30	37.71	7.79	2.66	35.52	8.71	2.87	33.70	8.56	3.51
31	36.86	7.73	2.64	34.65	8.65	2.86	32.79	8.48	3.52
32	36.00	7.67	2.63	33.78	8.59	2.86	31.88	8.41	3.52
33	35.16	7.60	2.62	32.92	8.52	2.84	30.97	8.33	3.52
34	34.31	7.54	2.60	32.06	8.46	2.83	30.08	8.25	3.52
35	33.47	7.47	2.58	31.20	8.39	2.82	29.19	8.17	3.52
36	32.64	7.40	2.57	30.36	8.32	2.81	28.30	8.09	3.52
37	31.81	7.33	2.55	29.52	8.25	2.80	27.42	8.00	3.52
38	30.99	7.25	2.53	28.68	8.17	2.78	26.55	7.91	3.52
39	30.18	7.18	2.51	27.86	8.10	2.77	25.69	7.82	3.51
40	29.37	7.10	2.49	27.03	8.02	2.75	24.83	7.72	3.51
41	28.56	7.02	2.46	26.22	7.94	2.74	23.99	7.63	3.50
42	27.76	6.94	2.44	25.41	7.86	2.72	23.15	7.53	3.50
43	26.97	6.86	2.42	24.61	7.77	2.70	22.31	7.42	3.49
44	26.18	6.78	2.39	23.81	7.69	2.68	21.49	7.32	3.48
45	25.40	6.69	2.37	23.02	7.60	2.66	20.68	7.21	3.47
46	24.63	6.60	2.34	22.24	7.51	2.64	19.87	7.10	3.46
47	23.86	6.51	2.31	21.47	7.41	2.62	19.08	6.99	3.45
48	23.10	6.42	2.28	20.70	7.32	2.59	18.29	6.87	3.44
49	22.34	6.33	2.25	19.95	7.22	2.57	17.51	6.76	3.43
50	21.59	6.23	2.22	19.19	7.12	2.54	16.75	6.64	3.41
51	20.85	6.13	2.18	18.45	7.02	2.51	15.99	6.51	3.39
52	20.11	6.04	2.15	17.72	6.92	2.48	15.25	6.39	3.37
53	19.38	5.93	2.11	16.99	6.81	2.45	14.52	6.26	3.35
54	18.66	5.83	2.07	16.27	6.70	2.42	13.79	6.13	3.33
55	17.94	5.73	2.03	15.56	6.59	2.38	13.08	5.99	3.30
56	17.23	5.62	1.99	14.86	6.48	2.34	12.39	5.86	3.27
57	16.52	5.51	1.94	14.16	6.36	2.30	11.70	5.71	3.23
58	15.82	5.40	1.90	13.48	6.24	2.25	11.03	5.57	3.19
59	15.13	5.29	1.86	12.80	6.12	2.20	10.38	5.41	3.13
60	14.44	5.18	1.81	12.14	5.99	2.15	9.75	5.25	3.07
61	13.75	5.07	1.76	11.48	5.85	2.08	9.13	5.07	2.98
62	13.06	4.96	1.72	10.85	5.71	2.01	8.53	4.88	2.87
63	12.38	4.85	1.68	10.23	5.55	1.93	7.96	4.68	2.71
64	11.69	4.75	1.65	9.66	5.36	1.85	7.40	4.45	2.48
65	11.00	4.65	1.62	9.15	5.13	1.78	6.83	4.20	2.13
66	10.49	4.57	1.60	8.68	5.03	1.77	6.38	4.07	2.11
67	10.01	4.48	1.58	8.23	4.93	1.75	5.95	3.93	2.09
68	9.54	4.39	1.57	7.80	4.83	1.74	5.54	3.80	2.07
69	9.08	4.30	1.55	7.39	4.74	1.72	5.16	3.67	2.05
70	8.65	4.21	1.53	6.99	4.64	1.70	4.79	3.54	2.03
71	8.23	4.12	1.51	6.61	4.53	1.69	4.45	3.40	2.01
72	7.83	4.03	1.49	6.25	4.43	1.67	4.12	3.27	1.98
73	7.44	3.93	1.47	5.91	4.33	1.65	3.82	3.14	1.95
74	7.07	3.84	1.45	5.58	4.23	1.63	3.53	3.01	1.93
75	6.71	3.74	1.42	5.26	4.13	1.61	3.26	2.89	1.90
76	6.37	3.65	1.40	4.97	4.03	1.58	3.00	2.76	1.87
77	6.04	3.55	1.37	4.68	3.92	1.56	2.77	2.64	1.84
78	5.73	3.46	1.35	4.41	3.82	1.54	2.54	2.52	1.81
79	5.43	3.36	1.32	4.15	3.72	1.51	2.34	2.40	1.77
80	5.14	3.26	1.29	3.91	3.62	1.48	2.14	2.28	1.74
81	4.86	3.16	1.26	3.67	3.51	1.46	1.96	2.16	1.71
82	4.60	3.06	1.23	3.45	3.41	1.43	1.79	2.05	1.67
83	4.34	2.96	1.20	3.24	3.31	1.40	1.63	1.94	1.63
84	4.10	2.86	1.16	3.04	3.20	1.36	1.48	1.83	1.59
85	3.86	2.76	1.13	2.84	3.09	1.33	1.34	1.72	1.56
86	3.63	2.65	1.09	2.65	2.99	1.29	1.21	1.62	1.52
87	3.41	2.54	1.04	2.47	2.87	1.25	1.09	1.51	1.47
88	3.19	2.42	1.00	2.30	2.76	1.21	0.98	1.41	1.43
89	2.98	2.30	0.95	2.13	2.64	1.16	0.87	1.31	1.39
90	2.78	2.17	0.89	1.96	2.51	1.11	0.77	1.20	1.34
91	2.57	2.03	0.83	1.79	2.38	1.05	0.67	1.10	1.29
92	2.37	1.89	0.76	1.62	2.23	0.99	0.57	1.00	1.24
93	2.16	1.73	0.69	1.45	2.08	0.91	0.48	0.89	1.18
94	1.95	1.55	0.60	1.28	1.90	0.83	0.40	0.78	1.12
95	1.72	1.35	0.51	1.09	1.71	0.73	0.31	0.67	1.06
96	1.49	1.13	0.40	0.90	1.49	0.62	0.22	0.55	0.97
97	1.23	0.88	0.29	0.69	1.24	0.49	0.14	0.42	0.87
98	0.92	0.59	0.17	0.46	0.93	0.33	0.07	0.28	0.72
99	0.55	0.28	0.06	0.21	0.55	0.16	0.02	0.13	0.47

Expected time spent in each state for hampering health (HH) condition for women									
I.State	None/Slight			Some			Severe		
E.State	N/S	Some	Severe	N/S	Some	Severe	N/S	Some	Severe
Age									
0	62.88	8.18	2.97	60.64	9.11	3.13	59.39	9.09	3.59
1	61.93	8.15	2.97	59.66	9.09	3.13	58.37	9.07	3.60
2	60.98	8.13	2.96	58.69	9.07	3.13	57.35	9.05	3.61
3	60.03	8.10	2.96	57.71	9.05	3.13	56.32	9.02	3.62
4	59.09	8.08	2.96	56.74	9.03	3.13	55.30	9.00	3.63
5	58.15	8.05	2.95	55.77	9.01	3.13	54.28	8.97	3.64
6	57.21	8.02	2.95	54.80	8.99	3.13	53.26	8.94	3.65
7	56.27	7.99	2.94	53.84	8.96	3.13	52.25	8.91	3.66
8	55.34	7.97	2.94	52.87	8.94	3.13	51.23	8.88	3.67
9	54.41	7.93	2.93	51.91	8.91	3.13	50.22	8.84	3.68
10	53.48	7.90	2.93	50.96	8.88	3.13	49.21	8.81	3.69
11	52.56	7.87	2.92	50.00	8.85	3.13	48.20	8.77	3.70
12	51.64	7.84	2.91	49.05	8.82	3.13	47.20	8.73	3.71
13	50.72	7.80	2.91	48.10	8.79	3.12	46.19	8.69	3.72
14	49.80	7.77	2.90	47.16	8.76	3.12	45.19	8.64	3.73
15	48.89	7.73	2.89	46.22	8.72	3.12	44.20	8.60	3.74
16	47.98	7.69	2.88	45.28	8.69	3.12	43.20	8.55	3.75
17	47.08	7.65	2.88	44.34	8.65	3.11	42.21	8.50	3.76
18	46.18	7.61	2.87	43.41	8.61	3.11	41.23	8.45	3.76
19	45.28	7.57	2.86	42.49	8.57	3.11	40.24	8.40	3.77
20	44.39	7.53	2.85	41.57	8.53	3.10	39.27	8.34	3.78
21	43.50	7.48	2.84	40.65	8.48	3.10	38.29	8.29	3.79
22	42.61	7.44	2.83	39.74	8.44	3.10	37.32	8.23	3.79
23	41.73	7.39	2.82	38.83	8.39	3.09	36.36	8.16	3.80
24	40.86	7.34	2.81	37.92	8.34	3.08	35.40	8.10	3.80
25	39.99	7.29	2.79	37.03	8.29	3.08	34.45	8.03	3.81
26	39.12	7.24	2.78	36.13	8.24	3.07	33.50	7.96	3.81
27	38.26	7.19	2.77	35.24	8.19	3.07	32.56	7.89	3.82
28	37.41	7.13	2.75	34.36	8.13	3.06	31.62	7.82	3.82
29	36.56	7.08	2.74	33.49	8.08	3.05	30.69	7.74	3.82
30	35.71	7.02	2.72	32.62	8.02	3.04	29.77	7.67	3.82
31	34.87	6.96	2.71	31.75	7.96	3.03	28.86	7.59	3.82
32	34.04	6.91	2.69	30.90	7.89	3.02	27.96	7.50	3.82
33	33.21	6.84	2.67	30.05	7.83	3.01	27.06	7.42	3.82
34	32.39	6.78	2.65	29.20	7.76	3.00	26.17	7.33	3.82
35	31.57	6.72	2.63	28.37	7.70	2.98	25.29	7.24	3.82
36	30.76	6.65	2.61	27.54	7.63	2.97	24.42	7.15	3.81
37	29.96	6.59	2.59	26.72	7.56	2.96	23.56	7.05	3.81
38	29.16	6.52	2.57	25.90	7.48	2.94	22.71	6.95	3.80
39	28.37	6.45	2.54	25.10	7.41	2.92	21.87	6.85	3.80
40	27.59	6.38	2.52	24.30	7.33	2.91	21.04	6.75	3.79
41	26.81	6.31	2.49	23.51	7.25	2.89	20.22	6.65	3.78
42	26.04	6.23	2.47	22.73	7.17	2.87	19.42	6.54	3.77
43	25.28	6.16	2.44	21.95	7.09	2.85	18.62	6.43	3.76
44	24.52	6.08	2.41	21.19	7.01	2.83	17.84	6.32	3.74
45	23.77	6.00	2.38	20.43	6.92	2.80	17.07	6.21	3.73
46	23.03	5.92	2.35	19.69	6.83	2.78	16.31	6.09	3.71
47	22.30	5.84	2.31	18.95	6.74	2.75	15.57	5.98	3.69
48	21.57	5.76	2.28	18.22	6.65	2.72	14.83	5.86	3.67
49	20.85	5.68	2.24	17.50	6.56	2.69	14.12	5.74	3.65
50	20.13	5.59	2.20	16.79	6.47	2.66	13.41	5.62	3.63
51	19.42	5.50	2.16	16.10	6.37	2.63	12.73	5.49	3.60
52	18.72	5.42	2.12	15.41	6.27	2.60	12.05	5.37	3.57
53	18.03	5.33	2.08	14.73	6.17	2.56	11.40	5.24	3.54
54	17.34	5.24	2.03	14.06	6.07	2.52	10.75	5.11	3.50
55	16.65	5.15	1.99	13.40	5.97	2.47	10.13	4.98	3.46
56	15.98	5.05	1.94	12.75	5.86	2.43	9.52	4.85	3.41
57	15.30	4.96	1.89	12.12	5.76	2.38	8.94	4.71	3.36
58	14.64	4.86	1.84	11.49	5.65	2.32	8.37	4.57	3.29
59	13.97	4.77	1.80	10.88	5.53	2.26	7.83	4.42	3.22
60	13.31	4.67	1.75	10.29	5.42	2.18	7.31	4.27	3.13
61	12.65	4.58	1.70	9.71	5.29	2.10	6.83	4.12	3.01
62	11.99	4.49	1.66	9.16	5.16	2.01	6.37	3.95	2.86
63	11.32	4.39	1.61	8.64	5.01	1.91	5.95	3.78	2.67
64	10.64	4.31	1.58	8.18	4.85	1.81	5.56	3.60	2.40
65	9.94	4.23	1.55	7.83	4.63	1.73	5.17	3.42	2.03
66	9.48	4.15	1.54	7.41	4.54	1.71	4.80	3.29	2.00
67	9.03	4.07	1.52	7.01	4.45	1.69	4.44	3.17	1.98
68	8.60	3.98	1.50	6.63	4.35	1.68	4.11	3.04	1.95
69	8.19	3.90	1.48	6.27	4.26	1.66	3.80	2.92	1.92
70	7.79	3.82	1.46	5.92	4.16	1.64	3.50	2.80	1.89
71	7.41	3.73	1.44	5.59	4.07	1.62	3.23	2.68	1.86
72	7.05	3.65	1.42	5.27	3.98	1.60	2.97	2.56	1.83
73	6.70	3.57	1.40	4.98	3.89	1.58	2.73	2.45	1.80
74	6.37	3.48	1.38	4.69	3.79	1.56	2.51	2.33	1.77
75	6.05	3.40	1.36	4.42	3.70	1.54	2.30	2.22	1.74
76	5.74	3.32	1.33	4.17	3.61	1.51	2.11	2.12	1.71
77	5.45	3.23	1.31	3.93	3.52	1.49	1.93	2.01	1.67
78	5.17	3.15	1.28	3.70	3.43	1.47	1.76	1.91	1.64
79	4.90	3.06	1.26	3.48	3.34	1.44	1.61	1.81	1.60
80	4.64	2.98	1.23	3.28	3.25	1.42	1.47	1.72	1.57
81	4.40	2.90	1.20	3.08	3.16	1.39	1.34	1.62	1.53
82	4.16	2.81	1.17	2.90	3.08	1.36	1.21	1.53	1.49
83	3.94	2.72	1.14	2.72	2.99	1.33	1.10	1.44	1.46
84	3.72	2.64	1.11	2.55	2.90	1.30	1.00	1.36	1.42
85	3.52	2.55	1.08	2.39	2.81	1.27	0.90	1.28	1.38
86	3.32	2.46	1.04	2.24	2.72	1.24	0.81	1.19	1.34
87	3.12	2.36	1.00	2.09	2.63	1.20	0.73	1.12	1.31
88	2.93	2.26	0.96	1.95	2.53	1.17	0.65	1.04	1.27
89	2.75	2.16	0.92	1.81	2.43	1.12	0.58	0.96	1.23
90	2.57	2.05	0.87	1.67	2.32	1.08	0.51	0.89	1.19
91	2.39	1.93	0.81	1.54	2.21	1.03	0.44	0.81	1.14
92	2.21	1.80	0.75	1.40	2.09	0.97	0.38	0.74	1.10
93	2.03	1.66	0.68	1.26	1.96	0.91	0.32	0.66	1.05
94	1.84	1.50	0.60	1.12	1.81	0.83	0.26	0.58	1.00
95	1.64	1.32	0.51	0.96	1.64	0.74	0.21	0.50	0.94
96	1.43	1.11	0.41	0.80	1.44	0.64	0.15	0.41	0.88
97	1.18	0.87	0.29	0.61	1.21	0.51	0.10	0.32	0.79
98	0.90	0.59	0.17	0.41	0.92	0.35	0.05	0.22	0.66
99	0.54	0.28	0.06	0.19	0.55	0.17	0.01	0.10	0.44

Transition matrices giving estimates of healthy life expectancy for self-reported health (SAH) for men																
I.State E.State	Very Good				Good				Fair				Bad/Very Bad			
	VG	G	F	B/VB	VG	G	F	B/VB	VG	G	F	B/VB	VG	G	F	B/VB
Age																
0	0.837	0.150	0.013	0.001	0.567	0.393	0.038	0.002	0.280	0.397	0.303	0.019	0.272	0.279	0.362	0.086
1	0.834	0.152	0.013	0.001	0.562	0.397	0.039	0.002	0.276	0.397	0.307	0.020	0.264	0.277	0.368	0.090
2	0.831	0.155	0.013	0.001	0.556	0.401	0.040	0.002	0.271	0.396	0.312	0.021	0.256	0.275	0.374	0.094
3	0.828	0.157	0.014	0.001	0.551	0.405	0.041	0.002	0.266	0.396	0.316	0.021	0.248	0.273	0.379	0.098
4	0.825	0.160	0.014	0.001	0.545	0.410	0.043	0.002	0.262	0.395	0.320	0.022	0.240	0.271	0.385	0.102
5	0.822	0.163	0.015	0.001	0.540	0.414	0.044	0.002	0.257	0.395	0.325	0.023	0.232	0.269	0.390	0.106
6	0.819	0.165	0.015	0.001	0.534	0.418	0.045	0.002	0.253	0.394	0.329	0.023	0.225	0.266	0.395	0.111
7	0.815	0.168	0.015	0.001	0.529	0.422	0.046	0.002	0.248	0.393	0.334	0.024	0.217	0.264	0.401	0.116
8	0.812	0.171	0.016	0.001	0.523	0.426	0.048	0.002	0.244	0.392	0.338	0.025	0.210	0.261	0.405	0.121
9	0.809	0.173	0.016	0.001	0.518	0.430	0.049	0.003	0.239	0.391	0.342	0.026	0.203	0.258	0.410	0.125
10	0.806	0.176	0.017	0.001	0.512	0.435	0.050	0.003	0.235	0.390	0.347	0.027	0.196	0.255	0.415	0.131
11	0.802	0.179	0.017	0.001	0.506	0.439	0.052	0.003	0.231	0.389	0.351	0.027	0.189	0.252	0.419	0.136
12	0.799	0.182	0.018	0.001	0.501	0.443	0.053	0.003	0.227	0.388	0.356	0.028	0.182	0.249	0.423	0.141
13	0.796	0.185	0.018	0.001	0.495	0.447	0.055	0.003	0.222	0.387	0.360	0.029	0.176	0.246	0.428	0.147
14	0.792	0.187	0.019	0.001	0.490	0.451	0.056	0.003	0.218	0.386	0.364	0.030	0.170	0.243	0.431	0.152
15	0.789	0.190	0.019	0.002	0.484	0.454	0.058	0.003	0.214	0.385	0.369	0.031	0.163	0.239	0.435	0.158
16	0.785	0.193	0.020	0.002	0.478	0.458	0.059	0.003	0.210	0.383	0.373	0.032	0.157	0.236	0.438	0.164
17	0.782	0.196	0.020	0.002	0.473	0.462	0.061	0.003	0.206	0.382	0.378	0.033	0.151	0.232	0.442	0.170
18	0.778	0.199	0.021	0.002	0.467	0.466	0.062	0.004	0.202	0.380	0.382	0.034	0.145	0.228	0.445	0.176
19	0.775	0.202	0.022	0.002	0.462	0.470	0.064	0.004	0.198	0.379	0.386	0.035	0.140	0.224	0.447	0.182
20	0.771	0.205	0.022	0.002	0.456	0.473	0.066	0.004	0.194	0.377	0.391	0.036	0.134	0.221	0.450	0.189
21	0.767	0.208	0.023	0.002	0.451	0.477	0.067	0.004	0.191	0.375	0.395	0.037	0.129	0.217	0.452	0.195
22	0.764	0.211	0.023	0.002	0.445	0.481	0.069	0.004	0.187	0.374	0.399	0.038	0.124	0.213	0.454	0.202
23	0.760	0.214	0.024	0.002	0.440	0.484	0.071	0.004	0.183	0.372	0.404	0.039	0.119	0.209	0.456	0.208
24	0.756	0.217	0.025	0.002	0.434	0.488	0.073	0.005	0.179	0.370	0.408	0.041	0.114	0.205	0.458	0.215
25	0.752	0.220	0.025	0.002	0.429	0.491	0.075	0.005	0.176	0.368	0.412	0.042	0.109	0.200	0.459	0.222
26	0.749	0.223	0.026	0.002	0.423	0.494	0.077	0.005	0.172	0.366	0.416	0.043	0.105	0.196	0.460	0.229
27	0.745	0.226	0.027	0.002	0.418	0.498	0.078	0.005	0.169	0.364	0.421	0.044	0.100	0.192	0.461	0.236
28	0.741	0.229	0.027	0.003	0.412	0.501	0.080	0.005	0.165	0.362	0.425	0.046	0.096	0.188	0.461	0.244
29	0.737	0.232	0.028	0.003	0.407	0.504	0.082	0.006	0.162	0.360	0.429	0.047	0.092	0.184	0.462	0.251
30	0.733	0.235	0.029	0.003	0.401	0.507	0.084	0.006	0.158	0.358	0.433	0.048	0.088	0.179	0.462	0.258
31	0.729	0.238	0.030	0.003	0.396	0.510	0.086	0.006	0.155	0.356	0.437	0.050	0.084	0.175	0.462	0.266
32	0.725	0.241	0.030	0.003	0.391	0.513	0.088	0.006	0.152	0.353	0.441	0.051	0.080	0.171	0.461	0.273
33	0.721	0.244	0.031	0.003	0.385	0.516	0.091	0.006	0.148	0.351	0.445	0.052	0.076	0.167	0.460	0.281
34	0.717	0.247	0.032	0.003	0.380	0.519	0.093	0.007	0.145	0.349	0.449	0.054	0.073	0.162	0.459	0.289
35	0.713	0.250	0.033	0.003	0.374	0.522	0.095	0.007	0.142	0.346	0.453	0.055	0.069	0.158	0.458	0.297
36	0.709	0.254	0.034	0.003	0.369	0.525	0.097	0.007	0.139	0.344	0.457	0.057	0.066	0.154	0.457	0.304
37	0.705	0.257	0.035	0.003	0.364	0.527	0.099	0.007	0.136	0.341	0.461	0.058	0.063	0.150	0.455	0.312
38	0.701	0.260	0.035	0.004	0.359	0.530	0.102	0.008	0.133	0.339	0.465	0.060	0.060	0.146	0.453	0.320
39	0.696	0.263	0.036	0.004	0.353	0.533	0.104	0.008	0.130	0.336	0.469	0.062	0.057	0.142	0.451	0.328
40	0.692	0.266	0.037	0.004	0.348	0.535	0.106	0.008	0.127	0.333	0.472	0.063	0.054	0.137	0.449	0.336
41	0.688	0.269	0.038	0.004	0.343	0.537	0.109	0.009	0.124	0.331	0.476	0.065	0.051	0.133	0.446	0.344
42	0.684	0.273	0.039	0.004	0.338	0.540	0.111	0.009	0.121	0.328	0.480	0.067	0.049	0.129	0.443	0.352
43	0.679	0.276	0.040	0.004	0.333	0.542	0.114	0.009	0.118	0.325	0.483	0.068	0.046	0.125	0.440	0.360
44	0.675	0.279	0.041	0.004	0.328	0.544	0.116	0.009	0.115	0.323	0.487	0.070	0.044	0.122	0.437	0.368
45	0.671	0.282	0.042	0.005	0.323	0.546	0.119	0.010	0.113	0.320	0.490	0.072	0.042	0.118	0.433	0.376
46	0.666	0.285	0.043	0.005	0.318	0.548	0.121	0.010	0.110	0.317	0.494	0.074	0.040	0.114	0.429	0.384
47	0.662	0.288	0.044	0.005	0.313	0.550	0.124	0.010	0.107	0.314	0.497	0.075	0.037	0.110	0.425	0.391
48	0.658	0.291	0.045	0.005	0.308	0.552	0.126	0.011	0.105	0.311	0.501	0.077	0.035	0.106	0.421	0.399
49	0.653	0.295	0.046	0.005	0.303	0.554	0.129	0.011	0.102	0.308	0.504	0.079	0.034	0.103	0.417	0.407
50	0.649	0.298	0.047	0.005	0.298	0.556	0.132	0.012	0.100	0.305	0.507	0.081	0.032	0.099	0.412	0.415
51	0.644	0.301	0.048	0.006	0.293	0.557	0.134	0.012	0.097	0.302	0.510	0.083	0.030	0.096	0.408	0.422
52	0.640	0.304	0.049	0.006	0.288	0.559	0.137	0.012	0.095	0.299	0.513	0.085	0.028	0.092	0.403	0.430
53	0.635	0.307	0.051	0.006	0.284	0.560	0.140	0.013	0.093	0.296	0.516	0.087	0.027	0.089	0.398	0.437
54	0.631	0.310	0.052	0.006	0.279	0.561	0.143	0.013	0.090	0.293	0.519	0.089	0.025	0.086	0.393	0.445
55	0.626	0.313	0.053	0.006	0.274	0.563	0.145	0.014	0.088	0.290	0.522	0.092	0.024	0.082	0.387	0.452
56	0.622	0.317	0.054	0.006	0.270	0.564	0.148	0.014	0.086	0.287	0.525	0.094	0.022	0.079	0.382	0.459
57	0.617	0.320	0.055	0.007	0.265	0.565	0.151	0.015	0.084	0.284	0.528	0.096	0.021	0.076	0.376	0.466
58	0.613	0.323	0.057	0.007	0.260	0.566	0.154	0.015	0.082	0.281	0.531	0.098	0.020	0.073	0.371	0.473
59	0.608	0.326	0.058	0.007	0.256	0.567	0.157	0.016	0.080	0.278	0.533	0.100	0.019	0.070	0.365	0.480
60	0.603	0.329	0.059	0.007	0.251	0.568	0.160	0.016	0.078	0.274	0.536	0.103	0.018	0.067	0.359	0.486
61	0.599	0.332	0.060	0.008	0.247	0.568	0.163	0.017	0.076	0.271	0.538	0.105	0.017	0.065	0.353	0.493
62	0.594	0.335	0.062	0.008	0.243	0.569	0.166	0.017	0.074	0.268	0.541	0.107	0.016	0.062	0.347	0.499
63	0.589	0.338	0.063	0.008	0.238	0.570	0.169	0.018	0.072	0.265	0.543	0.110	0.015	0.059	0.341	0.505
64	0.585	0.341	0.065	0.008	0.234	0.570	0.172	0.018	0.070	0.262	0.545	0.112	0.014	0.057	0.334	0.511
65	0.538	0.354	0.090	0.007	0.266	0.545	0.168	0.011	0.077	0.308	0.513	0.073	0.010	0.069	0.358	0.413
66	0.527	0.361	0.095	0.007	0.257	0.547	0.175	0.012	0.073	0.302	0.518	0.076	0.009	0.066	0.353	0.417
67	0.515	0.366	0.099	0.007	0.247	0.548	0.182	0.013	0.070	0.296	0.523	0.079	0.008	0.063	0.347	0.420
68	0.504	0.372	0.103	0.008	0.238	0.548	0.188	0.014	0.067	0.290	0.527	0.082	0.008	0.061	0.341	0.423
69	0.492	0.378	0.108	0.008	0.228	0.549	0.195	0.015	0.064	0.285	0.531	0.085	0.007	0.058	0.335	0.426
70	0.480															

Transition matrices giving estimates of healthy life expectancy for self-reported health (SAH) for women																
I.State E.State	Very Good				Good				Fair				Bad/Very Bad			
	VG	G	F	B/VB	VG	G	F	B/VB	VG	G	F	B/VB	VG	G	F	B/VB
Age																
0	0.835	0.151	0.013	0.001	0.573	0.388	0.037	0.002	0.262	0.395	0.320	0.022	0.282	0.280	0.355	0.081
1	0.832	0.154	0.013	0.001	0.568	0.392	0.038	0.002	0.257	0.395	0.325	0.023	0.273	0.279	0.361	0.085
2	0.829	0.156	0.014	0.001	0.562	0.397	0.039	0.002	0.253	0.394	0.329	0.023	0.265	0.277	0.367	0.089
3	0.826	0.159	0.014	0.001	0.557	0.401	0.040	0.002	0.248	0.393	0.334	0.024	0.257	0.275	0.373	0.093
4	0.823	0.162	0.014	0.001	0.551	0.405	0.041	0.002	0.244	0.392	0.338	0.025	0.249	0.273	0.379	0.097
5	0.820	0.164	0.015	0.001	0.546	0.409	0.042	0.002	0.239	0.391	0.342	0.026	0.241	0.271	0.384	0.101
6	0.816	0.167	0.015	0.001	0.540	0.414	0.044	0.002	0.235	0.390	0.347	0.027	0.233	0.269	0.390	0.106
7	0.813	0.170	0.016	0.001	0.535	0.418	0.045	0.002	0.231	0.389	0.351	0.027	0.226	0.267	0.395	0.110
8	0.810	0.172	0.016	0.001	0.529	0.422	0.046	0.002	0.227	0.388	0.356	0.028	0.218	0.264	0.400	0.115
9	0.807	0.175	0.017	0.001	0.524	0.426	0.048	0.002	0.222	0.387	0.360	0.029	0.211	0.262	0.405	0.120
10	0.803	0.178	0.017	0.001	0.518	0.430	0.049	0.002	0.218	0.386	0.364	0.030	0.204	0.259	0.410	0.125
11	0.800	0.181	0.018	0.001	0.512	0.434	0.050	0.003	0.214	0.385	0.369	0.031	0.197	0.256	0.414	0.130
12	0.797	0.184	0.018	0.001	0.507	0.438	0.052	0.003	0.210	0.383	0.373	0.032	0.190	0.253	0.419	0.135
13	0.793	0.186	0.019	0.001	0.501	0.442	0.053	0.003	0.206	0.382	0.378	0.033	0.183	0.250	0.423	0.140
14	0.790	0.189	0.019	0.002	0.496	0.446	0.055	0.003	0.202	0.380	0.382	0.034	0.177	0.246	0.427	0.146
15	0.786	0.192	0.020	0.002	0.490	0.450	0.056	0.003	0.198	0.379	0.386	0.035	0.170	0.243	0.431	0.152
16	0.783	0.195	0.020	0.002	0.484	0.454	0.058	0.003	0.194	0.377	0.391	0.036	0.164	0.240	0.435	0.157
17	0.779	0.198	0.021	0.002	0.479	0.458	0.059	0.003	0.191	0.375	0.395	0.037	0.158	0.236	0.438	0.163
18	0.776	0.201	0.021	0.002	0.473	0.462	0.061	0.003	0.187	0.374	0.399	0.038	0.152	0.232	0.441	0.169
19	0.772	0.204	0.022	0.002	0.468	0.466	0.062	0.004	0.183	0.372	0.404	0.039	0.146	0.229	0.444	0.175
20	0.769	0.207	0.023	0.002	0.462	0.469	0.064	0.004	0.179	0.370	0.408	0.041	0.141	0.225	0.447	0.181
21	0.765	0.210	0.023	0.002	0.457	0.473	0.066	0.004	0.176	0.368	0.412	0.042	0.135	0.221	0.450	0.188
22	0.761	0.213	0.024	0.002	0.451	0.477	0.067	0.004	0.172	0.366	0.416	0.043	0.130	0.217	0.452	0.194
23	0.757	0.216	0.024	0.002	0.446	0.480	0.069	0.004	0.169	0.364	0.421	0.044	0.124	0.213	0.454	0.201
24	0.754	0.219	0.025	0.002	0.440	0.484	0.071	0.004	0.165	0.362	0.425	0.046	0.119	0.209	0.456	0.208
25	0.750	0.222	0.026	0.002	0.434	0.487	0.073	0.005	0.162	0.360	0.429	0.047	0.114	0.205	0.457	0.214
26	0.746	0.225	0.027	0.002	0.429	0.491	0.075	0.005	0.158	0.358	0.433	0.048	0.110	0.201	0.459	0.221
27	0.742	0.228	0.027	0.002	0.423	0.494	0.076	0.005	0.155	0.356	0.437	0.050	0.105	0.197	0.460	0.228
28	0.738	0.231	0.028	0.003	0.418	0.497	0.078	0.005	0.152	0.353	0.441	0.051	0.101	0.193	0.461	0.236
29	0.734	0.234	0.029	0.003	0.413	0.501	0.080	0.005	0.148	0.351	0.445	0.052	0.096	0.188	0.461	0.243
30	0.730	0.237	0.029	0.003	0.407	0.504	0.082	0.005	0.145	0.349	0.449	0.054	0.092	0.184	0.462	0.250
31	0.726	0.240	0.030	0.003	0.402	0.507	0.084	0.006	0.142	0.346	0.453	0.055	0.088	0.180	0.462	0.257
32	0.722	0.243	0.031	0.003	0.396	0.510	0.086	0.006	0.139	0.344	0.457	0.057	0.084	0.176	0.462	0.265
33	0.718	0.246	0.032	0.003	0.391	0.513	0.088	0.006	0.136	0.341	0.461	0.058	0.080	0.171	0.461	0.273
34	0.714	0.249	0.033	0.003	0.386	0.516	0.090	0.006	0.133	0.339	0.465	0.060	0.077	0.167	0.461	0.280
35	0.710	0.253	0.033	0.003	0.380	0.519	0.093	0.007	0.130	0.336	0.469	0.062	0.073	0.163	0.460	0.288
36	0.706	0.256	0.034	0.003	0.375	0.522	0.095	0.007	0.127	0.333	0.472	0.063	0.070	0.159	0.458	0.296
37	0.702	0.259	0.035	0.004	0.370	0.525	0.097	0.007	0.124	0.331	0.476	0.065	0.066	0.155	0.457	0.303
38	0.698	0.262	0.036	0.004	0.364	0.527	0.099	0.007	0.121	0.328	0.480	0.067	0.063	0.150	0.455	0.311
39	0.694	0.265	0.037	0.004	0.359	0.530	0.101	0.008	0.118	0.325	0.483	0.068	0.060	0.146	0.453	0.319
40	0.689	0.268	0.038	0.004	0.354	0.532	0.104	0.008	0.115	0.323	0.487	0.070	0.057	0.142	0.451	0.327
41	0.685	0.271	0.039	0.004	0.349	0.535	0.106	0.008	0.113	0.320	0.490	0.072	0.054	0.138	0.449	0.335
42	0.681	0.275	0.040	0.004	0.343	0.537	0.109	0.008	0.110	0.317	0.494	0.074	0.052	0.134	0.446	0.343
43	0.677	0.278	0.041	0.004	0.338	0.540	0.111	0.009	0.107	0.314	0.497	0.075	0.049	0.130	0.443	0.351
44	0.672	0.281	0.042	0.004	0.333	0.542	0.113	0.009	0.105	0.311	0.501	0.077	0.047	0.126	0.440	0.359
45	0.668	0.284	0.043	0.005	0.328	0.544	0.116	0.009	0.102	0.308	0.504	0.079	0.044	0.122	0.437	0.367
46	0.663	0.287	0.044	0.005	0.323	0.546	0.118	0.010	0.100	0.305	0.507	0.081	0.042	0.118	0.434	0.375
47	0.659	0.290	0.045	0.005	0.318	0.548	0.121	0.010	0.097	0.302	0.510	0.083	0.040	0.114	0.430	0.383
48	0.655	0.294	0.046	0.005	0.313	0.550	0.123	0.010	0.095	0.299	0.513	0.085	0.038	0.111	0.426	0.390
49	0.650	0.297	0.047	0.005	0.308	0.552	0.126	0.011	0.093	0.296	0.516	0.087	0.036	0.107	0.422	0.398
50	0.646	0.300	0.048	0.005	0.303	0.554	0.129	0.011	0.090	0.293	0.519	0.089	0.034	0.103	0.418	0.406
51	0.641	0.303	0.049	0.006	0.298	0.555	0.131	0.012	0.088	0.290	0.522	0.092	0.032	0.100	0.413	0.414
52	0.637	0.306	0.050	0.006	0.294	0.557	0.134	0.012	0.086	0.287	0.525	0.094	0.030	0.096	0.408	0.421
53	0.632	0.309	0.051	0.006	0.289	0.559	0.137	0.012	0.084	0.284	0.528	0.096	0.029	0.093	0.404	0.429
54	0.628	0.312	0.053	0.006	0.284	0.560	0.140	0.013	0.082	0.281	0.531	0.098	0.027	0.089	0.399	0.436
55	0.623	0.315	0.054	0.006	0.279	0.561	0.142	0.013	0.080	0.278	0.533	0.100	0.025	0.086	0.393	0.444
56	0.619	0.319	0.055	0.007	0.275	0.563	0.145	0.014	0.078	0.274	0.536	0.103	0.024	0.083	0.388	0.451
57	0.614	0.322	0.056	0.007	0.270	0.564	0.148	0.014	0.076	0.271	0.538	0.105	0.023	0.080	0.383	0.458
58	0.609	0.325	0.057	0.007	0.265	0.565	0.151	0.015	0.074	0.268	0.541	0.107	0.021	0.077	0.377	0.465
59	0.605	0.328	0.059	0.007	0.261	0.566	0.154	0.015	0.072	0.265	0.543	0.110	0.020	0.074	0.371	0.472
60	0.600	0.331	0.060	0.008	0.256	0.567	0.157	0.016	0.070	0.262	0.545	0.112	0.019	0.071	0.366	0.479
61	0.596	0.334	0.061	0.008	0.252	0.568	0.160	0.016	0.068	0.259	0.548	0.115	0.018	0.068	0.360	0.486
62	0.591	0.337	0.063	0.008	0.247	0.568	0.163	0.017	0.066	0.255	0.550	0.117	0.017	0.065	0.354	0.492
63	0.586	0.340	0.064	0.008	0.243	0.569	0.166	0.017	0.064	0.252	0.552	0.120	0.016	0.062	0.347	0.498
64	0.582	0.343	0.065	0.008	0.239	0.570	0.169	0.018	0.063	0.249	0.554	0.122	0.015	0.060	0.341	0.505
65	0.499	0.374	0.105	0.008	0.287	0.541	0.154	0.010	0.081	0.315	0.507	0.070	0.004	0.036	0.272	0.447
66	0.488	0.380	0.110	0.009	0.277	0.543	0.161	0.010	0.078	0.310	0.512	0.073	0.003	0.035	0.265	0.448
67	0.476	0.385	0.114	0.009	0.267	0.545	0.167	0.011	0.074	0.304	0.516	0.075	0.003	0.033	0.259	0.449
68	0.465	0.390	0.119	0.010	0.258	0.546	0.174	0.012	0.071	0.298	0.521	0.078	0.003	0.032	0.253	0.449
69	0.453	0.395	0.124	0.010	0.248	0.548	0.181	0.013	0.068	0.292	0.526	0.081	0.003	0.030	0.247	0.449
70	0.442															

Transition matrices giving estimates of healthy life expectancy for hampering health (HH) condition for men									
I.State	None/Slight			Some			Severe		
E.State	N/S	Some	Severe	N/S	Some	Severe	N/S	Some	Severe
Age									
0	0.985	0.013	0.001	0.487	0.459	0.050	0.335	0.361	0.298
1	0.985	0.014	0.001	0.484	0.461	0.050	0.329	0.362	0.303
2	0.984	0.014	0.001	0.481	0.463	0.051	0.324	0.362	0.308
3	0.984	0.015	0.001	0.478	0.465	0.052	0.318	0.362	0.313
4	0.983	0.015	0.002	0.476	0.467	0.053	0.313	0.362	0.318
5	0.983	0.016	0.002	0.473	0.469	0.053	0.308	0.361	0.323
6	0.982	0.016	0.002	0.470	0.471	0.054	0.303	0.361	0.328
7	0.982	0.017	0.002	0.467	0.473	0.055	0.297	0.361	0.333
8	0.981	0.017	0.002	0.465	0.475	0.055	0.292	0.361	0.338
9	0.980	0.018	0.002	0.462	0.477	0.056	0.287	0.360	0.344
10	0.980	0.018	0.002	0.459	0.479	0.057	0.282	0.360	0.349
11	0.979	0.019	0.002	0.456	0.480	0.058	0.277	0.359	0.354
12	0.978	0.019	0.002	0.453	0.482	0.058	0.272	0.359	0.359
13	0.978	0.020	0.002	0.451	0.484	0.059	0.267	0.358	0.364
14	0.977	0.020	0.002	0.448	0.486	0.060	0.262	0.357	0.370
15	0.976	0.021	0.002	0.445	0.488	0.061	0.257	0.356	0.375
16	0.976	0.022	0.002	0.442	0.490	0.062	0.252	0.355	0.380
17	0.975	0.022	0.003	0.440	0.492	0.062	0.248	0.354	0.386
18	0.974	0.023	0.003	0.437	0.493	0.063	0.243	0.353	0.391
19	0.973	0.024	0.003	0.434	0.495	0.064	0.238	0.352	0.396
20	0.972	0.024	0.003	0.431	0.497	0.065	0.234	0.351	0.402
21	0.972	0.025	0.003	0.429	0.499	0.066	0.229	0.349	0.407
22	0.971	0.026	0.003	0.426	0.501	0.066	0.225	0.348	0.412
23	0.970	0.027	0.003	0.423	0.502	0.067	0.220	0.347	0.417
24	0.969	0.027	0.003	0.420	0.504	0.068	0.216	0.345	0.423
25	0.968	0.028	0.004	0.418	0.506	0.069	0.211	0.344	0.428
26	0.967	0.029	0.004	0.415	0.508	0.070	0.207	0.342	0.433
27	0.966	0.030	0.004	0.412	0.509	0.071	0.203	0.340	0.439
28	0.965	0.030	0.004	0.409	0.511	0.072	0.198	0.339	0.444
29	0.964	0.031	0.004	0.407	0.513	0.073	0.194	0.337	0.449
30	0.963	0.032	0.004	0.404	0.514	0.073	0.190	0.335	0.454
31	0.962	0.033	0.004	0.401	0.516	0.074	0.186	0.333	0.460
32	0.961	0.034	0.005	0.399	0.518	0.075	0.182	0.331	0.465
33	0.960	0.035	0.005	0.396	0.519	0.076	0.178	0.329	0.470
34	0.959	0.036	0.005	0.393	0.521	0.077	0.174	0.327	0.475
35	0.958	0.037	0.005	0.391	0.522	0.078	0.171	0.325	0.480
36	0.956	0.038	0.005	0.388	0.524	0.079	0.167	0.322	0.485
37	0.955	0.039	0.005	0.385	0.526	0.080	0.163	0.320	0.490
38	0.954	0.040	0.006	0.382	0.527	0.081	0.159	0.318	0.495
39	0.953	0.041	0.006	0.380	0.529	0.082	0.156	0.316	0.501
40	0.951	0.042	0.006	0.377	0.530	0.083	0.152	0.313	0.505
41	0.950	0.043	0.006	0.374	0.532	0.084	0.149	0.311	0.510
42	0.949	0.044	0.007	0.372	0.533	0.085	0.145	0.308	0.515
43	0.947	0.045	0.007	0.369	0.535	0.086	0.142	0.306	0.520
44	0.946	0.046	0.007	0.367	0.536	0.087	0.139	0.303	0.525
45	0.944	0.047	0.007	0.364	0.537	0.088	0.135	0.300	0.530
46	0.943	0.049	0.007	0.361	0.539	0.089	0.132	0.298	0.535
47	0.941	0.050	0.008	0.359	0.540	0.090	0.129	0.295	0.539
48	0.940	0.051	0.008	0.356	0.542	0.091	0.126	0.292	0.544
49	0.938	0.052	0.008	0.353	0.543	0.092	0.123	0.290	0.548
50	0.937	0.054	0.009	0.351	0.544	0.093	0.120	0.287	0.553
51	0.935	0.055	0.009	0.348	0.546	0.094	0.117	0.284	0.557
52	0.933	0.056	0.009	0.346	0.547	0.095	0.114	0.281	0.562
53	0.932	0.057	0.009	0.343	0.548	0.096	0.111	0.278	0.566
54	0.930	0.059	0.010	0.341	0.549	0.097	0.108	0.275	0.571
55	0.928	0.060	0.010	0.338	0.551	0.098	0.105	0.272	0.575
56	0.926	0.062	0.010	0.335	0.552	0.099	0.103	0.269	0.579
57	0.925	0.063	0.011	0.333	0.553	0.101	0.100	0.266	0.583
58	0.923	0.064	0.011	0.330	0.554	0.102	0.097	0.263	0.587
59	0.921	0.066	0.012	0.328	0.555	0.103	0.095	0.260	0.591
60	0.919	0.067	0.012	0.325	0.557	0.104	0.092	0.257	0.595
61	0.917	0.069	0.012	0.323	0.558	0.105	0.090	0.254	0.599
62	0.915	0.070	0.013	0.320	0.559	0.106	0.087	0.251	0.603
63	0.913	0.072	0.013	0.318	0.560	0.107	0.085	0.248	0.606
64	0.911	0.074	0.014	0.315	0.561	0.108	0.083	0.245	0.610
65	0.872	0.103	0.012	0.350	0.520	0.097	0.111	0.307	0.453
66	0.866	0.107	0.013	0.345	0.522	0.099	0.107	0.302	0.457
67	0.859	0.112	0.014	0.341	0.523	0.101	0.103	0.297	0.461
68	0.852	0.117	0.015	0.337	0.525	0.102	0.098	0.292	0.465
69	0.845	0.122	0.016	0.332	0.527	0.104	0.094	0.287	0.468
70	0.838	0.127	0.017	0.328	0.529	0.106	0.090	0.282	0.472
71	0.831	0.132	0.018	0.323	0.530	0.108	0.086	0.276	0.475
72	0.823	0.137	0.019	0.319	0.532	0.109	0.083	0.271	0.478
73	0.815	0.142	0.020	0.315	0.533	0.111	0.079	0.266	0.481
74	0.807	0.147	0.021	0.311	0.535	0.113	0.076	0.261	0.483
75	0.799	0.153	0.022	0.306	0.536	0.115	0.072	0.255	0.486
76	0.790	0.158	0.023	0.302	0.537	0.116	0.069	0.250	0.488
77	0.781	0.164	0.025	0.298	0.538	0.118	0.066	0.244	0.490
78	0.772	0.169	0.026	0.294	0.540	0.120	0.063	0.239	0.491
79	0.763	0.175	0.027	0.290	0.541	0.122	0.060	0.234	0.493
80	0.754	0.181	0.029	0.286	0.542	0.124	0.057	0.228	0.494
81	0.744	0.186	0.030	0.282	0.543	0.126	0.054	0.223	0.495
82	0.735	0.192	0.032	0.278	0.544	0.127	0.052	0.217	0.495
83	0.725	0.197	0.033	0.274	0.544	0.129	0.049	0.212	0.496
84	0.715	0.203	0.035	0.270	0.545	0.131	0.047	0.207	0.496
85	0.704	0.209	0.036	0.266	0.546	0.133	0.045	0.201	0.496
86	0.694	0.214	0.038	0.262	0.547	0.135	0.042	0.196	0.495
87	0.683	0.220	0.040	0.258	0.547	0.137	0.040	0.191	0.495
88	0.673	0.225	0.041	0.254	0.548	0.139	0.038	0.186	0.494
89	0.662	0.231	0.043	0.250	0.548	0.141	0.036	0.180	0.493
90	0.651	0.236	0.045	0.246	0.549	0.143	0.034	0.175	0.492
91	0.639	0.242	0.047	0.243	0.549	0.145	0.033	0.170	0.490
92	0.628	0.247	0.049	0.239	0.549	0.147	0.031	0.165	0.488
93	0.617	0.252	0.050	0.235	0.550	0.149	0.029	0.160	0.486
94	0.605	0.257	0.052	0.231	0.550	0.150	0.028	0.156	0.484
95	0.594	0.262	0.054	0.228	0.550	0.152	0.026	0.151	0.482
96	0.582	0.266	0.056	0.224	0.550	0.154	0.025	0.146	0.479
97	0.570	0.271	0.058	0.221	0.550	0.156	0.023	0.141	0.476
98	0.558	0.276	0.060	0.217	0.550	0.158	0.022	0.137	0.473
99	0.547	0.280	0.062	0.214	0.549	0.160	0.021	0.132	0.470

Transition matrices giving estimates of healthy life expectancy for hampering health (HH) condition for women									
I.State	None/Slight			Some			Severe		
E.State	N/S	Some	Severe	N/S	Some	Severe	N/S	Some	Severe
Age									
0	0.987	0.012	0.001	0.440	0.491	0.062	0.264	0.357	0.367
1	0.986	0.012	0.001	0.438	0.493	0.063	0.259	0.357	0.373
2	0.986	0.013	0.001	0.435	0.495	0.064	0.255	0.356	0.378
3	0.986	0.013	0.001	0.432	0.497	0.065	0.250	0.355	0.383
4	0.985	0.014	0.001	0.429	0.498	0.065	0.245	0.354	0.388
5	0.985	0.014	0.001	0.427	0.500	0.066	0.240	0.352	0.394
6	0.984	0.014	0.001	0.424	0.502	0.067	0.236	0.351	0.399
7	0.983	0.015	0.002	0.421	0.504	0.068	0.231	0.350	0.404
8	0.983	0.015	0.002	0.418	0.505	0.069	0.227	0.349	0.410
9	0.982	0.016	0.002	0.416	0.507	0.070	0.222	0.347	0.415
10	0.982	0.016	0.002	0.413	0.509	0.071	0.218	0.346	0.420
11	0.981	0.017	0.002	0.410	0.511	0.071	0.213	0.344	0.426
12	0.981	0.017	0.002	0.407	0.512	0.072	0.209	0.343	0.431
13	0.980	0.018	0.002	0.405	0.514	0.073	0.205	0.341	0.436
14	0.979	0.018	0.002	0.402	0.516	0.074	0.200	0.339	0.441
15	0.979	0.019	0.002	0.399	0.517	0.075	0.196	0.338	0.447
16	0.978	0.020	0.002	0.397	0.519	0.076	0.192	0.336	0.452
17	0.977	0.020	0.002	0.394	0.520	0.077	0.188	0.334	0.457
18	0.977	0.021	0.002	0.391	0.522	0.078	0.184	0.332	0.462
19	0.976	0.021	0.002	0.389	0.524	0.079	0.180	0.330	0.468
20	0.975	0.022	0.003	0.386	0.525	0.080	0.176	0.328	0.473
21	0.974	0.023	0.003	0.383	0.527	0.081	0.172	0.326	0.478
22	0.974	0.023	0.003	0.381	0.528	0.082	0.169	0.323	0.483
23	0.973	0.024	0.003	0.378	0.530	0.083	0.165	0.321	0.488
24	0.972	0.025	0.003	0.375	0.531	0.083	0.161	0.319	0.493
25	0.971	0.025	0.003	0.373	0.533	0.084	0.157	0.317	0.498
26	0.970	0.026	0.003	0.370	0.534	0.085	0.154	0.314	0.503
27	0.969	0.027	0.003	0.367	0.536	0.086	0.150	0.312	0.508
28	0.968	0.028	0.003	0.365	0.537	0.087	0.147	0.309	0.513
29	0.968	0.028	0.004	0.362	0.538	0.089	0.143	0.307	0.518
30	0.967	0.029	0.004	0.359	0.540	0.090	0.140	0.304	0.523
31	0.966	0.030	0.004	0.357	0.541	0.091	0.137	0.302	0.528
32	0.965	0.031	0.004	0.354	0.543	0.092	0.133	0.299	0.532
33	0.964	0.032	0.004	0.352	0.544	0.093	0.130	0.296	0.537
34	0.963	0.033	0.004	0.349	0.545	0.094	0.127	0.294	0.542
35	0.961	0.034	0.004	0.346	0.546	0.095	0.124	0.291	0.546
36	0.960	0.034	0.005	0.344	0.548	0.096	0.121	0.288	0.551
37	0.959	0.035	0.005	0.341	0.549	0.097	0.118	0.285	0.555
38	0.958	0.036	0.005	0.339	0.550	0.098	0.115	0.282	0.560
39	0.957	0.037	0.005	0.336	0.551	0.099	0.112	0.279	0.564
40	0.956	0.038	0.005	0.334	0.553	0.100	0.109	0.277	0.569
41	0.954	0.039	0.006	0.331	0.554	0.101	0.107	0.274	0.573
42	0.953	0.040	0.006	0.329	0.555	0.102	0.104	0.271	0.577
43	0.952	0.041	0.006	0.326	0.556	0.104	0.101	0.268	0.581
44	0.951	0.042	0.006	0.323	0.557	0.105	0.099	0.265	0.585
45	0.949	0.044	0.006	0.321	0.558	0.106	0.096	0.262	0.589
46	0.948	0.045	0.007	0.318	0.560	0.107	0.093	0.259	0.593
47	0.947	0.046	0.007	0.316	0.561	0.108	0.091	0.255	0.597
48	0.945	0.047	0.007	0.313	0.562	0.109	0.089	0.252	0.601
49	0.944	0.048	0.007	0.311	0.563	0.110	0.086	0.249	0.605
50	0.942	0.049	0.008	0.309	0.564	0.112	0.084	0.246	0.608
51	0.941	0.050	0.008	0.306	0.565	0.113	0.082	0.243	0.612
52	0.939	0.052	0.008	0.304	0.566	0.114	0.079	0.240	0.615
53	0.937	0.053	0.008	0.301	0.567	0.115	0.077	0.237	0.619
54	0.936	0.054	0.009	0.299	0.568	0.116	0.075	0.234	0.622
55	0.934	0.056	0.009	0.296	0.568	0.118	0.073	0.230	0.625
56	0.933	0.057	0.009	0.294	0.569	0.119	0.071	0.227	0.628
57	0.931	0.058	0.010	0.292	0.570	0.120	0.069	0.224	0.631
58	0.929	0.060	0.010	0.289	0.571	0.121	0.067	0.221	0.634
59	0.927	0.061	0.010	0.287	0.572	0.123	0.065	0.218	0.637
60	0.925	0.062	0.011	0.284	0.573	0.124	0.063	0.215	0.640
61	0.924	0.064	0.011	0.282	0.573	0.125	0.061	0.211	0.643
62	0.922	0.065	0.011	0.280	0.574	0.126	0.059	0.208	0.645
63	0.920	0.067	0.012	0.277	0.575	0.128	0.058	0.205	0.648
64	0.918	0.068	0.012	0.275	0.576	0.129	0.056	0.202	0.650
65	0.868	0.106	0.013	0.323	0.530	0.108	0.083	0.271	0.478
66	0.861	0.110	0.014	0.319	0.532	0.109	0.079	0.266	0.481
67	0.855	0.115	0.015	0.315	0.533	0.111	0.076	0.261	0.483
68	0.848	0.120	0.016	0.310	0.535	0.113	0.072	0.255	0.485
69	0.841	0.125	0.016	0.306	0.536	0.115	0.069	0.250	0.488
70	0.833	0.130	0.017	0.302	0.537	0.117	0.066	0.245	0.489
71	0.826	0.135	0.018	0.298	0.539	0.118	0.063	0.239	0.491
72	0.818	0.140	0.020	0.294	0.540	0.120	0.060	0.234	0.492
73	0.810	0.146	0.021	0.289	0.541	0.122	0.057	0.228	0.494
74	0.802	0.151	0.022	0.285	0.542	0.124	0.055	0.223	0.495
75	0.793	0.156	0.023	0.281	0.543	0.126	0.052	0.218	0.495
76	0.784	0.162	0.024	0.277	0.544	0.128	0.049	0.212	0.496
77	0.775	0.167	0.026	0.273	0.545	0.129	0.047	0.207	0.496
78	0.766	0.173	0.027	0.269	0.545	0.131	0.045	0.202	0.496
79	0.757	0.179	0.028	0.265	0.546	0.133	0.043	0.196	0.495
80	0.748	0.184	0.030	0.261	0.547	0.135	0.040	0.191	0.495
81	0.738	0.190	0.031	0.258	0.547	0.137	0.038	0.186	0.494
82	0.728	0.196	0.033	0.254	0.548	0.139	0.036	0.181	0.493
83	0.718	0.201	0.034	0.250	0.548	0.141	0.035	0.176	0.492
84	0.708	0.207	0.036	0.246	0.549	0.143	0.033	0.171	0.490
85	0.697	0.212	0.037	0.242	0.549	0.145	0.031	0.166	0.489
86	0.687	0.218	0.039	0.239	0.549	0.147	0.029	0.161	0.487
87	0.676	0.224	0.041	0.235	0.550	0.149	0.028	0.156	0.484
88	0.665	0.229	0.043	0.231	0.550	0.151	0.026	0.151	0.482
89	0.654	0.234	0.044	0.228	0.550	0.153	0.025	0.146	0.479
90	0.643	0.240	0.046	0.224	0.550	0.155	0.024	0.142	0.476
91	0.632	0.245	0.048	0.220	0.550	0.157	0.022	0.137	0.473
92	0.621	0.250	0.050	0.217	0.550	0.159	0.021	0.132	0.470
93	0.609	0.255	0.052	0.213	0.549	0.161	0.020	0.128	0.466
94	0.598	0.260	0.054	0.210	0.549	0.162	0.019	0.124	0.463
95	0.586	0.265	0.056	0.206	0.549	0.164	0.018	0.119	0.459
96	0.574	0.270	0.058	0.203	0.548	0.166	0.017	0.115	0.455
97	0.562	0.274	0.060	0.200	0.548	0.168	0.016	0.111	0.450
98	0.551	0.278	0.062	0.196	0.547	0.170	0.015	0.107	0.446
99	0.539	0.283	0.064	0.193	0.547	0.172	0.014	0.103	0.441



## A1.7 Italy

Expected time spent in each health state for self-reported health (SAH) for men																
L.State	Very Good				Good				Fair				Bad/Very Bad			
E.State	VG	G	F	B/VB	VG	G	F	B/VB	VG	G	F	B/VB	VG	G	F	B/VB
Age																
0	19.95	32.95	18.49	8.40	19.42	33.45	18.53	8.40	19.11	33.54	18.74	8.41	18.58	33.33	19.05	8.74
1	19.30	32.64	18.47	8.40	18.76	33.14	18.50	8.40	18.44	33.22	18.73	8.41	17.92	32.99	19.03	8.75
2	18.65	32.31	18.44	8.40	18.11	32.81	18.48	8.40	17.79	32.89	18.71	8.40	17.27	32.64	19.01	8.76
3	18.02	31.97	18.41	8.40	17.47	32.48	18.45	8.40	17.16	32.55	18.69	8.40	16.64	32.29	18.99	8.77
4	17.40	31.63	18.38	8.40	16.85	32.14	18.42	8.40	16.53	32.20	18.67	8.40	16.01	31.92	18.97	8.78
5	16.79	31.27	18.34	8.40	16.23	31.79	18.39	8.40	15.92	31.84	18.65	8.40	15.40	31.54	18.94	8.79
6	16.20	30.91	18.31	8.39	15.63	31.43	18.36	8.39	15.32	31.47	18.62	8.40	14.81	31.15	18.91	8.81
7	15.61	30.54	18.27	8.39	15.04	31.06	18.32	8.39	14.73	31.09	18.59	8.40	14.22	30.75	18.88	8.82
8	15.04	30.15	18.23	8.39	14.47	30.67	18.29	8.39	14.15	30.69	18.57	8.40	13.65	30.33	18.85	8.83
9	14.48	29.76	18.19	8.39	13.90	30.28	18.25	8.39	13.59	30.29	18.53	8.40	13.09	29.91	18.81	8.84
10	13.94	29.36	18.14	8.39	13.35	29.88	18.20	8.39	13.04	29.88	18.50	8.40	12.55	29.48	18.77	8.85
11	13.40	28.95	18.09	8.39	12.82	29.47	18.16	8.39	12.51	29.46	18.46	8.40	12.02	29.03	18.73	8.86
12	12.88	28.53	18.04	8.38	12.29	29.05	18.11	8.38	11.99	29.02	18.42	8.40	11.50	28.58	18.68	8.88
13	12.38	28.10	17.98	8.38	11.78	28.62	18.05	8.38	11.48	28.58	18.38	8.40	11.00	28.11	18.63	8.89
14	11.88	27.66	17.92	8.38	11.28	28.18	18.00	8.38	10.98	28.13	18.33	8.40	10.51	27.64	18.57	8.90
15	11.40	27.21	17.86	8.37	10.80	27.73	17.94	8.38	10.50	27.67	18.28	8.39	10.03	27.15	18.51	8.91
16	10.93	26.76	17.79	8.37	10.33	27.27	17.87	8.37	10.03	27.20	18.23	8.39	9.57	26.66	18.45	8.93
17	10.47	26.29	17.72	8.37	9.87	26.81	17.81	8.37	9.58	26.72	18.17	8.39	9.12	26.16	18.38	8.94
18	10.03	25.82	17.64	8.36	9.43	26.33	17.74	8.37	9.14	26.23	18.10	8.39	8.68	25.64	18.31	8.95
19	9.60	25.35	17.56	8.36	9.00	25.85	17.66	8.36	8.71	25.73	18.04	8.39	8.26	25.12	18.23	8.96
20	9.18	24.86	17.47	8.35	8.58	25.36	17.58	8.36	8.29	25.22	17.97	8.38	7.86	24.59	18.14	8.98
21	8.78	24.37	17.38	8.35	8.18	24.86	17.49	8.35	7.89	24.71	17.89	8.38	7.46	24.06	18.05	8.99
22	8.39	23.87	17.29	8.34	7.79	24.36	17.40	8.35	7.51	24.19	17.81	8.38	7.08	23.51	17.95	9.00
23	8.01	23.37	17.19	8.34	7.41	23.84	17.31	8.34	7.13	23.66	17.72	8.37	6.72	22.96	17.85	9.01
24	7.64	22.86	17.08	8.33	7.04	23.33	17.20	8.34	6.77	23.13	17.63	8.37	6.36	22.40	17.74	9.03
25	7.28	22.34	16.97	8.32	6.69	22.80	17.10	8.33	6.42	22.59	17.53	8.36	6.02	21.84	17.62	9.04
26	6.94	21.82	16.85	8.31	6.35	22.28	16.98	8.32	6.09	22.05	17.42	8.36	5.70	21.27	17.50	9.05
27	6.61	21.30	16.73	8.30	6.02	21.74	16.86	8.31	5.77	21.50	17.31	8.35	5.38	20.70	17.37	9.06
28	6.29	20.77	16.59	8.29	5.71	21.21	16.74	8.30	5.46	20.94	17.19	8.34	5.08	20.12	17.23	9.07
29	5.99	20.24	16.46	8.28	5.41	20.67	16.60	8.29	5.16	20.39	17.07	8.34	4.79	19.54	17.08	9.08
30	5.69	19.71	16.31	8.27	5.12	20.12	16.47	8.28	4.87	19.83	16.94	8.33	4.51	18.96	16.92	9.09
31	5.41	19.17	16.16	8.26	4.84	19.58	16.32	8.27	4.60	19.26	16.80	8.32	4.25	18.37	16.75	9.09
32	5.14	18.64	16.00	8.24	4.57	19.03	16.17	8.26	4.34	18.70	16.65	8.31	3.99	17.78	16.58	9.10
33	4.88	18.10	15.83	8.23	4.32	18.48	16.00	8.24	4.08	18.13	16.49	8.30	3.75	17.20	16.40	9.11
34	4.63	17.56	15.66	8.21	4.07	17.93	15.84	8.22	3.85	17.57	16.33	8.29	3.52	16.61	16.20	9.11
35	4.39	17.03	15.48	8.19	3.84	17.38	15.66	8.21	3.62	17.00	16.16	8.27	3.30	16.02	16.00	9.11
36	4.16	16.49	15.29	8.17	3.61	16.83	15.48	8.19	3.40	16.43	15.98	8.26	3.09	15.44	15.79	9.12
37	3.94	15.96	15.09	8.15	3.40	16.29	15.28	8.17	3.19	15.87	15.79	8.24	2.89	14.86	15.57	9.12
38	3.73	15.43	14.89	8.12	3.20	15.74	15.08	8.14	2.99	15.31	15.60	8.22	2.71	14.28	15.34	9.11
39	3.53	14.90	14.68	8.10	3.00	15.20	14.88	8.12	2.80	14.75	15.39	8.20	2.53	13.71	15.09	9.11
40	3.34	14.37	14.46	8.07	2.82	14.66	14.66	8.09	2.63	14.19	15.18	8.18	2.36	13.14	14.84	9.10
41	3.15	13.85	14.23	8.04	2.65	14.13	14.44	8.06	2.46	13.64	14.96	8.15	2.20	12.57	14.58	9.09
42	2.98	13.34	13.99	8.00	2.48	13.60	14.21	8.03	2.30	13.10	14.73	8.13	2.05	12.02	14.31	9.09
43	2.82	12.83	13.75	7.97	2.32	13.07	13.97	7.99	2.15	12.56	14.49	8.10	1.90	11.47	14.03	9.07
44	2.66	12.32	13.50	7.93	2.17	12.55	13.72	7.96	2.00	12.02	14.24	8.06	1.77	10.92	13.74	9.05
45	2.51	11.82	13.24	7.88	2.03	12.04	13.46	7.92	1.87	11.49	13.98	8.03	1.64	10.39	13.44	9.03
46	2.37	11.33	12.97	7.84	1.90	11.53	13.20	7.87	1.74	10.97	13.71	7.99	1.52	9.87	13.13	9.00
47	2.24	10.85	12.70	7.79	1.78	11.03	12.93	7.82	1.62	10.46	13.44	7.95	1.41	9.35	12.81	8.97
48	2.11	10.37	12.41	7.73	1.66	10.54	12.65	7.77	1.51	9.96	13.16	7.90	1.31	8.85	12.48	8.94
49	1.99	9.91	12.13	7.68	1.55	10.06	12.36	7.72	1.40	9.47	12.87	7.86	1.21	8.36	12.15	8.90
50	1.88	9.45	11.83	7.62	1.44	9.59	12.07	7.66	1.30	8.98	12.57	7.80	1.12	7.88	11.81	8.86
51	1.77	9.00	11.53	7.55	1.34	9.12	11.77	7.60	1.21	8.51	12.26	7.75	1.03	7.41	11.46	8.81
52	1.67	8.56	11.22	7.48	1.25	8.67	11.47	7.53	1.12	8.04	11.95	7.69	0.96	6.95	11.10	8.76
53	1.57	8.13	10.91	7.41	1.16	8.23	11.16	7.46	1.04	7.59	11.63	7.62	0.88	6.51	10.74	8.70
54	1.48	7.72	10.59	7.33	1.08	7.79	10.84	7.38	0.96	7.15	11.30	7.55	0.81	6.08	10.37	8.63
55	1.40	7.31	10.27	7.24	1.01	7.37	10.52	7.30	0.89	6.72	10.97	7.47	0.75	5.66	9.99	8.56
56	1.32	6.91	9.94	7.15	0.94	6.96	10.19	7.21	0.82	6.30	10.63	7.39	0.69	5.26	9.62	8.49
57	1.25	6.53	9.61	7.06	0.87	6.56	9.86	7.12	0.76	5.90	10.29	7.31	0.63	4.87	9.24	8.40
58	1.18	6.15	9.28	6.96	0.81	6.17	9.52	7.02	0.71	5.50	9.94	7.22	0.58	4.50	8.85	8.30
59	1.11	5.79	8.94	6.86	0.75	5.79	9.18	6.92	0.65	5.12	9.59	7.12	0.53	4.13	8.47	8.20
60	1.05	5.43	8.60	6.75	0.70	5.43	8.84	6.82	0.60	4.75	9.24	7.01	0.49	3.79	8.08	8.08
61	1.00	5.09	8.26	6.64	0.65	5.07	8.50	6.71	0.56	4.40	8.88	6.91	0.44	3.46	7.69	7.95
62	0.95	4.76	7.91	6.53	0.61	4.73	8.15	6.60	0.51	4.05	8.51	6.79	0.40	3.14	7.31	7.79
63	0.92	4.44	7.57	6.41	0.58	4.40	7.80	6.48	0.47	3.72	8.14	6.67	0.35	2.84	6.92	7.61
64	0.92	4.13	7.24	6.29	0.55	4.09	7.46	6.38	0.43	3.39	7.76	6.56	0.30	2.55	6.55	7.38
65	1.03	3.77	6.92	6.14	0.55	3.82	7.15	6.27	0.37	3.05	7.34	6.47	0.26	2.29	6.20	7.09
66	0.93	3.53	6.67	6.04	0.48	3.57	6.88	6.17	0.32	2.81	7.04	6.37	0.22	2.08	5.88	6.98
67	0.84	3.31	6.41	5.94	0.43	3.33	6.61	6.08	0.28	2.58	6.75	6.27	0.19	1.88	5.56	6.86
68	0.76	3.09	6.15	5.84	0.38	3.10	6.35	5.98	0.24	2.37	6.46	6.17	0.16	1.70	5.25	6.74
69	0.69	2.89	5.90	5.73	0.33	2.89	6.09	5.87	0.21	2.17	6.17	6.06	0.14	1.54	4.96	6.62
70	0.63	2.69	5.66	5.61	0.30	2.69	5.84	5.76	0.18	1.99	5.90	5.95	0.12	1.39	4.67	6.49
71	0.57	2.51	5.41	5.50	0.26	2.51	5.59	5.65	0.16	1.82	5.62	5.84	0.10	1.25	4.39	6.36
72	0.51	2.34	5.18	5.38	0.23	2.33	5.35	5.54	0.14	1.66	5.36	5.72	0.09	1.12	4.12	6.23
73	0.46	2.18	4.94	5.25	0.20	2.17	5.11	5.42	0.12	1.51	5.10	5.60	0.08	1.01	3.86	6.09
74	0.42	2.02	4.72</													

Expected time spent in each health state for self-reported health (SAH) for women																
L.State	Very Good				Good				Fair				Bad/Very Bad			
	VG	G	F	B/VB	VG	G	F	B/VB	VG	G	F	B/VB	VG	G	F	B/VB
E.State	VG	G	F	B/VB	VG	G	F	B/VB	VG	G	F	B/VB	VG	G	F	B/VB
Age																
0	23.22	33.14	16.06	7.43	22.76	33.58	16.08	7.43	22.47	33.69	16.25	7.43	21.84	33.53	16.59	7.77
1	22.51	32.86	16.04	7.43	22.05	33.31	16.06	7.43	21.76	33.42	16.24	7.43	21.13	33.24	16.58	7.78
2	21.82	32.58	16.02	7.43	21.35	33.03	16.04	7.43	21.05	33.13	16.22	7.43	20.43	32.94	16.57	7.79
3	21.14	32.28	16.00	7.43	20.66	32.74	16.02	7.43	20.36	32.84	16.21	7.43	19.74	32.63	16.56	7.81
4	20.46	31.98	15.97	7.42	19.98	32.44	16.00	7.42	19.68	32.54	16.20	7.43	19.06	32.30	16.54	7.82
5	19.80	31.67	15.95	7.42	19.31	32.14	15.98	7.42	19.01	32.22	16.18	7.43	18.39	31.97	16.52	7.83
6	19.15	31.35	15.92	7.42	18.65	31.82	15.96	7.42	18.36	31.90	16.17	7.43	17.73	31.63	16.51	7.84
7	18.51	31.02	15.90	7.42	18.01	31.49	15.93	7.42	17.71	31.57	16.15	7.43	17.09	31.27	16.49	7.85
8	17.88	30.68	15.87	7.42	17.37	31.16	15.90	7.42	17.08	31.22	16.13	7.43	16.46	30.91	16.46	7.86
9	17.27	30.33	15.84	7.42	16.75	30.81	15.88	7.42	16.46	30.87	16.11	7.43	15.84	30.53	16.44	7.88
10	16.66	29.97	15.80	7.42	16.14	30.45	15.84	7.42	15.85	30.50	16.08	7.43	15.23	30.15	16.41	7.89
11	16.07	29.60	15.77	7.42	15.54	30.09	15.81	7.42	15.25	30.13	16.06	7.43	14.64	29.75	16.38	7.90
12	15.49	29.23	15.73	7.42	14.96	29.71	15.78	7.42	14.67	29.74	16.03	7.42	14.06	29.34	16.35	7.91
13	14.92	28.84	15.69	7.41	14.39	29.33	15.74	7.41	14.09	29.35	16.00	7.42	13.49	28.92	16.31	7.93
14	14.37	28.44	15.65	7.41	13.83	28.93	15.70	7.41	13.53	28.94	15.97	7.42	12.94	28.49	16.27	7.94
15	13.82	28.04	15.60	7.41	13.28	28.53	15.65	7.41	12.99	28.53	15.93	7.42	12.39	28.05	16.23	7.95
16	13.29	27.62	15.55	7.41	12.75	28.11	15.61	7.41	12.46	28.10	15.89	7.42	11.87	27.60	16.19	7.97
17	12.77	27.20	15.50	7.41	12.23	27.69	15.56	7.41	11.94	27.67	15.85	7.42	11.35	27.14	16.14	7.98
18	12.27	26.77	15.44	7.40	11.72	27.26	15.51	7.40	11.43	27.22	15.81	7.42	10.85	26.67	16.09	8.00
19	11.78	26.33	15.38	7.40	11.22	26.82	15.45	7.40	10.94	26.77	15.76	7.42	10.36	26.18	16.03	8.01
20	11.30	25.88	15.32	7.40	10.74	26.36	15.39	7.40	10.46	26.31	15.71	7.41	9.89	25.69	15.97	8.03
21	10.83	25.42	15.26	7.39	10.27	25.90	15.33	7.40	9.99	25.83	15.66	7.41	9.43	25.19	15.91	8.04
22	10.37	24.95	15.19	7.39	9.82	25.44	15.26	7.39	9.54	25.35	15.60	7.41	8.98	24.68	15.84	8.05
23	9.93	24.48	15.11	7.39	9.37	24.96	15.19	7.39	9.10	24.86	15.54	7.41	8.55	24.16	15.76	8.07
24	9.50	24.00	15.03	7.38	8.94	24.47	15.12	7.38	8.67	24.36	15.47	7.40	8.13	23.63	15.68	8.08
25	9.09	23.51	14.95	7.38	8.53	23.98	15.04	7.38	8.26	23.86	15.40	7.40	7.72	23.10	15.59	8.10
26	8.68	23.02	14.86	7.37	8.12	23.48	14.95	7.37	7.86	23.34	15.33	7.40	7.33	22.55	15.50	8.11
27	8.29	22.52	14.77	7.36	7.73	22.98	14.86	7.37	7.47	22.82	15.25	7.39	6.95	22.00	15.41	8.13
28	7.91	22.01	14.67	7.36	7.36	22.46	14.77	7.36	7.09	22.29	15.16	7.39	6.58	21.44	15.30	8.14
29	7.54	21.50	14.56	7.35	6.99	21.94	14.67	7.36	6.73	21.76	15.07	7.38	6.23	20.88	15.19	8.16
30	7.19	20.98	14.46	7.34	6.64	21.42	14.57	7.35	6.38	21.22	14.97	7.38	5.89	20.31	15.07	8.17
31	6.85	20.45	14.34	7.33	6.30	20.89	14.45	7.34	6.05	20.67	14.87	7.37	5.56	19.73	14.95	8.18
32	6.52	19.93	14.22	7.32	5.97	20.36	14.34	7.33	5.72	20.12	14.76	7.37	5.25	19.15	14.81	8.20
33	6.20	19.40	14.09	7.31	5.65	19.82	14.22	7.32	5.41	19.57	14.65	7.36	4.95	18.57	14.67	8.21
34	5.89	18.86	13.96	7.30	5.35	19.27	14.09	7.31	5.11	19.01	14.53	7.35	4.66	17.98	14.53	8.22
35	5.59	18.33	13.82	7.29	5.06	18.73	13.95	7.30	4.83	18.45	14.40	7.34	4.38	17.39	14.37	8.23
36	5.31	17.79	13.67	7.28	4.78	18.18	13.81	7.28	4.55	17.88	14.26	7.33	4.11	16.80	14.20	8.24
37	5.04	17.25	13.52	7.26	4.51	17.63	13.66	7.27	4.29	17.31	14.12	7.32	3.86	16.20	14.03	8.25
38	4.77	16.71	13.35	7.24	4.25	17.08	13.50	7.26	4.03	16.75	13.97	7.31	3.62	15.61	13.85	8.25
39	4.52	16.17	13.19	7.23	4.01	16.53	13.34	7.24	3.79	16.18	13.81	7.30	3.39	15.02	13.65	8.26
40	4.28	15.63	13.01	7.21	3.77	15.97	13.17	7.22	3.56	15.61	13.65	7.28	3.16	14.42	13.45	8.27
41	4.05	15.09	12.83	7.19	3.54	15.42	12.99	7.20	3.34	15.04	13.47	7.27	2.95	13.83	13.24	8.27
42	3.83	14.55	12.64	7.16	3.33	14.87	12.80	7.18	3.13	14.47	13.29	7.25	2.75	13.24	13.02	8.27
43	3.62	14.01	12.44	7.14	3.12	14.32	12.61	7.15	2.93	13.91	13.10	7.23	2.57	12.66	12.79	8.27
44	3.42	13.48	12.23	7.11	2.93	13.78	12.41	7.13	2.74	13.34	12.90	7.21	2.39	12.08	12.55	8.26
45	3.22	12.95	12.02	7.08	2.74	13.23	12.20	7.10	2.56	12.78	12.69	7.18	2.22	11.50	12.30	8.26
46	3.04	12.42	11.79	7.05	2.57	12.69	11.98	7.07	2.38	12.23	12.48	7.16	2.05	10.93	12.04	8.25
47	2.86	11.90	11.57	7.01	2.40	12.16	11.75	7.04	2.22	11.68	12.25	7.13	1.90	10.37	11.77	8.24
48	2.70	11.38	11.33	6.98	2.24	11.63	11.52	7.00	2.07	11.13	12.02	7.10	1.76	9.81	11.49	8.22
49	2.54	10.87	11.08	6.94	2.09	11.10	11.28	6.96	1.92	10.59	11.78	7.07	1.62	9.27	11.20	8.21
50	2.39	10.37	10.83	6.89	1.94	10.59	11.03	6.92	1.78	10.06	11.53	7.03	1.50	8.73	10.91	8.18
51	2.25	9.87	10.57	6.84	1.81	10.07	10.77	6.87	1.65	9.53	11.27	6.99	1.38	8.20	10.60	8.16
52	2.11	9.38	10.30	6.79	1.68	9.57	10.51	6.82	1.53	9.02	11.01	6.95	1.27	7.68	10.29	8.13
53	1.98	8.90	10.03	6.74	1.56	9.07	10.24	6.77	1.41	8.51	10.73	6.90	1.16	7.18	9.96	8.09
54	1.86	8.42	9.75	6.68	1.45	8.58	9.96	6.72	1.30	8.01	10.45	6.85	1.06	6.68	9.63	8.05
55	1.75	7.96	9.46	6.62	1.34	8.10	9.68	6.66	1.20	7.51	10.16	6.80	0.97	6.20	9.29	8.00
56	1.64	7.50	9.17	6.55	1.24	7.63	9.39	6.59	1.11	7.03	9.86	6.74	0.88	5.73	8.95	7.95
57	1.54	7.05	8.87	6.48	1.15	7.17	9.09	6.52	1.02	6.56	9.56	6.68	0.80	5.27	8.59	7.89
58	1.44	6.61	8.56	6.41	1.06	6.72	8.78	6.45	0.93	6.10	9.24	6.61	0.73	4.82	8.23	7.82
59	1.35	6.18	8.25	6.33	0.97	6.28	8.47	6.37	0.85	5.65	8.93	6.53	0.65	4.39	7.86	7.74
60	1.27	5.77	7.94	6.25	0.90	5.84	8.16	6.29	0.78	5.21	8.60	6.46	0.58	3.97	7.49	7.64
61	1.19	5.36	7.62	6.16	0.83	5.42	7.84	6.21	0.71	4.78	8.27	6.37	0.52	3.57	7.10	7.53
62	1.12	4.97	7.31	6.08	0.76	5.01	7.52	6.12	0.64	4.36	7.93	6.29	0.45	3.18	6.71	7.39
63	1.07	4.59	7.00	5.98	0.71	4.62	7.20	6.04	0.58	3.94	7.58	6.20	0.39	2.80	6.30	7.21
64	1.05	4.23	6.70	5.88	0.66	4.25	6.89	5.95	0.50	3.52	7.22	6.12	0.32	2.45	5.89	6.99
65	1.11	3.86	6.42	5.75	0.64	3.94	6.62	5.86	0.41	3.05	6.81	6.08	0.26	2.14	5.46	6.68
66	1.00	3.61	6.19	5.65	0.57	3.69	6.37	5.77	0.35	2.81	6.53	5.98	0.22	1.93	5.16	6.56
67	0.91	3.38	5.95	5.56	0.50	3.45	6.13	5.67	0.31	2.58	6.25	5.89	0.19	1.74	4.87	6.44
68	0.82	3.16	5.72	5.46	0.45	3.22	5.89	5.58	0.27	2.36	5.98	5.79	0.16	1.57	4.59	6.32
69	0.74	2.95	5.49	5.35	0.39	3.00	5.65	5.48	0.23	2.16	5.72	5.68	0.14	1.41	4.31	6.20
70	0.67	2.76	5.26	5.25	0.35	2.80	5.42	5.37	0.20	1.98	5.46	5.58	0.12	1.26	4.04	6.07
71	0.61	2.57	5.04	5.14	0.31	2.61	5.20	5.27	0.17	1.80	5.20	5.47	0.10	1.13	3.79	5.94
72	0.55	2.40	4.82	5.02	0.27	2.43	4.98	5.16	0.15	1.65	4.96	5.36	0.09	1.01	3.55	5.80
73	0.50	2.23	4.61	4.91	0.24	2.27	4.76	5.05	0.13	1.50						

Expected time spent in each state for hampering health (HH) condition for men									
I.State	None/Slight			Some			Severe		
E.State	N/S	Some	Severe	N/S	Some	Severe	N/S	Some	Severe
Age									
0	70.17	5.13	3.66	69.54	5.49	3.72	66.17	5.60	4.28
1	69.17	5.12	3.66	68.53	5.50	3.72	65.15	5.60	4.29
2	68.18	5.12	3.66	67.51	5.51	3.73	64.14	5.60	4.29
3	67.18	5.12	3.66	66.50	5.51	3.73	63.13	5.60	4.29
4	66.19	5.12	3.66	65.49	5.52	3.73	62.12	5.60	4.30
5	65.19	5.11	3.66	64.48	5.52	3.73	61.12	5.59	4.30
6	64.20	5.11	3.66	63.46	5.53	3.73	60.11	5.59	4.31
7	63.21	5.11	3.66	62.45	5.53	3.74	59.10	5.59	4.31
8	62.22	5.10	3.66	61.44	5.53	3.74	58.10	5.59	4.31
9	61.23	5.10	3.66	60.43	5.54	3.74	57.10	5.59	4.32
10	60.24	5.10	3.66	59.41	5.54	3.74	56.09	5.58	4.32
11	59.25	5.09	3.66	58.40	5.55	3.74	55.09	5.58	4.33
12	58.26	5.09	3.66	57.39	5.55	3.75	54.09	5.58	4.33
13	57.27	5.08	3.66	56.38	5.55	3.75	53.10	5.58	4.33
14	56.29	5.08	3.65	55.38	5.56	3.75	52.10	5.57	4.34
15	55.30	5.07	3.65	54.37	5.56	3.75	51.11	5.57	4.34
16	54.32	5.06	3.65	53.36	5.56	3.76	50.12	5.56	4.34
17	53.34	5.06	3.65	52.35	5.56	3.76	49.13	5.55	4.35
18	52.36	5.05	3.65	51.35	5.56	3.76	48.14	5.55	4.35
19	51.38	5.04	3.65	50.35	5.56	3.76	47.16	5.54	4.35
20	50.40	5.03	3.65	49.34	5.56	3.76	46.18	5.53	4.36
21	49.42	5.02	3.64	48.34	5.56	3.77	45.20	5.52	4.36
22	48.45	5.01	3.64	47.35	5.56	3.77	44.22	5.52	4.36
23	47.48	5.00	3.64	46.35	5.56	3.77	43.25	5.51	4.36
24	46.51	4.99	3.64	45.36	5.55	3.77	42.28	5.49	4.37
25	45.55	4.98	3.63	44.37	5.55	3.77	41.32	5.48	4.37
26	44.58	4.96	3.63	43.38	5.54	3.78	40.36	5.47	4.37
27	43.62	4.95	3.63	42.39	5.54	3.78	39.40	5.45	4.37
28	42.66	4.93	3.62	41.41	5.53	3.78	38.45	5.44	4.37
29	41.71	4.92	3.62	40.43	5.52	3.78	37.50	5.42	4.38
30	40.76	4.90	3.61	39.45	5.51	3.78	36.55	5.40	4.38
31	39.81	4.88	3.61	38.48	5.50	3.78	35.62	5.39	4.38
32	38.87	4.86	3.60	37.51	5.49	3.78	34.68	5.37	4.38
33	37.93	4.84	3.60	36.55	5.48	3.78	33.76	5.34	4.38
34	36.99	4.82	3.59	35.59	5.46	3.78	32.84	5.32	4.38
35	36.06	4.79	3.59	34.63	5.44	3.78	31.92	5.29	4.37
36	35.14	4.77	3.58	33.68	5.43	3.78	31.01	5.27	4.37
37	34.22	4.74	3.57	32.74	5.41	3.77	30.11	5.24	4.37
38	33.30	4.71	3.56	31.80	5.38	3.77	29.22	5.21	4.37
39	32.39	4.68	3.55	30.87	5.36	3.77	28.33	5.18	4.36
40	31.49	4.65	3.54	29.95	5.33	3.77	27.45	5.14	4.36
41	30.59	4.61	3.53	29.03	5.31	3.76	26.58	5.11	4.35
42	29.70	4.58	3.52	28.12	5.27	3.76	25.72	5.07	4.35
43	28.82	4.54	3.51	27.22	5.24	3.75	24.86	5.03	4.34
44	27.94	4.50	3.50	26.32	5.21	3.74	24.02	4.98	4.33
45	27.07	4.46	3.48	25.44	5.17	3.74	23.18	4.94	4.33
46	26.20	4.41	3.47	24.56	5.13	3.73	22.36	4.89	4.32
47	25.35	4.36	3.45	23.69	5.09	3.72	21.54	4.84	4.30
48	24.50	4.31	3.43	22.83	5.04	3.71	20.73	4.79	4.29
49	23.66	4.26	3.42	21.98	4.99	3.70	19.94	4.73	4.28
50	22.83	4.21	3.40	21.14	4.94	3.68	19.15	4.67	4.26
51	22.01	4.15	3.38	20.32	4.89	3.67	18.38	4.61	4.25
52	21.20	4.09	3.35	19.50	4.83	3.65	17.62	4.55	4.23
53	20.39	4.02	3.33	18.69	4.77	3.64	16.86	4.48	4.21
54	19.60	3.96	3.30	17.89	4.70	3.62	16.12	4.41	4.19
55	18.82	3.89	3.28	17.11	4.63	3.60	15.39	4.33	4.17
56	18.04	3.81	3.25	16.33	4.56	3.57	14.67	4.25	4.14
57	17.28	3.74	3.22	15.57	4.49	3.55	13.97	4.17	4.12
58	16.52	3.66	3.18	14.81	4.40	3.52	13.27	4.08	4.08
59	15.78	3.58	3.15	14.07	4.32	3.49	12.58	3.98	4.05
60	15.04	3.49	3.11	13.34	4.22	3.46	11.90	3.88	4.01
61	14.32	3.41	3.07	12.62	4.12	3.42	11.23	3.76	3.97
62	13.61	3.32	3.04	11.90	4.00	3.37	10.55	3.62	3.91
63	12.91	3.23	3.00	11.20	3.87	3.32	9.86	3.46	3.84
64	12.22	3.15	2.96	10.54	3.70	3.25	9.13	3.26	3.76
65	11.54	3.07	2.92	9.97	3.48	3.16	8.26	3.02	3.65
66	10.91	3.01	2.89	9.35	3.41	3.14	7.66	2.93	3.62
67	10.29	2.95	2.87	8.75	3.34	3.12	7.09	2.84	3.59
68	9.70	2.88	2.83	8.18	3.27	3.09	6.55	2.75	3.56
69	9.13	2.81	2.80	7.64	3.19	3.06	6.04	2.65	3.53
70	8.59	2.75	2.77	7.12	3.11	3.03	5.56	2.55	3.49
71	8.07	2.68	2.73	6.63	3.03	3.00	5.11	2.45	3.45
72	7.57	2.60	2.69	6.17	2.95	2.96	4.69	2.36	3.40
73	7.10	2.53	2.65	5.74	2.87	2.93	4.30	2.26	3.36
74	6.65	2.46	2.61	5.32	2.79	2.89	3.93	2.16	3.31
75	6.23	2.39	2.57	4.94	2.71	2.85	3.59	2.07	3.26
76	5.82	2.31	2.52	4.58	2.63	2.81	3.27	1.97	3.21
77	5.44	2.24	2.48	4.24	2.55	2.76	2.98	1.88	3.15
78	5.08	2.16	2.43	3.92	2.46	2.72	2.71	1.79	3.09
79	4.74	2.09	2.37	3.62	2.38	2.67	2.46	1.70	3.03
80	4.42	2.02	2.32	3.35	2.30	2.62	2.23	1.61	2.97
81	4.12	1.94	2.27	3.09	2.22	2.56	2.02	1.52	2.91
82	3.83	1.87	2.21	2.85	2.14	2.51	1.83	1.44	2.84
83	3.56	1.80	2.15	2.63	2.07	2.45	1.65	1.36	2.78
84	3.31	1.72	2.08	2.42	1.99	2.39	1.49	1.28	2.71
85	3.08	1.65	2.02	2.22	1.91	2.33	1.34	1.20	2.64
86	2.85	1.58	1.95	2.04	1.83	2.27	1.20	1.12	2.56
87	2.64	1.50	1.88	1.88	1.76	2.20	1.08	1.05	2.49
88	2.45	1.43	1.80	1.72	1.68	2.12	0.96	0.97	2.41
89	2.26	1.36	1.71	1.57	1.61	2.04	0.86	0.90	2.32
90	2.08	1.28	1.62	1.43	1.53	1.96	0.76	0.83	2.23
91	1.91	1.20	1.52	1.30	1.45	1.86	0.67	0.76	2.14
92	1.75	1.12	1.41	1.17	1.37	1.75	0.58	0.69	2.03
93	1.59	1.04	1.29	1.05	1.28	1.63	0.50	0.62	1.92
94	1.44	0.94	1.15	0.93	1.18	1.49	0.42	0.54	1.80
95	1.28	0.84	0.99	0.80	1.08	1.32	0.34	0.46	1.65
96	1.12	0.73	0.81	0.67	0.96	1.13	0.26	0.38	1.48
97	0.94	0.59	0.60	0.53	0.82	0.89	0.19	0.29	1.26
98	0.73	0.42	0.37	0.37	0.65	0.61	0.11	0.19	0.98
99	0.45	0.22	0.15	0.19	0.41	0.29	0.04	0.09	0.59

Expected time spent in each state for hampering health (HH) condition for women									
I.State	None/Slight			Some			Severe		
E.State	N/S	Some	Severe	N/S	Some	Severe	N/S	Some	Severe
Age									
0	69.09	4.80	3.59	68.36	5.19	3.65	64.00	5.25	4.28
1	68.09	4.80	3.59	67.34	5.20	3.66	62.99	5.25	4.28
2	67.10	4.79	3.58	66.32	5.20	3.66	61.98	5.25	4.29
3	66.10	4.79	3.58	65.30	5.21	3.66	60.97	5.25	4.29
4	65.11	4.79	3.58	64.29	5.21	3.66	59.96	5.25	4.30
5	64.11	4.79	3.58	63.27	5.22	3.67	58.95	5.25	4.30
6	63.12	4.78	3.58	62.25	5.22	3.67	57.94	5.25	4.31
7	62.13	4.78	3.58	61.24	5.23	3.67	56.94	5.24	4.31
8	61.13	4.78	3.58	60.22	5.23	3.67	55.93	5.24	4.31
9	60.14	4.77	3.58	59.21	5.24	3.68	54.93	5.24	4.32
10	59.15	4.77	3.58	58.19	5.24	3.68	53.93	5.24	4.32
11	58.16	4.77	3.58	57.17	5.25	3.68	52.93	5.23	4.33
12	57.18	4.76	3.58	56.16	5.25	3.68	51.93	5.23	4.33
13	56.19	4.76	3.58	55.14	5.26	3.69	50.94	5.23	4.34
14	55.20	4.75	3.58	54.13	5.26	3.69	49.94	5.22	4.34
15	54.22	4.75	3.58	53.12	5.26	3.69	48.95	5.22	4.34
16	53.23	4.74	3.57	52.11	5.26	3.70	47.96	5.21	4.34
17	52.25	4.73	3.57	51.10	5.27	3.70	46.98	5.20	4.35
18	51.27	4.72	3.57	50.09	5.27	3.70	45.99	5.20	4.35
19	50.29	4.71	3.57	49.08	5.27	3.70	45.01	5.19	4.36
20	49.31	4.71	3.57	48.07	5.27	3.71	44.04	5.18	4.36
21	48.34	4.70	3.57	47.07	5.27	3.71	43.06	5.17	4.36
22	47.36	4.69	3.56	46.06	5.27	3.71	42.09	5.16	4.36
23	46.39	4.68	3.56	45.06	5.27	3.71	41.12	5.15	4.37
24	45.42	4.67	3.56	44.06	5.26	3.72	40.16	5.14	4.37
25	44.46	4.66	3.55	43.07	5.26	3.72	39.20	5.13	4.37
26	43.49	4.64	3.55	42.07	5.26	3.72	38.24	5.12	4.37
27	42.53	4.63	3.55	41.08	5.25	3.72	37.29	5.10	4.38
28	41.57	4.62	3.54	40.09	5.24	3.72	36.35	5.09	4.38
29	40.62	4.60	3.54	39.11	5.24	3.73	35.40	5.07	4.38
30	39.67	4.58	3.54	38.13	5.23	3.73	34.47	5.05	4.38
31	38.72	4.57	3.53	37.15	5.22	3.73	33.54	5.03	4.38
32	37.78	4.55	3.53	36.18	5.21	3.73	32.61	5.01	4.38
33	36.84	4.53	3.52	35.21	5.19	3.73	31.70	4.99	4.38
34	35.90	4.51	3.51	34.25	5.18	3.73	30.78	4.97	4.38
35	34.97	4.48	3.51	33.29	5.16	3.73	29.88	4.94	4.38
36	34.04	4.46	3.50	32.33	5.15	3.73	28.98	4.92	4.38
37	33.12	4.43	3.49	31.39	5.13	3.73	28.09	4.89	4.37
38	32.21	4.41	3.48	30.45	5.11	3.73	27.21	4.86	4.37
39	31.30	4.38	3.47	29.51	5.08	3.72	26.33	4.83	4.37
40	30.39	4.35	3.46	28.58	5.06	3.72	25.46	4.79	4.36
41	29.49	4.31	3.45	27.66	5.03	3.72	24.61	4.76	4.36
42	28.60	4.28	3.44	26.75	5.00	3.71	23.76	4.72	4.35
43	27.72	4.24	3.43	25.85	4.97	3.71	22.92	4.68	4.34
44	26.84	4.20	3.41	24.95	4.94	3.70	22.09	4.64	4.34
45	25.97	4.16	3.40	24.06	4.90	3.69	21.27	4.59	4.33
46	25.11	4.12	3.38	23.19	4.87	3.68	20.46	4.55	4.32
47	24.25	4.08	3.37	22.32	4.82	3.68	19.66	4.50	4.31
48	23.40	4.03	3.35	21.46	4.78	3.66	18.87	4.45	4.29
49	22.57	3.98	3.33	20.61	4.73	3.65	18.09	4.39	4.28
50	21.73	3.93	3.31	19.77	4.68	3.64	17.32	4.34	4.26
51	20.91	3.87	3.29	18.94	4.63	3.63	16.57	4.28	4.25
52	20.10	3.81	3.26	18.12	4.58	3.61	15.82	4.21	4.23
53	19.30	3.75	3.24	17.32	4.52	3.59	15.09	4.15	4.21
54	18.50	3.69	3.21	16.52	4.45	3.57	14.37	4.08	4.18
55	17.72	3.62	3.18	15.74	4.39	3.55	13.66	4.01	4.16
56	16.94	3.55	3.15	14.96	4.32	3.53	12.96	3.93	4.13
57	16.18	3.48	3.12	14.20	4.24	3.50	12.27	3.85	4.10
58	15.42	3.41	3.09	13.45	4.16	3.47	11.60	3.76	4.07
59	14.67	3.33	3.05	12.72	4.08	3.44	10.93	3.66	4.03
60	13.94	3.25	3.01	11.99	3.98	3.40	10.27	3.56	3.98
61	13.21	3.17	2.97	11.27	3.88	3.36	9.62	3.44	3.93
62	12.50	3.08	2.93	10.57	3.76	3.31	8.98	3.30	3.87
63	11.79	3.00	2.89	9.89	3.62	3.24	8.32	3.13	3.79
64	11.09	2.92	2.85	9.25	3.46	3.17	7.63	2.93	3.68
65	10.40	2.85	2.82	8.74	3.24	3.07	6.82	2.68	3.54
66	9.80	2.79	2.79	8.17	3.17	3.05	6.28	2.58	3.50
67	9.23	2.73	2.76	7.62	3.09	3.02	5.78	2.49	3.47
68	8.69	2.66	2.73	7.10	3.02	2.99	5.31	2.40	3.43
69	8.16	2.60	2.69	6.61	2.94	2.96	4.87	2.30	3.38
70	7.66	2.53	2.65	6.15	2.86	2.92	4.46	2.21	3.34
71	7.19	2.46	2.62	5.71	2.79	2.88	4.07	2.11	3.29
72	6.74	2.39	2.58	5.30	2.71	2.85	3.72	2.02	3.24
73	6.31	2.32	2.53	4.91	2.63	2.81	3.39	1.92	3.19
74	5.90	2.25	2.49	4.55	2.55	2.77	3.08	1.83	3.13
75	5.52	2.18	2.45	4.21	2.47	2.72	2.80	1.74	3.08
76	5.16	2.11	2.40	3.90	2.40	2.68	2.54	1.66	3.02
77	4.81	2.04	2.35	3.60	2.32	2.63	2.30	1.57	2.96
78	4.49	1.98	2.30	3.33	2.24	2.59	2.08	1.49	2.90
79	4.19	1.91	2.25	3.07	2.17	2.54	1.88	1.41	2.84
80	3.90	1.84	2.20	2.83	2.09	2.49	1.70	1.33	2.77
81	3.64	1.77	2.15	2.61	2.02	2.44	1.54	1.25	2.71
82	3.39	1.71	2.09	2.41	1.95	2.39	1.38	1.18	2.64
83	3.15	1.64	2.03	2.22	1.88	2.33	1.25	1.11	2.58
84	2.93	1.57	1.97	2.05	1.81	2.28	1.12	1.04	2.51
85	2.72	1.51	1.91	1.88	1.74	2.22	1.00	0.97	2.44
86	2.53	1.45	1.85	1.73	1.68	2.16	0.90	0.91	2.37
87	2.35	1.38	1.78	1.59	1.61	2.09	0.81	0.85	2.30
88	2.17	1.32	1.71	1.46	1.54	2.03	0.72	0.79	2.22
89	2.01	1.25	1.64	1.34	1.48	1.96	0.64	0.73	2.15
90	1.86	1.19	1.56	1.23	1.41	1.88	0.57	0.67	2.06
91	1.71	1.12	1.47	1.12	1.34	1.79	0.50	0.62	1.98
92	1.57	1.05	1.37	1.01	1.27	1.70	0.43	0.56	1.89
93	1.44	0.98	1.26	0.91	1.20	1.59	0.37	0.50	1.79
94	1.30	0.90	1.13	0.81	1.11	1.46	0.32	0.45	1.68
95	1.17	0.81	0.98	0.71	1.02	1.31	0.26	0.38	1.55
96	1.03	0.70	0.80	0.60	0.92	1.12	0.20	0.32	1.40
97	0.87	0.58	0.60	0.48	0.79	0.90	0.14	0.24	1.20
98	0.69	0.42	0.38	0.34	0.63	0.62	0.09	0.16	0.95
99	0.43	0.22	0.16	0.18	0.40	0.30	0.03	0.07	0.58

Transition matrices giving estimates of healthy life expectancy for self-reported health (SAH) for men																
L.State E.State	Very Good				Good				Fair				Bad/Very Bad			
	VG	G	F	B/VB	VG	G	F	B/VB	VG	G	F	B/VB	VG	G	F	B/VB
Age																
0	0.779	0.206	0.014	0.001	0.438	0.529	0.033	0.001	0.270	0.524	0.202	0.004	0.107	0.282	0.352	0.258
1	0.773	0.212	0.015	0.001	0.429	0.536	0.035	0.001	0.262	0.525	0.209	0.004	0.103	0.279	0.353	0.264
2	0.766	0.217	0.016	0.001	0.420	0.543	0.036	0.001	0.255	0.526	0.215	0.004	0.100	0.275	0.354	0.270
3	0.760	0.223	0.017	0.001	0.411	0.550	0.038	0.001	0.247	0.526	0.222	0.004	0.097	0.271	0.355	0.276
4	0.753	0.228	0.018	0.001	0.402	0.557	0.040	0.001	0.240	0.527	0.228	0.005	0.094	0.267	0.356	0.282
5	0.747	0.234	0.018	0.001	0.393	0.564	0.042	0.001	0.233	0.527	0.235	0.005	0.090	0.263	0.356	0.289
6	0.740	0.240	0.019	0.001	0.384	0.571	0.044	0.001	0.226	0.526	0.242	0.005	0.087	0.259	0.357	0.295
7	0.733	0.246	0.020	0.001	0.375	0.577	0.046	0.001	0.219	0.526	0.249	0.006	0.084	0.255	0.357	0.302
8	0.726	0.251	0.021	0.001	0.367	0.584	0.048	0.001	0.212	0.525	0.256	0.006	0.082	0.251	0.358	0.308
9	0.719	0.257	0.022	0.001	0.358	0.590	0.051	0.001	0.206	0.524	0.263	0.007	0.079	0.247	0.358	0.315
10	0.712	0.263	0.024	0.001	0.349	0.596	0.053	0.001	0.199	0.523	0.270	0.007	0.076	0.243	0.358	0.322
11	0.705	0.269	0.025	0.001	0.341	0.602	0.056	0.001	0.193	0.522	0.278	0.008	0.073	0.239	0.358	0.329
12	0.697	0.275	0.026	0.001	0.333	0.608	0.058	0.002	0.187	0.520	0.285	0.008	0.071	0.235	0.357	0.335
13	0.690	0.281	0.027	0.001	0.324	0.613	0.061	0.002	0.181	0.518	0.293	0.009	0.068	0.231	0.357	0.342
14	0.683	0.287	0.028	0.002	0.316	0.619	0.064	0.002	0.175	0.516	0.300	0.009	0.066	0.227	0.357	0.349
15	0.675	0.293	0.030	0.002	0.308	0.624	0.066	0.002	0.169	0.514	0.308	0.010	0.063	0.222	0.356	0.356
16	0.667	0.299	0.031	0.002	0.300	0.629	0.069	0.002	0.163	0.511	0.315	0.010	0.061	0.218	0.355	0.363
17	0.660	0.305	0.033	0.002	0.292	0.633	0.072	0.002	0.157	0.509	0.323	0.011	0.059	0.214	0.354	0.370
18	0.652	0.312	0.034	0.002	0.284	0.638	0.076	0.002	0.152	0.506	0.331	0.012	0.056	0.210	0.354	0.377
19	0.644	0.318	0.036	0.002	0.276	0.642	0.079	0.003	0.147	0.503	0.338	0.012	0.054	0.206	0.353	0.384
20	0.636	0.324	0.037	0.002	0.269	0.646	0.082	0.003	0.141	0.499	0.346	0.013	0.052	0.202	0.351	0.391
21	0.629	0.330	0.039	0.002	0.261	0.650	0.086	0.003	0.136	0.496	0.354	0.014	0.050	0.198	0.350	0.398
22	0.621	0.336	0.041	0.003	0.254	0.654	0.089	0.003	0.131	0.492	0.362	0.015	0.048	0.194	0.349	0.406
23	0.613	0.342	0.043	0.003	0.246	0.657	0.093	0.004	0.127	0.488	0.370	0.016	0.046	0.190	0.347	0.413
24	0.604	0.348	0.044	0.003	0.239	0.661	0.096	0.004	0.122	0.484	0.378	0.017	0.045	0.186	0.346	0.420
25	0.596	0.354	0.046	0.003	0.232	0.664	0.100	0.004	0.117	0.480	0.386	0.017	0.043	0.182	0.344	0.427
26	0.588	0.360	0.048	0.003	0.225	0.666	0.104	0.004	0.113	0.475	0.393	0.018	0.041	0.178	0.342	0.434
27	0.580	0.366	0.050	0.004	0.218	0.669	0.108	0.005	0.108	0.470	0.401	0.020	0.040	0.174	0.340	0.442
28	0.572	0.372	0.052	0.004	0.212	0.671	0.112	0.005	0.104	0.466	0.409	0.021	0.038	0.170	0.338	0.449
29	0.564	0.378	0.055	0.004	0.205	0.673	0.117	0.005	0.100	0.461	0.417	0.022	0.036	0.166	0.336	0.456
30	0.555	0.383	0.057	0.004	0.198	0.675	0.121	0.006	0.096	0.456	0.425	0.023	0.035	0.162	0.334	0.463
31	0.547	0.389	0.059	0.005	0.192	0.676	0.125	0.006	0.092	0.450	0.433	0.024	0.033	0.159	0.331	0.471
32	0.539	0.395	0.061	0.005	0.186	0.678	0.130	0.006	0.089	0.445	0.441	0.026	0.032	0.155	0.329	0.478
33	0.530	0.400	0.064	0.005	0.180	0.679	0.135	0.007	0.085	0.439	0.448	0.027	0.031	0.151	0.326	0.485
34	0.522	0.406	0.066	0.006	0.174	0.679	0.139	0.007	0.081	0.434	0.456	0.028	0.029	0.148	0.324	0.492
35	0.514	0.411	0.069	0.006	0.168	0.680	0.144	0.008	0.078	0.428	0.464	0.030	0.028	0.144	0.321	0.500
36	0.505	0.417	0.072	0.006	0.162	0.680	0.149	0.008	0.075	0.422	0.471	0.032	0.027	0.140	0.318	0.507
37	0.497	0.422	0.074	0.007	0.157	0.680	0.154	0.009	0.071	0.416	0.479	0.033	0.026	0.137	0.316	0.514
38	0.488	0.427	0.077	0.007	0.151	0.680	0.159	0.009	0.068	0.410	0.486	0.035	0.025	0.133	0.313	0.521
39	0.480	0.432	0.080	0.007	0.146	0.679	0.165	0.010	0.065	0.404	0.493	0.037	0.024	0.130	0.310	0.528
40	0.472	0.437	0.083	0.008	0.141	0.678	0.170	0.010	0.063	0.398	0.501	0.039	0.023	0.126	0.306	0.535
41	0.463	0.442	0.086	0.008	0.136	0.677	0.175	0.011	0.060	0.391	0.508	0.040	0.022	0.123	0.303	0.542
42	0.455	0.447	0.089	0.009	0.131	0.676	0.181	0.012	0.057	0.385	0.515	0.042	0.021	0.120	0.300	0.549
43	0.447	0.451	0.092	0.009	0.126	0.674	0.187	0.012	0.054	0.378	0.522	0.045	0.020	0.116	0.297	0.556
44	0.438	0.456	0.095	0.010	0.121	0.673	0.192	0.013	0.052	0.372	0.528	0.047	0.019	0.113	0.293	0.563
45	0.430	0.460	0.099	0.010	0.117	0.671	0.198	0.014	0.050	0.365	0.535	0.049	0.018	0.110	0.290	0.570
46	0.422	0.464	0.102	0.011	0.112	0.668	0.204	0.015	0.047	0.359	0.542	0.051	0.017	0.107	0.287	0.577
47	0.414	0.468	0.105	0.011	0.108	0.666	0.210	0.016	0.045	0.352	0.548	0.054	0.016	0.104	0.283	0.584
48	0.406	0.472	0.109	0.012	0.104	0.663	0.216	0.017	0.043	0.345	0.554	0.056	0.016	0.101	0.279	0.590
49	0.397	0.476	0.112	0.013	0.100	0.660	0.222	0.017	0.041	0.339	0.560	0.059	0.015	0.098	0.276	0.597
50	0.389	0.480	0.116	0.013	0.096	0.657	0.228	0.018	0.039	0.332	0.566	0.061	0.014	0.095	0.272	0.604
51	0.381	0.483	0.120	0.014	0.092	0.653	0.234	0.019	0.037	0.325	0.572	0.064	0.013	0.092	0.268	0.610
52	0.373	0.487	0.124	0.015	0.088	0.650	0.241	0.021	0.035	0.318	0.578	0.067	0.013	0.089	0.265	0.616
53	0.365	0.490	0.127	0.016	0.084	0.646	0.247	0.022	0.033	0.312	0.583	0.070	0.012	0.087	0.261	0.623
54	0.358	0.493	0.131	0.016	0.081	0.641	0.253	0.023	0.032	0.305	0.588	0.073	0.012	0.084	0.257	0.629
55	0.350	0.496	0.135	0.017	0.078	0.637	0.260	0.024	0.030	0.298	0.593	0.076	0.011	0.081	0.253	0.635
56	0.342	0.499	0.139	0.018	0.074	0.633	0.266	0.025	0.029	0.291	0.598	0.080	0.011	0.079	0.249	0.641
57	0.334	0.501	0.144	0.019	0.071	0.628	0.273	0.027	0.027	0.285	0.603	0.083	0.010	0.076	0.245	0.647
58	0.327	0.503	0.148	0.020	0.068	0.623	0.279	0.028	0.026	0.278	0.607	0.086	0.010	0.074	0.242	0.653
59	0.319	0.506	0.152	0.021	0.065	0.618	0.286	0.030	0.024	0.271	0.611	0.090	0.009	0.071	0.238	0.659
60	0.312	0.508	0.156	0.022	0.062	0.612	0.292	0.031	0.023	0.265	0.615	0.094	0.009	0.069	0.234	0.665
61	0.304	0.509	0.161	0.023	0.059	0.607	0.299	0.033	0.022	0.258	0.619	0.097	0.008	0.067	0.230	0.670
62	0.297	0.511	0.165	0.024	0.057	0.601	0.306	0.034	0.021	0.252	0.623	0.101	0.008	0.065	0.226	0.676
63	0.290	0.513	0.169	0.025	0.054	0.595	0.312	0.036	0.020	0.245	0.626	0.105	0.007	0.062	0.222	0.681
64	0.283	0.514	0.174	0.026	0.052	0.589	0.319	0.038	0.018	0.239	0.629	0.109	0.007	0.060	0.218	0.686
65	0.400	0.404	0.171	0.018	0.086	0.562	0.307	0.040	0.020	0.212	0.609	0.145	0.005	0.048	0.255	0.644
66	0.380	0.409	0.183	0.020	0.081	0.555	0.317	0.043	0.018	0.205	0.611	0.151	0.005	0.045	0.249	0.650
67	0.361	0.413	0.195	0.022	0.076	0.547	0.326	0.046	0.017	0.197	0.612	0.157	0.005	0.043	0.243	0.656
68	0.341	0.416	0.207	0.024	0.071	0.538	0.336	0.049	0.016	0.190	0.613	0.164	0.004	0.041	0.237	0.662
69	0.322	0.419	0.219	0.027	0.066	0.529	0.346	0.052	0.015	0.183	0.613	0.170	0.004	0.039	0.231	0.667
70	0.304															

Transition matrices giving estimates of healthy life expectancy for self-reported health (SAH) for women																
I.State E.State	Very Good				Good				Fair				Bad/Very Bad			
	VG	G	F	B/VB	VG	G	F	B/VB	VG	G	F	B/VB	VG	G	F	B/VB
Age																
0	0.801	0.186	0.012	0.000	0.490	0.485	0.024	0.000	0.322	0.513	0.163	0.002	0.106	0.281	0.353	0.260
1	0.795	0.192	0.012	0.000	0.481	0.493	0.026	0.000	0.313	0.515	0.169	0.002	0.102	0.277	0.354	0.266
2	0.789	0.197	0.013	0.001	0.472	0.500	0.027	0.000	0.305	0.517	0.175	0.003	0.099	0.273	0.355	0.272
3	0.783	0.202	0.014	0.001	0.463	0.508	0.028	0.001	0.297	0.519	0.181	0.003	0.096	0.269	0.355	0.278
4	0.777	0.208	0.014	0.001	0.454	0.516	0.030	0.001	0.289	0.521	0.187	0.003	0.092	0.266	0.356	0.285
5	0.771	0.213	0.015	0.001	0.445	0.523	0.032	0.001	0.282	0.522	0.193	0.003	0.089	0.262	0.357	0.291
6	0.764	0.219	0.016	0.001	0.436	0.530	0.033	0.001	0.274	0.524	0.199	0.004	0.086	0.258	0.357	0.298
7	0.758	0.224	0.017	0.001	0.427	0.538	0.035	0.001	0.266	0.525	0.205	0.004	0.083	0.254	0.357	0.304
8	0.751	0.230	0.018	0.001	0.418	0.545	0.037	0.001	0.259	0.526	0.212	0.004	0.080	0.250	0.358	0.311
9	0.745	0.236	0.019	0.001	0.409	0.552	0.039	0.001	0.251	0.526	0.218	0.004	0.078	0.245	0.358	0.318
10	0.738	0.242	0.020	0.001	0.400	0.559	0.040	0.001	0.244	0.526	0.225	0.005	0.075	0.241	0.358	0.324
11	0.731	0.247	0.021	0.001	0.391	0.566	0.042	0.001	0.237	0.527	0.231	0.005	0.072	0.237	0.358	0.331
12	0.724	0.253	0.022	0.001	0.382	0.572	0.045	0.001	0.230	0.527	0.238	0.005	0.070	0.233	0.357	0.338
13	0.717	0.259	0.023	0.001	0.373	0.579	0.047	0.001	0.223	0.526	0.245	0.006	0.067	0.229	0.357	0.345
14	0.710	0.265	0.024	0.001	0.365	0.585	0.049	0.001	0.216	0.526	0.252	0.006	0.065	0.225	0.356	0.352
15	0.702	0.271	0.025	0.001	0.356	0.591	0.051	0.001	0.210	0.525	0.259	0.006	0.062	0.221	0.356	0.359
16	0.695	0.277	0.026	0.001	0.348	0.597	0.054	0.001	0.203	0.524	0.266	0.007	0.060	0.217	0.355	0.366
17	0.688	0.283	0.028	0.002	0.339	0.603	0.056	0.002	0.197	0.522	0.274	0.007	0.058	0.213	0.354	0.373
18	0.680	0.289	0.029	0.002	0.331	0.609	0.059	0.002	0.190	0.521	0.281	0.008	0.056	0.209	0.353	0.380
19	0.673	0.295	0.030	0.002	0.322	0.614	0.061	0.002	0.184	0.519	0.288	0.008	0.054	0.205	0.352	0.387
20	0.665	0.301	0.032	0.002	0.314	0.620	0.064	0.002	0.178	0.517	0.296	0.009	0.052	0.201	0.351	0.394
21	0.657	0.307	0.033	0.002	0.306	0.625	0.067	0.002	0.172	0.515	0.303	0.009	0.050	0.196	0.350	0.401
22	0.650	0.313	0.035	0.002	0.298	0.630	0.070	0.002	0.166	0.513	0.311	0.010	0.048	0.192	0.348	0.408
23	0.642	0.320	0.036	0.002	0.290	0.634	0.073	0.002	0.161	0.510	0.319	0.011	0.046	0.188	0.347	0.415
24	0.634	0.326	0.038	0.002	0.282	0.639	0.076	0.003	0.155	0.507	0.326	0.011	0.044	0.184	0.345	0.423
25	0.626	0.332	0.040	0.003	0.275	0.643	0.079	0.003	0.150	0.504	0.334	0.012	0.042	0.180	0.343	0.430
26	0.618	0.338	0.041	0.003	0.267	0.647	0.083	0.003	0.144	0.501	0.342	0.013	0.041	0.177	0.341	0.437
27	0.610	0.344	0.043	0.003	0.259	0.651	0.086	0.003	0.139	0.498	0.350	0.013	0.039	0.173	0.339	0.444
28	0.602	0.350	0.045	0.003	0.252	0.655	0.090	0.003	0.134	0.494	0.357	0.014	0.037	0.169	0.337	0.452
29	0.594	0.356	0.047	0.003	0.245	0.658	0.093	0.004	0.129	0.490	0.365	0.015	0.036	0.165	0.335	0.459
30	0.586	0.362	0.049	0.003	0.238	0.661	0.097	0.004	0.124	0.486	0.373	0.016	0.034	0.161	0.333	0.466
31	0.578	0.368	0.051	0.004	0.231	0.664	0.101	0.004	0.120	0.482	0.381	0.017	0.033	0.157	0.330	0.473
32	0.569	0.373	0.053	0.004	0.224	0.667	0.105	0.004	0.115	0.478	0.389	0.018	0.032	0.154	0.328	0.481
33	0.561	0.379	0.055	0.004	0.217	0.669	0.109	0.005	0.111	0.473	0.397	0.019	0.030	0.150	0.325	0.488
34	0.553	0.385	0.057	0.004	0.210	0.671	0.113	0.005	0.107	0.468	0.405	0.020	0.029	0.146	0.323	0.495
35	0.544	0.391	0.060	0.005	0.204	0.673	0.118	0.005	0.102	0.464	0.413	0.021	0.028	0.143	0.320	0.502
36	0.536	0.396	0.062	0.005	0.197	0.675	0.122	0.006	0.098	0.459	0.421	0.022	0.027	0.139	0.317	0.510
37	0.528	0.402	0.065	0.005	0.191	0.677	0.126	0.006	0.094	0.453	0.428	0.024	0.025	0.135	0.314	0.517
38	0.519	0.407	0.067	0.006	0.185	0.678	0.131	0.006	0.091	0.448	0.436	0.025	0.024	0.132	0.311	0.524
39	0.511	0.413	0.070	0.006	0.179	0.679	0.136	0.007	0.087	0.443	0.444	0.026	0.023	0.128	0.308	0.531
40	0.503	0.418	0.072	0.006	0.173	0.679	0.140	0.007	0.083	0.437	0.452	0.028	0.022	0.125	0.305	0.538
41	0.494	0.423	0.075	0.007	0.167	0.680	0.145	0.008	0.080	0.431	0.459	0.029	0.021	0.122	0.302	0.545
42	0.486	0.429	0.078	0.007	0.161	0.680	0.150	0.008	0.077	0.425	0.467	0.031	0.020	0.118	0.299	0.552
43	0.478	0.434	0.081	0.007	0.156	0.680	0.155	0.009	0.073	0.420	0.474	0.032	0.019	0.115	0.296	0.559
44	0.469	0.439	0.084	0.008	0.150	0.680	0.161	0.009	0.070	0.414	0.482	0.034	0.018	0.112	0.292	0.566
45	0.461	0.443	0.087	0.008	0.145	0.679	0.166	0.010	0.067	0.407	0.489	0.036	0.018	0.109	0.289	0.573
46	0.452	0.448	0.090	0.009	0.140	0.678	0.171	0.011	0.064	0.401	0.496	0.037	0.017	0.106	0.285	0.579
47	0.444	0.453	0.093	0.009	0.135	0.677	0.177	0.011	0.061	0.395	0.504	0.039	0.016	0.103	0.282	0.586
48	0.436	0.457	0.096	0.010	0.130	0.676	0.182	0.012	0.059	0.389	0.511	0.041	0.015	0.100	0.278	0.593
49	0.428	0.461	0.100	0.010	0.125	0.674	0.188	0.013	0.056	0.382	0.518	0.043	0.015	0.097	0.274	0.599
50	0.419	0.466	0.103	0.011	0.120	0.672	0.194	0.013	0.053	0.376	0.525	0.045	0.014	0.094	0.271	0.606
51	0.411	0.470	0.106	0.012	0.116	0.670	0.199	0.014	0.051	0.369	0.531	0.048	0.013	0.091	0.267	0.612
52	0.403	0.474	0.110	0.012	0.111	0.668	0.205	0.015	0.049	0.362	0.538	0.050	0.013	0.088	0.263	0.619
53	0.395	0.477	0.114	0.013	0.107	0.665	0.211	0.016	0.046	0.356	0.544	0.052	0.012	0.086	0.260	0.625
54	0.387	0.481	0.117	0.014	0.103	0.662	0.217	0.017	0.044	0.349	0.551	0.055	0.011	0.083	0.256	0.631
55	0.379	0.484	0.121	0.014	0.099	0.659	0.223	0.018	0.042	0.342	0.557	0.057	0.011	0.080	0.252	0.637
56	0.371	0.488	0.125	0.015	0.095	0.656	0.230	0.019	0.040	0.336	0.563	0.060	0.010	0.078	0.248	0.644
57	0.363	0.491	0.129	0.016	0.091	0.653	0.236	0.020	0.038	0.329	0.569	0.063	0.010	0.075	0.244	0.649
58	0.355	0.494	0.133	0.017	0.087	0.649	0.242	0.021	0.036	0.322	0.574	0.066	0.009	0.073	0.240	0.655
59	0.347	0.497	0.137	0.017	0.084	0.645	0.248	0.022	0.034	0.315	0.580	0.068	0.009	0.071	0.236	0.661
60	0.340	0.499	0.141	0.018	0.080	0.641	0.255	0.023	0.033	0.309	0.585	0.071	0.008	0.068	0.232	0.667
61	0.332	0.502	0.145	0.019	0.077	0.636	0.261	0.024	0.031	0.302	0.590	0.075	0.008	0.066	0.228	0.672
62	0.324	0.504	0.149	0.020	0.074	0.632	0.268	0.026	0.029	0.295	0.595	0.078	0.008	0.064	0.224	0.678
63	0.317	0.506	0.153	0.021	0.070	0.627	0.274	0.027	0.028	0.288	0.600	0.081	0.007	0.062	0.220	0.683
64	0.309	0.508	0.158	0.022	0.067	0.622	0.281	0.028	0.026	0.282	0.605	0.084	0.007	0.059	0.216	0.688
65	0.301	0.510	0.162	0.023	0.064	0.617	0.285	0.029	0.025	0.276	0.610	0.087	0.007	0.057	0.212	0.693
66	0.293	0.512	0.166	0.024	0.061	0.612	0.289	0.030	0.024	0.270	0.615	0.089	0.007	0.055	0.208	0.698
67	0.285	0.514	0.170	0.025	0.058	0.607	0.293	0.031	0.023	0.264	0.620	0.091	0.007	0.053	0.204	0.703
68	0.277	0.516	0.174	0.026	0.055	0.602	0.297	0.032	0.022	0.258	0.625	0.093	0.007	0.051	0.200	0.708
69	0.269	0.518	0.178	0.027	0.052	0.597	0.301	0.033	0.021	0.252	0.630	0.095	0.007	0.049	0.196	0.713
70	0.261															

Transition matrices giving estimates of healthy life expectancy for hampering health (HH) condition for men									
I.State	None/Slight			Some			Severe		
E.State	N/S	Some	Severe	N/S	Some	Severe	N/S	Some	Severe
Age									
0	0.998	0.001	0.000	0.708	0.263	0.028	0.284	0.277	0.418
1	0.998	0.002	0.000	0.704	0.267	0.029	0.283	0.277	0.419
2	0.998	0.002	0.000	0.699	0.271	0.030	0.281	0.277	0.421
3	0.998	0.002	0.000	0.694	0.274	0.031	0.279	0.276	0.423
4	0.998	0.002	0.000	0.689	0.278	0.032	0.278	0.276	0.425
5	0.998	0.002	0.000	0.684	0.282	0.033	0.276	0.276	0.426
6	0.997	0.002	0.000	0.679	0.286	0.034	0.274	0.275	0.428
7	0.997	0.003	0.000	0.674	0.290	0.035	0.273	0.275	0.430
8	0.997	0.003	0.000	0.669	0.294	0.036	0.271	0.275	0.431
9	0.997	0.003	0.000	0.664	0.298	0.037	0.269	0.275	0.433
10	0.996	0.003	0.000	0.659	0.302	0.038	0.268	0.274	0.435
11	0.996	0.003	0.000	0.654	0.306	0.039	0.266	0.274	0.437
12	0.996	0.004	0.001	0.648	0.310	0.040	0.264	0.273	0.438
13	0.995	0.004	0.001	0.643	0.314	0.041	0.263	0.273	0.440
14	0.995	0.004	0.001	0.638	0.318	0.043	0.261	0.273	0.442
15	0.995	0.004	0.001	0.633	0.322	0.044	0.259	0.272	0.443
16	0.994	0.005	0.001	0.627	0.326	0.045	0.258	0.272	0.445
17	0.994	0.005	0.001	0.622	0.330	0.046	0.256	0.272	0.447
18	0.994	0.005	0.001	0.617	0.334	0.048	0.255	0.271	0.448
19	0.993	0.006	0.001	0.611	0.337	0.049	0.253	0.271	0.450
20	0.993	0.006	0.001	0.606	0.341	0.051	0.251	0.271	0.452
21	0.992	0.007	0.001	0.601	0.345	0.052	0.250	0.270	0.454
22	0.991	0.007	0.001	0.595	0.349	0.053	0.248	0.270	0.455
23	0.991	0.008	0.001	0.590	0.353	0.055	0.247	0.269	0.457
24	0.990	0.008	0.001	0.584	0.357	0.056	0.245	0.269	0.459
25	0.990	0.009	0.002	0.579	0.361	0.058	0.244	0.268	0.460
26	0.989	0.009	0.002	0.573	0.364	0.060	0.242	0.268	0.462
27	0.988	0.010	0.002	0.568	0.368	0.061	0.240	0.268	0.464
28	0.987	0.010	0.002	0.562	0.372	0.063	0.239	0.267	0.465
29	0.986	0.011	0.002	0.557	0.376	0.064	0.237	0.267	0.467
30	0.986	0.012	0.002	0.551	0.379	0.066	0.236	0.266	0.469
31	0.985	0.013	0.002	0.546	0.383	0.068	0.234	0.266	0.470
32	0.984	0.013	0.003	0.540	0.387	0.070	0.233	0.265	0.472
33	0.983	0.014	0.003	0.535	0.390	0.072	0.231	0.265	0.474
34	0.981	0.015	0.003	0.529	0.394	0.073	0.230	0.264	0.475
35	0.980	0.016	0.003	0.524	0.397	0.075	0.228	0.264	0.477
36	0.979	0.017	0.004	0.518	0.401	0.077	0.227	0.263	0.478
37	0.978	0.018	0.004	0.512	0.404	0.079	0.225	0.263	0.480
38	0.976	0.019	0.004	0.507	0.408	0.081	0.224	0.262	0.482
39	0.975	0.020	0.004	0.501	0.411	0.083	0.222	0.262	0.483
40	0.974	0.021	0.005	0.496	0.414	0.085	0.221	0.261	0.485
41	0.972	0.022	0.005	0.490	0.418	0.087	0.219	0.261	0.487
42	0.970	0.023	0.005	0.484	0.421	0.089	0.218	0.260	0.488
43	0.969	0.025	0.006	0.479	0.424	0.092	0.216	0.260	0.490
44	0.967	0.026	0.006	0.473	0.427	0.094	0.215	0.259	0.491
45	0.965	0.027	0.007	0.468	0.430	0.096	0.213	0.259	0.493
46	0.963	0.029	0.007	0.462	0.433	0.098	0.212	0.258	0.495
47	0.961	0.030	0.007	0.457	0.436	0.101	0.210	0.258	0.496
48	0.959	0.032	0.008	0.451	0.439	0.103	0.209	0.257	0.498
49	0.956	0.033	0.008	0.446	0.442	0.105	0.208	0.257	0.499
50	0.954	0.035	0.009	0.440	0.445	0.108	0.206	0.256	0.501
51	0.952	0.037	0.010	0.434	0.448	0.110	0.205	0.255	0.503
52	0.949	0.039	0.010	0.429	0.450	0.113	0.203	0.255	0.504
53	0.946	0.041	0.011	0.423	0.453	0.115	0.202	0.254	0.506
54	0.944	0.042	0.012	0.418	0.456	0.118	0.200	0.254	0.507
55	0.941	0.044	0.012	0.413	0.458	0.120	0.199	0.253	0.509
56	0.938	0.046	0.013	0.407	0.461	0.123	0.198	0.253	0.510
57	0.934	0.049	0.014	0.402	0.463	0.126	0.196	0.252	0.512
58	0.931	0.051	0.015	0.396	0.465	0.128	0.195	0.251	0.514
59	0.928	0.053	0.016	0.391	0.468	0.131	0.194	0.251	0.515
60	0.924	0.055	0.016	0.386	0.470	0.134	0.192	0.250	0.517
61	0.921	0.058	0.017	0.380	0.472	0.137	0.191	0.250	0.518
62	0.917	0.060	0.018	0.375	0.474	0.140	0.189	0.249	0.520
63	0.913	0.063	0.019	0.370	0.476	0.142	0.188	0.248	0.521
64	0.909	0.065	0.021	0.364	0.478	0.145	0.187	0.248	0.523
65	0.905	0.064	0.021	0.358	0.481	0.148	0.186	0.248	0.525
66	0.898	0.069	0.023	0.352	0.484	0.151	0.185	0.248	0.527
67	0.890	0.073	0.025	0.346	0.487	0.154	0.184	0.248	0.529
68	0.882	0.078	0.027	0.340	0.490	0.157	0.183	0.248	0.531
69	0.874	0.082	0.030	0.334	0.493	0.160	0.182	0.248	0.533
70	0.865	0.087	0.032	0.328	0.496	0.163	0.181	0.248	0.535
71	0.856	0.092	0.035	0.322	0.499	0.166	0.180	0.248	0.537
72	0.846	0.098	0.038	0.316	0.502	0.169	0.179	0.248	0.539
73	0.836	0.103	0.040	0.310	0.505	0.172	0.178	0.248	0.541
74	0.825	0.108	0.043	0.304	0.508	0.175	0.177	0.248	0.543
75	0.814	0.114	0.047	0.298	0.511	0.178	0.176	0.248	0.545
76	0.803	0.119	0.050	0.292	0.514	0.181	0.175	0.248	0.547
77	0.791	0.125	0.053	0.286	0.517	0.184	0.174	0.248	0.549
78	0.778	0.130	0.057	0.280	0.520	0.187	0.173	0.248	0.551
79	0.766	0.136	0.061	0.274	0.523	0.190	0.172	0.248	0.553
80	0.753	0.141	0.065	0.268	0.526	0.193	0.171	0.248	0.555
81	0.739	0.147	0.069	0.262	0.529	0.196	0.170	0.248	0.557
82	0.725	0.152	0.073	0.256	0.532	0.199	0.169	0.248	0.559
83	0.711	0.158	0.077	0.250	0.535	0.202	0.168	0.248	0.561
84	0.697	0.163	0.082	0.244	0.538	0.205	0.167	0.248	0.563
85	0.682	0.168	0.086	0.238	0.541	0.208	0.166	0.248	0.565
86	0.667	0.174	0.091	0.232	0.544	0.211	0.165	0.248	0.567
87	0.651	0.179	0.096	0.226	0.547	0.214	0.164	0.248	0.569
88	0.636	0.183	0.100	0.220	0.550	0.217	0.163	0.248	0.571
89	0.620	0.188	0.105	0.214	0.553	0.220	0.162	0.248	0.573
90	0.604	0.192	0.110	0.208	0.556	0.223	0.161	0.248	0.575
91	0.587	0.197	0.115	0.202	0.559	0.226	0.160	0.248	0.577
92	0.571	0.201	0.120	0.196	0.562	0.229	0.159	0.248	0.579
93	0.554	0.204	0.125	0.190	0.565	0.232	0.158	0.248	0.581
94	0.538	0.208	0.129	0.184	0.568	0.235	0.157	0.248	0.583
95	0.521	0.211	0.134	0.178	0.571	0.238	0.156	0.248	0.585
96	0.504	0.213	0.139	0.172	0.574	0.241	0.155	0.248	0.587
97	0.488	0.216	0.144	0.166	0.577	0.244	0.154	0.248	0.589
98	0.471	0.218	0.148	0.160	0.580	0.247	0.153	0.248	0.591
99	0.454	0.219	0.152	0.154	0.583	0.250	0.152	0.248	0.593

Transition matrices giving estimates of healthy life expectancy for hampering health (HH) condition for women									
I.State	None/Slight			Some			Severe		
E.State	N/S	Some	Severe	N/S	Some	Severe	N/S	Some	Severe
Age									
0	0.999	0.001	0.000	0.694	0.275	0.031	0.249	0.270	0.454
1	0.998	0.001	0.000	0.689	0.279	0.032	0.248	0.270	0.456
2	0.998	0.002	0.000	0.684	0.283	0.033	0.246	0.269	0.458
3	0.998	0.002	0.000	0.679	0.287	0.034	0.244	0.269	0.459
4	0.998	0.002	0.000	0.674	0.291	0.035	0.243	0.268	0.461
5	0.998	0.002	0.000	0.669	0.294	0.036	0.241	0.268	0.463
6	0.998	0.002	0.000	0.663	0.298	0.037	0.240	0.267	0.464
7	0.997	0.002	0.000	0.658	0.302	0.038	0.238	0.267	0.466
8	0.997	0.002	0.000	0.653	0.306	0.039	0.237	0.267	0.468
9	0.997	0.003	0.000	0.648	0.310	0.040	0.235	0.266	0.469
10	0.997	0.003	0.000	0.643	0.314	0.041	0.234	0.266	0.471
11	0.996	0.003	0.000	0.638	0.318	0.043	0.232	0.265	0.473
12	0.996	0.003	0.000	0.632	0.322	0.044	0.231	0.265	0.474
13	0.996	0.004	0.001	0.627	0.326	0.045	0.229	0.264	0.476
14	0.996	0.004	0.001	0.622	0.330	0.047	0.228	0.264	0.477
15	0.995	0.004	0.001	0.616	0.334	0.048	0.226	0.263	0.479
16	0.995	0.004	0.001	0.611	0.338	0.049	0.225	0.263	0.481
17	0.995	0.005	0.001	0.606	0.342	0.051	0.223	0.262	0.482
18	0.994	0.005	0.001	0.600	0.346	0.052	0.222	0.262	0.484
19	0.994	0.005	0.001	0.595	0.349	0.054	0.220	0.261	0.486
20	0.993	0.006	0.001	0.589	0.353	0.055	0.219	0.261	0.487
21	0.993	0.006	0.001	0.584	0.357	0.057	0.217	0.260	0.489
22	0.992	0.007	0.001	0.578	0.361	0.058	0.216	0.260	0.490
23	0.992	0.007	0.001	0.573	0.365	0.060	0.214	0.259	0.492
24	0.991	0.007	0.001	0.567	0.368	0.061	0.213	0.259	0.494
25	0.990	0.008	0.001	0.562	0.372	0.063	0.211	0.258	0.495
26	0.990	0.009	0.002	0.556	0.376	0.065	0.210	0.257	0.497
27	0.989	0.009	0.002	0.551	0.380	0.066	0.208	0.257	0.498
28	0.988	0.010	0.002	0.545	0.383	0.068	0.207	0.256	0.500
29	0.988	0.010	0.002	0.540	0.387	0.070	0.206	0.256	0.502
30	0.987	0.011	0.002	0.534	0.390	0.072	0.204	0.255	0.503
31	0.986	0.012	0.002	0.529	0.394	0.074	0.203	0.255	0.505
32	0.985	0.012	0.002	0.523	0.397	0.075	0.201	0.254	0.506
33	0.984	0.013	0.003	0.518	0.401	0.077	0.200	0.254	0.508
34	0.983	0.014	0.003	0.512	0.404	0.079	0.198	0.253	0.510
35	0.982	0.015	0.003	0.506	0.408	0.081	0.197	0.252	0.511
36	0.981	0.016	0.003	0.501	0.411	0.083	0.196	0.252	0.513
37	0.979	0.017	0.003	0.495	0.415	0.085	0.194	0.251	0.514
38	0.978	0.018	0.004	0.490	0.418	0.087	0.193	0.251	0.516
39	0.977	0.019	0.004	0.484	0.421	0.090	0.192	0.250	0.517
40	0.975	0.020	0.004	0.478	0.424	0.092	0.190	0.249	0.519
41	0.974	0.021	0.005	0.473	0.427	0.094	0.189	0.249	0.520
42	0.972	0.022	0.005	0.467	0.430	0.096	0.188	0.248	0.522
43	0.971	0.023	0.005	0.462	0.434	0.098	0.186	0.247	0.523
44	0.969	0.024	0.006	0.456	0.436	0.101	0.185	0.247	0.525
45	0.967	0.026	0.006	0.451	0.439	0.103	0.184	0.246	0.526
46	0.965	0.027	0.006	0.445	0.442	0.106	0.182	0.246	0.528
47	0.964	0.028	0.007	0.440	0.445	0.108	0.181	0.245	0.529
48	0.961	0.030	0.007	0.434	0.448	0.110	0.180	0.244	0.531
49	0.959	0.031	0.008	0.429	0.451	0.113	0.178	0.244	0.532
50	0.957	0.033	0.008	0.423	0.453	0.115	0.177	0.243	0.534
51	0.955	0.035	0.009	0.418	0.456	0.118	0.176	0.242	0.535
52	0.952	0.036	0.009	0.412	0.458	0.121	0.174	0.242	0.537
53	0.950	0.038	0.010	0.407	0.461	0.123	0.173	0.241	0.538
54	0.947	0.040	0.011	0.401	0.463	0.126	0.172	0.240	0.540
55	0.944	0.042	0.011	0.396	0.466	0.129	0.171	0.240	0.541
56	0.942	0.044	0.012	0.391	0.468	0.131	0.169	0.239	0.542
57	0.939	0.046	0.013	0.385	0.470	0.134	0.168	0.238	0.544
58	0.935	0.048	0.014	0.380	0.472	0.137	0.167	0.238	0.545
59	0.932	0.050	0.014	0.374	0.474	0.140	0.166	0.237	0.547
60	0.929	0.052	0.015	0.369	0.476	0.143	0.164	0.236	0.548
61	0.925	0.055	0.016	0.364	0.478	0.146	0.163	0.236	0.550
62	0.922	0.057	0.017	0.359	0.480	0.149	0.162	0.235	0.551
63	0.918	0.059	0.018	0.353	0.482	0.152	0.161	0.234	0.552
64	0.914	0.062	0.019	0.348	0.483	0.155	0.159	0.233	0.554
65	0.896	0.070	0.024	0.414	0.406	0.151	0.167	0.186	0.557
66	0.888	0.075	0.026	0.406	0.408	0.155	0.161	0.183	0.562
67	0.880	0.079	0.028	0.398	0.411	0.159	0.155	0.179	0.567
68	0.871	0.084	0.030	0.390	0.413	0.164	0.149	0.176	0.572
69	0.862	0.089	0.033	0.382	0.415	0.168	0.143	0.173	0.576
70	0.853	0.094	0.036	0.374	0.417	0.172	0.137	0.170	0.580
71	0.843	0.099	0.038	0.366	0.419	0.177	0.132	0.166	0.584
72	0.832	0.104	0.041	0.358	0.421	0.181	0.127	0.163	0.588
73	0.822	0.110	0.044	0.350	0.422	0.186	0.122	0.160	0.591
74	0.811	0.115	0.048	0.343	0.424	0.190	0.117	0.156	0.594
75	0.799	0.121	0.051	0.335	0.425	0.194	0.112	0.153	0.597
76	0.787	0.126	0.055	0.327	0.426	0.199	0.107	0.149	0.599
77	0.775	0.132	0.058	0.320	0.427	0.204	0.103	0.146	0.602
78	0.762	0.137	0.062	0.312	0.427	0.208	0.098	0.143	0.604
79	0.749	0.143	0.066	0.305	0.428	0.213	0.094	0.139	0.605
80	0.735	0.149	0.070	0.298	0.428	0.217	0.090	0.136	0.607
81	0.721	0.154	0.074	0.290	0.429	0.222	0.086	0.132	0.608
82	0.707	0.160	0.079	0.283	0.429	0.227	0.082	0.129	0.608
83	0.692	0.165	0.083	0.276	0.428	0.231	0.078	0.125	0.609
84	0.677	0.170	0.088	0.269	0.428	0.236	0.075	0.122	0.609
85	0.662	0.175	0.092	0.262	0.428	0.240	0.071	0.119	0.609
86	0.647	0.180	0.097	0.256	0.427	0.245	0.068	0.115	0.609
87	0.631	0.185	0.102	0.249	0.426	0.250	0.065	0.112	0.608
88	0.615	0.189	0.107	0.242	0.425	0.254	0.062	0.109	0.607
89	0.599	0.194	0.111	0.236	0.424	0.259	0.059	0.105	0.606
90	0.582	0.198	0.116	0.229	0.423	0.263	0.056	0.102	0.604
91	0.566	0.202	0.121	0.223	0.421	0.268	0.053	0.099	0.602
92	0.549	0.205	0.126	0.217	0.420	0.272	0.050	0.096	0.600
93	0.533	0.209	0.131	0.211	0.418	0.277	0.048	0.093	0.598
94	0.516	0.211	0.136	0.205	0.416	0.281	0.045	0.089	0.595
95	0.499	0.214	0.140	0.199	0.414	0.285	0.043	0.086	0.592
96	0.482	0.216	0.145	0.193	0.412	0.289	0.041	0.083	0.589
97	0.466	0.218	0.149	0.187	0.409	0.294	0.039	0.081	0.585
98	0.449	0.220	0.154	0.182	0.407	0.298	0.037	0.078	0.581
99	0.433	0.221	0.158	0.176	0.404	0.302	0.035	0.075	0.577



## A1.8 Portugal

Expected time spent in each health state for self-reported health (SAH) for men																
L.State	Very Good				Good				Fair				Bad/Very Bad			
E.State	VG	G	F	B/VB	VG	G	F	B/VB	VG	G	F	B/VB	VG	G	F	B/VB
Age																
0	5.90	36.41	21.64	18.87	5.35	36.99	21.63	18.86	5.09	36.73	22.12	18.88	4.73	35.73	22.56	19.64
1	5.62	35.74	21.59	18.86	5.07	36.32	21.58	18.86	4.81	36.04	22.09	18.88	4.46	35.01	22.52	19.65
2	5.35	35.07	21.54	18.86	4.80	35.65	21.53	18.85	4.55	35.34	22.06	18.88	4.21	34.28	22.47	19.67
3	5.10	34.39	21.48	18.85	4.55	34.97	21.48	18.85	4.30	34.64	22.02	18.88	3.97	33.55	22.43	19.68
4	4.85	33.70	21.42	18.85	4.30	34.28	21.42	18.84	4.05	33.93	21.98	18.87	3.73	32.81	22.37	19.70
5	4.62	33.01	21.36	18.84	4.06	33.59	21.36	18.84	3.82	33.21	21.93	18.87	3.51	32.07	22.32	19.72
6	4.39	32.31	21.29	18.84	3.83	32.89	21.29	18.83	3.60	32.49	21.89	18.87	3.30	31.32	22.26	19.73
7	4.17	31.61	21.22	18.83	3.61	32.19	21.23	18.82	3.39	31.76	21.84	18.87	3.10	30.56	22.19	19.75
8	3.96	30.91	21.14	18.83	3.40	31.48	21.16	18.82	3.18	31.02	21.78	18.86	2.90	29.80	22.12	19.76
9	3.76	30.20	21.06	18.82	3.20	30.77	21.08	18.81	2.99	30.29	21.72	18.86	2.72	29.03	22.05	19.78
10	3.57	29.49	20.98	18.81	3.01	30.06	21.00	18.80	2.80	29.54	21.66	18.85	2.54	28.27	21.97	19.79
11	3.39	28.78	20.89	18.80	2.83	29.34	20.91	18.79	2.63	28.80	21.59	18.85	2.38	27.50	21.88	19.81
12	3.21	28.06	20.80	18.79	2.65	28.62	20.82	18.79	2.46	28.05	21.51	18.84	2.22	26.72	21.78	19.82
13	3.05	27.35	20.69	18.78	2.49	27.90	20.73	18.78	2.30	27.30	21.43	18.84	2.07	25.95	21.68	19.84
14	2.89	26.63	20.59	18.77	2.33	27.18	20.63	18.76	2.15	26.55	21.35	18.83	1.93	25.18	21.57	19.85
15	2.74	25.92	20.47	18.76	2.18	26.46	20.52	18.75	2.01	25.80	21.25	18.83	1.79	24.40	21.46	19.87
16	2.59	25.20	20.36	18.75	2.04	25.73	20.40	18.74	1.87	25.05	21.15	18.82	1.66	23.63	21.33	19.88
17	2.46	24.49	20.23	18.73	1.91	25.01	20.28	18.72	1.74	24.30	21.05	18.81	1.55	22.86	21.20	19.89
18	2.33	23.78	20.10	18.72	1.78	24.29	20.16	18.71	1.62	23.55	20.94	18.80	1.43	22.10	21.06	19.90
19	2.20	23.08	19.96	18.70	1.66	23.58	20.02	18.69	1.51	22.81	20.81	18.79	1.33	21.34	20.91	19.91
20	2.08	22.37	19.81	18.68	1.55	22.86	19.88	18.67	1.40	22.06	20.69	18.78	1.23	20.58	20.75	19.91
21	1.97	21.68	19.65	18.66	1.44	22.15	19.74	18.65	1.30	21.33	20.55	18.76	1.13	19.83	20.58	19.92
22	1.87	20.98	19.49	18.63	1.34	21.45	19.58	18.63	1.20	20.59	20.40	18.75	1.05	19.08	20.40	19.92
23	1.77	20.30	19.32	18.61	1.24	20.75	19.42	18.61	1.11	19.87	20.25	18.73	0.97	18.35	20.21	19.93
24	1.67	19.62	19.14	18.58	1.15	20.05	19.24	18.58	1.03	19.15	20.09	18.71	0.89	17.62	20.00	19.92
25	1.59	18.95	18.95	18.55	1.07	19.37	19.06	18.55	0.95	18.44	19.91	18.69	0.82	16.90	19.79	19.92
26	1.50	18.29	18.75	18.52	0.99	18.69	18.88	18.52	0.87	17.73	19.73	18.67	0.75	16.20	19.57	19.91
27	1.42	17.63	18.55	18.48	0.92	18.02	18.68	18.49	0.81	17.04	19.54	18.64	0.69	15.50	19.33	19.90
28	1.35	16.99	18.34	18.44	0.85	17.36	18.47	18.45	0.74	16.35	19.34	18.61	0.63	14.82	19.09	19.89
29	1.28	16.35	18.11	18.40	0.78	16.71	18.26	18.41	0.68	15.68	19.13	18.58	0.58	14.15	18.83	19.87
30	1.21	15.73	17.88	18.35	0.72	16.07	18.04	18.37	0.63	15.02	18.91	18.55	0.53	13.49	18.56	19.85
31	1.15	15.12	17.64	18.30	0.67	15.44	17.81	18.32	0.58	14.37	18.68	18.51	0.49	12.85	18.28	19.83
32	1.09	14.52	17.40	18.25	0.61	14.82	17.57	18.27	0.53	13.73	18.43	18.47	0.44	12.23	17.99	19.80
33	1.04	13.94	17.14	18.19	0.56	14.21	17.32	18.21	0.48	13.11	18.18	18.42	0.40	11.62	17.69	19.76
34	0.98	13.37	16.88	18.13	0.52	13.62	17.06	18.15	0.44	12.51	17.92	18.37	0.37	11.02	17.38	19.72
35	0.94	12.81	16.60	18.06	0.48	13.04	16.80	18.09	0.40	11.91	17.65	18.32	0.34	10.45	17.06	19.67
36	0.89	12.27	16.32	17.99	0.44	12.48	16.53	18.02	0.37	11.34	17.37	18.26	0.31	9.89	16.72	19.62
37	0.85	11.74	16.04	17.91	0.40	11.93	16.25	17.95	0.34	10.78	17.08	18.20	0.28	9.35	16.38	19.56
38	0.81	11.23	15.74	17.83	0.37	11.40	15.96	17.87	0.31	10.23	16.78	18.13	0.25	8.83	16.04	19.49
39	0.77	10.73	15.44	17.74	0.34	10.88	15.67	17.78	0.28	9.70	16.48	18.05	0.23	8.33	15.68	19.42
40	0.73	10.25	15.14	17.65	0.31	10.37	15.37	17.69	0.25	9.19	16.16	17.97	0.21	7.85	15.32	19.34
41	0.70	9.78	14.83	17.55	0.28	9.88	15.06	17.60	0.23	8.70	15.84	17.88	0.19	7.38	14.95	19.25
42	0.67	9.33	14.51	17.44	0.26	9.41	14.75	17.50	0.21	8.22	15.51	17.79	0.17	6.94	14.57	19.16
43	0.64	8.89	14.19	17.33	0.24	8.95	14.43	17.39	0.19	7.77	15.18	17.69	0.16	6.51	14.19	19.05
44	0.61	8.47	13.86	17.21	0.22	8.51	14.11	17.28	0.17	7.33	14.84	17.59	0.14	6.11	13.80	18.94
45	0.59	8.07	13.53	17.09	0.20	8.09	13.79	17.16	0.16	6.90	14.50	17.47	0.13	5.72	13.42	18.82
46	0.56	7.68	13.20	16.99	0.18	7.68	13.46	17.03	0.14	6.50	14.15	17.35	0.12	5.35	13.03	18.70
47	0.54	7.31	12.87	16.82	0.16	7.28	13.13	16.90	0.13	6.11	13.80	17.23	0.10	5.00	12.63	18.56
48	0.52	6.95	12.54	16.67	0.15	6.91	12.80	16.76	0.12	5.74	13.44	17.10	0.10	4.67	12.24	18.42
49	0.50	6.61	12.20	16.52	0.14	6.55	12.46	16.61	0.11	5.39	13.08	16.95	0.09	4.35	11.85	18.27
50	0.48	6.29	11.86	16.36	0.12	6.20	12.13	16.46	0.10	5.05	12.72	16.81	0.08	4.05	11.46	18.11
51	0.46	5.98	11.53	16.20	0.11	5.87	11.79	16.30	0.09	4.73	12.36	16.65	0.07	3.77	11.07	17.94
52	0.44	5.68	11.19	16.03	0.10	5.55	11.46	16.13	0.08	4.43	12.00	16.49	0.06	3.50	10.68	17.76
53	0.43	5.40	10.86	15.85	0.09	5.25	11.12	15.96	0.07	4.14	11.65	16.32	0.06	3.25	10.29	17.58
54	0.41	5.13	10.53	15.67	0.08	4.96	10.79	15.78	0.07	3.87	11.29	16.15	0.05	3.02	9.91	17.38
55	0.40	4.87	10.20	15.47	0.08	4.69	10.46	15.59	0.06	3.61	10.93	15.96	0.05	2.80	9.54	17.18
56	0.38	4.63	9.88	15.28	0.07	4.43	10.13	15.40	0.05	3.37	10.58	15.77	0.04	2.59	9.17	16.97
57	0.37	4.40	9.55	15.07	0.06	4.18	9.80	15.20	0.05	3.14	10.23	15.58	0.04	2.40	8.80	16.76
58	0.36	4.18	9.23	14.86	0.06	3.95	9.48	14.99	0.04	2.93	9.88	15.37	0.04	2.22	8.44	16.54
59	0.35	3.97	8.92	14.64	0.05	3.73	9.16	14.78	0.04	2.72	9.54	15.16	0.03	2.05	8.09	16.31
60	0.34	3.77	8.61	14.42	0.05	3.51	8.85	14.56	0.04	2.53	9.20	14.94	0.03	1.89	7.75	16.07
61	0.32	3.59	8.31	14.19	0.04	3.31	8.54	14.34	0.03	2.35	8.87	14.72	0.03	1.74	7.41	15.82
62	0.31	3.41	8.01	13.96	0.04	3.13	8.24	14.11	0.03	2.18	8.55	14.49	0.02	1.61	7.08	15.57
63	0.30	3.25	7.71	13.72	0.04	2.95	7.94	13.87	0.03	2.03	8.22	14.25	0.02	1.48	6.76	15.32
64	0.30	3.09	7.43	13.47	0.03	2.78	7.64	13.63	0.02	1.88	7.91	14.01	0.02	1.36	6.45	15.05
65	0.29	2.94	7.15	13.22	0.03	2.62	7.36	13.38	0.02	1.74	7.60	13.76	0.02	1.25	6.15	14.79
66	0.28	2.80	6.87	12.96	0.03	2.47	7.08	13.12	0.02	1.61	7.30	13.51	0.02	1.15	5.85	14.51
67	0.27	2.67	6.60	12.70	0.02	2.33	6.80	12.86	0.02	1.49	7.01	13.25	0.02	1.06	5.56	14.23
68	0.26	2.55	6.34	12.43	0.02	2.19	6.53	12.60	0.02	1.38	6.72	12.98	0.01	0.97	5.29	13.95
69	0.25	2.43	6.09	12.16	0.02	2.07	6.27	12.33	0.01	1.28	6.44	12.71	0.01	0.89	5.02	13.66
70	0.25	2.32	5.84	11.88	0.02	1.95	6.01	12.05	0.01	1.18	6.17	12.44	0.01	0.81	4.76	13.36
71	0.24	2.22	5.60	11.59	0.02	1.84	5.76	11.77	0.01	1.09	5.90	12.15	0.01	0.75	4.51	13.06
72	0.23	2.12	5.36	11.30	0.01	1.73	5.52	11.48	0.01	1.01	5.64	11.87	0.01	0.68	4.26	12.75

Expected time spent in each health state for self-reported health (SAH) for women																
U.State E.State	Very Good				Good				Fair				Bad/Very Bad			
	VG	G	F	B/VB	VG	G	F	B/VB	VG	G	F	B/VB	VG	G	F	B/VB
Age																
0	7.55	39.28	19.34	17.03	7.10	39.78	19.31	17.02	6.79	39.65	19.74	17.04	6.28	38.57	20.23	17.89
1	7.22	38.66	19.30	17.03	6.76	39.16	19.28	17.02	6.46	39.01	19.72	17.04	5.96	37.89	20.20	17.91
2	6.90	38.02	19.26	17.02	6.43	38.54	19.24	17.01	6.14	38.35	19.69	17.03	5.65	37.21	20.17	17.93
3	6.59	37.38	19.22	17.02	6.12	37.90	19.20	17.01	5.83	37.69	19.67	17.03	5.35	36.51	20.13	17.95
4	6.29	36.73	19.18	17.02	5.81	37.25	19.16	17.01	5.53	37.03	19.64	17.03	5.06	35.80	20.10	17.97
5	6.00	36.08	19.14	17.01	5.52	36.60	19.11	17.00	5.24	36.35	19.61	17.03	4.78	35.09	20.06	17.99
6	5.72	35.41	19.09	17.01	5.24	35.94	19.06	17.00	4.96	35.66	19.58	17.02	4.51	34.37	20.02	18.00
7	5.45	34.74	19.04	17.00	4.96	35.27	19.02	16.99	4.69	34.97	19.55	17.02	4.26	33.63	19.97	18.02
8	5.19	34.06	18.98	17.00	4.70	34.60	18.96	16.99	4.43	34.27	19.51	17.02	4.01	32.90	19.92	18.04
9	4.94	33.38	18.93	16.99	4.45	33.92	18.91	16.98	4.19	33.56	19.47	17.02	3.78	32.15	19.87	18.06
10	4.69	32.69	18.87	16.99	4.20	33.23	18.85	16.97	3.95	32.85	19.43	17.01	3.55	31.40	19.81	18.08
11	4.46	32.00	18.80	16.98	3.97	32.54	18.79	16.97	3.72	32.13	19.39	17.01	3.33	30.64	19.75	18.10
12	4.24	31.30	18.74	16.97	3.75	31.84	18.72	16.96	3.50	31.40	19.34	17.01	3.13	29.88	19.69	18.12
13	4.03	30.60	18.66	16.97	3.53	31.14	18.65	16.95	3.29	30.67	19.29	17.00	2.93	29.11	19.61	18.14
14	3.82	29.89	18.59	16.96	3.33	30.43	18.58	16.94	3.09	29.94	19.23	17.00	2.74	28.33	19.54	18.16
15	3.63	29.18	18.51	16.95	3.13	29.72	18.50	16.94	2.90	29.20	19.17	16.99	2.56	27.56	19.45	18.18
16	3.44	28.47	18.42	16.94	2.94	29.00	18.42	16.93	2.72	28.45	19.11	16.99	2.39	26.78	19.36	18.20
17	3.26	27.76	18.33	16.93	2.76	28.29	18.34	16.92	2.55	27.71	19.04	16.98	2.23	26.00	19.27	18.22
18	3.09	27.04	18.24	16.92	2.59	27.57	18.24	16.90	2.39	26.96	18.96	16.98	2.08	25.21	19.17	18.23
19	2.93	26.33	18.14	16.91	2.43	26.85	18.15	16.89	2.23	26.21	18.88	16.97	1.93	24.43	19.06	18.25
20	2.77	25.61	18.03	16.89	2.28	26.13	18.05	16.88	2.08	25.46	18.79	16.96	1.80	23.65	18.94	18.27
21	2.62	24.90	17.92	16.88	2.13	25.41	17.94	16.86	1.94	24.71	18.70	16.96	1.67	22.86	18.81	18.28
22	2.48	24.19	17.80	16.86	1.99	24.69	17.82	16.85	1.81	23.96	18.60	16.95	1.54	22.09	18.68	18.29
23	2.35	23.48	17.67	16.85	1.86	23.98	17.70	16.83	1.68	23.21	18.49	16.94	1.43	21.31	18.53	18.31
24	2.22	22.77	17.54	16.83	1.73	23.26	17.58	16.81	1.56	22.46	18.38	16.92	1.32	20.54	18.38	18.32
25	2.10	22.07	17.40	16.80	1.61	22.55	17.44	16.79	1.45	21.72	18.26	16.91	1.22	19.77	18.22	18.32
26	1.98	21.37	17.25	16.78	1.50	21.84	17.30	16.77	1.34	20.98	18.13	16.90	1.12	19.01	18.04	18.33
27	1.87	20.67	17.10	16.76	1.40	21.14	17.16	16.74	1.24	20.24	18.00	16.88	1.03	18.26	17.86	18.33
28	1.77	19.99	16.94	16.73	1.30	20.44	17.00	16.72	1.15	19.51	17.85	16.86	0.95	17.51	17.67	18.34
29	1.67	19.31	16.77	16.70	1.20	19.74	16.84	16.69	1.06	18.79	17.70	16.84	0.87	16.78	17.46	18.33
30	1.58	18.63	16.59	16.67	1.12	19.06	16.67	16.66	0.98	18.07	17.53	16.82	0.80	16.05	17.25	18.33
31	1.50	17.97	16.41	16.63	1.03	18.38	16.49	16.62	0.90	17.37	17.36	16.80	0.73	15.34	17.02	18.32
32	1.41	17.31	16.21	16.59	0.96	17.71	16.31	16.58	0.83	16.67	17.18	16.77	0.67	14.64	16.78	18.31
33	1.34	16.67	16.01	16.55	0.88	17.05	16.11	16.54	0.76	15.98	16.99	16.74	0.61	13.95	16.53	18.29
34	1.27	16.03	15.80	16.50	0.82	16.40	15.91	16.50	0.70	15.30	16.79	16.70	0.56	13.28	16.27	18.27
35	1.20	15.41	15.59	16.45	0.75	15.76	15.70	16.45	0.64	14.64	16.58	16.67	0.51	12.62	16.00	18.24
36	1.13	14.80	15.36	16.40	0.69	15.13	15.49	16.40	0.59	13.99	16.36	16.63	0.46	11.98	15.72	18.21
37	1.07	14.20	15.13	16.34	0.64	14.52	15.26	16.35	0.54	13.35	16.14	16.58	0.42	11.35	15.43	18.17
38	1.02	13.61	14.89	16.28	0.59	13.91	15.03	16.29	0.49	12.72	15.90	16.53	0.38	10.74	15.13	18.12
39	0.96	13.04	14.64	16.21	0.54	13.32	14.79	16.22	0.45	12.11	15.65	16.48	0.35	10.16	14.82	18.07
40	0.91	12.48	14.39	16.14	0.49	12.75	14.55	16.15	0.41	11.52	15.40	16.42	0.31	9.59	14.50	18.02
41	0.87	11.94	14.13	16.06	0.45	12.18	14.29	16.08	0.37	10.94	15.13	16.36	0.28	9.04	14.18	17.95
42	0.82	11.41	13.86	15.98	0.42	11.64	14.03	16.00	0.34	10.38	14.86	16.29	0.26	8.50	13.84	17.88
43	0.78	10.90	13.59	15.89	0.38	11.10	13.77	15.91	0.31	9.84	14.58	16.21	0.23	7.99	13.50	17.80
44	0.74	10.41	13.31	15.80	0.35	10.59	13.49	15.82	0.28	9.31	14.29	16.13	0.21	7.50	13.15	17.71
45	0.71	9.93	13.03	15.70	0.32	10.09	13.22	15.73	0.25	8.80	14.00	16.04	0.19	7.03	12.80	17.61
46	0.67	9.46	12.74	15.59	0.29	9.60	12.94	15.62	0.23	8.31	13.70	15.95	0.17	6.58	12.44	17.51
47	0.64	9.02	12.45	15.48	0.26	9.13	12.65	15.52	0.21	7.84	13.39	15.85	0.15	6.15	12.08	17.40
48	0.61	8.59	12.15	15.36	0.24	8.68	12.36	15.40	0.19	7.38	13.08	15.74	0.14	5.75	11.71	17.28
49	0.58	8.17	11.86	15.23	0.22	8.25	12.07	15.28	0.17	6.95	12.77	15.63	0.12	5.36	11.35	17.15
50	0.56	7.77	11.56	15.10	0.20	7.83	11.77	15.15	0.15	6.53	12.45	15.51	0.11	4.99	10.98	17.01
51	0.53	7.39	11.25	14.96	0.18	7.42	11.47	15.02	0.14	6.13	12.13	15.38	0.10	4.64	10.61	16.86
52	0.51	7.02	10.95	14.82	0.17	7.04	11.17	14.88	0.13	5.75	11.80	15.25	0.09	4.31	10.25	16.71
53	0.49	6.67	10.65	14.67	0.15	6.67	10.87	14.73	0.11	5.39	11.47	15.11	0.08	4.00	9.88	16.54
54	0.47	6.34	10.35	14.51	0.14	6.31	10.57	14.58	0.10	5.04	11.15	14.96	0.07	3.70	9.52	16.37
55	0.45	6.02	10.04	14.35	0.12	5.97	10.27	14.42	0.09	4.71	10.82	14.81	0.06	3.43	9.16	16.19
56	0.43	5.72	9.74	14.18	0.11	5.65	9.97	14.26	0.08	4.40	10.49	14.65	0.06	3.17	8.80	16.00
57	0.42	5.43	9.44	14.00	0.10	5.34	9.67	14.08	0.07	4.11	10.17	14.48	0.05	2.93	8.45	15.81
58	0.40	5.15	9.15	13.82	0.09	5.05	9.37	13.91	0.07	3.83	9.84	14.30	0.05	2.70	8.10	15.60
59	0.39	4.89	8.85	13.63	0.08	4.77	9.07	13.72	0.06	3.57	9.52	14.12	0.04	2.49	7.76	15.39
60	0.37	4.64	8.56	13.43	0.08	4.50	8.78	13.53	0.05	3.32	9.20	13.93	0.04	2.29	7.43	15.18
61	0.36	4.41	8.27	13.23	0.07	4.25	8.49	13.33	0.05	3.09	8.89	13.73	0.03	2.10	7.10	14.95
62	0.35	4.19	7.99	13.02	0.06	4.01	8.21	13.13	0.04	2.87	8.58	13.53	0.03	1.93	6.78	14.72
63	0.33	3.98	7.71	12.81	0.06	3.79	7.92	12.92	0.04	2.66	8.27	13.32	0.03	1.77	6.47	14.48
64	0.32	3.78	7.44	12.59	0.05	3.57	7.65	12.71	0.03	2.47	7.97	13.11	0.02	1.63	6.17	14.24
65	0.31	3.59	7.17	12.36	0.05	3.37	7.37	12.49	0.03	2.29	7.67	12.89	0.02	1.49	5.87	13.99
66	0.30	3.41	6.90	12.13	0.04	3.18	7.11	12.26	0.03	2.12	7.38	12.66	0.02	1.36	5.58	13.73
67	0.29	3.24	6.65	11.90	0.04	2.99	6.84	12.03	0.03	1.96	7.09	12.43	0.02	1.25	5.30	13.47
68	0.28	3.09	6.39	11.66	0.03	2.82	6.58	11.79	0.02	1.81	6.81	12.19	0.02	1.14	5.03	13.21
69	0.27	2.94	6.15	11.41	0.03	2.66	6.33	11.55	0.02	1.68	6.54	11.95	0.01	1.04	4.77	12.94
70	0.27	2.80	5.91	11.16	0.03	2.51	6.09	11.30	0.02	1.55	6.27	11.70	0.01	0.95	4.52	12.66
71	0.26	2.66	5.67	10.90	0.03	2.37	5.85	11.04	0.02	1.43	6.01	11.44	0.01	0.86	4.27	12.38
72	0.25	2.54	5.44	10.64	0.02	2.23	5.61	10.78	0.01	1.32	5.76	11.18	0.01	0.79		

Expected time spent in each state for hampering health (HH) condition for men									
I.State	None/Slight			Some			Severe		
E.State	N/S	Some	Severe	N/S	Some	Severe	N/S	Some	Severe
Age									
0	62.71	12.03	11.30	61.28	12.81	11.49	56.75	12.57	12.78
1	61.73	12.03	11.30	60.27	12.82	11.49	55.79	12.57	12.78
2	60.75	12.02	11.29	59.26	12.82	11.49	54.82	12.56	12.78
3	59.77	12.01	11.29	58.25	12.82	11.50	53.86	12.55	12.78
4	58.79	12.00	11.29	57.24	12.82	11.50	52.90	12.55	12.79
5	57.81	11.99	11.28	56.23	12.82	11.50	51.95	12.54	12.79
6	56.84	11.97	11.28	55.22	12.82	11.51	50.99	12.53	12.79
7	55.87	11.96	11.27	54.22	12.82	11.51	50.04	12.52	12.79
8	54.90	11.95	11.27	53.22	12.82	11.51	49.09	12.51	12.79
9	53.94	11.93	11.26	52.22	12.82	11.52	48.15	12.50	12.79
10	52.97	11.92	11.26	51.22	12.81	11.52	47.20	12.48	12.79
11	52.01	11.90	11.25	50.22	12.81	11.52	46.26	12.47	12.78
12	51.05	11.88	11.25	49.23	12.80	11.52	45.33	12.45	12.78
13	50.10	11.86	11.24	48.24	12.79	11.52	44.40	12.43	12.78
14	49.15	11.84	11.23	47.26	12.78	11.52	43.47	12.41	12.78
15	48.20	11.82	11.22	46.28	12.77	11.52	42.55	12.39	12.77
16	47.26	11.80	11.21	45.30	12.76	11.52	41.63	12.37	12.77
17	46.32	11.77	11.21	44.33	12.74	11.52	40.72	12.34	12.76
18	45.38	11.75	11.19	43.36	12.72	11.52	39.81	12.32	12.76
19	44.45	11.72	11.18	42.40	12.71	11.52	38.91	12.29	12.75
20	43.52	11.69	11.17	41.44	12.68	11.51	38.02	12.26	12.74
21	42.60	11.66	11.16	40.49	12.66	11.51	37.13	12.23	12.73
22	41.68	11.62	11.14	39.54	12.64	11.50	36.25	12.19	12.72
23	40.77	11.59	11.13	38.60	12.61	11.50	35.37	12.15	12.71
24	39.87	11.55	11.11	37.67	12.58	11.49	34.50	12.11	12.70
25	38.97	11.51	11.10	36.74	12.55	11.48	33.65	12.07	12.68
26	38.08	11.47	11.08	35.82	12.51	11.47	32.79	12.02	12.67
27	37.19	11.43	11.06	34.91	12.47	11.46	31.95	11.98	12.65
28	36.31	11.38	11.04	34.01	12.43	11.45	31.12	11.92	12.63
29	35.44	11.33	11.02	33.12	12.39	11.44	30.29	11.87	12.61
30	34.58	11.28	10.99	32.23	12.34	11.42	29.48	11.81	12.59
31	33.72	11.23	10.97	31.36	12.29	11.40	28.67	11.75	12.57
32	32.88	11.17	10.94	30.49	12.24	11.38	27.87	11.69	12.54
33	32.04	11.11	10.91	29.64	12.18	11.36	27.09	11.63	12.51
34	31.21	11.05	10.88	28.79	12.12	11.34	26.32	11.56	12.48
35	30.39	10.98	10.85	27.96	12.05	11.32	25.55	11.48	12.45
36	29.58	10.92	10.81	27.14	11.99	11.29	24.80	11.41	12.42
37	28.78	10.85	10.77	26.33	11.92	11.26	24.06	11.33	12.38
38	27.99	10.77	10.73	25.53	11.84	11.23	23.33	11.25	12.34
39	27.21	10.70	10.69	24.74	11.76	11.19	22.62	11.16	12.30
40	26.44	10.62	10.65	23.97	11.68	11.16	21.91	11.07	12.26
41	25.68	10.53	10.60	23.21	11.60	11.12	21.22	10.98	12.21
42	24.93	10.45	10.55	22.47	11.51	11.08	20.54	10.88	12.16
43	24.20	10.36	10.50	21.73	11.41	11.03	19.88	10.78	12.11
44	23.48	10.26	10.45	21.01	11.31	10.98	19.22	10.68	12.05
45	22.76	10.17	10.39	20.31	11.21	10.93	18.59	10.57	11.99
46	22.06	10.07	10.33	19.62	11.11	10.88	17.96	10.46	11.93
47	21.38	9.96	10.27	18.94	11.00	10.82	17.35	10.35	11.86
48	20.70	9.86	10.20	18.28	10.89	10.76	16.75	10.23	11.79
49	20.04	9.75	10.13	17.63	10.77	10.69	16.16	10.11	11.72
50	19.39	9.63	10.06	17.00	10.65	10.62	15.59	9.99	11.64
51	18.75	9.52	9.98	16.38	10.52	10.55	15.04	9.86	11.56
52	18.13	9.40	9.90	15.78	10.39	10.48	14.49	9.73	11.48
53	17.52	9.27	9.82	15.19	10.26	10.40	13.96	9.59	11.39
54	16.92	9.15	9.73	14.61	10.13	10.31	13.44	9.46	11.30
55	16.34	9.02	9.64	14.05	9.99	10.22	12.94	9.32	11.20
56	15.77	8.88	9.54	13.51	9.84	10.13	12.45	9.17	11.10
57	15.21	8.74	9.44	12.98	9.70	10.04	11.97	9.03	11.00
58	14.66	8.60	9.34	12.46	9.55	9.93	11.51	8.88	10.89
59	14.13	8.46	9.23	11.96	9.39	9.83	11.05	8.72	10.78
60	13.61	8.31	9.12	11.47	9.24	9.72	10.61	8.57	10.66
61	13.10	8.17	9.00	11.00	9.08	9.60	10.19	8.41	10.54
62	12.61	8.01	8.88	10.54	8.91	9.49	9.77	8.25	10.41
63	12.12	7.86	8.75	10.09	8.75	9.36	9.37	8.08	10.28
64	11.65	7.70	8.62	9.65	8.58	9.23	8.98	7.92	10.14
65	11.20	7.54	8.49	9.23	8.41	9.10	8.59	7.75	10.00
66	10.75	7.37	8.35	8.82	8.23	8.96	8.23	7.58	9.85
67	10.32	7.20	8.20	8.43	8.05	8.82	7.87	7.40	9.70
68	9.89	7.03	8.05	8.04	7.87	8.67	7.52	7.22	9.55
69	9.48	6.86	7.90	7.67	7.69	8.51	7.18	7.04	9.38
70	9.08	6.68	7.74	7.31	7.50	8.35	6.85	6.86	9.22
71	8.69	6.50	7.57	6.96	7.31	8.18	6.53	6.67	9.04
72	8.31	6.32	7.40	6.62	7.12	8.01	6.22	6.49	8.86
73	7.94	6.14	7.22	6.28	6.92	7.83	5.92	6.30	8.68
74	7.58	5.95	7.04	5.96	6.72	7.65	5.63	6.10	8.49
75	7.23	5.76	6.85	5.65	6.52	7.46	5.34	5.91	8.29
76	6.89	5.57	6.65	5.35	6.32	7.26	5.07	5.71	8.08
77	6.56	5.37	6.45	5.06	6.11	7.06	4.80	5.51	7.87
78	6.24	5.17	6.24	4.77	5.90	6.85	4.53	5.30	7.65
79	5.92	4.97	6.03	4.50	5.69	6.63	4.28	5.10	7.43
80	5.62	4.77	5.81	4.23	5.48	6.40	4.03	4.89	7.20
81	5.32	4.56	5.58	3.96	5.26	6.17	3.79	4.68	6.95
82	5.03	4.35	5.34	3.71	5.04	5.93	3.55	4.46	6.71
83	4.74	4.14	5.10	3.46	4.81	5.68	3.32	4.24	6.45
84	4.47	3.92	4.84	3.22	4.59	5.43	3.09	4.02	6.18
85	4.19	3.70	4.58	2.98	4.35	5.16	2.86	3.79	5.91
86	3.93	3.48	4.32	2.75	4.12	4.89	2.65	3.56	5.62
87	3.67	3.25	4.04	2.52	3.88	4.60	2.43	3.33	5.33
88	3.41	3.02	3.75	2.30	3.64	4.31	2.22	3.09	5.03
89	3.17	2.79	3.46	2.08	3.39	4.01	2.01	2.85	4.71
90	2.92	2.55	3.15	1.86	3.14	3.69	1.81	2.60	4.38
91	2.68	2.31	2.84	1.65	2.89	3.37	1.60	2.35	4.05
92	2.44	2.06	2.52	1.44	2.63	3.03	1.40	2.09	3.69
93	2.21	1.81	2.18	1.24	2.36	2.68	1.21	1.83	3.33
94	1.97	1.56	1.84	1.03	2.09	2.32	1.01	1.56	2.95
95	1.74	1.30	1.49	0.83	1.82	1.94	0.81	1.29	2.56
96	1.50	1.03	1.13	0.64	1.53	1.55	0.62	1.01	2.14
97	1.24	0.76	0.78	0.45	1.24	1.14	0.44	0.73	1.70
98	0.95	0.48	0.45	0.27	0.92	0.72	0.26	0.45	1.22
99	0.57	0.21	0.17	0.11	0.54	0.32	0.11	0.19	0.68

Expected time spent in each state for hampering health (HH) condition for women									
I.State	None/Slight			Some			Severe		
E.State	N/S	Some	Severe	N/S	Some	Severe	N/S	Some	Severe
Age									
0	62.81	10.69	11.56	60.80	11.60	11.83	55.30	11.22	13.15
1	61.83	10.68	11.56	59.77	11.60	11.84	54.34	11.22	13.16
2	60.85	10.67	11.55	58.75	11.61	11.84	53.37	11.21	13.16
3	59.87	10.67	11.55	57.72	11.61	11.85	52.41	11.21	13.16
4	58.89	10.66	11.55	56.69	11.62	11.85	51.46	11.20	13.17
5	57.91	10.65	11.55	55.67	11.62	11.86	50.50	11.20	13.17
6	56.93	10.64	11.54	54.65	11.62	11.87	49.55	11.19	13.17
7	55.96	10.63	11.54	53.63	11.62	11.87	48.60	11.18	13.17
8	54.99	10.62	11.53	52.61	11.62	11.88	47.65	11.17	13.18
9	54.02	10.60	11.53	51.59	11.62	11.88	46.70	11.16	13.18
10	53.05	10.59	11.52	50.58	11.62	11.89	45.76	11.15	13.18
11	52.09	10.58	11.52	49.56	11.62	11.90	44.82	11.14	13.18
12	51.13	10.56	11.51	48.55	11.62	11.90	43.89	11.13	13.18
13	50.17	10.55	11.51	47.55	11.61	11.90	42.96	11.11	13.18
14	49.22	10.53	11.50	46.55	11.60	11.91	42.04	11.10	13.18
15	48.26	10.51	11.49	45.55	11.59	11.91	41.12	11.08	13.18
16	47.32	10.49	11.48	44.55	11.58	11.92	40.20	11.06	13.17
17	46.37	10.47	11.48	43.57	11.57	11.92	39.29	11.04	13.17
18	45.43	10.45	11.47	42.58	11.56	11.92	38.39	11.01	13.17
19	44.50	10.42	11.46	41.60	11.54	11.92	37.49	10.99	13.16
20	43.57	10.40	11.44	40.63	11.53	11.92	36.60	10.96	13.16
21	42.64	10.37	11.43	39.66	11.51	11.92	35.72	10.93	13.15
22	41.72	10.34	11.42	38.70	11.48	11.92	34.84	10.90	13.14
23	40.81	10.31	11.41	37.74	11.46	11.92	33.97	10.86	13.13
24	39.90	10.28	11.39	36.80	11.43	11.91	33.11	10.83	13.12
25	39.00	10.25	11.37	35.86	11.41	11.91	32.25	10.79	13.11
26	38.10	10.21	11.36	34.92	11.37	11.90	31.41	10.75	13.10
27	37.21	10.18	11.34	34.00	11.34	11.90	30.57	10.71	13.08
28	36.33	10.14	11.32	33.09	11.30	11.89	29.75	10.66	13.06
29	35.46	10.09	11.30	32.18	11.26	11.88	28.93	10.61	13.05
30	34.59	10.05	11.27	31.29	11.22	11.86	28.12	10.56	13.03
31	33.73	10.00	11.25	30.40	11.17	11.85	27.33	10.51	13.00
32	32.88	9.95	11.22	29.53	11.12	11.84	26.54	10.45	12.98
33	32.04	9.90	11.20	28.67	11.07	11.82	25.77	10.39	12.95
34	31.21	9.85	11.17	27.81	11.02	11.80	25.01	10.33	12.93
35	30.38	9.79	11.13	26.98	10.96	11.78	24.25	10.26	12.90
36	29.57	9.74	11.10	26.15	10.90	11.75	23.52	10.19	12.86
37	28.77	9.67	11.06	25.33	10.83	11.73	22.79	10.12	12.83
38	27.97	9.61	11.03	24.53	10.76	11.70	22.08	10.04	12.79
39	27.19	9.54	10.99	23.75	10.69	11.66	21.37	9.97	12.75
40	26.42	9.47	10.94	22.97	10.61	11.63	20.69	9.89	12.71
41	25.66	9.40	10.90	22.21	10.53	11.59	20.01	9.80	12.66
42	24.91	9.33	10.85	21.47	10.45	11.55	19.35	9.71	12.61
43	24.17	9.25	10.80	20.74	10.36	11.51	18.70	9.62	12.56
44	23.45	9.17	10.75	20.02	10.27	11.46	18.07	9.53	12.50
45	22.73	9.08	10.69	19.32	10.18	11.41	17.45	9.43	12.44
46	22.03	9.00	10.63	18.64	10.08	11.36	16.84	9.33	12.38
47	21.35	8.91	10.57	17.97	9.98	11.30	16.25	9.23	12.31
48	20.67	8.81	10.50	17.32	9.88	11.24	15.67	9.13	12.25
49	20.01	8.72	10.43	16.68	9.77	11.18	15.11	9.02	12.17
50	19.36	8.62	10.36	16.06	9.66	11.11	14.56	8.90	12.10
51	18.72	8.51	10.28	15.45	9.54	11.04	14.03	8.79	12.02
52	18.10	8.41	10.20	14.86	9.42	10.96	13.50	8.67	11.93
53	17.49	8.30	10.12	14.28	9.30	10.88	13.00	8.55	11.84
54	16.89	8.19	10.03	13.72	9.18	10.79	12.50	8.43	11.75
55	16.31	8.08	9.94	13.18	9.05	10.71	12.02	8.30	11.65
56	15.74	7.96	9.84	12.65	8.92	10.61	11.55	8.18	11.55
57	15.18	7.84	9.74	12.13	8.78	10.51	11.10	8.04	11.45
58	14.64	7.72	9.64	11.63	8.64	10.41	10.66	7.91	11.34
59	14.11	7.59	9.53	11.15	8.50	10.30	10.23	7.77	11.22
60	13.59	7.46	9.42	10.68	8.36	10.19	9.81	7.64	11.10
61	13.09	7.33	9.30	10.22	8.21	10.08	9.41	7.49	10.98
62	12.60	7.20	9.18	9.78	8.07	9.95	9.02	7.35	10.85
63	12.12	7.06	9.05	9.35	7.91	9.83	8.64	7.21	10.72
64	11.65	6.92	8.92	8.94	7.76	9.70	8.27	7.06	10.58
65	11.20	6.78	8.78	8.54	7.60	9.56	7.92	6.91	10.44
66	10.76	6.64	8.64	8.15	7.44	9.42	7.57	6.75	10.29
67	10.33	6.49	8.49	7.77	7.28	9.27	7.24	6.60	10.13
68	9.91	6.34	8.34	7.41	7.12	9.12	6.91	6.44	9.97
69	9.50	6.19	8.18	7.06	6.95	8.96	6.60	6.28	9.81
70	9.10	6.03	8.02	6.72	6.78	8.79	6.29	6.12	9.64
71	8.72	5.87	7.85	6.39	6.61	8.62	5.99	5.96	9.46
72	8.34	5.71	7.67	6.07	6.44	8.44	5.71	5.79	9.28
73	7.98	5.55	7.49	5.76	6.26	8.26	5.43	5.62	9.09
74	7.63	5.38	7.30	5.46	6.08	8.07	5.16	5.45	8.89
75	7.28	5.22	7.11	5.17	5.90	7.87	4.89	5.28	8.69
76	6.95	5.05	6.90	4.89	5.72	7.67	4.64	5.11	8.48
77	6.62	4.87	6.70	4.61	5.53	7.46	4.39	4.93	8.26
78	6.30	4.70	6.48	4.35	5.35	7.24	4.15	4.75	8.04
79	5.99	4.52	6.26	4.09	5.16	7.02	3.91	4.57	7.80
80	5.69	4.34	6.03	3.84	4.96	6.78	3.68	4.38	7.56
81	5.40	4.15	5.79	3.60	4.77	6.54	3.46	4.19	7.32
82	5.11	3.97	5.54	3.36	4.57	6.29	3.24	4.00	7.06
83	4.83	3.78	5.29	3.13	4.37	6.04	3.03	3.81	6.79
84	4.56	3.58	5.03	2.91	4.16	5.77	2.82	3.61	6.52
85	4.29	3.39	4.75	2.69	3.96	5.49	2.61	3.41	6.23
86	4.03	3.19	4.47	2.48	3.75	5.21	2.41	3.21	5.93
87	3.78	2.98	4.18	2.27	3.53	4.91	2.22	3.00	5.63
88	3.53	2.78	3.88	2.07	3.32	4.60	2.02	2.79	5.31
89	3.28	2.57	3.57	1.86	3.10	4.29	1.83	2.57	4.98
90	3.04	2.35	3.25	1.67	2.87	3.96	1.64	2.35	4.64
91	2.80	2.14	2.91	1.47	2.64	3.61	1.46	2.13	4.28
92	2.57	1.91	2.57	1.28	2.41	3.26	1.27	1.90	3.91
93	2.33	1.68	2.22	1.09	2.17	2.89	1.09	1.66	3.53
94	2.10	1.45	1.85	0.91	1.93	2.51	0.91	1.42	3.12
95	1.86	1.21	1.48	0.73	1.68	2.11	0.73	1.18	2.70
96	1.61	0.97	1.11	0.55	1.42	1.69	0.55	0.93	2.26
97	1.34	0.71	0.75	0.38	1.15	1.25	0.38	0.67	1.79
98	1.02	0.46	0.42	0.22	0.86	0.80	0.23	0.42	1.28
99	0.61	0.20	0.15	0.09	0.51	0.36	0.09	0.18	0.71

Transition matrices giving estimates of healthy life expectancy for self-reported health (SAH) for men																
I.State E.State	Very Good				Good				Fair				Bad/Very Bad			
	VG	G	F	B/VB	VG	G	F	B/VB	VG	G	F	B/VB	VG	G	F	B/VB
Age																
0	0.540	0.422	0.034	0.005	0.186	0.783	0.030	0.001	0.072	0.563	0.354	0.010	0.020	0.148	0.389	0.442
1	0.534	0.426	0.035	0.005	0.179	0.788	0.032	0.001	0.069	0.558	0.362	0.011	0.019	0.145	0.387	0.448
2	0.529	0.430	0.036	0.005	0.172	0.793	0.034	0.001	0.066	0.552	0.370	0.012	0.018	0.142	0.384	0.454
3	0.523	0.435	0.037	0.005	0.166	0.797	0.036	0.001	0.063	0.546	0.378	0.012	0.018	0.139	0.382	0.460
4	0.518	0.439	0.038	0.005	0.159	0.801	0.038	0.002	0.060	0.540	0.386	0.013	0.017	0.136	0.379	0.467
5	0.512	0.443	0.039	0.006	0.153	0.805	0.040	0.002	0.058	0.534	0.394	0.014	0.016	0.132	0.377	0.473
6	0.506	0.448	0.040	0.006	0.147	0.809	0.042	0.002	0.055	0.528	0.403	0.015	0.016	0.129	0.374	0.479
7	0.501	0.452	0.041	0.006	0.141	0.813	0.044	0.002	0.053	0.521	0.411	0.015	0.015	0.126	0.371	0.486
8	0.495	0.456	0.042	0.006	0.135	0.816	0.047	0.002	0.050	0.515	0.419	0.016	0.014	0.123	0.369	0.492
9	0.490	0.460	0.044	0.007	0.130	0.819	0.049	0.002	0.048	0.508	0.427	0.017	0.014	0.121	0.366	0.498
10	0.484	0.464	0.045	0.007	0.124	0.821	0.052	0.003	0.046	0.501	0.435	0.018	0.013	0.118	0.363	0.504
11	0.478	0.468	0.046	0.007	0.119	0.824	0.054	0.003	0.043	0.494	0.443	0.019	0.013	0.115	0.360	0.511
12	0.473	0.472	0.047	0.007	0.114	0.826	0.057	0.003	0.041	0.487	0.451	0.021	0.012	0.112	0.357	0.517
13	0.467	0.476	0.049	0.008	0.109	0.827	0.060	0.003	0.039	0.480	0.459	0.022	0.012	0.109	0.353	0.523
14	0.462	0.480	0.050	0.008	0.104	0.829	0.063	0.004	0.037	0.473	0.467	0.023	0.011	0.107	0.350	0.530
15	0.456	0.484	0.051	0.008	0.100	0.830	0.066	0.004	0.036	0.465	0.475	0.024	0.011	0.104	0.347	0.536
16	0.451	0.488	0.053	0.009	0.095	0.831	0.070	0.004	0.034	0.458	0.483	0.025	0.010	0.101	0.344	0.542
17	0.445	0.492	0.054	0.009	0.091	0.832	0.073	0.004	0.032	0.450	0.490	0.027	0.010	0.099	0.340	0.548
18	0.440	0.496	0.055	0.009	0.087	0.832	0.076	0.005	0.031	0.443	0.498	0.028	0.009	0.096	0.337	0.554
19	0.434	0.499	0.057	0.010	0.083	0.832	0.080	0.005	0.029	0.435	0.506	0.030	0.009	0.094	0.334	0.561
20	0.429	0.503	0.058	0.010	0.079	0.832	0.084	0.006	0.027	0.428	0.513	0.031	0.009	0.091	0.330	0.567
21	0.423	0.507	0.060	0.010	0.075	0.831	0.088	0.006	0.026	0.420	0.521	0.033	0.008	0.089	0.327	0.573
22	0.418	0.510	0.061	0.011	0.071	0.830	0.092	0.006	0.025	0.412	0.528	0.035	0.008	0.086	0.323	0.579
23	0.412	0.514	0.063	0.011	0.068	0.829	0.096	0.007	0.023	0.404	0.535	0.037	0.008	0.084	0.320	0.585
24	0.407	0.517	0.064	0.011	0.065	0.828	0.100	0.007	0.022	0.397	0.542	0.038	0.007	0.082	0.316	0.591
25	0.401	0.521	0.066	0.012	0.061	0.826	0.104	0.008	0.021	0.389	0.549	0.040	0.007	0.080	0.312	0.597
26	0.396	0.524	0.067	0.012	0.058	0.824	0.109	0.009	0.020	0.381	0.556	0.042	0.007	0.077	0.309	0.603
27	0.391	0.527	0.069	0.013	0.055	0.822	0.113	0.009	0.019	0.373	0.563	0.045	0.006	0.075	0.305	0.609
28	0.385	0.530	0.071	0.013	0.053	0.820	0.118	0.010	0.018	0.366	0.570	0.047	0.006	0.073	0.301	0.615
29	0.380	0.534	0.072	0.014	0.050	0.817	0.123	0.011	0.017	0.358	0.576	0.049	0.006	0.071	0.298	0.621
30	0.374	0.537	0.074	0.014	0.047	0.814	0.128	0.011	0.016	0.350	0.582	0.051	0.006	0.069	0.294	0.626
31	0.369	0.540	0.076	0.015	0.045	0.810	0.133	0.012	0.015	0.342	0.588	0.054	0.005	0.067	0.290	0.632
32	0.364	0.543	0.078	0.015	0.042	0.807	0.138	0.013	0.014	0.335	0.594	0.056	0.005	0.065	0.286	0.638
33	0.359	0.546	0.080	0.016	0.040	0.803	0.143	0.014	0.013	0.327	0.600	0.059	0.005	0.063	0.282	0.644
34	0.353	0.548	0.081	0.016	0.038	0.799	0.148	0.015	0.013	0.319	0.606	0.062	0.005	0.061	0.279	0.649
35	0.348	0.551	0.083	0.017	0.036	0.794	0.154	0.016	0.012	0.312	0.611	0.064	0.004	0.060	0.275	0.655
36	0.343	0.554	0.085	0.017	0.034	0.790	0.159	0.017	0.011	0.304	0.616	0.067	0.004	0.058	0.271	0.660
37	0.338	0.556	0.087	0.018	0.032	0.785	0.165	0.018	0.010	0.297	0.622	0.070	0.004	0.056	0.267	0.666
38	0.333	0.559	0.089	0.019	0.030	0.779	0.171	0.019	0.010	0.289	0.626	0.073	0.004	0.054	0.263	0.671
39	0.328	0.561	0.091	0.019	0.028	0.774	0.177	0.020	0.009	0.282	0.631	0.077	0.004	0.053	0.259	0.677
40	0.323	0.564	0.093	0.020	0.027	0.768	0.183	0.022	0.009	0.275	0.635	0.080	0.003	0.051	0.255	0.682
41	0.318	0.566	0.095	0.021	0.025	0.763	0.189	0.023	0.008	0.267	0.640	0.083	0.003	0.050	0.251	0.687
42	0.313	0.568	0.097	0.021	0.024	0.756	0.195	0.024	0.008	0.260	0.644	0.087	0.003	0.048	0.248	0.692
43	0.308	0.570	0.099	0.022	0.022	0.750	0.201	0.026	0.007	0.253	0.647	0.091	0.003	0.046	0.244	0.698
44	0.303	0.572	0.101	0.023	0.021	0.743	0.207	0.027	0.007	0.246	0.651	0.094	0.003	0.045	0.240	0.703
45	0.298	0.574	0.103	0.023	0.020	0.737	0.214	0.029	0.006	0.239	0.654	0.098	0.003	0.044	0.236	0.708
46	0.293	0.576	0.105	0.024	0.018	0.730	0.220	0.031	0.006	0.233	0.657	0.102	0.003	0.042	0.232	0.713
47	0.288	0.578	0.107	0.025	0.017	0.722	0.227	0.033	0.006	0.226	0.660	0.106	0.002	0.041	0.228	0.718
48	0.284	0.580	0.110	0.026	0.016	0.715	0.233	0.034	0.005	0.219	0.663	0.110	0.002	0.039	0.224	0.722
49	0.279	0.581	0.112	0.027	0.015	0.707	0.240	0.036	0.005	0.213	0.665	0.115	0.002	0.038	0.221	0.727
50	0.274	0.583	0.114	0.028	0.014	0.699	0.246	0.038	0.005	0.206	0.667	0.119	0.002	0.037	0.217	0.732
51	0.270	0.584	0.116	0.028	0.013	0.691	0.253	0.041	0.004	0.200	0.669	0.124	0.002	0.036	0.213	0.736
52	0.265	0.586	0.119	0.029	0.012	0.683	0.259	0.043	0.004	0.194	0.671	0.128	0.002	0.034	0.209	0.741
53	0.260	0.587	0.121	0.030	0.012	0.675	0.266	0.045	0.004	0.188	0.672	0.133	0.002	0.033	0.206	0.745
54	0.256	0.588	0.123	0.031	0.011	0.666	0.273	0.048	0.003	0.182	0.673	0.138	0.002	0.032	0.202	0.750
55	0.251	0.589	0.126	0.032	0.010	0.658	0.279	0.050	0.003	0.176	0.674	0.143	0.002	0.031	0.198	0.754
56	0.247	0.590	0.128	0.033	0.009	0.649	0.286	0.053	0.003	0.170	0.675	0.148	0.002	0.030	0.194	0.758
57	0.243	0.591	0.130	0.034	0.009	0.640	0.293	0.056	0.003	0.165	0.675	0.153	0.001	0.029	0.191	0.762
58	0.238	0.592	0.133	0.035	0.008	0.631	0.299	0.058	0.003	0.159	0.675	0.158	0.001	0.028	0.187	0.766
59	0.234	0.593	0.135	0.036	0.008	0.622	0.306	0.061	0.002	0.154	0.675	0.164	0.001	0.027	0.184	0.770
60	0.230	0.594	0.137	0.037	0.007	0.612	0.312	0.064	0.002	0.149	0.675	0.169	0.001	0.026	0.180	0.774
61	0.225	0.594	0.140	0.038	0.007	0.603	0.319	0.068	0.002	0.143	0.674	0.175	0.001	0.025	0.176	0.778
62	0.221	0.595	0.142	0.040	0.006	0.593	0.325	0.071	0.002	0.138	0.673	0.181	0.001	0.024	0.173	0.782
63	0.217	0.595	0.145	0.041	0.006	0.584	0.331	0.074	0.002	0.133	0.672	0.187	0.001	0.023	0.169	0.786
64	0.213	0.595	0.147	0.042	0.005	0.574	0.338	0.078	0.002	0.129	0.671	0.193	0.001	0.022	0.166	0.789
65	0.209	0.596	0.150	0.043	0.005	0.564	0.344	0.082	0.002	0.124	0.669	0.199	0.001	0.022	0.162	0.793
66	0.205	0.596	0.152	0.044	0.005	0.554	0.350	0.085	0.001	0.119	0.667	0.205	0.001	0.021	0.159	0.796
67	0.201	0.596	0.155	0.046	0.004	0.544	0.356	0.089	0.001	0.115	0.665	0.211	0.001	0.020	0.156	0.799
68	0.197	0.596	0.158	0.047	0.004	0.534	0.362	0.093	0.001	0.111	0.662	0.217	0.001	0.019	0.152	0.802
69	0.193	0.595	0.160	0.048	0.004	0.524	0.367	0.097	0.001	0.106	0.660	0.224	0.001	0.019	0.149	0.806
70	0.189															

Transition matrices giving estimates of healthy life expectancy for self-reported health (SAH) for women																
I.State	Very Good				Good				Fair				Bad/Very Bad			
	VG	G	F	B/VB	VG	G	F	B/VB	VG	G	F	B/VB	VG	G	F	B/VB
Age																
0	0.551	0.413	0.032	0.004	0.235	0.744	0.020	0.001	0.089	0.588	0.315	0.008	0.016	0.133	0.377	0.472
1	0.545	0.417	0.033	0.004	0.228	0.750	0.022	0.001	0.086	0.584	0.323	0.008	0.016	0.130	0.374	0.478
2	0.540	0.422	0.034	0.005	0.220	0.757	0.023	0.001	0.082	0.579	0.331	0.009	0.015	0.127	0.372	0.485
3	0.534	0.426	0.035	0.005	0.212	0.763	0.024	0.001	0.079	0.574	0.338	0.009	0.014	0.124	0.369	0.491
4	0.529	0.430	0.036	0.005	0.205	0.769	0.026	0.001	0.075	0.569	0.346	0.010	0.014	0.121	0.366	0.497
5	0.523	0.435	0.037	0.005	0.197	0.774	0.027	0.001	0.072	0.563	0.354	0.010	0.013	0.118	0.363	0.504
6	0.518	0.439	0.038	0.005	0.190	0.780	0.029	0.001	0.069	0.558	0.362	0.011	0.013	0.115	0.360	0.510
7	0.512	0.443	0.039	0.006	0.183	0.785	0.031	0.001	0.066	0.552	0.370	0.012	0.012	0.112	0.357	0.516
8	0.506	0.448	0.040	0.006	0.176	0.790	0.032	0.001	0.063	0.546	0.379	0.012	0.012	0.110	0.354	0.522
9	0.501	0.452	0.041	0.006	0.170	0.794	0.034	0.001	0.060	0.540	0.387	0.013	0.011	0.107	0.351	0.529
10	0.495	0.456	0.042	0.006	0.163	0.799	0.036	0.002	0.058	0.534	0.395	0.014	0.011	0.104	0.347	0.535
11	0.490	0.460	0.044	0.007	0.157	0.803	0.038	0.002	0.055	0.527	0.403	0.015	0.010	0.102	0.344	0.541
12	0.484	0.464	0.045	0.007	0.151	0.807	0.041	0.002	0.053	0.521	0.411	0.016	0.010	0.099	0.341	0.547
13	0.478	0.468	0.046	0.007	0.145	0.810	0.043	0.002	0.050	0.514	0.419	0.016	0.010	0.097	0.338	0.554
14	0.473	0.472	0.047	0.007	0.139	0.814	0.045	0.002	0.048	0.508	0.427	0.017	0.009	0.094	0.334	0.560
15	0.467	0.476	0.049	0.008	0.133	0.817	0.048	0.002	0.046	0.501	0.435	0.018	0.009	0.092	0.331	0.566
16	0.462	0.480	0.050	0.008	0.128	0.820	0.050	0.002	0.043	0.494	0.443	0.019	0.009	0.089	0.327	0.572
17	0.456	0.484	0.051	0.008	0.122	0.822	0.053	0.003	0.041	0.487	0.451	0.021	0.008	0.087	0.324	0.578
18	0.451	0.488	0.053	0.009	0.117	0.824	0.055	0.003	0.039	0.479	0.459	0.022	0.008	0.084	0.320	0.584
19	0.445	0.492	0.054	0.009	0.112	0.826	0.058	0.003	0.037	0.472	0.467	0.023	0.007	0.082	0.316	0.590
20	0.440	0.496	0.055	0.009	0.107	0.828	0.061	0.003	0.036	0.465	0.475	0.024	0.007	0.080	0.313	0.596
21	0.434	0.499	0.057	0.010	0.103	0.829	0.064	0.004	0.034	0.457	0.483	0.026	0.007	0.078	0.309	0.602
22	0.429	0.503	0.058	0.010	0.098	0.830	0.068	0.004	0.032	0.450	0.491	0.027	0.006	0.076	0.305	0.608
23	0.423	0.507	0.060	0.010	0.094	0.831	0.071	0.004	0.030	0.442	0.499	0.028	0.006	0.073	0.302	0.614
24	0.418	0.510	0.061	0.011	0.089	0.832	0.074	0.005	0.029	0.435	0.506	0.030	0.006	0.071	0.298	0.620
25	0.412	0.514	0.063	0.011	0.085	0.832	0.078	0.005	0.027	0.427	0.514	0.031	0.006	0.069	0.294	0.626
26	0.407	0.517	0.064	0.011	0.081	0.832	0.081	0.005	0.026	0.420	0.521	0.033	0.005	0.067	0.290	0.632
27	0.401	0.521	0.066	0.012	0.077	0.832	0.085	0.006	0.025	0.412	0.528	0.035	0.005	0.065	0.287	0.637
28	0.396	0.524	0.067	0.012	0.074	0.831	0.089	0.006	0.023	0.404	0.536	0.037	0.005	0.064	0.283	0.643
29	0.391	0.527	0.069	0.013	0.070	0.830	0.093	0.007	0.022	0.396	0.543	0.039	0.005	0.062	0.279	0.649
30	0.385	0.530	0.071	0.013	0.067	0.829	0.097	0.007	0.021	0.389	0.550	0.040	0.004	0.060	0.275	0.654
31	0.380	0.534	0.072	0.014	0.063	0.827	0.101	0.008	0.020	0.381	0.557	0.042	0.004	0.058	0.271	0.660
32	0.374	0.537	0.074	0.014	0.060	0.825	0.106	0.008	0.019	0.373	0.563	0.045	0.004	0.056	0.267	0.665
33	0.369	0.540	0.076	0.015	0.057	0.823	0.110	0.009	0.018	0.365	0.570	0.047	0.004	0.055	0.264	0.671
34	0.364	0.543	0.078	0.015	0.054	0.821	0.115	0.010	0.017	0.357	0.576	0.049	0.004	0.053	0.260	0.676
35	0.359	0.546	0.080	0.016	0.051	0.818	0.120	0.010	0.016	0.350	0.583	0.051	0.003	0.051	0.256	0.681
36	0.353	0.548	0.081	0.016	0.049	0.816	0.125	0.011	0.015	0.342	0.589	0.054	0.003	0.050	0.252	0.687
37	0.348	0.551	0.083	0.017	0.046	0.812	0.129	0.012	0.014	0.334	0.595	0.056	0.003	0.048	0.248	0.692
38	0.343	0.554	0.085	0.017	0.044	0.809	0.135	0.012	0.013	0.327	0.600	0.059	0.003	0.047	0.244	0.697
39	0.338	0.556	0.087	0.018	0.041	0.805	0.140	0.013	0.012	0.319	0.606	0.062	0.003	0.045	0.240	0.702
40	0.333	0.559	0.089	0.019	0.039	0.801	0.145	0.014	0.012	0.311	0.611	0.065	0.003	0.044	0.237	0.707
41	0.328	0.561	0.091	0.019	0.037	0.797	0.150	0.015	0.011	0.304	0.617	0.067	0.003	0.042	0.233	0.712
42	0.323	0.564	0.093	0.020	0.035	0.792	0.156	0.016	0.010	0.296	0.622	0.070	0.002	0.041	0.229	0.717
43	0.318	0.566	0.095	0.021	0.033	0.788	0.162	0.017	0.010	0.289	0.627	0.074	0.002	0.040	0.225	0.722
44	0.313	0.568	0.097	0.021	0.031	0.783	0.167	0.018	0.009	0.282	0.631	0.077	0.002	0.038	0.221	0.727
45	0.308	0.570	0.099	0.022	0.029	0.777	0.173	0.020	0.009	0.274	0.636	0.080	0.002	0.037	0.217	0.731
46	0.303	0.572	0.101	0.023	0.028	0.772	0.179	0.021	0.008	0.267	0.640	0.084	0.002	0.036	0.214	0.736
47	0.298	0.574	0.103	0.023	0.026	0.766	0.185	0.022	0.008	0.260	0.644	0.087	0.002	0.035	0.210	0.740
48	0.293	0.576	0.105	0.024	0.024	0.760	0.191	0.023	0.007	0.253	0.648	0.091	0.002	0.033	0.206	0.745
49	0.288	0.578	0.107	0.025	0.023	0.754	0.197	0.025	0.007	0.246	0.651	0.094	0.002	0.032	0.202	0.749
50	0.284	0.580	0.110	0.026	0.022	0.747	0.203	0.026	0.006	0.239	0.654	0.098	0.002	0.031	0.199	0.754
51	0.279	0.581	0.112	0.027	0.020	0.741	0.210	0.028	0.006	0.232	0.658	0.102	0.002	0.030	0.195	0.758
52	0.274	0.583	0.114	0.028	0.019	0.734	0.216	0.030	0.006	0.226	0.660	0.106	0.001	0.029	0.191	0.762
53	0.270	0.584	0.116	0.028	0.018	0.727	0.223	0.031	0.005	0.219	0.663	0.111	0.001	0.028	0.188	0.766
54	0.265	0.586	0.119	0.029	0.017	0.720	0.229	0.033	0.005	0.213	0.665	0.115	0.001	0.027	0.184	0.770
55	0.260	0.587	0.121	0.030	0.016	0.712	0.236	0.035	0.005	0.206	0.667	0.119	0.001	0.026	0.180	0.774
56	0.256	0.588	0.123	0.031	0.015	0.704	0.242	0.037	0.004	0.200	0.669	0.124	0.001	0.025	0.177	0.778
57	0.251	0.589	0.126	0.032	0.014	0.696	0.249	0.039	0.004	0.194	0.671	0.128	0.001	0.024	0.173	0.781
58	0.247	0.590	0.128	0.033	0.013	0.688	0.255	0.041	0.004	0.188	0.672	0.133	0.001	0.023	0.170	0.785
59	0.243	0.591	0.130	0.034	0.012	0.680	0.262	0.044	0.003	0.182	0.673	0.138	0.001	0.023	0.166	0.789
60	0.238	0.592	0.133	0.035	0.011	0.672	0.269	0.046	0.003	0.176	0.674	0.143	0.001	0.022	0.163	0.792
61	0.234	0.593	0.135	0.036	0.011	0.663	0.275	0.049	0.003	0.170	0.675	0.148	0.001	0.021	0.160	0.796
62	0.230	0.594	0.137	0.037	0.010	0.654	0.282	0.051	0.003	0.164	0.675	0.153	0.001	0.020	0.156	0.799
63	0.225	0.594	0.140	0.038	0.009	0.646	0.289	0.054	0.003	0.159	0.675	0.159	0.001	0.019	0.153	0.802
64	0.221	0.595	0.142	0.040	0.009	0.637	0.295	0.057	0.002	0.154	0.675	0.164	0.001	0.019	0.150	0.805
65	0.217	0.595	0.145	0.041	0.008	0.627	0.302	0.060	0.002	0.148	0.675	0.170	0.001	0.018	0.146	0.808
66	0.213	0.595	0.147	0.042	0.007	0.618	0.308	0.063	0.002	0.143	0.674	0.175	0.001	0.017	0.143	0.811
67	0.209	0.596	0.150	0.043	0.007	0.609	0.315	0.066	0.002	0.138	0.673	0.181	0.001	0.017	0.140	0.814
68	0.205	0.596	0.152	0.044	0.006	0.599	0.321	0.069	0.002	0.133	0.672	0.187	0.001	0.016	0.137	0.817
69	0.201	0.596	0.155	0.046	0.006	0.590	0.328	0.072	0.002	0.128	0.671	0.193	0.001	0.015	0.134	0.819
70	0.197															

Transition matrices giving estimates of healthy life expectancy for hampering health (HH) condition for men									
I.State	None/Slight			Some			Severe		
E.State	N/S	Some	Severe	N/S	Some	Severe	N/S	Some	Severe
Age									
0	0.995	0.005	0.001	0.520	0.432	0.047	0.125	0.210	0.649
1	0.994	0.005	0.001	0.515	0.435	0.049	0.125	0.210	0.650
2	0.994	0.005	0.001	0.510	0.439	0.050	0.125	0.210	0.650
3	0.993	0.006	0.001	0.505	0.443	0.051	0.125	0.209	0.650
4	0.993	0.006	0.001	0.500	0.447	0.053	0.125	0.209	0.651
5	0.992	0.006	0.001	0.494	0.451	0.054	0.124	0.209	0.651
6	0.992	0.007	0.001	0.489	0.454	0.055	0.124	0.209	0.651
7	0.991	0.007	0.001	0.484	0.458	0.057	0.124	0.209	0.652
8	0.991	0.008	0.001	0.479	0.462	0.058	0.124	0.209	0.652
9	0.990	0.008	0.002	0.474	0.465	0.060	0.124	0.209	0.652
10	0.990	0.009	0.002	0.469	0.469	0.061	0.123	0.208	0.653
11	0.989	0.009	0.002	0.463	0.472	0.063	0.123	0.208	0.653
12	0.988	0.010	0.002	0.458	0.476	0.064	0.123	0.208	0.653
13	0.987	0.010	0.002	0.453	0.479	0.066	0.123	0.208	0.654
14	0.987	0.011	0.002	0.448	0.483	0.068	0.123	0.208	0.654
15	0.986	0.012	0.002	0.443	0.486	0.069	0.122	0.208	0.654
16	0.985	0.012	0.003	0.438	0.490	0.071	0.122	0.207	0.655
17	0.984	0.013	0.003	0.433	0.493	0.073	0.122	0.207	0.655
18	0.983	0.014	0.003	0.427	0.496	0.075	0.122	0.207	0.655
19	0.982	0.015	0.003	0.422	0.499	0.076	0.122	0.207	0.656
20	0.981	0.016	0.004	0.417	0.502	0.078	0.121	0.207	0.656
21	0.980	0.016	0.004	0.412	0.506	0.080	0.121	0.207	0.656
22	0.978	0.017	0.004	0.407	0.509	0.082	0.121	0.206	0.657
23	0.977	0.018	0.004	0.402	0.512	0.084	0.121	0.206	0.657
24	0.976	0.019	0.005	0.397	0.515	0.086	0.121	0.206	0.657
25	0.974	0.020	0.005	0.392	0.518	0.088	0.120	0.206	0.658
26	0.973	0.022	0.005	0.387	0.520	0.090	0.120	0.206	0.658
27	0.971	0.023	0.006	0.382	0.523	0.092	0.120	0.206	0.658
28	0.970	0.024	0.006	0.377	0.526	0.094	0.120	0.205	0.658
29	0.968	0.025	0.007	0.372	0.529	0.096	0.120	0.205	0.659
30	0.966	0.026	0.007	0.367	0.531	0.098	0.119	0.205	0.659
31	0.964	0.028	0.008	0.362	0.534	0.101	0.119	0.205	0.659
32	0.962	0.029	0.008	0.358	0.536	0.103	0.119	0.205	0.660
33	0.960	0.031	0.009	0.353	0.539	0.105	0.119	0.205	0.660
34	0.958	0.032	0.009	0.348	0.541	0.107	0.119	0.205	0.660
35	0.956	0.034	0.010	0.343	0.543	0.110	0.118	0.204	0.661
36	0.954	0.035	0.010	0.338	0.546	0.112	0.118	0.204	0.661
37	0.952	0.037	0.011	0.334	0.548	0.115	0.118	0.204	0.661
38	0.949	0.039	0.012	0.329	0.550	0.117	0.118	0.204	0.662
39	0.947	0.040	0.012	0.324	0.552	0.119	0.118	0.204	0.662
40	0.944	0.042	0.013	0.320	0.554	0.122	0.117	0.204	0.662
41	0.941	0.044	0.014	0.315	0.556	0.124	0.117	0.203	0.663
42	0.938	0.046	0.015	0.310	0.558	0.127	0.117	0.203	0.663
43	0.935	0.048	0.016	0.306	0.559	0.130	0.117	0.203	0.663
44	0.932	0.050	0.017	0.301	0.561	0.132	0.117	0.203	0.664
45	0.929	0.052	0.018	0.297	0.563	0.135	0.116	0.203	0.664
46	0.926	0.054	0.019	0.292	0.564	0.138	0.116	0.203	0.664
47	0.922	0.057	0.020	0.288	0.566	0.140	0.116	0.202	0.664
48	0.919	0.059	0.021	0.283	0.567	0.143	0.116	0.202	0.665
49	0.915	0.061	0.022	0.279	0.569	0.146	0.116	0.202	0.665
50	0.911	0.064	0.023	0.275	0.570	0.149	0.115	0.202	0.665
51	0.907	0.066	0.025	0.270	0.571	0.152	0.115	0.202	0.666
52	0.903	0.069	0.026	0.266	0.572	0.155	0.115	0.202	0.666
53	0.899	0.071	0.027	0.262	0.573	0.158	0.115	0.201	0.666
54	0.895	0.074	0.029	0.258	0.574	0.161	0.115	0.201	0.667
55	0.890	0.077	0.030	0.253	0.575	0.164	0.114	0.201	0.667
56	0.886	0.079	0.032	0.249	0.576	0.167	0.114	0.201	0.667
57	0.881	0.082	0.034	0.245	0.577	0.170	0.114	0.201	0.668
58	0.876	0.085	0.035	0.241	0.577	0.173	0.114	0.201	0.668
59	0.871	0.088	0.037	0.237	0.578	0.176	0.114	0.200	0.668
60	0.866	0.091	0.039	0.233	0.578	0.179	0.114	0.200	0.669
61	0.861	0.094	0.041	0.229	0.579	0.182	0.113	0.200	0.669
62	0.855	0.097	0.043	0.225	0.579	0.186	0.113	0.200	0.669
63	0.850	0.100	0.045	0.221	0.579	0.189	0.113	0.200	0.669
64	0.844	0.103	0.047	0.217	0.580	0.192	0.113	0.200	0.670
65	0.838	0.106	0.049	0.214	0.580	0.195	0.113	0.200	0.670
66	0.832	0.110	0.052	0.210	0.580	0.199	0.112	0.199	0.670
67	0.826	0.113	0.054	0.206	0.580	0.202	0.112	0.199	0.671
68	0.820	0.116	0.057	0.202	0.580	0.206	0.112	0.199	0.671
69	0.814	0.119	0.059	0.199	0.579	0.209	0.112	0.199	0.671
70	0.807	0.123	0.062	0.195	0.579	0.212	0.112	0.199	0.672
71	0.801	0.126	0.065	0.192	0.579	0.216	0.111	0.199	0.672
72	0.794	0.129	0.067	0.188	0.578	0.219	0.111	0.198	0.672
73	0.787	0.133	0.070	0.185	0.578	0.223	0.111	0.198	0.673
74	0.780	0.136	0.073	0.181	0.577	0.226	0.111	0.198	0.673
75	0.773	0.140	0.076	0.178	0.577	0.230	0.111	0.198	0.673
76	0.765	0.143	0.079	0.174	0.576	0.234	0.110	0.198	0.674
77	0.758	0.147	0.083	0.171	0.575	0.237	0.110	0.198	0.674
78	0.750	0.150	0.086	0.168	0.574	0.241	0.110	0.197	0.674
79	0.743	0.153	0.089	0.165	0.573	0.245	0.110	0.197	0.674
80	0.735	0.157	0.093	0.161	0.572	0.248	0.110	0.197	0.675
81	0.727	0.160	0.096	0.158	0.571	0.252	0.110	0.197	0.675
82	0.719	0.164	0.100	0.155	0.570	0.256	0.109	0.197	0.675
83	0.711	0.167	0.104	0.152	0.568	0.259	0.109	0.197	0.676
84	0.703	0.170	0.108	0.149	0.567	0.263	0.109	0.196	0.676
85	0.694	0.174	0.112	0.146	0.566	0.267	0.109	0.196	0.676
86	0.686	0.177	0.116	0.143	0.564	0.271	0.109	0.196	0.677
87	0.677	0.180	0.120	0.140	0.563	0.274	0.108	0.196	0.677
88	0.669	0.183	0.124	0.137	0.561	0.278	0.108	0.196	0.677
89	0.660	0.186	0.128	0.134	0.559	0.282	0.108	0.196	0.677
90	0.651	0.189	0.132	0.132	0.557	0.286	0.108	0.195	0.678
91	0.642	0.192	0.137	0.129	0.556	0.290	0.108	0.195	0.678
92	0.633	0.195	0.141	0.126	0.554	0.294	0.107	0.195	0.678
93	0.624	0.198	0.146	0.123	0.552	0.297	0.107	0.195	0.679
94	0.615	0.201	0.150	0.121	0.550	0.301	0.107	0.195	0.679
95	0.606	0.204	0.155	0.118	0.547	0.305	0.107	0.195	0.679
96	0.596	0.207	0.159	0.116	0.545	0.309	0.107	0.194	0.680
97	0.587	0.209	0.164	0.113	0.543	0.313	0.107	0.194	0.680
98	0.578	0.212	0.169	0.111	0.541	0.317	0.106	0.194	0.680
99	0.568	0.214	0.174	0.108	0.538	0.321	0.106	0.194	0.680

Transition matrices giving estimates of healthy life expectancy for hampering health (HH) condition for women										
I.State	None/Slight			N/S	Some			N/S	Severe	
	E.State	N/S	Some		Severe	N/S	Some		Severe	
Age										
0	0.996	0.003	0.001	0.471	0.467	0.061	0.108	0.196	0.677	
1	0.996	0.004	0.001	0.466	0.471	0.062	0.108	0.196	0.677	
2	0.995	0.004	0.001	0.461	0.474	0.064	0.108	0.196	0.677	
3	0.995	0.004	0.001	0.455	0.478	0.065	0.108	0.195	0.678	
4	0.995	0.005	0.001	0.450	0.481	0.067	0.108	0.195	0.678	
5	0.994	0.005	0.001	0.445	0.485	0.069	0.107	0.195	0.678	
6	0.994	0.005	0.001	0.440	0.488	0.070	0.107	0.195	0.679	
7	0.993	0.006	0.001	0.435	0.491	0.072	0.107	0.195	0.679	
8	0.993	0.006	0.001	0.430	0.495	0.074	0.107	0.195	0.679	
9	0.992	0.006	0.001	0.425	0.498	0.076	0.107	0.194	0.680	
10	0.992	0.007	0.001	0.420	0.501	0.077	0.107	0.194	0.680	
11	0.991	0.007	0.001	0.414	0.504	0.079	0.106	0.194	0.680	
12	0.991	0.008	0.001	0.409	0.507	0.081	0.106	0.194	0.680	
13	0.990	0.008	0.002	0.404	0.510	0.083	0.106	0.194	0.681	
14	0.990	0.009	0.002	0.399	0.513	0.085	0.106	0.194	0.681	
15	0.989	0.009	0.002	0.394	0.516	0.087	0.106	0.193	0.681	
16	0.988	0.010	0.002	0.389	0.519	0.089	0.105	0.193	0.682	
17	0.987	0.010	0.002	0.384	0.522	0.091	0.105	0.193	0.682	
18	0.987	0.011	0.002	0.379	0.525	0.093	0.105	0.193	0.682	
19	0.986	0.012	0.002	0.374	0.527	0.095	0.105	0.193	0.683	
20	0.985	0.012	0.003	0.370	0.530	0.097	0.105	0.193	0.683	
21	0.984	0.013	0.003	0.365	0.533	0.100	0.105	0.192	0.683	
22	0.983	0.014	0.003	0.360	0.535	0.102	0.104	0.192	0.683	
23	0.982	0.015	0.003	0.355	0.538	0.104	0.104	0.192	0.684	
24	0.981	0.015	0.004	0.350	0.540	0.106	0.104	0.192	0.684	
25	0.980	0.016	0.004	0.345	0.542	0.109	0.104	0.192	0.684	
26	0.979	0.017	0.004	0.341	0.545	0.111	0.104	0.192	0.685	
27	0.977	0.018	0.004	0.336	0.547	0.113	0.103	0.191	0.685	
28	0.976	0.019	0.005	0.331	0.549	0.116	0.103	0.191	0.685	
29	0.975	0.020	0.005	0.326	0.551	0.118	0.103	0.191	0.686	
30	0.973	0.021	0.005	0.322	0.553	0.121	0.103	0.191	0.686	
31	0.972	0.022	0.006	0.317	0.555	0.123	0.103	0.191	0.686	
32	0.970	0.024	0.006	0.312	0.557	0.126	0.103	0.191	0.686	
33	0.968	0.025	0.007	0.308	0.559	0.128	0.102	0.190	0.687	
34	0.967	0.026	0.007	0.303	0.560	0.131	0.102	0.190	0.687	
35	0.965	0.027	0.007	0.299	0.562	0.134	0.102	0.190	0.687	
36	0.963	0.029	0.008	0.294	0.564	0.136	0.102	0.190	0.688	
37	0.961	0.030	0.008	0.290	0.565	0.139	0.102	0.190	0.688	
38	0.959	0.032	0.009	0.285	0.567	0.142	0.102	0.190	0.688	
39	0.957	0.033	0.010	0.281	0.568	0.145	0.101	0.189	0.689	
40	0.954	0.035	0.010	0.277	0.569	0.148	0.101	0.189	0.689	
41	0.952	0.037	0.011	0.272	0.571	0.150	0.101	0.189	0.689	
42	0.949	0.038	0.012	0.268	0.572	0.153	0.101	0.189	0.689	
43	0.947	0.040	0.012	0.264	0.573	0.156	0.101	0.189	0.690	
44	0.944	0.042	0.013	0.259	0.574	0.159	0.100	0.189	0.690	
45	0.942	0.044	0.014	0.255	0.575	0.162	0.100	0.188	0.690	
46	0.939	0.046	0.015	0.251	0.576	0.165	0.100	0.188	0.691	
47	0.936	0.048	0.016	0.247	0.576	0.168	0.100	0.188	0.691	
48	0.933	0.050	0.016	0.243	0.577	0.171	0.100	0.188	0.691	
49	0.929	0.052	0.017	0.239	0.578	0.175	0.100	0.188	0.691	
50	0.926	0.054	0.018	0.235	0.578	0.178	0.099	0.188	0.692	
51	0.923	0.056	0.020	0.231	0.579	0.181	0.099	0.187	0.692	
52	0.919	0.058	0.021	0.227	0.579	0.184	0.099	0.187	0.692	
53	0.916	0.061	0.022	0.223	0.579	0.187	0.099	0.187	0.693	
54	0.912	0.063	0.023	0.219	0.580	0.191	0.099	0.187	0.693	
55	0.908	0.066	0.024	0.215	0.580	0.194	0.099	0.187	0.693	
56	0.904	0.068	0.026	0.212	0.580	0.197	0.098	0.187	0.693	
57	0.900	0.071	0.027	0.208	0.580	0.201	0.098	0.186	0.694	
58	0.895	0.073	0.029	0.204	0.580	0.204	0.098	0.186	0.694	
59	0.891	0.076	0.030	0.200	0.579	0.207	0.098	0.186	0.694	
60	0.886	0.079	0.032	0.197	0.579	0.211	0.098	0.186	0.695	
61	0.882	0.082	0.033	0.193	0.579	0.214	0.097	0.186	0.695	
62	0.877	0.084	0.035	0.190	0.579	0.218	0.097	0.186	0.695	
63	0.872	0.087	0.037	0.186	0.578	0.221	0.097	0.186	0.695	
64	0.867	0.090	0.039	0.183	0.577	0.225	0.097	0.185	0.696	
65	0.862	0.093	0.041	0.179	0.577	0.228	0.097	0.185	0.696	
66	0.856	0.096	0.043	0.176	0.576	0.232	0.097	0.185	0.696	
67	0.851	0.099	0.045	0.173	0.575	0.236	0.096	0.185	0.697	
68	0.845	0.103	0.047	0.169	0.574	0.239	0.096	0.185	0.697	
69	0.839	0.106	0.049	0.166	0.574	0.243	0.096	0.185	0.697	
70	0.833	0.109	0.051	0.163	0.573	0.246	0.096	0.184	0.697	
71	0.827	0.112	0.054	0.160	0.571	0.250	0.096	0.184	0.698	
72	0.821	0.116	0.056	0.156	0.570	0.254	0.096	0.184	0.698	
73	0.815	0.119	0.059	0.153	0.569	0.258	0.095	0.184	0.698	
74	0.808	0.122	0.061	0.150	0.568	0.261	0.095	0.184	0.699	
75	0.802	0.126	0.064	0.147	0.566	0.265	0.095	0.184	0.699	
76	0.795	0.129	0.067	0.144	0.565	0.269	0.095	0.183	0.699	
77	0.788	0.132	0.070	0.141	0.563	0.273	0.095	0.183	0.699	
78	0.781	0.136	0.073	0.139	0.562	0.276	0.095	0.183	0.700	
79	0.774	0.139	0.076	0.136	0.560	0.280	0.094	0.183	0.700	
80	0.767	0.143	0.079	0.133	0.558	0.284	0.094	0.183	0.700	
81	0.759	0.146	0.082	0.130	0.556	0.288	0.094	0.183	0.701	
82	0.752	0.149	0.085	0.127	0.555	0.292	0.094	0.182	0.701	
83	0.744	0.153	0.089	0.125	0.553	0.296	0.094	0.182	0.701	
84	0.736	0.156	0.092	0.122	0.551	0.299	0.094	0.182	0.701	
85	0.728	0.160	0.096	0.119	0.548	0.303	0.093	0.182	0.702	
86	0.720	0.163	0.100	0.117	0.546	0.307	0.093	0.182	0.702	
87	0.712	0.166	0.103	0.114	0.544	0.311	0.093	0.182	0.702	
88	0.704	0.170	0.107	0.112	0.542	0.315	0.093	0.181	0.703	
89	0.696	0.173	0.111	0.109	0.539	0.319	0.093	0.181	0.703	
90	0.687	0.176	0.115	0.107	0.537	0.323	0.093	0.181	0.703	
91	0.679	0.179	0.119	0.105	0.535	0.327	0.092	0.181	0.703	
92	0.670	0.183	0.123	0.102	0.532	0.330	0.092	0.181	0.704	
93	0.661	0.186	0.127	0.100	0.529	0.334	0.092	0.181	0.704	
94	0.652	0.189	0.132	0.098	0.527	0.338	0.092	0.180	0.704	
95	0.644	0.192	0.136	0.095	0.524	0.342	0.092	0.180	0.704	
96	0.635	0.195	0.140	0.093	0.521	0.346	0.092	0.180	0.705	
97	0.626	0.198	0.145	0.091	0.518	0.350	0.091	0.180	0.705	
98	0.616	0.201	0.149	0.089	0.516	0.354	0.091	0.180	0.705	
99	0.607	0.203	0.154	0.087	0.513	0.357	0.091	0.179	0.706	



## A1.9 United Kingdom

Expected time spent in each health state for self-reported health (SAH) for men																
L.State	Very Good				Good				Fair				Bad/Very Bad			
E.State	VG	G	F	B/VB	VG	G	F	B/VB	VG	G	F	B/VB	VG	G	F	B/VB
Age																
0	22.28	40.12	12.40	3.76	21.66	40.66	12.53	3.78	21.66	40.66	12.53	3.78	21.66	40.66	12.53	3.78
1	21.93	39.61	12.31	3.75	21.32	40.15	12.44	3.76	21.31	40.15	12.44	3.76	21.31	40.15	12.44	3.76
2	21.59	39.10	12.21	3.74	20.98	39.64	12.34	3.75	20.97	39.64	12.35	3.75	20.96	39.64	12.35	3.75
3	21.25	38.59	12.12	3.72	20.63	39.13	12.25	3.73	20.62	39.13	12.25	3.74	20.61	39.14	12.26	3.74
4	20.91	38.08	12.02	3.71	20.29	38.62	12.15	3.72	20.27	38.62	12.16	3.72	20.26	38.63	12.16	3.72
5	20.57	37.56	11.92	3.69	19.95	38.10	12.05	3.71	19.93	38.11	12.06	3.71	19.91	38.12	12.07	3.71
6	20.24	37.05	11.82	3.68	19.62	37.59	11.95	3.69	19.58	37.60	11.97	3.69	19.57	37.61	11.98	3.70
7	19.90	36.54	11.72	3.66	19.28	37.08	11.86	3.68	19.24	37.09	11.87	3.68	19.22	37.09	11.88	3.68
8	19.57	36.02	11.62	3.65	18.95	36.56	11.76	3.66	18.90	36.58	11.78	3.67	18.88	36.58	11.79	3.67
9	19.24	35.51	11.52	3.63	18.61	36.05	11.66	3.65	18.56	36.06	11.68	3.65	18.54	36.07	11.69	3.65
10	18.91	34.99	11.42	3.62	18.28	35.53	11.56	3.63	18.23	35.55	11.58	3.64	18.20	35.55	11.59	3.64
11	18.58	34.47	11.32	3.60	17.95	35.01	11.45	3.62	17.89	35.03	11.48	3.62	17.86	35.03	11.50	3.63
12	18.25	33.96	11.22	3.59	17.62	34.50	11.35	3.60	17.56	34.51	11.38	3.61	17.52	34.52	11.40	3.61
13	17.92	33.44	11.11	3.57	17.29	33.98	11.25	3.58	17.22	34.00	11.28	3.59	17.19	34.00	11.30	3.60
14	17.60	32.92	11.01	3.55	16.97	33.46	11.15	3.57	16.89	33.48	11.18	3.58	16.85	33.48	11.20	3.58
15	17.28	32.40	10.90	3.54	16.64	32.94	11.04	3.55	16.56	32.96	11.08	3.56	16.52	32.96	11.10	3.57
16	16.95	31.88	10.80	3.52	16.32	32.42	10.94	3.54	16.23	32.44	10.98	3.55	16.19	32.44	11.00	3.55
17	16.63	31.36	10.69	3.50	16.00	31.90	10.83	3.52	15.91	31.92	10.87	3.53	15.86	31.91	10.90	3.54
18	16.32	30.84	10.58	3.49	15.68	31.38	10.72	3.50	15.58	31.39	10.77	3.51	15.53	31.39	10.80	3.52
19	16.00	30.32	10.47	3.47	15.36	30.85	10.62	3.49	15.26	30.87	10.67	3.50	15.20	30.87	10.69	3.51
20	15.68	29.80	10.37	3.45	15.04	30.33	10.51	3.47	14.93	30.35	10.56	3.48	14.88	30.34	10.59	3.49
21	15.37	29.27	10.26	3.43	14.72	29.81	10.40	3.45	14.61	29.83	10.45	3.46	14.56	29.82	10.48	3.47
22	15.05	28.75	10.14	3.42	14.41	29.28	10.29	3.43	14.29	29.30	10.35	3.45	14.23	29.29	10.38	3.46
23	14.74	28.23	10.03	3.40	14.09	28.76	10.18	3.42	13.97	28.78	10.24	3.43	13.91	28.76	10.27	3.44
24	14.43	27.70	9.92	3.38	13.78	28.23	10.07	3.40	13.66	28.25	10.13	3.41	13.59	28.24	10.17	3.43
25	14.12	27.18	9.81	3.36	13.47	27.71	9.96	3.38	13.34	27.73	10.02	3.40	13.28	27.71	10.06	3.41
26	13.81	26.65	9.69	3.34	13.16	27.18	9.84	3.36	13.03	27.20	9.91	3.38	12.96	27.18	9.95	3.39
27	13.51	26.13	9.58	3.32	12.86	26.66	9.73	3.34	12.71	26.67	9.80	3.36	12.64	26.65	9.84	3.38
28	13.20	25.60	9.46	3.30	12.55	26.13	9.61	3.32	12.40	26.14	9.69	3.34	12.33	26.12	9.73	3.36
29	12.90	25.08	9.35	3.28	12.24	25.60	9.50	3.30	12.09	25.61	9.58	3.33	12.02	25.58	9.62	3.34
30	12.60	24.55	9.23	3.26	11.94	25.08	9.38	3.28	11.78	25.09	9.46	3.31	11.71	25.05	9.51	3.33
31	12.30	24.02	9.11	3.24	11.64	24.55	9.26	3.26	11.48	24.56	9.35	3.29	11.40	24.52	9.40	3.31
32	12.00	23.49	8.99	3.22	11.34	24.02	9.15	3.24	11.17	24.03	9.24	3.27	11.09	23.99	9.28	3.29
33	11.70	22.97	8.87	3.20	11.04	23.49	9.03	3.22	10.87	23.50	9.12	3.25	10.79	23.45	9.17	3.27
34	11.41	22.44	8.75	3.18	10.74	22.96	8.91	3.20	10.56	22.96	9.00	3.23	10.48	22.92	9.05	3.25
35	11.11	21.91	8.63	3.16	10.45	22.43	8.78	3.18	10.26	22.43	8.89	3.21	10.18	22.38	8.94	3.24
36	10.82	21.38	8.51	3.14	10.15	21.90	8.66	3.16	9.96	21.90	8.77	3.19	9.88	21.85	8.82	3.22
37	10.53	20.86	8.38	3.12	9.86	21.37	8.54	3.14	9.67	21.37	8.65	3.17	9.58	21.31	8.70	3.20
38	10.24	20.33	8.26	3.09	9.57	20.84	8.42	3.12	9.37	20.84	8.53	3.15	9.28	20.77	8.58	3.18
39	9.95	19.80	8.13	3.07	9.28	20.31	8.29	3.09	9.08	20.31	8.41	3.13	8.98	20.24	8.46	3.16
40	9.66	19.27	8.00	3.05	8.99	19.78	8.17	3.07	8.78	19.77	8.28	3.11	8.68	19.70	8.34	3.14
41	9.38	18.74	7.88	3.03	8.70	19.25	8.04	3.05	8.49	19.24	8.16	3.09	8.39	19.16	8.22	3.12
42	9.09	18.21	7.75	3.00	8.42	18.72	7.91	3.03	8.20	18.71	8.04	3.07	8.10	18.62	8.10	3.10
43	8.81	17.68	7.62	2.98	8.13	18.19	7.78	3.00	7.91	18.17	7.91	3.05	7.81	18.08	7.97	3.08
44	8.53	17.15	7.49	2.95	7.85	17.66	7.65	2.98	7.62	17.64	7.79	3.02	7.52	17.54	7.85	3.06
45	8.25	16.62	7.35	2.93	7.57	17.13	7.52	2.95	7.34	17.10	7.66	3.00	7.23	17.00	7.72	3.04
46	7.97	16.09	7.22	2.90	7.29	16.60	7.39	2.93	7.05	16.57	7.53	2.98	6.94	16.46	7.59	3.02
47	7.69	15.57	7.09	2.88	7.01	16.07	7.26	2.90	6.77	16.04	7.40	2.95	6.66	15.93	7.46	3.00
48	7.42	15.04	6.95	2.85	6.73	15.54	7.12	2.88	6.49	15.50	7.27	2.93	6.38	15.39	7.34	2.97
49	7.14	14.51	6.82	2.82	6.46	15.01	6.99	2.85	6.21	14.97	7.14	2.91	6.09	14.85	7.20	2.95
50	6.87	13.98	6.68	2.80	6.18	14.48	6.85	2.82	5.93	14.43	7.01	2.88	5.81	14.31	7.07	2.93
51	6.60	13.45	6.54	2.77	5.91	13.95	6.71	2.80	5.65	13.90	6.87	2.86	5.53	13.77	6.94	2.91
52	6.33	12.92	6.40	2.74	5.64	13.42	6.58	2.77	5.38	13.36	6.74	2.83	5.26	13.23	6.81	2.88
53	6.06	12.39	6.26	2.71	5.37	12.89	6.44	2.74	5.10	12.83	6.61	2.80	4.98	12.69	6.67	2.86
54	5.80	11.86	6.12	2.68	5.10	12.36	6.30	2.71	4.83	12.29	6.47	2.78	4.71	12.15	6.54	2.83
55	5.53	11.34	5.98	2.65	4.83	11.83	6.15	2.68	4.56	11.76	6.33	2.75	4.44	11.61	6.40	2.81
56	5.27	10.81	5.83	2.62	4.57	11.30	6.01	2.65	4.29	11.23	6.19	2.72	4.17	11.07	6.26	2.78
57	5.01	10.28	5.69	2.59	4.30	10.77	5.87	2.62	4.02	10.69	6.05	2.70	3.90	10.53	6.12	2.76
58	4.74	9.75	5.54	2.56	4.04	10.24	5.72	2.59	3.75	10.16	5.91	2.67	3.63	9.99	5.98	2.73
59	4.49	9.23	5.39	2.52	3.78	9.71	5.58	2.56	3.49	9.62	5.77	2.64	3.36	9.44	5.84	2.71
60	4.23	8.71	5.25	2.49	3.52	9.18	5.43	2.52	3.22	9.08	5.63	2.61	3.09	8.90	5.70	2.68
61	3.98	8.19	5.10	2.45	3.26	8.65	5.28	2.49	2.95	8.54	5.48	2.58	2.82	8.34	5.55	2.66
62	3.74	7.69	4.95	2.42	3.00	8.12	5.13	2.46	2.68	7.97	5.33	2.55	2.54	7.76	5.40	2.63
63	3.51	7.23	4.80	2.37	2.74	7.59	4.98	2.42	2.39	7.37	5.18	2.53	2.24	7.11	5.24	2.62
64	3.31	6.81	4.64	2.33	2.49	7.09	4.84	2.38	2.07	6.65	5.01	2.52	1.88	6.21	5.01	2.63
65	3.16	6.47	4.49	2.27	2.25	6.70	4.70	2.33	1.72	5.73	5.03	2.51	1.17	4.09	4.01	2.84
66	2.98	6.24	4.39	2.25	2.08	6.45	4.61	2.31	1.58	5.47	4.93	2.49	1.06	3.86	3.89	2.81
67	2.81	6.00	4.30	2.22	1.93	6.19	4.52	2.29	1.45	5.21	4.82	2.47	0.96	3.63	3.76	2.79
68	2.64	5.78	4.21	2.20	1.78	5.95	4.42	2.27	1.33	4.97	4.71	2.45	0.87	3.42	3.64	2.76
69	2.49	5.55	4.11	2.17	1.65	5.71	4.33	2.25	1.21	4.73	4.61	2.42	0.79	3.21	3.52	2.73
70	2.34	5.34	4.02	2.15	1.52	5.47	4.23	2.22	1.11	4.49	4.50	2.40	0.71	3.01	3.40	2.70
71	2.20	5.13	3.93	2.12	1.41	5.25	4.14	2.20	1.02	4.27	4.39	2.38	0.64	2.83	3.28	2.67
72	2.07	4.92	3.83	2.09	1.30	5.03	4.04	2.17	0.93	4.05	4.29	2.35	0.58	2.65	3.17	2.63
73	1.95	4.73	3.74	2.06	1.20	4.81	3.94	2.14	0.85	3.85	4.18	2.32	0.52	2.48	3.05	2.60
74	1.84	4.54	3.64													

Expected time spent in each health state for self-reported health (SAH) for women																
L.State E.State	Very Good				Good				Fair				Bad/Very Bad			
	VG	G	F	B/VB	VG	G	F	B/VB	VG	G	F	B/VB	VG	G	F	B/VB
Age																
0	25.45	38.20	10.49	3.21	24.84	38.75	10.60	3.22	24.78	38.78	10.62	3.22	24.73	38.79	10.64	3.23
1	25.06	37.72	10.41	3.20	24.45	38.27	10.52	3.21	24.39	38.29	10.54	3.21	24.33	38.31	10.56	3.22
2	24.67	37.23	10.33	3.19	24.06	37.78	10.43	3.20	23.99	37.81	10.46	3.20	23.93	37.82	10.49	3.21
3	24.29	36.74	10.24	3.17	23.67	37.29	10.35	3.18	23.60	37.32	10.38	3.19	23.54	37.34	10.41	3.20
4	23.90	36.25	10.16	3.16	23.29	36.80	10.27	3.17	23.20	36.84	10.30	3.18	23.14	36.85	10.33	3.19
5	23.52	35.76	10.07	3.15	22.90	36.31	10.18	3.16	22.81	36.35	10.22	3.17	22.75	36.36	10.25	3.17
6	23.13	35.27	9.99	3.14	22.51	35.82	10.10	3.15	22.42	35.86	10.14	3.16	22.35	35.87	10.17	3.16
7	22.75	34.78	9.90	3.13	22.13	35.33	10.02	3.14	22.03	35.37	10.06	3.14	21.96	35.38	10.09	3.15
8	22.37	34.29	9.82	3.11	21.75	34.84	9.93	3.12	21.64	34.88	9.97	3.13	21.57	34.89	10.01	3.14
9	21.99	33.80	9.73	3.10	21.37	34.35	9.84	3.11	21.26	34.39	9.89	3.12	21.18	34.39	9.93	3.13
10	21.61	33.30	9.64	3.09	20.99	33.85	9.76	3.10	20.87	33.89	9.81	3.11	20.79	33.90	9.84	3.12
11	21.24	32.81	9.56	3.08	20.61	33.36	9.67	3.09	20.49	33.40	9.72	3.10	20.41	33.40	9.76	3.11
12	20.86	32.31	9.47	3.06	20.23	32.86	9.58	3.07	20.11	32.91	9.64	3.09	20.02	32.91	9.68	3.10
13	20.49	31.82	9.38	3.05	19.86	32.37	9.49	3.06	19.73	32.41	9.55	3.07	19.64	32.41	9.59	3.09
14	20.12	31.32	9.29	3.04	19.49	31.87	9.41	3.05	19.35	31.91	9.47	3.06	19.26	31.91	9.51	3.07
15	19.75	30.82	9.20	3.02	19.11	31.37	9.32	3.03	18.97	31.42	9.38	3.05	18.88	31.41	9.43	3.06
16	19.38	30.33	9.11	3.01	18.74	30.88	9.22	3.02	18.59	30.92	9.29	3.04	18.50	30.91	9.34	3.05
17	19.01	29.83	9.01	3.00	18.37	30.38	9.13	3.01	18.22	30.42	9.20	3.02	18.12	30.41	9.25	3.04
18	18.64	29.33	8.92	2.98	18.01	29.88	9.04	2.99	17.84	29.92	9.11	3.01	17.74	29.91	9.17	3.03
19	18.28	28.83	8.83	2.97	17.64	29.38	8.95	2.98	17.47	29.42	9.02	3.00	17.37	29.41	9.08	3.02
20	17.92	28.33	8.73	2.95	17.27	28.88	8.86	2.96	17.10	28.92	8.93	2.98	17.00	28.90	8.99	3.00
21	17.55	27.83	8.64	2.94	16.91	28.38	8.76	2.95	16.73	28.42	8.84	2.97	16.62	28.40	8.90	2.99
22	17.19	27.33	8.54	2.92	16.55	27.87	8.67	2.94	16.36	27.92	8.75	2.96	16.25	27.89	8.81	2.98
23	16.83	26.83	8.45	2.91	16.19	27.37	8.57	2.92	16.00	27.42	8.66	2.94	15.88	27.39	8.72	2.97
24	16.47	26.32	8.35	2.89	15.83	26.87	8.48	2.91	15.63	26.91	8.57	2.93	15.52	26.88	8.63	2.95
25	16.12	25.82	8.25	2.88	15.47	26.37	8.38	2.89	15.27	26.41	8.47	2.92	15.15	26.37	8.54	2.94
26	15.76	25.32	8.16	2.86	15.11	25.86	8.28	2.88	14.91	25.90	8.38	2.90	14.79	25.86	8.45	2.93
27	15.41	24.81	8.06	2.85	14.76	25.36	8.18	2.86	14.54	25.40	8.29	2.89	14.42	25.35	8.35	2.91
28	15.06	24.31	7.96	2.83	14.40	24.85	8.08	2.84	14.18	24.89	8.19	2.87	14.06	24.84	8.26	2.90
29	14.71	23.80	7.86	2.81	14.05	24.35	7.98	2.83	13.83	24.39	8.09	2.86	13.70	24.33	8.16	2.89
30	14.36	23.30	7.75	2.80	13.70	23.84	7.88	2.81	13.47	23.88	8.00	2.84	13.34	23.82	8.07	2.88
31	14.01	22.79	7.65	2.78	13.35	23.34	7.78	2.80	13.12	23.37	7.90	2.83	12.98	23.30	7.97	2.86
32	13.66	22.29	7.55	2.76	13.00	22.83	7.68	2.78	12.76	22.86	7.80	2.81	12.63	22.79	7.88	2.85
33	13.32	21.78	7.44	2.75	12.65	22.32	7.58	2.76	12.41	22.35	7.70	2.80	12.27	22.27	7.78	2.83
34	12.97	21.27	7.34	2.73	12.31	21.82	7.47	2.74	12.06	21.84	7.60	2.78	11.92	21.76	7.68	2.82
35	12.63	20.77	7.23	2.71	11.97	21.31	7.37	2.73	11.71	21.33	7.50	2.77	11.57	21.24	7.58	2.81
36	12.29	20.26	7.13	2.69	11.62	20.80	7.26	2.71	11.36	20.82	7.40	2.75	11.22	20.73	7.48	2.79
37	11.95	19.75	7.02	2.67	11.28	20.29	7.16	2.69	11.02	20.31	7.30	2.73	10.87	20.21	7.38	2.78
38	11.62	19.24	6.91	2.66	10.94	19.78	7.05	2.67	10.67	19.80	7.19	2.72	10.52	19.69	7.28	2.76
39	11.28	18.74	6.80	2.64	10.60	19.28	6.94	2.65	10.33	19.29	7.09	2.70	10.18	19.18	7.17	2.75
40	10.94	18.23	6.69	2.62	10.27	18.77	6.83	2.63	9.99	18.78	6.98	2.68	9.83	18.66	7.07	2.73
41	10.61	17.72	6.58	2.60	9.93	18.26	6.72	2.61	9.64	18.27	6.88	2.66	9.49	18.14	6.96	2.72
42	10.28	17.21	6.47	2.58	9.60	17.75	6.61	2.59	9.31	17.75	6.77	2.65	9.15	17.62	6.86	2.70
43	9.95	16.70	6.36	2.56	9.27	17.24	6.50	2.57	8.97	17.24	6.67	2.63	8.81	17.10	6.75	2.68
44	9.62	16.19	6.25	2.54	8.94	16.73	6.39	2.55	8.63	16.73	6.56	2.61	8.47	16.58	6.65	2.67
45	9.29	15.69	6.13	2.51	8.61	16.22	6.28	2.53	8.30	16.21	6.45	2.59	8.13	16.06	6.54	2.65
46	8.97	15.18	6.02	2.49	8.28	15.71	6.16	2.51	7.97	15.70	6.34	2.57	7.80	15.54	6.43	2.63
47	8.64	14.67	5.90	2.47	7.95	15.20	6.05	2.49	7.63	15.18	6.23	2.55	7.46	15.02	6.32	2.62
48	8.32	14.16	5.78	2.45	7.63	14.69	5.93	2.47	7.30	14.67	6.12	2.53	7.13	14.50	6.21	2.60
49	8.00	13.65	5.66	2.42	7.31	14.18	5.81	2.45	6.98	14.16	6.00	2.51	6.80	13.98	6.09	2.58
50	7.68	13.14	5.54	2.40	6.99	13.67	5.69	2.42	6.65	13.64	5.89	2.49	6.47	13.45	5.98	2.57
51	7.36	12.63	5.42	2.38	6.67	13.16	5.58	2.40	6.32	13.13	5.78	2.47	6.15	12.93	5.87	2.55
52	7.04	12.12	5.30	2.35	6.35	12.65	5.46	2.38	6.00	12.61	5.66	2.45	5.82	12.41	5.75	2.53
53	6.73	11.61	5.18	2.33	6.03	12.14	5.33	2.35	5.68	12.10	5.54	2.43	5.50	11.89	5.64	2.51
54	6.41	11.10	5.06	2.30	5.71	11.62	5.21	2.33	5.36	11.58	5.43	2.41	5.18	11.37	5.52	2.49
55	6.10	10.59	4.93	2.28	5.40	11.11	5.09	2.30	5.04	11.07	5.31	2.39	4.85	10.85	5.40	2.47
56	5.79	10.08	4.81	2.25	5.09	10.60	4.97	2.28	4.72	10.55	5.19	2.36	4.54	10.33	5.28	2.45
57	5.48	9.57	4.68	2.22	4.78	10.09	4.84	2.25	4.40	10.03	5.07	2.34	4.22	9.80	5.16	2.43
58	5.17	9.07	4.55	2.20	4.47	9.58	4.71	2.22	4.09	9.52	4.95	2.32	3.90	9.28	5.04	2.41
59	4.87	8.56	4.43	2.17	4.16	9.07	4.59	2.20	3.77	9.00	4.82	2.29	3.59	8.75	4.92	2.39
60	4.56	8.06	4.30	2.14	3.85	8.56	4.46	2.17	3.46	8.47	4.70	2.27	3.27	8.22	4.79	2.37
61	4.27	7.57	4.17	2.11	3.54	8.05	4.33	2.14	3.14	7.93	4.57	2.25	2.95	7.66	4.66	2.35
62	3.98	7.09	4.05	2.08	3.24	7.53	4.20	2.11	2.82	7.37	4.43	2.22	2.61	7.06	4.51	2.33
63	3.70	6.65	3.92	2.04	2.93	7.03	4.07	2.08	2.47	6.74	4.28	2.20	2.24	6.34	4.33	2.32
64	3.45	6.27	3.80	2.00	2.64	6.55	3.96	2.05	2.07	5.94	4.08	2.19	1.76	5.24	4.01	2.32
65	3.24	5.98	3.69	1.96	2.37	6.20	3.86	2.01	1.62	4.87	4.09	2.18	0.83	2.65	2.59	2.37
66	3.05	5.76	3.62	1.94	2.19	5.97	3.79	1.99	1.48	4.64	4.00	2.16	0.74	2.47	2.49	2.34
67	2.87	5.55	3.54	1.91	2.03	5.74	3.72	1.97	1.36	4.41	3.91	2.14	0.67	2.31	2.40	2.31
68	2.70	5.35	3.47	1.89	1.88	5.52	3.64	1.95	1.24	4.19	3.82	2.12	0.60	2.15	2.30	2.27
69	2.55	5.15	3.40	1.87	1.74	5.31	3.57	1.93	1.13	3.98	3.73	2.10	0.54	2.00	2.21	2.24
70	2.40	4.96	3.32	1.84	1.61	5.10	3.49	1.91	1.03	3.78	3.64	2.08	0.48	1.86	2.12	2.21
71	2.26	4.77	3.25	1.82	1.49	4.90	3.42	1.89	0.94	3.59	3.56	2.05	0.43	1.73	2.03	2.17
72	2.13	4.59	3.17	1.80	1.38	4.70	3.34	1.86	0.86	3.40	3.47	2.03	0.38	1.61	1.95	2.14
73	2.00	4.41	3.10	1.77	1.27	4.51	3.27	1.84	0.78	3.22	3.38	2.01	0.34	1.49	1.86	2.10
74	1.88	4.24	3.03	1.74	1.18	4.33	3.19	1.81	0.71</							

Expected time spent in each state for hampering health (HH) condition for men					
I.State	None/Slight			Severe	
E.State	None/Slight	Severe	None/Slight	Severe	Severe
Age					
0	66.47	10.36	65.84	10.92	
1	65.49	10.35	64.84	10.93	
2	64.51	10.33	63.84	10.94	
3	63.54	10.32	62.84	10.94	
4	62.57	10.31	61.84	10.95	
5	61.60	10.29	60.84	10.96	
6	60.63	10.28	59.84	10.97	
7	59.66	10.26	58.84	10.97	
8	58.69	10.24	57.84	10.98	
9	57.73	10.22	56.84	10.99	
10	56.77	10.20	55.85	10.99	
11	55.81	10.18	54.85	11.00	
12	54.85	10.16	53.85	11.00	
13	53.89	10.14	52.85	11.01	
14	52.94	10.12	51.86	11.01	
15	51.98	10.09	50.86	11.02	
16	51.03	10.07	49.87	11.02	
17	50.09	10.04	48.88	11.02	
18	49.14	10.01	47.89	11.02	
19	48.20	9.98	46.89	11.02	
20	47.27	9.95	45.90	11.02	
21	46.33	9.91	44.92	11.02	
22	45.40	9.88	43.93	11.02	
23	44.47	9.84	42.94	11.01	
24	43.55	9.80	41.96	11.01	
25	42.63	9.76	40.98	11.00	
26	41.71	9.71	40.00	10.99	
27	40.80	9.67	39.02	10.98	
28	39.89	9.62	38.04	10.97	
29	38.99	9.57	37.07	10.96	
30	38.10	9.51	36.10	10.94	
31	37.20	9.45	35.13	10.92	
32	36.32	9.39	34.17	10.90	
33	35.44	9.33	33.21	10.88	
34	34.57	9.27	32.25	10.85	
35	33.70	9.20	31.30	10.82	
36	32.84	9.12	30.35	10.78	
37	31.99	9.05	29.41	10.75	
38	31.14	8.97	28.48	10.71	
39	30.31	8.88	27.55	10.66	
40	29.48	8.79	26.63	10.61	
41	28.66	8.70	25.71	10.55	
42	27.85	8.61	24.81	10.49	
43	27.04	8.50	23.91	10.43	
44	26.25	8.40	23.02	10.36	
45	25.47	8.29	22.14	10.28	
46	24.70	8.17	21.28	10.20	
47	23.94	8.05	20.42	10.11	
48	23.19	7.93	19.58	10.02	
49	22.45	7.80	18.75	9.91	
50	21.72	7.66	17.94	9.80	
51	21.01	7.52	17.14	9.68	
52	20.31	7.37	16.36	9.55	
53	19.62	7.22	15.59	9.42	
54	18.94	7.07	14.85	9.27	
55	18.27	6.91	14.13	9.11	
56	17.62	6.74	13.43	8.93	
57	16.97	6.57	12.75	8.74	
58	16.34	6.40	12.11	8.53	
59	15.72	6.23	11.49	8.30	
60	15.10	6.05	10.92	8.05	
61	14.49	5.88	10.38	7.76	
62	13.88	5.72	9.89	7.44	
63	13.26	5.56	9.45	7.07	
64	12.64	5.42	9.07	6.65	
65	12.00	5.30	8.77	6.16	
66	11.38	5.24	8.20	6.08	
67	10.78	5.16	7.66	5.99	
68	10.20	5.09	7.15	5.90	
69	9.65	5.01	6.66	5.81	
70	9.11	4.93	6.20	5.71	
71	8.60	4.85	5.77	5.62	
72	8.11	4.76	5.36	5.52	
73	7.65	4.67	4.97	5.41	
74	7.20	4.58	4.61	5.31	
75	6.77	4.49	4.27	5.20	
76	6.37	4.39	3.95	5.10	
77	5.98	4.29	3.65	4.99	
78	5.62	4.19	3.37	4.87	
79	5.27	4.09	3.11	4.76	
80	4.94	3.98	2.87	4.65	
81	4.63	3.87	2.64	4.53	
82	4.34	3.76	2.43	4.41	
83	4.06	3.65	2.23	4.29	
84	3.79	3.53	2.05	4.17	
85	3.54	3.41	1.88	4.04	
86	3.30	3.28	1.72	3.92	
87	3.08	3.15	1.57	3.78	
88	2.86	3.01	1.43	3.64	
89	2.65	2.86	1.29	3.50	
90	2.46	2.70	1.17	3.34	
91	2.27	2.53	1.05	3.18	
92	2.08	2.35	0.93	3.00	
93	1.90	2.14	0.81	2.80	
94	1.72	1.91	0.70	2.58	
95	1.54	1.66	0.58	2.32	
96	1.35	1.37	0.46	2.03	
97	1.13	1.04	0.34	1.68	
98	0.88	0.68	0.21	1.25	
99	0.54	0.30	0.09	0.71	

Expected time spent in each state for hampering health (HH) condition for women					
I.State	None/Slight		Severe		
E.State	None/Slight	Severe	None/Slight	Severe	Severe
Age					
0	66.19	8.97	65.22	9.77	
1	65.21	8.95	64.19	9.79	
2	64.23	8.94	63.17	9.80	
3	63.25	8.93	62.15	9.82	
4	62.28	8.92	61.12	9.84	
5	61.30	8.91	60.10	9.85	
6	60.33	8.89	59.07	9.87	
7	59.35	8.88	58.04	9.89	
8	58.38	8.86	57.02	9.91	
9	57.41	8.84	55.99	9.92	
10	56.44	8.83	54.96	9.94	
11	55.47	8.81	53.93	9.96	
12	54.51	8.79	52.90	9.97	
13	53.55	8.77	51.87	9.99	
14	52.59	8.75	50.84	10.00	
15	51.63	8.72	49.81	10.02	
16	50.67	8.70	48.79	10.03	
17	49.72	8.67	47.77	10.04	
18	48.77	8.64	46.76	10.04	
19	47.82	8.62	45.78	10.03	
20	46.88	8.59	44.82	10.01	
21	45.93	8.56	43.78	10.02	
22	44.99	8.53	42.75	10.04	
23	44.04	8.49	41.71	10.05	
24	43.11	8.46	40.68	10.06	
25	42.17	8.42	39.65	10.06	
26	41.25	8.38	38.61	10.07	
27	40.32	8.34	37.58	10.08	
28	39.40	8.30	36.55	10.08	
29	38.49	8.25	35.51	10.08	
30	37.58	8.21	34.49	10.08	
31	36.67	8.16	33.46	10.08	
32	35.77	8.10	32.43	10.07	
33	34.88	8.05	31.41	10.06	
34	33.99	7.99	30.40	10.05	
35	33.11	7.92	29.38	10.03	
36	32.24	7.86	28.38	10.01	
37	31.38	7.79	27.37	9.99	
38	30.52	7.72	26.38	9.96	
39	29.67	7.64	25.39	9.93	
40	28.83	7.56	24.41	9.89	
41	28.00	7.48	23.44	9.84	
42	27.18	7.39	22.48	9.79	
43	26.37	7.30	21.53	9.74	
44	25.57	7.21	20.60	9.68	
45	24.78	7.11	19.68	9.61	
46	24.00	7.01	18.77	9.53	
47	23.23	6.90	17.88	9.45	
48	22.47	6.79	17.00	9.36	
49	21.72	6.67	16.15	9.26	
50	20.99	6.55	15.31	9.15	
51	20.26	6.43	14.50	9.03	
52	19.55	6.30	13.71	8.90	
53	18.85	6.17	12.95	8.75	
54	18.16	6.03	12.21	8.60	
55	17.48	5.89	11.50	8.43	
56	16.81	5.75	10.82	8.25	
57	16.15	5.61	10.17	8.04	
58	15.49	5.47	9.55	7.82	
59	14.85	5.32	8.98	7.58	
60	14.21	5.18	8.44	7.30	
61	13.57	5.05	7.95	7.00	
62	12.93	4.92	7.51	6.66	
63	12.29	4.79	7.13	6.27	
64	11.64	4.69	6.81	5.83	
65	10.97	4.60	6.56	5.33	
66	10.39	4.54	6.08	5.24	
67	9.83	4.47	5.63	5.15	
68	9.30	4.40	5.21	5.05	
69	8.78	4.33	4.82	4.96	
70	8.29	4.26	4.45	4.86	
71	7.82	4.18	4.10	4.76	
72	7.38	4.11	3.78	4.66	
73	6.95	4.03	3.48	4.56	
74	6.54	3.95	3.20	4.46	
75	6.16	3.87	2.95	4.36	
76	5.79	3.79	2.71	4.26	
77	5.44	3.70	2.48	4.16	
78	5.11	3.62	2.28	4.06	
79	4.80	3.53	2.09	3.96	
80	4.51	3.44	1.91	3.86	
81	4.23	3.35	1.75	3.76	
82	3.97	3.26	1.60	3.66	
83	3.72	3.17	1.47	3.56	
84	3.48	3.08	1.34	3.45	
85	3.26	2.98	1.22	3.35	
86	3.05	2.88	1.11	3.25	
87	2.85	2.77	1.01	3.14	
88	2.66	2.66	0.92	3.04	
89	2.48	2.55	0.83	2.93	
90	2.31	2.42	0.75	2.81	
91	2.15	2.29	0.67	2.69	
92	1.99	2.14	0.60	2.55	
93	1.83	1.97	0.53	2.41	
94	1.67	1.78	0.45	2.24	
95	1.51	1.56	0.38	2.05	
96	1.34	1.30	0.30	1.82	
97	1.14	1.00	0.22	1.53	
98	0.89	0.66	0.14	1.16	
99	0.55	0.30	0.06	0.68	

Transition matrices giving estimates of healthy life expectancy for self-reported health (SAH) for men																
L.State	Very Good				Good				Fair				Bad/Very Bad			
	VG	G	F	B/VB	VG	G	F	B/VB	VG	G	F	B/VB	VG	G	F	B/VB
E.State	VG	G	F	B/VB	VG	G	F	B/VB	VG	G	F	B/VB	VG	G	F	B/VB
Age																
0	0.604	0.328	0.055	0.012	0.218	0.638	0.126	0.018	0.218	0.638	0.126	0.018	0.218	0.638	0.126	0.018
1	0.604	0.328	0.055	0.012	0.217	0.638	0.126	0.018	0.214	0.639	0.128	0.018	0.212	0.640	0.129	0.019
2	0.603	0.328	0.055	0.012	0.217	0.639	0.126	0.018	0.210	0.640	0.130	0.019	0.207	0.641	0.133	0.019
3	0.603	0.329	0.055	0.012	0.216	0.639	0.127	0.018	0.207	0.641	0.133	0.019	0.202	0.641	0.136	0.020
4	0.603	0.329	0.055	0.012	0.216	0.639	0.127	0.018	0.203	0.641	0.135	0.020	0.196	0.642	0.140	0.021
5	0.602	0.329	0.055	0.012	0.215	0.639	0.127	0.018	0.199	0.642	0.138	0.021	0.191	0.643	0.144	0.022
6	0.602	0.329	0.056	0.013	0.214	0.639	0.128	0.018	0.196	0.642	0.140	0.021	0.186	0.643	0.147	0.023
7	0.601	0.330	0.056	0.013	0.214	0.639	0.128	0.018	0.192	0.643	0.143	0.022	0.181	0.643	0.151	0.024
8	0.601	0.330	0.056	0.013	0.213	0.639	0.129	0.018	0.189	0.643	0.145	0.023	0.176	0.643	0.155	0.025
9	0.601	0.330	0.056	0.013	0.213	0.639	0.129	0.019	0.185	0.643	0.148	0.023	0.171	0.643	0.159	0.027
10	0.600	0.330	0.056	0.013	0.212	0.640	0.129	0.019	0.182	0.643	0.151	0.024	0.166	0.643	0.163	0.028
11	0.600	0.331	0.056	0.013	0.212	0.640	0.130	0.019	0.178	0.643	0.153	0.025	0.162	0.642	0.167	0.029
12	0.599	0.331	0.056	0.013	0.211	0.640	0.130	0.019	0.175	0.643	0.156	0.026	0.157	0.641	0.171	0.030
13	0.599	0.331	0.056	0.013	0.210	0.640	0.130	0.019	0.172	0.643	0.158	0.026	0.152	0.641	0.175	0.031
14	0.599	0.331	0.056	0.013	0.210	0.640	0.131	0.019	0.168	0.643	0.161	0.027	0.148	0.640	0.179	0.033
15	0.598	0.332	0.056	0.013	0.209	0.640	0.131	0.019	0.165	0.643	0.164	0.028	0.144	0.638	0.183	0.034
16	0.598	0.332	0.057	0.013	0.209	0.640	0.132	0.019	0.162	0.642	0.167	0.029	0.139	0.637	0.187	0.036
17	0.598	0.332	0.057	0.013	0.208	0.640	0.132	0.019	0.159	0.642	0.169	0.030	0.135	0.635	0.191	0.037
18	0.597	0.332	0.057	0.013	0.208	0.640	0.132	0.019	0.156	0.641	0.172	0.031	0.131	0.634	0.196	0.039
19	0.597	0.333	0.057	0.013	0.207	0.641	0.133	0.019	0.152	0.641	0.175	0.031	0.127	0.632	0.200	0.040
20	0.596	0.333	0.057	0.013	0.206	0.641	0.133	0.020	0.149	0.640	0.178	0.032	0.123	0.630	0.204	0.042
21	0.596	0.333	0.057	0.013	0.206	0.641	0.133	0.020	0.146	0.639	0.180	0.033	0.119	0.628	0.208	0.044
22	0.596	0.333	0.057	0.013	0.205	0.641	0.134	0.020	0.143	0.638	0.183	0.034	0.116	0.625	0.213	0.045
23	0.595	0.334	0.057	0.013	0.205	0.641	0.134	0.020	0.141	0.637	0.186	0.035	0.112	0.623	0.217	0.047
24	0.595	0.334	0.057	0.013	0.204	0.641	0.135	0.020	0.138	0.636	0.189	0.036	0.108	0.620	0.221	0.049
25	0.594	0.334	0.057	0.013	0.204	0.641	0.135	0.020	0.135	0.635	0.192	0.037	0.105	0.617	0.226	0.051
26	0.594	0.334	0.058	0.013	0.203	0.641	0.135	0.020	0.132	0.634	0.195	0.038	0.102	0.614	0.230	0.053
27	0.594	0.335	0.058	0.013	0.202	0.641	0.136	0.020	0.129	0.633	0.198	0.039	0.098	0.611	0.234	0.055
28	0.593	0.335	0.058	0.013	0.202	0.641	0.136	0.020	0.127	0.632	0.200	0.041	0.095	0.608	0.239	0.057
29	0.593	0.335	0.058	0.013	0.201	0.641	0.136	0.020	0.124	0.630	0.203	0.042	0.092	0.604	0.243	0.059
30	0.593	0.335	0.058	0.013	0.201	0.642	0.137	0.020	0.121	0.629	0.206	0.043	0.089	0.601	0.247	0.061
31	0.592	0.336	0.058	0.013	0.200	0.642	0.137	0.021	0.119	0.627	0.209	0.044	0.086	0.597	0.252	0.064
32	0.592	0.336	0.058	0.013	0.200	0.642	0.138	0.021	0.116	0.625	0.212	0.045	0.083	0.593	0.256	0.066
33	0.591	0.336	0.058	0.013	0.199	0.642	0.138	0.021	0.114	0.624	0.215	0.046	0.080	0.589	0.260	0.068
34	0.591	0.336	0.058	0.013	0.198	0.642	0.138	0.021	0.111	0.622	0.218	0.048	0.077	0.585	0.265	0.071
35	0.591	0.337	0.058	0.013	0.198	0.642	0.139	0.021	0.109	0.620	0.221	0.049	0.074	0.581	0.269	0.073
36	0.590	0.337	0.059	0.013	0.197	0.642	0.139	0.021	0.106	0.618	0.224	0.050	0.072	0.576	0.273	0.076
37	0.590	0.337	0.059	0.014	0.197	0.642	0.140	0.021	0.104	0.616	0.227	0.052	0.069	0.572	0.277	0.079
38	0.589	0.337	0.059	0.014	0.196	0.642	0.140	0.021	0.102	0.614	0.230	0.053	0.067	0.567	0.282	0.081
39	0.589	0.338	0.059	0.014	0.196	0.642	0.140	0.021	0.099	0.612	0.233	0.054	0.064	0.562	0.286	0.084
40	0.589	0.338	0.059	0.014	0.195	0.642	0.141	0.021	0.097	0.610	0.236	0.056	0.062	0.558	0.290	0.087
41	0.588	0.338	0.059	0.014	0.195	0.642	0.141	0.022	0.095	0.608	0.239	0.057	0.060	0.553	0.294	0.090
42	0.588	0.338	0.059	0.014	0.194	0.642	0.141	0.022	0.093	0.605	0.242	0.059	0.057	0.547	0.298	0.093
43	0.587	0.339	0.059	0.014	0.194	0.642	0.142	0.022	0.090	0.603	0.245	0.060	0.055	0.542	0.302	0.096
44	0.587	0.339	0.059	0.014	0.193	0.642	0.142	0.022	0.088	0.600	0.248	0.062	0.053	0.537	0.306	0.099
45	0.587	0.339	0.059	0.014	0.192	0.643	0.143	0.022	0.086	0.598	0.251	0.063	0.051	0.532	0.310	0.102
46	0.586	0.339	0.060	0.014	0.192	0.643	0.143	0.022	0.084	0.595	0.254	0.065	0.049	0.526	0.314	0.106
47	0.586	0.340	0.060	0.014	0.191	0.643	0.143	0.022	0.082	0.592	0.257	0.066	0.047	0.521	0.318	0.109
48	0.586	0.340	0.060	0.014	0.191	0.643	0.144	0.022	0.080	0.590	0.260	0.068	0.045	0.515	0.322	0.112
49	0.585	0.340	0.060	0.014	0.190	0.643	0.144	0.022	0.078	0.587	0.263	0.070	0.044	0.509	0.325	0.116
50	0.585	0.340	0.060	0.014	0.190	0.643	0.145	0.022	0.077	0.584	0.265	0.071	0.042	0.503	0.329	0.119
51	0.584	0.341	0.060	0.014	0.189	0.643	0.145	0.023	0.075	0.581	0.268	0.073	0.040	0.498	0.332	0.123
52	0.584	0.341	0.060	0.014	0.189	0.643	0.145	0.023	0.073	0.578	0.271	0.075	0.039	0.492	0.336	0.127
53	0.584	0.341	0.060	0.014	0.188	0.643	0.146	0.023	0.071	0.575	0.274	0.077	0.037	0.486	0.339	0.130
54	0.583	0.341	0.060	0.014	0.188	0.643	0.146	0.023	0.069	0.572	0.277	0.078	0.036	0.480	0.343	0.134
55	0.583	0.342	0.060	0.014	0.187	0.643	0.147	0.023	0.068	0.569	0.280	0.080	0.034	0.474	0.346	0.138
56	0.582	0.342	0.061	0.014	0.186	0.643	0.147	0.023	0.066	0.566	0.283	0.082	0.033	0.467	0.349	0.142
57	0.582	0.342	0.061	0.014	0.186	0.643	0.147	0.023	0.064	0.562	0.286	0.084	0.031	0.461	0.352	0.146
58	0.582	0.342	0.061	0.014	0.185	0.643	0.148	0.023	0.063	0.559	0.289	0.086	0.030	0.455	0.355	0.150
59	0.581	0.343	0.061	0.014	0.185	0.643	0.148	0.023	0.061	0.556	0.291	0.088	0.029	0.449	0.358	0.154
60	0.581	0.343	0.061	0.014	0.184	0.643	0.149	0.024	0.059	0.552	0.294	0.090	0.027	0.442	0.361	0.159
61	0.580	0.343	0.061	0.014	0.184	0.643	0.149	0.024	0.058	0.549	0.297	0.092	0.026	0.436	0.364	0.163
62	0.580	0.343	0.061	0.014	0.183	0.643	0.149	0.024	0.056	0.545	0.300	0.094	0.025	0.429	0.366	0.167
63	0.580	0.344	0.061	0.014	0.183	0.643	0.150	0.024	0.055	0.542	0.303	0.096	0.024	0.423	0.369	0.172
64	0.579	0.344	0.061	0.014	0.182	0.643	0.150	0.024	0.054	0.538	0.305	0.098	0.023	0.417	0.371	0.176
65	0.604	0.318	0.055	0.010	0.164	0.627	0.168	0.026	0.041	0.303	0.503	0.121	0.009	0.073	0.275	0.516
66	0.594	0.324	0.057	0.011	0.158	0.626	0.172	0.028	0.040	0.298	0.505	0.124	0.009	0.071	0.271	0.519
67	0.584	0.330	0.060	0.011	0.152	0.624	0.177	0.029	0.039	0.294	0.507	0.126	0.008	0.069	0.267	0.521
68	0.574	0.336	0.062	0.012	0.147	0.623	0.181	0.030	0.037	0.289	0.509	0.129	0.008	0.067	0.263	0.524
69	0.564	0.342	0.065	0.013	0.142	0.621	0.186	0.031	0.036	0.284	0.511	0				

Transition matrices giving estimates of healthy life expectancy for self-reported health (SAH) for women																
L.State	Very Good				Good				Fair				Bad/Very Bad			
	VG	G	F	B/VB	VG	G	F	B/VB	VG	G	F	B/VB	VG	G	F	B/VB
E.State	VG	G	F	B/VB	VG	G	F	B/VB	VG	G	F	B/VB	VG	G	F	B/VB
Age																
0	0.634	0.308	0.048	0.010	0.251	0.628	0.107	0.014	0.217	0.638	0.126	0.018	0.188	0.643	0.146	0.023
1	0.633	0.308	0.048	0.010	0.250	0.629	0.107	0.014	0.214	0.639	0.128	0.018	0.183	0.643	0.150	0.024
2	0.633	0.308	0.048	0.010	0.250	0.629	0.108	0.014	0.210	0.640	0.131	0.019	0.178	0.643	0.154	0.025
3	0.633	0.309	0.048	0.010	0.249	0.629	0.108	0.014	0.206	0.641	0.133	0.020	0.173	0.643	0.157	0.026
4	0.632	0.309	0.048	0.010	0.249	0.629	0.108	0.014	0.202	0.641	0.136	0.020	0.168	0.643	0.161	0.027
5	0.632	0.309	0.048	0.010	0.248	0.629	0.109	0.014	0.199	0.642	0.138	0.021	0.163	0.642	0.165	0.028
6	0.632	0.309	0.048	0.010	0.247	0.630	0.109	0.014	0.195	0.642	0.141	0.021	0.159	0.642	0.169	0.030
7	0.631	0.310	0.048	0.010	0.247	0.630	0.109	0.014	0.192	0.643	0.143	0.022	0.154	0.641	0.173	0.031
8	0.631	0.310	0.048	0.010	0.246	0.630	0.110	0.014	0.188	0.643	0.146	0.023	0.150	0.640	0.177	0.032
9	0.630	0.310	0.048	0.010	0.245	0.630	0.110	0.014	0.185	0.643	0.148	0.024	0.145	0.639	0.181	0.034
10	0.630	0.310	0.049	0.010	0.245	0.631	0.110	0.014	0.181	0.643	0.151	0.024	0.141	0.637	0.186	0.035
11	0.630	0.311	0.049	0.010	0.244	0.631	0.111	0.014	0.178	0.643	0.154	0.025	0.137	0.636	0.190	0.037
12	0.629	0.311	0.049	0.010	0.244	0.631	0.111	0.014	0.174	0.643	0.156	0.026	0.133	0.634	0.194	0.038
13	0.629	0.311	0.049	0.010	0.243	0.631	0.111	0.014	0.171	0.643	0.159	0.027	0.129	0.633	0.198	0.040
14	0.629	0.311	0.049	0.010	0.242	0.631	0.112	0.015	0.168	0.643	0.162	0.027	0.125	0.631	0.202	0.041
15	0.628	0.312	0.049	0.011	0.242	0.632	0.112	0.015	0.165	0.642	0.164	0.028	0.121	0.628	0.207	0.043
16	0.628	0.312	0.049	0.011	0.241	0.632	0.112	0.015	0.161	0.642	0.167	0.029	0.117	0.626	0.211	0.045
17	0.627	0.312	0.049	0.011	0.240	0.632	0.113	0.015	0.158	0.642	0.170	0.030	0.113	0.624	0.215	0.046
18	0.627	0.312	0.049	0.011	0.240	0.632	0.113	0.015	0.155	0.641	0.172	0.031	0.110	0.621	0.220	0.048
19	0.627	0.313	0.049	0.011	0.239	0.632	0.113	0.015	0.152	0.640	0.175	0.032	0.106	0.618	0.224	0.050
20	0.626	0.313	0.049	0.011	0.239	0.633	0.114	0.015	0.149	0.640	0.178	0.033	0.103	0.615	0.228	0.052
21	0.626	0.313	0.050	0.011	0.238	0.633	0.114	0.015	0.146	0.639	0.181	0.033	0.099	0.612	0.233	0.054
22	0.626	0.313	0.050	0.011	0.237	0.633	0.114	0.015	0.143	0.638	0.184	0.034	0.096	0.609	0.237	0.056
23	0.625	0.314	0.050	0.011	0.237	0.633	0.115	0.015	0.140	0.637	0.186	0.035	0.093	0.606	0.241	0.058
24	0.625	0.314	0.050	0.011	0.236	0.633	0.115	0.015	0.137	0.636	0.189	0.036	0.090	0.602	0.246	0.061
25	0.624	0.314	0.050	0.011	0.235	0.634	0.115	0.015	0.134	0.635	0.192	0.037	0.087	0.598	0.250	0.063
26	0.624	0.314	0.050	0.011	0.235	0.634	0.116	0.015	0.132	0.634	0.195	0.039	0.084	0.595	0.254	0.065
27	0.624	0.315	0.050	0.011	0.234	0.634	0.116	0.016	0.129	0.633	0.198	0.040	0.081	0.591	0.259	0.067
28	0.623	0.315	0.050	0.011	0.234	0.634	0.116	0.016	0.126	0.631	0.201	0.041	0.078	0.586	0.263	0.070
29	0.623	0.315	0.050	0.011	0.233	0.634	0.117	0.016	0.123	0.630	0.204	0.042	0.075	0.582	0.267	0.072
30	0.622	0.315	0.050	0.011	0.232	0.635	0.117	0.016	0.121	0.628	0.207	0.043	0.073	0.578	0.272	0.075
31	0.622	0.316	0.050	0.011	0.232	0.635	0.117	0.016	0.118	0.627	0.210	0.044	0.070	0.573	0.276	0.078
32	0.622	0.316	0.051	0.011	0.231	0.635	0.118	0.016	0.116	0.625	0.213	0.045	0.068	0.569	0.280	0.080
33	0.621	0.316	0.051	0.011	0.231	0.635	0.118	0.016	0.113	0.623	0.216	0.047	0.065	0.564	0.284	0.083
34	0.621	0.317	0.051	0.011	0.230	0.635	0.118	0.016	0.111	0.622	0.218	0.048	0.063	0.559	0.288	0.086
35	0.621	0.317	0.051	0.011	0.229	0.635	0.119	0.016	0.108	0.620	0.221	0.049	0.060	0.554	0.293	0.089
36	0.620	0.317	0.051	0.011	0.229	0.636	0.119	0.016	0.106	0.618	0.224	0.050	0.058	0.549	0.297	0.092
37	0.620	0.317	0.051	0.011	0.228	0.636	0.120	0.016	0.103	0.616	0.227	0.052	0.056	0.544	0.301	0.095
38	0.619	0.318	0.051	0.011	0.228	0.636	0.120	0.016	0.101	0.614	0.230	0.053	0.054	0.539	0.305	0.098
39	0.619	0.318	0.051	0.011	0.227	0.636	0.120	0.016	0.099	0.612	0.233	0.054	0.052	0.534	0.309	0.101
40	0.619	0.318	0.051	0.011	0.226	0.636	0.121	0.017	0.097	0.609	0.236	0.056	0.050	0.528	0.313	0.104
41	0.618	0.318	0.051	0.011	0.226	0.636	0.121	0.017	0.094	0.607	0.239	0.057	0.048	0.523	0.316	0.108
42	0.618	0.319	0.052	0.011	0.225	0.637	0.121	0.017	0.092	0.605	0.242	0.059	0.046	0.517	0.320	0.111
43	0.618	0.319	0.052	0.011	0.225	0.637	0.122	0.017	0.090	0.602	0.245	0.060	0.044	0.511	0.324	0.115
44	0.617	0.319	0.052	0.011	0.224	0.637	0.122	0.017	0.088	0.600	0.248	0.062	0.043	0.506	0.328	0.118
45	0.617	0.319	0.052	0.011	0.223	0.637	0.122	0.017	0.086	0.597	0.251	0.063	0.041	0.500	0.331	0.122
46	0.616	0.320	0.052	0.011	0.223	0.637	0.123	0.017	0.084	0.595	0.254	0.065	0.039	0.494	0.335	0.125
47	0.616	0.320	0.052	0.011	0.222	0.637	0.123	0.017	0.082	0.592	0.257	0.067	0.038	0.488	0.338	0.129
48	0.616	0.320	0.052	0.011	0.222	0.637	0.123	0.017	0.080	0.589	0.260	0.068	0.036	0.482	0.342	0.133
49	0.615	0.320	0.052	0.011	0.221	0.638	0.124	0.017	0.078	0.586	0.263	0.070	0.035	0.476	0.345	0.137
50	0.615	0.321	0.052	0.011	0.220	0.638	0.124	0.017	0.076	0.584	0.266	0.072	0.033	0.470	0.348	0.141
51	0.614	0.321	0.052	0.012	0.220	0.638	0.125	0.017	0.074	0.581	0.269	0.073	0.032	0.463	0.351	0.145
52	0.614	0.321	0.052	0.012	0.219	0.638	0.125	0.018	0.073	0.578	0.272	0.075	0.030	0.457	0.354	0.149
53	0.614	0.321	0.053	0.012	0.219	0.638	0.125	0.018	0.071	0.575	0.275	0.077	0.029	0.451	0.357	0.153
54	0.613	0.322	0.053	0.012	0.218	0.638	0.126	0.018	0.069	0.572	0.278	0.079	0.028	0.445	0.360	0.157
55	0.613	0.322	0.053	0.012	0.217	0.638	0.126	0.018	0.067	0.568	0.281	0.081	0.027	0.438	0.363	0.161
56	0.613	0.322	0.053	0.012	0.217	0.639	0.126	0.018	0.066	0.565	0.283	0.082	0.026	0.432	0.365	0.166
57	0.612	0.322	0.053	0.012	0.216	0.639	0.127	0.018	0.064	0.562	0.286	0.084	0.024	0.425	0.368	0.170
58	0.612	0.323	0.053	0.012	0.216	0.639	0.127	0.018	0.062	0.559	0.289	0.086	0.023	0.419	0.370	0.175
59	0.611	0.323	0.053	0.012	0.215	0.639	0.127	0.018	0.061	0.555	0.292	0.088	0.022	0.412	0.373	0.179
60	0.611	0.323	0.053	0.012	0.214	0.639	0.128	0.018	0.059	0.552	0.295	0.090	0.021	0.406	0.375	0.184
61	0.611	0.323	0.053	0.012	0.214	0.639	0.128	0.018	0.058	0.548	0.298	0.092	0.020	0.400	0.377	0.188
62	0.610	0.324	0.053	0.012	0.213	0.639	0.129	0.018	0.056	0.545	0.300	0.095	0.020	0.393	0.379	0.193
63	0.610	0.324	0.053	0.012	0.213	0.639	0.129	0.019	0.055	0.541	0.303	0.097	0.019	0.387	0.381	0.198
64	0.609	0.324	0.054	0.012	0.212	0.640	0.129	0.019	0.053	0.538	0.306	0.099	0.018	0.380	0.383	0.203
65	0.607	0.316	0.054	0.010	0.184	0.628	0.152	0.023	0.035	0.282	0.512	0.134	0.004	0.043	0.210	0.546
66	0.597	0.322	0.057	0.011	0.178	0.628	0.157	0.024	0.034	0.277	0.514	0.137	0.004	0.041	0.206	0.547
67	0.587	0.328	0.059	0.011	0.172	0.628	0.161	0.025	0.033	0.272	0.515	0.140	0.004	0.040	0.203	0.548
68	0.577	0.334	0.062	0.012	0.166	0.627	0.166	0.026	0.031	0.268	0.517	0.143	0.004	0.039	0.199	0.548
69	0.567	0.340	0.064	0.012	0.160	0.626	0.170	0.027	0.030	0.263	0.518	0				

Transition matrices giving estimates of healthy life expectancy for hampering health (HH) condition for men					
I.State	None/Slight		Severe		
E.State	None/Slight	Severe	None/Slight	Severe	Severe
Age					
0	0.991	0.008	0.632		0.368
1	0.991	0.009	0.623		0.376
2	0.991	0.009	0.615		0.384
3	0.990	0.010	0.606		0.393
4	0.990	0.010	0.598		0.401
5	0.989	0.010	0.589		0.410
6	0.989	0.011	0.581		0.418
7	0.989	0.011	0.572		0.427
8	0.988	0.012	0.564		0.435
9	0.988	0.012	0.555		0.444
10	0.987	0.013	0.546		0.453
11	0.987	0.013	0.537		0.461
12	0.986	0.014	0.529		0.470
13	0.986	0.014	0.520		0.478
14	0.985	0.015	0.511		0.487
15	0.984	0.015	0.502		0.496
16	0.984	0.016	0.494		0.504
17	0.983	0.016	0.485		0.513
18	0.983	0.017	0.476		0.522
19	0.982	0.018	0.467		0.530
20	0.981	0.018	0.459		0.539
21	0.981	0.019	0.450		0.547
22	0.980	0.020	0.441		0.556
23	0.979	0.020	0.433		0.564
24	0.978	0.021	0.424		0.573
25	0.978	0.022	0.415		0.581
26	0.977	0.023	0.407		0.589
27	0.976	0.023	0.398		0.598
28	0.975	0.024	0.390		0.606
29	0.974	0.025	0.381		0.614
30	0.973	0.026	0.373		0.622
31	0.972	0.027	0.365		0.630
32	0.971	0.028	0.356		0.638
33	0.970	0.029	0.348		0.646
34	0.969	0.030	0.340		0.653
35	0.968	0.031	0.332		0.661
36	0.967	0.032	0.324		0.668
37	0.966	0.033	0.316		0.676
38	0.965	0.034	0.309		0.683
39	0.964	0.035	0.301		0.690
40	0.963	0.036	0.293		0.697
41	0.961	0.037	0.286		0.704
42	0.960	0.039	0.278		0.711
43	0.959	0.040	0.271		0.718
44	0.957	0.041	0.264		0.724
45	0.956	0.042	0.257		0.731
46	0.955	0.044	0.250		0.737
47	0.953	0.045	0.243		0.743
48	0.952	0.047	0.236		0.749
49	0.950	0.048	0.229		0.755
50	0.949	0.049	0.222		0.761
51	0.947	0.051	0.216		0.767
52	0.945	0.052	0.210		0.772
53	0.944	0.054	0.203		0.777
54	0.942	0.056	0.197		0.782
55	0.940	0.057	0.191		0.787
56	0.938	0.059	0.185		0.792
57	0.936	0.061	0.179		0.797
58	0.935	0.062	0.174		0.801
59	0.933	0.064	0.168		0.805
60	0.931	0.066	0.163		0.809
61	0.929	0.068	0.157		0.813
62	0.927	0.070	0.152		0.817
63	0.924	0.072	0.147		0.820
64	0.922	0.074	0.142		0.824
65	0.927	0.063	0.258		0.679
66	0.922	0.068	0.252		0.683
67	0.916	0.073	0.246		0.687
68	0.909	0.078	0.239		0.690
69	0.903	0.083	0.233		0.694
70	0.896	0.089	0.227		0.697
71	0.888	0.095	0.221		0.700
72	0.880	0.101	0.215		0.703
73	0.872	0.107	0.210		0.706
74	0.864	0.114	0.204		0.708
75	0.855	0.120	0.198		0.711
76	0.845	0.127	0.193		0.713
77	0.836	0.134	0.187		0.715
78	0.826	0.142	0.182		0.717
79	0.815	0.149	0.177		0.719
80	0.804	0.157	0.172		0.720
81	0.793	0.164	0.167		0.721
82	0.781	0.172	0.162		0.722
83	0.769	0.180	0.157		0.723
84	0.757	0.188	0.152		0.724
85	0.744	0.196	0.147		0.724
86	0.731	0.205	0.143		0.725
87	0.718	0.213	0.138		0.725
88	0.704	0.221	0.134		0.725
89	0.690	0.229	0.130		0.725
90	0.676	0.237	0.125		0.724
91	0.662	0.245	0.121		0.724
92	0.647	0.253	0.117		0.723
93	0.632	0.261	0.114		0.722
94	0.617	0.269	0.110		0.720
95	0.601	0.276	0.106		0.719
96	0.586	0.283	0.102		0.718
97	0.570	0.290	0.099		0.716
98	0.554	0.297	0.095		0.714
99	0.539	0.303	0.092		0.712

Transition matrices giving estimates of healthy life expectancy for hampering health (HH) condition for women					
I.State	None/Slight		Severe		
E.State	None/Slight	Severe	None/Slight	Severe	Severe
Age					
0	0.994	0.006	0.547		0.451
1	0.993	0.006	0.539		0.460
2	0.993	0.007	0.530		0.469
3	0.993	0.007	0.521		0.477
4	0.993	0.007	0.512		0.486
5	0.992	0.008	0.504		0.495
6	0.992	0.008	0.495		0.503
7	0.992	0.008	0.486		0.512
8	0.991	0.009	0.477		0.520
9	0.991	0.009	0.469		0.529
10	0.990	0.010	0.460		0.538
11	0.990	0.010	0.451		0.546
12	0.990	0.010	0.442		0.555
13	0.989	0.011	0.434		0.563
14	0.989	0.011	0.425		0.572
15	0.988	0.011	0.416		0.580
16	0.988	0.012	0.408		0.588
17	0.987	0.012	0.399		0.596
18	0.987	0.013	0.391		0.605
19	0.986	0.013	0.382		0.613
20	0.987	0.013	0.391		0.605
21	0.986	0.013	0.382		0.613
22	0.986	0.014	0.374		0.621
23	0.985	0.014	0.366		0.629
24	0.985	0.015	0.358		0.637
25	0.984	0.015	0.349		0.645
26	0.984	0.016	0.341		0.652
27	0.983	0.017	0.333		0.660
28	0.982	0.017	0.325		0.667
29	0.982	0.018	0.317		0.675
30	0.981	0.019	0.310		0.682
31	0.980	0.019	0.302		0.689
32	0.980	0.020	0.294		0.696
33	0.979	0.021	0.287		0.703
34	0.978	0.021	0.279		0.710
35	0.977	0.022	0.272		0.717
36	0.976	0.023	0.265		0.724
37	0.976	0.024	0.258		0.730
38	0.975	0.025	0.250		0.736
39	0.974	0.026	0.244		0.742
40	0.973	0.026	0.237		0.749
41	0.972	0.027	0.230		0.754
42	0.971	0.028	0.223		0.760
43	0.970	0.029	0.217		0.766
44	0.969	0.030	0.210		0.771
45	0.968	0.031	0.204		0.776
46	0.967	0.032	0.198		0.782
47	0.966	0.033	0.192		0.787
48	0.964	0.034	0.186		0.791
49	0.963	0.036	0.180		0.796
50	0.962	0.037	0.174		0.800
51	0.961	0.038	0.169		0.805
52	0.959	0.039	0.163		0.809
53	0.958	0.040	0.158		0.813
54	0.957	0.042	0.153		0.816
55	0.955	0.043	0.148		0.820
56	0.954	0.044	0.143		0.823
57	0.952	0.046	0.138		0.827
58	0.951	0.047	0.133		0.830
59	0.949	0.049	0.128		0.832
60	0.948	0.050	0.124		0.835
61	0.946	0.052	0.119		0.838
62	0.945	0.053	0.115		0.840
63	0.943	0.055	0.111		0.842
64	0.941	0.056	0.107		0.844
65	0.931	0.061	0.195		0.712
66	0.925	0.065	0.190		0.714
67	0.920	0.070	0.185		0.716
68	0.913	0.075	0.179		0.718
69	0.907	0.080	0.174		0.719
70	0.900	0.086	0.169		0.721
71	0.893	0.091	0.164		0.722
72	0.885	0.097	0.159		0.723
73	0.877	0.103	0.154		0.724
74	0.869	0.110	0.150		0.724
75	0.860	0.116	0.145		0.725
76	0.851	0.123	0.141		0.725
77	0.842	0.130	0.136		0.725
78	0.832	0.137	0.132		0.725
79	0.822	0.144	0.128		0.724
80	0.811	0.152	0.123		0.724
81	0.800	0.160	0.119		0.723
82	0.789	0.167	0.115		0.722
83	0.777	0.175	0.112		0.721
84	0.765	0.183	0.108		0.720
85	0.752	0.191	0.104		0.718
86	0.740	0.200	0.101		0.717
87	0.726	0.208	0.097		0.715
88	0.713	0.216	0.094		0.713
89	0.699	0.224	0.090		0.710
90	0.685	0.232	0.087		0.708
91	0.671	0.240	0.084		0.705
92	0.656	0.248	0.081		0.703
93	0.641	0.256	0.078		0.700
94	0.626	0.264	0.075		0.697
95	0.611	0.271	0.072		0.693
96	0.596	0.279	0.070		0.690
97	0.580	0.286	0.067		0.686
98	0.564	0.293	0.065		0.682
99	0.549	0.299	0.062		0.679



## Appendix 2: The ordered probit model and country reports of ordered probit equations

The underlying probit function applied in Bebbington and Shapiro (2005) follows Wooldridge (2002). It is assumed that there is some underlying continuous latent health variable,  $h_i^*$  for the  $i^{\text{th}}$  individual, which is in effect partitioned into the observed states,  $h_i$  by a set of unknown cut points (or threshold parameters), such that:

$$\begin{aligned} h_i &= 1 \text{ if } h_i^* \leq \alpha_1 \\ h_i &= 2 \text{ if } \alpha_1 < h_i^* \leq \alpha_2 \\ \dots h_i &= J \text{ if } h_i^* > \alpha_{J-1} \end{aligned}$$

Thus each observed health state corresponds to a value range within the unobserved, latent distribution for health, such that the entire range of the distribution is covered by one and only one health state. From this, a partially ordered probit function was employed, which derives an ordered set of cut points  $\alpha$  (which represent boundary points on the normal distribution between outcome health states) for each outcome state of health, but uses a different set of cut-points according to the earlier health state. In effect, Bebbington and Shapiro (2005) conducted a separate analysis for each distinct starting health state. With this formulation, there are no longer  $J-1$  cut points  $\alpha_j$  but rather  $(J-1)^2$  parameters  $\alpha_{j,k}$  for  $k = 1, \dots, J-1$  only because the  $J^{\text{th}}$  health state represents the absorbing state of death and so it is not necessary to estimate probabilities of this state.

A modelling approach to estimating transitions makes use of the latent variable form. The one which is employed is of the type:

$$h_{i,t+1}^* = \beta_k + e_{i,t+1} \tag{A1}$$

where  $\beta_k$  is a constant depending on the starting health state  $k$ , and  $e$  denotes a random, independently distributed component following a normal  $N(0,1)$  distribution.

The transition probabilities derive from the conditional distribution of  $h_{i,t+1}$  given the state  $k$  at time  $t$ :

$$\begin{aligned}
P(h_{i,t+1} = 1|k) &= P(h_{i,t+1}^* \leq \alpha_{1,k}) = P(\beta_k + e_{i,t+1} \leq \alpha_{1,k}) = \Phi(\alpha_{1,k} - \beta_k) \\
P(h_{i,t+1} = 2|k) &= P(\alpha_{1,k} < h_{i,t+1}^* \leq \alpha_{2,k}) = P(\alpha_{1,k} < \beta_j + e_{i,t+1} \leq \alpha_{2,k}) = \Phi(\alpha_{2,k} - \beta_k) - \Phi(\alpha_{1,k} - \beta_k) \\
\dots P(h_{i,t+1} = J|k) &= P(h_{i,t+1}^* > \alpha_{J-1,k}) = P(\beta_j + e_{i,t+1} > \alpha_{J-1,k}) = 1 - \Phi(\alpha_{J-1,k} - \beta_k)
\end{aligned}$$

where  $\Phi$  denotes the cumulative standardised normal distribution. This model contains  $(J-1)^2$  terms  $\alpha$  and  $J-1$  terms  $\beta$ , i.e.  $J \times (J-1)$  terms in total. The estimates of the transition rates  $P(h_{i,t+1} = j|h_{i,t} = k)$  are simply the mean probabilities in the sample, and the  $\alpha$  and  $\beta$  coefficients can be estimated using the mathematical relationship:

$$P(h_{i,t+1} = k|h_{i,t} = j) = \Phi(\alpha_{k-1,j} - \beta_j) \quad (\text{A2})$$

for  $j, k=1, \dots, J$  and setting  $\alpha_0 = -\infty; \alpha_J = \infty$ .

Standard maximum likelihood methods are needed if covariates are added to the model, i.e.:

$$h_{i,t+1}^* = \beta_j + x_i' \gamma_k + e_{i,t+1} \quad (\text{A3})$$

where  $x_i$  is a vector of covariates and  $\gamma_k$  a vector of parameters, which again are assumed specific to the starting health state. In the present case the covariates include age and gender. The gender coefficient applies to females as opposed to males<sup>13</sup>.

---

<sup>13</sup> If there is a general trend, it is that gender coefficients tend to be positive at initial good states of health, negative at bad states of health. This implies that women are more likely to decline from good states of health, but men are more likely to decline or die once in a bad state of health.

## A2.1 Belgium

### (a) People under 65

<b>Ordered probit formulae coefficients for annual transition probabilities for self-reported health (SAH) from the ECHP</b>						
Initial health	$\alpha_1$	$\alpha_2$	$\alpha_3$	$\alpha_4$	Age (years)	Gender
Very Good	0.637 (0.067)	2.209 (0.078)	3.020 (0.103)	3.461 (0.172)	0.009 (0.001)	0.077* (0.042)
Good	-0.327 (0.046)	1.871 (0.050)	3.164 (0.064)	3.826 (0.096)	0.015 (0.001)	0.140 (0.025)
Fair	-1.124 (0.090)	0.410 (0.084)	2.151 (0.096)	3.185 (0.117)	0.015 (0.002)	0.072* (0.043)
Bad/Very Bad	-1.660 (0.227)	-0.657 (0.209)	0.665 (0.207)	2.672 (0.232)	0.017 (0.004)	-0.205 (0.095)

### (b) People 65 and over

<b>Ordered probit formulae coefficients for annual transition probabilities for self-reported health (SAH) from the ECHP</b>						
Initial health	$\alpha_1$	$\alpha_2$	$\alpha_3$	$\alpha_4$	Age (years)	Gender
Very Good	1.531 (0.827)	2.957 (0.824)	3.527 (0.815)	3.689 (0.809)	0.024 (0.011)	-0.073* (0.130)
Good	0.136 (0.365)	2.171 (0.376)	3.401 (0.377)	3.631 (0.380)	0.022 (0.005)	0.044* (0.057)
Fair	-1.104 (0.339)	0.679 (0.333)	2.459 (0.332)	3.217 (0.323)	0.019 (0.004)	-0.005* (0.056)
Bad/Very Bad	-1.925 (0.706)	-0.976 (0.671)	0.323 (0.664)	1.911 (0.646)	0.010* (0.009)	-0.104 (0.102)

Standard errors of coefficients are shown in brackets. \* denotes coefficients (age, gender) not statistically significant (5% level).  
Notes: excludes admissions to a health-care institution.

### (a) People under 65

<b>Ordered probit formulae coefficients for annual transition probabilities for hampering health (HH) condition from the ECHP</b>					
Initial health	$\alpha_1$	$\alpha_2$	$\alpha_3$	Age (years)	Gender
None/Slight	2.264 (0.074)	2.915 (0.080)	3.529 (0.099)	0.014 (0.002)	0.036* (0.040)
Some	0.284 (0.144)	1.742 (0.155)	3.329 (0.248)	0.010 (0.003)	0.110* (0.070)
Severe	-0.539 (0.247)	0.232 (0.245)	2.360 (0.274)	0.009 (0.004)	-0.085* (0.107)

### (b) People 65 and over

<b>Ordered probit formulae coefficients for annual transition probabilities for hampering health (HH) condition from the ECHP</b>					
Initial health	$\alpha_1$	$\alpha_2$	$\alpha_3$	Age (years)	Gender
None/Slight	3.372 (0.423)	3.943 (0.421)	4.416 (0.415)	0.034 (0.006)	-0.080* (0.066)
Some	1.711 (0.557)	2.867 (0.553)	4.031 (0.527)	0.029 (0.008)	-0.031* (0.083)
Severe	0.149 (0.564)	0.752 (0.562)	2.411 (0.558)	0.016 (0.007)	-0.038* (0.109)

Standard errors of coefficients are shown in brackets. \* denotes coefficients (age, gender) not statistically significant (5% level).  
Notes: excludes admissions to a health-care institution.

## A2.2a Denmark (with 30% variant)

### (a) People under 65

Ordered probit formulae coefficients for annual transition probabilities for self-reported health (SAH) from the ECHP						
Initial health	$\alpha_1$	$\alpha_2$	$\alpha_3$	$\alpha_4$	Age (years)	Gender
Very Good	1.013 (0.055)	2.241 (0.057)	3.067 (0.077)	3.630 (0.126)	0.012 (0.001)	0.029* (0.031)
Good	0.146 (0.064)	1.614 (0.068)	2.727 (0.077)	3.442 (0.115)	0.012 (0.001)	0.091 (0.034)
Fair	-0.548 (0.109)	0.448 (0.112)	2.102 (0.123)	3.272 (0.145)	0.017 (0.002)	0.048* (0.057)
Bad/Very Bad	-1.293 (0.369)	-0.679 (0.353)	0.555 (0.365)	2.469 (0.355)	0.012* (0.006)	0.084* (0.112)

### (b) People 65 and over

Ordered probit formulae coefficients for annual transition probabilities for self-reported health (SAH) from the ECHP						
Initial health	$\alpha_1$	$\alpha_2$	$\alpha_3$	$\alpha_4$	Age (years)	Gender
Very Good	1.602 (0.548)	2.663 (0.551)	3.432 (0.556)	3.670 (0.559)	0.022 (0.008)	0.051* (0.093)
Good	0.753 (0.367)	2.168 (0.368)	3.103 (0.363)	3.521 (0.358)	0.023 (0.005)	-0.090* (0.066)
Fair	-0.152 (0.379)	0.899 (0.378)	2.335 (0.382)	3.136 (0.376)	0.021 (0.005)	0.041* (0.069)
Bad/Very Bad	0.133 (0.628)	1.063 (0.600)	2.014 (0.611)	3.886 (0.614)	0.036 (0.008)	-0.055* (0.103)

Standard errors of coefficients are shown in brackets. \* denotes coefficients (age, gender) not statistically significant (5% level).  
Notes: excludes admissions to a health-care institution.

### (a) People under 65

Ordered probit formulae coefficients for annual transition probabilities for hampering health (HH) condition from the ECHP						
Initial health	$\alpha_1$	$\alpha_2$	$\alpha_3$	Age (years)	Gender	
None/Slight	1.960 (0.071)	2.918 (0.083)	3.476 (0.107)	0.011 (0.002)	0.145 (0.039)	
Some	0.342 (0.108)	1.974 (0.113)	3.211 (0.154)	0.014 (0.002)	0.051* (0.065)	
Severe	-0.517 (0.325)	1.203 (0.327)	3.196 (0.352)	0.024 (0.006)	0.209* (0.129)	

### (b) People 65 and over

Ordered probit formulae coefficients for annual transition probabilities for hampering health (HH) condition from the ECHP						
Initial health	$\alpha_1$	$\alpha_2$	$\alpha_3$	Age (years)	Gender	
None/Slight	2.836 (0.422)	3.498 (0.418)	3.863 (0.418)	0.028 (0.006)	-0.046* (0.073)	
Some	0.808 (0.495)	2.186 (0.493)	3.096 (0.489)	0.020 (0.007)	-0.089* (0.082)	
Severe	0.221 (0.592)	1.003 (0.586)	2.914 (0.585)	0.021 (0.008)	0.113* (0.103)	

Standard errors of coefficients are shown in brackets. \* denotes coefficients (age, gender) not statistically significant (5% level).  
Notes: excludes admissions to a health-care institution.

## A2.2b Denmark (with 40% variant)

### (a) People under 65

<b>Ordered probit formulae coefficients for annual transition probabilities for self-reported health (SAH) from the ECHP</b>						
Initial health	$\alpha_1$	$\alpha_2$	$\alpha_3$	$\alpha_4$	Age (years)	Gender
Very Good	1.013 (0.055)	2.241 (0.057)	3.067 (0.077)	3.630 (0.126)	0.012 (0.001)	0.029* (0.031)
Good	0.146 (0.064)	1.614 (0.068)	2.727 (0.077)	3.442 (0.115)	0.012 (0.001)	0.091 (0.034)
Fair	-0.548 (0.109)	0.448 (0.112)	2.102 (0.123)	3.272 (0.145)	0.017 (0.002)	0.048* (0.057)
Bad/Very Bad	-1.293 (0.369)	-0.679 (0.353)	0.555 (0.365)	2.469 (0.355)	0.012* (0.006)	0.084* (0.112)

### (b) People 65 and over

<b>Ordered probit formulae coefficients for annual transition probabilities for self-reported health (SAH) from the ECHP</b>						
Initial health	$\alpha_1$	$\alpha_2$	$\alpha_3$	$\alpha_4$	Age (years)	Gender
Very Good	1.585 (0.545)	2.648 (0.549)	3.425 (0.554)	3.701 (0.558)	0.022 (0.008)	0.052* (0.093)
Good	0.683 (0.363)	2.100 (0.365)	3.046 (0.360)	3.481 (0.355)	0.022 (0.005)	-0.092* (0.065)
Fair	-0.262 (0.377)	0.790 (0.375)	2.235 (0.379)	3.063 (0.375)	0.019 (0.005)	0.034* (0.069)
Bad/Very Bad	-0.030 (0.622)	0.903 (0.594)	1.976 (0.604)	3.763 (0.609)	0.034 (0.008)	-0.065* (0.102)

Standard errors of coefficients are shown in brackets. \* denotes coefficients (age, gender) not statistically significant (5% level). Notes: excludes admissions to a health-care institution.

### (a) People under 65

<b>Ordered probit formulae coefficients for annual transition probabilities for hampering health (HH) condition from the ECHP</b>					
Initial health	$\alpha_1$	$\alpha_2$	$\alpha_3$	Age (years)	Gender
None/Slight	1.960 (0.071)	2.918 (0.083)	3.476 (0.107)	0.011 (0.002)	0.145 (0.039)
Some	0.342 (0.108)	1.974 (0.113)	3.211 (0.154)	0.014 (0.002)	0.051* (0.065)
Severe	-0.517 (0.325)	1.203 (0.327)	3.196 (0.352)	0.024 (0.006)	0.209* (0.129)

### (b) People 65 and over

<b>Ordered probit formulae coefficients for annual transition probabilities for hampering health (HH) condition from the ECHP</b>					
Initial health	$\alpha_1$	$\alpha_2$	$\alpha_3$	Age (years)	Gender
None/Slight	2.784 (0.418)	3.415 (0.415)	3.793 (0.415)	0.027 (0.006)	-0.048* (0.073)
Some	0.714 (0.490)	2.096 (0.493)	3.033 (0.486)	0.019 (0.007)	-0.094* (0.081)
Severe	0.095 (0.587)	0.879 (0.581)	2.821 (0.581)	0.019 (0.008)	0.106* (0.103)

Standard errors of coefficients are shown in brackets. \* denotes coefficients (age, gender) not statistically significant (5% level). Notes: excludes admissions to a health-care institution.

## A2.3 Finland

Table A9.1 Ordered probit formulae coefficients for annual transition probabilities for Self-Reported Health from the ECHP

(a) People under 65

Ordered probit formulae coefficients for annual transition probabilities for self-reported health (SAH) from the ECHP						
Initial health	$\alpha_1$	$\alpha_2$	$\alpha_3$	$\alpha_4$	Age (years)	Gender
Very Good	0.690 (0.085)	2.314 (0.094)	3.317 (0.144)	4.089 (0.225)	0.014 (0.002)	0.129 (0.050)
Good	-0.347 (0.056)	1.782 (0.060)	3.092 (0.074)	4.054 (0.150)	0.019 (0.001)	0.018* (0.030)
Fair	-0.865 (0.108)	0.767 (0.109)	2.832 (0.124)	4.041 (0.169)	0.028 (0.002)	-0.013* (0.043)
Bad/Very Bad	-1.660 (0.227)	-0.657 (0.209)	0.665 (0.207)	2.672 (0.232)	0.017 (0.004)	-0.205 (0.095)

(b) People 65 and over

Not available for Finland<sup>14</sup>.

Table A9.2 Ordered probit formulae coefficients for annual transition probabilities for Hampering Health Condition from the ECHP

(a) People under 65

Ordered probit formulae coefficients for annual transition probabilities for hampering health (HH) condition from the ECHP					
Initial health	$\alpha_1$	$\alpha_2$	$\alpha_3$	Age (years)	Gender
None/Slight	2.008 (0.060)	2.968 (0.065)	3.744 (0.116)	0.018 (0.001)	0.050* (0.033)
Some	0.588 (0.092)	2.237 (0.098)	3.837 (0.151)	0.021 (0.002)	0.056* (0.047)
Severe	-0.461 (0.218)	0.708 (0.226)	2.986 (0.250)	0.015 (0.004)	-0.040* (0.089)

(b) People 65 and over

Not available for Finland.

<sup>14</sup> Around 10 per cent of the interviewed sample in each wave did not provide an answer to the SAH question. As a consequence, Finland had the highest loss of health transition information for SAH between waves, at 17 per cent. The loss rate for HH was lower, at 14 per cent. The number of reported deaths was far below expected. In total there were 134 reported, of which the age was unknown in 30 cases. Hardly any deaths were reported in the last two waves, and in fact 40 per cent of all reported deaths were in wave 6. Overall, the shortfall in deaths was particularly acute for people over 65. As deaths were so inadequately reported, Bebbington and Shapiro (2005) did not undertake probit estimations for people 65 and over.

## A2.4 Germany

### (a) People under 65

<b>Ordered probit formulae coefficients for annual transition probabilities for self-reported health (SAH) from the ECHP</b>						
Initial health	$\alpha_1$	$\alpha_2$	$\alpha_3$	$\alpha_4$	Age (years)	Gender
Very Good	0.160 (0.077)	1.639 (0.084)	2.395 (0.096)	3.324 (0.184)	0.009 (0.002)	0.001* (0.051)
Good	-0.664 (0.041)	1.410 (0.043)	2.551 (0.049)	3.694 (0.096)	0.017 (0.001)	0.107 (0.023)
Fair	-1.280 (0.058)	0.334 (0.054)	1.977 (0.057)	3.636 (0.091)	0.020 (0.001)	0.041 (0.028)
Bad/Very Bad	-1.331 (0.114)	-0.187 (0.102)	0.940 (0.106)	3.491 (0.131)	0.025 (0.002)	-0.060 (0.048)

### (b) People 65 and over

<b>Ordered probit formulae coefficients for annual transition probabilities for self-reported health (SAH) from the ECHP</b>						
Initial health	$\alpha_1$	$\alpha_2$	$\alpha_3$	$\alpha_4$	Age (years)	Gender
Very Good	2.218 (1.325)	3.372 (1.313)	4.147 (1.294)	4.858 (1.281)	0.033* (0.017)	0.263* (0.239)
Good	0.758 (0.417)	2.381 (0.410)	3.723 (0.413)	4.437 (0.434)	0.034 (0.006)	-0.084* (0.074)
Fair	-1.084 (0.277)	0.450 (0.285)	2.253 (0.287)	3.501 (0.291)	0.021 (0.004)	0.054* (0.051)
Bad/Very Bad	-1.067 (0.387)	0.033 (0.369)	1.280 (0.369)	3.374 (0.380)	0.027 (0.005)	-0.090* (0.069)

Standard errors of coefficients are shown in brackets. \* denotes coefficients (age, gender) not statistically significant (5% level). Notes: excludes admissions to a health-care institution.

### (a) People under 65

<b>Ordered probit formulae coefficients for annual transition probabilities for hampering health (HH) condition from the ECHP</b>					
Initial health	$\alpha_1$	$\alpha_2$	$\alpha_3$	Age (years)	Gender
None/Slight	1.889 (0.050)	2.915 (0.080)	3.529 (0.099)	0.014 (0.002)	0.036* (0.040)
Some	0.500 (0.071)	2.311 (0.078)	3.612 (0.118)	0.020 (0.001)	0.043* (0.034)
Severe	-0.445 (0.247)	0.722 (0.245)	3.136 (0.274)	0.022 (0.003)	-0.130* (0.080)

### (b) People 65 and over

<b>Ordered probit formulae coefficients for annual transition probabilities for hampering health (HH) condition from the ECHP</b>					
Initial health	$\alpha_1$	$\alpha_2$	$\alpha_3$	Age (years)	Gender
None/Slight	1.889 (0.050)	2.915 (0.080)	3.529 (0.099)	0.014 (0.002)	0.036* (0.040)
Some	0.500 (0.071)	2.311 (0.078)	3.612 (0.118)	0.020 (0.001)	0.043* (0.034)
Severe	-0.445 (0.247)	0.722 (0.245)	3.136 (0.274)	0.022 (0.003)	-0.130* (0.080)

Standard errors of coefficients are shown in brackets. \* denotes coefficients (age, gender) not statistically significant (5% level). Notes: excludes admissions to a health-care institution.

## A2.5 Greece

### (a) People under 65

Ordered probit formulae coefficients for annual transition probabilities for self-reported health (SAH) from the ECHP						
Initial health	$\alpha_1$	$\alpha_2$	$\alpha_3$	$\alpha_4$	Age (years)	Gender
Very Good	2.183 (0.039)	3.167 (0.042)	3.846 (0.052)	4.537 (0.080)	0.033 (0.001)	0.124 (0.022)
Good	1.211 (0.055)	2.739 (0.060)	3.596 (0.067)	4.516 (0.095)	0.031 (0.001)	0.175 (0.025)
Fair	0.259 (0.110)	1.104 (0.113)	2.481 (0.118)	3.748 (0.146)	0.023 (0.002)	0.079 (0.038)
Bad/Very Bad	-1.201 (0.177)	-0.565 (0.174)	0.192 (0.173)	2.374 (0.176)	0.008 (0.003)	-0.198 (0.062)

### (b) People 65 and over

Ordered probit formulae coefficients for annual transition probabilities for self-reported health (SAH) from the ECHP						
Initial health	$\alpha_1$	$\alpha_2$	$\alpha_3$	$\alpha_4$	Age (years)	Gender
Very Good	1.293 (0.543)	2.378 (0.547)	3.164 (0.553)	3.861 (0.563)	0.024 (0.008)	-0.007* (0.081)
Good	1.360 (0.250)	2.990 (0.254)	4.011 (0.256)	4.885 (0.257)	0.036 (0.003)	0.164 (0.042)
Fair	0.410 (0.203)	1.483 (0.203)	3.054 (0.205)	4.110 (0.203)	0.030 (0.003)	0.052* (0.035)
Bad/Very Bad	0.385 (0.253)	1.288 (0.247)	2.229 (0.247)	3.944 (0.246)	0.035 (0.003)	-0.047* (0.044)

Standard errors of coefficients are shown in brackets. \* denotes coefficients (age, gender) not statistically significant (5% level). Notes: excludes admissions to a health-care institution.

### (a) People under 65

Ordered probit formulae coefficients for annual transition probabilities for hampering health (HH) condition from the ECHP					
Initial health	$\alpha_1$	$\alpha_2$	$\alpha_3$	Age (years)	Gender
None/Slight	3.121 (0.064)	3.636 (0.068)	4.468 (0.087)	0.031 (0.001)	0.089 (0.030)
Some	0.299 (0.150)	1.549 (0.153)	3.000 (0.203)	0.008 (0.003)	0.104* (0.060)
Severe	-0.693 (0.186)	-0.161 (0.185)	1.925 (0.178)	0.003* (0.003)	-0.307 (0.075)

### (b) People 65 and over

Ordered probit formulae coefficients for annual transition probabilities for hampering health (HH) condition from the ECHP					
Initial health	$\alpha_1$	$\alpha_2$	$\alpha_3$	Age (years)	Gender
None/Slight	3.281 (0.226)	3.800 (0.226)	4.485 (0.227)	0.035 (0.003)	-0.060* (0.039)
Some	1.435 (0.339)	2.513 (0.339)	3.628 (0.328)	0.025 (0.005)	-0.043* (0.052)
Severe	1.158 (0.318)	1.703 (0.320)	3.253 (0.321)	0.028 (0.004)	-0.159 (0.056)

Standard errors of coefficients are shown in brackets. \* denotes coefficients (age, gender) not statistically significant (5% level). Notes: excludes admissions to a health-care institution.



## A2.6 Ireland

### (a) People under 65

Ordered probit formulae coefficients for annual transition probabilities for self-reported health (SAH) from the ECHP						
Initial health	$\alpha_1$	$\alpha_2$	$\alpha_3$	$\alpha_4$	Age (years)	Gender
Very Good	0.982 (0.042)	2.212 (0.047)	3.100 (0.064)	3.730 (0.125)	0.012 (0.001)	-0.008* (0.028)
Good	0.170 (0.050)	1.752 (0.052)	2.874 (0.069)	3.421 (0.107)	0.014 (0.001)	0.015* (0.030)
Fair	-0.582 (0.107)	0.460 (0.111)	2.055 (0.126)	3.187 (0.169)	0.014 (0.002)	-0.056* (0.052)
Bad/Very Bad	-0.606 (0.230)	0.128 (0.236)	1.359 (0.234)	2.979 (0.289)	0.025 (0.005)	0.028* (0.113)

### (b) People 65 and over

Ordered probit formulae coefficients for annual transition probabilities for self-reported health (SAH) from the ECHP						
Initial health	$\alpha_1$	$\alpha_2$	$\alpha_3$	$\alpha_4$	Age (years)	Gender
Very Good	1.981 (0.608)	3.126 (0.612)	4.007 (0.625)	4.197 (0.630)	0.029 (0.009)	-0.098* (0.088)
Good	1.326 (0.369)	2.833 (0.377)	3.992 (0.394)	4.304 (0.400)	0.030 (0.005)	0.063* (0.059)
Fair	0.132 (0.462)	1.266 (0.443)	2.828 (0.451)	3.457 (0.468)	0.024 (0.006)	0.032* (0.066)
Bad/Very Bad	-0.850 (0.663)	0.077 (0.628)	1.335 (0.647)	2.529 (0.653)	0.023 (0.009)	-0.331 (0.128)

Standard errors of coefficients are shown in brackets. \* denotes coefficients (age, gender) not statistically significant (5% level). Notes: excludes admissions to a health-care institution.

### (a) People under 65

Ordered probit formulae coefficients for annual transition probabilities for hampering health (HH) condition from the ECHP					
Initial health	$\alpha_1$	$\alpha_2$	$\alpha_3$	Age (years)	Gender
None/Slight	2.178 (0.064)	2.987 (0.074)	3.703 (0.099)	0.013 (0.001)	0.045* (0.038)
Some	-0.033 (0.145)	1.604 (0.161)	2.608 (0.182)	0.007 (0.003)	-0.117* (0.069)
Severe	-0.427 (0.292)	0.513 (0.291)	2.493 (0.311)	0.015 (0.006)	-0.203* (0.133)

### (b) People 65 and over

Ordered probit formulae coefficients for annual transition probabilities for hampering health (HH) condition from the ECHP					
Initial health	$\alpha_1$	$\alpha_2$	$\alpha_3$	Age (years)	Gender
None/Slight	3.087 (0.401)	3.910 (0.404)	4.189 (0.412)	0.030 (0.005)	-0.020* (0.070)
Some	0.394 (0.593)	1.904 (0.601)	2.616 (0.629)	0.012* (0.008)	0.073* (0.090)
Severe	0.341 (0.750)	1.353 (0.767)	2.689 (0.760)	0.024 (0.010)	-0.167* (0.130)

Standard errors of coefficients are shown in brackets. \* denotes coefficients (age, gender) not statistically significant (5% level). Notes: excludes admissions to a health-care institution.

## A2.7 Italy

### (a) People under 65

<b>Ordered probit formulae coefficients for annual transition probabilities for self-reported health (SAH) from the ECHP</b>						
Initial health	$\alpha_1$	$\alpha_2$	$\alpha_3$	$\alpha_4$	Age (years)	Gender
Very Good	0.769 (0.038)	2.173 (0.042)	3.230 (0.058)	4.065 (0.103)	0.021 (0.001)	0.0776 (0.025)
Good	-0.157 (0.026)	1.832 (0.028)	3.215 (0.035)	4.236 (0.073)	0.023 (0.001)	0.133 (0.015)
Fair	-0.614 (0.044)	0.820 (0.045)	2.679 (0.050)	4.090 (0.074)	0.023 (0.001)	0.151 (0.021)
Bad/Very Bad	-1.243 (0.122)	-0.281 (0.112)	0.648 (0.113)	3.118 (0.127)	0.019 (0.002)	-0.007* (0.045)

### (b) People 65 and over

<b>Ordered probit formulae coefficients for annual transition probabilities for self-reported health (SAH) from the ECHP</b>						
Initial health	$\alpha_1$	$\alpha_2$	$\alpha_3$	$\alpha_4$	Age (years)	Gender
Very Good	3.127 (0.644)	4.235 (0.651)	5.339 (0.672)	5.810 (0.670)	0.052 (0.001)	0.020* (0.133)
Good	0.912 (0.301)	2.657 (0.308)	3.980 (0.316)	4.900 (0.321)	0.035 (0.004)	0.092* (0.055)
Fair	-0.178 (0.202)	1.151 (0.203)	2.882 (0.207)	4.078 (0.213)	0.029 (0.003)	-0.002* (0.035)
Bad/Very Bad	-0.930 (0.253)	0.007 (0.221)	1.124 (0.225)	3.288 (0.231)	0.025 (0.003)	-0.093 (0.042)

Standard errors of coefficients are shown in brackets. \* denotes coefficients (age, gender) not statistically significant (5% level). Notes: excludes admissions to a health-care institution.

### (a) People under 65

<b>Ordered probit formulae coefficients for annual transition probabilities for hampering health (HH) condition from the ECHP</b>					
Initial health	$\alpha_1$	$\alpha_2$	$\alpha_3$	Age (years)	Gender
None/Slight	2.935 (0.053)	3.546 (0.057)	4.158 (0.069)	0.025 (0.001)	0.033* (0.026)
Some	0.549 (0.120)	1.900 (0.126)	3.143 (0.151)	0.014 (0.002)	-0.043* (0.052)
Severe	-0.570 (0.168)	0.155 (0.168)	2.039 (0.164)	0.005* (0.003)	-0.107* (0.075)

### (b) People 65 and over

<b>Ordered probit formulae coefficients for annual transition probabilities for hampering health (HH) condition from the ECHP</b>					
Initial health	$\alpha_1$	$\alpha_2$	$\alpha_3$	Age (years)	Gender
None/Slight	4.043 (0.219)	4.608 (0.221)	5.097 (0.223)	0.042 (0.003)	-0.055* (0.041)
Some	1.196 (0.325)	2.328 (0.323)	3.311 (0.334)	0.021 (0.004)	-0.047* (0.059)
Severe	0.768 (0.331)	1.356 (0.333)	3.072 (0.339)	0.025 (0.004)	-0.110* (0.065)

Standard errors of coefficients are shown in brackets. \* denotes coefficients (age, gender) not statistically significant (5% level). Notes: excludes admissions to a health-care institution.

## A2.8 Portugal

### (a) People under 65

<b>Ordered probit formulae coefficients for annual transition probabilities for self-reported health (SAH) from the ECHP</b>						
Initial health	$\alpha_1$	$\alpha_2$	$\alpha_3$	$\alpha_4$	Age (years)	Gender
Very Good	0.100 (0.121)	1.768 (0.128)	2.600 (0.155)	3.733 (0.244)	0.014 (0.004)	0.028* (0.080)
Good	-0.893 (0.040)	1.864 (0.045)	3.049 (0.053)	4.229 (0.095)	0.026 (0.001)	0.172 (0.026)
Fair	-1.459 (0.073)	0.347 (0.066)	2.317 (0.074)	3.953 (0.106)	0.023 (0.001)	0.114 (0.031)
Bad/Very Bad	-2.059 (0.151)	-0.962 (0.128)	0.144 (0.129)	3.048 (0.143)	0.016 (0.002)	-0.078* (0.054)

### (b) People 65 and over

Not available for Portugal<sup>15</sup>.

### (a) People under 65

<b>Ordered probit formulae coefficients for annual transition probabilities for hampering health (HH) condition from the ECHP</b>					
Initial health	$\alpha_1$	$\alpha_2$	$\alpha_3$	Age (years)	Gender
None/Slight	2.548 (0.067)	3.156 (0.071)	4.082 (0.088)	0.024 (0.001)	0.100 (0.034)
Some	0.051 (0.109)	1.663 (0.111)	3.127 (0.158)	0.013 (0.002)	-0.124 (0.053)
Severe	-1.148 (0.155)	-0.425 (0.155)	2.166 (0.156)	0.001* (0.003)	-0.087* (0.073)

### (b) People 65 and over

Not available for Portugal.

<sup>15</sup> Portugal reported 768 deaths of which age was unknown in 38 cases. For people under 65, the death rate within the ECHP appears to be close to the likely expected rate for this sample, and no adjustment of mortality is necessary. For older people Bebbington and Shapiro (2005) suggest that it is probably below the true rate, as with the majority of countries. However, the unusual nature of institutions in Portugal and the lack of information on turnover means there is no basis for estimating the actual death rate within the ECHP sample.

## A2.9 United Kingdom

### (a) People under 65

Ordered probit formulae coefficients for annual transition probabilities for self-reported health (SAH) from the ECHP						
Initial health	$\alpha_1$	$\alpha_2$	$\alpha_3$	$\alpha_4$	Age (years)	Gender
Very Good	0.264 (0.045)	1.490 (0.046)	2.221 (0.055)	3.143 (0.138)	-0.001* (0.001)	0.078 (0.027)
Good	-0.779 (0.032)	1.064 (0.033)	2.097 (0.037)	3.444 (0.116)	0.002 (0.001)	0.108 (0.019)
Fair	-1.093 (0.053)	0.311 (0.050)	1.733 (0.054)	3.141 (0.085)	0.013 (0.001)	-0.002* (0.029)
Bad/Very Bad	-1.284 (0.106)	-0.246 (0.100)	0.699 (0.101)	2.880 (0.121)	0.019 (0.002)	-0.107 (0.053)

### (b) People 65 and over

Ordered probit formulae coefficients for annual transition probabilities for self-reported health (SAH) from the ECHP						
Initial health	$\alpha_1$	$\alpha_2$	$\alpha_3$	$\alpha_4$	Age (years)	Gender
Very Good	1.955 (0.664)	3.110 (0.658)	3.687 (0.634)	3.924 (0.614)	0.026 (0.009)	0.007* (0.078)
Good	0.515 (0.323)	2.302 (0.326)	3.220 (0.320)	3.644 (0.310)	0.023 (0.004)	0.079* (0.045)
Fair	-0.629 (0.319)	0.705 (0.318)	2.131 (0.316)	2.962 (0.308)	0.017 (0.004)	-0.076* (0.054)
Bad/Very Bad	-1.250 (0.525)	-0.285 (0.506)	0.738 (0.505)	2.244 (0.495)	0.017 (0.007)	-0.285 (0.089)

Standard errors of coefficients are shown in brackets. \* denotes coefficients (age, gender) not statistically significant (5% level). Notes: excludes admissions to a health-care institution.

### (a) People under 65

Ordered probit formulae coefficients for annual transition probabilities for hampering health (HH) condition from the ECHP <sup>16</sup>				
Initial health	$\alpha_1$	$\alpha_2$	Age (years)	Gender
None/Slight	2.381 (0.067)	3.622 (0.080)	0.015 (0.001)	0.113 (0.037)
Severe	0.336 (0.142)	3.229 (0.187)	0.022 (0.003)	-0.217 (0.067)

### (b) People 65 and over

Ordered probit formulae coefficients for annual transition probabilities for hampering health (HH) condition from the ECHP				
Initial health	$\alpha_1$	$\alpha_2$	Age (years)	Gender
None/Slight	3.977 (0.393)	4.882 (0.386)	0.040 (0.005)	0.025* (0.063)
Severe	0.612 (0.503)	2.795 (0.497)	0.020 (0.007)	-0.210 (0.098)

Standard errors of coefficients are shown in brackets. \* denotes coefficients (age, gender) not statistically significant (5% level).

<sup>16</sup> Several serious problems arose regarding the consistency and interpretation of the British data regarding health, which are supplied to the ECHP as 'clone' data from the British Household Panel Survey (BHPS). A trial of three waves of parallel household surveys, national and the ECHP, showed this was too much of a strain, with high non-response rates, and as a result the sample size was reduced by about a half from the fourth wave forwards. A conclusion from this is that for HH, the category 'to some extent' hampered was only used in the parallel survey and then again in just wave 6 of the BHPS. The effect of this was to seriously change the distribution. In consequence a decision was made to limit the analysis of the UK sample by omitting the 'to some extent' category, and on the evidence of the UK parallel survey, results for this health definition will be incompatible with other countries.

## About ENEPRI

---

The European Network of Economic Policy Research Institutes (**ENEPRI**) is composed of leading socio-economic research institutes in practically all EU member states and candidate countries that are committed to working together to develop and consolidate a European agenda of research. **ENEPRI** was launched in 2000 by the Brussels-based Centre for European Policy Studies (CEPS), which provides overall coordination for the initiative.

While the European construction has made gigantic steps forward in the recent past, the European dimension of research seems to have been overlooked. The provision of economic analysis at the European level, however, is a fundamental prerequisite to the successful understanding of the achievements and challenges that lie ahead. **ENEPRI** aims to fill this gap by pooling the research efforts of its different member institutes in their respective areas of specialisation and to encourage an explicit European-wide approach.

**ENEPRI** is composed of the following member institutes:

CASE	Center for Social and Economic Research, Warsaw, Poland
CEE	Center for Economics and Econometrics, Bogazici University, Istanbul, Turkey
CEPII	Centre d'Études Prospectives et d'Informations Internationales, Paris, France
CEPS	Centre for European Policy Studies, Brussels, Belgium
CERGE-EI	Centre for Economic Research and Graduated Education, Charles University, Prague, Czech Republic
CPB	Netherlands Bureau for Economic Policy Analysis, The Hague, The Netherlands
DIW	Deutsches Institut für Wirtschaftsforschung, Berlin, Germany
ESRI	Economic and Social Research Institute, Dublin, Ireland
ETLA	Research Institute for the Finnish Economy, Helsinki, Finland
FEDEA	Fundación de Estudios de Economía Aplicada, Madrid, Spain
FPB	Federal Planning Bureau, Brussels, Belgium
IE-BAS	Institute of Economics, Bulgarian Academy of Sciences, Sofia, Bulgaria
IER	Institute for Economic Research, Bratislava, Slovakia
IER	Institute for Economic Research, Ljubljana, Slovenia
IHS	Institute for Advanced Studies, Vienna, Austria
ISAE	Istituto di Studi e Analisi Economica, Rome, Italy
NIER	National Institute of Economic Research, Stockholm, Sweden
NIESR	National Institute of Economic and Social Research, London, UK
NOBE	Niezalezny Osrodek Bana Ekonomicznych, Lodz, Poland
PRAXIS	Center for Policy Studies, Tallinn, Estonia
RCEP	Romanian Centre for Economic Policies, Bucharest, Romania
SSB	Research Department, Statistics Norway, Oslo, Norway
SFI	Danish National Institute of Social Research, Copenhagen, Denmark
TÁRKI	Social Research Centre Inc., Budapest, Hungary

ENEPRI publications include three series: Research Reports, which consist of papers presenting the findings and conclusions of research undertaken in the context of ENEPRI research projects; Working Papers, which constitute dissemination to a wider public of research undertaken and already published by ENEPRI partner institutes on their own account; and thirdly, Occasional Papers (closed series) containing a synthesis of the research presented at workshops organised during the first years of the network's existence.



**European Network of Economic Policy Research Institutes**

c/o Centre for European Policy Studies

Place du Congrès 1 • 1000 Brussels • Tel: 32(0) 229.39.11 • Fax: 32(0) 219.41.51

Website: <http://www.enepri.org> • E-mail: [info@enepri.org](mailto:info@enepri.org)