


**Handel, Dienstleistungen und Verkehr**  
**Distributive trade, services and transport**  
**Commerce, services et transports**

Supplement 2 □ 1995

**Some statistics on**  
**TELECOMMUNICATION SERVICES**



**OECD Workshop on the Economics of the  
Information Society**

*Istanbul, 14 & 15 December 1995*





OFICINA ESTADÍSTICA DE LAS COMUNIDADES EUROPEAS  
DE EUROPÆISKE FÆLLESSKABERS STATISTISKE KONTOR  
STATISTISCHES AMT DER EUROPÄISCHEN GEMEINSCHAFTEN  
ΣΤΑΤΙΣΤΙΚΗ ΥΠΗΡΕΣΙΑ ΤΩΝ ΕΥΡΩΠΑΪΚΩΝ ΚΟΙΝΟΤΗΤΩΝ  
STATISTICAL OFFICE OF THE EUROPEAN COMMUNITIES  
OFFICE STATISTIQUE DES COMMUNAUTÉS EUROPÉENNES  
ISTITUTO STATISTICO DELLE COMUNITÀ EUROPEE  
BUREAU VOOR DE STATISTIEK DER EUROPESE GEMEENSCHAPPEN  
SERVIÇO DE ESTATÍSTICA DAS COMUNIDADES EUROPEIAS

L-2920 Luxembourg – Tél. 43011 – Télex: Comeur Lu 3423  
B-1049 Bruxelles, bâtiment Berlaymont, rue de la Loi 200 (bureau de liaison) – Tél. 235 1111

**NOTE**

*For any further information on the statistics in this issue, please contact Eurostat D4 :*

<i>O. Gärdin</i>	<i>Tel. +352-43 01 33 685</i>
<i>C. Vaguer</i>	<i>Tel. +352-42 31 13 620</i>
<i>M. Loos</i>	<i>Tel. +352-43 01 33 770</i>
	<i>Fax +352-43 01 32 600</i>

- © EGKS-EG-EAG, Brüssel • Luxembourg, 1995  
Nachdruck – ausgenommen zu kommerziellen Zwecken – mit Quellenangabe gestattet.
- © ECSC-EC-EAEC, Brussels • Luxembourg, 1995  
Reproduction is authorized, except for commercial purposes, provided the source is acknowledged.
- © CECA-CE-CEEA, Bruxelles • Luxembourg, 1995  
Reproduction autorisée, sauf à des fins commerciales, moyennant mention de la source.

## FOREWORD

---

Eurostat has launched a project that aims at developing statistics for a liberalized competitive telecommunication market. The project (COINS) is managed in close cooperation with DGXIII (Commission, Directorate-General for Telecommunications, Information Market and Exploitation of Research).

This issue shows some examples of the data that Eurostat can provide at present. These data are published in the yearbook "*Communication services - Annual statistics*"\* which supplies statistics on postal and telecommunication services.

An important element in the development of this project is to cooperate with international organisations such as ITU and OECD in order to arrive at international comparable statistics that describe the global telecommunication market. One result of this collaboration is the joint publication "*Communication indicators for major economies*".

---

\* See page 10.

# TABLE OF CONTENTS

---

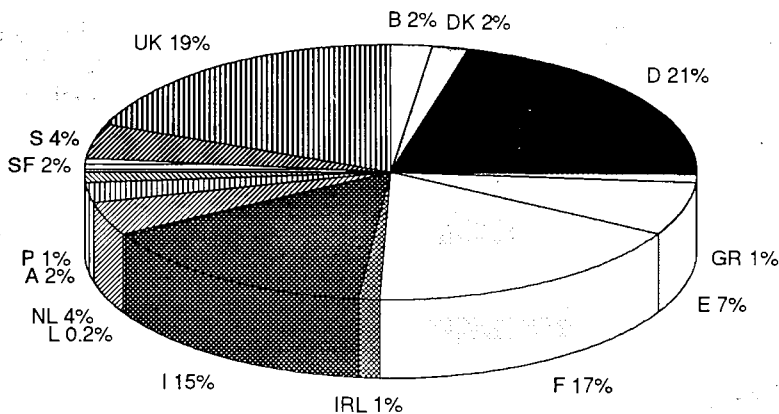
<b>1. Receipts and employment</b> .....	<b>5</b>
Figure 1. Shares of the telecommunication services receipts by country in the total of EUR15, in 1990.....	5
Figure 2. Shares of the telecommunication services receipts by country in the total of EUR15, in 1993.....	5
Figure 3. Share of the telecommunication services receipts represented by Greece, Spain, Ireland, Luxembourg and Portugal in the total of EUR15, in 1990 .....	5
Figure 4. Share of the telecommunication services receipts represented by Greece, Spain, Ireland, Luxembourg and Portugal in the total of EUR15, in 1993 .....	5
Table 1. Excess of receipts and expenditure in the telecommunication services.....	6
Table 2. Total staff in the telecommunication services .....	6
<b>2. Installations</b> .....	<b>7</b>
Table 3. Number of main telephone lines.....	7
Figure 5. Number of main telephone lines for 100 inhabitants .....	7
Figure 6. Number of subscriber lines to cellular mobile telephone systems for 100 inhabitants .....	8
Table 4. Number of ISDN subscriber lines .....	8
Table 5. Other indicators on infrastructure .....	8
<b>3. Telephone traffic</b> .....	<b>9</b>
Table 6. Outgoing international telephone traffic .....	9
Figure 7. Shares of the outgoing international telephone traffic by country in the total of EUR15, 1990 .....	9
Figure 8. Shares of the outgoing international telephone traffic by country in the total of EUR15, 1993 .....	9

# TELECOMMUNICATION SERVICES

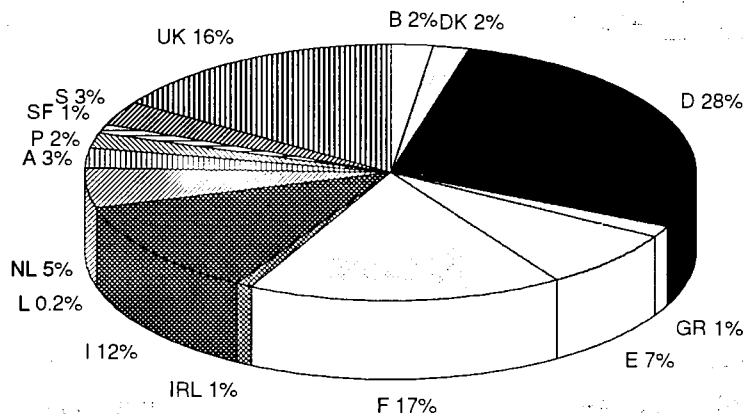
## 1. RECEIPTS AND EMPLOYMENT

**Figures 1 and 2 - Shares of the telecommunication services receipts by country in the total of EUR15**

**Figure 1 - 1990**

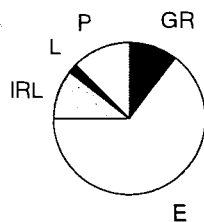


**Figure 2 - 1993**

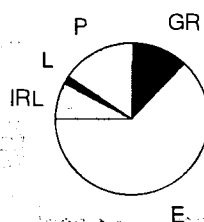


Germany, France, Italy and the United Kingdom have the biggest shares. The share of Germany has increased, the ones of Italy and the United Kingdom have decreased. The five countries which have a derogation to put the deadline back to January 2000 (Luxembourg) and January 2003 (Greece, Spain, Ireland and Portugal) for liberalizing telecommunication infrastructures represent together 10.5% in 1990 and 11.7% in 1993.

**Figure 3**  
10.5% in EUR15 in 1990



**Figure 4**  
11.7% in EUR15 in 1993



## TELECOMMUNICATION SERVICES

**Table 1 - Excess of receipts and expenditure in telecommunication services**

Country	1990	1993
	<i>Mio ECU</i>	<i>Mio ECU</i>
B	218.5	228.6
DK	181.3	205.6
D	611.1	-3 772.8
GR	203.2	482.3
E	563.7	509.4
F	796.0	-1 535.5
IRL	97.4	82.6
I	-105.0	513.7
L	81.1	37.4
NL	559.2	834.8
A	624.2	648.0
P	417.0	14.3
SF	152.0	103.3
S	90.4	865.8
UK	2 776.8	2 283.6
IS	-15.4	-11.3
FL	2.3	2.7
N	244.3	184.9
CH	439.1	443.3

Most of the countries present an excess of receipts. The United Kingdom has the highest values. The excess of receipts is not very high for Ireland, Luxembourg, Finland and Norway, with values smaller than ECU 250/200 millions. Germany has the most substantial excess of expenditure.

**Table 2 - Total staff in telecommunication services**

Country	1990	1993	1990-93
	<i>Number</i>	<i>Number</i>	<i>%</i>
B	26 295	25 900	-1.50
DK	17 862	16 740	-6.28
D	212 205	231 000	8.86
GR	28 086	26 349	-6.18
E	75 350	74 300	-1.39
F	155 814	154 900	-0.59
IRL	13 472	13 100	-2.76
I	117 986	115 000	-2.53
L	703	778	10.67
NL	29 000	32 000	10.34
A	18 415	18 019	-2.15
P	23 563	22 372	-5.05
SF	20 200	15 098	-25.26
S	36 500	26 059	-28.61
UK	226 900	183 200	-19.26
EUR15	1 002 351	954 815	-4.74
IS	2 333	2 425	3.94
FL	15	20	33.33
N	15 329	14 008	-8.62
EEA	1 020 028	971 268	-4.78
CH	20 633	20 520	-0.55

These figures are reported figures from the countries; they do not take into account subcontracting for instance and they might not be fully comparable.

The number of employees in telecommunication services for 1000 main telephone lines varies between 4 and 10 for most of the countries.

# TELECOMMUNICATION SERVICES

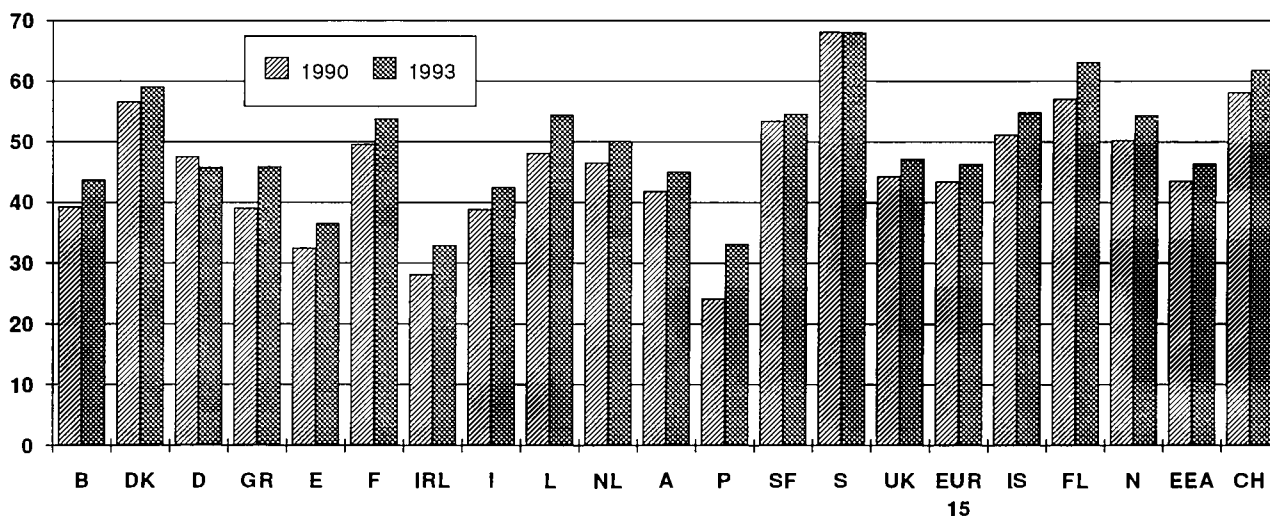
## 2. INSTALLATIONS

**Table 3** - Number of main telephone lines

Country	1990	1993	1990-93
	Number	Number	%
B	3 912 600	4 395 700	12.35
DK	2 911 000	3 059 806	5.11
D	29 980 000	37 000 000	23.42
GR	3 948 654	4 744 016	20.14
E	12 602 600	14 253 470	13.10
F	28 084 922	30 900 000	10.02
IRL	983 000	1 170 000	19.02
I	22 350 000	24 176 000	8.17
L	183 700	214 821	16.94
NL	6 940 000	7 630 000	9.94
A	3 223 161	3 579 240	11.05
P	2 379 265	3 260 178	37.02
SF	2 670 000	2 760 000	3.37
S	5 849 500	5 907 300	0.99
UK	25 400 000	27 380 000	7.80
EUR15	151 418 402	170 430 531	12.56
IS	130 500	143 600	10.04
FL	16 538	18 920	14.40
N	2 132 290	2 334 836	9.50
EEA	153 697 730	172 908 997	12.50
CH	3 942 701	4 265 818	8.20

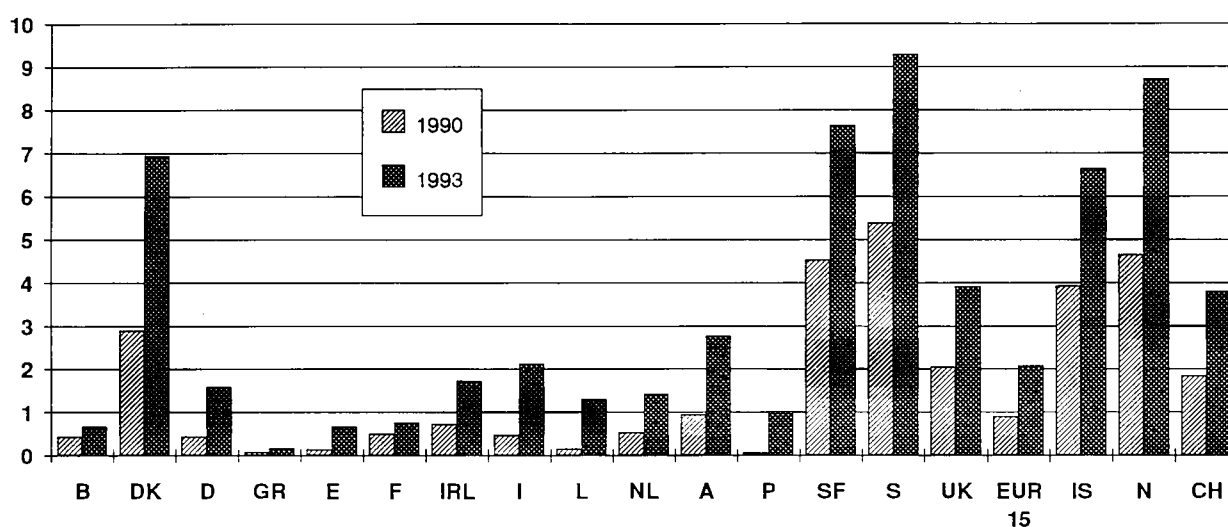
All the countries show a increase in telephone density. Sweden has the highest density with more than 60 main telephone lines for 100 inhabitants. It is closely followed in 1993 by Liechtenstein and Switzerland. Telephone density ranges between 24 and 36 lines for 100 inhabitants in 1990 and 1993 for Spain, Ireland and Portugal.

**Figure 5** - Number of main telephone lines for 100 inhabitants



# TELECOMMUNICATION SERVICES

**Figure 6** - Number of subscriber lines to cellular mobile telephone systems for 100 inhabitants



**Table 4** - Number of ISDN subscriber lines

Country	Integrated Services Digital Network subscriber lines	
	Year started	1993 Number
B	1989	1 163
DK	1992	2 354
D	1989	300 000
GR	:	:
E	1993	640
F	1989	103 000
IRL	:	:
I	1993	3 000
L	:	23
NL	1993	1 180
A	1992	900
P	:	:
SF	1994	:
S	1994	:
UK	1988	50 000
IS	:	:
FL	:	:
N	1994	:
CH	1990	9 030

**Table 5** - Other indicators on infrastructure

Country	Packet-switch subscriber lines			Private leased circuits		
	1990	1993	1990-93	1990	1993	1990-93
	Number	Number	%	Number	Number	%
B	9 866	17 059	72.91	37 022	119 405	222.52
DK	2 235	3 011	34.72	116 490	159 246	36.70
D	56 499	86 500	53.10	231 000	816 530	253.48
GR	727	1 800	147.59	3 063	4 701	53.48
E	62 091	76 288	22.86	42 089	57 311	36.17
F	88 000	106 000	20.45	560 007	543 000	-3.04
IRL	:	3 050	:	9 000	12 410	37.89
I	17 600	45 000	155.68	:	283 000	:
L	415	1 065	156.63	12 236	12 507	2.21
NL	12 000	30 000	150.00	:	144 000	:
A	7 221	15 288	111.72	24 438	26 402	8.04
P	7 000	:	:	24 832	30 472	22.71
SF	2 497	6 974	179.30	112 800	:	:
S	5 500	9 500	72.73	450 000	515 000	14.44
UK	:	:	:	:	500 000	:
IS	1 444	2 320	60.66	:	712	:
FL	:	:	:	:	798	:
N	5 690	7 606	33.67	60 758	56 470	-7.06
CH	12 894	21 321	65.36	:	125 426	255.08



# TELECOMMUNICATION SERVICES

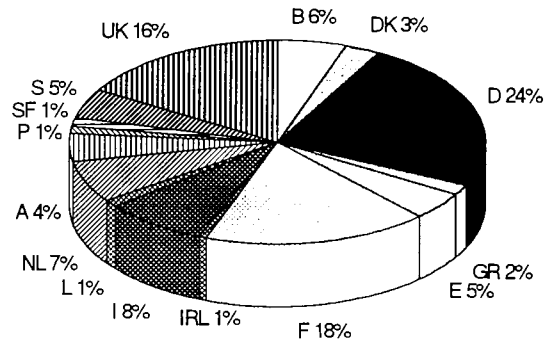
## 3. TELEPHONE TRAFFIC

**Table 6 - Outgoing international telephone traffic**

Country	1990 1000 minutes	1993 1000 minutes	1990-93 %
B	731 265	979 425	33.94
DK	368 000	448 869	21.98
D	3 146 000	4 680 000	48.76
GR	213 251	336 164	57.64
E	611 000	846 858	38.60
F	2 324 000	2 576 000	10.84
IRL	73 910	383 913	419.43
I	1 045 000	1 617 000	54.74
L	150 600	193 666	28.60
NL	905 000	1 235 595	36.53
A	558 600	767 441	37.39
P	156 480	233 000	48.90
SF	186 600	238 000	27.55
S	616 000	685 000	11.20
UK	2 170 000	2 310 400	6.47
<b>EUR15</b>	<b>13 255 706</b>	<b>17 531 331</b>	<b>32.25</b>
IS	18 740	24 088	28.54
FL	11 243	13 186	17.28
N	281 200	376 238	33.80
<b>EEA</b>	<b>13 566 889</b>	<b>17 944 843</b>	<b>32.27</b>
CH	1 332 000	1 572 200	18.03

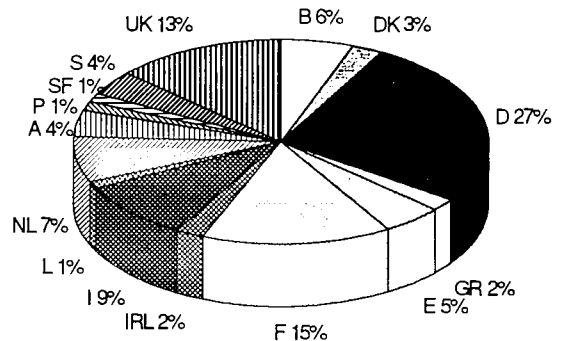
**Figure 7**

Shares of the outgoing international telephone traffic by country in the total of EUR15 in 1990



**Figure 8**

Shares of the outgoing international telephone traffic by country in the total of EUR15 in 1993



The outgoing international telephone traffic has been increasing significantly.

As regards the shares of the traffic in the total of EUR15, Germany, France, Italy and the United Kingdom have the biggest shares, with a increase for Germany and Italy, and a decrease for France and the United Kingdom. Greece, Spain, Ireland, Luxembourg and Portugal represent together 9.09% in 1990 and 11.37 % in 1993.

As mentioned in the foreword, Eurostat publishes two publications that describe the situation in the communication services markets :

The yearbook "*Communication services - Annual statistics*"

Format A4

Languages	Pages	Price ECU
DE/EN/FR	~300	28.00

which presents the current situation in both postal and telecommunication services in the EU and EFTA countries.

The joint publication "*Communication indicators for major economies*" made in cooperation with the International Telecommunication Union (ITU) and the Organisation for Economic Cooperation and Development (OECD)

Format A4

Languages	Pages	Price ECU
EN	~40	7.00

which gives the key telecommunication indicators and covers 45 countries.

BELGIQUE / BELGIË

**Moniteur belge/  
Belgisch Staatsblad**

Rue de Louvain 42/Louvainseweg 42  
B-1000 Bruxelles/B-1000 Brussel  
Tél. (02) 512 00 26  
Fax (02) 511 01 84

**Jean De Lannoy**

Avenue du Roi 202/Koningslaan 202  
B-1060 Bruxelles/B-1060 Brussel  
Tél. (02) 538 51 69  
Fax (02) 538 08 41

Autres distributeurs/  
Overige verkooppunten:

**Librairie européenne/  
Europese boekhandel**

Rue de la Loi 244/Wetstraat 244  
B-1040 Bruxelles/B-1040 Brussel  
Tél. (02) 231 04 35  
Fax (02) 735 08 60

Document delivery:

**Credoc**

Rue de la Montagne 34/Bergstraat 34  
Boîte 11/Bus 11  
B-1000 Bruxelles/B-1000 Brussel  
Tél. (02) 511 69 41  
Fax (02) 513 31 95

DANMARK

**J. H. Schultz Information A/S**

Herstedvang 10-12  
DK-2620 Albertslund  
Tlf. 43 63 23 00  
Fax (Sales) 43 63 19 69  
Fax (Management) 43 63 19 49

DEUTSCHLAND

**Bundesanzeiger Verlag**

Postfach 10 05 34  
D-50445 Köln  
Tel. (02 21) 20 29-0  
Fax (02 21) 2 02 92 78

GREECE/ΕΛΛΑΔΑ

**G.C. Eleftheroudakis SA**

International Bookstore  
Nikis Street 4  
GR-10563 Athens  
Tel. (01) 322 63 23  
Fax 323 98 21

ESPAÑA

**Mundi-Prensa Libros, SA**

Castelló, 37  
E-28001 Madrid  
Tel. (91) 431 33 99 (Libros)  
431 32 22 (Suscripciones)  
435 36 37 (Dirección)  
Fax (91) 575 39 98

**Boletín Oficial del Estado**

Trafalgar, 27-29  
E-28071 Madrid  
Tel. (91) 538 22 95  
Fax (91) 538 23 49

Sucursal:

**Librería Internacional AEDOS**

Consejo de Ciento, 391  
E-08009 Barcelona  
Tel. (93) 488 34 92  
Fax (93) 487 76 59

**Librería de la Generalitat  
de Catalunya**

Rambla dels Estudis, 118 (Palau Moja)  
E-08002 Barcelona  
Tel. (93) 302 68 35  
Tel. (93) 302 64 62  
Fax (93) 302 12 99

FRANCE

**Journal officiel  
Service des publications  
des Communautés européennes**

26, rue Desaix  
F-75727 Paris Cedex 15  
Tél. (1) 40 58 77 01/31  
Fax (1) 40 58 77 00

IRELAND

**Government Supplies Agency**

4-5 Harcourt Road  
Dublin 2  
Tel. (1) 66 13 111  
Fax (1) 47 52 760

ITALIA

**Licosa SpA**

Via Duca di Calabria 1/1  
Casella postale 552  
I-50125 Firenze  
Tel. (055) 64 54 15  
Fax 64 12 57

GRAND-DUCHÉ DE LUXEMBOURG

**Messageries du livre**

5, rue Raiffeisen  
L-2411 Luxembourg  
Tél. 40 10 20  
Fax 49 06 61

NEDERLAND

**SDU Servicecentrum Uitgeverijen**

Postbus 20014  
2500 EA 's-Gravenhage  
Tel. (070) 37 89 880  
Fax (070) 37 89 783

ÖSTERREICH

**Manz'sche Verlags-  
und Universitätsbuchhandlung**

Kohlmarkt 16  
A-1014 Wien  
Tel. (1) 531 610  
Fax (1) 531 61-181

Document delivery:

**Wirtschaftskammer**

Wiedner Hauptstraße  
A-1045 Wien  
Tel. (0222) 50105-4356  
Fax (0222) 50206-297

PORTUGAL

**Imprensa Nacional — Casa da Moeda, EP**

Rua Marquês Sá da Bandeira, 16-A  
P-1099 Lisboa Codex  
Tel. (01) 353 03 99  
Fax (01) 353 02 94/384 01 32

**Distribuidora de Livros  
Bertrand, Ld.<sup>a</sup>**

**Grupo Bertrand, SA**

Rua das Terras dos Vales, 4-A  
Apartado 37  
P-2700 Amadora Codex  
Tel. (01) 49 59 050  
Fax 49 60 255

SUOMI/FINLAND

**Akateeminen Kirjakauppa**

Akademiska Bokhandeln  
Pohjoisesplanadi 39 / Norra esplanaden 39  
PL / PB 128  
FIN-00101 Helsinki / Helsingfors  
Tel. (90) 121 4322  
Fax (90) 121 44 35

SVERIGE

**BTJ AB**

Traktorvägen 11  
Box 200  
S-221 00 Lund  
Tel. (046) 18 00 00  
Fax (046) 18 01 25

UNITED KINGDOM

**HMSO Books (Agency section)**

HMSO Publications Centre  
51 Nine Elms Lane  
London SW8 5DR  
Tel. (0171) 873 9090  
Fax (0171) 873 8463

ICELAND

**BOKABUD  
LARUSAR BLÖNDAL**

Skólavörðustíg, 2  
IS-101 Reykjavík  
Tel. 551 56 50  
Fax 552 55 60

NORGE

**NIC Info a/s**

Boks 6512 Etterstad  
0606 Oslo  
Tel. (22) 57 33 34  
Fax (22) 68 19 01

SCHWEIZ/SUISSE/SVIZZERA

**OSEC**

Stampfenbachstraße 85  
CH-8035 Zürich  
Tel. (01) 365 54 49  
Fax (01) 365 54 11

BÄLGARIJA

**Europress Klassica BK Ltd**

66, bd Vitosha  
BG-1463 Sofia  
Tel./Fax (2) 52 74 75

ČESKÁ REPUBLIKA

**NIS ČR**

Havelkova 22  
CZ-130 00 Praha 3  
Tel./Fax (2) 24 22 94 33

HRVATSKA

**Mediatrade**

P. Hatza 1  
HR-4100 Zagreb  
Tel./Fax (041) 43 03 92

MAGYARORSZÁG

**Euro-Info-Service**

Europá Ház  
Margitsziget  
H-1138 Budapest  
Tel./Fax (1) 111 60 61, (1) 111 62 16

POLSKA

**Business Foundation**

ul. Krucza 38/42  
PL-00-512 Warszawa  
Tel. (2) 621 99 93, 628 28 82  
International Fax&Phone (0-39) 12 00 77

ROMÂNIA

**Euromedia**

65, Strada Dionisie Lupu  
RO-70184 Bucuresti  
Tel./Fax 1-31 29 646

RUSSIA

**CCEC**

9,60-letiya Oktyabrya Avenue  
117312 Moscow  
Tel./Fax (095) 135 52 27

SLOVAKIA

**Slovak Technical  
Library**

Nám. slobody 19  
SLO-812 23 Bratislava 1  
Tel. (7) 52 204 52  
Fax (7) 52 957 85

CYPRUS

**Cyprus Chamber of Commerce  
and Industry**

Chamber Building  
38 Grivas Dhigenis Ave  
3 Deligiorgis Street  
PO Box 1455  
Nicosia  
Tel. (2) 44 95 00, 46 23 12  
Fax (2) 36 10 44

MALTA

**Miller Distributors Ltd**

PO Box 25  
Malta International Airport LQA 05 Malta  
Tel. 66 44 88  
Fax 67 67 99

TÜRKIYE

**Pres AS**

Dünya Infotel  
TR-80050 Tünel-Istanbul  
Tel. (1) 251 91 90/251 96 96  
Fax (1) 251 91 97

ISRAEL

**Roy International**

17, Shimon Hatarssi Street  
P.O.B. 13056  
61130 Tel Aviv  
Tel. (3) 546 14 23  
Fax (3) 546 14 42

Sub-agent for the Palestinian Authority:

**INDEX Information Services**

PO Box 19502  
Jerusalem  
Tel. (2) 27 16 34  
Fax (2) 27 12 19

EGYPT/  
MIDDLE EAST

**Middle East Observer**

41 Sherif St.  
Cairo  
Tel/Fax (2) 393 97 32

UNITED STATES OF AMERICA/  
CANADA

**UNIPUB**

4611-F Assembly Drive  
Lanham, MD 20706-4391  
Tel. Toll Free (800) 274 48 88  
Fax (301) 459 00 56

CANADA

Subscriptions only  
Uniquement abonnements

**Renouf Publishing Co. Ltd**

1294 Algoma Road  
Ottawa, Ontario K1B 3W8  
Tel. (613) 741 43 33  
Fax (613) 741 54 39

AUSTRALIA

**Hunter Publications**

58A Gipps Street  
Collingwood  
Victoria 3066  
Tel. (3) 9417 53 61  
Fax (3) 9419 71 54

JAPAN

**Procurement Services Int. (PSI-Japan)**

Kyoku Dome Postal Code 102  
Tokyo Kojimachi Post Office  
Tel. (03) 32 34 69 21  
Fax (03) 32 34 69 15

Sub-agent:

**Kinokuniya Company Ltd  
Journal Department**

PO Box 55 Chitose  
Tokyo 156  
Tel. (03) 34 39-0124

SOUTH and EAST ASIA

**Legal Library Services Ltd**

Orchard  
PO Box 0523  
Singapore 9123  
Tel. 243 24 98  
Fax 243 24 79

SOUTH AFRICA

**Safto**

5th Floor, Export House  
Cnr Maude & West Streets  
Sandton 2146  
Tel. (011) 883-3737  
Fax (011) 883-6569

ANDERE LÄNDER  
OTHER COUNTRIES  
AUTRES PAYS

**Office des publications officielles  
des Communautés européennes**

2, rue Mercier  
L-2985 Luxembourg  
Tél. 29 29-1  
Télex PUBOF LU 1324 b  
Fax 48 85 73, 48 68 17

Preis in Luxemburg (ohne MwSt.) • Price (excl. VAT) in Luxembourg • Prix au Luxembourg, TVA exclue  
Einzelpreis • Single copy • Prix par numéro ECU 10  
Abonnement • Subscription ECU 84



OFICINA DE PUBLICACIONES OFICIALES DE LAS COMUNIDADES EUROPEAS  
KONTORET FOR DE EUROPÆISKE FÆLLESSKABERS OFFICIELLE PUBLIKATIONER  
AMT FÜR AMTLICHE VERÖFFENTLICHUNGEN DER EUROPÄISCHEN GEMEINSCHAFTEN  
ΥΠΗΡΕΣΙΑ ΕΠΙΣΗΜΩΝ ΕΚΔΟΣΕΩΝ ΤΩΝ ΕΥΡΩΠΑΪΚΩΝ ΚΟΙΝΟΤΗΤΩΝ  
OFFICE FOR OFFICIAL PUBLICATIONS OF THE EUROPEAN COMMUNITIES  
OFFICE DES PUBLICATIONS OFFICIELLES DES COMMUNAUTÉS EUROPÉENNES  
UFFICIO DELLE PUBBLICAZIONI UFFICIALI DELLE COMUNITÀ EUROPEE  
BUREAU VOOR OFFICIËLE PUBLIKATIES DER EUROPESE GEMEENSCHAPPEN  
SERVIÇO DAS PUBLICAÇÕES OFICIAIS DAS COMUNIDADES EUROPEIAS



CA-CJ-95-S02-3A-C