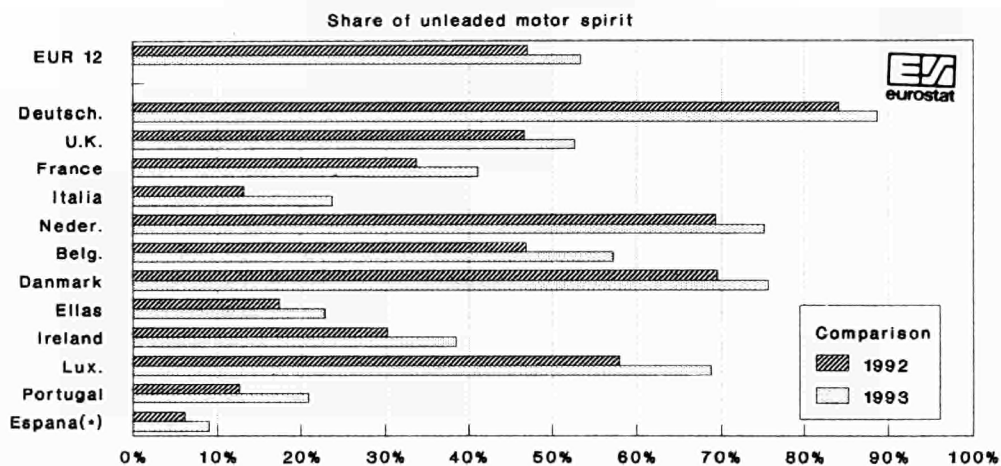


1994 □ 15

ISSN 1016-0191

### Evolution of inland deliveries of unleaded motor spirit



In the European Union, the share of unleaded fuel of the total of motor fuel deliveries rose from 47,1 % in 1992 to 53,3 % in 1993. For the first time, the deliveries of unleaded fuel are now greater than deliveries of leaded petrol. Germany remains the country where the penetration of the market is the greatest at 90 %. As regards overall deliveries of motor fuels, these remained stable while deliveries of unleaded fuel rose by almost 13 %.

	Motor fuels (in 1000 t)	among which : unleaded	share of unleaded
1991	109 975	44 803	40,7 %
1992	112 285	52 890	47,1 %
1993	112 000(*)	59 700(*)	53,3 %
1993/92	-0,3 %(*)	+ 12,7 %(*)	--

(\*) Data estimated for Spain and EUR 12.

Manuscript completed on = 7.04.1994

For further information please contact:  
Eurostat, L-2920 Luxembourg, tel. 4301-34699 Fax: 4301-34771

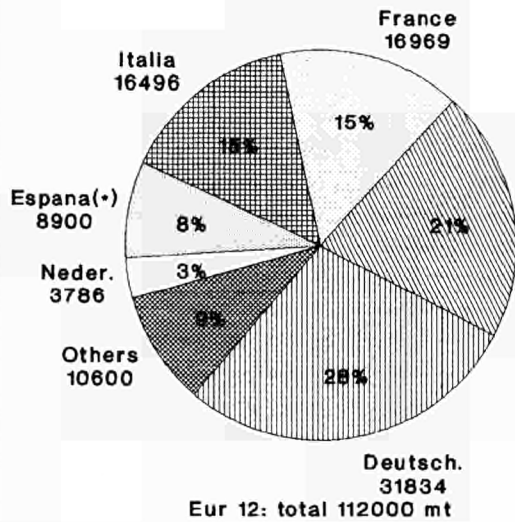
Price (excl. VAT) in Luxembourg: Subscription ECU 227

Catalogue number: CA-NL-94-015-EN-C

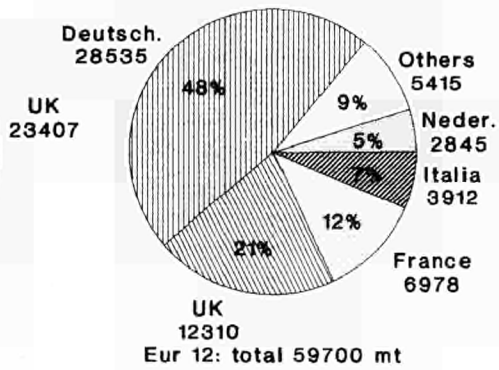
# Inland deliveries

Year: 1993  
in thousand tonnes

## Motor spirit



## Unleaded motor spirit

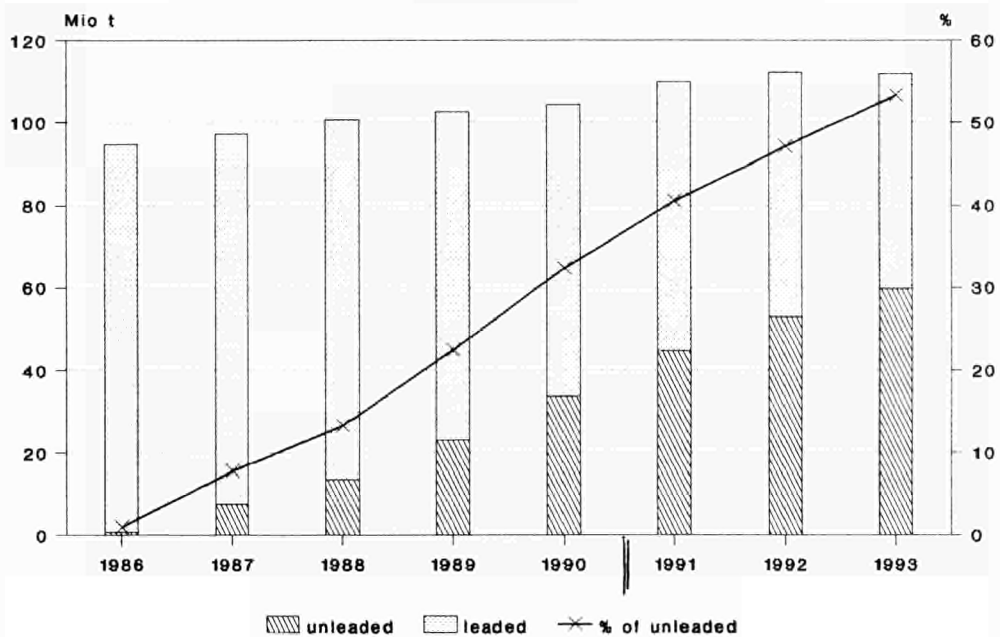


Source: Eurostat



# Motor spirit: inland deliveries

Eur 12



Source: Eurostat  
(-) Break in series 1990/91

