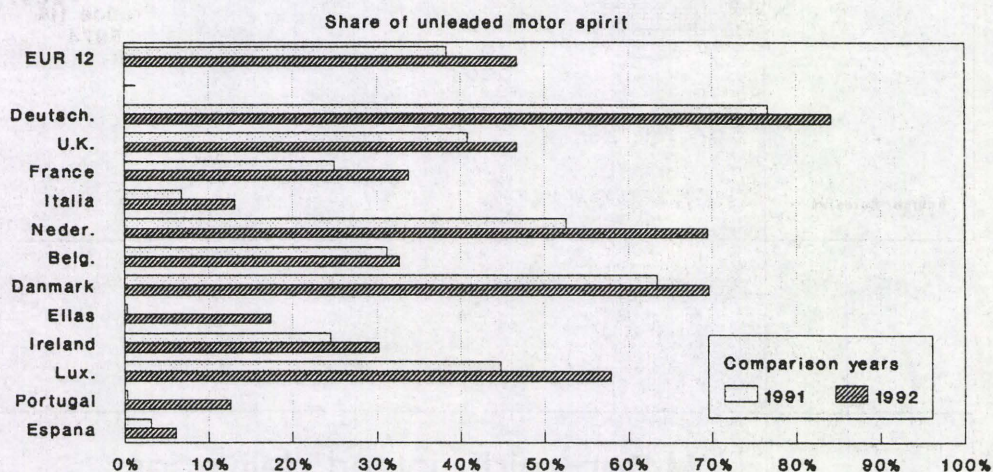


1993 □ 10

ISSN 1016-0191

### Evolution of inland deliveries of unleaded motor spirit



For EUR 12<sup>(\*)</sup> the proportion of unleaded fuel rose from 40,5 % of all moter fuels in 1991 to 46,7 % in 1992. Although the market can quickly change, there remains a clear difference between Northern and Southern Europe with no southern country showing unleaded deliveries of more than 20 % . The use of unleaded continues to rise rapidly in all Member States (on average by 17 %). Germany<sup>(\*)</sup> is still the biggest user of unleaded at 80 % and in fact 50 % of all unleaded fuel deliveries in EUR 12 are to Germany.

	Motor fuels (in 1000t)	among which : unleaded	share of unleaded
1989	102 772	23 055	22,4 %
1990	104 457	33 757	32,3 %
1991	109 975	44 586	40,5 %
1992	111 678	52 187	46,7 %
1992/91	+ 1,5 %	+ 17,0 %	--

(\*) Break in the series 1990/91. From 1991, German territory after 3.10.990.

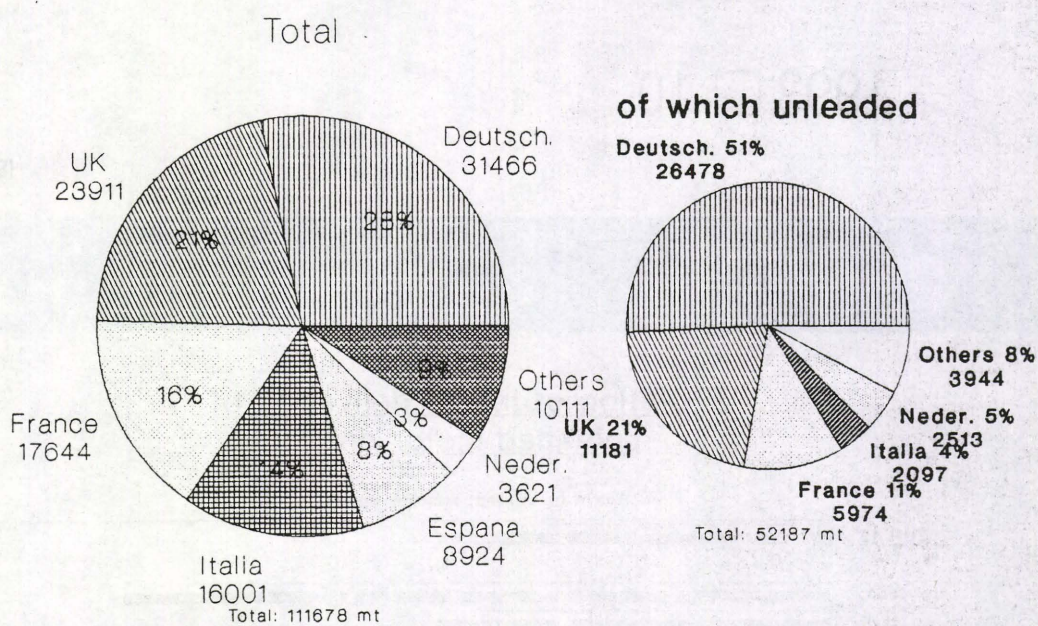
Manuscript completed on = 29.03.1993

For further information please contact:  
Eurostat, L-2920 Luxembourg, tel. 4301-34699 Fax: 4301-34771

Price (excl. VAT) in Luxembourg: Subscription ECU 206

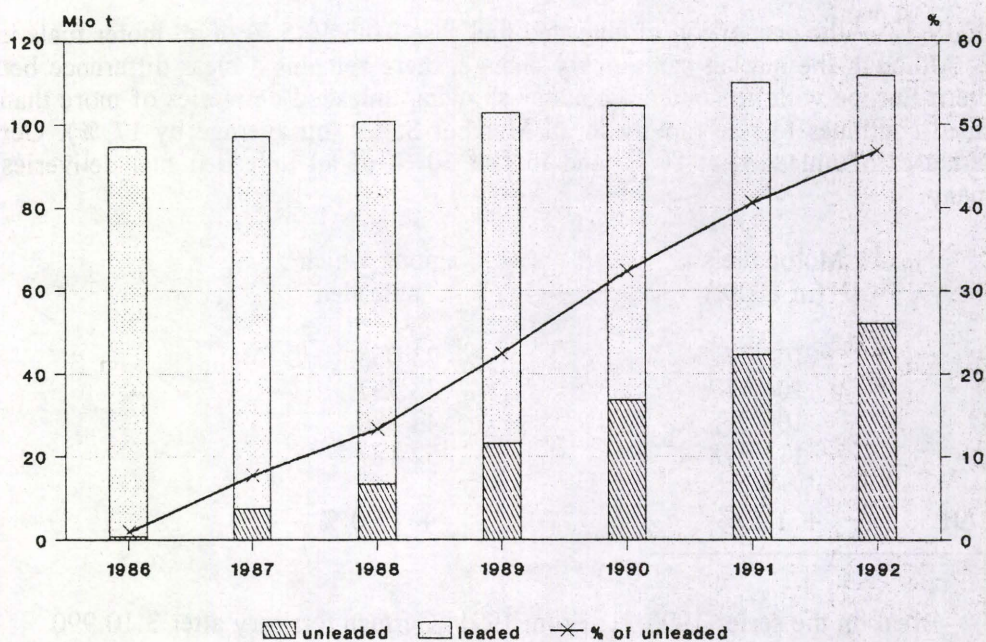
Catalogue number: CA-NL-93-010-EN-C

## Motor spirit: inland deliveries Eur 12 - Year: 1992



Source: Eurostat

## Motor spirit: inland deliveries Eur 12



Source: Eurostat  
(\*) Break in series 1990/91