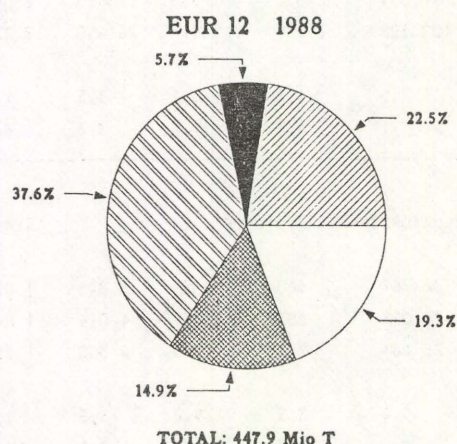
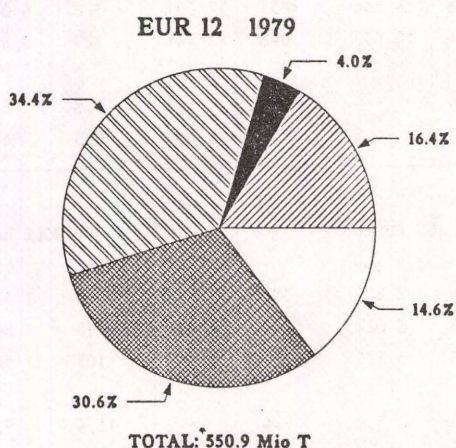







1989 □ 4

MINERALOELERZEUGNISSE
INLANDSLIEFERUNGEN

PETROLEUM PRODUCTS
INLAND DELIVERIES

PRODUITS PETROLIERS
LIVRAISONS INTERIEURES



				
Motorenbenzin Motor Spirit Esence Moteur	Petroleum u. Flugturbinen Kerosenes and Jet Fuels Petr. Lampant, Carbureact.	Dieselkr. stoff u. Destillat.h.oel Gas/Diesel Oil Gasoil, Fuel Oil Fluide	Ruckstandsh.oel Residual Fuel Oil Fuel Oil Residuel	Andere Produkte Other Products Autres Produits

The first estimates for 1988 suggest that deliveries of all petroleum products will be 1.3% up on 1987, with a total of 447.9 million tonnes. National trends vary from increases of 9.3% in Spain, 5.4% in the United Kingdom and 3.5% in Luxemburg to falls of 7.1% in Denmark and 5.6% in Ireland. The changes in consumption lie between + 2.5% and - 1.6% in all other countries.

The situation as far as the main products are concerned is as follows :

- A sharp increase in deliveries of aviation fuels (+ 6.1%), with declines in only two Member States (Denmark and Ireland). In the rest of the Community increases range from + 2.6% to + 16.6% (Greece).
- An increase in deliveries of motor fuels (+ 3.1%). Trends vary between a - 6% decline in the Netherlands and increases of 6-7% in Greece, Spain and Portugal.
- Little change in deliveries of gas oil and diesel oil (+ 0.1%). Substantial falls in Denmark (- 6%) and the Federal Republic of Germany (- 3.1%) contrast with relatively large increases in the Netherlands (+ 6.4%), Spain (+ 7%) and Portugal (+ 5.8%).
- Finally, deliveries of residual fuel oil continue to fall (- 5.2%), particularly in Denmark (- 18%), Ireland (- 23%), the Netherlands (- 20.6%) and Portugal (- 26.7%). On the other hand the figure for the United Kingdom shows a sharp increase (+ 10%).

Manuscript completed on = 06.03.1989

Statistical Office of the European Communities, L-2920 Luxembourg, tel. 4301- 3278

Price (excl. VAT) in Luxembourg: Subscription ECU 132

Catalogue number: CA-NL-89-004-EN-C

**MINERALÖLERZEUGNISSE
INLANDSLIEFERUNGEN**

**PETROLEUM PRODUCTS
INLAND DELIVERIES**

**PRODUITS PETROLIERS
LIVRAISONS INTERIEURES**

ERSTE SCHÄTZUNGEN 1988

FIRST ESTIMATES 1988
1 000 t

PREMIERES ESTIMATIONS 1988

	EUR 12	B	DK	D	GR	E	F	IRL	I	L	NL	P	UK	
ALLE ERZEUGNISSE	ALL PRODUCTS													TOUS PRODUITS
1986	441 148	17 932	10 073	112 624	9 631	34 940	76 576	4 649	77 175	1 125	19 284	8 172	68 967	
1987	442 208	17 486	9 516	109 114	10 351	34 892	77 507	3 895	82 590	1 284	19 164	8 683	67 726	
1988	447 858	17 817	8 839	108 750	10 470	38 165	77 709	3 675	81 541	1 329	19 650	8 540	71 373	
1987/86 %	0,2	-2,5	-5,5	-3,1	7,5	-0,1	1,2	-16,2	7,0	14,1	-0,6	6,3	-1,8	
1988/87 %	1,3	1,9	-7,1	-0,3	1,1	9,3	0,3	-5,6	-1,3	3,5	2,5	-1,6	5,4	
MOTORENBENZIN	MOTOR SPIRIT													ESSENCES MOTEUR
1986	95 507	2 724	1 532	24 671	1 866	6 405	18 562	867	11 971	307	4 187	938	21 477	
1987	97 859	2 838	1 533	25 525	2 002	6 698	18 566	833	12 201	328	4 094	1 059	22 182	
1988	100 898	2 959	1 518	26 450	2 130	7 144	18 853	848	12 441	329	3 850	1 130	23 246	
1987/86 %	2,5	4,2	0,1	3,5	7,3	4,6	-	-3,9	1,9	6,8	-2,2	12,9	3,3	
1988/87 %	3,1	4,3	-1,0	3,6	6,4	6,7	1,5	1,8	2,0	0,3	-6,0	6,7	4,8	
PETROLEUM/FLUGTURBINENKRAFTSTOFFE	KEROSENES AND JET FUELS													PETROLE LAMPANT ET CARBUREACTEURS
1986	22 787	660	675	3 815	1 059	1 864	2 819	307	2 066	88	1 432	503	7 499	
1987	24 018	683	737	4 014	1 072	2 053	3 022	336	2 066	98	1 561	527	7 849	
1988	25 481	774	725	4 300	1 250	2 338	3 375	330	2 167	105	1 560	540	8 017	
1987/86 %	5,4	3,5	9,2	5,2	1,2	10,1	7,2	9,4	-	11,4	9,0	4,8	4,7	
1988/87 %	6,1	13,3	-1,6	7,1	16,6	13,9	11,7	-1,8	4,9	7,1	-	2,5	2,1	
DIESELKRAFTST. U. DESTILLAT HEIZÖLE	GAS/DIESEL OIL													GAS OIL ET FUEL-OIL FLUIDE
1986	169 898	8 640	5 110	56 217	3 478	11 136	32 936	1 509	26 004	569	5 023	1 999	17 277	
1987	168 188	8 377	5 035	54 103	3 939	11 519	32 451	1 381	26 715	592	4 841	2 155	17 080	
1988	168 329	8 362	4 735	52 400	4 100	12 327	32 585	1 411	26 528	582	5 150	2 280	17 869	
1987/86 %	-1,0	-3,0	-1,5	-3,8	13,3	3,4	-1,5	-8,5	2,7	4,0	-3,6	7,8	-1,1	
1988/87 %	0,1	-0,2	-6,0	-3,1	4,1	7,0	0,4	2,2	-0,7	-1,7	6,4	5,8	4,6	
RÜCKSTANDSHEIZÖLE	RESIDUAL FUEL OIL													FUEL-OIL RESIDUEL
1986	74 154	2 965	1 882	10 535	2 536	6 845	6 844	1 708	24 314	127	810	3 236	12 352	
1987	70 461	2 355	1 415	8 493	2 645	6 381	7 038	1 093	27 303	230	655	2 836	10 017	
1988	66 781	2 459	1 160	7 700	2 480	6 429	6 370	842	25 444	279	520	2 080	11 018	
1987/86 %	-5,0	-20,6	-24,8	-19,4	4,3	-6,8	2,8	-36,0	12,3	81,1	-19,1	-12,4	-18,9	
1988/87 %	-5,2	4,4	-18,0	-9,3	-6,2	0,8	-9,5	-23,0	-6,8	21,3	-20,6	-26,7	10,0	