


STATO129



eurostat

AGRARPREISE

Preisindizes und absolute Preise — Vierteljährliche Statistiken

AGRICULTURAL PRICES

Price indices and absolute prices — Quarterly statistics

PRIX AGRICOLES

Indices de prix et prix absolus — Statistiques trimestrielles

1 1997

LIV

Theme/Thème

Agriculture, forestry and fisheries / Agriculture, sylviculture et pêche

Series/Série

Short-term statistics / Statistiques conjoncturelles

5
B



OFICINA ESTADÍSTICA DE LAS COMUNIDADES EUROPEAS
DE EUROPÆISKE FÆLLESSKABERS STATISTISKE KONTOR
STATISTISCHES AMT DER EUROPÄISCHEN GEMEINSCHAFTEN
ΣΤΑΤΙΣΤΙΚΗ ΥΠΗΡΕΣΙΑ ΤΩΝ ΕΥΡΩΠΑΪΚΩΝ ΚΟΙΝΟΤΗΤΩΝ
STATISTICAL OFFICE OF THE EUROPEAN COMMUNITIES
OFFICE STATISTIQUE DES COMMUNAUTÉS EUROPÉENNES
ISTITUTO STATISTICO DELLE COMUNITÀ EUROPEE
BUREAU VOOR DE STATISTIEK DER EUROPESE GEMEENSCHAPPEN
SERVIÇO DE ESTATÍSTICA DAS COMUNIDADES EUROPEIAS
EUROOPAN YHTEISÖJEN TILASTOTOIMISTO
EUROPEISKA GEMENSKAPERNAS STATISTIKKONTOR

L-2920 Luxembourg — Tél. (352) 43 01-1 — Téléx COMEUR LU 3423
B-1049 Bruxelles, rue de la Loi 200 — Tél. (32-2) 299 11 11

Las publicaciones de Eurostat están clasificadas por temas y por series. La clasificación se encuentra al final de la obra. Para mayor información sobre las publicaciones, rogamos se pongan en contacto con Eurostat. Para los pedidos, diríjase a las oficinas de venta cuyas direcciones figuran en la página interior de la contracubierta.

Eurostats publikationer er klassificeret efter emne og serie. En oversigt herover findes bag i hæftet. Yderligere oplysninger om publikationerne kan fås ved henvendelse til Eurostat. Bestilling kan afgives til de salgssteder, der er anført på omslagets side 3.

Die Veröffentlichungen von Eurostat sind nach Themenkreisen und Reihen gegliedert. Die Gliederung ist hinten in jedem Band aufgeführt. Genauere Auskünfte über die Veröffentlichungen erteilt Eurostat. Ihre Bestellungen richten Sie bitte an die Verkaufsbüros, deren Anschriften jeweils auf der dritten Umschlagseite der Veröffentlichungen zu finden sind.

Οι εκδόσεις της Eurostat ταξινομούνται κατά θέμα και κατά σειρά. Η ακριβής ταξινόμηση αναφέρεται στο τέλος κάθε έκδοσης. Για λεπτομερέστερες πληροφορίες σχετικά με τις εκδόσεις, μπορείτε να απευθύνεσθε στην Eurostat.

Για τις παραγγελίες μπορείτε να απευθύνεσθε στα γραφεία πώλησης, των οποίων οι διευθύνσεις αναγράφονται στη σελίδα 3 του εξωφύλλου.

Eurostat's publications are classified according to themes and series. This classification is indicated at the end of the publication. For more detailed information on publications, contact Eurostat. Orders are obtainable from the sales offices mentioned on the inside back cover.

Les publications d'Eurostat sont classées par thème et par série. Cette classification est précisée à la fin de l'ouvrage. Pour des informations plus détaillées sur les publications, contactez Eurostat. Pour les commandes, adressez-vous aux bureaux de vente dont les adresses sont indiquées à la page 3 de la couverture.

Le pubblicazioni dell'Eurostat sono classificate per tema e per serie. Tale classificazione è precisata alla fine dell'opera. Per informazioni più dettagliate sulle pubblicazioni rivolgersi all'Eurostat. Per eventuali ordinazioni rivolgersi a uno degli uffici di vendita i cui indirizzi figurano nella 3ª pagina della copertina.

De publicaties van Eurostat zijn ingedeeld naar onderwerp en serie. Deze indeling is achter in het boek opgenomen. Voor nadere informatie over de publicaties kunt u zich wenden tot Eurostat. Gelieve bestellingen op te geven bij de verkoopbureaus, waarvan de adressen op bladzijde 3 van de omslag zijn vermeld.

As publicações do Eurostat estão classificadas por tema e por série. Esta classificação está indicada no fim da obra. Para mais informações sobre as publicações é favor contactar Eurostat. Encomendas: serviços de venda cujos endereços estão indicados na contracapa.

Eurostatin julkaisut on luokiteltu aiheen ja sarjan mukaisesti. Luokittelu ilmoitetaan kunkin julkaisun lopussa. Lisätietoja julkaisuista saa Eurostatista. Tilauksia voi tehdä myyntitoimistoista, jotka on lueteltu takakannen sisäpuolella.

Publikationer från Eurostat klassificeras efter ämnesområde och serie. Denna klassificering står angiven i slutet av publikationen. För ytterligare information om publikationer – kontakta Eurostat. Beställningar tas emot av de försäljningskontor som redovisas på omslagets sida 3.

AGRARPREISE

Preisindizes und absolute Preise—Vierteljährliche Statistiken

AGRICULTURAL PRICES

Price indices and absolute prices—Quarterly statistics

PRIX AGRICOLES

Indices de prix et prix absolus—Statistiques trimestrielles

1 □ 1997

Angaben für die Bundesrepublik Deutschland nach dem Gebietsstand
vor dem 3. Oktober 1990; sie schließen Berlin (West) ein.

Data for the Federal Republic of Germany, including West Berlin, as
constituted prior to 3 October 1990

Données pour la République fédérale d'Allemagne, dans sa situation
territoriale avant le 3 octobre 1990, Berlin-Ouest inclus

Luxembourg: Office des publications officielles des Communautés européennes, 1997

© EGKS-EG-EAG, Brüssel • Luxembourg, 1997

Nachdruck — ausgenommen zu kommerziellen Zwecken — mit Quellenangabe gestattet.

© ECSC-EC-EAEC, Brussels • Luxembourg, 1997

Reproduction is authorized, except for commercial purposes, provided the source is acknowledged.

© CECA-CE-CEEA, Bruxelles • Luxembourg, 1997

Reproduction autorisée, sauf à des fins commerciales, moyennant mention de la source


Printed in Italy

Gedruckt auf chlorfrei gebleichtem Papier.

Printed on non-chlorine bleached paper.


Imprimé sur papier blanchi sans chlore

| Inhaltsverzeichnis | Table of contents | Sommaire | Seite/Page |
|--|---|---|-------------------|
| Verwendete Zeichen und Abkürzungen | Symbols and abbreviations used | Signes et abréviations employés | 5 |
| VORBEMERKUNGEN | PRELIMINARY REMARKS | REMARQUES PRELIMINAIRES | 7 |
| EU-AGRARPREISINDIZES | EU AGRICULTURAL PRICE INDICES | INDICES UE DES PRIX AGRICOLES | 21 |
| Wägungsschema | Weighting scheme | Schéma de pondération | 23 |
| Erläuterung zu den Ergebnissen des 3. Quartals 1996 | Comments on the results for the third quarter of 1996 | Commentaires sur les résultats du troisième trimestre 1996 | 33 |
| Monatliche EU-Indizes der Erzeugerpreise landwirtschaftlicher Produkte | Monthly EU indices of producer prices of agricultural products | Indices UE mensuels des prix à la production des prix agricoles | 51 |
| · Nominale Indizes | · Nominal indices | · Indices nominaux | 53 |
| · Deflationierte Indizes | · Deflated indices | · Indices déflatés | 87 |
| Monatliche EU-Indizes der Einkaufspreise landwirtschaftlicher Betriebsmittel | Monthly EU indices of purchase prices of the means of agricultural production | Indices UE mensuels des prix d'achat des moyens de production agricole | 105 |
| · Nominale Indizes | · Nominal indices | · Indices nominaux | 107 |
| · Deflationierte Indizes | · Deflated indices | · Indices déflatés | 141 |
| AGRARPREISE Ausgewählte Preisreihen aus der NewCRONOS-Datenbank | AGRICULTURAL PRICES Selected series from the NewCRONOS data base | PRIX AGRICOLES Séries sélectionnées de la banque de données NewCRONOS | 159 |
| Monatliche Verkaufspreise landwirtschaftlicher Erzeugnisse | Monthly selling prices of agricultural products | Prix de vente mensuels de produits agricoles | 161 |
| · Pflanzliche Erzeugnisse | · Crop products | · Produits végétaux | 163 |
| · Tierische Erzeugnisse | · Animal products | · Produits animaux | 171 |
| Monatliche Einkaufspreise landwirtschaftlicher Betriebsmittel | Monthly purchase prices of the means of agricultural production | Prix d'achat mensuels des moyens de production agricole | 197 |
| Eurostat-Veröffentlichungen über die Agrarpreisstatistik | Eurostat publications on agricultural price statistics | Les publications d'Eurostat concernant les statistiques de prix agricoles | 217 |



Verwendete Zeichen und Abkürzungen**Symbols and abbreviations used****Signes et abréviations employés**


| | | | |
|---|--|---|----------------------------|
| Nichts | Nil | Néant | - |
| Nachweis nicht vorhanden oder vertraulich | Data not available or confidential | Donnée non disponible ou confidentielle | : |
| Prozent | Percent | Pour cent | % |
| Mehrwertsteuer | Value-added tax | Taxe sur la valeur ajoutée | MwSt/VAT/TVA |
| Europäische Währungseinheit | European currency unit | Unité monétaire européenne | ECU |
| Kaufkraftstandard | Purchasing power standard | Standard de pouvoir d'achat | KKS/PPS/SPA |
| Belgischer Franken | Belgian franc | Franc belge | BFR |
| Dänische Krone | Danish krone | Couronne danoise | DKR |
| Deutsche Mark | German Mark | Mark allemand | DM |
| Griechische Drachme | Greek drachma | Drachme grecque | DR |
| Spanische Peseta | Spanish peseta | Peseta espagnole | PTA |
| Französischer Franken | French franc | Franc français | FF |
| Irishes Pfund | Irish pound | Livre irlandaise | IRL |
| Italienische Lira | Italian lira | Lire italienne | LIT |
| Luxemburger Franken | Luxembourg franc | Franc luxembourgeois | LFR |
| Niederländischer Gulden | Dutch guilder | Florin néerlandais | HFL |
| Österreichischer Schilling | Austrian Schilling | Schilling autrichien | ÖS |
| Portugiesischer Escudo | Portuguese escudo | Escudo portugais | ESC |
| Finnische Mark | Finnish Mark | Mark finlandais | FMK |
| Schwedische Krone | Swedish Cronn | Couronne suédoise | SKR |
| Pfund Sterling | Pound sterling | Livre sterling | UKL |
| Europäische Union | European Union | Union européenne | EU/EU/UE |
| Gesamtheit der 15 Mitgliedstaaten | All 15 Member States | Ensemble des 15 Etats membres | EUR 15 |
| Statistisches Amt der Europäischen Gemeinschaften | Statistical Office of the European Communities | Office statistiques des Communautés européennes | Eurostat SAEG/SOEC/OSCE |
| Eurostat-Datenbank | Eurostat data bank | Banque des données Eurostat | NewCRONOS |
| NewCRONOS-Bereich "Agrarpreise und Agrarpreisindizes" | NewCRONOS domain 'Agricultural prices and price indices' | Domaine NewCRONOS "Prix et indices de prix agricoles" | PRAG |



VORBEMERKUNGEN

PRELIMINARY REMARKS

REMARQUES PRELIMINAIRES



VORBEMERKUNGEN

1. Einleitung

Die vierteljährlich erscheinende Veröffentlichung "AGRARPREISE: Preisindizes und absolute Preise-Vierteljährliche Statistiken" enthält monatliche Daten über Agrarpreise (Indizes und absolute Preise). Was die absoluten Preise betrifft, so enthält die vorliegende Veröffentlichung monatliche Daten für eine Auswahl der wichtigsten dieser Preisreihen.

Der vollständige Satz monatlicher und jährlicher Angaben zur Agrarpreisstatistik (Preisindizes und absolute Preise) sind in der NewCRONOS-Datenbank (Bereich "PRAG") von Eurostat gespeichert. Sie sind über EURONET oder - auf Anfrage bei Eurostat - auf Magnetband, Disketten oder Computerausdrucken erhältlich.

Seit Januar 1995 hat die Europäische Union drei neue Mitgliedstaaten: Österreich, Finnland und Schweden. Diese Ausgabe von "AGRARPREISE" enthält monatliche Daten über Preisindizes und absolute Preise dieser neuen Mitgliedstaaten und ebenfalls monatliche Preisindizes für die gesamte Europäische Union, EUR 15.

2. EU-Agrarpreisindizes

Die EU-Agrarpreisindizes (Output und Input) umfassen den EU-Index der Erzeugerpreise landwirtschaftlicher Erzeugnisse und den EU-Index der Einkaufspreise landwirtschaftlicher Betriebsmittel. Diese Indizes ergeben sich aus einer basisgewogenen Laspeyres-Berechnung, bei der die Wertgewichte des Basisjahres 1990 für einen festen Korb von landwirtschaftlichen Erzeugnissen (Outputpreisindex) oder eine Auswahl von Waren und Dienstleistungen (Inputpreisindizes) benutzt werden. Das Jahr 1990 dient auch als Referenzjahr (d. h. 1990=100). Wie sich aus den Wägungsschemata ergibt, können die einzelnen Positionen der beiden Preisindizes in den verschiedenen Mitgliedstaaten völlig unterschiedlich gewichtet sein.

Die EU-Agrarpreisindizes (Output und Input) basieren in allen Mitgliedstaaten der Union auf dem "Bundeshof-Konzept", und demzufolge liegen ihnen nur die Transaktionen zwischen landwirtschaftlichen und nichtlandwirtschaftlichen Produktionseinheiten zugrunde (einschließlich Außenhandel). Die innerlandwirtschaftlichen Umsätze bleiben sowohl bei der Ermittlung der Wertgewichte als auch bei der Erfassung der Erzeuger- oder Einkaufspreise unberücksichtigt. Damit besteht zwischen dem Konzept der EU-Agrarpreisindizes (Output und Input) und dem Konzept der Landwirtschaftlichen Gesamtrechnung der Union eine weitgehende methodische Übereinstimmung.

Die Agrarpreisindizes (Output und Input) für die Union insgesamt werden in der Regel für jede Aggregationsstufe der beiden Indizes durch Bildung des gewogenen arithmetischen Mittels der entsprechenden Preisindizes der Mitgliedstaaten der Union ermittelt. Die einzelstaatlichen Agrarpreisindizes werden mit dem Wert der Verkäufe landwirtschaftlicher Erzeugnisse (Outputpreisindex) oder dem Wert der Einkäufe landwirtschaftlicher Betriebsmittel (Inputpreisindizes) gewichtet; diese Werte stehen in Landeswährung zur Verfügung und werden von Eurostat in Kaufkraftstandard (KKS)¹ umgerechnet.

Die Agrarpreisindizes enthalten Informationen über die Entwicklung (i) der Erzeugerpreise landwirtschaftlicher Produkte und (ii) der Einkaufspreise landwirtschaftlicher Betriebsmittel in der Union insgesamt sowie in den einzelnen Mitgliedstaaten und ermöglichen einen Vergleich der Preisentwick-

¹Zur Definition siehe Eurostat: "Kaufkraftparitäten und Bruttoinlandsprodukt in realen Werten, Ergebnisse 1985", Themenkreis 2, Reihe C, Luxemburg 1988.

lungen. Außerdem können auch die Trends der beiden Preisindizes verglichen werden. Im Hinblick auf die einzelnen Erzeugnisse und Erzeugnisgruppen (oder Betriebsmittel und Gruppen von Betriebsmitteln) ist allerdings zu berücksichtigen, daß die Wägungsschemata der beiden Preisindizes den Produktionsbedingungen eines jeden Landes angepaßt sind und infolgedessen die Struktur des Warenkorbs, der die verschiedenen Produktionsbedingungen widerspiegelt, in jedem Land anders ist.

Um den unterschiedlichen Inflationsraten in der Union Rechnung zu tragen, werden die EU-Agrarpreisindizes auch als deflationierte Indizes veröffentlicht. Zu diesem Zweck werden die nominalen EU-Agrarpreisindizes (Output und Input) mit Hilfe des Verbraucherpreisindex deflationiert.

Der Leser sollte berücksichtigen, daß es in den Mitgliedstaaten auch andere Indexreihen über die Erzeugerpreise landwirtschaftlicher Produkte und die Einkaufspreise landwirtschaftlicher Betriebsmittel geben kann. Diese Reihen können für andere Zwecke berechnet worden sein und in der Methodik von den hier veröffentlichten EU-Agrarpreisindizes abweichen.

Nähere Angaben zur Methodik der EU-Agrarpreisindizes sind in der 1985 veröffentlichten "Methodologie der EG-Agrarpreisindizes (Output und Input)" zu finden.

- EU-Index der Erzeugerpreise landwirtschaftlicher Erzeugnisse (output)

Die verwendeten Preisdaten enthalten keine Mehrwertsteuer. Auch die produktgebundenen Abgaben (z. B. die Mitverantwortungsabgabe) sind von wenigen Ausnahmen abgesehen (z. B. die "Superabgabe" für Milcherzeuger) abgezogen. Auf der anderen Seite werden die produktgebundenen Subventionen zu den auf dem Markt erzielten Erzeugerpreisen hinzugerechnet.

Die Position 15 des Index wurde in "Weinmost" und "Wein" untergliedert, da in der Bundesrepublik Deutschland und in Luxemburg Preise bzw. Preisindizes nur für Weinmost zur Verfügung stehen, während Frankreich, Italien und Portugal nur für Wein Preisindizes liefern (wobei in Frankreich und Italien zwischen Tafelwein und Qualitätswein unterschieden wird). Für Griechenland, Spanien und Österreich stehen sowohl für Weinmost (oder Weintrauben) als auch für Wein Daten zur Verfügung (nicht aber getrennt für Tafelwein und Qualitätswein). Für Portugal liegen nur Preise für Tafelwein vor. Aufgrund dieser Unterschiede zwischen den einzelnen Mitgliedstaaten können die Preisindizes für die Union insgesamt nur für die Gesamtrubrik "Weinmost/Wein" ausgewiesen werden.

Den monatlichen Preisindizes für Frischobst und Frischgemüse liegen variable Wertgewichte für die zwölf Monate des Basisjahres 1990 zugrunde. Bei der Berechnung der Preisindizes für Frischobst und Frischgemüse für die Union insgesamt wurde Luxemburg wegen fehlenden Datenmaterials ausgeklammert. Sein Anteil an Frischobst und Frischgemüse der Union insgesamt betrug im Jahr 1990 0,012%. Die monatlichen Gewichte für Obst und Gemüse aus Finnland waren nicht verfügbar, so daß die Indizes dieses Landes nicht in die Indizes für EUR 15 aufgenommen werden konnten. Der Anteil Finnlands an Obst und Gemüse in der Union betrug im Jahr 1990 0,5%. Wegen des fehlenden monatlichen Datenmaterials für Frischobst und -gemüse erscheinen im Falle Luxemburgs unter den Positionen "Insgesamt" und "Insgesamt (ohne Obst und Gemüse)" einerseits und "Pflanzliche Erzeugnisse" und "Pflanzliche Erzeugnisse (ohne Obst und Gemüse)" andererseits identische monatliche Preisindizes, was streng genommen nicht korrekt ist. Der Anteil von Obst und Gemüse am Gesamtindex Luxemburgs betrug im Jahr 1990 0,7% bzw. 1,2%.

- EU-Index der Einkaufspreise landwirtschaftlicher Betriebsmittel (input)

Ab der Ausgabe 1-1993 der vierteljährlichen Veröffentlichung "AGRARPREISE: Preisindizes und absolute Preise" veröffentlicht Eurostat einen kombinierten Inputpreisindex, der den EU-Index der Preise für Waren und Dienstleistungen des laufenden landwirtschaftlichen Verbrauchs und den EU-Index der Preise für Waren und Dienstleistungen landwirtschaftlicher Investitionen beinhaltet.

Die verwendeten Preisdaten enthalten keine abzugsfähige Mehrwertsteuer. Alle anderen Abgaben (z. B. Mineralölsteuer) sind jedoch enthalten. Subventionen (z. B. Mineralölsubventionen) werden abgezogen, um zu den von den Landwirten tatsächlich gezahlten Preisen zu gelangen.

3. Absolute Agrarpreise

Eurostat erfaßt eine große Zahl monatlicher und jährlicher Agrarpreisreihen für die Mitgliedstaaten der Union, zu denen Verkaufspreise pflanzlicher und tierischer Erzeugnisse und Einkaufspreise landwirtschaftlicher Betriebsmittel gehören. Diese Reihen sind in der Regel für den jeweiligen Mitgliedstaat repräsentativ und innerhalb der Union harmonisiert. Die Reihen der Verkaufspreise pflanzlicher und tierischer Erzeugnisse umfassen die Preise für alle wichtigen Agrarprodukte auf der landwirtschaftlichen Erzeugerstufe. Die Einkaufspreise landwirtschaftlicher Betriebsmittel beziehen sich auf die von den Landwirten bezahlten Preise für den Erwerb von Futtermitteln, Düngemitteln und Treib- und Heizstoffen.

Diese Preisreihen sind sowohl in Landeswährung als auch in Ecu ausgedrückt und in der NewCRONOS-Datenbank von Eurostat (Bereich "PRAG") im allgemeinen für die Jahre ab 1969 gespeichert. Einzelheiten über die in NewCRONOS gespeicherten Preisreihen (Liste der erfaßten Produkte mit ihren Codenummern usw.) enthält das PRAG-Handbuch (Agrarpreise und Agrarpreisindizes), das auf Anfrage erhältlich ist.

Wie oben angedeutet, enthält die vorliegende vierteljährliche Veröffentlichung eine Auswahl der wichtigsten Preisreihen. Die Veröffentlichung "Glossarium: Agrarpreise" enthält das vollständige Verzeichnis der in NewCRONOS gespeicherten Preisreihen. Beschreibungen der preisbestimmenden Merkmale wie Produktdefinition, Handelsstufe, Erfassungverfahren sowie einige Angaben zur statistischen Methodik kann der Leser dem "Merkmalskatalog zu den in NewCRONOS gespeicherten Agrarpreisreihen" entnehmen, der 1988 veröffentlicht wurde. Eine Ergänzung (Addendum), in der der Erfassungsbereich dieses Katalogs auf Spanien und Portugal ausgedehnt wird und weitere Überarbeitungen der Auswahl und Begriffsbestimmung von Reihen absoluter Agrarpreise berücksichtigt werden, ist 1992 erschienen.

In den letzten Jahren hat Eurostat zusammen mit den Mitgliedstaaten ein neues Konzept für die Statistik der absoluten Agrarpreise entwickelt. Im Rahmen dieser Arbeiten wurden alle von der Statistik abgedeckten Erzeugnisse überprüft, was zu einer Reihe von Ergänzungen, Änderungen und Streichungen geführt hat. Die Arbeiten gehen weiter und werden zu einer besseren Harmonisierung der Agrarpreisstatistik der Mitgliedstaaten untereinander führen. Auch die Veröffentlichung dieser Statistiken ist einer Prüfung unterzogen worden. Mit der ersten Nummer der vierteljährlichen Veröffentlichung 1995 erscheinen die absoluten Agrarpreise in geändertem Layout. Außerdem ist die Liste der Erzeugnisse, deren Preise hier veröffentlicht werden, überarbeitet worden. Folgende Änderungen wurden vorgenommen:

- *Pflanzliche Erzeugnisse:* Die Preistabellen für Frühkartoffeln, Tafeläpfel und Blumenkohl wurden weggelassen.
- *Tierische Erzeugnisse:* Die Preise für frische Eier wurden hinzugefügt, während die Tabelle für Schafpreise nicht mehr erscheint.
- *Betriebsmittel:* Für 13 Futtermittel sind neue Preistabellen hinzugefügt worden: Weizenkleie, Gerste, Mais, Sojaextraktionsschrot (getoastet), Fischmehl, getrocknete Diffusionsschnitzel, Ergänzungsfutter für die Kälberaufzucht, Ergänzungsfutter für die Rindermast (Sackware), Alleinfutter für die Ferkelaufzucht (Sackware), Alleinfutter für die Schweinemast (Sackware), Alleinfutter für Küken in den ersten Tagen (Sackware), Alleinfutter für die Endmast von Geflügel (Sackware) und Alleinfutter für Junghennen bis zur Legereife (Sackware). Einige Futtermittelpreistabellen sind weggelassen worden: Ergänzungsfutter für Milchvieh bei Weidegang und Alleinfutter für die Schweinemast (Schüttgut). Für Düngemittel wurden zwei Tabellen hinzugefügt: Dreinährstoffdünger 17-17-17 und 9-9-18. Mehrere Tabellen wurden weggelassen: Ammonsalpeter 33 % N (Sackware), Kaliumsulfat, Zweinährstoffdünger 1-1-0 und 0-1-1 sowie Dreinährstoffdünger 1-0,5-0,5, 1-1-1, 1-1-2 und 1-2-2.

* * *

Eurostat dankt allen Mitgliedern der Arbeitsgruppe "Agrarpreisstatistik", in der die Mitgliedstaaten der Union vertreten sind, für ihre wertvolle Hilfe und aktive Mitarbeit, ohne die die vorliegenden Ergebnisse nicht hätten erzielt werden können.

PRELIMINARY REMARKS

1. Introduction

The quarterly publication "AGRICULTURAL PRICES: Price indices and absolute prices - Quarterly statistics" contains monthly data on agricultural prices (indices and absolute prices). As regards absolute agricultural prices, the figures given in this publication are only a selection of the most important price series available in Eurostat's NewCRONOS databank.

The full set of monthly and annual data on agricultural price statistics (price indices and absolute prices) are stored in Eurostat's NewCRONOS data base ("PRAG" domain). They can be obtained via EURONET or, on request to Eurostat, on magnetic tape, diskettes and computer printouts.

Since January 1995, the European Union has three new Member States: Austria, Finland and Sweden. This issue of "AGRICULTURAL PRICES" contains monthly price indices and absolute prices from these new Member States and also monthly price indices for the European Union as a whole, EUR 15.

2. EU agricultural price indices

The EU agricultural price indices (output and input) comprise the EU index of producer prices of agricultural products and the EU index of purchase prices of the means of agricultural production. These are base-weighted Laspeyres indices using value weights determined for the base year, 1990, for a fixed basket of agricultural products (output price index) or a selection of goods and services (input price indices). 1990 also serves as the reference year (i.e. 1990 = 100). As the weighting schemes show, the various items in each price index may be weighted very differently from one Member State to another.

The EU agricultural price indices (output and input) are based on the "national farm" concept in all Member States of the Union and thus cover only transactions between agricultural and non-agricultural production units (including external trade). No account is taken of direct transactions between farmers, either in the calculation of value weights or in the recording of producer or purchase prices. In this respect, there is a good measure of agreement between the methodological concept underlying the EU agricultural price indices (output and input) and that of the economic accounts for agriculture.

The agricultural price indices (output and input) for the Union as a whole are, generally speaking, in the form of weighted arithmetic means of the corresponding price indices for the Member States of the Union at each level of aggregation. The national agricultural price indices are weighted by the sales values of agricultural products (output price index) or the values of purchases of the means of agricultural production (input price indices), which are available in national currencies and converted to purchasing power standards (PPS)¹ by Eurostat.

The agricultural price indices provide information on and permit comparisons of trends in (i) the producer prices of agricultural products and (ii) the purchase prices of the means of agricultural production in the Union as a whole and in the individual Member States. Comparisons can also be made of trends in these price indices. However, where individual products and groups of products (or individual means of production and groups thereof) are concerned, it must be borne in mind that the structure of the basket of goods reflects the production pattern in the individual Member States, which means that the weighting structure of the two price indices varies from one country to another.

¹For a definition see Eurostat: "Purchasing power parities and gross domestic product in real terms, results 1985", Theme 2, Series C, Luxembourg 1988.

In order to counteract the different rates of inflation in the Union, the EU agricultural price indices are also published in deflated form, to which end the nominal EU agricultural indices (output and input) are deflated using the consumer price index.

Readers are advised to bear in mind the fact that, in the Member States, there may be other index series on the producer prices of agricultural products and the purchase prices of the means of agricultural production; these series may have been calculated to serve other purposes and may differ methodologically from the EU agricultural price series published here.

Further details of the methodology underlying the EU agricultural price indices may be found in the "Methodology of EC agricultural price indices (output and input)", published in 1985.

- EU index of producer prices of agricultural products (output)

The price data used are exclusive of VAT. With a few exceptions (e.g. the "super-levy" for milk producers) other product-linked levies (e.g. the co-responsibility levy) are deducted. In contrast product-linked subsidies are added to the prices which the producers obtain on the market.

Item 15 of the index has been broken down into "wine must" and "wine", because in the Federal Republic of Germany and Luxembourg, prices or price indices are available only for wine must, whereas France, Italy and Portugal provide price indices only for wine (France and Italy also differentiate between table wine and quality wine). For Greece, Spain and Austria, data are available for wine must (or grapes) and wine (but not for table wine and quality wine separately). In the case of Portugal, only table wine prices are available. Because of the national differences, price indices for the Union as a whole can be given only for the composite heading "Wine must/wine".

The monthly price indices for fresh fruit and fresh vegetables are based on variable value weights for each of the twelve months of the base year 1990. Luxembourg, for which no monthly price indices for fresh fruit and vegetables are available, has been excluded from the calculation of the corresponding indices for the Union as a whole. Its share of the Union total in 1990 was 0.012%. The monthly weights for fruit and vegetables from Finland were unavailable and so the indices from this country could not be included in the indices for EUR 15. Finland's share in fruit and vegetables for the Union in 1990 was 0.5%. Owing to the lack of monthly data for fresh fruit and vegetables, identical monthly price indices are entered for Luxembourg under the heading "Total" and "Total (excluding fruit and vegetables)" on the one hand and "Crop products" and "Crop products (excluding fruit and vegetables)" on the other, which is strictly not correct. Fruit and vegetables accounted for 0.7% and 1.2% respectively of Luxembourg's total index in 1990.

- EU index of purchase prices of the means of agricultural production (input)

With effect from issue 1-1993 of the Quarterly publication 'AGRICULTURAL PRICES: Price indices and absolute prices', Eurostat is publishing a combined input price index which comprises the EU index of the prices of goods and services for current consumption in agriculture and the EU index of the prices of goods and services contributing to agricultural investment.

The price data used are exclusive of deductible VAT. On the other hand, all other taxes (e.g. diesel oil tax) are included and subsidies (e.g. diesel oil subsidies) deducted to arrive at the effective prices which farmers pay.

3. Absolute agricultural prices

Eurostat records a large number of monthly and annual agricultural price series for the Member States of the Union covering the selling prices of crop products, the selling prices of animal products

and the purchase prices of the means of agricultural production. These series are in most cases representative for each country and harmonised across the Community. The series of selling prices of crop and animal products comprise the prices at the producer level of the major agricultural products. The purchase prices of the means of agricultural production relate to the prices paid by farmers for feedingstuffs, fertilizers and fuel for equipment and heating. The prices expressed in national currency and in ECU, are stored in Eurostat's NewCRONOS databank ("PRAG" domain) and are available in most cases usually from 1969 onwards. Details of these price series stored in NewCRONOS (list of products covered with their code numbers etc.) are given in the PRAG manual (Agricultural prices and price indices), which is available on request.

This quarterly publication contains, as mentioned above, a selection of the most important agricultural price series. A full list of all agricultural price series stored in NewCRONOS is available in the publication "Glossarium: Agricultural prices".

For a description of the price-determining characteristics such as product definition, trading stage, recording procedure and some details of statistical methodology, the reader is referred to the "Catalogue of Characteristics of the Agricultural Price Series Stored in NewCRONOS", which was published in 1988. An addendum which extends the coverage of this catalogue to Spain and Portugal and which takes account of further revisions in the selection and definition of absolute agricultural price series was published in 1992.

Over the past few years, Eurostat in conjunction with the Member States has developed a new concept for the statistics of absolute agricultural prices. This work has involved the review of all products covered by these statistics and has resulted in a number of additions, modifications and deletions. The work is ongoing and will lead to improved harmonisation of the agricultural price statistics across Member States. The work has included a review of the publication of these statistics. Absolute agricultural prices in the quarterly publication appear in a modified layout from the first number of 1995. In addition, the list of products for which prices are published here has been revised. The following changes in the list have been made.

- *Crop products:* The tables of prices for early potatoes, dessert apples and cauliflowers have been dropped.
- *Animal products:* Prices for fresh eggs have been added, and the table of sheep prices has been discontinued.
- *Means of production:* New tables with prices of thirteen feedingstuffs have been added: wheat bran, barley, maize, toasted extracted soyabean meal, fish meal, dried sugarbeet pulp, complementary feed for rearing calves, complementary feed for fattening cattle (in sacks), complete feed for rearing piglets (in sacks), complete feed for fattening pigs (in sacks), baby chick feed (in sacks), complete feed for broiler production (in sacks) and complete feed for rearing pullets to lay (in sacks). A few feedingstuffs price tables have been dropped: complementary feed for dairy cattle at grass, and complete feed for fattening pigs (in bulk). For fertilizers, two tables have been added: ternary fertilizers 17-17-17 and 9-9-18. Several tables have been discontinued: ammonium nitrate 33% N (in sacks), sulphate of potash, binary fertilizers 1-1-0 and 0-1-1, and ternary fertilizers 1-0.5-0.5, 1-1-1, 1-1-2 and 1-2-2.

Eurostat would like to thank all members of the Working Party on Agricultural Price Statistics, on which the Member States of the Union are represented, for their invaluable and active cooperation, without which the results achieved so far would have been impossible.

REMARQUES PRELIMINAIRES

1. Introduction

La publication trimestrielle "PRIX AGRICOLES : Indices de prix et prix absolus - Statistiques trimestrielles" contient des données mensuelles de la statistique des prix agricoles (indices et prix absolus) En ce qui concerne les prix agricoles absolus mensuels publiés ici, il s'agit uniquement d'une sélection des principales séries de prix stockées dans la banque de données NewCRONOS et disponibles chez Eurostat.

L'ensemble des données mensuelles et annuelles concernant les statistiques des prix agricoles (indices de prix et prix absolus) sont stockées dans la banque de données NewCRONOS d'Eurostat (domaine "PRAG"). Elles peuvent être obtenues via EURONET ou, sur demande adressée à Eurostat, sur bande magnétique, disquette ou listing.

Depuis janvier 1995, l'Union européenne compte trois nouveaux États membres: l'Autriche, la Finlande et la Suède. Ce numéro de "PRIX AGRICOLES" contient les indices de prix mensuels et les prix absolus pour ces trois nouveaux États membres et aussi les indices mensuels pour l'ensemble de l'Union européenne, EUR 15.

2. Indices UE des prix agricoles

Les indices UE des prix agricoles (output et input) se composent de l'indice UE des prix à la production des produits agricoles et de l'indice UE des prix d'achat des moyens de production agricole. Ces indices sont établis selon la méthode de Laspeyres, au moyen de pondérations déterminées pour l'année de base 1990 et pour un panier fixe de produits agricoles (indice output) ou un échantillon fixe de biens et de services sélectionnés (indices input). L'année 1990 sert également d'année de référence (i.e. 1990=100). Comme le montrent les schémas de pondération, l'importance des différents éléments composant ces indices de prix peut varier considérablement d'un État membre à l'autre.

Dans tous les États membres de l'Union, les indices UE des prix agricoles (output et input) reposent sur la notion de "ferme nationale" et ils ne couvrent, par conséquent, que les transactions entre les unités de production agricole et les unités de production non agricole (y compris le commerce extérieur). Il n'est tenu compte des transactions directes entre agriculteurs ni dans le calcul des pondérations, ni dans l'enregistrement des prix à la production ou des prix d'achat. Il existe ainsi à cet égard une large similitude entre les concepts méthodologiques qui sont à la base des indices UE des prix agricoles (output et input) et ceux qui sont à la base des comptes économiques agricoles de l'Union.

Les indices des prix agricoles (output et input) pour l'ensemble de l'Union s'obtiennent en règle générale à tous les niveaux d'agrégation en faisant la moyenne arithmétique pondérée des indices de prix correspondants des États membres de l'Union. La pondération des indices de prix nationaux s'effectue sur la base des valeurs des ventes des produits agricoles (indice output) ou des valeurs des achats des moyens de production agricole (indice input) qui sont disponibles en monnaie nationale et converties en standards de pouvoir d'achat (SPA)¹ par Eurostat.

Les indices des prix agricoles fournissent les informations sur l'évolution (a) des prix à la production des produits agricoles et (b) des prix d'achat des moyens de production agricole dans l'Union dans son ensemble ainsi que dans les différents États membres, et ils permettent de comparer les tendances de ces prix. Il est également possible de comparer l'évolution de ces indices de prix. Il faut toutefois se rappeler, en ce qui concerne les différents produits et groupes de produits ou

¹Pour la définition, voir Eurostat: Parités de pouvoir d'achat et produit intérieur brut réel - résultats 1985, thème 2, série C, Luxembourg, 1988.

moyens de production et groupes de moyens de production, que la structure des paniers de marchandises correspond aux conditions de production dans chaque pays et qu'en conséquence les schémas de pondération des deux indices de prix sont différents d'un pays à l'autre.

Afin d'éliminer l'influence des taux d'inflation variables enregistrés dans l'Union, on a également publié les indices UE des prix agricoles sous une forme déflatée. A cet effet, la déflation des indices UE des prix agricoles nominaux (output et input) s'effectue à l'aide des indices des prix à la consommation.

Le lecteur voudra bien tenir compte aussi du fait qu'il peut également y avoir dans les Etats membres d'autres séries d'indices pour les prix à la production des produits agricoles et les prix d'achat des moyens de production agricole, qui peuvent différer des indices UE des prix agricoles publiés tant sur le plan des objectifs que sur celui de la méthodologie.

On trouvera de plus amples précisions sur la méthodologie appliquée pour établir les indices UE des prix agricoles dans la brochure "Méthodologie des indices CE des prix agricoles (output et input)" publiée en 1985.

- Indice UE des prix à la production des produits agricoles (output)

Les prix utilisés pour établir ces indices ne comprennent pas la TVA. Les prélèvements liés aux produits (par exemple le prélèvement de coresponsabilité) sont également déduits avec quelques exceptions comme par exemple la "supertaxe" pour les producteurs de lait. Les subventions liées aux produits sont ajoutées aux prix à la production obtenus sur le marché.

La rubrique 15 de l'indice a été subdivisée en "moût" et en "vin", étant donné que pour la République fédérale d'Allemagne et le Luxembourg, les prix et les indices de prix n'existent que pour le moût, alors que pour la France, l'Italie et le Portugal, les indices de prix ne sont disponibles que pour le vin (avec une distinction entre vin de table et vin de qualité pour la France et l'Italie). Pour la Grèce, l'Espagne et l'Autriche, les données correspondantes disponibles portent sur le moût (ou les raisins) et le vin (sans distinction entre vin de table et vin de qualité). Dans le cas du Portugal, seuls des prix du vin de table sont disponibles. En raison de ces différences entre les Etats membres, les indices de prix pour l'Union dans son ensemble ne peuvent être fournis que pour la rubrique globale "moût/vin".

Les indices mensuels des prix des fruits et légumes frais sont fondés sur des pondérations variables pour les douze mois de l'année de base 1990. Le grand-duché de Luxembourg, pour lequel les données correspondantes ne sont pas disponibles, n'a pas été pris en compte dans le calcul des indices des prix des fruits et légumes frais pour l'Union dans son ensemble. La part de ce pays dans le total des fruits et légumes frais pour l'Union s'élevait à 0,012% en 1990. Les poids mensuels pour les fruits et légumes de la Finlande n'étaient pas disponibles et donc les indices de ce pays n'étaient pas inclus dans les indices pour EUR 15. La part de la Finlande dans les fruits et légumes de l'Union en 1990 s'élevait à 0,5%. En raison de cette absence de données mensuelles pour les fruits et légumes frais, des indices mensuels identiques sont indiqués, pour le Luxembourg, dans les rubriques "Total" et "Total (sans fruits et légumes)", d'une part, et dans "Produits végétaux" et "Produits végétaux (sans fruits et légumes)", d'autre part, ce qui n'est pas correct à proprement parler. La part des fruits et légumes dans l'indice global du Luxembourg s'élevait à 0,7% and 1,2% respectivement en 1990.

- Indice UE des prix d'achat des moyens de production agricole (input)

Depuis la parution du n° 1-1993 de la publication trimestrielle "PRIX AGRICOLES: Indices de prix et prix absolus", Eurostat publie un indice combiné des prix des inputs qui comprend l'indice UE des prix des biens et services de consommation courante dans l'agriculture et l'indice UE des prix des biens et services concourant aux investissements de l'agriculture.

Les prix utilisés pour établir les indices UE des prix d'achat des moyens de production agricole ne comprennent pas la TVA déductible. Toutes les autres taxes (par exemple taxes sur les carburants diesel) sont en revanche incluses, tandis que les aides (par exemple subventions pour les carburants diesel) sont déduites, afin que l'on puisse obtenir ainsi les prix effectivement payés par les agriculteurs.

3. Prix agricoles absolus

Eurostat enregistre pour les Etats membres de l'Union un nombre important de séries mensuelles et annuelles de prix agricoles qui couvrent les prix de vente de produits végétaux, les prix de vente de produits animaux et les prix d'achat des moyens de production agricole. Dans la plupart des cas, ces séries sont représentatives pour chacun des pays et harmonisées au niveau de l'Union. Les séries des prix de vente des produits végétaux et animaux englobent les prix des principaux produits au stade de la production agricole. Les prix d'achat des moyens de production agricole se réfèrent aux prix payés par les agriculteurs pour l'achat d'aliments du bétail, d'engrais, de carburants et de combustibles. Les prix, exprimés en monnaie nationale et en ECU, sont mémorisés dans la banque de données NewCRONOS d'Eurostat (domaine "PRAG") et sont habituellement disponibles à compter de 1969. Des précisions sur ces séries de prix mémorisés dans NewCRONOS (liste des produits retenus avec leur numéro de code, etc.) sont contenues dans le manuel PRAG (Prix et indices de prix agricoles) qui est fourni sur demande.

La présente publication trimestrielle contient, comme cela a été dit plus haut, une sélection des plus importantes séries de prix agricoles. La liste complète de toutes les séries de prix agricoles mémorisées dans NewCRONOS est donnée dans la publication "Glossarium - Prix agricoles".

Pour obtenir des précisions sur les caractéristiques déterminantes des prix telles que la définition du produit, le stade d'échange, les conditions commerciales et certains détails de la méthodologie statistique, le lecteur voudra bien consulter le "Catalogue des Caractéristiques des Séries de Prix Agricoles mémorisées dans NewCRONOS" publié en 1988. Un addendum qui étend le catalogue à l'Espagne et au Portugal et qui tient compte de nouvelles révisions effectuées dans la sélection et la définition des séries de prix agricoles absolus a été publié en 1992.


Au cours des dernières années, Eurostat, en collaboration avec les États membres, a développé un nouveau concept pour les statistiques des prix agricoles absolus. Tous les produits couverts par ces statistiques ont été passés en revue et un certain nombre d'adjonctions, modifications et suppressions ont été effectuées. Ces travaux se poursuivent et conduiront à une meilleure harmonisation des statistiques des prix agricoles dans les États membres. Il a également été procédé à un réexamen de la publication de ces statistiques. La présentation des prix agricoles absolus publiés trimestriellement a été modifiée depuis le premier numéro de 1995. En outre, la liste de produits pour lesquels des prix sont publiés a été revue et les modifications suivantes y ont été apportées:

- *produits végétaux*: les tableaux donnant les prix des pommes de terre hâtives, des pommes de table et des choux-fleurs ont été supprimés.

- *produits animaux*: les prix des oeufs frais ont été ajoutés et le tableau des prix des ovins a été supprimé.
- *moyens de production*: de nouveaux tableaux donnant les prix de 13 aliments des animaux ont été ajoutés: son de blé, orge, maïs, tourteaux d'extraction de soja cuit, farine de poisson, pulpes séchées de betteraves sucrières, complémentaire pour veaux d'élevage, complémentaire pour bovins à l'engrais (en sacs), complet pour porcelets d'élevage (en sacs), complet pour porcs à l'engrais (en sacs), complet pour poussins des premiers jours (en sacs), complet pour poulets à l'engrais (en sacs) et complet pour poulettes jusqu'à la ponte (en sacs). Un petit nombre de prix d'aliments des animaux ont été supprimés: complémentaire pour vaches laitières à l'herbage et complet pour porcs à l'engrais (en vrac). Pour les engrais, deux tableaux ont été ajoutés: engrais ternaires 17-17-17 et 9-9-18. Plusieurs tableaux ont été supprimés: nitrate d'ammonium 33% N (en sacs), sulfate de potasse, engrais binaires 1-1-0 et 0-1-1 et engrais ternaires 1-0,5-0,5, 1-1-1, 1-1-2 et 1-2-2.

* * *


Eurostat désire remercier tous les membres du groupe de travail "Statistiques des prix agricoles", dans lequel les Etats membres de l'Union sont représentés, de leur aide précieuse et de leur coopération active, sans lesquelles il aurait été impossible d'obtenir les résultats déjà atteints.



EU-AGRARPREISINDIZES

EU AGRICULTURAL PRICES INDICES

INDICES UE DES PRIX AGRICOLES



Wägungsschema

Weighting scheme

Schéma de pondération

WÄGUNGSSCHEMA NACH LÄNDERN / WEIGHTING SCHEME BY COUNTRY / SCHEMA DE PONDERATION PAR PAYS

1990 = 100 (ohne MWSt / excluding VAT / TVA exclue)



| | | | B | DK | D | EL | E | F | IRL | I | L | NL | A | P | FIN | S | UK | EUR15 | |
|------|---|---|---|--------|--------|--------|--------|--------|--------|--------|--------|--------|--------|--------|--------|--------|--------|--------|--------|
| 14 | Frischgemüse | Fresh vegetables | Légumes frais | 12 101 | 1 028 | 1 828 | 13 190 | 16 706 | 4 547 | 2 951 | 11 916 | 1 170 | 11 668 | 1 134 | 10 801 | 2 792 | 3 656 | 7 832 | 8 391 |
| 14A | Kopfsalat | Lettuce | Laitues | 1 379 | 96 | 183 | 500 | 1 137 | 435 | 145 | 478 | 207 | 473 | 329 | 1 312 | - | 348 | 958 | 583 |
| 14B | Blumenkohl | Cauliflowers | Choux-fleurs | 689 | 92 | 113 | 520 | 304 | 287 | 110 | 534 | - | 229 | - | 312 | - | 119 | 525 | 328 |
| 14C | Kohl | Cabbages | Choux | 184 | 150 | 314 | 430 | 213 | 133 | 200 | 441 | - | 184 | 227 | 1 931 | 80 | 166 | 681 | 335 |
| 14D | Tomaten | Tomatoes | Tomates | 3 301 | 313 | 97 | 5 710 | 4 121 | 638 | 176 | 2 441 | 110 | 2 945 | 91 | 1 468 | 1 193 | 756 | 706 | 1 821 |
| 14E | Karotten | Carrots | Carottes | 186 | 115 | 117 | 180 | 184 | 86 | 238 | 401 | 853 | 329 | 23 | 1 053 | 385 | 401 | 779 | 282 |
| 14F | Spinat | Spinach | Epinards | - | - | 77 | 300 | 84 | 66 | - | 123 | - | 50 | - | 133 | - | 119 | - | 77 |
| 14G | Erbsen (grüne) | Peas (green) | Pois (verts) | - | - | 69 | 130 | 152 | - | - | 424 | - | 99 | 68 | 281 | 85 | 281 | 450 | 168 |
| 14H | Bohnen (grüne) | Beans (green) | Haricots (verts) | 99 | - | 82 | 660 | 1 143 | 102 | - | 414 | - | 109 | 136 | 1 375 | - | - | 154 | 343 |
| 14I | Zwiebeln | Onions | Oignons | 46 | 139 | 42 | 480 | 602 | 130 | 48 | 520 | - | 463 | 147 | 411 | 118 | 119 | 464 | 321 |
| 14J | Gurken | Cucumbers | Concombres | 156 | 123 | 124 | 770 | 521 | 168 | - | 144 | - | 1 521 | 91 | 144 | 1 015 | 466 | 401 | 370 |
| 14K | Sonstiges Frischgemüse | Others | Autres | 6 059 | - | 610 | 3 510 | 8 246 | 2 502 | 2 035 | 5 994 | - | 5 268 | 23 | 2 381 | - | 883 | 2 713 | 3 764 |
| 15 | Weinmost/Wein | Wine must/Wine | Moût/Vin | - | - | 1 746 | 2 800 | 4 890 | 16 605 | - | 7 985 | 8 415 | - | 4 790 | 12 008 | - | - | - | 6 276 |
| 15A | Weinmost | Wine must | Moût | - | - | 1 746 | 2 260 | 242 | - | - | - | 8 415 | - | 862 | - | - | - | - | : |
| 15B | Wein | Wine | Vin | - | - | : | 540 | 4 648 | 16 605 | - | 7 985 | : | - | 3 927 | 12 008 | - | - | - | : |
| 15B1 | Tafelwein | Table wine | Vin de table | - | - | : | : | 14 171 | - | - | 5 528 | : | - | : | 5 524 | - | - | - | : |
| 15B2 | Qualitätswein | Quality wine | Vin de qualité | - | - | : | : | 2 435 | - | - | 2 457 | : | - | : | 6 485 | - | - | - | : |
| 16 | Oliven und Olivenöl | Olives and olive oil | Olives et huile d'olives | - | - | - | 11 490 | 5 240 | - | - | 4 429 | - | - | - | 3 318 | - | - | - | 2 038 |
| 17 | Saatgut | Seeds | Semences | 308 | 669 | 533 | 260 | 449 | 142 | 455 | 335 | - | 2 557 | - | - | 872 | - | 1 125 | 570 |
| 18 | Blumen, Zierpflanzen und Baumschulerzeugnisse | Flowers, ornamental plants and tree-nursery product | Fleurs, plantes ornementales et produits de pépinière | 6 565 | 6 153 | 5 418 | 1 260 | 1 559 | 2 575 | - | 4 511 | - | 18 723 | - | 1 532 | 2 991 | 3 991 | 3 768 | 4 442 |
| 19 | Sonstige pflanzliche Erzeugnisse | Other crop products | Autres produits végétaux | 958 | 7 778 | 2 118 | 15 040 | 5 172 | 5 706 | - | 4 343 | 1 302 | 553 | - | 2 559 | 2 263 | 4 036 | 4 111 | 4 416 |
| 19A | Hülsenfrüchte | Pulses | Légumes secs | 55 | 1 768 | 89 | 630 | 372 | 1 759 | - | 263 | - | 124 | - | 1 270 | 85 | - | 1 124 | 710 |
| 19B | Ölsaaten | Oilseeds | Graines oléagineuses | 102 | 5 072 | 1 019 | 330 | 2 063 | 3 571 | - | 2 441 | 960 | 87 | - | 771 | 2 179 | 4 036 | 2 987 | 2 140 |
| 19C | Rohtabak | Raw tobacco | Tabac brut | 91 | - | 106 | 4 940 | 588 | 201 | - | 1 352 | - | - | - | 507 | - | - | - | 607 |
| 19D | Baumwolle | Cotton | Coton | - | - | - | 7 860 | 846 | - | - | - | - | - | - | - | - | - | - | 494 |
| 19E | Sonstige | Others | Autres | 710 | 938 | 904 | 1 280 | 1 304 | 175 | - | 287 | 341 | 341 | - | 10 | - | - | - | 465 |
| 2 | TIERE UND TIERISCHE ERZEUGNISSE | ANIMALS AND ANIMAL PRODUCTS | ANIMAUX ET PRODUITS ANIMAUX | 63 834 | 64 673 | 71 664 | 28 980 | 38 137 | 47 049 | 87 701 | 39 850 | 82 005 | 57 925 | 76 834 | 49 343 | 70 068 | 73 353 | 59 571 | 52 041 |
| 21 | Tiere (zur Schlachtung und für den Export) | Animals (for slaughter and export) | Animaux (boucherie et exportation) | 45 865 | 39 317 | 40 181 | 15 530 | 26 977 | 28 805 | 51 544 | 25 036 | 32 181 | 31 948 | 47 235 | 31 950 | 31 946 | 31 659 | 33 770 | 31 162 |
| 21A | Kälber | Calves | Veaux | 4 680 | 44 | 3 367 | 2 560 | 3 968 | 3 483 | - | 2 471 | 2 333 | 4 459 | 2 391 | 1 612 | 4 | 616 | 350 | 2 801 |
| 21B | Rinder ohne Kälber | Cattle excluding calves | Bovins sans veaux | 15 520 | 8 645 | 14 988 | 350 | 4 377 | 10 871 | 37 865 | 7 748 | 21 448 | 5 123 | 20 624 | 9 134 | 15 954 | 12 978 | 13 799 | 10 257 |
| 21C | Schweine | Pigs | Porcs | 22 153 | 28 718 | 19 876 | 3 280 | 10 750 | 6 342 | 6 032 | 5 934 | 8 368 | 17 644 | 22 687 | 12 549 | 13 885 | 15 906 | 7 953 | 11 106 |
| 21D | Schafe und Lämmer | Sheep and lambs | Moutons et agneaux | 113 | 52 | 117 | 4 010 | 3 077 | 1 263 | 4 652 | 709 | - | 605 | - | 2 905 | 182 | 415 | 4 645 | 1 669 |
| 21E | Geflügel | Poultry | Volailles | 3 128 | 1 831 | 1 833 | 2 990 | 4 023 | 5 620 | 2 996 | 5 675 | 33 | 3 898 | 1 533 | 4 759 | 1 849 | 1 632 | 7 023 | 4 393 |
| 21E1 | Masthähnchen | Chickens | Poulets | 3 023 | 1 614 | 992 | 2 990 | 3 187 | 2 854 | 2 056 | 5 051 | 33 | 3 460 | 1 533 | 3 862 | 1 625 | 1 632 | 5 013 | 3 203 |
| 21E2 | Sonstiges Geflügel | Other poultry | Autres volailles | 105 | 217 | 842 | - | 836 | 2 765 | 940 | 624 | - | 438 | - | 897 | 224 | - | 2 011 | 1 190 |
| 21F | Sonstige Tiere | Other animals | Autres animaux | 271 | 27 | - | 2 340 | 783 | 1 228 | - | 2 497 | - | 219 | - | 991 | 72 | 113 | - | 936 |
| 22 | Milch | Milk | Lait | 15 335 | 24 060 | 27 916 | 9 870 | 7 886 | 16 314 | 35 103 | 12 021 | 48 987 | 22 310 | 26 342 | 12 755 | 34 175 | 37 736 | 21 689 | 17 871 |
| 22A | Kuhmilch | Cow's milk | Lait de vache | 15 335 | 24 060 | 27 916 | 2 230 | 5 920 | 15 959 | 35 103 | 10 988 | 48 987 | 22 310 | 26 342 | 10 970 | 34 175 | 37 736 | 21 689 | 16 954 |
| 22B | Sonstige Milch | Other milk | Autres laits | - | - | - | 7 640 | 1 966 | 356 | - | 1 033 | - | - | - | 1 786 | - | - | - | 916 |
| 23 | Eier | Eggs | Oeufs | 2 616 | 993 | 3 363 | 2 330 | 3 209 | 1 694 | 747 | 2 696 | 837 | 3 061 | 3 257 | 3 756 | 3 748 | 3 958 | 3 557 | 2 710 |
| 24 | Sonstige tierische Erzeugnisse | Other animal products | Autres produits animaux | 17 | 303 | 205 | 1 250 | 65 | 235 | 306 | 97 | - | 605 | - | 882 | 199 | - | 555 | 299 |

WÄGUNGSSCHEMA NACH PRODUKTEN / WEIGHTING SCHEME BY PRODUCT / SCHEMA DE PONDERATION PAR PRODUIT

1990 = 100 (ohne MWSt / excluding VAT / TVA exclue)



| | | | B | DK | D | EL | E | F | IRL | I | L | NL | A | P | FIN | S | UK | EUR15 | |
|------|---|--|---|-------|-------|--------|--------|--------|--------|-------|--------|-------|--------|-------|--------|-------|-------|--------|---------|
| 14 | Frischgemüse | Fresh vegetables | Légumes frais | 4 082 | 304 | 2 596 | 7 670 | 25 958 | 11 738 | 670 | 22 843 | 13 | 10 379 | 310 | 3 160 | 601 | 586 | 9 090 | 100 000 |
| 14A | Kopfsalat | Lettuce | Laitues | 6 697 | 409 | 3 733 | 4 185 | 25 426 | 16 170 | 473 | 13 199 | 33 | 6 050 | 1 293 | 5 522 | - | 802 | 16 010 | 100 000 |
| 14B | Blumenkohl | Cauliflowers | Choux-fleurs | 5 948 | 696 | 4 115 | 7 738 | 12 069 | 18 960 | 640 | 26 212 | - | 5 207 | - | 2 337 | - | 487 | 15 591 | 100 000 |
| 14C | Kohl | Cabbages | Choux | 1 558 | 1 114 | 11 176 | 6 264 | 8 280 | 8 571 | 1 136 | 21 200 | - | 4 092 | 1 552 | 14 153 | 433 | 665 | 19 805 | 100 000 |
| 14D | Tomaten | Tomatoes | Tomates | 5 131 | 426 | 633 | 15 299 | 29 501 | 7 584 | 184 | 21 558 | 6 | 12 070 | 114 | 1 978 | 1 183 | 558 | 3 773 | 100 000 |
| 14E | Karotten | Carrots | Carottes | 1 868 | 1 012 | 4 932 | 3 110 | 8 516 | 6 584 | 1 603 | 22 817 | 283 | 8 690 | 184 | 9 154 | 2 462 | 1 911 | 26 876 | 100 000 |
| 14F | Spinat | Spinach | Epinards | - | - | 11 806 | 18 907 | 14 098 | 18 509 | - | 25 619 | - | 4 783 | - | 4 215 | - | 2 063 | - | 100 000 |
| 14G | Erbsen (grüne) | Peas (green) | Pois (verts) | - | - | 4 932 | 3 783 | 11 821 | - | - | 40 705 | - | 4 405 | 930 | 4 108 | 911 | 2 251 | 26 154 | 100 000 |
| 14H | Bohnen (grüne) | Beans (green) | Haricots (verts) | 817 | - | 2 858 | 9 399 | 43 493 | 6 470 | - | 19 451 | - | 2 375 | 910 | 9 853 | - | - | 4 374 | 100 000 |
| 14I | Zwiebeln | Onions | Oignons | 406 | 1 072 | 1 558 | 7 291 | 24 431 | 8 754 | 286 | 26 025 | - | 10 753 | 1 052 | 3 143 | 666 | 497 | 14 067 | 100 000 |
| 14J | Gurken | Cucumbers | Concombres | 1 193 | 827 | 3 998 | 10 152 | 18 339 | 9 838 | - | 6 270 | - | 30 673 | 562 | 956 | 4 955 | 1 692 | 10 545 | 100 000 |
| 14K | Sonstiges Frischgemüse | Others | Autres | 4 557 | - | 1 931 | 4 550 | 28 563 | 14 401 | 1 030 | 25 618 | - | 10 447 | 14 | 1 553 | - | 315 | 7 020 | 100 000 |
| 15 | Weinmost/Wein | Wine must/Wine | Moût/Vin | - | - | 3 315 | 2 177 | 10 158 | 57 313 | - | 20 466 | 126 | - | 1 748 | 4 697 | - | - | - | 100 000 |
| 15A | Weinmost | Wine must | Moût | - | - | 55 114 | 29 212 | 8 355 | - | - | - | 2 088 | - | 5 231 | - | - | - | - | : |
| 15B | Wein | Wine | Vin | - | - | - | 447 | 10 274 | 60 981 | - | 21 776 | - | - | 1 525 | 4 997 | - | - | - | : |
| 15B1 | Tafelwein | Table wine | Vin de table | - | - | - | - | - | 74 969 | - | 21 720 | - | - | - | 3 312 | - | - | - | : |
| 15B2 | Qualitätswein | Quality wine | Vin de qualité | - | - | - | - | - | 48 755 | - | 36 530 | - | - | - | 14 715 | - | - | - | : |
| 16 | Oliven und Olivenöl | Olives and olive oil | Olives et huile d'olives | - | - | - | 27 513 | 33 527 | - | - | 34 964 | - | - | - | 3 997 | - | - | - | 100 000 |
| 17 | Saatgut | Seeds | Semences | 1 529 | 2 918 | 11 159 | 2 228 | 10 277 | 5 398 | 1 521 | 9 463 | - | 33 513 | - | - | 2 764 | - | 19 231 | 100 000 |
| 18 | Blumen, Zierpflanzen und Baumschulerzeugnisse | Flowers, ornamental plants and nursery product | Fleurs, plantes ornementales et produits de pépinière | 4 183 | 3 438 | 14 536 | 1 384 | 4 574 | 12 558 | - | 16 335 | - | 31 460 | - | 846 | 1 216 | 1 208 | 8 260 | 100 000 |
| 19 | Sonstige pflanzliche Erzeugnisse | Other crop products | Autres produits végétaux | 614 | 4 372 | 5 716 | 16 617 | 15 270 | 27 988 | - | 15 818 | 28 | 934 | - | 1 422 | 926 | 1 229 | 9 066 | 100 000 |
| 19A | Hülsenfrüchte | Pulses | Légumes secs | 218 | 6 183 | 1 502 | 4 330 | 6 826 | 53 660 | - | 5 949 | - | 1 309 | - | 4 392 | 215 | - | 15 416 | 100 000 |
| 19B | Ölsaaten | Oilseeds | Graines oléagineuses | 137 | 5 960 | 5 749 | 762 | 12 731 | 36 618 | - | 18 590 | 43 | 309 | - | 896 | 1 863 | 2 569 | 13 773 | 100 000 |
| 19C | Rohtabak | Raw tobacco | Tabac brut | 423 | - | 2 081 | 39 743 | 12 642 | 7 191 | - | 35 867 | - | - | - | 2 053 | - | - | - | 100 000 |
| 19D | Baumwolle | Cotton | Coton | - | - | - | 77 666 | 22 334 | - | - | - | - | - | - | - | - | - | - | 100 000 |
| 19E | Sonstige | Others | Autres | 4 071 | 4 718 | 21 819 | 12 650 | 34 435 | 7 697 | - | 9 340 | 65 | 5 153 | - | 52 | - | - | - | 100 000 |
| 2 | TIERE UND TIERISCHE ERZEUGNISSE | ANIMALS AND ANIMAL PRODUCTS | ANIMAUX ET PRODUITS ANIMAUX | 3 472 | 3 085 | 16 414 | 2 717 | 9 555 | 19 584 | 3 212 | 12 318 | 148 | 8 309 | 3 382 | 2 328 | 2 432 | 1 896 | 11 149 | 100 000 |
| 21 | Tiere (zur Schlachtung und für den Export) | Animals (for slaughter and export) | Animaux (boucherie et exportation) | 4 166 | 3 132 | 15 369 | 2 432 | 11 288 | 20 024 | 3 152 | 12 924 | 97 | 7 653 | 3 472 | 2 517 | 1 852 | 1 368 | 10 555 | 100 000 |
| 21A | Kälber | Calves | Veaux | 4 730 | 39 | 14 329 | 4 460 | 18 469 | 26 937 | - | 14 192 | 78 | 11 884 | 1 956 | 1 413 | 3 | 296 | 1 216 | 100 000 |
| 21B | Rinder ohne Kälber | Cattle excluding calves | Bovins sans veaux | 4 283 | 2 092 | 17 417 | 167 | 5 564 | 22 958 | 7 035 | 12 152 | 196 | 3 728 | 4 606 | 2 186 | 2 809 | 1 702 | 13 103 | 100 000 |
| 21C | Schweine | Pigs | Porcs | 5 646 | 6 419 | 21 331 | 1 441 | 12 620 | 12 370 | 1 035 | 8 596 | 71 | 11 859 | 4 680 | 2 774 | 2 258 | 1 926 | 6 974 | 100 000 |
| 21D | Schafe und Lämmer | Sheep and lambs | Moutons et agneaux | 191 | 78 | 834 | 11 722 | 24 034 | 16 386 | 5 310 | 6 836 | - | 2 704 | - | 4 272 | 197 | 334 | 27 102 | 100 000 |
| 21E | Geflügel | Poultry | Volailles | 2 016 | 1 035 | 4 975 | 3 322 | 11 940 | 27 713 | 1 300 | 20 785 | 1 | 6 624 | 799 | 2 660 | 760 | 500 | 15 572 | 100 000 |
| 21E1 | Masthähnchen | Chickens | Poulets | 2 872 | 1 251 | 3 690 | 4 555 | 12 973 | 19 304 | 1 223 | 25 369 | 1 | 8 063 | 1 096 | 2 980 | 916 | 685 | 15 242 | 100 000 |
| 21E2 | Sonstiges Geflügel | Other poultry | Autres volailles | 250 | 452 | 8 435 | - | 9 160 | 50 355 | 1 506 | 8 442 | - | 2 748 | - | 1 851 | 340 | - | 16 462 | 100 000 |
| 21F | Sonstige Tiere | Other animals | Autres animaux | 821 | 70 | - | 12 202 | 10 906 | 28 420 | - | 42 930 | - | 1 751 | - | 2 600 | 139 | 162 | - | 100 000 |
| 22 | Milch | Milk | Lait | 2 429 | 3 342 | 18 619 | 2 695 | 5 754 | 19 776 | 3 743 | 10 821 | 257 | 9 319 | 3 377 | 1 752 | 3 454 | 2 840 | 11 821 | 100 000 |
| 22A | Kuhmilch | Cow's milk | Lait de vache | 2 560 | 3 523 | 19 626 | 642 | 4 553 | 20 390 | 3 946 | 10 425 | 271 | 9 823 | 3 559 | 1 588 | 3 641 | 2 993 | 12 459 | 100 000 |
| 22B | Sonstige Milch | Other milk | Autres laits | - | - | - | 40 689 | 27 976 | 8 407 | - | 18 144 | - | - | - | 4 784 | - | - | - | 100 000 |
| 23 | Eier | Eggs | Oeufs | 2 732 | 910 | 14 793 | 4 195 | 15 438 | 13 543 | 525 | 16 001 | 29 | 8 431 | 2 753 | 3 402 | 2 498 | 1 964 | 12 784 | 100 000 |
| 24 | Sonstige tierische Erzeugnisse | Other animal products | Autres produits animaux | 166 | 2 519 | 8 162 | 20 424 | 2 835 | 17 035 | 1 955 | 5 229 | - | 15 133 | - | 7 251 | 1 203 | - | 18 088 | 100 000 |

WÄGUNGSSCHEMA NACH LÄNDERN / WEIGHTING SCHEME BY COUNTRY / SCHEMA DE PONDERATION PAR PAYS

1990 = 100 (ohne MWSt / excluding VAT / TVA exclue)



| | | | B | DK | D | EL | E | F | IRL | I | L | NL | A | P | FIN | S | UK | EUR15 | |
|-----|---|--|---|---------|---------|---------|---------|---------|---------|---------|---------|---------|---------|---------|---------|---------|---------|---------|--------|
| 00 | INSGESAMT (01 + 02) | TOTAL (01 + 02) | TOTAL (01 + 02) | 100 000 | 100 000 | 100 000 | 100 000 | 100 000 | 100 000 | 100 000 | 100 000 | 100 000 | 100 000 | 100 000 | 100 000 | 100 000 | 100 000 | 100 000 | |
| 01 | WAREN UND DIENSTLEISTUNGEN DES LAUFENDEN LANDWIRTSCHAFTLICHEN VERBRAUCHS | GOODS AND SERVICES CURRENTLY CONSUMED IN AGRICULTURE | BIENS ET SERVICES DE CONSOMMATION COURANTE DE L'AGRICULTURE | 87 843 | 81 816 | 76 815 | 77 113 | 74 919 | 81 176 | 77 897 | 50 506 | 57 653 | 75 471 | 58 990 | 85 900 | 68 407 | 78 904 | 85 958 | 74 153 |
| 1 | Saat- und Pflanzgut | Seeds | Semences et plants | 5 963 | 2 810 | 2 520 | 3 987 | 2 905 | 8 466 | 2 421 | 2 508 | 1 871 | 3 075 | 3 885 | 8 050 | 2 571 | 3 506 | 3 725 | 4 199 |
| 2 | Nutz- und Zuchtvieh | Animals for rearing and production | Animaux d'élevage et de rente | 2 845 | - | 7 666 | 1 858 | 1 239 | 391 | 347 | 493 | 2 677 | 1 502 | - | 2 236 | 47 | - | 449 | 1 895 |
| 3 | Energie und Schmierstoffe | Energy, lubricants | Energie et lubrifiants | 7 224 | 5 356 | 10 412 | 20 312 | 7 787 | 7 232 | 9 159 | 5 052 | 5 723 | 8 460 | 13 533 | 9 398 | 7 199 | 11 097 | 5 846 | 8 018 |
| 31 | Heizstoffe | Fuels for heating | Combustibles | 3 088 | 1 137 | 2 228 | 170 | 191 | 1 550 | 181 | 246 | - | 4 715 | 2 852 | - | 806 | 2 416 | 1 713 | 1 458 |
| 32 | Treibstoffe | Motor fuels | Carburants | 1 647 | 1 705 | 4 267 | 16 032 | 4 158 | 3 473 | 6 726 | 2 772 | 2 427 | 1 887 | 7 134 | 8 755 | 3 669 | 4 416 | 1 794 | 3 838 |
| 33 | Elektrischer Strom | Electricity | Electricité | 2 234 | 2 514 | 2 697 | 2 105 | 1 890 | 1 112 | 1 979 | 1 140 | 3 296 | 1 672 | 2 408 | 490 | 2 611 | 4 265 | 2 029 | 1 812 |
| 34 | Schmierstoffe | Lubricants | Lubrifiants | 257 | - | 1 219 | 2 005 | 1 550 | 1 097 | 293 | 894 | - | 186 | 1 139 | 153 | 113 | - | 310 | 908 |
| 4 | Dünge- und Bodenverbesserungsmittel | Fertilizers, soil improvers | Engrais et amendements | 6 895 | 8 091 | 8 706 | 6 794 | 9 923 | 12 385 | 15 365 | 5 769 | 10 243 | 3 774 | 8 376 | 10 325 | 12 200 | 9 606 | 9 336 | 8 953 |
| 41 | Einnährstoffdünger | Straight fertilizers | Engrais simples | 2 899 | 2 774 | 4 298 | 2 375 | 5 758 | 5 641 | 4 639 | 2 525 | 8 239 | 2 405 | 4 093 | 9 243 | 619 | 4 893 | 3 774 | 4 252 |
| 411 | Stickstoffdünger | Nitrogenous fertilizers | Engrais azotés | 2 179 | 2 508 | 3 245 | 2 213 | 4 942 | 4 333 | 4 496 | 1 627 | 5 482 | 2 026 | 3 331 | 8 344 | 619 | - | 3 563 | 3 365 |
| 412 | Phosphatdünger | Phosphatic fertilizers | Engrais phosphatés | 321 | 52 | 421 | 108 | 678 | 605 | 114 | 625 | 881 | 174 | 465 | 844 | - | 4 893 | 211 | 546 |
| 413 | Kalidünger | Potassic fertilizers | Engrais potassiques | 399 | 214 | 632 | 54 | 137 | 703 | 30 | 274 | 1 876 | 205 | 297 | 55 | - | - | - | 341 |
| 42 | Mehrnährstoffdünger | Compound fertilizers | Engrais composés | 3 927 | 5 317 | 3 574 | 4 419 | 4 061 | 6 178 | 10 164 | 3 128 | 2 004 | 1 203 | 3 966 | 1 082 | 10 409 | 4 515 | 5 125 | 4 329 |
| 421 | NP-Dünger | NP fertilizers | Engrais NP | 421 | 214 | 360 | 3 092 | 288 | 649 | - | 1 158 | - | 976 | 480 | 179 | - | - | - | 588 |
| 422 | PK-Dünger | PK fertilizers | Engrais PK | 793 | 598 | 671 | - | 230 | 1 990 | 1 752 | - | - | 54 | 615 | - | - | - | - | 606 |
| 423 | NPK-Dünger | NPK fertilizers | Engrais NPK | 2 713 | 4 505 | 2 544 | 1 326 | 3 542 | 3 539 | 8 412 | 1 972 | 2 004 | 172 | 2 871 | 903 | 10 409 | - | 5 125 | 3 055 |
| 43 | Sonstige Dünge- und Bodenverbesserungsmittel | Other fertilizers, soil improvers | Autres engrais et amendements | 69 | - | 833 | - | 104 | 566 | 562 | 115 | - | 165 | 317 | - | 1 172 | 198 | 436 | 372 |
| 5 | Pflanzenschutzmittel | Plant protection products | Produits de protection des cultures | 4 143 | 4 703 | 2 943 | 6 462 | 4 623 | 8 569 | 2 045 | 3 170 | 1 763 | 1 857 | 2 117 | 4 425 | 2 058 | 2 652 | 5 678 | 4 637 |
| 51 | Fungizide | Fungicides | Fongicides | : | 1 455 | 840 | 1 727 | 685 | 3 142 | 622 | 911 | 709 | 706 | 655 | 2 515 | 293 | 462 | 2 022 | : |
| 52 | Insektizide | Insecticides | Insecticides | : | 455 | 452 | 1 635 | 1 009 | 1 408 | 102 | 887 | 89 | 334 | 542 | 667 | 47 | 132 | 608 | : |
| 53 | Herbizide | Herbicides | Herbicides | : | 2 319 | 1 498 | 1 311 | 1 029 | 3 324 | 957 | 1 117 | 966 | 650 | 647 | 1 218 | 1 718 | 2 057 | 2 847 | : |
| 54 | Sonstige | Other | Autres | : | 474 | 154 | 1 789 | 1 900 | 694 | 365 | 255 | - | 167 | 272 | 25 | - | - | 200 | : |
| 6 | Futtermittel | Animal feedingstuffs | Aliments des animaux | 42 248 | 37 212 | 21 486 | 21 515 | 37 852 | 25 456 | 31 580 | 26 092 | 16 310 | 37 428 | 11 811 | 44 005 | 25 440 | 20 529 | 34 809 | 29 318 |
| 61 | Einzel Futtermittel | Straight feedingstuffs | Aliments simples | 4 868 | 8 803 | 5 002 | 9 685 | 9 919 | 3 288 | 3 211 | 8 406 | 1 795 | 470 | 3 225 | 10 461 | 1 119 | 1 930 | 9 721 | 6 201 |
| 611 | Getreide und Mühlennachprodukte | Cereals and milling by-products | Céréales et sous-produits de meunerie | 1 261 | 4 236 | 2 125 | 3 871 | 9 030 | 460 | 1 351 | 3 383 | 1 795 | 141 | 1 715 | 8 798 | - | - | 4 868 | 3 269 |
| 612 | Ölkuchen bzw. -schrot | Oil-cakes | Tourteaux | 2 234 | 1 254 | 669 | 948 | 366 | 2 577 | 209 | 2 262 | - | 89 | 598 | - | - | - | 2 937 | 1 432 |
| 613 | Futtermittel tierischer Herkunft | Products of animal origin | Produits d'origine animale | - | 2 582 | 1 208 | - | 137 | 251 | 652 | 2 628 | - | 11 | 454 | - | - | - | 601 | 814 |
| 614 | Sonstige Einzel Futtermittel | Other | Autres | 1 373 | 731 | 1 000 | 4 866 | 385 | - | 998 | 133 | - | 230 | 458 | 1 663 | 1 119 | - | 1 315 | 652 |
| 62 | Mischfuttermittel | Compound feedingstuffs | Aliments composés | 37 380 | 28 409 | 16 484 | 11 829 | 27 933 | 22 168 | 28 369 | 17 685 | 14 515 | 36 958 | 8 586 | 33 544 | 24 321 | 18 600 | 25 087 | 23 114 |
| 621 | für Kälber | for calves | pour veaux | 2 317 | 1 514 | 2 006 | 1 303 | 1 335 | 4 224 | 1 877 | 859 | 726 | 4 128 | 813 | 468 | 1 492 | - | 954 | 2 070 |
| 622 | für Rinder (ohne Kälber) | for cattle (excluding calves) | pour bovins (autres que veaux) | 7 037 | 7 253 | 4 881 | 1 419 | 4 414 | 4 342 | 13 751 | 6 080 | 9 568 | 6 953 | 2 184 | 10 607 | 7 312 | 9 422 | 7 454 | 5 694 |
| 623 | für Schweine | for pigs | pour porcs | 21 620 | 15 445 | 8 022 | 3 192 | 10 489 | 3 814 | 8 110 | 4 238 | 3 778 | 17 735 | 2 948 | 10 730 | 9 190 | 5 483 | 5 522 | 7 443 |
| 624 | für Geflügel | for poultry | pour volailles | 5 691 | 3 216 | 3 574 | 4 025 | 9 512 | 8 180 | 8 630 | 5 371 | 443 | 8 142 | 2 642 | 10 133 | 4 935 | 3 694 | 9 530 | 6 788 |
| 625 | Sonstige | Other | Autres | 715 | 981 | - | 1 889 | 2 184 | 1 608 | - | 1 138 | - | - | - | 1 606 | 1 392 | - | 1 627 | 1 120 |
| 7 | Material und Kleinwerkzeug | Material and small tools | Matériel et petit outillage | 1 755 | 2 059 | 1 851 | 3 486 | 716 | 2 666 | 4 562 | 674 | 1 467 | 2 498 | - | 1 037 | 1 265 | - | 3 820 | 1 881 |
| 8 | Instandhaltung und Reparatur von Maschinen | Maintenance and repair of plant | Entretien et réparation du matériel | 5 264 | 7 961 | 7 969 | 6 493 | 3 642 | 5 128 | 2 810 | 659 | 4 398 | 5 140 | 6 036 | 1 268 | 6 233 | 10 946 | 8 590 | 5 103 |
| 9 | Instandhaltung und Reparatur von Wirtschaftsgebäuden und sonstigen Bauten | Maintenance and repair of agricultural buildings and other buildings | Entretien et réparation des bâtiments d'exploitation et autres ouvrages | 1 241 | 3 001 | 3 020 | 2 043 | 2 142 | 788 | 1 997 | 354 | 3 037 | 1 753 | 2 437 | 768 | 3 250 | 5 587 | 4 186 | 1 952 |
| 10 | Veterinärleistungen | Veterinary services | Services vétérinaires | 2 027 | 4 424 | 1 399 | - | 1 508 | 3 272 | 5 913 | 1 875 | 2 640 | 1 592 | 3 436 | 2 901 | 1 132 | 1 033 | 2 082 | 2 133 |
| 11 | Allgemeine Wirtschaftsausgaben | General expenses | Frais généraux | 8 239 | 6 198 | 8 844 | 4 164 | 2 583 | 6 822 | 1 698 | 3 862 | 7 523 | 8 393 | 7 359 | 1 488 | 7 013 | 11 947 | 7 438 | 8 070 |

WÄGUNGSSCHEMA NACH LÄNDERN / WEIGHTING SCHEME BY COUNTRY / SCHEMA DE PONDERATION PAR PAYS

1990 = 100 (ohne MWSt / excluding VAT / TVA exclue)



| | | | B | DK | D | EL | E | F | IRL | I | L | NL | A | P | FIN | S | UK | EUR15 |
|------|---|---|--------|--------|--------|--------|--------|--------|--------|--------|--------|--------|--------|--------|--------|--------|--------|--------|
| 02 | WAREN UND DIENSTLEISTUNGEN LANDWIRTSCHAFTLICHER INVESTITIONEN | GOODS AND SERVICES CONTRIBUTING TO AGRICULTURAL INVESTMENT | 12 157 | 18 184 | 23 185 | 22 887 | 25 081 | 18 824 | 22 103 | 49 494 | 42 347 | 24 529 | 41 010 | 14 100 | 31 593 | 23 096 | 14 042 | 25 847 |
| 12 | Maschinen und andere Ausrüstungsgüter | Machinery and other equipment | 7 751 | 12 749 | 19 153 | 11 286 | 8 260 | 12 967 | 11 635 | 22 559 | 23 743 | 16 508 | 21 137 | 13 083 | 22 509 | 18 911 | 7 144 | 14 719 |
| 121 | Einachsschlepper und andere einachsige Motorgeräte | Rotovator and other 2-wheel equipment | 282 | - | 215 | 293 | 187 | 200 | - | 1 120 | 237 | 21 | - | 692 | - | - | - | 311 |
| 122 | Maschinen und Geräte für Kulturen | Machinery and plant for cultivating | 1 357 | 1 890 | 2 375 | 359 | 1 991 | 2 095 | 245 | 1 797 | 3 799 | 3 598 | 4 495 | 2 365 | 4 842 | 1 090 | 873 | 2 056 |
| 123 | Maschinen und Geräte für die Ernte | Machinery and plant for harvesting | 1 220 | 3 696 | 3 531 | 1 105 | 783 | 2 196 | 676 | 1 872 | 6 520 | 4 801 | 4 742 | 690 | 2 770 | 3 374 | 1 567 | 2 282 |
| 124 | Maschinen und Einrichtungen | Farm machinery and installations | 867 | 2 742 | 3 728 | 1 101 | 19 | 3 337 | 1 680 | 4 778 | 3 632 | 4 435 | 4 512 | 273 | 1 325 | 8 016 | 661 | 2 788 |
| 1241 | für die pflanzliche Erzeugung | for crop production | 416 | 705 | 1 145 | 767 | : | 2 553 | : | 2 200 | - | 3 410 | - | : | - | 1 732 | : | : |
| 1242 | für die tierische Erzeugung | for animal production | 451 | 1 806 | 1 478 | 334 | : | 784 | : | 1 105 | 3 632 | 1 025 | 4 512 | : | 1 325 | 4 270 | : | : |
| 1243 | Sonstige | Other | - | 231 | 1 105 | - | : | - | : | 1 473 | - | - | - | : | - | 2 015 | : | : |
| 125 | Ackerschlepper | Tractors | 3 324 | 3 122 | 5 548 | 2 868 | 4 663 | 4 135 | 3 450 | 11 274 | 7 123 | 1 729 | 5 443 | 4 723 | 11 681 | 6 431 | 3 128 | 5 425 |
| 126 | Sonstige Fahrzeuge | Other vehicles | 701 | 1 299 | 3 756 | 5 559 | 616 | 1 004 | 5 584 | 1 716 | 2 431 | 1 923 | 1 945 | 4 340 | 1 891 | - | 915 | 1 857 |
| 13 | Bauten | Buildings | 4 406 | 5 434 | 4 033 | 11 601 | 16 821 | 5 856 | 10 469 | 26 935 | 18 604 | 8 021 | 19 873 | 1 016 | 9 084 | 4 185 | 6 898 | 11 128 |
| 131 | Wirtschaftsgebäude | Farm buildings | 3 519 | 5 129 | 4 033 | 11 601 | 3 306 | 4 643 | 9 727 | 19 866 | 16 744 | 6 312 | : | : | 7 086 | 2 845 | 4 725 | : |
| 132 | Tiefbau- und Bodenverbesserungsarbeiten | Engineering and soil improvement operations | 887 | 305 | - | - | 13 515 | 1 213 | 741 | 7 070 | 1 860 | 1 709 | : | : | 1 998 | 1 340 | 2 173 | : |

WÄGUNGSSCHEMA NACH PRODUKTEN / WEIGHTING SCHEME BY PRODUCT / SCHEMA DE PONDERATION PAR PRODUIT

1990 = 100 (ohne MWST / excluding VAT / TVA exclue)




| | | | B | DK | D | EL | E | F | IRL | I | L | NL | A | P | FIN | S | UK | EUR15 | |
|-----|---|--|---|-------|-------|--------|--------|--------|--------|-------|--------|-----|--------|-------|-------|-------|--------|--------|---------|
| 00 | INSGESAMT (01 + 02) | TOTAL (01 + 02) | TOTAL (01 + 02) | 2 823 | 2 365 | 15 877 | 2 613 | 14 499 | 19 202 | 1 756 | 15 741 | 103 | 7 127 | 2 136 | 2 550 | 1 836 | 1 770 | 9 602 | 100 000 |
| 01 | WAREN UND DIENSTLEISTUNGEN DES LAUFENDEN LANDWIRTSCHAFTLICHEN VERBRAUCHS | GOODS AND SERVICES CURRENTLY CONSUMED IN AGRICULTURE | BIENS ET SERVICES DE CONSOMMATION COURANTE DE L'AGRICULTURE | 3 345 | 2 610 | 16 446 | 2 717 | 14 649 | 21 021 | 1 844 | 10 722 | 80 | 7 254 | 1 699 | 2 954 | 1 693 | 1 835 | 11 131 | 100 000 |
| 1 | Saat- und Pflanzgut | Seeds | Semences et plants | 4 009 | 1 583 | 9 526 | 2 480 | 10 028 | 38 713 | 1 012 | 9 401 | 46 | 5 219 | 1 976 | 4 888 | 1 124 | 1 477 | 8 517 | 100 000 |
| 2 | Nutz- und Zuchtvieh | Animals for rearing and production | Animaux d'élevage et de rente | 4 238 | - | 64 217 | 2 562 | 9 480 | 3 964 | 321 | 4 098 | 146 | 5 649 | - | 3 009 | 45 | - | 2 273 | 100 000 |
| 3 | Energie und Schmierstoffe | Energy, lubricants | Energie et lubrifiants | 2 544 | 1 581 | 20 623 | 6 820 | 14 085 | 17 326 | 2 006 | 9 921 | 74 | 7 522 | 3 607 | 2 990 | 1 649 | 2 450 | 7 003 | 100 000 |
| 31 | Heizstoffe | Fuels for heating | Combustibles | 5 976 | 1 644 | 24 261 | 304 | 1 901 | 20 412 | 194 | 2 652 | - | 23 046 | 4 178 | - | 1 014 | 2 932 | 11 284 | 100 000 |
| 32 | Treibstoffe | Motor fuels | Carburants | 1 212 | 1 051 | 17 655 | 10 914 | 15 704 | 17 379 | 3 077 | 11 370 | 65 | 3 504 | 3 971 | 5 818 | 1 755 | 2 037 | 4 488 | 100 000 |
| 33 | Elektrischer Strom | Electricity | Electricité | 3 481 | 3 282 | 23 632 | 3 035 | 15 119 | 11 781 | 1 917 | 9 902 | 187 | 6 577 | 2 839 | 689 | 2 644 | 4 165 | 10 749 | 100 000 |
| 34 | Schmierstoffe | Lubricants | Lubrifiants | 800 | - | 21 322 | 5 769 | 24 748 | 23 212 | 567 | 15 502 | - | 1 460 | 2 680 | 431 | 229 | - | 3 282 | 100 000 |
| 4 | Dünge- und Bodenverbesserungsmittel | Fertilizers, soil improvers | Engrais et amendements | 2 174 | 2 138 | 15 439 | 1 983 | 16 070 | 26 565 | 3 013 | 10 143 | 118 | 3 004 | 1 999 | 2 941 | 2 501 | 1 899 | 10 013 | 100 000 |
| 41 | Einnährstoffdünger | Straight fertilizers | Engrais simples | 1 925 | 1 543 | 16 047 | 1 459 | 19 631 | 25 475 | 1 915 | 9 349 | 200 | 4 032 | 2 056 | 5 543 | 267 | 2 036 | 8 522 | 100 000 |
| 411 | Stickstoffdünger | Nitrogenous fertilizers | Engrais azotés | 1 828 | 1 763 | 15 312 | 1 718 | 21 294 | 24 728 | 2 346 | 7 609 | 168 | 4 292 | 2 115 | 6 323 | 338 | - | 10 166 | 100 000 |
| 412 | Phosphatdünger | Phosphatic fertilizers | Engrais phosphatés | 1 658 | 225 | 12 232 | 516 | 17 995 | 21 266 | 365 | 17 989 | 166 | 2 272 | 1 819 | 3 939 | - | 15 844 | 3 714 | 100 000 |
| 413 | Kalidünger | Potassic fertilizers | Engrais potassiques | 3 308 | 1 488 | 29 418 | 414 | 5 838 | 39 591 | 154 | 12 672 | 567 | 4 281 | 1 861 | 408 | - | - | - | 100 000 |
| 42 | Mehrnährstoffdünger | Compound fertilizers | Engrais composés | 2 561 | 2 906 | 13 110 | 2 667 | 13 602 | 27 407 | 4 122 | 11 374 | 48 | 1 980 | 1 957 | 638 | 4 414 | 1 846 | 11 369 | 100 000 |
| 421 | NP-Dünger | NP fertilizers | Engrais NP | 2 023 | 863 | 9 717 | 13 748 | 7 109 | 21 213 | - | 30 966 | - | 11 837 | 1 746 | 777 | - | - | - | 100 000 |
| 422 | PK-Dünger | PK fertilizers | Engrais PK | 3 692 | 2 332 | 17 572 | - | 5 509 | 63 016 | 5 073 | - | - | 640 | 2 166 | - | - | - | - | 100 000 |
| 423 | NPK-Dünger | NPK fertilizers | Engrais NPK | 2 507 | 3 488 | 13 220 | 1 134 | 16 813 | 22 248 | 4 834 | 10 161 | 68 | 402 | 2 007 | 754 | 6 254 | - | 16 110 | 100 000 |
| 43 | Sonstige Dünge- und Bodenverbesserungsmittel | Other fertilizers, soil improvers | Autres engrais et amendements | 524 | - | 35 611 | - | 4 069 | 29 247 | 2 656 | 4 888 | - | 3 171 | 1 822 | - | 5 791 | 944 | 11 279 | 100 000 |
| 5 | Pflanzenschutzmittel | Plant protection products | Produits de protection des cultures | 2 523 | 2 399 | 10 076 | 3 641 | 14 456 | 35 484 | 774 | 10 761 | 39 | 2 854 | 975 | 2 433 | 815 | 1 012 | 11 758 | 100 000 |
| 51 | Fungizide | Fungicides | Fongicides | : | 2 447 | 9 479 | 3 208 | 7 058 | 42 893 | 776 | 10 190 | 52 | 3 576 | 995 | 4 558 | 382 | 582 | 13 804 | : |
| 52 | Insektizide | Insecticides | Insecticides | : | 1 349 | 8 994 | 5 356 | 18 351 | 33 901 | 224 | 17 516 | 11 | 2 989 | 1 452 | 2 132 | 107 | 293 | 7 324 | : |
| 53 | Herbizide | Herbicides | Herbicides | : | 3 152 | 13 683 | 1 968 | 8 571 | 36 677 | 965 | 10 099 | 57 | 2 660 | 794 | 1 785 | 1 612 | 2 092 | 15 707 | : |
| 54 | Sonstige | Other | Autres | : | 1 950 | 4 236 | 8 123 | 47 889 | 23 169 | 1 113 | 6 984 | - | 2 071 | 1 011 | 112 | - | - | 3 342 | : |
| 6 | Futtermittel | Animal feedingstuffs | Aliments des animaux | 4 069 | 3 003 | 11 636 | 1 917 | 18 721 | 16 674 | 1 891 | 14 010 | 57 | 9 099 | 861 | 3 828 | 1 593 | 1 239 | 11 401 | 100 000 |
| 61 | Einzelfuttermittel | Straight feedingstuffs | Aliments simples | 2 216 | 3 358 | 12 806 | 4 080 | 23 191 | 10 183 | 909 | 21 339 | 30 | 540 | 1 111 | 4 302 | 331 | 551 | 15 053 | 100 000 |
| 611 | Getreide und Mühlennachprodukte | Cereals and milling by-products | Céréales et sous-produits de meunerie | 1 089 | 3 065 | 10 321 | 3 094 | 40 057 | 2 704 | 726 | 16 294 | 57 | 307 | 1 121 | 6 864 | - | - | 14 301 | 100 000 |
| 612 | Ölkuchen bzw. -schrot | Oil-cakes | Tourteaux | 4 402 | 2 070 | 7 413 | 1 730 | 3 707 | 34 546 | 256 | 24 854 | - | 442 | 891 | - | - | - | 19 688 | 100 000 |
| 613 | Futtermittel tierischer Herkunft | Products of animal origin | Produits d'origine animale | - | 7 501 | 23 558 | - | 2 447 | 5 919 | 1 405 | 50 800 | - | 95 | 1 190 | - | - | - | 7 085 | 100 000 |
| 614 | Sonstige Einzelfuttermittel | Other | Autres | 5 950 | 2 653 | 24 362 | 19 507 | 8 566 | - | 2 690 | 3 220 | - | 2 512 | 1 502 | 6 508 | 3 151 | - | 19 380 | 100 000 |
| 62 | Mischfuttermittel | Compound feedingstuffs | Aliments composés | 4 568 | 2 907 | 11 322 | 1 337 | 17 521 | 18 416 | 2 155 | 12 044 | 65 | 11 395 | 794 | 3 701 | 1 931 | 1 424 | 10 422 | 100 000 |
| 621 | für Kälber | for calves | pour veaux | 3 161 | 1 730 | 15 390 | 1 645 | 9 350 | 39 185 | 1 592 | 6 532 | 36 | 14 212 | 839 | 577 | 1 323 | - | 4 427 | 100 000 |
| 622 | für Rinder (ohne Kälber) | for cattle (excluding calves) | pour bovins (autres que veaux) | 3 490 | 3 013 | 13 611 | 651 | 11 239 | 14 643 | 4 240 | 16 809 | 173 | 8 703 | 819 | 4 751 | 2 357 | 2 929 | 12 571 | 100 000 |
| 623 | für Schweine | for pigs | pour porcins | 8 201 | 4 908 | 12 844 | 1 121 | 20 433 | 9 839 | 1 441 | 8 963 | 52 | 16 982 | 846 | 3 676 | 2 266 | 1 304 | 7 124 | 100 000 |
| 624 | für Geflügel | for poultry | pour volailles | 2 367 | 1 121 | 8 361 | 1 549 | 20 317 | 23 142 | 1 715 | 12 455 | 7 | 8 549 | 831 | 3 807 | 1 334 | 983 | 13 481 | 100 000 |
| 625 | Sonstige | Other | Autres | 1 803 | 2 072 | - | 4 407 | 28 271 | 27 571 | - | 15 989 | - | - | - | 3 656 | 2 281 | - | 13 948 | 100 000 |
| 7 | Material und Kleinwerkzeug | Material and small tools | Matériel et petit outillage | 2 634 | 2 590 | 15 622 | 4 841 | 5 520 | 27 212 | 4 258 | 5 637 | 80 | 9 463 | - | 1 406 | 1 235 | - | 19 500 | 100 000 |
| 8 | Instandhaltung und Reparatur von Maschinen | Maintenance and repair of plant | Entretien et réparation du matériel | 2 913 | 3 691 | 24 795 | 3 324 | 10 349 | 19 298 | 967 | 2 032 | 89 | 7 179 | 2 527 | 634 | 2 242 | 3 796 | 16 165 | 100 000 |
| 9 | Instandhaltung und Reparatur von Wirtschaftsgebäuden und sonstigen Bauten | Maintenance and repair of agricultural buildings and other buildings | Entretien et réparation des bâtiments d'exploitation et autres ouvrages | 1 795 | 3 638 | 24 564 | 2 735 | 15 911 | 7 756 | 1 796 | 2 855 | 160 | 6 402 | 2 667 | 1 004 | 3 056 | 5 066 | 20 594 | 100 000 |
| 10 | Veterinärleistungen | Veterinary services | Services vétérinaires | 2 684 | 4 907 | 10 416 | - | 10 249 | 29 467 | 4 868 | 13 843 | 128 | 5 321 | 3 442 | 3 469 | 974 | 857 | 9 374 | 100 000 |
| 11 | Allgemeine Wirtschaftsausgaben | General expenses | Frais généraux | 3 832 | 2 415 | 23 133 | 1 792 | 6 170 | 21 583 | 491 | 10 015 | 128 | 9 855 | 2 590 | 625 | 2 121 | 3 483 | 11 767 | 100 000 |

WÄGUNGSSCHEMA NACH PRODUKTEN / WEIGHTING SCHEME BY PRODUCT / SCHEMA DE PONDERATION PAR PRODUIT

1990 = 100 (ohne MWSI / excluding VAT / TVA exclue)




| | | | B | DK | D | EL | E | F | IRL | I | L | NL | A | P | FIN | S | UK | EUR15 |
|------|---|---|-------|-------|--------|-------|--------|--------|-------|--------|-----|--------|--------|-------|-------|-------|-------|---------|
| 02 | WAREN UND DIENSTLEISTUNGEN LANDWIRTSCHAFTLICHER INVESTITIONEN | GOODS AND SERVICES CONTRIBUTING TO AGRICULTURAL INVESTMENT | 1 328 | 1 664 | 14 242 | 2 313 | 14 069 | 13 985 | 1 501 | 30 143 | 169 | 6 764 | 3 389 | 1 391 | 2 244 | 1 581 | 5 217 | 100 000 |
| 12 | Maschinen und andere Ausrüstungsgüter | Machinery and other equipment | 1 487 | 2 049 | 20 659 | 2 003 | 8 136 | 16 917 | 1 388 | 24 126 | 166 | 7 993 | 3 068 | 2 267 | 2 807 | 2 274 | 4 661 | 100 000 |
| 121 | Einachsschlepper und andere einachsige Motorgeräte | Rotovator and other 2-wheel equipment | 2 563 | - | 10 975 | 2 462 | 8 699 | 12 331 | - | 56 728 | 79 | 484 | - | 5 678 | - | - | - | 100 000 |
| 122 | Maschinen und Geräte für Kulturen | Machinery and plant for cultivating | 1 863 | 2 175 | 18 338 | 457 | 14 040 | 19 561 | 209 | 13 755 | 190 | 12 471 | 4 670 | 2 934 | 4 322 | 938 | 4 076 | 100 000 |
| 123 | Maschinen und Geräte für die Ernte | Machinery and plant for harvesting | 1 509 | 3 832 | 24 563 | 1 266 | 4 977 | 18 479 | 520 | 12 916 | 294 | 14 994 | 4 439 | 771 | 2 228 | 2 616 | 6 596 | 100 000 |
| 124 | Maschinen und Einrichtungen | Farm machinery and installations | 878 | 2 326 | 21 229 | 1 032 | 99 | 22 983 | 1 058 | 26 979 | 134 | 11 338 | 3 457 | 250 | 872 | 5 088 | 2 278 | 100 000 |
| 1241 | für die pflanzliche Erzeugung | for crop production | 876 | 1 244 | 13 558 | 1 494 | : | 36 567 | : | 25 841 | - | 18 133 | - | : | - | 2 286 | - | : |
| 1242 | für die tierische Erzeugung | for animal production | 1 421 | 4 766 | 26 179 | 974 | : | 16 802 | : | 19 398 | 418 | 8 148 | 10 752 | : | 2 714 | 8 430 | - | : |
| 1243 | Sonstige | Other | - | 1 218 | 39 123 | - | : | - | : | 51 711 | - | - | - | : | - | 7 949 | - | : |
| 125 | Ackerschlepper | Tractors | 1 730 | 1 361 | 16 237 | 1 381 | 12 464 | 14 638 | 1 116 | 32 715 | 135 | 2 272 | 2 143 | 2 220 | 3 952 | 2 098 | 5 536 | 100 000 |
| 126 | Sonstige Fahrzeuge | Other vehicles | 1 068 | 1 655 | 32 116 | 7 821 | 4 813 | 10 387 | 5 279 | 14 549 | 135 | 7 381 | 2 237 | 5 960 | 1 869 | - | 4 730 | 100 000 |
| 13 | Bauten | Buildings | 1 118 | 1 155 | 5 754 | 2 724 | 21 917 | 10 106 | 1 652 | 38 102 | 172 | 5 137 | 3 815 | 233 | 1 498 | 666 | 5 952 | 100 000 |
| 131 | Wirtschaftsgebäude | Farm buildings | 1 433 | 1 750 | 9 234 | 4 371 | 6 913 | 12 858 | 2 463 | 45 098 | 249 | 6 488 | : | : | 1 876 | 726 | 6 543 | : |
| 132 | Tiefbau- und Bodenverbesserungsarbeiten | Engineering and soil improvement operations | 669 | 193 | - | - | 52 348 | 6 224 | 348 | 29 728 | 51 | 3 255 | : | : | 980 | 633 | 5 574 | : |



**Drittes Quartal 1996 :
Erläuterung und Ergebnisse**

**Third quarter of 1996 :
Comments and results**

**Troisième trimestre 1996 :
Commentaires et résultats**



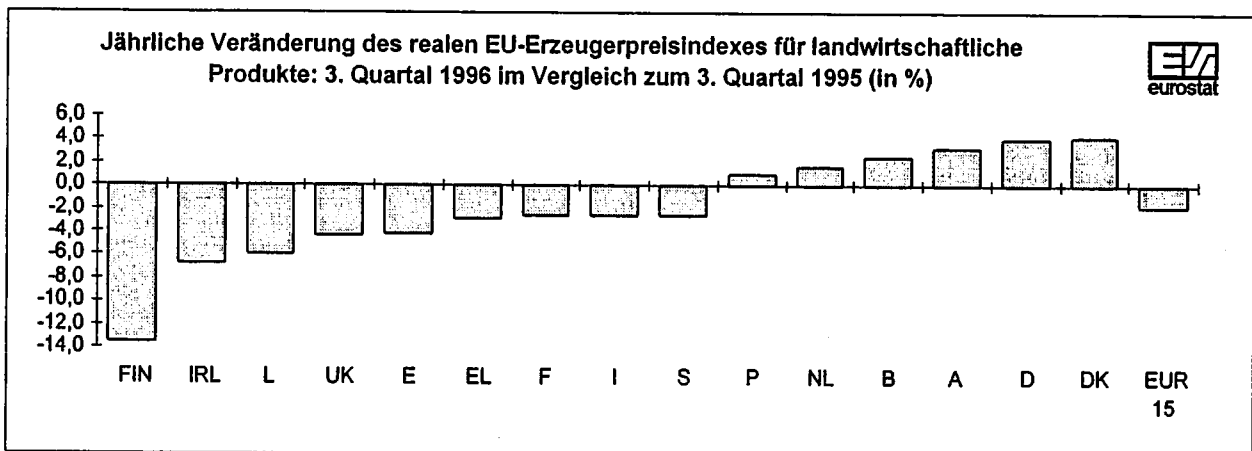
ENTWICKLUNG DER EU-AGRARPREISINDIZES (OUTPUT UND INPUT) IM DRITTEN QUARTAL 1996

Erzeugerpreise landwirtschaftlicher Produkte (Outputpreise)

Leichter nominaler Anstieg (+1,0 %) für EUR 15, aber realer Rückgang (-1,8 %)

Im dritten Quartal 1996 erhöhte sich der durchschnittliche monatliche Index der **Erzeugerpreise landwirtschaftlicher Produkte** (einschließlich Obst und Gemüse) für die Union insgesamt (EUR 15, aber immer noch ohne die neuen deutschen Bundesländer) gegenüber dem entsprechenden Quartal des Vorjahres *nominal* um +1,0 % (siehe Tabelle 1). Dieser leichte nominale Preisanstieg lag unter der Inflationsrate, so daß der *reale* Preisindex zurückging (-1,8 %).

Die realen Erzeugerpreise für **pflanzliche Erzeugnisse** in der Union insgesamt nahmen gegenüber dem dritten Quartal 1995 ab (-3,8 %) und führten damit zur Umkehr der über das gesamte Jahr 1995 festgestellten Preissteigerungen. Ursache hierfür waren vor allem Preisrückgänge bei mehreren Produktgruppen einschließlich einiger der wichtigsten: Frischgemüse (-6,5 %), Getreide und Reis (-7,0 %), Saatgut (-7,1 %), Obst (-8,6 %) und Hackfrüchte (-9,8 %). Ein Rückgang der Getreidepreise ist teilweise auf die sehr gute Ernte im Jahr 1996 und die vergleichsweise hohen Preise 1995 für die meisten Erzeugnisse zurückzuführen: Weichweizen (-4,0 %), Futtergerste (-5,5 %), Mais (-12,0 %), Braugerste (-12,7 %) und Hartweizen (-14,8 %). Hafer war die einzige Getreideart, bei der ein Preisanstieg zu verzeichnen war (+0,8 %). Oliven und Olivenöl waren die einzigen Erzeugnisse mit starker Preissteigerung (+13,7 %).



Die realen Erzeugerpreise für **Tiere und tierische Erzeugnisse** blieben fast unverändert (+0,1 %). Stark rückläufig war die Preisentwicklung bei Kälbern (-17,1 %) und Rindern ohne Kälber (-18,3 %), womit sich der über das ganze Jahr 1995 und die beiden ersten Quartale 1996 beobachtete Trend noch verstärkte. Die Entwicklung bei den Rinderpreisen ist zum Teil durch den Rückgang der institutionellen Preise im Rahmen der Reform der Gemeinsamen Agrarpolitik bedingt, der durch Prämien erhöhungen ausgeglichen wurde. Sie ist jedoch zum Teil auch eine Folge des Einbruchs bei der Nachfrage aufgrund der Verunsicherung der Verbraucher durch BSE. Die Preise für Rinder sind überall in der EU gesunken. Selbst der geringste Preisrückgang - in Dänemark - belief sich noch auf -7,5 %. Am stärksten war der Preisverfall im Vereinigten Königreich (-21,7 %), in den Niederlanden (-23,6 %), in Luxemburg (-24,3 %) und in Finnland (-33,8 %). Bei Geflügel (+5,1 %), Schafen und Lämmern (+14,4 %) und Schweinen (+20,0 %) war hingegen ein beträchtlicher Preisanstieg zu verzeichnen. Diese Entwicklung läßt sich zum Teil mit einer Nachfrageverschiebung von Rindfleisch zu anderen Fleischarten erklären. Der rückläufige Trend beim Milchpreis bereits seit mehreren Quartalen setzte sich auch im dritten Quartal 1996 fort (-2,7 %). Beim Preis für Eier war gegenüber dem niedrigen Preisniveau 1995 ein weiterer starker Anstieg (+15,5 %) zu verzeichnen.

Was die einzelnen **Mitgliedstaaten** der Union angeht (siehe Schaubild und Tabelle 2), so war in Finnland (-13,5 %), Irland (-6,8 %), Luxemburg (-5,9 %), im Vereinigten Königreich (-4,3 %) und in Spanien (-4,2 %) ein starker realer Preisrückgang festzustellen. Im Falle Finnlands war der Rückgang des Index teils auf echte Preisrückgänge und teils auf den Ersatz von im Index berücksichtigten nationalen Subventionen durch darin nicht enthaltene Pro-Kopf-Prämien zurückzuführen. Deutliche Preissteigerungen gab es in Deutschland (+4,0 %) und Dänemark (+4,2 %). Bei den realen Outputpreisindizes der übrigen acht Mitgliedstaaten bewegten sich die Veränderungen zwischen +3,2 % und -2,8 %.

Einkaufspreise landwirtschaftlicher Betriebsmittel (Inputpreise)

Weiter nominaler (+3,8 %) und realer Anstieg (+1,3 %)

Der durchschnittliche monatliche Index der Einkaufspreise landwirtschaftlicher Betriebsmittel (Input 00) für EUR 15 stieg im dritten Quartal 1996 gegenüber dem Vergleichsquartal des Vorjahres *nominal* weiter an (+3,8 %) (siehe Tabelle 3). Dieser nominale Anstieg lag über der Inflationsrate, so daß sich entgegen dem bis zum dritten Quartal 1995 beobachteten Trend auch der reale Preisindex erhöhte (+1,3 %).

Der Index der Preise für Waren und Dienstleistungen des laufenden landwirtschaftlichen Verbrauchs (Input 01) erhöhte sich real um 1,8 %. Dabei war bei fast allen Positionen ein Anstieg festzustellen, auch bei den wichtigsten Waren und Dienstleistungen, nämlich bei Energie (+3,2 %), Futtermitteln (+2,5 %) und Düngemitteln (+1,4 %). Ein deutlicher Anstieg war auch bei Nutz- und Zuchtvieh, d. h. bei Importen (+5,4 %) erkennbar.

Der reale Index der Einkaufspreise für Waren und Dienstleistungen landwirtschaftlicher Investitionen (Input 02) blieb gegenüber dem Vergleichszeitraum des Vorjahres fast unverändert (-0,1 %). Der Anstieg beim Preisindex für Maschinen (+0,6 %) wurde durch einen Rückgang des Preisindex für Bauten (-0,9 %) ausgeglichen.

Was die einzelnen Mitgliedstaaten anbelangt (siehe Tabelle 4), so war eine deutliche Erhöhung des realen Inputpreisindex für Schweden (+5,1 %), die Niederlande (+4,8 %) und Belgien (+3,3 %) zu verzeichnen. In den übrigen Mitgliedstaaten bewegten sich die Veränderungen zwischen +2,8 % und -2,9 %.

Vergleich der Entwicklung der Output- und Inputpreise

Terms of Trade der Landwirtschaft

Leichter Rückgang für EUR 15 (-3,0 %)

Die realen **Terms of Trade der Landwirtschaft**, d. h. der reale Outputpreisindex dividiert durch den realen Inputpreisindex, fielen für die Union insgesamt, EUR 15, von ihrem Basiswert 100 im Jahr 1990 auf 90,0 im Jahre 1993 und erreichten im dritten Quartal 1996 den Wert von 86,9. Damit lagen sie um 3,0 % unter dem Niveau des entsprechenden Quartals des Vorjahres.

Was die einzelnen Mitgliedstaaten angeht, so war in den meisten Mitgliedstaaten ein Rückgang der Terms of Trade festzustellen. Besonders deutlich war die Abnahme in Finnland (-14,5 %), Irland (-8,9 %), Luxemburg (-7,2 %), Schweden (-7,2 %), im Vereinigten Königreich (-6,9 %) und in Frankreich (-4,3 %). Deutlich verbessert haben sich die Terms of Trade in Portugal (+3,9 %), während die Veränderungen in den übrigen acht Mitgliedstaaten zwischen +3,2 % und -3,3 % lagen.

Reale Terms of Trade der Landwirtschaft

| EUROSTAT | 2. Quartal 1996 | | 3. Quartal 1996 | |
|----------|---------------------|--------------------------------|---------------------|--------------------------------|
| | Index (1990=100) | 04.96-06.96 04.95-06.95 (%) | Index (1990=100) | 07.96-09.96 07.95-09.95 (%) |
| B | 89,8 | 0,4 | 87,4 | - 0,8 |
| DK | 87,8 | - 1,5 | 87,4 | 3,2 |
| D | 86,1 | - 1,5 | 85,8 | 1,8 |
| GR | 95,2 | 2,9 | 89,7 | - 1,7 |
| E | 106,0 | - 0,8 | 94,6 | - 3,3 |
| F | 84,0 | - 3,0 | 81,0 | - 4,3 |
| IRL | 99,0 | - 5,0 | 91,8 | - 8,9 |
| I | 93,8 | 4,7 | 88,5 | - 2,0 |
| L | 70,9 | - 8,2 | 71,4 | - 7,2 |
| NL | 93,2 | 0,2 | 85,9 | - 3,0 |
| A | 67,8 | -13,8 | 69,1 | 1,6 |
| P | 96,1 | - 2,8 | 98,2 | 3,9 |
| S | 78,8 | - 9,8 | 77,4 | - 7,2 |
| FIN | 66,6 | -18,3 | 69,4 | -14,5 |
| UK | 95,4 | - 4,6 | 91,1 | - 6,9 |
| EUR 15 | 91,2 | - 1,3 | 86,9 | - 3,0 |

Anmerkungen zur Methodik

Deflationierung: Die EU-Agrarpreisindizes (Output und Input) stehen in der Datenbank NewCRONOS (Bereich PRAG) von Eurostat sowohl in nominalen als auch in deflationierten Werten zur Verfügung. Durch die Verwendung de-flationierter Indizes können die durch unterschiedliche Inflationsraten in den Mitgliedstaaten verursachten Verzerrungen der nominalen Indizes eliminiert werden. Die nominalen Agrarpreisindizes werden mit Hilfe des Verbraucherpreisindex der einzelnen Mitgliedstaaten deflationiert. Die Begriffe "deflationiert" und "real" werden synonym verwendet.

Umbasierung: Eurostat und die Mitgliedstaaten haben eine Umbasierung der Agrarpreisindizes vom Basisjahr 1985=100 auf 1990=100 vorgenommen. Die umbasierten Indizes haben indessen für manche Länder noch vorläufigen Charakter. Monatliche Agrarpreisindizes liegen ab Januar 1994 für alle Mitgliedstaaten und die Union insgesamt (EUR 15) in NewCRONOS vor. (In der Datenbank sind die jährlichen Agrarpreisindizes auf Basis 1990=100 ab 1990 verfügbar, in manchen Fällen sogar ab 1985.)

Deutschland: Die Output- und Inputpreisindizes für Deutschland beziehen sich auf den Gebietsstand vor Oktober 1990. Die Berechnung von Indizes für Deutschland auf der Basis 1990=100 war mit Schwierigkeiten verbunden, da es sich hier um ein Jahr des Übergangs handelte. Die zuständige nationale Behörde und Eurostat arbeiten zur Zeit an der Erstellung von Indizes für Deutschland in seinen neuen Grenzen auf der Basis 1991=100, die anschließend auf 1990=100 umbasiert werden, und rechnen damit, daß diese Indizes in Kürze veröffentlicht werden können.

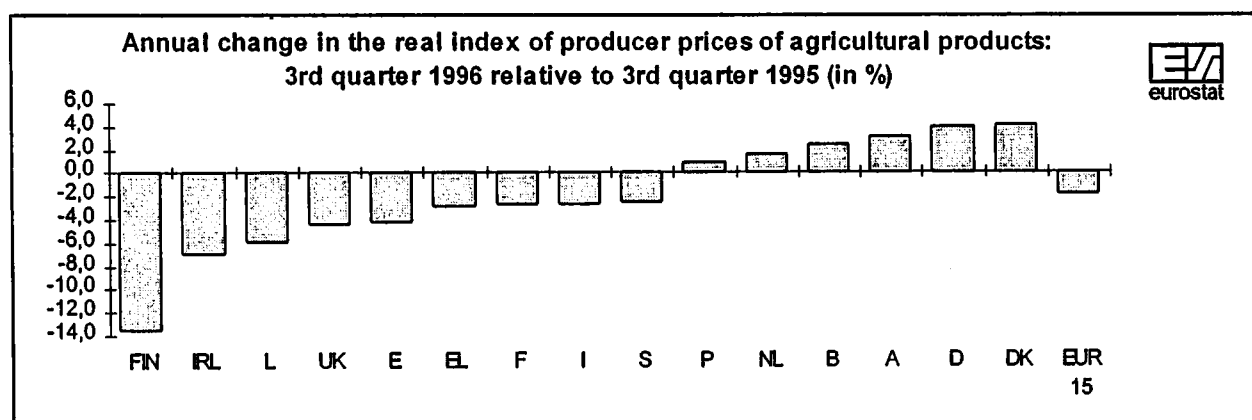
TRENDS IN THE EU AGRICULTURAL PRICE INDICES (OUTPUT AND INPUT) IN THE THIRD QUARTER OF 1996

Producer prices of agricultural products (Output)

Moderate increase in nominal terms (+1.0%) for EUR 15; but fall in real terms (-1.8%)

The average monthly index of producer prices of agricultural products (including fruit and vegetables) for the Union as a whole (EUR 15, but still excluding the new German "Länder") showed a moderate rise +1.0% in *nominal* terms in the third quarter of 1996 relative to the corresponding quarter of the previous year (see Table 1). This nominal price rise was less than the rate of inflation and so the *real* price index fell (-1.8%).

Real producer prices for crop products in the Union as a whole decreased (-3.8%) relative to the third quarter of 1995, thus reversing the price rise seen throughout 1995. This was due to notable price decreases for several product groups including some of the most important: fresh vegetables (-6.5%), cereals and rice (-7.0%), seeds (-7.1%), fruit (-8.6%) and root crops (-9.8%). The price decrease for cereals, partly due to the abundant harvest in 1996 and relative to the high price 1995, was seen for most individual products: soft wheat (-4.0%), feed barley (-5.5%), maize (-12.0%), malting barley (-12.7%) and durum wheat (-14.8%). Oats were the only cereal with a price rise (+0.8%). Olives and olive oil were the only product group to show a large price increase (+13.7%).



Real producer prices for animals and animal products were almost unchanged (+0.1%). Steep price declines were recorded for calves (-17.1%) and cattle excluding calves (-18.3%), accentuating the trend seen throughout 1995 and the first two quarters of 1996. This price change for cattle is partly explained by reductions in the institutional prices, offset by increases in premiums, in the context of the reform of the Common Agricultural Policy. It is also due in part to the effects of a fall in consumer demand following concern about BSE. The fall in cattle prices was seen throughout the Union. Even in the least extreme case, Denmark, the price decline was steep (-7.5%). The decreases were most severe in the United Kingdom (-21.7%), the Netherlands (-23.6%), Luxembourg (-24.3%) and Finland (-33.8%). There were strong price increases for poultry (+5.1%), sheep and lambs (+14.4%) and pigs (+20.0%). These changes are partly explained by a shift of demand away from beef towards meats of the other species. The downward trend in the price of milk, seen over several quarters, continued in the third quarter of 1996 (-2.7%). The price of eggs continued to increase strongly (+15.5%) relative to a low price level in 1995.

Across the Member States of the Union (see graph and Table 2), strong real price declines were observed for Finland (-13.5%), Ireland (-6.8%), Luxembourg (-5.9%), the United Kingdom (-4.3%) and Spain (-4.2%). In the case of Finland, the decrease in the index was partly due to true price decreases and partly to the replacement of national subsidies which were included in the index by headage payments which are not included. Notable price increases were observed in Germany (+4.0%) and Denmark (+4.2%). Changes in the real output price index for the remaining eight Member States ranged from +3.2% to -2.8%

Purchase prices of the means of agricultural production (Input)

Continued rise in nominal terms (+3.8%), increase in real terms (+1.3%)

The average monthly index for the purchase prices of the means of agricultural production (Input 00) continued to rise in *nominal* terms (+3.8%) for EUR 15 in the third quarter of 1996 relative to the corresponding quarter of the previous year (see Table 3). This nominal rise was greater than the inflation rate and so the real price index increased (+1.3%) in contrast to the trend seen until the third quarter of 1995.

The index of the prices of goods and services for **current consumption in agriculture** (Input 01) rose in real terms (+1.8%). Price increases were observed for nearly all posts, including the most important ones: energy (+3.2%), feedingstuffs (+2.5%) and fertilizers (+1.4%). A notable increase was also seen for animals for rearing and production, i.e. imports (+5.4%).

The real price index for the purchase price of goods and services contributing to **agricultural investment** (Input 02) was almost unchanged from the third quarter of 1995 to the third quarter of 1996 (-0.1%). An increase in the index for machinery (+0.6%) was offset by a decrease for buildings (-0.9%).

Across **Member States** (see Table 4) there were notable rises in the real input price index for Sweden (+5.1%), the Netherlands (+4.8%) and Belgium (+3.3%). Changes in the other Member States were in the range +2.8% to -2.9%.

Comparison of trends in output and input prices


Agricultural terms of trade

Moderate decline for EUR 15 (-3.0%)

The real **agricultural terms of trade**, calculated by dividing the real output price by the real input price index, fell from its base level of 100.0 in 1990 for the Union as a whole, EUR 15, to 90.0 in 1993 and reached 86.9 in the third quarter of 1996. This level was lower (-3.0%) than the corresponding quarter of the previous year.

Across **Member States**, the terms of trade declined in most Member States, especially Finland (-14.5%), Ireland (-8.9%), Luxembourg (-7.2%), Sweden (-7.2%), the United Kingdom (-6.9%) and France (-4.3%). The terms of trade improved notably in Portugal (+3.9%), while changes in the terms of trade for the remaining eight Member States were in the range +3.2% to -3.3%.

Real agricultural terms of trade

|  | 2nd Quarter 1996 | | 3rd Quarter 1996 | |
|---|---------------------|--------------------------------|---------------------|--------------------------------|
| | Index (1990=100) | 04.96-06.96 04.95-06.95 (%) | Index (1990=100) | 07.96-09.96 07.95-09.95 (%) |
| B | 89,8 | 0,4 | 87,4 | - 0,8 |
| DK | 87,8 | - 1,5 | 87,4 | 3,2 |
| D | 86,1 | - 1,5 | 85,8 | 1,8 |
| EL | 95,2 | 2,9 | 89,7 | - 1,7 |
| E | 106,0 | - 0,8 | 94,6 | - 3,3 |
| F | 84,0 | - 3,0 | 81,0 | - 4,3 |
| IRL | 99,0 | - 5,0 | 91,8 | - 8,9 |
| I | 93,8 | 4,7 | 88,5 | - 2,0 |
| L | 70,9 | - 8,2 | 71,4 | - 7,2 |
| NL | 93,2 | 0,2 | 85,9 | - 3,0 |
| A | 67,8 | -13,8 | 69,1 | 1,6 |
| P | 96,1 | - 2,8 | 98,2 | 3,9 |
| S | 78,8 | - 9,8 | 77,4 | - 7,2 |
| FIN | 66,6 | -18,3 | 69,4 | -14,5 |
| UK | 95,4 | - 4,6 | 91,1 | - 6,9 |
| EUR 15 | 91,2 | - 1,3 | 86,9 | - 3,0 |

Methodological notes

Deflation: The EU agricultural price indices (output and input) are available in Eurostat's New Cronos database (PRAG domain) in both nominal and deflated form. By using the deflated indices it is possible to avoid the distortions in the nominal indices caused by different inflation rates in the Member States. The nominal agricultural price indices are deflated by means of the consumer price index for each Member State. The terms "deflated" and "real" are used synonymously in this report.

Rebasing: Eurostat and the Member States have now changed the agricultural price indices from the base 1985=100 to 1990=100, although in certain cases the rebased indices are still provisional. Monthly agricultural price indices are available in NewCRONOS from January 1994 for all Member States and for the European Union as a whole, EUR 15. (Annual agricultural price indices with 1990=100 are available in the database from 1990 and in certain cases from 1985.)

Germany: The output and input price indices for Germany refer to that country in its boundaries prior to October 1990. There have been difficulties calculating indices for Germany on the base 1990=100 because that was a year of transition. The national authority and Eurostat are preparing indices for Germany in its new frontiers on the base 1991=100, re-referenced to 1990=100, and expect to publish these indices shortly.

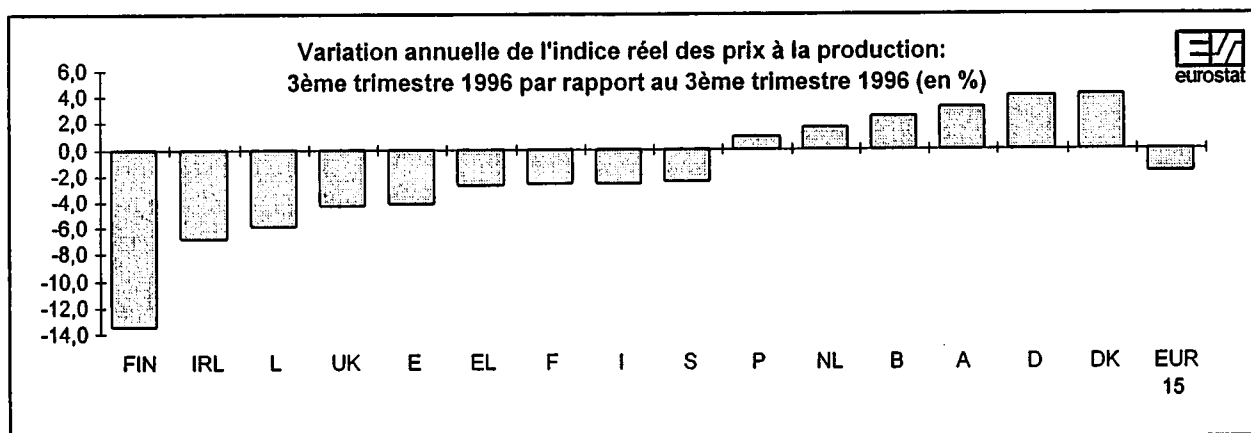
ÉVOLUTION DES INDICES UE DES PRIX AGRICOLES (OUTPUTS ET INPUTS) AU TROISIÈME TRIMESTRE DE 1996

Prix à la production des produits agricoles (outputs)

Légère augmentation en termes nominaux (+1,0%) pour EUR 15 et recul en termes réels (-1,8%)

L'indice mensuel moyen des prix à la production des produits agricoles (y compris les fruits et légumes) pour l'ensemble de l'Union européenne (EUR 15, toujours à l'exclusion des nouveaux "Länder" allemands) a progressé modérément de +1,0% en *termes nominaux* au cours du troisième trimestre de 1996 par rapport au trimestre correspondant de l'année précédente (voir tableau 1). Cette augmentation des prix ayant été inférieure au taux d'inflation, l'indice *réel* des prix a reculé (-1,8%).

Les prix réels à la production des produits végétaux pour l'ensemble de l'Union ont baissé (-3,8%) par rapport au troisième trimestre de 1995, renversant ainsi la tendance à la hausse observée pendant toute l'année 1995. Cela est dû à de sévères chutes de prix pour certains groupes de produits parmi lesquels les plus importants: légumes frais (-6,5%), céréales et riz (-7,0%), semences (-7,1%), fruits (-8,6%) et plantes sarclées (-9,8%). Une diminution du prix des céréales, due en partie à la récolte abondante en 1996 et par rapport au prix élevé en 1995, a été observée pour la plupart des produits individuels: blé tendre (-4,0%), orge fourragère (-5,5%), maïs (-12,0%), orge de brasserie (-12,7%) et blé dur (-14,8%). L'avoine était la seule céréale à montrer une augmentation de prix (+0,8%). Les olives et l'huile d'olive ont été les seuls produits à connaître une hausse sensible de prix (+ 13,7%).



Les prix réels à la production des animaux et des produits animaux sont demeurés quasiment stables (+0,1%). De fortes baisses de prix ont été observées pour les veaux (-17,1%) et les bovins à l'exclusion des veaux (-18,3%), ce qui a accentué la tendance constatée pendant toute l'année 1995 et au cours des deux premiers trimestres de 1996. Cette variation des prix des bovins s'explique, en partie, par des réductions des prix institutionnels compensées par des augmentations de primes, dans le cadre de la réforme de la politique agricole commune mais se justifie aussi par un recul de la consommation par crainte de l'ESB. La diminution des prix des bovins a été constatée dans toute l'Union. Même dans le cas le moins grave, celui du Danemark, la baisse des prix a été forte (-7,5%). Les diminutions les plus sévères ont été enregistrées au Royaume-Uni (-21,7%), aux Pays-Bas (-23,6%), au Luxembourg (-24,3%) et en Finlande (-33,8%). Les augmentations de prix ont été importantes pour la volaille (+5,1%), les moutons et les agneaux (+14,4%) et les porcins (+20,0%). Ces variations s'expliquent en partie par le report de la demande de viande sur d'autres espèces que le boeuf. La tendance à la baisse du prix du lait, observée pendant plusieurs trimestres, s'est poursuivie au cours du troisième trimestre de 1996 (-2,7%). Le prix des oeufs a encore fortement augmenté (+15,5%) par rapport au faible niveau des prix en 1995.

En ce qui concerne les divers États membres de l'Union (voir graphique et tableau 2), des baisses de prix ont été observées surtout en Finlande (-13,5%), en Irlande (-6,8%), au Luxembourg (-5,9%), au Royaume-Uni (-4,3%) et en Espagne (-4,2%). Dans le cas de la Finlande, la baisse d'indice est due pour partie à la chute des prix et pour partie au remplacement des aides nationales qui étaient comprises dans l'indice par des primes par tête qui ne le sont plus. D'importantes augmentations de prix ont été observées en Allemagne (+4,0%) et au Danemark (+4,2%). Les variations de l'indice réel des prix de production des huit autres États membres ont été de l'ordre de +3,2% à -2,8%.

Indice des prix d'achat des moyens de production agricole (inputs)
Augmentation continue en termes nominaux (+3,8%) et hausse en termes réels (+1,3%)

L'indice mensuel moyen des prix d'achat des moyens de production agricole (input 00) a continué de progresser en termes *nominaux* (+3,8%) pour EUR 15 au cours du troisième trimestre de 1996 par rapport au trimestre correspondant de l'année précédente (voir tableau 3). Cette hausse nominale a été supérieure au taux d'inflation si bien que l'indice réel des prix a augmenté (+1,3%) contrairement à la tendance observée jusqu'au troisième trimestre de 1995.

L'indice des prix d'achat des biens et services de consommation courante de l'agriculture (input 01) a progressé en termes réels (+1,8%). Des hausses de prix ont été enregistrées pour la quasi-totalité des postes, notamment les plus importants: énergie (+3,2%), aliments pour animaux (+2,5%) et engrais (+1,4%). Les animaux d'élevage et de production, c'est-à-dire les importations, ont accusé une hausse importante (+5,4%).

L'indice réel des prix d'achat des biens et services contribuant à l'investissement agricole (input 02) n'a pratiquement pas varié (-0,1% entre le troisième trimestre de 1995 et celui de 1996. Une augmentation de l'indice des prix des machines (+0,6%) a été compensée par une baisse de l'indice des ouvrages (-0,9%).

Dans les États membres (voir tableau 4), on a observé des hausses importantes de l'indice réel des prix des inputs pour la Suède (+5,1%), les Pays-Bas (+4,8%) et la Belgique (+3,3%). Dans les autres États membres, les taux de variation ont été de l'ordre de +2,8% à -2,9%.

Comparaison de l'évolution des prix d'outputs et d'inputs
Termes de l'échange de l'agriculture
Baisse modérée pour EUR 15 (-3,0%)

Les termes réels de l'échange de l'agriculture, calculés en divisant l'indice réel des prix des outputs par l'indice réel des prix des inputs, ont baissé par rapport à leur niveau de l'année de base (1990 = 100) pour l'ensemble de l'Union, EUR 15, pour se situer à 90,0 en 1993 avant d'atteindre 86,9 au cours du troisième trimestre de 1996. Ce niveau était inférieur (-3,0%) à celui du trimestre correspondant de l'année précédente.

Parmi les États membres, les termes de l'échange ont diminué dans la plupart des États membres, en particulier en Finlande (-14,5%), en Irlande (-8,9%), au Luxembourg (-7,2%), en Suède (-7,2%), au Royaume-Uni (-6,9%) et en France (-4,3%). Les termes de l'échange ont fortement augmenté au Portugal (+3,9%) tandis que pour les huit autres États membres, les variations des termes de l'échange ont été de l'ordre de +3,2% à -3,3%.

Termes réels de l'échange de l'agriculture

| | 2ème trimestre 1996 | | 3ème trimestre 1996 | |
|--------|---------------------|-----------------|---------------------|-----------------|
| | Indice | 04.96-06.96 | Indice | 07.96-09.96 |
| | (1990=100) | 04.95-06.95 (%) | (1990=100) | 07.95-09.95 (%) |
| B | 89,8 | 0,4 | 87,4 | - 0,8 |
| DK | 87,8 | - 1,5 | 87,4 | 3,2 |
| D | 86,1 | - 1,5 | 85,8 | 1,8 |
| GR | 95,2 | 2,9 | 89,7 | - 1,7 |
| E | 106,0 | - 0,8 | 94,6 | - 3,3 |
| F | 84,0 | - 3,0 | 81,0 | - 4,3 |
| IRL | 99,0 | - 5,0 | 91,8 | - 8,9 |
| I | 93,8 | 4,7 | 88,5 | - 2,0 |
| L | 70,9 | - 8,2 | 71,4 | - 7,2 |
| NL | 93,2 | 0,2 | 85,9 | - 3,0 |
| A | 67,8 | -13,8 | 69,1 | 1,6 |
| P | 96,1 | - 2,8 | 98,2 | 3,9 |
| S | 78,8 | - 9,8 | 77,4 | - 7,2 |
| FIN | 66,6 | -18,3 | 69,4 | -14,5 |
| UK | 95,4 | - 4,6 | 91,1 | - 6,9 |
| EUR 15 | 91,2 | - 1,3 | 86,9 | - 3,0 |

Notes méthodologiques

Déflation: les indices UE des prix agricoles (outputs et inputs) sont disponibles dans la base de données NewCRONOS d'Eurostat (domaine PRAG), en termes à la fois nominaux et déflatés. L'utilisation d'indices déflatés permet d'éliminer les distorsions entre les indices nominaux causées par les différences dans les taux d'inflation des divers États membres. Les indices nominaux des prix agricoles sont déflatés à l'aide de l'indice des prix à la consommation de chacun des États membres. Les termes "déflaté" et "réel" sont utilisés indifféremment dans ce rapport.

Rebasement: Eurostat et les États membres ont maintenant converti les indices des prix agricoles de la base 1985 = 100 en base 1990 = 100, bien que dans certains cas, les indices rebasés sont encore provisoires. Les indices des prix agricoles mensuels sont disponibles dans NewCRONOS à partir de janvier 1994 pour tous les États membres et pour l'ensemble de l'Union européenne, EUR 15. (Les indices annuels de prix agricoles sur la base 1990 = 100 sont disponibles dans la base de données à partir de 1990 et, dans certains cas, à partir de 1985).

Allemagne: les indices de prix (output et input) de l'Allemagne se réfèrent aux limites territoriales de ce pays prévalant avant octobre 1990. Des difficultés ont été rencontrées dans le calcul des indices allemands pour la base 1990 = 100 car il s'agissait d'une année de transition. Les autorités nationales et Eurostat préparent actuellement des indices pour l'Allemagne dans ses nouvelles frontières sur la base 1991 = 100 et espèrent pouvoir les publier rapidement.

Tabelle 1 / Table 1 / Tableau 1
EU-Index der Erzeugerpreise landwirtschaftlicher Produkte: Veränderungsraten der Preisindizes für EUR 15 (in %)*
EU Index of producer prices of agricultural products: Rates of change of the price indices EUR 15 (in %)*
Indice UE des prix à la production des produits agricoles: Taux de variation des indices des prix pour EUR 15 (en %)*

| | | 07/95-09/95 | 10/95-12/95 | 01/96-03/96 | 04/96-06/96 | 07/96-09/96 |
|--|--|-------------|-------------|-------------|-------------|-------------|
| | | 07/94-09/94 | 10/94-12/94 | 01/95-03/95 | 04/95-06/95 | 07/95-09/95 |
| NOMINALE INDIZES / NOMINAL INDICES / INDICES NOMINAUX | | | | | | |
| 0 | INSGESAMT / TOTAL / TOTAL | 2,0 | 3,5 | 2,7 | 3,2 | 1,0 |
| 1 | PFLANZLICHE ERZEUGNISSE / CROP PRODUCTS/ PRODUITS VEGETAUX | 4,7 | 7,0 | 5,3 | 3,9 | -0,6 |
| 11 | Getreide und Reis / Cereals and rice / Céréales et riz | 5,6 | 5,1 | 4,0 | 2,1 | -4,6 |
| 12 | Hackfrüchte / Root crops / Plantes sarclées | -6,2 | -11,6 | -26,8 | -25,8 | -6,9 |
| 13 | Obst / Fruit / Fruits | 10,1 | 15,2 | 9,0 | 9,3 | -4,2 |
| 14 | Frischgemüse / Fresh vegetables / Légumes frais | -7,2 | 4,2 | 17,1 | 15,3 | -3,5 |
| 15 | Weinmost oder Wein / Wine must and wine / Moût et vin | 18,2 | 17,1 | 14,9 | 11,8 | 6,4 |
| 16 | Oliven und Olivenöl / Olives and olive oil / Olives et huile d'olive | 22,6 | 30,2 | 34,7 | 24,0 | 18,0 |
| 17 | Saatgut / Seeds / Semences | 13,8 | 5,2 | -0,8 | -7,8 | -4,9 |
| 18 | Blumen, Zierpflanzen und Baumschulerzeugnisse / Flowers etc. / Fleurs etc. | 8,8 | 9,5 | 1,0 | -0,3 | -0,8 |
| 19 | Sonstige pflanzliche Erzeugnisse / Other crop products / Autres produits végétaux | -3,4 | -0,9 | 3,5 | 5,8 | 3,5 |
| 2 | TIERE UND TIERISCHE ERZEUGNISSE/ANIMALS AND ANIMAL PRODUCTS/ANIMAUX ET PRODUITS ANIMAUX | -0,5 | 0,2 | 0,0 | 2,6 | 2,6 |
| 21 | Tiere / Animals / Animaux | -1,6 | -1,2 | -2,6 | 2,4 | 3,4 |
| 21A | Kälber / Calves / Veaux | -0,9 | -5,8 | -10,3 | -12,8 | -14,4 |
| 21B | Rinder ohne Kälber / Cattle excluding calves / Bovins sans veaux | -6,6 | -6,9 | -8,9 | -14,2 | -16,5 |
| 21C | Schweine / Pigs / Porcs | 4,8 | 7,0 | 2,2 | 15,2 | 22,7 |
| 21D | Schafe und Lämmer / Sheep and lambs / Moutons et agneaux | 0,4 | -0,8 | 4,3 | 18,7 | 17,8 |
| 21E | Geflügel / Poultry / Volailles | -5,7 | -2,4 | 4,2 | 13,1 | 7,9 |
| 21F | Sonstige Tiere / Other animals / Autres animaux | 0,2 | -5,1 | -3,1 | 12,7 | 7,9 |
| 22 | Milch / Milk / Lait | 1,4 | 0,7 | 0,4 | -0,3 | -0,7 |
| 23 | Eier / Eggs / Oeufs | -3,1 | 11,7 | 29,5 | 26,8 | 18,4 |
| 24 | Sonstige tierische Erzeugnisse / Other animal products / Autres produits animaux | 16,7 | 9,2 | 11,4 | 10,0 | -6,2 |
| DEFLATIONIERTE INDIZES / DEFLATED INDICES / INDICES DEFLATES | | | | | | |
| 0 | INSGESAMT / TOTAL / TOTAL | -1,7 | -0,2 | -0,5 | -0,1 | -1,8 |
| 1 | PFLANZLICHE ERZEUGNISSE / CROP PRODUCTS/ PRODUITS VEGETAUX | 0,4 | 2,8 | 1,6 | -0,1 | -3,8 |
| 11 | Getreide und Reis / Cereals and rice / Céréales et riz | 1,7 | 1,4 | 0,9 | -0,7 | -7,0 |
| 12 | Hackfrüchte / Root crops / Plantes sarclées | -9,3 | -14,2 | -28,7 | -27,7 | -9,8 |
| 13 | Obst / Fruit / Fruits | 4,9 | 9,6 | 4,4 | 4,3 | -8,6 |
| 14 | Frischgemüse / Fresh vegetables / Légumes frais | -11,7 | 0,2 | 14,0 | 9,9 | -6,5 |
| 15 | Weinmost oder Wein / Wine must and wine / Moût et vin | 13,9 | 12,7 | 10,7 | 7,7 | 3,0 |
| 16 | Oliven und Olivenöl / Olives and olive oil / Olives et huile d'olive | 16,3 | 24,0 | 29,6 | 19,7 | 13,7 |
| 17 | Saatgut / Seeds / Semences | 10,6 | 2,4 | -3,4 | -10,1 | -7,1 |
| 18 | Blumen, Zierpflanzen und Baumschulerzeugnisse / Flowers etc. / Fleurs etc. | 6,1 | 6,9 | -1,2 | -2,2 | -2,5 |
| 19 | Sonstige pflanzliche Erzeugnisse / Other crop products / Autres produits végétaux | -8,5 | -6,2 | -1,5 | 1,2 | -0,4 |
| 2 | TIERE UND TIERISCHE ERZEUGNISSE/ANIMALS AND ANIMAL PRODUCTS/ANIMAUX ET PRODUITS ANIMAUX | -3,5 | -2,8 | -2,7 | -0,1 | 0,1 |
| 21 | Tiere / Animals / Animaux | -4,7 | -4,3 | -5,5 | -0,4 | 0,8 |
| 21A | Kälber / Calves / Veaux | -4,0 | -9,1 | -13,3 | -15,6 | -17,1 |
| 21B | Rinder ohne Kälber / Cattle excluding calves / Bovins sans veaux | -9,3 | -9,5 | -11,3 | -16,2 | -18,3 |
| 21C | Schweine / Pigs / Porcs | 1,8 | 3,9 | -0,3 | 12,6 | 20,0 |
| 21D | Schafe und Lämmer / Sheep and lambs / Moutons et agneaux | -3,7 | -4,4 | 0,7 | 15,7 | 14,4 |
| 21E | Geflügel / Poultry / Volailles | -9,7 | -6,6 | 0,7 | 9,2 | 5,1 |
| 21 | Sonstige Tiere / Other animals / Autres animaux | -4,2 | -9,7 | -7,6 | 8,1 | 3,7 |
| 22 | Milch / Milk / Lait | -1,5 | -2,0 | -1,9 | -2,5 | -2,7 |
| 23 | Eier / Eggs / Oeufs | -6,6 | 8,1 | 26,1 | 23,3 | 15,5 |
| 24 | Sonstige tierische Erzeugnisse / Other animal products / Autres produits animaux | 12,8 | 4,8 | 7,3 | 6,5 | -11,2 |

* Auf der Basis / On the base / Sur la base 1990 = 100

Tabelle 2 / Table 2 / Tableau 2

EU-Index der Erzeugerpreise landwirtschaftlicher Produkte : Veränderungsrate der Preisindizes im Ländervergleich (in %) (1)
 EU-Index of producer prices of agricultural products : Rates of change of the price indices by Member State (in %) (1)
 Indices UE des prix à la production des produits agricoles : Taux de variation des indices des prix par Etat membre (en %) (1)

| | | | B | DK | D(2) | EL | E | F | IRL | I | L | NL | A | P | FIN | S | UK | EUR 15 |
|-------------------------|---|------|------|------|------|------|------|------|------|------|------|-------|-------|-------|-------|------|-------|--------|
| Insgesamt | Nomiale Indizes Nominal indices Indices nominaux | a) | -0,2 | -1,7 | -1,9 | 6,9 | 11,6 | -0,3 | 5,4 | 6,3 | -0,2 | 5,8 | -26,3 | 5,7 | -27,1 | -4,6 | 9,4 | 3,5 |
| | | b) | -0,4 | -3,3 | -2,1 | 3,7 | 7,2 | 0,7 | 2,7 | 8,1 | -4,5 | 2,4 | -12,0 | 0,1 | -18,9 | -4,4 | 4,1 | 2,7 |
| | | c) | 4,9 | 0,9 | 0,9 | 11,4 | 3,5 | 0,9 | -1,5 | 8,4 | -4,9 | 4,8 | -10,2 | -0,4 | -17,3 | -4,5 | 1,5 | 3,2 |
| | | d) | 4,5 | 6,6 | 5,5 | 5,6 | -0,7 | -0,8 | -5,5 | 0,7 | -4,6 | 3,7 | 5,2 | 4,7 | -13,1 | -2,4 | -2,2 | 1,0 |
| Total | Deflat. Indizes Deflated indices Indices déflatés | a) | -1,6 | -3,5 | -3,7 | -1,2 | 6,9 | -2,2 | 2,9 | 0,7 | -1,5 | 4,2 | -27,7 | 1,8 | -27,3 | -6,8 | 6,1 | -0,2 |
| b) | | -2,3 | -5,1 | -3,6 | -4,6 | 3,4 | -1,4 | 0,7 | 3,0 | -5,6 | 0,4 | -13,5 | -2,3 | -19,4 | -5,8 | 1,3 | -0,5 | |
| c) | | 2,9 | -1,1 | -0,6 | 2,1 | -0,1 | -1,5 | -2,9 | 3,9 | -6,2 | 2,8 | -11,6 | -3,6 | -17,9 | -5,2 | -0,8 | -0,1 | |
| d) | | 2,5 | 4,2 | 4,0 | -2,8 | -4,2 | -2,6 | -6,8 | -2,6 | -5,9 | 1,6 | 3,2 | 1,0 | -13,5 | -2,5 | -4,3 | -1,8 | |
| Pflanzliche Erzeugnisse | Nomiale Indizes Nominal indices Indices nominaux | a) | 0,9 | -1,1 | -5,0 | 9,7 | 15,8 | 1,4 | 10,3 | 9,5 | -3,5 | 13,4 | -29,0 | 5,2 | -39,3 | -5,3 | 8,8 | 7,0 |
| | | b) | -0,4 | -5,3 | -2,2 | 5,8 | 10,7 | 3,7 | 8,5 | 10,6 | -2,4 | 4,4 | -28,1 | 0,0 | -16,5 | -7,6 | 0,8 | 5,3 |
| | | c) | 0,6 | -1,1 | -2,1 | 15,6 | 2,0 | 1,2 | 11,2 | 10,9 | -2,3 | 3,5 | -28,0 | -6,3 | -14,7 | -7,9 | -2,4 | 3,9 |
| | | d) | 3,1 | 2,9 | 7,3 | 6,7 | -6,6 | -1,2 | -3,4 | 0,7 | 0,2 | 1,3 | 5,2 | 5,5 | -6,9 | -2,5 | -9,6 | -0,6 |
| Crop products | Deflat. Indizes Deflated indices Indices déflatés | a) | -0,5 | -2,9 | -6,7 | 1,4 | 10,9 | -0,5 | 7,7 | 3,8 | -4,8 | 11,6 | -30,3 | 1,4 | -39,5 | -7,5 | 5,5 | 2,8 |
| | | b) | -2,3 | -7,0 | -3,7 | -2,6 | 6,8 | 1,6 | 6,4 | 5,3 | -3,5 | 2,4 | -29,3 | -2,4 | -16,9 | -9,0 | -1,9 | 1,6 |
| | | c) | -1,3 | -3,0 | -3,6 | 6,0 | -1,6 | -1,2 | 9,6 | 6,4 | -3,6 | 1,6 | -29,1 | -9,3 | -15,3 | -8,6 | -4,5 | -0,1 |
| | | d) | 1,2 | 0,6 | 5,8 | -1,7 | -9,9 | -3,0 | -4,8 | -2,7 | -1,2 | -0,7 | 3,2 | 1,8 | -7,4 | -2,6 | -11,5 | -3,8 |
| Produits végétaux | Nomiale Indizes Nominal indices Indices nominaux | a) | -0,8 | -2,0 | -0,6 | 0,3 | 4,1 | -1,9 | 4,8 | 1,8 | 0,4 | -0,5 | -25,5 | 6,3 | -22,2 | -4,3 | 9,8 | 0,2 |
| | | b) | -0,4 | -2,2 | -2,0 | -2,0 | 0,3 | -2,4 | 1,8 | 4,2 | -4,9 | 0,2 | -5,6 | 0,3 | -19,8 | -3,0 | 6,2 | 0,0 |
| | | c) | 8,0 | 2,0 | 2,3 | 0,1 | 6,4 | 0,5 | -3,3 | 4,5 | -5,4 | 6,0 | -2,9 | 7,2 | -18,4 | -3,0 | 4,1 | 2,6 |
| | | d) | 5,3 | 8,7 | 4,7 | 2,5 | 9,2 | -0,5 | -5,8 | 0,8 | -5,5 | 5,6 | 5,2 | 3,8 | -15,2 | -2,3 | 2,2 | 2,6 |
| Animal products | Deflat. Indizes Deflated indices Indices déflatés | a) | -2,2 | -3,8 | -2,4 | -7,3 | -0,2 | -3,8 | 2,3 | -3,5 | -1,0 | -2,1 | -26,9 | 2,4 | -22,4 | -6,5 | 6,4 | -2,8 |
| | | b) | -2,4 | -4,0 | -3,6 | -9,9 | -3,3 | -4,4 | -0,2 | -0,7 | -6,0 | -1,7 | -7,2 | -2,1 | -20,3 | -4,5 | 3,4 | -2,7 |
| | | c) | 5,9 | 0,1 | 0,8 | -8,2 | 2,7 | -1,9 | -4,7 | 0,2 | -6,7 | 4,0 | -4,5 | 3,7 | -18,9 | -3,8 | 1,8 | -0,1 |
| | | d) | 3,3 | 6,2 | 3,3 | -5,6 | 5,4 | -2,3 | -7,1 | -2,6 | -6,7 | 3,5 | 3,2 | 0,1 | -15,6 | -2,5 | 0,1 | 0,1 |
| Produits animaux | Nomiale Indizes Nominal indices Indices nominaux | a) | -0,8 | -2,0 | -0,6 | 0,3 | 4,1 | -1,9 | 4,8 | 1,8 | 0,4 | -0,5 | -25,5 | 6,3 | -22,2 | -4,3 | 9,8 | 0,2 |
| | | b) | -0,4 | -2,2 | -2,0 | -2,0 | 0,3 | -2,4 | 1,8 | 4,2 | -4,9 | 0,2 | -5,6 | 0,3 | -19,8 | -3,0 | 6,2 | 0,0 |
| | | c) | 8,0 | 2,0 | 2,3 | 0,1 | 6,4 | 0,5 | -3,3 | 4,5 | -5,4 | 6,0 | -2,9 | 7,2 | -18,4 | -3,0 | 4,1 | 2,6 |
| | | d) | 5,3 | 8,7 | 4,7 | 2,5 | 9,2 | -0,5 | -5,8 | 0,8 | -5,5 | 5,6 | 5,2 | 3,8 | -15,2 | -2,3 | 2,2 | 2,6 |

(1) Auf der Basis / On the base / Sur la base 1990 = 1 a = 10/95-12/95 b = 01/96-03/96 c = 04/96-06/96 d = 07/96-09/96
 10/94-12/94 01/95-03/95 04/95-06/95 07/95-09/95

(2) Die Daten für die Bundesrepublik Deutschland beziehen sich auf den Gebietsstand vor dem 3. Oktober 1990, inklusiv West Berlin.
 Data for the Federal Republic of Germany in its boundaries prior to 3 October 1990, including West Berlin.
 Données pour la République Fédérale d'Allemagne, dans sa situation territoriale avant le 3 octobre 1990, Berlin Ouest inclus.

Tabelle 3 / Table 3 / Tableau 3

EU-Index der Einkaufspreise landwirtschaftlicher Betriebsmittel : Veränderungsraten der Preisindex für EUR 15 (in %)*
 EU Index of purchase prices of the means of agricultural production: Rates of change of the price indices for EUR 15 (in %)
 Indice UE des prix d'achat des moyens de production agricole : Taux de variation des indices des prix pour EUR 15(en %)

| | | 07/95-09/95 07/94-09/94 | 10/95-12/95 10/94-12/94 | 01/96-03/96 01/95-03/95 | 04/96-06/96 04/95-06/95 | 07/96-09/96 07/95-09/95 |
|---|--|----------------------------|----------------------------|----------------------------|----------------------------|----------------------------|
| NOMINALE INDIZES / NOMINAL INDICES / INDICES NOMINAUX | | | | | | |
| 0 | INSGESAMT / TOTAL / TOTAL | 2,9 | 3,5 | 4,2 | 4,1 | 3,8 |
| 1 | WAREN UND DIENSTLEISTUNGEN DES LAUFENDEN LANDWIRTSCHAFTLICHEN VERBRAUCHS/GOODS AND SERVICES CURRENTLY CONSUMED IN AGRICULTURE/ BIENS ET SERVICES DE CONSOMMATION COURANTE DE L'AGRICULTURE | 2,6 | 3,4 | 4,5 | 4,6 | 4,2 |
| 1 | Saat- und Pflanzgut/Seeds/Semences | 5,7 | 6,9 | 4,5 | 5,8 | 8,4 |
| 2 | Nutz- und Zuchtvieh/Animals for rearing/Animaux d'élevage | -1,1 | -3,0 | -7,5 | 0,0 | 7,1 |
| 3 | Energie und Schmierstoffe/Energy/Energie | 1,3 | 3,1 | 5,3 | 5,0 | 6,2 |
| 4 | Dünge- und Bodenverbesserungsmittel/Fertilizers/Engrais | 7,5 | 6,5 | 7,9 | 6,1 | 3,8 |
| 5 | Pflanzenschutzmittel/Plant protection products/ Produits de protection des cultures | 0,9 | 0,6 | 1,9 | 1,8 | 0,0 |
| 6 | Futtermittel/Animal feedingstuffs/Aliments des animaux | 0,6 | 2,8 | 5,1 | 5,6 | 5,0 |
| 7 | Material und Kleinwerkzeuge/Small tools/Petit outillage | 6,5 | 4,9 | 3,8 | 2,7 | 0,7 |
| 8 | Instandhaltung und Reparatur von Geräten/Maintenance and repair of plant/ Entretien et réparation du matériel | 4,4 | 4,4 | 5,0 | 5,0 | 4,3 |
| 9 | Instandhaltung und Reparatur von Wirtschaftsgebäuden und sonst. Bauten/ Maintenance and repair of buildings/Entretien et réparation des bâtiments d'exploitation | 3,6 | 3,0 | 2,7 | 1,9 | 1,6 |
| 10 | Veterinärleistungen/Veterinary services/Services vétérinaires | 2,3 | 2,5 | 3,1 | 3,3 | 3,5 |
| 11 | Allgemeine Wirtschaftsausgaben/General expenses/Frais généraux | 3,6 | 3,5 | 2,5 | 1,9 | 1,1 |
| 2 | WAREN UND DIENSTLEISTUNGEN LANDWIRTSCHAFTLICHER INVESTITIONEN/GOODS AND SERVICES CONTRIBUTING TO AGRICULTURAL INVESTMENT/BIENS ET SERVICES CONCOURANT AUX INVESTISSEMENTS DE L'AGRICULTURE | 3,8 | 3,7 | 3,4 | 2,9 | 2,7 |
| 12 | Maschinen und andere Ausrüstungsgüter/Machinery/Machines | 4,2 | 4,4 | 4,4 | 3,9 | 3,1 |
| 13 | Bauten/Buildings/Ouvrages | 3,2 | 2,8 | 2,1 | 1,5 | 2,1 |
| DEFLATIONIERTE INDIZES / DEFLATED INDICES / INDICES DEFLATES | | | | | | |
| 0 | INSGESAMT / TOTAL / TOTAL | -0,4 | 0,2 | 1,2 | 1,2 | 1,3 |
| 1 | WAREN UND DIENSTLEISTUNGEN DES LAUFENDEN LANDWIRTSCHAFTLICHEN VERBRAUCHS/GOODS AND SERVICES CURRENTLY CONSUMED IN AGRICULTURE/ BIENS ET SERVICES DE CONSOMMATION COURANTE DE L'AGRICULTURE | -0,6 | 0,3 | 1,6 | 1,8 | 1,8 |
| 1 | Saat- und Pflanzgut/Seeds/Semences | 2,6 | 3,7 | 2,0 | 3,2 | 6,0 |
| 2 | Nutz- und Zuchtvieh/Animals for rearing/Animaux d'élevage | -4,0 | -5,7 | -9,7 | -2,0 | 5,4 |
| 3 | Energie und Schmierstoffe/Energy/Energie | -2,0 | -0,3 | 2,0 | 1,7 | 3,2 |
| 4 | Dünge- und Bodenverbesserungsmittel/Fertilizers/Engrais | 4,7 | 3,8 | 5,0 | 3,3 | 1,4 |
| 5 | Pflanzenschutzmittel/Plant protection products/ Produits de protection des cultures | -2,4 | -2,6 | -1,1 | -1,0 | -2,4 |
| 6 | Futtermittel/Animal feedingstuffs/Aliments des animaux | -2,9 | -0,7 | 2,0 | 2,7 | 2,5 |
| 7 | Material und Kleinwerkzeuge/Small tools/Petit outillage | 3,0 | 1,7 | 0,8 | -0,2 | -1,7 |
| 8 | Instandhaltung und Reparatur von Geräten/Maintenance and repair of plant/ Entretien et réparation du matériel | 1,6 | 1,7 | 2,4 | 2,4 | 2,0 |
| 9 | Instandhaltung und Reparatur von Wirtschaftsgebäuden und sonst. Bauten/ Maintenance and repair of buildings/Entretien et réparation des bâtiments d'exploitation | 0,6 | 0,2 | 0,1 | -0,5 | -0,7 |
| 10 | Veterinärleistungen/Veterinary services/Services vétérinaires | -0,6 | -0,4 | 0,4 | 0,7 | 1,1 |
| 11 | Allgemeine Wirtschaftsausgaben/General expenses/Frais généraux | 0,9 | 1,0 | 0,1 | -0,3 | -0,9 |
| 2 | WAREN UND DIENSTLEISTUNGEN LANDWIRTSCHAFTLICHER INVESTITIONEN/GOODS AND SERVICES CONTRIBUTING TO AGRICULTURAL INVESTMENT/BIENS ET SERVICES CONCOURANT AUX INVESTISSEMENTS DE L'AGRICULTURE | 0,0 | 0,0 | 0,1 | -0,2 | -0,1 |
| 12 | Maschinen und andere Ausrüstungsgüter/Machinery/Machines | 0,7 | 1,0 | 1,3 | 1,0 | 0,6 |
| 13 | Bauten/Buildings/Ouvrages | -0,9 | -1,3 | -1,5 | -1,8 | -0,9 |

* Auf der Basis / On the base / Sur la base 1990 = 100

Tabelle 4 / Table 4 / Tableau 4

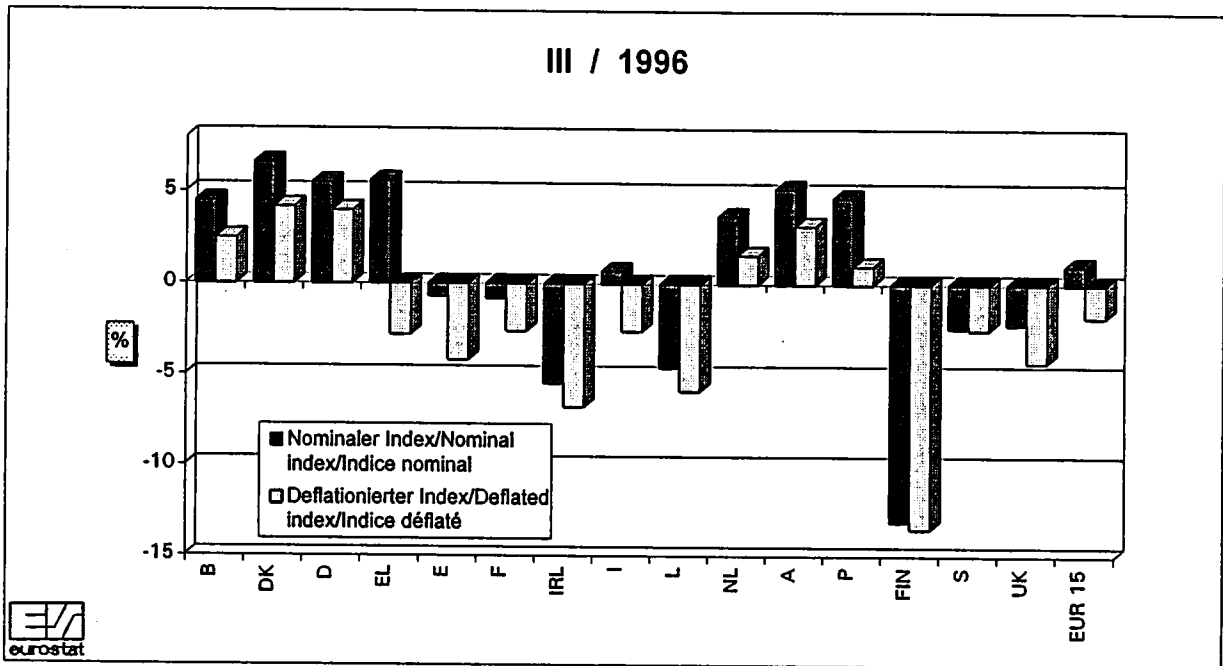
EU-Index der Einkaufspreise landwirtschaftlicher Betriebsmittel : Veränderungsrate der Preisindizes im Ländervergleich (in %) (1)
 EU Index of purchase prices of the means of agricultural production : Rates of change of the price indices by Member State (in %) (1)
 Indices UE des prix d'achat des moyens de production agricole : Taux de variation des indices des prix par Etat membre (en %) (1)

| | | | B | DK | D(2) | EL | E | F | IRL | I | L | NL | A | P | FIN | S | UK | EUR 15 |
|--|---|----|------|------|------|------|------|------|------|------|------|------|------|-------|-------|-----|------|--------|
| Insgesamt | Nominele Indizes Nominal indices Indices nominaux | a) | 1,2 | 1,5 | 0,9 | 7,9 | 4,2 | 2,6 | 3,3 | 8,9 | 1,2 | 2,4 | 1,8 | -6,4 | -18,1 | 6,6 | 5,0 | 3,5 |
| | | b) | 2,1 | 1,9 | 1,1 | 8,4 | 4,2 | 3,7 | 3,2 | 7,2 | 3,2 | 2,7 | 3,7 | 0,8 | 0,0 | 7,3 | 6,1 | 4,2 |
| | | c) | 4,5 | 2,4 | 2,5 | 8,2 | 4,3 | 4,1 | 3,7 | 3,5 | 3,6 | 4,6 | 4,2 | 2,6 | 1,2 | 5,9 | 6,3 | 4,1 |
| | | d) | 5,3 | 3,3 | 3,7 | 7,4 | 2,7 | 3,7 | 3,8 | 2,7 | 2,8 | 6,9 | 3,5 | 0,7 | 1,7 | 5,2 | 5,0 | 3,8 |
| Total | Deflat. Indizes Deflated indices Indices déflatés | a) | -0,2 | -0,4 | -0,9 | -0,3 | -0,2 | 0,7 | 0,9 | 3,1 | -0,2 | 0,9 | -0,1 | -9,8 | -18,4 | 4,1 | 1,8 | 0,2 |
| | | b) | 0,1 | 0,1 | -0,5 | -0,3 | 0,5 | 1,6 | 1,2 | 2,2 | 2,0 | 0,7 | 1,9 | -1,6 | -0,6 | 5,7 | 3,3 | 1,2 |
| | | c) | 2,6 | 0,4 | 0,9 | -0,8 | 0,7 | 1,6 | 2,2 | -0,8 | 2,2 | 2,6 | 2,6 | -0,8 | 0,5 | 5,1 | 4,0 | 1,2 |
| | | d) | 3,3 | 1,0 | 2,2 | -1,1 | -0,9 | 1,8 | 2,3 | -0,7 | 1,5 | 4,8 | 1,5 | -2,9 | 1,2 | 5,1 | 2,8 | 1,3 |
| Waren und Dienstleistungen des landwirtschaftlichen Verbrauchs Goods and services currently consumed in agriculture Biens et services de consommation courante de l'agriculture | Nominele Indizes Nominal indices Indices nominaux | a) | 0,9 | 1,1 | 0,8 | 7,0 | 4,2 | 2,6 | 3,2 | 12,2 | 1,0 | 2,2 | 1,5 | -9,0 | -19,3 | 7,3 | 5,5 | 3,4 |
| | | b) | 2,3 | 1,8 | 1,0 | 8,7 | 4,2 | 4,1 | 3,7 | 9,1 | 4,9 | 3,6 | 4,7 | 0,3 | -0,1 | 8,7 | 6,7 | 4,5 |
| | | c) | 5,3 | 2,6 | 2,9 | 8,9 | 4,6 | 4,5 | 4,4 | 2,7 | 5,6 | 6,2 | 5,8 | 2,0 | 1,5 | 7,6 | 7,0 | 4,6 |
| | | d) | 6,1 | 4,0 | 4,6 | 8,4 | 2,3 | 4,1 | 4,2 | 1,2 | 4,3 | 9,4 | 4,8 | 0,1 | 2,5 | 6,9 | 5,5 | 4,2 |
| Waren und Dienstleistungen des landwirtschaftlichen Investitionen Goods and services contributing to agricultural investment Biens et services concourant aux investissements de l'agriculture | Deflat. Indizes Deflated indices Indices déflatés | a) | -0,5 | -0,7 | -1,0 | -1,1 | -0,2 | 0,7 | 0,8 | 6,3 | -0,3 | 0,6 | -0,4 | -12,4 | -19,5 | 4,9 | 2,2 | 0,3 |
| | | b) | 0,3 | 0,0 | -0,6 | 0,1 | 0,6 | 1,9 | 1,7 | 3,9 | 3,7 | 1,6 | 2,9 | -2,1 | -0,6 | 7,0 | 3,8 | 1,6 |
| | | c) | 3,3 | 0,6 | 1,3 | -0,1 | 1,0 | 2,0 | 2,9 | -1,5 | 4,2 | 4,2 | 4,2 | -1,3 | 0,8 | 6,8 | 4,7 | 1,8 |
| | | d) | 4,2 | 1,6 | 3,1 | -0,2 | -1,3 | 2,2 | 2,7 | -2,1 | 2,9 | 7,2 | 2,8 | -3,5 | 2,0 | 6,8 | 3,2 | 1,8 |
| Waren und Dienstleistungen des landwirtschaftlichen Investitionen Goods and services contributing to agricultural investment Biens et services concourant aux investissements de l'agriculture | Nominele Indizes Nominal indices Indices nominaux | a) | 2,9 | 2,9 | 1,5 | 11,2 | 4,5 | 2,6 | 3,7 | 5,7 | 1,4 | 3,1 | 2,2 | 6,3 | -15,9 | 4,4 | 2,6 | 3,7 |
| | | b) | 1,0 | 2,1 | 1,4 | 7,0 | 4,1 | 2,3 | 1,4 | 5,4 | 1,2 | 0,0 | 2,4 | 3,1 | 0,1 | 3,3 | 3,0 | 3,4 |
| | | c) | 0,1 | 1,4 | 1,2 | 5,5 | 3,6 | 2,3 | 1,7 | 4,3 | 1,1 | 0,0 | 2,2 | 4,9 | 0,5 | 1,0 | 2,4 | 2,9 |
| | | d) | 0,3 | 0,6 | 1,0 | 4,2 | 3,7 | 2,0 | 2,5 | 4,2 | 1,1 | 0,0 | 1,9 | 3,1 | 0,2 | 0,2 | 2,1 | 2,7 |
| Waren und Dienstleistungen des landwirtschaftlichen Investitionen Goods and services contributing to agricultural investment Biens et services concourant aux investissements de l'agriculture | Deflat. Indizes Deflated indices Indices déflatés | a) | 1,6 | 1,0 | -0,3 | 2,8 | 0,1 | 0,7 | 1,2 | 0,1 | 0,1 | 1,5 | 0,3 | 2,4 | -16,1 | 2,0 | -0,6 | 0,0 |
| | | b) | -1,0 | 0,2 | -0,2 | -1,5 | 0,5 | 0,2 | -0,6 | 0,4 | 0,0 | -1,9 | 0,7 | 0,6 | -0,4 | 1,8 | 0,2 | 0,1 |
| | | c) | -1,8 | -0,6 | -0,3 | -3,2 | -0,1 | -0,1 | 0,2 | 0,0 | -0,2 | -1,9 | 0,6 | 1,5 | -0,2 | 0,3 | 0,2 | -0,2 |
| | | d) | -1,6 | -1,7 | -0,4 | -4,0 | 0,0 | 0,2 | 1,0 | 0,8 | -0,3 | -2,0 | 0,0 | -0,6 | -0,3 | 0,1 | 0,0 | -0,1 |

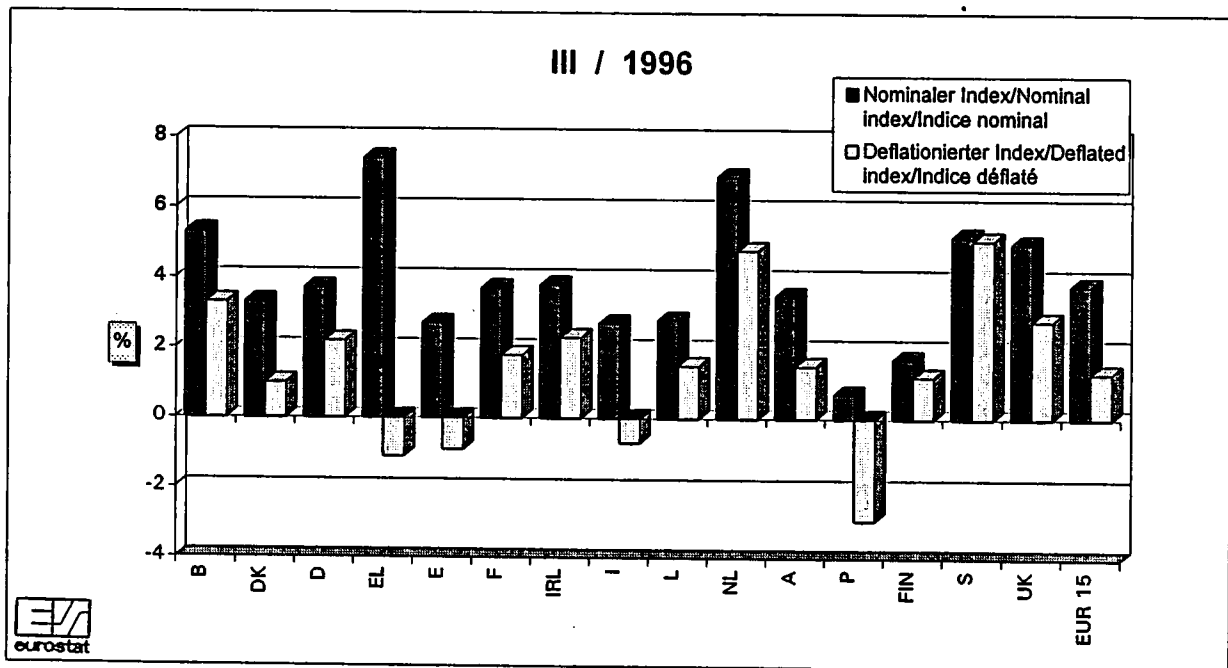
(1) Auf der Basis / On the base / Sur la base 1990 = 1 a = 10/95-12/95 b = 01/96-03/96 c = 04/96-06/96 d = 07/96-09/96
 10/94-12/94 01/95-03/95 04/95-06/95 07/95-09/95

(2) Die Daten für die Bundesrepublik Deutschland beziehen sich auf den Gebietsstand vor dem 3. Oktober 1990, inklusiv West Berlin.
 Data for the Federal Republic of Germany in its boundaries prior to 3 October 1990, including West Berlin.
 Données pour la République Fédérale d'Allemagne, dans sa situation territoriale avant le 3 octobre 1990, Berlin OEUst inclus.

EU-Index der Erzeugerpreise landwirtschaftlicher Produkte:
Veränderungsraten der Preisindizes je Mitgliedstaat
EU Index of producer prices of agricultural products:
Rates of change of the price indices by Member State
Indice UE des prix à la production des produits agricoles:
Taux de variation des indices des prix des Etats membres

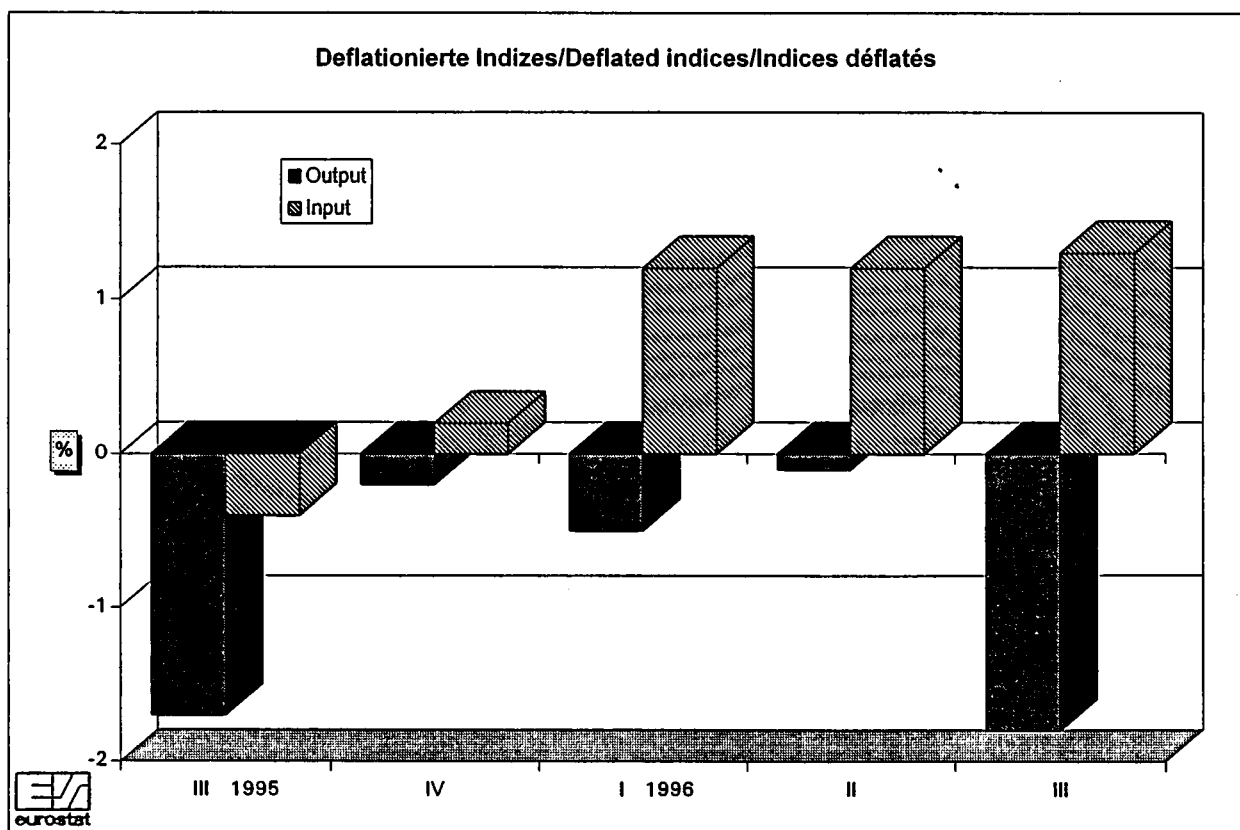
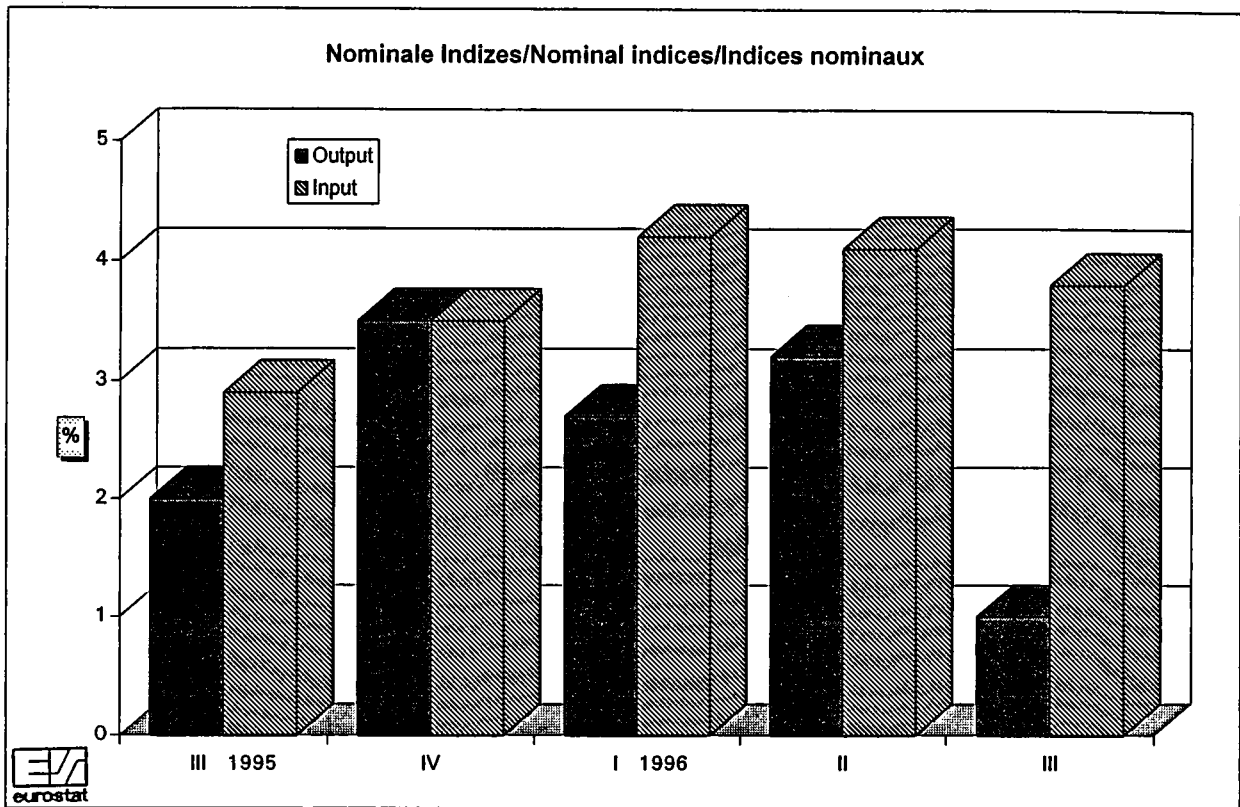



EU-Index der Einkaufspreise landwirtschaftlicher Betriebsmittel:
Veränderungsraten der Preisindizes je Mitgliedstaat
EU Index of purchase prices of the means of agricultural production:
Rates of change of the price indices by Member State
Indice UE des prix d'achat des moyens de production agricole:
Taux de variation des indices des prix des Etats membres



Veränderungsraten der EU-Agrarpreisindizes
 Rates of change of the EU agricultural price indices
 Taux de variation des indices UE des prix agricoles

EUR 15






**Monatliche EU-Indizes der Erzeugerpreise
landwirtschaftlicher Produkte**

**Monthly EU indices of producer prices
of agricultural products**

**Indices UE mensuels des prix à la production
des produits agricoles**



Nominale Indizes

Nominal indices

Indices nominaux

NOMINALE PREISINDIZES / NOMINAL PRICE INDICES / INDICES DES PRIX NOMINAUX

1990 = 100 (ohne MwSt / excluding VAT / TVA exclue)



BELGIQUE / BELGIE

| | | | 1995 | | | | 1996 | | | | | | | | | |
|------|--|--|---|-------|-------|-------|-------|-------|-------|-------|-------|-------|-------|-------|-------|-------|
| | | | sep | oct | nov | dec | jan | feb | mar | apr | mai | jun | jul | aug | sep | |
| 0 | INSGESAMT | TOTAL | TOTAL | 91.8 | 86.8 | 89.1 | 92.0 | 92.5 | 97.8 | 96.6 | 92.3 | 95.9 | 94.7 | 91.4 | 93.0 | 91.5 |
| (0) | INSGESAMT (ohne Obst und Gemüse) | TOTAL (excl. fruit and vegetables) | TOTAL (sans fruits et légumes) | 92.3 | 88.7 | 91.0 | 89.9 | 89.0 | 91.6 | 90.5 | 88.7 | 90.9 | 94.8 | 91.0 | 94.4 | 90.3 |
| 1 | PFLANZLICHE ERZEUGNISSE | CROP PRODUCTS | PRODUITS VEGETAUX | 94.7 | 85.4 | 90.9 | 97.3 | 100.9 | 112.8 | 110.5 | 100.8 | 108.5 | 101.4 | 93.4 | 95.6 | 91.0 |
| (1) | PFLANZLICHE ERZEUGNISSE (ohne Obst und Gemüse) | CROP PRODUCTS (excl. fruit and vegetables) | PRODUITS VEGETAUX (sans fruits et légumes) | 99.1 | 92.5 | 100.7 | 92.8 | 92.6 | 99.0 | 96.4 | 92.4 | 97.8 | 107.4 | 93.5 | 103.4 | 85.8 |
| 11 | Getreide und Reis | Cereals and rice | Céréales et riz | 72.5 | 74.9 | 76.6 | 76.8 | 76.8 | 76.4 | 75.8 | 80.8 | 84.4 | 82.6 | 79.8 | 71.4 | 71.5 |
| 11A | Weichweizen | Soft wheat | Blé tendre | 71.9 | 74.7 | 76.1 | 76.4 | 76.1 | 75.7 | 75.3 | 80.6 | 84.4 | 83.3 | 80.9 | 70.7 | 70.6 |
| 11B | Hartweizen | Durum wheat | Blé dur | - | - | - | - | - | - | - | - | - | - | - | - | - |
| 11C | Futtergerste | Feeding barley | Orge fourragère | 74.3 | 75.5 | 78.1 | 78.2 | 79.1 | 79.0 | 77.5 | 81.5 | 83.9 | 80.2 | 75.7 | 73.9 | 74.3 |
| 11D | Braugerste | Malting barley | Orge de brasserie | - | - | - | - | - | - | - | - | - | - | - | - | - |
| 11E | Hafer | Oats | Avoine | 71.0 | 71.7 | 74.0 | 75.0 | 77.4 | 80.6 | 83.7 | 88.5 | 97.1 | 100.7 | 103.2 | 75.2 | 88.2 |
| 11F | Körnermais | Grain-maize | Maïs-grain | - | - | - | - | - | - | - | - | - | - | - | - | - |
| 11G | Rohreis | Paddy rice | Riz non décortiqué | - | - | - | - | - | - | - | - | - | - | - | - | - |
| 11H | Sonstiges Getreide | Others | Autres | 73.6 | 74.4 | 77.9 | 77.9 | 77.7 | 75.9 | 75.5 | 81.2 | 85.2 | 81.2 | 79.4 | 70.8 | 70.0 |
| 12 | Hackfrüchte | Root crops | Plantes sarclées | 111.5 | 108.5 | 105.3 | 105.1 | 97.3 | 94.0 | 98.7 | 91.1 | 84.3 | 128.2 | 92.3 | 88.0 | 77.2 |
| 12A | Speisekartoffeln | Potatoes for consumption | Pommes de terre de consommation | 122.7 | 118.2 | 109.9 | 109.2 | 88.7 | 79.8 | 87.0 | 72.2 | 54.3 | 170.5 | 75.5 | 63.9 | 35.5 |
| 12A1 | Frühkartoffeln | Early potatoes | Pommes de terre hâtives | - | - | - | - | - | - | - | - | - | 170.5 | 75.5 | - | - |
| 12A2 | Übrige Kartoffeln (Lager) | Main-crop potatoes | Autres pommes de terre | 122.7 | 118.2 | 109.9 | 109.2 | 88.7 | 79.8 | 87.0 | 72.2 | 54.3 | - | - | 63.9 | 35.5 |
| 12B | Zuckerrüben | Sugar beet | Betteraves sucrières | 104.9 | 102.8 | 102.8 | 102.8 | 102.8 | 102.8 | 102.8 | 102.8 | 102.8 | 102.8 | 102.8 | 102.8 | 102.8 |
| 12C | Sonstige Hackfrüchte | Others | Autres | 88.3 | 88.3 | 88.3 | 88.3 | 88.3 | 88.3 | 88.3 | 88.3 | 88.3 | 88.3 | 88.3 | 88.3 | 88.3 |
| 13 | Obst | Fruit | Fruits | 71.6 | 66.6 | 64.3 | 76.1 | 72.4 | 78.1 | 80.7 | 90.2 | 128.4 | 112.8 | 97.3 | 98.6 | 104.1 |
| 13A | Frischobst | Fresh fruit | Fruits frais | 71.6 | 66.6 | 64.3 | 76.1 | 72.4 | 78.1 | 80.7 | 90.2 | 128.4 | 112.8 | 97.3 | 98.6 | 104.1 |
| 13B | Trockenfrüchte | Nuts and dried fruit | Fruits secs | - | - | - | - | - | - | - | - | - | - | - | - | - |
| 13B1 | Nüsse | Nuts | Fruits à coque | - | - | - | - | - | - | - | - | - | - | - | - | - |
| 13B2 | Getrocknetes Obst | Dried fruit | Fruits séchés | - | - | - | - | - | - | - | - | - | - | - | - | - |
| 14 | Frischgemüse | Fresh vegetables | Légumes frais | 95.1 | 79.8 | 83.5 | 111.8 | 123.9 | 147.0 | 143.8 | 118.3 | 119.7 | 87.6 | 91.9 | 81.7 | 95.5 |
| 15 | Weinmost/Wein | Wine must/Wine | Moût/Vin | - | - | - | - | - | - | - | - | - | - | - | - | - |
| 15A | Weinmost | Wine must | Moût | - | - | - | - | - | - | - | - | - | - | - | - | - |
| 15B | Wein | Wine | Vin | - | - | - | - | - | - | - | - | - | - | - | - | - |
| 15B1 | Tafelwein | Table wine | Vin de table | - | - | - | - | - | - | - | - | - | - | - | - | - |
| 15B2 | Qualitätswein | Quality wine | Vin de qualité | - | - | - | - | - | - | - | - | - | - | - | - | - |
| 16 | Oliven und Olivenöl | Olives and olive oil | Olives et huile d'olives | - | - | - | - | - | - | - | - | - | - | - | - | - |
| 17 | Saatgut | Seeds | Semences | 104.0 | 104.0 | 104.0 | 104.0 | 104.0 | 104.0 | 104.0 | 104.0 | 104.0 | 104.0 | 104.0 | 104.0 | 104.0 |
| 18 | Blumen, Zierpflanzen und Baumschulerzeugnisse | Flowers, ornamental plants and tree-nursery products | Fleurs, plantes ornementales et produits de pépinière | 103.6 | 85.4 | 113.2 | 88.1 | 97.1 | 120.7 | 110.6 | 101.4 | 122.6 | 102.0 | 104.1 | 144.8 | 103.9 |
| 19 | Sonstige pflanzliche Erzeugnisse | Other crop products | Autres produits végétaux | 95.2 | 94.5 | 91.7 | 99.3 | 96.1 | 96.8 | 92.2 | 92.2 | 97.4 | 97.2 | 92.3 | 95.6 | 92.8 |
| 19A | Hülsenfrüchte | Pulses | Légumes secs | 55.7 | 55.7 | 55.7 | 55.7 | 55.7 | 55.7 | 55.7 | 55.7 | 55.7 | 55.7 | 55.7 | 55.7 | 55.7 |
| 19B | Ölsaaten | Oilseeds | Graines oléagineuses | 52.1 | 52.1 | 52.1 | 52.1 | 52.1 | 52.1 | 52.1 | 52.1 | 52.1 | 52.1 | 52.1 | 52.1 | 52.1 |
| 19C | Rohtabak | Raw tobacco | Tabac brut | 98.7 | 98.7 | 98.7 | 98.7 | 98.7 | 98.7 | 98.7 | 98.7 | 98.7 | 98.7 | 98.7 | 98.7 | 98.7 |
| 19D | Baumwolle | Cotton | Coton | - | - | - | - | - | - | - | - | - | - | - | - | - |
| 19E | Sonstige | Others | Autres | 104.0 | 103.0 | 99.3 | 109.5 | 105.1 | 106.1 | 99.9 | 99.9 | 106.9 | 106.8 | 100.1 | 104.6 | 100.8 |

NOMINALE PREISINDIZES / NOMINAL PRICE INDICES / INDICES DES PRIX NOMINAUX

1990 = 100 (ohne MwSt. / excluding VAT / TVA exclue)



BELGIQUE / BELGIE

| | | | 1995 | | | | 1996 | | | | | | | | | |
|------|--|------------------------------------|------------------------------------|-------|-------|-------|-------|-------|-------|-------|-------|-------|-------|-------|-------|-------|
| | | | sep | oct | nov | dec | jan | feb | mar | apr | mai | jun | jul | aug | sep | |
| 2 | TIERE UND TIERISCHE ERZEUGNISSE | ANIMALS AND ANIMAL PRODUCTS | ANIMAUX ET PRODUITS ANIMAUX | 90.2 | 87.6 | 88.0 | 89.0 | 87.8 | 89.3 | 88.7 | 87.5 | 88.8 | 90.8 | 90.3 | 91.5 | 91.8 |
| 21 | Tiere (zur Schlachtung und für den Export) | Animals (for slaughter and export) | Animaux (boucherie et exportation) | 87.7 | 83.7 | 82.2 | 82.0 | 81.2 | 82.8 | 84.9 | 86.9 | 89.5 | 93.1 | 92.2 | 93.2 | 91.0 |
| 21A | Kälber | Calves | Veaux | 96.3 | 88.4 | 87.4 | 88.6 | 90.0 | 90.6 | 90.8 | 90.3 | 93.4 | 93.8 | 86.3 | 84.0 | 84.4 |
| 21B | Rinder ohne Kälber | Cattle excluding calves | Bovins sans veaux | 82.2 | 82.6 | 81.2 | 78.7 | 77.7 | 77.9 | 77.9 | 76.5 | 73.8 | 72.0 | 70.1 | 68.9 | 70.0 |
| 21C | Schweine | Pigs | Porcs | 87.9 | 82.8 | 82.1 | 83.8 | 82.2 | 84.5 | 87.4 | 91.5 | 99.6 | 106.1 | 107.7 | 110.0 | 106.5 |
| 21D | Schafe und Lämmer | Sheep and lambs | Moutons et agneaux | 76.1 | 75.5 | 74.7 | 71.8 | 70.6 | 71.9 | 77.2 | 93.4 | 91.6 | 82.6 | 80.1 | 73.2 | 69.9 |
| 21E | Geflügel | Poultry | Volailles | 99.4 | 87.0 | 78.3 | 75.1 | 77.3 | 83.9 | 92.3 | 99.8 | 90.3 | 106.7 | 102.1 | 110.1 | 95.3 |
| 21E1 | Masthähnchen | Chickens | Poulets | 100.2 | 87.5 | 78.5 | 75.5 | 77.4 | 84.0 | 92.8 | 100.9 | 90.9 | 108.0 | 103.6 | 111.5 | 95.7 |
| 21E2 | Sonstiges Geflügel | Other poultry | Autres volailles | 75.9 | 73.7 | 72.1 | 65.0 | 73.2 | 82.3 | 77.3 | 67.2 | 72.9 | 68.9 | 60.2 | 70.8 | 84.1 |
| 21F | Sonstige Tiere | Other animals | Autres animaux | 101.0 | 105.9 | 105.7 | 100.0 | 91.6 | 88.8 | 89.3 | 92.6 | 91.6 | 76.5 | 76.2 | 85.3 | 95.6 |
| 22 | Milch | Milk | Lait | 98.1 | 100.2 | 106.6 | 106.6 | 106.6 | 104.5 | 93.8 | 87.4 | 87.4 | 85.3 | 85.3 | 87.4 | 93.8 |
| 22A | Kuhmilch | Cow's milk | Lait de vache | 98.1 | 100.2 | 106.6 | 106.6 | 106.6 | 104.5 | 93.8 | 87.4 | 87.4 | 85.3 | 85.3 | 87.4 | 93.8 |
| 22B | Sonstige Milch | Other milk | Autres laits | - | - | - | - | - | - | - | - | - | - | - | - | - |
| 23 | Eier | Eggs | Oeufs | 88.0 | 80.9 | 80.7 | 108.2 | 94.0 | 112.4 | 125.6 | 99.4 | 83.3 | 83.6 | 86.3 | 86.0 | 93.9 |
| 24 | Sonstige tierische Erzeugnisse | Other animal products | Autres produits animaux | 100.0 | 100.0 | 100.0 | 100.0 | 100.0 | 100.0 | 100.0 | 100.0 | 100.0 | 100.0 | 100.0 | 100.0 | 100.0 |

NOMINALE PREISINDIZES / NOMINAL PRICE INDICES / INDICES DES PRIX NOMINAUX

1990 = 100 (ohne MwSt / excluding VAT / TVA exclue)



DANMARK

| | | | 1995 | | | | 1996 | | | | | | | | |
|------|--|--|-------|-------|-------|-------|-------|-------|-------|-------|-------|-------|-------|-------|-------|
| | | | sep | oct | nov | dec | jan | feb | mar | apr | mai | jun | jul | aug | sep |
| 0 | INSGESAMT | TOTAL | 84.1 | 82.6 | 83.5 | 84.1 | 83.2 | 84.6 | 85.5 | 86.4 | 88.5 | 93.2 | 91.5 | 88.2 | 87.6 |
| (0) | INSGESAMT (ohne Obst und Gemüse) | TOTAL (excl. fruit and vegetables) | 83.9 | 82.5 | 83.4 | 83.7 | 82.8 | 84.2 | 85.1 | 85.9 | 88.1 | 92.8 | 91.5 | 88.2 | 87.5 |
| 1 | PFLANZLICHE ERZEUGNISSE | CROP PRODUCTS | 83.7 | 82.2 | 85.2 | 86.4 | 84.7 | 86.2 | 87.7 | 88.6 | 93.0 | 99.5 | 93.8 | 83.9 | 81.4 |
| (1) | PFLANZLICHE ERZEUGNISSE (ohne Obst und Gemüse) | CROP PRODUCTS (excl. fruit and vegetables) | 83.1 | 81.8 | 84.9 | 85.4 | 83.6 | 85.2 | 86.6 | 87.3 | 92.1 | 98.6 | 94.1 | 83.7 | 81.0 |
| 11 | Getreide und Reis | Cereals and rice | 79.1 | 83.4 | 85.8 | 88.2 | 87.8 | 88.2 | 88.6 | 89.7 | 94.4 | 90.4 | 88.9 | 73.9 | 74.0 |
| 11A | Weichweizen | Soft wheat | 72.4 | 77.2 | 78.8 | 83.0 | 83.0 | 82.8 | 83.2 | 86.2 | 94.6 | 92.7 | 92.5 | 75.9 | 73.9 |
| 11B | Hartweizen | Durum wheat | - | - | - | - | - | - | - | - | - | - | - | - | - |
| 11C | Futtergerste | Feeding barley | 86.7 | 90.5 | 94.4 | 93.4 | 94.3 | 94.6 | 94.8 | 93.8 | 95.4 | 89.1 | 85.8 | 72.2 | 73.9 |
| 11D | Braugerste | Malting barley | - | - | - | - | - | - | - | - | - | - | - | - | - |
| 11E | Hafer | Oats | 67.7 | 69.3 | 79.1 | 73.7 | 79.6 | 82.3 | 86.5 | 87.5 | 93.9 | 91.4 | 83.2 | 77.2 | 78.6 |
| 11F | Körnermais | Grain-maize | - | - | - | - | - | - | - | - | - | - | - | - | - |
| 11G | Rohreis | Paddy rice | - | - | - | - | - | - | - | - | - | - | - | - | - |
| 11H | Sonstiges Getreide | Others | 71.8 | 76.5 | 72.3 | 88.1 | 74.4 | 79.6 | 81.4 | 83.5 | 85.0 | 84.1 | 87.1 | 72.2 | 73.9 |
| 12 | Hackfrüchte | Root crops | 115.5 | 112.2 | 113.6 | 114.3 | 112.8 | 113.1 | 115.6 | 115.3 | 115.3 | 142.4 | 112.0 | 109.3 | 108.4 |
| 12A | Speisekartoffeln | Potatoes for consumption | 149.5 | 131.4 | 140.9 | 145.7 | 135.2 | 137.1 | 154.2 | 152.3 | 152.3 | 338.0 | 129.5 | 111.4 | 104.7 |
| 12A1 | Frühkartoffeln | Early potatoes | - | - | - | - | - | - | - | - | - | - | - | - | - |
| 12A2 | Übrige Kartoffeln (Lager) | Main-crop potatoes | - | - | - | - | - | - | - | - | - | - | - | - | - |
| 12B | Zuckerrüben | Sugar beet | 116.1 | 114.6 | 114.6 | 114.6 | 114.6 | 114.6 | 114.6 | 114.6 | 114.6 | 114.6 | 114.6 | 114.6 | 114.6 |
| 12C | Sonstige Hackfrüchte | Others | 93.4 | 94.7 | 94.7 | 94.7 | 94.7 | 94.7 | 94.7 | 94.7 | 94.7 | 94.7 | 94.7 | 94.7 | 94.7 |
| 13 | Obst | Fruit | 110.7 | 106.9 | 108.5 | 111.2 | 103.7 | 93.8 | 83.0 | 83.0 | 83.0 | 161.4 | 72.1 | 97.1 | 127.9 |
| 13A | Frischobst | Fresh fruit | 110.7 | 106.9 | 108.5 | 111.2 | 103.7 | 93.8 | 83.0 | 83.0 | 83.0 | 161.4 | 72.1 | 97.1 | 127.9 |
| 13B | Trockenfrüchte | Nuts and dried fruit | - | - | - | - | - | - | - | - | - | - | - | - | - |
| 13B1 | Nüsse | Nuts | - | - | - | - | - | - | - | - | - | - | - | - | - |
| 13B2 | Getrocknetes Obst | Dried fruit | - | - | - | - | - | - | - | - | - | - | - | - | - |
| 14 | Frischgemüse | Fresh vegetables | 89.9 | 82.6 | 81.3 | 106.2 | 111.4 | 117.2 | 127.1 | 133.0 | 129.9 | 100.7 | 93.8 | 82.1 | 74.6 |
| 15 | Weinmost/Wein | Wine must/Wine | - | - | - | - | - | - | - | - | - | - | - | - | - |
| 15A | Weinmost | Wine must | - | - | - | - | - | - | - | - | - | - | - | - | - |
| 15B | Wein | Wine | - | - | - | - | - | - | - | - | - | - | - | - | - |
| 15B1 | Tafelwein | Table wine | - | - | - | - | - | - | - | - | - | - | - | - | - |
| 15B2 | Qualitätswein | Quality wine | - | - | - | - | - | - | - | - | - | - | - | - | - |
| 16 | Oliven und Olivenöl | Olives and olive oil | - | - | - | - | - | - | - | - | - | - | - | - | - |
| 17 | Saatgut | Seeds | 115.5 | 115.5 | 115.5 | 115.5 | 114.5 | 114.5 | 114.5 | 114.5 | 114.5 | 114.5 | 114.5 | 114.5 | 114.5 |
| 18 | Blumen, Zierpflanzen und Baumschulerzeugnisse | Flowers, ornamental plants and tree-nursery products | 105.4 | 88.3 | 98.2 | 94.3 | 90.7 | 97.3 | 103.4 | 103.2 | 114.6 | 144.7 | 138.0 | 120.4 | 105.3 |
| 19 | Sonstige pflanzliche Erzeugnisse | Other crop products | 56.0 | 56.7 | 57.0 | 57.1 | 53.7 | 54.2 | 53.7 | 55.0 | 57.1 | 57.2 | 59.9 | 60.2 | 60.4 |
| 19A | Hülsenfrüchte | Pulses | 64.7 | 64.7 | 64.7 | 64.7 | 58.9 | 56.9 | 56.9 | 56.9 | 56.9 | 56.9 | 58.0 | 58.0 | 58.0 |
| 19B | Ölsaaten | Oilseeds | 43.0 | 44.0 | 44.5 | 44.6 | 46.0 | 46.8 | 46.0 | 48.0 | 51.3 | 51.4 | 51.9 | 52.4 | 52.8 |
| 19C | Rohtabak | Raw tobacco | - | - | - | - | - | - | - | - | - | - | - | - | - |
| 19D | Baumwolle | Cotton | - | - | - | - | - | - | - | - | - | - | - | - | - |
| 19E | Sonstige | Others | 110.1 | 110.1 | 110.1 | 110.1 | 88.9 | 88.9 | 88.9 | 88.9 | 88.9 | 106.3 | 106.3 | 106.3 | 106.3 |

NOMINALE PREISINDIZES / NOMINAL PRICE INDICES / INDICES DES PRIX NOMINAUX

1990 = 100 (ohne MwSt / excluding VAT / TVA exclue)



DANMARK

| | | | 1995 | | | | 1996 | | | | | | | | | |
|------|--|------------------------------------|------------------------------------|------|-------|-------|-------|-------|-------|-------|-------|-------|-------|-------|-------|-------|
| | | | sep | oct | nov | dec | jan | feb | mar | apr | mai | jun | jul | aug | sep | |
| 2 | TIERE UND TIERISCHE ERZEUGNISSE | ANIMALS AND ANIMAL PRODUCTS | ANIMAUX ET PRODUITS ANIMAUX | 84.2 | 82.9 | 82.6 | 82.8 | 82.4 | 83.7 | 84.3 | 85.2 | 86.1 | 89.8 | 90.2 | 90.6 | 91.0 |
| 21 | Tiere (zur Schlachtung und für den Export) | Animals (for slaughter and export) | Animaux (boucherie et exportation) | 79.9 | 77.8 | 78.0 | 78.3 | 77.8 | 79.8 | 80.4 | 82.1 | 83.4 | 89.6 | 90.2 | 90.8 | 91.5 |
| 21A | Kälber | Calves | Veaux | 78.4 | 78.6 | 78.3 | 77.8 | 77.8 | 79.0 | 77.5 | 74.4 | 71.9 | 71.7 | 71.7 | 71.7 | 71.7 |
| 21B | Rinder ohne Kälber | Cattle excluding calves | Bovins sans veaux | 80.2 | 78.9 | 78.9 | 76.9 | 76.2 | 76.7 | 76.3 | 75.8 | 75.8 | 75.3 | 76.2 | 76.4 | 74.7 |
| 21C | Schweine | Pigs | Porcs | 79.6 | 77.2 | 77.4 | 78.5 | 77.9 | 80.6 | 81.5 | 83.9 | 85.6 | 94.2 | 94.7 | 95.4 | 96.7 |
| 21D | Schafe und Lämmer | Sheep and lambs | Moutons et agneaux | 80.9 | 82.1 | 84.6 | 91.7 | 94.1 | 96.2 | 96.8 | 97.4 | 101.3 | 103.6 | 101.8 | 96.8 | 90.6 |
| 21E | Geflügel | Poultry | Volailles | 82.3 | 82.3 | 82.3 | 82.3 | 82.3 | 82.3 | 82.3 | 83.8 | 84.2 | 84.2 | 86.0 | 86.4 | 89.5 |
| 21E1 | Masthähnchen | Chickens | Poulets | 82.3 | 82.3 | 82.3 | 82.3 | 82.3 | 82.3 | 82.3 | 83.8 | 84.2 | 84.2 | 86.0 | 86.4 | 89.5 |
| 21E2 | Sonstiges Geflügel | Other poultry | Autres volailles | 82.3 | 82.3 | 82.3 | 82.3 | 82.3 | 82.3 | 82.3 | 83.8 | 84.2 | 84.2 | 86.0 | 86.4 | 89.5 |
| 21F | Sonstige Tiere | Other animals | Autres animaux | 83.0 | 83.0 | 77.3 | 77.3 | 77.3 | 77.3 | 77.3 | 77.3 | 77.3 | 77.3 | 77.3 | 77.3 | 77.3 |
| 22 | Milch | Milk | Lait | 91.4 | 90.5 | 89.4 | 89.4 | 89.4 | 89.4 | 89.4 | 89.4 | 89.4 | 89.4 | 89.4 | 89.4 | 89.4 |
| 22A | Kuhmilch | Cow's milk | Lait de vache | 91.4 | 90.5 | 89.4 | 89.4 | 89.4 | 89.4 | 89.4 | 89.4 | 89.4 | 89.4 | 89.4 | 89.4 | 89.4 |
| 22B | Sonstige Milch | Other milk | Autres laits | - | - | - | - | - | - | - | - | - | - | - | - | - |
| 23 | Eier | Eggs | Oeufs | 85.8 | 100.4 | 100.4 | 100.4 | 100.5 | 102.5 | 114.8 | 107.2 | 114.8 | 114.8 | 114.8 | 114.8 | 114.8 |
| 24 | Sonstige tierische Erzeugnisse | Other animal products | Autres produits animaux | 80.2 | 78.9 | 78.9 | 76.9 | 76.2 | 76.7 | 76.3 | 75.8 | 75.8 | 75.3 | 76.2 | 76.4 | 74.7 |

NOMINALE PREISINDIZES / NOMINAL PRICE INDICES / INDICES DES PRIX NOMINAUX

1990 = 100 (ohne MwSt / excluding VAT / TVA exclue)



DEUTSCHLAND

| | | 1995 | | | | 1996 | | | | | | | | | | |
|------|--|--|---|-------|-------|-------|-------|-------|-------|-------|-------|-------|-------|-------|-------|-------|
| | | sep | oct | nov | dec | jan | feb | mar | apr | mai | jun | jul | aug | sep | | |
| 0 | INSGESAMT | TOTAL | TOTAL | 90.7 | 89.5 | 89.6 | 90.9 | 93.4 | 93.8 | 94.8 | 94.7 | 96.0 | 95.4 | 96.3 | 94.9 | 93.2 |
| (0) | INSGESAMT (ohne Obst und Gemüse) | TOTAL (excl. fruit and vegetables) | TOTAL (sans fruits et légumes) | 89.9 | 89.2 | 89.8 | 91.1 | 93.5 | 93.7 | 94.3 | 93.5 | 96.0 | 95.9 | 95.9 | 95.0 | 93.6 |
| 1 | PFLANZLICHE ERZEUGNISSE | CROP PRODUCTS | PRODUITS VEGETAUX | 90.7 | 90.9 | 90.4 | 91.2 | 103.1 | 103.6 | 104.9 | 107.2 | 104.8 | 102.9 | 105.3 | 98.6 | 94.6 |
| (1) | PFLANZLICHE ERZEUGNISSE (ohne Obst und Gemüse) | CROP PRODUCTS (excl. fruit and vegetables) | PRODUITS VEGETAUX (sans fruits et légumes) | 87.5 | 90.0 | 91.1 | 92.0 | 105.3 | 104.9 | 104.6 | 105.0 | 106.4 | 106.0 | 105.2 | 99.6 | 96.1 |
| 11 | Getreide und Reis | Cereals and rice | Céréales et riz | 70.9 | 71.8 | 73.9 | 75.8 | 77.9 | 78.7 | 79.3 | 81.4 | 86.8 | 85.2 | 82.6 | 77.1 | 73.8 |
| 11A | Weichweizen | Soft wheat | Blé tendre | 69.1 | 70.6 | 73.0 | 75.4 | 77.7 | 78.7 | 79.6 | 82.1 | 89.8 | 87.6 | 84.9 | 77.4 | 74.0 |
| 11B | Hartweizen | Durum wheat | Blé dur | 67.9 | 69.7 | 70.4 | 70.4 | 72.9 | 72.4 | 72.4 | 72.4 | 73.0 | 72.9 | 72.9 | 72.4 | 67.0 |
| 11C | Futtergerste | Feeding barley | Orge fourragère | 70.1 | 70.8 | 72.0 | 73.7 | 77.1 | 77.4 | 77.9 | 79.9 | 84.4 | 82.3 | 78.8 | 74.5 | 72.8 |
| 11D | Braugerste | Malting barley | Orge de brasserie | 80.7 | 83.0 | 85.7 | 86.5 | 86.7 | 87.3 | 87.3 | 87.2 | 87.2 | 87.0 | 85.0 | 82.2 | 75.4 |
| 11E | Hafer | Oats | Avoine | 68.7 | 69.5 | 71.4 | 73.8 | 76.0 | 77.0 | 78.9 | 81.7 | 86.4 | 87.4 | 86.5 | 82.7 | 77.6 |
| 11F | Körnermais | Grain-maize | Maïs-grain | 84.1 | 73.9 | 76.8 | 77.6 | 77.6 | 77.7 | 77.6 | 80.4 | 85.2 | 84.6 | 82.4 | 82.8 | 81.4 |
| 11G | Rohreis | Paddy rice | Riz non décortiqué | - | - | - | - | - | - | - | - | - | - | - | - | - |
| 11H | Sonstiges Getreide | Others | Autres | 64.7 | 64.1 | 65.1 | 66.7 | 68.6 | 69.6 | 70.3 | 72.7 | 77.3 | 75.8 | 74.7 | 69.4 | 68.5 |
| 12 | Hackfrüchte | Root crops | Plantes sarclées | 104.3 | 105.1 | 105.5 | 103.9 | 149.2 | 148.5 | 148.2 | 148.0 | 145.8 | 147.2 | 148.3 | 134.7 | 123.3 |
| 12A | Speisekartoffeln | Potatoes for consumption | Pommes de terre de consommation | 121.0 | 123.1 | 124.3 | 119.9 | 241.6 | 239.8 | 238.9 | 238.3 | 232.5 | 236.1 | 238.3 | 201.8 | 171.1 |
| 12A1 | Frühkartoffeln | Early potatoes | Pommes de terre hâtives | 121.0 | - | - | - | 121.0 | 121.0 | 121.0 | 121.0 | 121.0 | 124.6 | 126.8 | 90.3 | 59.6 |
| 12A2 | Übrige Kartoffeln (Lager) | Main-crop potatoes | Autres pommes de terre | - | 123.1 | 124.3 | 119.9 | 120.6 | 118.8 | 117.9 | 117.3 | 111.5 | 111.5 | 111.5 | 111.5 | 111.5 |
| 12B | Zuckerrüben | Sugar beet | Betteraves sucrières | 96.6 | 96.6 | 96.6 | 96.6 | 96.6 | 96.6 | 96.6 | 96.6 | 96.6 | 96.6 | 97.1 | 97.1 | 97.1 |
| 12C | Sonstige Hackfrüchte | Others | Autres | 67.5 | 67.5 | 67.5 | 67.5 | 67.5 | 67.5 | 67.5 | 67.5 | 67.5 | 67.5 | 67.8 | 67.8 | 67.8 |
| 13 | Obst | Fruit | Fruits | 113.0 | 102.1 | 86.1 | 84.8 | 90.4 | 93.2 | 97.8 | 102.1 | 100.3 | 89.8 | 107.3 | 104.3 | 86.0 |
| 13A | Frischobst | Fresh fruit | Fruits frais | 113.0 | 102.1 | 86.1 | 84.8 | 90.4 | 93.2 | 97.8 | 102.1 | 100.3 | 89.8 | 107.3 | 104.3 | 86.0 |
| 13B | Trockenfrüchte | Nuts and dried fruit | Fruits secs | - | - | - | - | - | - | - | - | - | - | - | - | - |
| 13B1 | Nüsse | Nuts | Fruits à coque | - | - | - | - | - | - | - | - | - | - | - | - | - |
| 13B2 | Getrocknetes Obst | Dried fruit | Fruits séchés | - | - | - | - | - | - | - | - | - | - | - | - | - |
| 14 | Frischgemüse | Fresh vegetables | Légumes frais | 102.7 | 88.0 | 85.6 | 88.1 | 90.4 | 100.0 | 117.4 | 143.6 | 90.3 | 78.0 | 104.5 | 77.5 | 86.0 |
| 15 | Weinmost/Wein | Wine must/Wine | Moût/Vin | 87.9 | 102.7 | 102.7 | 102.7 | 102.7 | 102.7 | 102.7 | 102.7 | 102.7 | 102.7 | 102.7 | 102.7 | 102.7 |
| 15A | Weinmost | Wine must | Moût | 87.9 | 102.7 | 102.7 | 102.7 | 102.7 | 102.7 | 102.7 | 102.7 | 102.7 | 102.7 | 102.7 | 102.7 | 102.7 |
| 15B | Wein | Wine | Vin | - | - | - | - | - | - | - | - | - | - | - | - | - |
| 15B1 | Tafelwein | Table wine | Vin de table | - | - | - | - | - | - | - | - | - | - | - | - | - |
| 15B2 | Qualitätswein | Quality wine | Vin de qualité | - | - | - | - | - | - | - | - | - | - | - | - | - |
| 16 | Oliven und Olivenöl | Olives and olive oil | Olives et huile d'olives | - | - | - | - | - | - | - | - | - | - | - | - | - |
| 17 | Saatgut | Seeds | Semences | 91.3 | 91.7 | 90.8 | 89.7 | 88.0 | 88.0 | 88.0 | 88.9 | 89.6 | 89.7 | 89.9 | 89.7 | 90.2 |
| 18 | Blumen, Zierpflanzen und Baumschulerzeugnisse | Flowers, ornamental plants and tree-nursery products | Fleurs, plantes ornementales et produits de pépinière | 104.9 | 108.5 | 110.2 | 113.0 | 112.1 | 109.9 | 108.0 | 106.3 | 106.9 | 105.7 | 104.6 | 104.1 | 106.3 |
| 19 | Sonstige pflanzliche Erzeugnisse | Other crop products | Autres produits végétaux | 52.3 | 53.1 | 53.3 | 54.2 | 62.7 | 63.1 | 63.3 | 64.1 | 65.0 | 66.2 | 65.6 | 64.9 | 66.6 |
| 19A | Hülsenfrüchte | Pulses | Légumes secs | 53.1 | 53.1 | 53.1 | 53.1 | 53.1 | 53.1 | 53.1 | 53.1 | 53.1 | 53.1 | 53.1 | 53.1 | 53.1 |
| 19B | Ölsaaten | Oilseeds | Graines oléagineuses | 39.9 | 41.0 | 41.1 | 42.5 | 42.6 | 43.3 | 42.8 | 44.3 | 46.1 | 48.7 | 48.5 | 46.9 | 47.9 |
| 19C | Rohtabak | Raw tobacco | Tabac brut | 96.5 | 96.5 | 96.5 | 96.5 | 96.0 | 96.0 | 96.0 | 96.9 | 96.9 | 96.9 | 96.9 | 96.9 | 96.9 |
| 19D | Baumwolle | Cotton | Coton | - | - | - | - | - | - | - | - | - | - | - | - | - |
| 19E | Sonstige | Others | Autres | 61.1 | 61.7 | 62.1 | 62.6 | 82.3 | 82.6 | 83.7 | 83.7 | 83.7 | 83.7 | 82.4 | 82.5 | 85.4 |

NOMINALE PREISINDIZES / NOMINAL PRICE INDICES / INDICES DES PRIX NOMINAUX

1990 = 100 (ohne MwSt / excluding VAT / TVA exclue)



DEUTSCHLAND

| | | | 1995 | | | | 1996 | | | | | | | | | |
|------|--|------------------------------------|------------------------------------|------|-------|-------|-------|-------|-------|-------|-------|-------|-------|-------|-------|-------|
| | | | sep | oct | nov | dec | jan | feb | mar | apr | mai | jun | jul | aug | sep | |
| 2 | TIERE UND TIERISCHE ERZEUGNISSE | ANIMALS AND ANIMAL PRODUCTS | ANIMAUX ET PRODUITS ANIMAUX | 90.7 | 88.9 | 89.3 | 90.8 | 89.6 | 89.9 | 90.8 | 89.7 | 92.5 | 92.4 | 92.8 | 93.5 | 92.7 |
| 21 | Tiere (zur Schlachtung und für den Export) | Animals (for slaughter and export) | Animaux (boucherie et exportation) | 88.7 | 84.1 | 84.5 | 86.4 | 85.9 | 86.5 | 88.8 | 88.8 | 95.1 | 95.1 | 95.0 | 95.4 | 93.3 |
| 21A | Kälber | Calves | Veaux | 83.3 | 78.6 | 77.8 | 78.7 | 75.2 | 77.1 | 78.1 | 73.5 | 77.3 | 74.6 | 68.8 | 66.1 | 64.8 |
| 21B | Rinder ohne Kälber | Cattle excluding calves | Bovins sans veaux | 85.4 | 84.1 | 83.3 | 83.3 | 84.1 | 84.0 | 83.7 | 79.1 | 77.3 | 75.2 | 74.6 | 74.5 | 75.3 |
| 21C | Schweine | Pigs | Porcs | 92.3 | 84.7 | 86.4 | 90.3 | 89.0 | 90.0 | 94.7 | 98.7 | 112.2 | 114.2 | 115.7 | 117.0 | 112.2 |
| 21D | Schafe und Lämmer | Sheep and lambs | Moutons et agneaux | 91.4 | 94.9 | 96.8 | 100.3 | 102.6 | 102.6 | 114.2 | 129.8 | 133.7 | 133.7 | 109.0 | 99.3 | 108.1 |
| 21E | Geflügel | Poultry | Volailles | 86.2 | 86.1 | 86.2 | 85.8 | 85.0 | 84.1 | 84.9 | 85.7 | 86.1 | 85.3 | 85.6 | 86.2 | 87.7 |
| 21E1 | Masthähnchen | Chickens | Poulets | 81.7 | 81.6 | 80.9 | 80.5 | 80.5 | 79.5 | 79.6 | 80.3 | 80.8 | 80.8 | 81.1 | 81.5 | 81.5 |
| 21E2 | Sonstiges Geflügel | Other poultry | Autres volailles | 91.5 | 91.3 | 92.4 | 92.0 | 90.3 | 89.8 | 91.2 | 92.0 | 92.4 | 90.7 | 90.9 | 91.8 | 95.0 |
| 21F | Sonstige Tiere | Other animals | Autres animaux | - | - | - | - | - | - | - | - | - | - | - | - | - |
| 22 | Milch | Milk | Lait | 92.5 | 94.2 | 94.4 | 94.1 | 92.5 | 91.0 | 89.0 | 88.0 | 87.7 | 87.6 | 88.1 | 88.9 | 89.7 |
| 22A | Kuhmilch | Cow's milk | Lait de vache | 92.5 | 94.2 | 94.4 | 94.1 | 92.5 | 91.0 | 89.0 | 88.0 | 87.7 | 87.6 | 88.1 | 88.9 | 89.7 |
| 22B | Sonstige Milch | Other milk | Autres laits | - | - | - | - | - | - | - | - | - | - | - | - | - |
| 23 | Eier | Eggs | Oeufs | 99.8 | 102.8 | 104.5 | 116.3 | 109.0 | 121.8 | 129.6 | 114.7 | 99.9 | 101.2 | 104.2 | 107.2 | 109.5 |
| 24 | Sonstige tierische Erzeugnisse | Other animal products | Autres produits animaux | 93.2 | 93.2 | 93.2 | 93.2 | 93.2 | 93.2 | 93.2 | 93.2 | 93.2 | 93.2 | 93.2 | 100.5 | 100.5 |

NOMINALE PREISINDIZES / NOMINAL PRICE INDICES / INDICES DES PRIX NOMINAUX

1990 = 100 (ohne MwSt / excluding VAT / TVA exclue)



ELLADA

| | | | 1995 | 1995 | 1995 | 1995 | 1995 | 1996 | 1996 | 1996 | 1996 | 1996 | 1996 | 1996 | 1996 | 1996 |
|------|--|--|---|-------|-------|-------|-------|-------|-------|-------|-------|-------|-------|-------|-------|-------|
| | | | sep | oct | nov | dec | jan | feb | mar | apr | mal | jun | jul | aug | sep | |
| 0 | INSGESAMT | TOTAL | TOTAL | 167.5 | 170.9 | 169.8 | 170.4 | 169.1 | 169.9 | 177.4 | 181.9 | 191.4 | 182.1 | 175.1 | 174.7 | 175.2 |
| (0) | INSGESAMT (ohne Obst und Gemüse) | TOTAL (excl. fruit and vegetables) | TOTAL (sans fruits et légumes) | 163.5 | 164.1 | 163.6 | 164.2 | 163.5 | 162.8 | 164.0 | 163.4 | 163.4 | 164.8 | 167.9 | 168.8 | 168.7 |
| 1 | PFLANZLICHE ERZEUGNISSE | CROP PRODUCTS | PRODUITS VEGETAUX | 170.7 | 174.9 | 173.7 | 174.2 | 174.2 | 177.2 | 187.3 | 192.1 | 205.5 | 191.3 | 181.0 | 179.7 | 180.3 |
| (1) | PFLANZLICHE ERZEUGNISSE (ohne Obst und Gemüse) | CROP PRODUCTS (excl. fruit and vegetables) | PRODUITS VEGETAUX (sans fruits et légumes) | 165.8 | 166.0 | 165.7 | 166.2 | 167.9 | 170.0 | 170.9 | 167.7 | 167.7 | 168.2 | 172.6 | 173.0 | 172.5 |
| 11 | Getreide und Reis | Cereals and rice | Céréales et riz | 130.7 | 131.7 | 131.8 | 132.1 | 132.2 | 132.3 | 132.4 | 132.4 | 132.5 | 132.6 | 131.5 | 133.4 | 132.8 |
| 11A | Weichweizen | Soft wheat | Blé tendre | 133.8 | 134.4 | 135.0 | 134.7 | 134.7 | 134.7 | 134.7 | 134.7 | 134.7 | 134.7 | 130.7 | 132.1 | 131.8 |
| 11B | Hartweizen | Durum wheat | Blé dur | 121.5 | 121.6 | 121.6 | 121.4 | 121.4 | 121.4 | 121.4 | 121.4 | 121.4 | 121.4 | 120.7 | 124.9 | 125.0 |
| 11C | Futtergerste | Feeding barley | Orge fourragère | 126.0 | 126.7 | 128.9 | 129.6 | 129.6 | 129.6 | 129.6 | 129.6 | 129.6 | 129.6 | 127.3 | 126.7 | 127.5 |
| 11D | Braugerste | Malting barley | Orge de brasserie | 145.0 | 145.0 | 145.0 | 145.0 | 145.1 | 145.1 | 145.1 | 145.1 | 145.1 | 145.1 | 145.1 | 145.1 | 145.1 |
| 11E | Hafer | Oats | Avoine | 140.7 | 139.4 | 142.0 | 144.7 | 144.7 | 144.7 | 144.7 | 144.7 | 144.7 | 144.7 | 141.7 | 143.4 | 137.8 |
| 11F | Körnermais | Grain-maize | Maïs-grain | 138.8 | 141.3 | 141.4 | 141.8 | 141.8 | 141.8 | 141.8 | 141.8 | 141.8 | 141.8 | 141.8 | 141.8 | 139.9 |
| 11G | Rohreis | Paddy rice | Riz non décortiqué | 142.0 | 142.5 | 139.6 | 143.9 | 147.4 | 150.7 | 152.1 | 154.0 | 156.0 | 159.0 | 159.0 | 159.0 | 159.0 |
| 11H | Sonstiges Getreide | Others | Autres | - | - | - | - | - | - | - | - | - | - | - | - | - |
| 12 | Hackfrüchte | Root crops | Plantes sarclées | 187.4 | 184.0 | 190.0 | 185.7 | 208.1 | 192.5 | 221.5 | 179.9 | 172.2 | 191.4 | 241.5 | 233.2 | 218.4 |
| 12A | Speisekartoffeln | Potatoes for consumption | Pommes de terre de consommation | 194.5 | 189.2 | 198.0 | 190.5 | 225.7 | 201.2 | 246.8 | 181.4 | 169.3 | 199.4 | 278.2 | 255.3 | 232.6 |
| 12A1 | Frühkartoffeln | Early potatoes | Pommes de terre hâtives | - | - | - | - | - | - | - | - | - | - | - | - | - |
| 12A2 | Übrige Kartoffeln (Lager) | Main-crop potatoes | Autres pommes de terre | - | - | - | - | - | - | - | - | - | - | - | - | - |
| 12B | Zuckerrüben | Sugar beet | Betteraves sucrières | 174.9 | 175.0 | 176.0 | 177.3 | 177.3 | 177.3 | 177.3 | 177.3 | 177.3 | 177.3 | 177.3 | 194.6 | 193.5 |
| 12C | Sonstige Hackfrüchte | Others | Autres | - | - | - | - | - | - | - | - | - | - | - | - | - |
| 13 | Obst | Fruit | Fruits | 181.3 | 187.8 | 183.0 | 186.4 | 175.5 | 185.9 | 196.0 | 214.1 | 227.6 | 224.1 | 200.7 | 201.2 | 198.3 |
| 13A | Frischobst | Fresh fruit | Fruits frais | 184.4 | 192.2 | 184.1 | 188.6 | 173.4 | 188.0 | 202.1 | 227.4 | 246.3 | 241.4 | 208.7 | 209.3 | 203.6 |
| 13B | Trockenfrüchte | Nuts and dried fruit | Fruits secs | 173.5 | 176.8 | 180.4 | 180.7 | 180.7 | 180.7 | 180.7 | 180.7 | 180.7 | 180.7 | 180.7 | 180.7 | 184.9 |
| 13B1 | Nüsse | Nuts | Fruits à coque | 181.1 | 186.6 | 188.1 | 189.3 | 189.3 | 189.3 | 189.3 | 189.3 | 189.3 | 189.3 | 189.3 | 189.3 | 199.8 |
| 13B2 | Getrocknetes Obst | Dried fruit | Fruits séchés | 166.8 | 168.3 | 173.6 | 173.2 | 173.2 | 173.2 | 173.2 | 173.2 | 173.2 | 173.2 | 173.2 | 173.2 | 172.0 |
| 14 | Frischgemüse | Fresh vegetables | Légumes frais | 176.0 | 191.6 | 190.7 | 188.5 | 194.0 | 192.4 | 233.1 | 251.6 | 309.8 | 235.1 | 188.9 | 180.3 | 187.9 |
| 15 | Weinmost/Wein | Wine must/Wine | Moût/Vin | 161.5 | 173.7 | 173.7 | 173.7 | 173.7 | 173.7 | 173.7 | 173.7 | 173.7 | 173.7 | 173.7 | 173.7 | 181.3 |
| 15A | Weinmost | Wine must | Moût | 158.0 | 173.1 | 173.1 | 173.1 | 173.1 | 173.1 | 173.1 | 173.1 | 173.1 | 173.1 | 173.1 | 173.1 | 182.5 |
| 15B | Wein | Wine | Vin | 176.4 | 176.4 | 176.4 | 176.4 | 176.4 | 176.4 | 176.4 | 176.4 | 176.4 | 176.4 | 176.4 | 176.4 | 176.4 |
| 15B1 | Tafelwein | Table wine | Vin de table | - | - | - | - | - | - | - | - | - | - | - | - | - |
| 15B2 | Qualitätswein | Quality wine | Vin de qualité | - | - | - | - | - | - | - | - | - | - | - | - | - |
| 16 | Oliven und Olivenöl | Olives and olive oil | Olives et huile d'olives | 187.6 | 185.8 | 178.6 | 186.3 | 185.6 | 195.4 | 189.7 | 191.1 | 193.9 | 195.5 | 195.2 | 195.6 | 196.0 |
| 17 | Saatgut | Seeds | Semences | 127.2 | 131.7 | 135.0 | 135.1 | 135.1 | 135.1 | 135.1 | 135.1 | 135.1 | 135.1 | 134.8 | 133.9 | 132.4 |
| 18 | Blumen, Zierpflanzen und Baumschulerzeugnisse | Flowers, ornamental plants and tree-nursery products | Fleurs, plantes ornementales et produits de pépinière | 260.0 | 250.5 | 275.6 | 233.5 | 235.5 | 250.9 | 250.8 | 242.6 | 246.9 | 207.9 | 206.5 | 217.3 | 221.2 |
| 19 | Sonstige pflanzliche Erzeugnisse | Other crop products | Autres produits végétaux | 160.4 | 160.9 | 161.8 | 161.6 | 161.6 | 162.6 | 162.8 | 162.9 | 162.2 | 161.1 | 162.7 | 163.5 | 164.0 |
| 19A | Hülsenfrüchte | Pulses | Légumes secs | 161.7 | 168.0 | 167.8 | 171.3 | 171.3 | 171.3 | 171.3 | 171.3 | 171.3 | 171.3 | 171.5 | 174.7 | 176.2 |
| 19B | Ölsaaten | Oilseeds | Graines oléagineuses | 111.8 | 112.7 | 112.7 | 112.7 | 112.7 | 112.7 | 112.1 | 113.3 | 113.3 | 113.3 | 113.3 | 113.3 | 113.3 |
| 19C | Rohtabak | Raw tobacco | Tabac brut | 141.6 | 141.6 | 141.6 | 141.6 | 141.6 | 141.6 | 141.6 | 141.6 | 141.6 | 141.6 | 141.6 | 141.6 | 141.6 |
| 19D | Baumwolle | Cotton | Coton | 173.0 | 173.0 | 173.0 | 173.0 | 173.0 | 173.0 | 173.0 | 173.0 | 173.0 | 173.0 | 173.0 | 173.0 | 173.0 |
| 19E | Sonstige | Others | Autres | 167.2 | 169.5 | 181.1 | 176.9 | 176.1 | 188.1 | 190.5 | 191.2 | 183.7 | 170.1 | 189.0 | 196.9 | 202.8 |

NOMINALE PREISINDIZES / NOMINAL PRICE INDICES / INDICES DES PRIX NOMINAUX

1990 = 100 (ohne MwSt / excluding VAT / TVA exclue)



ELLADA

| | | | 1995 | | | | | 1996 | | | | | | | | |
|------|--|------------------------------------|------------------------------------|-------|-------|-------|-------|-------|-------|-------|-------|-------|-------|-------|-------|-------|
| | | | sep | oct | nov | dec | jan | feb | mar | apr | mai | jun | jul | aug | sep | |
| 2 | TIERE UND TIERISCHE ERZEUGNISSE | ANIMALS AND ANIMAL PRODUCTS | ANIMAUX ET PRODUITS ANIMAUX | 159.8 | 161.1 | 160.2 | 161.3 | 156.7 | 152.0 | 153.3 | 156.8 | 156.8 | 159.5 | 160.8 | 162.4 | 162.9 |
| 21 | Tiere (zur Schlachtung und für den Export) | Animals (for slaughter and export) | Animaux (boucherie et exportation) | 151.4 | 152.4 | 149.7 | 150.9 | 148.1 | 146.5 | 149.2 | 155.4 | 155.5 | 161.3 | 164.0 | 166.7 | 166.2 |
| 21A | Kälber | Calves | Veaux | 159.2 | 158.9 | 160.6 | 161.4 | 161.4 | 162.9 | 162.7 | 161.8 | 163.5 | 163.8 | 166.0 | 163.4 | 163.1 |
| 21B | Rinder ohne Kälber | Cattle excluding calves | Bovins sans veaux | 152.3 | 150.8 | 151.2 | 152.5 | 154.6 | 158.1 | 154.1 | 149.3 | 153.7 | 151.7 | 150.5 | 151.9 | 155.1 |
| 21C | Schweine | Pigs | Porcs | 146.5 | 146.3 | 146.7 | 148.6 | 153.5 | 146.2 | 149.3 | 150.0 | 160.9 | 172.6 | 174.0 | 175.8 | 173.7 |
| 21D | Schafe und Lämmer | Sheep and lambs | Moutons et agneaux | 159.6 | 158.8 | 150.5 | 150.4 | 146.2 | 145.0 | 150.6 | 167.0 | 157.7 | 165.5 | 171.7 | 176.9 | 180.6 |
| 21E | Geflügel | Poultry | Volailles | 141.0 | 141.8 | 140.3 | 141.9 | 139.7 | 139.9 | 140.0 | 139.5 | 140.1 | 141.4 | 142.3 | 142.9 | 142.4 |
| 21E1 | Masthähnchen | Chickens | Poulets | 141.0 | 141.8 | 140.3 | 141.9 | 139.7 | 139.9 | 140.0 | 139.5 | 140.1 | 141.4 | 142.3 | 142.9 | 142.4 |
| 21E2 | Sonstiges Geflügel | Other poultry | Autres volailles | - | - | - | - | - | - | - | - | - | - | - | - | - |
| 21F | Sonstige Tiere | Other animals | Autres animaux | 148.5 | 156.9 | 152.0 | 155.0 | 139.4 | 138.4 | 143.2 | 157.5 | 155.6 | 162.3 | 164.1 | 169.1 | 166.3 |
| 22 | Milch | Milk | Lait | 174.5 | 175.2 | 175.2 | 175.4 | 166.0 | 155.1 | 153.7 | 153.6 | 153.4 | 152.1 | 152.3 | 152.3 | 152.1 |
| 22A | Kuhmilch | Cow's milk | Lait de vache | 167.3 | 170.5 | 170.2 | 171.2 | 163.3 | 162.0 | 161.4 | 161.2 | 162.1 | 162.1 | 162.6 | 162.9 | 161.9 |
| 22B | Sonstige Milch | Other milk | Autres laits | 176.6 | 176.6 | 176.6 | 176.6 | 166.8 | 153.1 | 151.5 | 151.4 | 150.8 | 149.2 | 149.3 | 149.3 | 149.3 |
| 23 | Eier | Eggs | Oeufs | 156.5 | 159.1 | 167.4 | 170.3 | 170.4 | 167.5 | 170.8 | 173.1 | 173.4 | 176.7 | 173.2 | 174.8 | 183.6 |
| 24 | Sonstige tierische Erzeugnisse | Other animal products | Autres produits animaux | 156.0 | 161.2 | 160.3 | 161.8 | 164.6 | 166.4 | 167.7 | 168.4 | 168.0 | 164.3 | 165.6 | 166.4 | 168.5 |

NOMINALE PREISINDIZES / NOMINAL PRICE INDICES / INDICES DES PRIX NOMINAUX

1990 = 100 (ohne MwSt / excluding VAT / TVA exclue)



ESPAÑA

| | | | 1995 | | 1996 | | | | | | | | | | | |
|------|--|--|---|-------|-------|-------|-------|-------|-------|-------|-------|-------|-------|-------|-------|-------|
| | | | sep | oct | nov | dec | jan | feb | mar | apr | mai | jun | jul | aug | sep | |
| 0 | INSGESAMT | TOTAL | TOTAL | 114.3 | 120.4 | 125.1 | 131.5 | 127.8 | 133.4 | 142.2 | 130.8 | 124.4 | 117.1 | 112.9 | 109.7 | 111.8 |
| (0) | INSGESAMT (ohne Obst und Gemüse) | TOTAL (excl. fruit and vegetables) | TOTAL (sans fruits et légumes) | 121.2 | 121.8 | 122.5 | 124.3 | 125.2 | 126.2 | 127.8 | 128.5 | 128.2 | 123.3 | 123.2 | 126.3 | 124.3 |
| 1 | PFLANZLICHE ERZEUGNISSE | CROP PRODUCTS | PRODUITS VEGETAUX | 116.5 | 126.4 | 132.6 | 142.9 | 138.0 | 146.2 | 160.9 | 141.0 | 128.9 | 116.8 | 108.9 | 103.0 | 107.3 |
| (1) | PFLANZLICHE ERZEUGNISSE (ohne Obst und Gemüse) | CROP PRODUCTS (excl. fruit and vegetables) | PRODUITS VEGETAUX (sans fruits et légumes) | 132.8 | 134.4 | 133.1 | 136.8 | 140.9 | 141.1 | 145.3 | 144.3 | 140.4 | 129.5 | 127.2 | 132.9 | 130.0 |
| 11 | Getreide und Reis | Cereals and rice | Céréales et riz | 113.4 | 112.1 | 113.3 | 114.5 | 114.1 | 113.6 | 111.8 | 109.6 | 107.2 | 105.2 | 104.4 | 102.2 | 100.2 |
| 11A | Weichweizen | Soft wheat | Blé tendre | 111.7 | 111.7 | 112.9 | 113.4 | 109.6 | 109.9 | 107.9 | 105.4 | 103.2 | 101.0 | 100.5 | 97.5 | 96.3 |
| 11B | Hartweizen | Durum wheat | Blé dur | 99.9 | 97.4 | 97.6 | 94.6 | 93.0 | 94.8 | 95.6 | 93.7 | 93.7 | 93.7 | 93.7 | 93.7 | 93.7 |
| 11C | Futtergerste | Feeding barley | Orge fourragère | 113.1 | 116.0 | 116.9 | 119.9 | 119.6 | 117.1 | 115.3 | 111.8 | 111.8 | 111.8 | 111.8 | 111.8 | 111.8 |
| 11D | Braugerste | Malting barley | Orge de brasserie | 111.3 | 112.9 | 114.9 | 117.6 | 118.7 | 117.0 | 114.6 | 109.9 | 102.6 | 95.6 | 91.3 | 91.0 | 93.0 |
| 11E | Hafer | Oats | Avoine | 123.1 | 122.9 | 124.7 | 125.7 | 124.0 | 119.3 | 115.2 | 113.3 | 113.3 | 109.8 | 107.1 | 109.6 | 107.8 |
| 11F | Körnermais | Grain-maize | Maïs-grain | 113.0 | 99.8 | 103.0 | 103.0 | 104.5 | 104.4 | 102.6 | 104.7 | 105.8 | 108.5 | 110.7 | 103.3 | 99.2 |
| 11G | Rohreis | Paddy rice | Riz non décortiqué | 146.5 | 153.0 | 143.6 | 144.5 | 148.2 | 153.1 | 154.7 | 153.9 | 155.1 | 159.8 | 160.9 | 160.9 | 132.9 |
| 11H | Sonstiges Getreide | Others | Autres | 117.4 | 112.3 | 115.0 | 117.8 | 115.4 | 113.9 | 112.5 | 111.6 | 111.6 | 98.6 | 109.1 | 109.2 | 102.3 |
| 12 | Hackfrüchte | Root crops | Plantes sarclées | 101.1 | 93.4 | 90.6 | 94.4 | 95.0 | 99.6 | 122.6 | 155.0 | 156.8 | 99.8 | 95.7 | 103.5 | 94.2 |
| 12A | Speisekartoffeln | Potatoes for consumption | Pommes de terre de consommation | 98.9 | 84.7 | 79.5 | 83.6 | 85.9 | 86.3 | 124.3 | 177.9 | 181.0 | 89.7 | 80.9 | 94.8 | 85.8 |
| 12A1 | Frühkartoffeln | Early potatoes | Pommes de terre hâtives | - | - | - | - | - | - | - | - | - | - | - | - | - |
| 12A2 | Übrige Kartoffeln (Lager) | Main-crop potatoes | Autres pommes de terre | 98.9 | 84.7 | 79.5 | 83.6 | 85.9 | 86.3 | 124.3 | 177.9 | 181.0 | 89.7 | 80.9 | 94.8 | 85.8 |
| 12B | Zuckerrüben | Sugar beet | Betteraves sucrières | 104.4 | 106.8 | 107.6 | 110.8 | 108.8 | 120.0 | 120.0 | 120.0 | 120.0 | 115.1 | 118.4 | 116.7 | 106.9 |
| 12C | Sonstige Hackfrüchte | Others | Autres | - | - | - | - | - | - | - | - | - | - | - | - | - |
| 13 | Obst | Fruit | Fruits | 107.9 | 140.0 | 167.4 | 189.4 | 154.8 | 138.7 | 172.3 | 127.8 | 136.1 | 116.8 | 102.5 | 63.6 | 93.0 |
| 13A | Frischobst | Fresh fruit | Fruits frais | 107.8 | 140.0 | 167.4 | 189.4 | 154.8 | 138.7 | 172.3 | 127.8 | 136.1 | 116.8 | 102.5 | 63.6 | 93.0 |
| 13B | Trockenfrüchte | Nuts and dried fruit | Fruits secs | 282.3 | 183.0 | 168.3 | 152.6 | 136.2 | 127.0 | 119.6 | 120.7 | 148.4 | 128.9 | 341.9 | 282.7 | 278.4 |
| 13B1 | Nüsse | Nuts | Fruits à coque | 282.3 | 231.1 | 182.9 | 151.6 | 136.2 | 127.0 | 119.6 | 120.7 | 148.4 | 128.9 | 341.9 | 282.7 | 278.4 |
| 13B2 | Getrocknetes Obst | Dried fruit | Fruits séchés | 155.9 | 155.7 | 155.9 | 155.9 | 155.9 | 155.9 | 155.9 | 155.9 | 155.9 | 155.9 | 155.9 | 155.9 | 155.9 |
| 14 | Frischgemüse | Fresh vegetables | Légumes frais | 88.3 | 101.4 | 109.5 | 126.0 | 121.3 | 161.6 | 185.8 | 142.7 | 100.4 | 90.6 | 75.1 | 66.5 | 69.4 |
| 15 | Weinmost/Wein | Wine must/Wine | Moût/Vin | 176.0 | 185.9 | 181.5 | 193.0 | 192.8 | 191.4 | 217.0 | 201.2 | 174.6 | 168.9 | 160.5 | 193.1 | 168.2 |
| 15A | Weinmost | Wine must | Moût | 182.3 | 178.7 | 172.1 | 175.2 | 193.9 | 185.8 | 179.1 | 171.7 | 173.0 | 174.4 | 174.1 | 174.4 | 151.2 |
| 15B | Wein | Wine | Vin | 175.7 | 186.3 | 182.0 | 193.9 | 192.7 | 191.7 | 219.0 | 202.7 | 174.7 | 168.6 | 159.8 | 194.1 | 169.1 |
| 15B1 | Tafelwein | Table wine | Vin de table | - | - | - | - | - | - | - | - | - | - | - | - | - |
| 15B2 | Qualitätswein | Quality wine | Vin de qualité | - | - | - | - | - | - | - | - | - | - | - | - | - |
| 16 | Oliven und Olivenöl | Olives and olive oil | Olives et huile d'olives | 206.2 | 206.2 | 207.8 | 218.8 | 250.1 | 240.2 | 233.6 | 230.9 | 233.7 | 227.2 | 226.3 | 230.4 | 237.4 |
| 17 | Saatgut | Seeds | Semences | 109.8 | 110.9 | 103.1 | 103.1 | 103.1 | 103.1 | 103.1 | 103.1 | 103.1 | 103.1 | 103.1 | 97.6 | 97.6 |
| 18 | Blumen, Zierpflanzen und Baumschulerzeugnisse | Flowers, ornamental plants and tree-nursery products | Fleurs, plantes ornementales et produits de pépinière | 104.9 | 125.5 | 94.8 | 85.6 | 85.1 | 131.0 | 120.0 | 96.5 | 102.6 | 89.9 | 93.8 | 102.8 | 108.0 |
| 19 | Sonstige pflanzliche Erzeugnisse | Other crop products | Autres produits végétaux | 103.1 | 107.3 | 110.7 | 110.0 | 106.4 | 102.7 | 101.5 | 97.6 | 96.1 | 92.9 | 91.2 | 90.4 | 98.8 |
| 19A | Hülsenfrüchte | Pulses | Légumes secs | 138.4 | 150.0 | 155.8 | 165.1 | 151.3 | 144.6 | 154.2 | 151.4 | 149.7 | 123.2 | 142.7 | 108.4 | 120.6 |
| 19B | Ölsaaten | Oilseeds | Graines oléagineuses | 66.5 | 63.5 | 64.0 | 62.9 | 62.9 | 62.9 | 62.9 | 62.9 | 62.9 | 62.9 | 62.9 | 55.5 | 54.2 |
| 19C | Rohtabak | Raw tobacco | Tabac brut | 98.8 | 125.5 | 125.7 | 126.7 | 122.3 | 118.8 | 107.1 | 107.1 | 107.1 | 107.1 | 107.1 | 107.1 | 107.1 |
| 19D | Baumwolle | Cotton | Colton | 159.2 | 167.2 | 170.3 | 156.8 | 141.0 | 125.2 | 125.2 | 125.2 | 125.2 | 125.2 | 125.2 | 125.2 | 166.1 |
| 19E | Sonstige | Others | Autres | 116.3 | 117.2 | 126.3 | 131.0 | 132.9 | 131.8 | 129.7 | 115.0 | 109.4 | 104.3 | 103.6 | 112.5 | 117.1 |

NOMINALE PREISINDIZES / NOMINAL PRICE INDICES / INDICES DES PRIX NOMINAUX

1990 = 100 (ohne MwSt / excluding VAT / TVA exclue)



ESPAÑA

| | | | | 1995 | | | | | | 1996 | | | | | | |
|------|--|------------------------------------|------------------------------------|-------|-------|-------|-------|-------|-------|-------|-------|-------|-------|-------|-------|-------|
| | | | | sep | oct | nov | dec | jan | feb | mar | apr | mai | jun | jul | aug | sep |
| 2 | TIERE UND TIERISCHE ERZEUGNISSE | ANIMALS AND ANIMAL PRODUCTS | ANIMAUX ET PRODUITS ANIMAUX | 110.6 | 110.5 | 113.0 | 113.1 | 111.1 | 112.7 | 112.0 | 114.2 | 117.1 | 117.7 | 119.5 | 120.4 | 119.1 |
| 21 | Tiere (zur Schlachtung und für den Export) | Animals (for slaughter and export) | Animaux (boucherie et exportation) | 109.8 | 109.4 | 112.1 | 112.0 | 108.9 | 110.2 | 107.8 | 111.9 | 118.1 | 119.1 | 121.5 | 122.9 | 121.1 |
| 21A | Kälber | Calves | Veaux | 110.1 | 108.4 | 108.7 | 108.3 | 108.8 | 106.4 | 104.1 | 100.5 | 99.0 | 92.8 | 90.9 | 94.3 | 96.1 |
| 21B | Rinder ohne Kälber | Cattle excluding calves | Bovins sans veaux | 115.4 | 114.1 | 113.9 | 115.2 | 115.0 | 115.1 | 111.9 | 104.6 | 102.8 | 97.6 | 99.9 | 100.6 | 101.6 |
| 21C | Schweine | Pigs | Porcs | 106.2 | 107.6 | 112.4 | 114.2 | 110.7 | 113.9 | 113.0 | 119.0 | 130.0 | 141.4 | 145.4 | 142.6 | 133.8 |
| 21D | Schafe und Lämmer | Sheep and lambs | Moutons et agneaux | 121.8 | 122.0 | 121.3 | 124.0 | 114.2 | 110.8 | 105.1 | 115.2 | 119.2 | 119.5 | 128.2 | 133.6 | 145.0 |
| 21E | Geflügel | Poultry | Volailles | 106.1 | 101.5 | 108.8 | 100.0 | 98.1 | 103.5 | 99.0 | 113.5 | 125.5 | 114.7 | 111.4 | 119.1 | 117.5 |
| 21E1 | Masthähnchen | Chickens | Poulets | 109.3 | 103.1 | 111.8 | 100.8 | 98.6 | 105.6 | 98.5 | 116.7 | 131.8 | 119.3 | 115.6 | 124.4 | 122.0 |
| 21E2 | Sonstiges Geflügel | Other poultry | Autres volailles | 93.9 | 95.6 | 97.5 | 96.9 | 96.1 | 95.6 | 101.0 | 101.5 | 101.5 | 97.0 | 95.3 | 98.8 | 100.3 |
| 21F | Sonstige Tiere | Other animals | Autres animaux | 97.2 | 103.1 | 97.7 | 97.9 | 86.7 | 84.2 | 83.0 | 89.9 | 96.0 | 89.8 | 94.6 | 99.3 | 106.0 |
| 22 | Milch | Milk | Lait | 116.3 | 117.7 | 119.0 | 120.2 | 119.8 | 121.1 | 121.5 | 119.2 | 115.8 | 115.6 | 115.0 | 114.6 | 114.5 |
| 22A | Kuhmilch | Cow's milk | Lait de vache | 117.6 | 119.4 | 120.9 | 122.0 | 122.0 | 123.3 | 123.5 | 121.4 | 118.8 | 119.3 | 117.8 | 116.9 | 116.2 |
| 22B | Sonstige Milch | Other milk | Autres laits | 112.4 | 112.5 | 113.4 | 114.8 | 113.3 | 114.3 | 115.6 | 112.4 | 106.6 | 104.5 | 106.6 | 107.6 | 109.5 |
| 23 | Eier | Eggs | Oeufs | 104.3 | 103.5 | 105.8 | 105.0 | 109.0 | 114.0 | 125.7 | 122.4 | 113.2 | 111.2 | 114.5 | 114.2 | 114.2 |
| 24 | Sonstige tierische Erzeugnisse | Other animal products | Autres produits animaux | 95.1 | 78.6 | 75.4 | 75.4 | 75.4 | 75.4 | 75.4 | 75.4 | 68.4 | 79.0 | 82.7 | 82.4 | 62.0 |

NOMINALE PREISINDIZES / NOMINAL PRICE INDICES / INDICES DES PRIX NOMINAUX

1990 = 100 (ohne MwSt / excluding VAT / TVA exclue)



| | | | FRANCE | | | | | | | | | | | | | |
|------|--|---|---|-------|-------|-------|-------|-------|-------|-------|-------|-------|-------|-------|-------|-------|
| | | | 1995 | | | | 1996 | | | | | | | | | |
| | | | sep | oct | nov | dec | jan | feb | mar | apr | mai | jun | jul | aug | sep | |
| 0 | INSGESAMT | TOTAL | TOTAL | 88.8 | 89.0 | 89.6 | 89.6 | 89.5 | 91.6 | 91.7 | 90.0 | 91.4 | 90.6 | 87.0 | 86.9 | 88.1 |
| (0) | INSGESAMT (ohne Obst und Gemüse) | TOTAL (excl. fruit and vegetables) | TOTAL (sans fruits et légumes) | 89.3 | 89.6 | 89.9 | 89.5 | 89.2 | 89.6 | 88.8 | 88.3 | 89.4 | 88.4 | 85.7 | 87.3 | 88.2 |
| 1 | PFLANZLICHE ERZEUGNISSE | CROP PRODUCTS | PRODUITS VEGETAUX | 83.3 | 84.0 | 85.3 | 86.7 | 87.4 | 90.8 | 92.2 | 90.6 | 92.4 | 90.3 | 83.6 | 81.4 | 82.5 |
| (1) | PFLANZLICHE ERZEUGNISSE (ohne Obst und Gemüse) | CROP PRODUCTS (excl. fruit and vegetables) | PRODUITS VEGETAUX (sans fruits et légumes) | 83.2 | 84.1 | 85.1 | 85.9 | 86.3 | 86.5 | 86.1 | 87.1 | 88.4 | 85.7 | 80.3 | 81.0 | 81.6 |
| 11 | Getreide und Reis | Cereals and rice | Céréales et riz | 75.4 | 77.8 | 80.0 | 81.3 | 81.8 | 81.8 | 82.2 | 84.6 | 86.5 | 85.3 | 71.4 | 71.7 | 73.5 |
| 11A | Weichweizen | Soft wheat | Blé tendre | 75.0 | 78.0 | 80.2 | 81.2 | 81.8 | 81.7 | 81.9 | 84.2 | 86.5 | 84.9 | 70.6 | 71.2 | 73.2 |
| 11B | Hartweizen | Durum wheat | Blé dur | 65.3 | 69.6 | 71.6 | 71.7 | 69.7 | 69.7 | 71.7 | 72.7 | 73.2 | 73.7 | 54.1 | 52.8 | 53.8 |
| 11C | Futtergerste | Feeding barley | Orge fourragère | 81.5 | 84.7 | 86.3 | 87.8 | 87.4 | 87.2 | 87.7 | 88.6 | 89.6 | 87.9 | 73.6 | 73.3 | 75.1 |
| 11D | Braugerste | Malting barley | Orge de brasserie | 83.8 | 86.7 | 88.2 | 88.2 | 87.8 | 88.4 | 88.4 | 88.8 | 89.5 | 90.2 | 69.5 | 71.6 | 73.0 |
| 11E | Hafer | Oats | Avoine | 90.0 | 91.7 | 94.1 | 94.7 | 94.7 | 96.2 | 97.4 | 99.5 | 101.3 | 102.5 | 90.6 | 92.2 | 94.8 |
| 11F | Körnermais | Grain-maize | Mais-grain | 74.4 | 74.2 | 76.6 | 79.4 | 81.2 | 81.4 | 81.6 | 86.0 | 88.0 | 87.2 | 77.3 | 77.1 | 79.0 |
| 11G | Rohreis | Paddy rice | Riz non décortiqué | - | - | - | - | - | - | - | - | - | - | - | - | - |
| 11H | Sonstiges Getreide | Others | Autres | 79.7 | 80.5 | 80.9 | 83.3 | 83.8 | 84.4 | 84.8 | 85.7 | 86.0 | 91.6 | 77.8 | 78.1 | 79.7 |
| 12 | Hackfrüchte | Root crops | Plantes sarclées | 109.6 | 107.2 | 107.1 | 106.9 | 107.6 | 106.4 | 106.0 | 106.0 | 111.8 | 92.6 | 92.7 | 107.4 | 103.6 |
| 12A | Speisekartoffeln | Potatoes for consumption | Pommes de terre de consommation | 113.9 | 110.6 | 110.4 | 109.8 | 108.1 | 103.8 | 102.4 | 102.4 | 123.1 | 54.9 | 55.0 | 107.5 | 93.8 |
| 12A1 | Frühkartoffeln | Early potatoes | Pommes de terre hâtives | - | - | - | - | - | - | - | - | 155.0 | 54.9 | 55.0 | - | - |
| 12A2 | Übrige Kartoffeln (Lager) | Main-crop potatoes | Autres pommes de terre | 113.9 | 110.6 | 110.4 | 109.8 | 108.1 | 103.8 | 102.4 | 102.4 | 116.8 | 116.8 | 116.8 | 107.5 | 93.8 |
| 12B | Zuckerrüben | Sugar beet | Betteraves sucrières | 108.4 | 106.2 | 106.2 | 106.2 | 107.9 | 107.9 | 107.9 | 107.9 | 107.9 | 107.9 | 107.9 | 107.9 | 107.9 |
| 12C | Sonstige Hackfrüchte | Others | Autres | 99.9 | 99.9 | 99.9 | 99.9 | 99.9 | 99.9 | 99.9 | 99.9 | 99.9 | 99.9 | 99.9 | 99.9 | 99.9 |
| 13 | Obst | Fruit | Fruits | 74.3 | 81.9 | 85.3 | 85.5 | 84.7 | 82.2 | 80.8 | 91.2 | 109.3 | 117.1 | 98.0 | 76.6 | 82.4 |
| 13A | Frischobst | Fresh fruit | Fruits frais | 74.3 | 81.9 | 85.3 | 85.5 | 84.7 | 82.2 | 80.8 | 91.2 | 109.3 | 117.1 | 98.0 | 76.6 | 82.4 |
| 13B | Trockenfrüchte | Nuts and dried fruit | Fruits secs | - | - | - | - | - | - | - | - | - | - | - | - | - |
| 13B1 | Nüsse | Nuts | Fruits à coque | - | - | - | - | - | - | - | - | - | - | - | - | - |
| 13B2 | Getrocknetes Obst | Dried fruit | Fruits séchés | - | - | - | - | - | - | - | - | - | - | - | - | - |
| 14 | Frischgemüse | Fresh vegetables | Légumes frais | 92.8 | 84.2 | 87.5 | 95.5 | 99.9 | 141.3 | 161.3 | 124.7 | 115.2 | 110.5 | 102.8 | 89.3 | 91.1 |
| 15 | Weinmost/Wein | Wine must/Wine | Moût/Vin | 92.9 | 93.0 | 93.1 | 93.5 | 93.2 | 93.9 | 94.1 | 93.4 | 93.1 | 92.3 | 91.7 | 90.8 | 90.8 |
| 15A | Weinmost | Wine must | Moût | - | - | - | - | - | - | - | - | - | - | - | - | - |
| 15B | Wein | Wine | Vin | 92.9 | 93.0 | 93.1 | 93.5 | 93.2 | 93.9 | 94.1 | 93.4 | 93.1 | 92.3 | 91.7 | 90.8 | 90.8 |
| 15B1 | Tafelwein | Table wine | Vin de table | 91.3 | 91.4 | 91.3 | 91.8 | 91.3 | 91.9 | 92.3 | 91.4 | 91.1 | 90.4 | 89.8 | 88.3 | 88.9 |
| 15B2 | Qualitätswein | Quality wine | Vin de qualité | 102.3 | 102.4 | 103.3 | 103.3 | 104.5 | 105.7 | 104.5 | 104.9 | 105.0 | 103.3 | 102.7 | 105.1 | 102.0 |
| 16 | Oliven und Olivenöl | Olives and olive oil | Olives et huile d'olives | - | - | - | - | - | - | - | - | - | - | - | - | - |
| 17 | Saatgut | Seeds | Semences | 74.0 | 74.6 | 74.7 | 74.8 | 74.7 | 74.3 | 73.5 | 75.3 | 75.3 | 75.3 | 75.3 | 75.3 | 75.3 |
| 18 | Blumen, Zierpflanzen und Baumschulerzeugnisse | Flowers, ornamental plants and nursery products | Fleurs, plantes ornementales et produits de pépinière * | 95.7 | 95.1 | 99.0 | 104.3 | 106.5 | 108.9 | 103.5 | 98.4 | 97.0 | 91.9 | 95.8 | 93.3 | 94.7 |
| 19 | Sonstige pflanzliche Erzeugnisse | Other crop products | Autres produits végétaux | 55.8 | 57.4 | 57.3 | 56.5 | 57.3 | 56.0 | 54.8 | 59.8 | 62.7 | 60.8 | 57.4 | 57.3 | 58.5 |
| 19A | Hülsenfrüchte | Pulses | Légumes secs | 53.8 | 55.2 | 57.3 | 59.8 | 61.9 | 60.6 | 60.2 | 63.8 | 65.9 | 67.5 | 59.7 | 60.7 | 61.2 |
| 19B | Ölsaaten | Oilseeds | Graines oléagineuses | 52.7 | 54.4 | 53.9 | 51.8 | 51.7 | 50.3 | 48.7 | 54.6 | 58.0 | 54.3 | 53.0 | 52.5 | 54.1 |
| 19C | Rohtabak | Raw tobacco | Tabac brut | 98.7 | 98.7 | 98.7 | 98.7 | 99.7 | 99.7 | 99.7 | 99.7 | 99.7 | 99.7 | 99.7 | 99.7 | 100.6 |
| 19D | Baumwolle | Cotton | Coton | - | - | - | - | - | - | - | - | - | - | - | - | - |
| 19E | Sonstige | Others | Autres | 87.9 | 91.8 | 77.7 | 69.4 | 75.8 | 76.5 | 75.2 | 78.4 | 82.2 | 79.0 | 77.1 | 72.6 | 72.6 |

NOMINALE PREISINDIZES / NOMINAL PRICE INDICES / INDICES DES PRIX NOMINAUX

1990 = 100 (ohne MwSt / excluding VAT / TVA exclue)



FRANCE

| | | | | 1995 | | | | 1996 | | | | | | | | |
|------|--|------------------------------------|------------------------------------|-------|-------|-------|-------|-------|-------|-------|-------|-------|-------|-------|-------|-------|
| | | | | sep | oct | nov | dec | jan | feb | mar | apr | mai | jun | jul | aug | sep |
| 2 | TIERE UND TIERISCHE ERZEUGNISSE | ANIMALS AND ANIMAL PRODUCTS | ANIMAUX ET PRODUITS ANIMAUX | 95.0 | 94.8 | 94.3 | 92.8 | 91.9 | 92.6 | 91.2 | 89.3 | 90.3 | 90.9 | 90.8 | 93.2 | 94.4 |
| 21 | Tiere (zur Schlachtung und für den Export) | Animals (for slaughter and export) | Animaux (boucherie et exportation) | 88.5 | 87.7 | 86.9 | 84.5 | 84.5 | 86.3 | 86.9 | 88.4 | 90.4 | 90.7 | 86.4 | 85.9 | 87.2 |
| 21A | Kälber | Calves | Veaux | 95.3 | 95.6 | 95.3 | 93.3 | 93.8 | 93.8 | 92.5 | 93.0 | 97.4 | 95.9 | 84.9 | 83.2 | 83.6 |
| 21B | Rinder ohne Kälber | Cattle excluding calves | Bovins sans veaux | 88.6 | 88.1 | 85.8 | 82.5 | 81.7 | 82.7 | 83.4 | 81.8 | 82.8 | 79.6 | 71.5 | 72.3 | 76.1 |
| 21C | Schweine | Pigs | Porcs | 85.1 | 81.3 | 81.7 | 78.2 | 79.4 | 84.9 | 85.9 | 89.2 | 94.8 | 105.3 | 106.4 | 102.9 | 98.7 |
| 21D | Schafe und Lämmer | Sheep and lambs | Moutons et agneaux | 90.2 | 90.0 | 94.1 | 96.2 | 98.0 | 100.4 | 103.4 | 124.0 | 119.5 | 107.2 | 104.1 | 105.7 | 107.4 |
| 21E | Geflügel | Poultry | Volailles | 87.4 | 87.1 | 86.8 | 87.0 | 87.3 | 87.5 | 87.9 | 88.8 | 89.7 | 90.7 | 91.6 | 91.8 | 92.9 |
| 21E1 | Masthähnchen | Chickens | Poulets | 87.3 | 87.1 | 86.6 | 86.8 | 87.0 | 87.2 | 87.6 | 88.8 | 89.8 | 91.0 | 91.8 | 92.2 | 92.9 |
| 21E2 | Sonstiges Geflügel | Other poultry | Autres volailles | 87.5 | 87.0 | 86.9 | 87.2 | 87.6 | 87.9 | 88.3 | 88.7 | 89.6 | 90.4 | 91.3 | 91.4 | 93.0 |
| 21F | Sonstige Tiere | Other animals | Autres animaux | 89.2 | 94.5 | 94.0 | 87.4 | 83.3 | 83.2 | 85.5 | 90.5 | 89.5 | 80.9 | 77.0 | 79.5 | 89.5 |
| 22 | Milch | Milk | Lait | 108.0 | 108.4 | 108.2 | 107.3 | 105.1 | 102.6 | 97.3 | 90.9 | 90.7 | 91.7 | 98.8 | 106.5 | 107.5 |
| 22A | Kuhmilch | Cow's milk | Lait de vache | 108.3 | 108.7 | 108.5 | 107.6 | 105.3 | 102.8 | 97.4 | 90.8 | 90.6 | 91.7 | 98.9 | 106.8 | 108.0 |
| 22B | Sonstige Milch | Other milk | Autres laits | 93.9 | 93.9 | 93.9 | 93.9 | 93.9 | 93.9 | 93.9 | 93.9 | 93.9 | 93.9 | 93.9 | 93.9 | 86.8 |
| 23 | Eier | Eggs | Oeufs | 80.7 | 84.8 | 85.7 | 93.1 | 91.7 | 103.0 | 105.4 | 91.4 | 85.5 | 86.3 | 88.8 | 88.8 | 89.5 |
| 24 | Sonstige tierische Erzeugnisse | Other animal products | Autres produits animaux | 95.0 | 94.8 | 94.3 | 92.8 | 91.9 | 92.6 | 91.2 | 89.3 | 90.3 | 90.9 | 90.8 | 93.2 | 94.4 |

NOMINALE PREISINDIZES / NOMINAL PRICE INDICES / INDICES DES PRIX NOMINAUX

1990 = 100 (ohne MwSt / excluding VAT / TVA exclue)



IRELAND

| | | | 1995 | | | | 1996 | | | | | | | | | |
|------|--|------------------------------------|------------------------------------|-------|-------|-------|-------|-------|-------|-------|-------|-------|-------|-------|-------|-------|
| | | | sep | oct | nov | dec | jan | feb | mar | apr | mai | Jun | Jul | aug | sep | |
| 2 | TIERE UND TIERISCHE ERZEUGNISSE | ANIMALS AND ANIMAL PRODUCTS | ANIMAUX ET PRODUITS ANIMAUX | 105.6 | 107.8 | 108.8 | 107.8 | 108.2 | 109.9 | 109.6 | 107.7 | 106.7 | 105.1 | 100.9 | 98.2 | 100.0 |
| 21 | Tiere (zur Schlachtung und für den Export) | Animals (for slaughter and export) | Animaux (boucherie et exportation) | 96.3 | 97.7 | 98.2 | 97.7 | 98.3 | 101.9 | 102.2 | 101.9 | 98.9 | 96.5 | 89.7 | 85.3 | 86.6 |
| 21A | Kälber | Calves | Veaux | - | - | - | - | - | - | - | - | - | - | - | - | - |
| 21B | Rinder ohne Kälber | Cattle excluding calves | Bovins sans veaux | 99.2 | 100.1 | 99.9 | 97.0 | 99.5 | 102.0 | 101.8 | 99.1 | 96.1 | 94.0 | 86.9 | 81.4 | 82.1 |
| 21C | Schweine | Pigs | Porcs | 99.7 | 101.9 | 103.0 | 102.9 | 105.7 | 113.4 | 110.3 | 109.7 | 111.9 | 119.2 | 114.4 | 110.2 | 111.8 |
| 21D | Schafe und Lämmer | Sheep and lambs | Moutons et agneaux | 74.5 | 80.0 | 84.9 | 88.4 | 85.6 | 95.1 | 103.6 | 123.5 | 112.1 | 93.1 | 81.6 | 83.3 | 90.1 |
| 21E | Geflügel | Poultry | Volailles | 86.9 | 86.6 | 87.0 | 111.0 | 88.8 | 88.6 | 88.7 | 88.2 | 88.1 | 88.3 | 87.6 | 87.6 | 87.3 |
| 21E1 | Masthähnchen | Chickens | Poulets | 89.0 | 89.0 | 89.2 | 89.4 | 89.9 | 90.2 | 90.4 | 90.4 | 90.4 | 90.4 | 90.0 | 90.0 | 89.9 |
| 21E2 | Sonstiges Geflügel | Other poultry | Autres volailles | 82.2 | 81.4 | 82.1 | 158.2 | 86.3 | 85.1 | 85.1 | 83.4 | 83.0 | 83.8 | 82.5 | 82.2 | 81.7 |
| 21F | Sonstige Tiere | Other animals | Autres animaux | - | - | - | - | - | - | - | - | - | - | - | - | - |
| 22 | Milch | Milk | Lait | 119.8 | 123.2 | 125.1 | 123.2 | 123.3 | 122.0 | 120.9 | 116.5 | 118.6 | 118.1 | 117.6 | 117.2 | 119.9 |
| 22A | Kuhmilch | Cow's milk | Lait de vache | 119.8 | 123.2 | 125.1 | 123.2 | 123.3 | 122.0 | 120.9 | 116.5 | 118.6 | 118.1 | 117.6 | 117.2 | 119.9 |
| 22B | Sonstige Milch | Other milk | Autres laits | - | - | - | - | - | - | - | - | - | - | - | - | - |
| 23 | Eier | Eggs | Oeufs | 68.5 | 69.4 | 71.2 | 73.4 | 73.2 | 78.2 | 80.4 | 79.0 | 78.9 | 79.6 | 83.2 | 83.2 | 83.6 |
| 24 | Sonstige tierische Erzeugnisse | Other animal products | Autres produits animaux | 134.3 | 127.9 | 132.7 | 132.2 | 133.9 | 133.1 | 141.6 | 130.1 | 125.5 | 126.4 | 126.4 | 126.1 | 124.6 |

NOMINALE PREISINDIZES / NOMINAL PRICE INDICES / INDICES DES PRIX NOMINAUX

1990 = 100 (ohne MwSt / excluding VAT / TVA exclue)



ITALIA

| | | | | 1995 | | 1996 | | | | | | | | | | |
|------|--|--|---|-------|-------|-------|-------|-------|-------|-------|-------|-------|-------|-------|-------|-------|
| | | | | sep | oct | nov | dec | jan | feb | mar | apr | mai | jun | jul | aug | sep |
| 0 | INSGESAMT | TOTAL | TOTAL | 118.7 | 116.2 | 116.7 | 118.9 | 120.2 | 125.9 | 128.6 | 122.8 | 125.0 | 120.9 | 114.6 | 114.2 | 120.2 |
| (0) | INSGESAMT (ohne Obst und Gemüse) | TOTAL (excl. fruit and vegetables) | TOTAL (sans fruits et légumes) | 118.1 | 120.6 | 120.8 | 123.5 | 121.1 | 123.1 | 124.5 | 123.6 | 121.6 | 115.5 | 116.3 | 115.6 | 120.1 |
| 1 | PFLANZLICHE ERZEUGNISSE | CROP PRODUCTS | PRODUITS VEGETAUX | 118.2 | 114.6 | 115.8 | 120.1 | 124.4 | 133.1 | 136.3 | 124.5 | 129.3 | 125.2 | 114.7 | 113.8 | 119.6 |
| (1) | PFLANZLICHE ERZEUGNISSE (ohne Obst und Gemüse) | CROP PRODUCTS (excl. fruit and vegetables) | PRODUITS VEGETAUX (sans fruits et légumes) | 116.8 | 122.9 | 123.6 | 130.6 | 129.2 | 132.4 | 133.0 | 127.5 | 125.2 | 116.7 | 118.3 | 116.6 | 119.0 |
| 11 | Getreide und Reis | Cereals and rice | Céréales et riz | 117.5 | 114.1 | 117.1 | 116.2 | 114.4 | 113.1 | 112.1 | 114.2 | 113.6 | 109.3 | 106.5 | 105.9 | 102.6 |
| 11A | Weichweizen | Soft wheat | Blé tendre | 115.1 | 117.5 | 119.1 | 118.1 | 115.8 | 114.3 | 111.5 | 113.0 | 113.0 | 108.8 | 103.7 | 103.0 | 102.1 |
| 11B | Hartweizen | Durum wheat | Blé dur | 99.8 | 100.9 | 101.1 | 100.8 | 99.1 | 95.9 | 95.1 | 94.1 | 91.0 | 85.7 | 82.7 | 82.0 | 81.1 |
| 11C | Futtergerste | Feeding barley | Orge fourragère | 119.2 | 120.2 | 122.8 | 122.9 | 121.0 | 119.8 | 117.0 | 117.9 | 118.0 | 108.6 | 104.2 | 103.8 | 102.0 |
| 11D | Braugerste | Malting barley | Orge de brasserie | - | - | - | - | - | - | - | - | - | - | - | - | - |
| 11E | Hafer | Oats | Avoine | 137.6 | 140.4 | 141.6 | 143.4 | 144.7 | 145.3 | 146.4 | 148.9 | 148.0 | 145.9 | 131.5 | 131.0 | 130.9 |
| 11F | Körnermais | Grain-maize | Maïs-grain | 114.7 | 105.6 | 111.2 | 108.9 | 105.9 | 106.2 | 106.5 | 111.5 | 111.4 | 106.1 | 106.2 | 105.8 | 98.3 |
| 11G | Rohreis | Paddy rice | Riz non décortiqué | 167.8 | 153.9 | 160.7 | 161.3 | 162.7 | 162.5 | 161.9 | 165.7 | 168.2 | 169.7 | 166.7 | 166.4 | 161.7 |
| 11H | Sonstiges Getreide | Others | Autres | - | - | - | - | - | - | - | - | - | - | - | - | - |
| 12 | Hackfrüchte | Root crops | Plantes racinées | 121.2 | 121.6 | 121.9 | 123.1 | 123.6 | 124.2 | 124.5 | 129.1 | 114.1 | 103.0 | 114.5 | 115.2 | 115.3 |
| 12A | Speisekartoffeln | Potatoes for consumption | Pommes de terre de consommation | 123.1 | 124.1 | 124.8 | 127.7 | 128.7 | 130.2 | 131.1 | 142.0 | 105.9 | 79.3 | 99.8 | 101.5 | 101.7 |
| 12A1 | Frühkartoffeln | Early potatoes | Pommes de terre hâtives | - | - | - | - | - | - | - | 146.1 | 95.4 | 56.7 | - | - | - |
| 12A2 | Übrige Kartoffeln (Lager) | Main-crop potatoes | Autres pommes de terre | 123.1 | 124.1 | 124.8 | 127.7 | 128.7 | 130.2 | 131.1 | 134.4 | 132.0 | 121.6 | 99.8 | 101.5 | 101.7 |
| 12B | Zuckerrüben | Sugar beet | Betteraves sucrières | 119.9 | 119.9 | 119.9 | 119.9 | 119.9 | 119.9 | 119.9 | 119.9 | 119.9 | 119.9 | 125.0 | 125.0 | 125.0 |
| 12C | Sonstige Hackfrüchte | Others | Autres | - | - | - | - | - | - | - | - | - | - | - | - | - |
| 13 | Obst | Fruit | Fruits | 99.4 | 107.3 | 111.3 | 114.1 | 111.0 | 120.1 | 120.8 | 103.9 | 145.6 | 140.9 | 111.0 | 103.6 | 97.6 |
| 13A | Frischobst | Fresh fruit | Fruits frais | 95.8 | 103.6 | 107.1 | 110.9 | 106.9 | 116.8 | 118.1 | 100.3 | 138.1 | 133.0 | 101.0 | 93.0 | 94.0 |
| 13B | Trockenfrüchte | Nuts and dried fruit | Fruits secs | 150.1 | 158.5 | 169.3 | 158.5 | 168.7 | 165.8 | 157.7 | 153.5 | 250.7 | 250.7 | 250.7 | 250.7 | 147.0 |
| 13B1 | Nüsse | Nuts | Fruits à coque | 150.1 | 158.5 | 169.3 | 158.5 | 168.7 | 165.8 | 157.7 | 153.5 | 250.7 | 250.7 | 250.7 | 250.7 | 147.0 |
| 13B2 | Getrocknetes Obst | Dried fruit | Fruits séchés | - | - | - | - | - | - | - | - | - | - | - | - | - |
| 14 | Frischgemüse | Fresh vegetables | Légumes frais | 142.7 | 97.5 | 97.1 | 95.0 | 124.5 | 149.2 | 162.9 | 137.5 | 124.4 | 133.9 | 107.6 | 116.6 | 144.7 |
| 15 | Weinmost/Wein | Wine must/Wine | Moût/Vin | 120.3 | 130.8 | 144.8 | 148.8 | 154.7 | 155.5 | 154.9 | 153.9 | 152.2 | 148.8 | 147.8 | 147.2 | 145.7 |
| 15A | Weinmost | Wine must | Moût | - | - | - | - | - | - | - | - | - | - | - | - | - |
| 15B | Wein | Wine | Vin | 120.3 | 130.8 | 144.8 | 148.8 | 154.7 | 155.5 | 154.9 | 153.9 | 152.2 | 148.8 | 147.8 | 147.2 | 145.7 |
| 15B1 | Tafelwein | Table wine | Vin de table | 125.3 | 137.6 | 149.6 | 152.3 | 157.6 | 158.0 | 157.3 | 155.8 | 153.5 | 149.0 | 146.1 | 144.9 | 143.1 |
| 15B2 | Qualitätswein | Quality wine | Vin de qualité | 108.9 | 115.5 | 134.0 | 140.8 | 148.2 | 149.8 | 149.6 | 149.7 | 149.4 | 148.2 | 151.7 | 152.5 | 151.4 |
| 16 | Oliven und Olivenöl | Olives and olive oil | Olives et huile d'olives | 130.0 | 133.8 | 139.9 | 149.8 | 165.6 | 163.9 | 161.0 | 159.5 | 160.1 | 156.0 | 154.6 | 156.4 | 157.3 |
| 17 | Saatgut | Seeds | Semences | 110.3 | 112.0 | 112.5 | 112.6 | 112.5 | 113.0 | 113.3 | 113.8 | 113.8 | 113.6 | 115.3 | 115.1 | 115.4 |
| 18 | Blumen, Zierpflanzen und Baumschulerzeugnisse | Flowers, ornamental plants and tree-nursery products | Fleurs, plantes ornementales et produits de pépinière | 108.8 | 142.2 | 108.4 | 146.7 | 111.9 | 139.2 | 150.1 | 100.9 | 98.3 | 60.9 | 71.0 | 58.2 | 89.9 |
| 19 | Sonstige pflanzliche Erzeugnisse | Other crop products | Autres produits végétaux | 100.3 | 100.2 | 101.7 | 103.0 | 104.5 | 105.0 | 104.6 | 105.6 | 105.2 | 104.5 | 107.7 | 106.7 | 103.7 |
| 19A | Hülsenfrüchte | Pulses | Légumes secs | 121.3 | 123.0 | 125.3 | 125.3 | 125.0 | 130.4 | 132.1 | 124.8 | 121.0 | 120.6 | 113.1 | 112.8 | 110.8 |
| 19B | Ölsaaten | Oilseeds | Graines oléagineuses | 87.8 | 87.2 | 89.4 | 91.3 | 94.0 | 93.8 | 92.8 | 95.3 | 95.3 | 95.3 | 95.3 | 93.8 | 88.3 |
| 19C | Rohtabak | Raw tobacco | Tabac brut | 113.2 | 113.2 | 113.2 | 113.2 | 113.2 | 113.2 | 113.2 | 113.2 | 113.2 | 113.2 | 124.8 | 124.8 | 124.8 |
| 19D | Baumwolle | Cotton | Coton | - | - | - | - | - | - | - | - | - | - | - | - | - |
| 19E | Sonstige | Others | Autres | 125.9 | 129.3 | 131.3 | 133.4 | 134.4 | 137.8 | 140.0 | 140.1 | 137.4 | 127.2 | 128.0 | 125.7 | 128.1 |

NOMINALE PREISINDIZES / NOMINAL PRICE INDICES / INDICES DES PRIX NOMINAUX

1990 = 100 (ohne MwSt / excluding VAT / TVA exclue)



ITALIA

| | | | 1995 | | | | 1996 | | | | | | | | | |
|------|--|------------------------------------|------------------------------------|-------|-------|-------|-------|-------|-------|-------|-------|-------|-------|-------|-------|-------|
| | | | sep | oct | nov | dec | jan | feb | mar | apr | mai | Jun | Jul | aug | sep | |
| 2 | TIERE UND TIERISCHE ERZEUGNISSE | ANIMALS AND ANIMAL PRODUCTS | ANIMAUX ET PRODUITS ANIMAUX | 119.4 | 118.6 | 118.2 | 117.2 | 113.9 | 114.9 | 116.9 | 120.1 | 118.3 | 114.5 | 114.5 | 114.7 | 121.1 |
| 21 | Tiere (zur Schlachtung und für den Export) | Animals (for slaughter and export) | Animaux (boucherie et exportation) | 125.0 | 123.2 | 122.1 | 119.9 | 115.2 | 114.2 | 115.9 | 122.0 | 120.3 | 115.1 | 114.7 | 114.9 | 124.8 |
| 21A | Kälber | Calves | Veaux | 136.0 | 133.7 | 131.5 | 130.8 | 127.0 | 123.0 | 120.3 | 110.5 | 112.7 | 110.2 | 110.6 | 112.2 | 113.4 |
| 21B | Rinder ohne Kälber | Cattle excluding calves | Bovins sans veaux | 130.8 | 130.0 | 129.5 | 128.2 | 126.5 | 126.2 | 125.2 | 116.5 | 114.5 | 109.7 | 106.4 | 107.1 | 107.8 |
| 21C | Schweine | Pigs | Porcs | 125.1 | 130.7 | 125.9 | 120.2 | 112.4 | 104.4 | 102.9 | 107.9 | 110.4 | 114.0 | 122.9 | 131.3 | 133.7 |
| 21D | Schafe und Lämmer | Sheep and lambs | Moutons et agneaux | 101.7 | 101.2 | 103.9 | 106.3 | 103.2 | 102.4 | 102.1 | 114.2 | 110.7 | 109.2 | 100.9 | 101.6 | 102.7 |
| 21E | Geflügel | Poultry | Volailles | 120.1 | 108.1 | 108.6 | 107.7 | 106.9 | 112.9 | 122.3 | 146.9 | 138.9 | 127.9 | 123.5 | 112.6 | 150.5 |
| 21E1 | Masthähnchen | Chickens | Poulets | 120.9 | 107.5 | 107.2 | 106.6 | 107.6 | 113.5 | 122.8 | 151.8 | 143.8 | 132.0 | 126.5 | 114.0 | 155.8 |
| 21E2 | Sonstiges Geflügel | Other poultry | Autres volailles | 113.7 | 113.3 | 119.5 | 116.6 | 101.6 | 108.2 | 118.4 | 107.4 | 99.2 | 94.5 | 98.8 | 101.5 | 108.0 |
| 21F | Sonstige Tiere | Other animals | Autres animaux | 113.7 | 114.0 | 116.7 | 114.1 | 97.2 | 98.1 | 103.3 | 129.6 | 129.8 | 112.3 | 108.6 | 111.3 | 115.2 |
| 22 | Milch | Milk | Lait | 108.1 | 108.7 | 108.8 | 108.6 | 107.9 | 111.3 | 111.5 | 112.2 | 112.7 | 112.5 | 112.8 | 112.9 | 113.0 |
| 22A | Kuhmilch | Cow's milk | Lait de vache | 106.8 | 107.4 | 107.4 | 107.4 | 107.3 | 110.7 | 110.9 | 111.6 | 112.2 | 112.0 | 112.4 | 112.5 | 112.4 |
| 22B | Sonstige Milch | Other milk | Autres laits | 122.2 | 123.3 | 124.4 | 121.2 | 114.3 | 117.5 | 117.5 | 118.4 | 118.4 | 117.5 | 117.5 | 119.2 | |
| 23 | Eier | Eggs | Oeufs | 117.3 | 120.5 | 124.2 | 130.5 | 128.3 | 137.3 | 150.1 | 137.9 | 125.0 | 117.9 | 119.7 | 120.1 | 123.1 |
| 24 | Sonstige tierische Erzeugnisse | Other animal products | Autres produits animaux | 110.3 | 113.3 | 112.6 | 114.8 | 116.8 | 112.8 | 118.8 | 115.8 | 128.6 | 127.9 | 136.3 | 134.9 | 129.0 |

EU INDEX DER ERZEUGERPREISE LANDWIRTSCHAFTLICHER PRODUKTE

EU INDEX OF PRODUCER PRICES OF AGRICULTURAL PRODUCTS

INDICE UE DES PRIX A LA PRODUCTION DES PRODUITS AGRICOLES

NOMINALE PREISINDIZES / NOMINAL PRICE INDICES / INDICES DES PRIX NOMINAUX

1990 = 100 (ohne MwSt / excluding VAT / TVA exclue)



LUXEMBOURG

| | | | 1995 | | | | | 1996 | | | | | | | |
|------|--|--|------|-------|-------|-------|-------|-------|-------|-------|-------|-------|-------|-------|-------|
| | | | sep | oct | nov | dec | jan | feb | mar | apr | mai | jun | jul | aug | sep |
| 0 | INSGESAMT | TOTAL | 84.9 | 87.1 | 88.1 | 88.0 | 84.5 | 83.5 | 81.8 | 79.3 | 78.1 | 78.5 | 77.8 | 78.5 | 81.0 |
| (0) | INSGESAMT (ohne Obst und Gemüse) | TOTAL (excl. fruit and vegetables) | 84.9 | 87.1 | 88.1 | 88.0 | 84.5 | 83.5 | 81.8 | 79.3 | 78.1 | 78.5 | 77.8 | 78.5 | 81.0 |
| 1 | PFLANZLICHE ERZEUGNISSE | CROP PRODUCTS | 75.7 | 75.1 | 75.0 | 75.0 | 77.6 | 77.6 | 77.6 | 77.6 | 77.6 | 77.6 | 77.6 | 76.8 | 76.8 |
| (1) | PFLANZLICHE ERZEUGNISSE (ohne Obst und Gemüse) | CROP PRODUCTS (excl. fruit and vegetables) | 75.7 | 75.1 | 75.0 | 75.0 | 77.6 | 77.6 | 77.6 | 77.6 | 77.6 | 77.6 | 77.6 | 76.8 | 76.8 |
| 11 | Getreide und Reis | Cereals and rice | 81.6 | 76.7 | 76.7 | 76.7 | 77.6 | 77.6 | 77.6 | 77.6 | 77.6 | 77.6 | 77.6 | 78.6 | 78.6 |
| 11A | Weichweizen | Soft wheat | 79.2 | 76.9 | 76.9 | 76.9 | 78.8 | 78.8 | 78.8 | 78.8 | 78.8 | 78.8 | 78.8 | 80.0 | 80.0 |
| 11B | Hartweizen | Durum wheat | - | - | - | - | - | - | - | - | - | - | - | - | - |
| 11C | Futtergerste | Feeding barley | 84.8 | 77.7 | 77.7 | 77.7 | 77.7 | 77.7 | 77.7 | 77.7 | 77.7 | 77.7 | 77.7 | 77.7 | 77.7 |
| 11D | Braugerste | Malting barley | - | - | - | - | - | - | - | - | - | - | - | - | - |
| 11E | Hafer | Oats | 90.7 | 74.1 | 74.1 | 74.1 | 74.1 | 74.1 | 74.1 | 74.1 | 74.1 | 74.1 | 74.1 | 83.3 | 83.3 |
| 11F | Körnermais | Grain-maize | - | - | - | - | - | - | - | - | - | - | - | - | - |
| 11G | Rohreis | Paddy rice | - | - | - | - | - | - | - | - | - | - | - | - | - |
| 11H | Sonstiges Getreide | Others | 73.6 | 72.0 | 72.0 | 72.0 | 72.0 | 72.0 | 72.0 | 72.0 | 72.0 | 72.0 | 72.0 | 72.0 | 72.0 |
| 12 | Hackfrüchte | Root crops | 88.9 | 102.2 | 102.2 | 102.2 | 128.9 | 128.9 | 128.9 | 128.9 | 128.9 | 128.9 | 128.9 | 115.6 | 115.6 |
| 12A | Speisekartoffeln | Potatoes for consumption | 88.9 | 102.2 | 102.2 | 102.2 | 128.9 | 128.9 | 128.9 | 128.9 | 128.9 | 128.9 | 128.9 | 115.6 | 115.6 |
| 12A1 | Frühkartoffeln | Early potatoes | - | - | - | - | - | - | - | - | - | - | - | - | - |
| 12A2 | Übrige Kartoffeln (Lager) | Main-crop potatoes | 88.9 | 102.2 | 102.2 | 102.2 | 128.9 | 128.9 | 128.9 | 128.9 | 128.9 | 128.9 | 128.9 | 115.6 | 115.6 |
| 12B | Zuckerrüben | Sugar beet | - | - | - | - | - | - | - | - | - | - | - | - | - |
| 12C | Sonstige Hackfrüchte | Others | - | - | - | - | - | - | - | - | - | - | - | - | - |
| 13 | Obst | Fruit | - | - | - | - | - | - | - | - | - | - | - | - | - |
| 13A | Frischobst | Fresh fruit | - | - | - | - | - | - | - | - | - | - | - | - | - |
| 13B | Trockenfrüchte | Nuts and dried fruit | - | - | - | - | - | - | - | - | - | - | - | - | - |
| 13B1 | Nüsse | Nuts | - | - | - | - | - | - | - | - | - | - | - | - | - |
| 13B2 | Getrocknetes Obst | Dried fruit | - | - | - | - | - | - | - | - | - | - | - | - | - |
| 14 | Frischgemüse | Fresh vegetables | - | - | - | - | - | - | - | - | - | - | - | - | - |
| 15 | Weinmost/Wein | Wine must/Wine | 73.4 | 72.9 | 72.9 | 72.9 | 72.9 | 72.9 | 72.9 | 72.9 | 72.9 | 72.9 | 72.9 | 72.9 | 72.9 |
| 15A | Weinmost | Wine must | 73.4 | 72.9 | 72.9 | 72.9 | 72.9 | 72.9 | 72.9 | 72.9 | 72.9 | 72.9 | 72.9 | 72.9 | 72.9 |
| 15B | Wein | Wine | - | - | - | - | - | - | - | - | - | - | - | - | - |
| 15B1 | Tafelwein | Table wine | - | - | - | - | - | - | - | - | - | - | - | - | - |
| 15B2 | Qualitätswein | Quality wine | - | - | - | - | - | - | - | - | - | - | - | - | - |
| 16 | Oliven und Olivendl | Olives and olive oil | - | - | - | - | - | - | - | - | - | - | - | - | - |
| 17 | Saatgut | Seeds | - | - | - | - | - | - | - | - | - | - | - | - | - |
| 18 | Blumen, Zierpflanzen und Baumschulerzeugnisse | Flowers, ornamental plants and tree-nursery products | - | - | - | - | - | - | - | - | - | - | - | - | - |
| 19 | Sonstige pflanzliche Erzeugnisse | Other crop products | 53.8 | 53.6 | 52.8 | 52.8 | 52.8 | 52.8 | 52.8 | 52.8 | 52.8 | 52.8 | 52.8 | 53.6 | 53.6 |
| 19A | Hülsenfrüchte | Pulses | - | - | - | - | - | - | - | - | - | - | - | - | - |
| 19B | Ölsaaten | Oilseeds | 44.9 | 44.9 | 44.9 | 44.9 | 44.9 | 44.9 | 44.9 | 44.9 | 44.9 | 44.9 | 44.9 | 44.9 | 44.9 |
| 19C | Rohtabak | Raw tobacco | - | - | - | - | - | - | - | - | - | - | - | - | - |
| 19D | Baumwolle | Cotton | - | - | - | - | - | - | - | - | - | - | - | - | - |
| 19E | Sonstige | Others | 79.0 | 78.0 | 75.0 | 75.0 | 75.0 | 75.0 | 75.0 | 75.0 | 75.0 | 75.0 | 75.0 | 78.0 | 78.0 |

NOMINALE PREISINDIZES / NOMINAL PRICE INDICES / INDICES DES PRIX NOMINAUX

1990 = 100 (ohne MwSt / excluding VAT / TVA exclue)



LUXEMBOURG

| | | | 1995 | | | | 1996 | | | | | | | | | |
|------|--|------------------------------------|------------------------------------|-------|-------|-------|-------|-------|-------|-------|-------|-------|-------|-------|-------|-------|
| | | | sep | oct | nov | dec | jan | feb | mar | apr | mai | jun | jul | aug | sep | |
| 2 | TIERE UND TIERISCHE ERZEUGNISSE | ANIMALS AND ANIMAL PRODUCTS | ANIMAUX ET PRODUITS ANIMAUX | 86.7 | 89.4 | 90.7 | 90.6 | 85.8 | 84.7 | 82.6 | 79.6 | 78.2 | 78.7 | 77.8 | 78.9 | 81.9 |
| 21 | Tiere (zur Schlachtung und für den Export) | Animals (for slaughter and export) | Animaux (boucherie et exportation) | 93.3 | 91.5 | 90.3 | 90.5 | 81.0 | 80.3 | 81.1 | 79.8 | 82.1 | 83.4 | 79.8 | 79.0 | 79.8 |
| 21A | Kälber | Calves | Veaux | 117.8 | 116.1 | 118.4 | 120.7 | 65.1 | 65.1 | 65.1 | 65.1 | 65.1 | 65.1 | 60.2 | 53.0 | |
| 21B | Rinder ohne Kälber | Cattle excluding calves | Bovins sans veaux | 91.7 | 91.8 | 89.6 | 89.3 | 81.2 | 80.2 | 80.4 | 76.6 | 76.8 | 75.9 | 70.7 | 69.4 | 71.9 |
| 21C | Schweine | Pigs | Porcs | 90.5 | 83.7 | 84.2 | 85.3 | 84.7 | 85.0 | 87.4 | 92.1 | 100.4 | 107.7 | 107.4 | 108.8 | 107.6 |
| 21D | Schafe und Lämmer | Sheep and lambs | Moutons et agneaux | - | - | - | - | - | - | - | - | - | - | - | - | - |
| 21E | Geflügel | Poultry | Volailles | 93.3 | 91.5 | 90.3 | 90.5 | 81.0 | 80.3 | 81.1 | 79.8 | 82.1 | 83.4 | 79.8 | 79.0 | 79.8 |
| 21E1 | Masthähnchen | Chickens | Poulets | : | : | : | : | : | : | : | : | : | : | : | : | : |
| 21E2 | Sonstiges Geflügel | Other poultry | Autres volailles | - | - | - | - | - | - | - | - | - | - | - | - | - |
| 21F | Sonstige Tiere | Other animals | Autres animaux | - | - | - | - | - | - | - | - | - | - | - | - | - |
| 22 | Milch | Milk | Lait | 82.2 | 88.0 | 90.7 | 90.4 | 88.5 | 87.0 | 82.8 | 79.0 | 75.2 | 75.2 | 76.0 | 78.2 | 82.8 |
| 22A | Kuhmilch | Cow's milk | Lait de vache | 82.2 | 88.0 | 90.7 | 90.4 | 88.5 | 87.0 | 82.8 | 79.0 | 75.2 | 75.2 | 76.0 | 78.2 | 82.8 |
| 22B | Sonstige Milch | Other milk | Autres laits | - | - | - | - | - | - | - | - | - | - | - | - | - |
| 23 | Eier | Eggs | Oeufs | 97.7 | 94.4 | 104.5 | 101.1 | 117.9 | 117.9 | 131.4 | 111.2 | 104.5 | 104.5 | 107.8 | 112.2 | 107.8 |
| 24 | Sonstige tierische Erzeugnisse | Other animal products | Autres produits animaux | - | - | - | - | - | - | - | - | - | - | - | - | - |

NOMINALE PREISINDIZES / NOMINAL PRICE INDICES / INDICES DES PRIX NOMINAUX

1990 = 100 (ohne MwSt / excluding VAT / TVA exclue)



NEDERLAND

| | | | 1995 | | | | | 1996 | | | | | | | | |
|------|--|--|-------|-------|-------|-------|-------|-------|-------|-------|-------|-------|-------|-------|-------|--|
| | | | sep | oct | nov | dec | jan | feb | mar | apr | mai | jun | jul | aug | sep | |
| 0 | INSGESAMT | TOTAL | 96.9 | 97.4 | 101.6 | 105.1 | 104.4 | 112.3 | 113.5 | 104.0 | 103.3 | 98.5 | 98.0 | 92.9 | 94.8 | |
| (0) | INSGESAMT (ohne Obst und Gemüse) | TOTAL (excl. fruit and vegetables) | 99.9 | 102.3 | 104.6 | 103.8 | 103.1 | 109.2 | 106.2 | 99.2 | 100.3 | 97.7 | 98.5 | 95.7 | 97.3 | |
| 1 | PFLANZLICHE ERZEUGNISSE | CROP PRODUCTS | 106.4 | 109.2 | 118.8 | 125.2 | 125.2 | 140.8 | 142.7 | 121.5 | 116.8 | 105.1 | 104.6 | 93.2 | 97.3 | |
| (1) | PFLANZLICHE ERZEUGNISSE (ohne Obst und Gemüse) | CROP PRODUCTS (excl. fruit and vegetables) | 120.1 | 129.7 | 136.1 | 130.9 | 131.4 | 145.0 | 134.2 | 115.4 | 114.3 | 106.0 | 109.4 | 102.0 | 106.1 | |
| 11 | Getreide und Reis | Cereals and rice | 77.8 | 80.1 | 82.2 | 82.5 | 82.2 | 81.8 | 82.2 | 87.5 | 87.5 | 87.5 | 87.5 | 77.2 | 76.8 | |
| 11A | Weichweizen | Soft wheat | 77.7 | 80.1 | 82.5 | 82.7 | 82.4 | 81.8 | 82.3 | 88.2 | 88.2 | 88.2 | 88.2 | 77.4 | 76.9 | |
| 11B | Hartweizen | Durum wheat | - | - | - | - | - | - | - | - | - | - | - | - | - | |
| 11C | Futtergerste | Feeding barley | 75.5 | 78.7 | 80.6 | 80.9 | 81.1 | 81.1 | 81.4 | 84.3 | 84.3 | 84.3 | 84.3 | 77.1 | 77.4 | |
| 11D | Braugerste | Malting barley | 83.3 | 83.6 | 84.0 | 85.1 | 84.2 | 84.0 | 83.8 | 85.3 | 85.3 | 85.3 | 85.3 | 74.8 | 73.9 | |
| 11E | Hafer | Oats | 73.1 | 74.5 | 74.7 | 74.2 | 75.5 | 76.1 | 78.2 | 83.6 | 83.6 | 83.6 | 83.6 | 77.4 | 77.4 | |
| 11F | Körnermais | Grain-maize | - | - | - | - | - | - | - | - | - | - | - | - | - | |
| 11G | Rohreis | Paddy rice | - | - | - | - | - | - | - | - | - | - | - | - | - | |
| 11H | Sonstiges Getreide | Others | 75.6 | 78.0 | 79.1 | 79.9 | 79.6 | 80.4 | 81.5 | 86.6 | 86.6 | 86.6 | 86.6 | 77.2 | 77.7 | |
| 12 | Hackfrüchte | Root crops | 105.5 | 108.8 | 106.7 | 105.2 | 102.1 | 98.7 | 99.4 | 89.3 | 85.3 | 97.7 | 81.5 | 74.9 | 77.4 | |
| 12A | Speisekartoffeln | Potatoes for consumption | 109.2 | 117.1 | 112.1 | 108.6 | 100.2 | 92.3 | 93.8 | 70.1 | 59.4 | 88.7 | 50.5 | 34.8 | 40.7 | |
| 12A1 | Frühkartoffeln | Early potatoes | - | - | - | - | - | - | - | - | 138.2 | 88.7 | 50.5 | 34.8 | - | |
| 12A2 | Übrige Kartoffeln (Lager) | Main-crop potatoes | 109.2 | 117.1 | 112.1 | 108.6 | 100.2 | 92.3 | 93.8 | 70.1 | 59.4 | - | - | - | 40.7 | |
| 12B | Zuckerrüben | Sugar beet | 106.3 | 106.3 | 106.3 | 106.3 | 106.5 | 106.5 | 106.5 | 106.5 | 107.2 | 107.2 | 107.2 | 107.2 | 107.2 | |
| 12C | Sonstige Hackfrüchte | Others | 91.7 | 91.7 | 91.7 | 91.7 | 94.1 | 94.1 | 94.1 | 94.1 | 95.7 | 95.7 | 95.7 | 95.7 | 95.7 | |
| 13 | Obst | Fruit | 71.6 | 58.6 | 67.2 | 78.9 | 78.1 | 81.7 | 95.2 | 128.2 | 130.7 | 117.2 | 91.3 | 114.3 | 76.5 | |
| 13A | Frischobst | Fresh fruit | 71.6 | 58.6 | 67.2 | 78.9 | 78.1 | 81.7 | 95.2 | 128.2 | 130.7 | 117.2 | 91.3 | 114.3 | 76.5 | |
| 13B | Trockenfrüchte | Nuts and dried fruit | - | - | - | - | - | - | - | - | - | - | - | - | - | |
| 13B1 | Nüsse | Nuts | - | - | - | - | - | - | - | - | - | - | - | - | - | |
| 13B2 | Getrocknetes Obst | Dried fruit | - | - | - | - | - | - | - | - | - | - | - | - | - | |
| 14 | Frischgemüse | Fresh vegetables | 78.7 | 67.2 | 84.9 | 118.7 | 117.6 | 140.3 | 171.1 | 135.3 | 120.7 | 100.8 | 94.8 | 68.3 | 79.0 | |
| 15 | Weinmost/Wein | Wine must/Wine | - | - | - | - | - | - | - | - | - | - | - | - | - | |
| 15A | Weinmost | Wine must | - | - | - | - | - | - | - | - | - | - | - | - | - | |
| 15B | Wein | Wine | - | - | - | - | - | - | - | - | - | - | - | - | - | |
| 15B1 | Tafelwein | Table wine | - | - | - | - | - | - | - | - | - | - | - | - | - | |
| 15B2 | Qualitätswein | Quality wine | - | - | - | - | - | - | - | - | - | - | - | - | - | |
| 16 | Oliven und Olivendl | Olives and olive oil | - | - | - | - | - | - | - | - | - | - | - | - | - | |
| 17 | Saatgut | Seeds | 126.7 | 108.3 | 121.8 | 121.8 | 127.8 | 110.4 | 121.2 | 116.8 | 126.8 | 130.5 | 129.2 | 108.8 | 108.8 | |
| 18 | Blumen, Zierpflanzen und Baumschulerzeugnisse | Flowers, ornamental plants and tree-nursery products | 127.4 | 143.3 | 151.8 | 144.1 | 145.0 | 169.1 | 151.0 | 125.5 | 123.7 | 106.9 | 117.0 | 111.1 | 118.1 | |
| 19 | Sonstige pflanzliche Erzeugnisse | Other crop products | 81.9 | 85.9 | 84.6 | 87.1 | 85.9 | 86.3 | 84.9 | 85.2 | 85.2 | 85.2 | 85.2 | 87.1 | 106.2 | |
| 19A | Hülsenfrüchte | Pulses | 78.7 | 79.9 | 81.3 | 80.9 | 86.4 | 88.1 | 86.8 | 83.2 | 83.2 | 83.2 | 83.2 | 71.5 | 70.0 | |
| 19B | Ölsaaten | Oilseeds | 47.3 | 47.1 | 45.4 | 46.3 | 46.2 | 46.1 | 45.8 | 46.3 | 46.3 | 46.3 | 46.3 | 53.8 | 55.1 | |
| 19C | Rohtabak | Raw tobacco | - | - | - | - | - | - | - | - | - | - | - | - | - | |
| 19D | Baumwolle | Cotton | - | - | - | - | - | - | - | - | - | - | - | - | - | |
| 19E | Sonstige | Others | 92.0 | 98.1 | 95.9 | 99.8 | 95.9 | 95.9 | 94.3 | 95.9 | 95.9 | 95.9 | 95.9 | 101.4 | 132.5 | |

NOMINALE PREISINDIZES / NOMINAL PRICE INDICES / INDICES DES PRIX NOMINAUX

1990 = 100 (ohne MwSt / excluding VAT / TVA exclue)



| | | | | NEDERLAND | | | | | | | | | | | | |
|------|--|------------------------------------|------------------------------------|-----------|-------|-------|-------|------|-------|-------|-------|-------|-------|-------|-------|-------|
| | | | | 1995 | | | | 1996 | | | | | | | | |
| | | | | sep | oct | nov | dec | jan | feb | mar | apr | mal | jun | jul | aug | sep |
| 2 | TIERE UND TIERISCHE ERZEUGNISSE | ANIMALS AND ANIMAL PRODUCTS | ANIMAUX ET PRODUITS ANIMAUX | 90.0 | 88.9 | 89.1 | 90.5 | 89.2 | 91.6 | 92.4 | 91.3 | 93.4 | 93.7 | 93.2 | 92.6 | 93.0 |
| 21 | Tiere (zur Schlachtung und für den Export) | Animals (for slaughter and export) | Animaux (boucherie et exportation) | 88.1 | 84.7 | 83.3 | 83.6 | 83.2 | 86.1 | 87.7 | 87.9 | 95.5 | 97.0 | 96.5 | 96.7 | 95.5 |
| 21A | Kälber | Calves | Veaux | 98.4 | 94.3 | 95.9 | 96.7 | 97.6 | 97.6 | 94.3 | 87.6 | 95.9 | 90.1 | 87.6 | 82.7 | 85.2 |
| 21B | Rinder ohne Kälber | Cattle excluding calves | Bovins sans veaux | 82.0 | 80.4 | 74.1 | 72.0 | 72.7 | 76.1 | 78.3 | 75.1 | 76.2 | 73.8 | 65.4 | 64.1 | 64.9 |
| 21C | Schweine | Pigs | Porcs | 89.2 | 84.3 | 83.4 | 84.6 | 83.1 | 87.2 | 90.3 | 92.9 | 103.9 | 108.8 | 110.8 | 112.3 | 108.8 |
| 21D | Schafe und Lämmer | Sheep and lambs | Moutons et agneaux | 95.5 | 95.4 | 94.4 | 92.6 | 93.5 | 93.5 | 98.7 | 105.9 | 104.2 | 97.0 | 100.0 | 97.4 | 98.7 |
| 21E | Geflügel | Poultry | Volailles | 79.0 | 79.3 | 79.0 | 77.8 | 79.3 | 80.1 | 79.7 | 80.2 | 81.4 | 82.8 | 83.3 | 85.9 | 87.8 |
| 21E1 | Masthähnchen | Chickens | Poulets | 77.9 | 78.2 | 77.8 | 76.5 | 78.2 | 79.1 | 78.6 | 79.2 | 80.3 | 81.8 | 82.3 | 85.0 | 87.2 |
| 21E2 | Sonstiges Geflügel | Other poultry | Autres volailles | 88.1 | 88.1 | 88.1 | 88.1 | 88.1 | 88.1 | 88.1 | 88.1 | 89.9 | 90.4 | 91.2 | 92.7 | 92.7 |
| 21F | Sonstige Tiere | Other animals | Autres animaux | 78.7 | 82.8 | 86.4 | 85.3 | 80.7 | 77.1 | 80.8 | 84.8 | 85.4 | 80.9 | 73.6 | 73.5 | 80.7 |
| 22 | Milch | Milk | Lait | 92.6 | 95.2 | 97.6 | 98.4 | 97.6 | 96.6 | 95.0 | 92.8 | 90.7 | 89.7 | 89.0 | 88.5 | 89.9 |
| 22A | Kuhmilch | Cow's milk | Lait de vache | 92.6 | 95.2 | 97.6 | 98.4 | 97.6 | 96.6 | 95.0 | 92.8 | 90.7 | 89.7 | 89.0 | 88.5 | 89.9 |
| 22B | Sonstige Milch | Other milk | Autres laits | - | - | - | - | - | - | - | - | - | - | - | - | - |
| 23 | Eier | Eggs | Oeufs | 88.7 | 82.9 | 83.4 | 101.7 | 95.5 | 114.5 | 121.2 | 96.1 | 89.4 | 85.9 | 88.9 | 88.8 | 96.5 |
| 24 | Sonstige tierische Erzeugnisse | Other animal products | Autres produits animaux | 94.7 | 107.5 | 107.7 | 106.6 | 70.4 | 87.3 | 94.0 | 186.4 | 106.4 | 104.8 | 92.8 | 50.6 | 52.8 |

NOMINALE PREISINDIZES / NOMINAL PRICE INDICES / INDICES DES PRIX NOMINAUX

1990 = 100 (ohne MwSt / excluding VAT / TVA exclue)



ÖSTERREICH

| | | | | 1995 | | | | 1996 | | | | 1996 | | | | |
|------|--|------------------------------------|------------------------------------|------|------|------|------|------|------|------|------|------|------|------|------|------|
| | | | | sep | oct | nov | dec | jan | feb | mar | apr | mai | jun | jul | aug | sep |
| 2 | TIERE UND TIERISCHE ERZEUGNISSE | ANIMALS AND ANIMAL PRODUCTS | ANIMAUX ET PRODUITS ANIMAUX | 73.6 | 73.6 | 73.6 | 73.6 | 73.4 | 73.6 | 73.8 | 73.2 | 73.9 | 76.8 | 77.1 | 77.8 | 77.5 |
| 21 | Tiere (zur Schlachtung und für den Export) | Animals (for slaughter and export) | Animaux (boucherie et exportation) | 75.0 | 74.2 | 74.2 | 74.2 | 73.3 | 73.5 | 73.5 | 72.8 | 73.5 | 78.2 | 78.6 | 79.6 | 79.4 |
| 21A | Kälber | Calves | Veaux | 88.8 | 85.8 | 85.8 | 85.8 | 83.9 | 80.2 | 78.3 | 75.4 | 72.9 | 75.4 | 73.2 | 72.0 | 71.0 |
| 21B | Rinder ohne Kälber | Cattle excluding calves | Bovins sans veaux | 74.8 | 74.9 | 74.9 | 74.9 | 73.7 | 73.7 | 72.7 | 69.6 | 68.9 | 68.4 | 66.8 | 66.9 | 67.0 |
| 21C | Schweine | Pigs | Porcs | 74.6 | 73.2 | 73.2 | 73.2 | 72.7 | 73.5 | 74.6 | 76.3 | 78.5 | 88.5 | 91.0 | 93.2 | 92.7 |
| 21D | Schafe und Lämmer | Sheep and lambs | Moutons et agneaux | - | - | - | - | - | - | - | - | - | - | - | - | - |
| 21E | Geflügel | Poultry | Volailles | 61.9 | 61.3 | 61.3 | 61.3 | 61.2 | 61.2 | 61.5 | 61.5 | 61.6 | 62.0 | 62.0 | 61.6 | 61.6 |
| 21E1 | Masthähnchen | Chickens | Poulets | 61.9 | 61.3 | 61.3 | 61.3 | 61.2 | 61.2 | 61.5 | 61.5 | 61.6 | 62.0 | 62.0 | 61.6 | 61.6 |
| 21E2 | Sonstiges Geflügel | Other poultry | Autres volailles | - | - | - | - | - | - | - | - | - | - | - | - | - |
| 21F | Sonstige Tiere | Other animals | Autres animaux | - | - | - | - | - | - | - | - | - | - | - | - | - |
| 22 | Milch | Milk | Lait | 71.3 | 71.1 | 71.1 | 71.1 | 70.9 | 70.9 | 71.1 | 71.3 | 72.3 | 72.3 | 72.5 | 72.5 | 72.3 |
| 22A | Kuhmilch | Cow's milk | Lait de vache | 71.3 | 71.1 | 71.1 | 71.1 | 70.9 | 70.9 | 71.1 | 71.3 | 72.3 | 72.3 | 72.5 | 72.5 | 72.3 |
| 22B | Sonstige Milch | Other milk | Autres laits | - | - | - | - | - | - | - | - | - | - | - | - | - |
| 23 | Eier | Eggs | Oeufs | 73.0 | 85.6 | 85.6 | 85.6 | 94.2 | 97.0 | 99.0 | 93.5 | 92.9 | 93.3 | 92.2 | 93.3 | 93.2 |
| 24 | Sonstige tierische Erzeugnisse | Other animal products | Autres produits animaux | - | - | - | - | - | - | - | - | - | - | - | - | - |

NOMINALE PREISINDIZES / NOMINAL PRICE INDICES / INDICES DES PRIX NOMINAUX

1990 = 100 (ohne MwSt / excluding VAT / TVA exclue)



PORTUGAL

| | | | 1995 | | | | | 1996 | | | | | | | | |
|------|--|--|---|-------|-------|-------|-------|-------|-------|-------|-------|-------|-------|-------|-------|-------|
| | | | sep | oct | nov | dec | jan | feb | mar | apr | mai | jun | jul | aug | sep | |
| 0 | INSGESAMT | TOTAL | TOTAL | 101.6 | 102.1 | 104.6 | 105.1 | 110.8 | 114.5 | 112.1 | 107.5 | 109.1 | 104.8 | 104.0 | 105.5 | 106.6 |
| (0) | INSGESAMT (ohne Obst und Gemüse) | TOTAL (excl. fruit and vegetables) | TOTAL (sans fruits et légumes) | 98.4 | 99.1 | 103.7 | 103.9 | 105.4 | 108.8 | 108.5 | 109.6 | 110.2 | 104.4 | 102.8 | 105.2 | 104.3 |
| 1 | PFLANZLICHE ERZEUGNISSE | CROP PRODUCTS | PRODUITS VEGETAUX | 105.6 | 106.3 | 113.3 | 114.5 | 127.5 | 131.8 | 126.1 | 113.9 | 114.4 | 107.3 | 105.9 | 109.8 | 112.6 |
| (1) | PFLANZLICHE ERZEUGNISSE (ohne Obst und Gemüse) | CROP PRODUCTS (excl. fruit and vegetables) | PRODUITS VEGETAUX (sans fruits et légumes) | 99.7 | 101.0 | 116.1 | 116.7 | 123.1 | 126.9 | 124.6 | 122.7 | 120.1 | 107.6 | 103.9 | 111.4 | 110.2 |
| 11 | Getreide und Reis | Cereals and rice | Céréales et riz | 79.3 | 79.3 | 79.3 | 79.3 | 69.0 | 69.0 | 69.0 | 69.0 | 69.0 | 69.0 | 69.0 | 65.5 | 65.5 |
| 11A | Weichweizen | Soft wheat | Blé tendre | 64.4 | 64.4 | 64.4 | 64.4 | 51.5 | 51.5 | 51.5 | 51.5 | 51.5 | 51.5 | 51.5 | 59.4 | 59.4 |
| 11B | Hartweizen | Durum wheat | Blé dur | 56.8 | 56.8 | 56.8 | 56.8 | 40.0 | 40.0 | 40.0 | 40.0 | 40.0 | 40.0 | 40.0 | 48.5 | 48.5 |
| 11C | Futtergerste | Feeding barley | Orge fourragère | 62.8 | 62.8 | 62.8 | 62.8 | 56.0 | 56.0 | 56.0 | 56.0 | 56.0 | 56.0 | 56.0 | 61.3 | 61.3 |
| 11D | Braugerste | Malting barley | Orge de brasserie | 55.3 | 55.3 | 55.3 | 55.3 | 43.6 | 43.6 | 43.6 | 43.6 | 43.6 | 43.6 | 43.6 | 47.7 | 47.7 |
| 11E | Hafer | Oats | Avoine | 106.1 | 106.1 | 106.1 | 106.1 | 90.2 | 90.2 | 90.2 | 90.2 | 90.2 | 90.2 | 90.2 | 103.0 | 103.0 |
| 11F | Körnermais | Grain-maize | Maïs-grain | 73.2 | 73.2 | 73.2 | 73.2 | 46.9 | 46.9 | 46.9 | 46.9 | 46.9 | 46.9 | 46.9 | 46.9 | 46.9 |
| 11G | Rohreis | Paddy rice | Riz non décortiqué | 119.4 | 119.4 | 119.4 | 119.4 | 134.3 | 134.3 | 134.3 | 134.3 | 134.3 | 134.3 | 134.3 | 104.4 | 104.4 |
| 11H | Sonstiges Getreide | Others | Autres | 64.1 | 64.1 | 64.1 | 64.1 | 64.7 | 64.7 | 64.7 | 64.7 | 64.7 | 64.7 | 64.7 | 61.0 | 61.0 |
| 12 | Hackfrüchte | Root crops | Plantes sarclées | 127.4 | 126.7 | 118.9 | 112.8 | 113.9 | 115.8 | 107.9 | 96.0 | 91.2 | 79.9 | 61.9 | 92.6 | 101.9 |
| 12A | Speisekartoffeln | Potatoes for consumption | Pommes de terre de consommation | 127.4 | 126.7 | 118.9 | 112.8 | 113.9 | 115.8 | 107.9 | 96.0 | 91.2 | 79.9 | 61.9 | 92.6 | 101.9 |
| 12A1 | Frühkartoffeln | Early potatoes | Pommes de terre hâtives | - | - | - | - | - | - | - | - | 104.1 | 63.2 | 46.8 | 46.8 | - |
| 12A2 | Übrige Kartoffeln (Lager) | Main-crop potatoes | Autres pommes de terre | 127.4 | 126.7 | 118.9 | 112.8 | 113.9 | 115.8 | 107.9 | 106.4 | 84.7 | 84.1 | 62.9 | 92.6 | 101.9 |
| 12B | Zuckerrüben | Sugar beet | Betteraves sucrières | - | - | - | - | - | - | - | - | - | - | - | - | - |
| 12C | Sonstige Hackfrüchte | Others | Autres | 127.4 | 126.7 | 118.9 | 112.8 | 113.9 | 115.8 | 107.9 | 106.4 | 84.7 | 84.1 | 61.4 | 92.6 | 101.9 |
| 13 | Obst | Fruit | Fruits | 110.8 | 117.2 | 113.2 | 104.1 | 129.5 | 126.2 | 73.7 | 74.1 | 74.6 | 82.8 | 114.9 | 80.0 | 118.1 |
| 13A | Frischobst | Fresh fruit | Fruits frais | 94.9 | 108.2 | 104.4 | 102.1 | 107.2 | 100.9 | 96.2 | 96.7 | 97.3 | 108.0 | 104.4 | 98.4 | - |
| 13B | Trockenfrüchte | Nuts and dried fruit | Fruits secs | 162.9 | 146.9 | 142.0 | 110.6 | 202.6 | 209.2 | - | - | - | - | - | 182.9 | - |
| 13B1 | Nüsse | Nuts | Fruits à coque | : | : | : | : | : | : | : | : | : | : | : | : | : |
| 13B2 | Getrocknetes Obst | Dried fruit | Fruits séchés | - | - | - | - | - | - | - | - | - | - | - | - | - |
| 14 | Frischgemüse | Fresh vegetables | Légumes frais | 119.9 | 114.7 | 105.2 | 115.0 | 139.5 | 150.5 | 165.5 | 114.2 | 124.1 | 122.7 | 106.1 | 124.8 | 116.3 |
| 15 | Weinmost/Wein | Wine must/Wine | Moût/Vin | 133.0 | 133.6 | 133.0 | 133.0 | 160.7 | 160.6 | 160.4 | 171.1 | 171.1 | 145.6 | 142.6 | 143.4 | 143.4 |
| 15A | Weinmost | Wine must | Moût | - | - | - | - | - | - | - | - | - | - | - | - | - |
| 15B | Wein | Wine | Vin | 133.0 | 133.8 | 133.0 | 133.0 | 160.7 | 160.6 | 160.4 | 171.1 | 171.1 | 145.6 | 142.6 | 143.4 | 143.4 |
| 15B1 | Tafelwein | Table wine | Vin de table | 133.0 | 133.6 | 133.0 | 133.0 | 160.7 | 160.6 | 160.4 | 171.1 | 171.1 | 145.6 | 142.6 | 143.4 | 143.4 |
| 15B2 | Qualitätswein | Quality wine | Vin de qualité | - | - | - | - | - | - | - | - | - | - | - | - | - |
| 16 | Oliven und Olivenöl | Olives and olive oil | Olives et huile d'olives | - | - | 167.1 | 128.7 | 135.7 | 137.9 | 139.1 | 139.7 | 136.0 | 141.0 | 136.7 | 167.8 | 144.8 |
| 17 | Saatgut | Seeds | Semences | - | - | - | - | - | - | - | - | - | - | - | - | - |
| 18 | Blumen, Zierpflanzen und Baumschulerzeugnisse | Flowers, ornamental plants and tree-nursery products | Fleurs, plantes ornementales et produits de pépinière | 108.2 | 135.1 | 121.1 | 235.9 | 194.0 | 265.2 | 239.7 | 148.4 | 116.5 | 73.9 | 81.6 | 93.4 | 88.5 |
| 19 | Sonstige pflanzliche Erzeugnisse | Other crop products | Autres produits végétaux | 85.7 | 85.7 | 85.7 | 85.7 | 85.7 | 85.7 | 85.7 | 85.7 | 85.7 | 85.7 | 85.7 | 87.3 | 87.3 |
| 19A | Hülsenfrüchte | Pulses | Légumes secs | 100.6 | 100.6 | 100.6 | 100.6 | 100.6 | 100.6 | 100.6 | 100.6 | 100.6 | 100.6 | 100.6 | 100.6 | 100.6 |
| 19B | Ölsaaten | Oilseeds | Graines oléagineuses | 51.2 | 51.2 | 51.2 | 51.2 | 51.2 | 51.2 | 51.2 | 51.2 | 51.2 | 51.2 | 51.2 | 51.2 | 51.2 |
| 19C | Rohtabak | Raw tobacco | Tabac brut | 101.0 | 101.0 | 101.0 | 101.0 | 101.0 | 101.0 | 101.0 | 101.0 | 101.0 | 101.0 | 101.0 | 108.6 | 108.6 |
| 19D | Baumwolle | Cotton | Coton | - | - | - | - | - | - | - | - | - | - | - | - | - |
| 19E | Sonstige | Others | Autres | 85.8 | 85.8 | 85.8 | 85.8 | 85.8 | 85.8 | 85.8 | 85.8 | 85.8 | 85.8 | 85.8 | 87.3 | 87.3 |

NOMINALE PREISINDIZES / NOMINAL PRICE INDICES / INDICES DES PRIX NOMINAUX

1990 = 100 (ohne MwSt / excluding VAT / TVA exclue)



PORTUGAL

| | | | | 1995 | | | | 1996 | | | | | | | | |
|------|--|------------------------------------|------------------------------------|-------|-------|-------|-------|-------|-------|-------|-------|-------|-------|-------|-------|-------|
| | | | | sep | oct | nov | dec | jan | feb | mar | apr | mai | jun | jul | aug | sep |
| 2 | TIERE UND TIERISCHE ERZEUGNISSE | ANIMALS AND ANIMAL PRODUCTS | ANIMAUX ET PRODUITS ANIMAUX | 97.5 | 97.8 | 95.6 | 95.5 | 93.6 | 96.8 | 97.8 | 101.0 | 103.7 | 102.3 | 102.1 | 101.1 | 100.4 |
| 21 | Tiere (zur Schlachtung und für den Export) | Animals (for slaughter and export) | Animaux (boucherie et exportation) | 95.6 | 95.0 | 91.9 | 91.9 | 90.1 | 95.0 | 94.2 | 99.4 | 106.7 | 105.0 | 104.7 | 102.4 | 101.2 |
| 21A | Kälber | Calves | Veaux | 117.3 | 117.3 | 117.3 | 117.3 | 117.3 | 117.3 | 116.1 | 115.2 | 111.9 | 103.9 | 99.1 | 95.4 | 95.4 |
| 21B | Rinder ohne Kälber | Cattle excluding calves | Bovins sans veaux | 83.0 | 83.1 | 81.7 | 80.4 | 82.9 | 82.7 | 82.2 | 79.6 | 76.2 | 73.0 | 70.2 | 68.2 | 71.1 |
| 21C | Schweine | Pigs | Porcs | 94.7 | 91.9 | 90.3 | 91.2 | 90.2 | 95.0 | 93.9 | 95.3 | 110.6 | 124.3 | 128.2 | 122.8 | 116.1 |
| 21D | Schafe und Lämmer | Sheep and lambs | Moutons et agneaux | 119.1 | 121.7 | 124.1 | 134.6 | 130.3 | 127.9 | 122.0 | 126.0 | 130.5 | 133.9 | 134.4 | 136.0 | 142.2 |
| 21E | Geflügel | Poultry | Volailles | 87.7 | 89.0 | 74.0 | 67.5 | 55.7 | 78.3 | 80.5 | 114.6 | 128.2 | 87.8 | 87.1 | 102.6 | 101.9 |
| 21E1 | Masthähnchen | Chickens | Poulets | 98.0 | 99.3 | 80.1 | 71.1 | 56.5 | 84.8 | 87.5 | 128.1 | 143.5 | 95.6 | 93.1 | 111.0 | 112.4 |
| 21E2 | Sonstiges Geflügel | Other poultry | Autres volailles | 43.2 | 44.4 | 47.7 | 52.2 | 52.2 | 50.2 | 50.2 | 56.7 | 62.2 | 54.0 | 61.2 | 66.5 | 58.7 |
| 21F | Sonstige Tiere | Other animals | Autres animaux | 157.0 | 157.0 | 157.0 | 157.0 | 157.0 | 157.0 | 157.0 | 157.0 | 157.0 | 157.0 | 157.0 | 72.5 | 77.3 |
| 22 | Milch | Milk | Lait | 107.5 | 107.5 | 107.5 | 107.5 | 103.9 | 103.9 | 103.9 | 103.9 | 103.9 | 103.9 | 103.9 | 103.9 | 103.9 |
| 22A | Kuhmilch | Cow's milk | Lait de vache | 100.1 | 100.1 | 100.1 | 100.1 | 97.1 | 97.1 | 97.1 | 97.1 | 97.1 | 97.1 | 97.1 | 97.1 | 97.1 |
| 22B | Sonstige Milch | Other milk | Autres laits | 153.1 | 153.1 | 153.1 | 153.1 | 145.6 | 145.6 | 145.6 | 145.6 | 145.6 | 145.6 | 145.6 | 145.6 | 145.6 |
| 23 | Eier | Eggs | Oeufs | 89.9 | 98.9 | 95.6 | 94.9 | 98.4 | 97.8 | 117.6 | 115.9 | 89.1 | 84.4 | 84.9 | 91.4 | 92.3 |
| 24 | Sonstige tierische Erzeugnisse | Other animal products | Autres produits animaux | 54.2 | 54.2 | 54.2 | 54.2 | 54.2 | 54.2 | 54.2 | 54.2 | 54.2 | 54.2 | 54.2 | 54.2 | 54.2 |

NOMINALE PREISINDIZES / NOMINAL PRICE INDICES / INDICES DES PRIX NOMINAUX

1990 = 100 (ohne MwSt / excluding VAT / TVA exclue)



SUOMI/FINLAND

| | | | | 1995 | | | | | | 1996 | | | | | | |
|------|--|------------------------------------|------------------------------------|------|------|------|------|------|------|------|------|------|------|------|------|------|
| | | | | sep | oct | nov | dec | jan | feb | mar | apr | mai | jun | jul | aug | sep |
| 2 | TIERE UND TIERISCHE ERZEUGNISSE | ANIMALS AND ANIMAL PRODUCTS | ANIMAUX ET PRODUITS ANIMAUX | 76.1 | 75.6 | 75.5 | 75.8 | 66.1 | 64.7 | 61.3 | 59.2 | 59.3 | 59.4 | 59.9 | 62.1 | 65.7 |
| 21 | Tiere (zur Schlachtung und für den Export) | Animals (for slaughter and export) | Animaux (boucherie et exportation) | 60.5 | 59.3 | 59.6 | 60.4 | 42.2 | 42.2 | 42.0 | 42.0 | 42.1 | 42.1 | 43.2 | 42.7 | 42.0 |
| 21A | Kälber | Calves | Veaux | 53.1 | 47.9 | 51.5 | 42.5 | 65.0 | 48.3 | 63.1 | 55.9 | 55.2 | 58.1 | 56.2 | 59.4 | 52.5 |
| 21B | Rinder ohne Kälber | Cattle excluding calves | Bovins sans veaux | 59.3 | 58.6 | 56.8 | 57.4 | 42.1 | 43.6 | 43.2 | 42.8 | 42.5 | 41.6 | 42.7 | 41.4 | 40.2 |
| 21C | Schweine | Pigs | Porcs | 61.5 | 62.0 | 62.5 | 63.6 | 44.3 | 42.9 | 42.8 | 42.8 | 43.4 | 45.0 | 45.3 | 45.6 | 45.6 |
| 21D | Schafe und Lämmer | Sheep and lambs | Moutons et agneaux | 56.3 | 56.3 | 55.3 | 56.8 | 22.7 | 21.7 | 24.0 | 22.6 | 21.1 | 19.6 | 22.4 | 22.5 | 20.9 |
| 21E | Geflügel | Poultry | Volailles | 64.2 | 64.2 | 64.0 | 63.1 | 30.0 | 27.1 | 28.0 | 31.5 | 30.9 | 27.9 | 34.3 | 34.3 | 32.9 |
| 21E1 | Masthähnchen | Chickens | Poulets | - | - | - | - | - | - | - | - | - | - | - | - | - |
| 21E2 | Sonstiges Geflügel | Other poultry | Autres volailles | - | - | - | - | - | - | - | - | - | - | - | - | - |
| 21F | Sonstige Tiere | Other animals | Autres animaux | 30.5 | 30.2 | 30.2 | 28.0 | 28.4 | 26.9 | 28.7 | 28.3 | 28.7 | 29.7 | 30.4 | 32.1 | 33.0 |
| 22 | Milch | Milk | Lait | 93.6 | 93.7 | 93.1 | 93.0 | 91.7 | 88.8 | 82.0 | 77.6 | 77.8 | 77.8 | 77.8 | 82.9 | 90.8 |
| 22A | Kuhmilch | Cow's milk | Lait de vache | 93.6 | 93.7 | 93.1 | 93.0 | 91.7 | 88.8 | 82.0 | 77.6 | 77.8 | 77.8 | 77.8 | 82.9 | 90.8 |
| 22B | Sonstige Milch | Other milk | Autres laits | - | - | - | - | - | - | - | - | - | - | - | - | - |
| 23 | Eier | Eggs | Oeufs | 49.5 | 49.6 | 49.4 | 49.5 | 35.3 | 35.5 | 35.9 | 36.0 | 36.3 | 36.6 | 36.9 | 37.1 | 37.2 |
| 24 | Sonstige tierische Erzeugnisse | Other animal products | Autres produits animaux | 83.6 | 83.6 | 83.6 | 83.6 | 83.6 | 83.6 | 83.6 | 83.6 | 83.6 | 83.6 | 83.6 | 83.6 | 89.7 |

NOMINALE PREISINDIZES / NOMINAL PRICE INDICES / INDICES DES PRIX NOMINAUX

1990 = 100 (ohne MwSt / excluding VAT / TVA exclue)



SVERIGE

| | | | 1995 | | | | 1996 | | | | | | | | | | |
|------|--|------------------------------------|------------------------------------|-------|-------|-------|-------|-------|-------|-------|-------|-------|-------|-------|-------|-------|--|
| | | | sep | oct | nov | dec | jan | feb | mar | apr | mai | jun | jul | aug | sep | | |
| 2 | TIERE UND TIERISCHE ERZEUGNISSE | ANIMALS AND ANIMAL PRODUCTS | ANIMAUX ET PRODUITS ANIMAUX | 95.5 | 94.1 | 94.5 | 93.8 | 93.7 | 92.9 | 93.8 | 93.5 | 93.3 | 92.0 | 93.2 | 92.8 | 93.5 | |
| 21 | Tiere (zur Schlachtung und für den Export) | Animals (for slaughter and export) | Animaux (boucherie et exportation) | 91.6 | 90.0 | 89.4 | 87.7 | 85.0 | 81.4 | 82.9 | 82.1 | 82.8 | 81.8 | 81.7 | 81.0 | 82.7 | |
| 21A | Kälber | Calves | Veaux | 105.7 | 106.7 | 106.9 | 106.3 | 107.1 | 104.3 | 105.6 | 105.4 | 102.6 | 96.5 | 88.1 | 86.9 | 85.3 | |
| 21B | Rinder ohne Kälber | Cattle excluding calves | Bovins sans veaux | 93.4 | 87.5 | 86.5 | 86.4 | 84.5 | 80.5 | 81.3 | 80.9 | 81.9 | 81.1 | 79.0 | 76.4 | 72.8 | |
| 21C | Schweine | Pigs | Porcs | 91.7 | 93.4 | 93.0 | 89.6 | 85.5 | 82.0 | 84.3 | 83.2 | 83.6 | 82.6 | 84.5 | 85.6 | 91.8 | |
| 21D | Schafe und Lämmer | Sheep and lambs | Moutons et agneaux | 68.0 | 67.1 | 67.4 | 68.5 | 78.0 | 78.3 | 81.5 | 82.8 | 84.7 | 82.9 | 80.4 | 70.4 | 71.0 | |
| 21E | Geflügel | Poultry | Volailles | 79.6 | 79.3 | 79.2 | 79.1 | 79.1 | 77.1 | 76.4 | 74.4 | 75.9 | 75.8 | 75.8 | 75.9 | 75.8 | |
| 21E1 | Masthähnchen | Chickens | Poulets | 79.6 | 79.3 | 79.2 | 79.1 | 79.1 | 77.1 | 76.4 | 74.4 | 75.9 | 75.8 | 75.8 | 75.9 | 75.8 | |
| 21E2 | Sonstiges Geflügel | Other poultry | Autres volailles | - | - | - | - | - | - | - | - | - | - | - | - | - | |
| 21F | Sonstige Tiere | Other animals | Autres animaux | 56.6 | 56.6 | 56.6 | 53.9 | 53.7 | 51.8 | 53.7 | 53.7 | 53.7 | 55.6 | 55.6 | 53.7 | 53.7 | |
| 22 | Milch | Milk | Lait | 101.1 | 99.6 | 101.0 | 101.0 | 103.0 | 104.2 | 104.3 | 104.4 | 103.1 | 101.6 | 104.3 | 104.0 | 104.0 | |
| 22A | Kuhmilch | Cow's milk | Lait de vache | 101.1 | 99.6 | 101.0 | 101.0 | 103.0 | 104.2 | 104.3 | 104.4 | 103.1 | 101.6 | 104.3 | 104.0 | 104.0 | |
| 22B | Sonstige Milch | Other milk | Autres laits | - | - | - | - | - | - | - | - | - | - | - | - | - | |
| 23 | Eier | Eggs | Oeufs | 74.1 | 74.0 | 73.7 | 74.7 | 75.2 | 77.8 | 80.7 | 80.5 | 83.6 | 82.1 | 79.8 | 80.3 | 79.3 | |
| 24 | Sonstige tierische Erzeugnisse | Other animal products | Autres produits animaux | - | - | - | - | - | - | - | - | - | - | - | - | - | |

NOMINALE PREISINDIZES / NOMINAL PRICE INDICES / INDICES DES PRIX NOMINAUX

1990 = 100 (ohne MwSt / excluding VAT / TVA exclue)



UNITED KINGDOM

| | | | 1995 | 1995 | 1995 | 1995 | 1996 | 1996 | 1996 | 1996 | 1996 | 1996 | 1996 | 1996 | 1996 | |
|------|--|------------------------------------|------------------------------------|-------|-------|-------|-------|-------|-------|-------|-------|-------|-------|-------|-------|-------|
| | | | sep | oct | nov | dec | jan | feb | mar | apr | mai | Jun | Jul | aug | sep | |
| 2 | TIERE UND TIERISCHE ERZEUGNISSE | ANIMALS AND ANIMAL PRODUCTS | ANIMAUX ET PRODUITS ANIMAUX | 121.7 | 120.4 | 121.3 | 121.5 | 122.5 | 124.7 | 126.7 | 123.6 | 118.9 | 119.7 | 123.3 | 122.2 | 121.5 |
| 21 | Tiere (zur Schlachtung und für den Export) | Animals (for slaughter and export) | Animaux (boucherie et exportation) | 112.7 | 109.8 | 115.5 | 115.9 | 117.6 | 120.8 | 122.6 | 123.8 | 118.3 | 115.6 | 112.8 | 110.2 | 110.6 |
| 21A | Kälber | Calves | Veaux | 118.8 | 127.9 | 127.9 | 127.9 | 131.4 | 131.4 | 131.4 | 89.0 | 89.0 | 89.0 | 80.9 | 80.9 | 80.9 |
| 21B | Rinder ohne Kälber | Cattle excluding calves | Bovins sans veaux | 118.3 | 116.0 | 116.3 | 111.3 | 111.4 | 112.3 | 111.0 | 99.7 | 95.6 | 97.8 | 95.5 | 91.5 | 90.1 |
| 21C | Schweine | Pigs | Porcs | 110.7 | 112.4 | 114.6 | 118.4 | 120.3 | 124.6 | 123.3 | 125.5 | 126.6 | 132.9 | 134.5 | 128.7 | 125.6 |
| 21D | Schafe und Lämmer | Sheep and lambs | Moutons et agneaux | 120.6 | 102.0 | 136.0 | 145.2 | 151.6 | 163.6 | 185.9 | 221.2 | 190.8 | 154.2 | 136.2 | 135.7 | 146.6 |
| 21E | Geflügel | Poultry | Volailles | 98.3 | 98.9 | 100.9 | 102.1 | 103.4 | 104.6 | 102.3 | 106.8 | 106.8 | 106.7 | 108.2 | 110.7 | 111.6 |
| 21E1 | Masthähnchen | Chickens | Poulets | 94.4 | 95.1 | 96.0 | 96.1 | 97.9 | 99.6 | 101.3 | 105.8 | 106.3 | 105.8 | 107.3 | 108.0 | 108.0 |
| 21E2 | Sonstiges Geflügel | Other poultry | Autres volailles | 107.9 | 108.4 | 113.2 | 117.1 | 117.0 | 117.0 | 104.7 | 109.2 | 108.1 | 108.9 | 110.5 | 117.5 | 120.5 |
| 21F | Sonstige Tiere | Other animals | Autres animaux | - | - | - | - | - | - | - | - | - | - | - | - | - |
| 22 | Milch | Milk | Lait | 141.2 | 141.8 | 134.1 | 133.7 | 134.1 | 134.3 | 135.9 | 126.7 | 121.6 | 128.0 | 142.8 | 143.6 | 140.9 |
| 22A | Kuhmilch | Cow's milk | Lait de vache | 141.2 | 141.8 | 134.1 | 133.7 | 134.1 | 134.3 | 135.9 | 126.7 | 121.6 | 128.0 | 142.8 | 143.6 | 140.9 |
| 22B | Sonstige Milch | Other milk | Autres laits | - | - | - | - | - | - | - | - | - | - | - | - | - |
| 23 | Eier | Eggs | Oeufs | 88.3 | 90.4 | 97.3 | 100.3 | 99.8 | 104.4 | 111.2 | 103.6 | 109.3 | 109.4 | 105.9 | 105.8 | 107.9 |
| 24 | Sonstige tierische Erzeugnisse | Other animal products | Autres produits animaux | 122.6 | 122.6 | 122.6 | 122.6 | 119.4 | 119.4 | 119.4 | 119.4 | 116.2 | 116.2 | 116.2 | 116.2 | 116.2 |

NOMINALE PREISINDIZES / NOMINAL PRICE INDICES / INDICES DES PRIX NOMINAUX

1990 = 100 (ohne MwSt / excluding VAT / TVA exclue)



EUR 15

| | | | 1995 sep | oct | nov | dec | 1996 jan | feb | mar | apr | mai | jun | jul | aug | sep | |
|------|--|--|---|-------|-------|-------|-------------|-------|-------|-------|-------|-------|-------|-------|-------|-------|
| 0 | INSGESAMT | TOTAL | TOTAL | 104.3 | 104.5 | 105.8 | 107.7 | 107.9 | 111.1 | 113.2 | 109.4 | 109.7 | 107.2 | 104.1 | 102.5 | 103.8 |
| (0) | INSGESAMT (ohne Obst und Gemüse) | TOTAL (excl. fruit and vegetables) | TOTAL (sans fruits et légumes) | 103.5 | 103.9 | 104.7 | 105.4 | 105.2 | 106.5 | 106.5 | 105.4 | 105.6 | 104.1 | 103.4 | 103.3 | 103.7 |
| 1 | PFLANZLICHE ERZEUGNISSE | CROP PRODUCTS | PRODUITS VEGETAUX | 107.0 | 108.1 | 110.6 | 114.7 | 116.5 | 122.1 | 126.3 | 118.8 | 118.8 | 113.5 | 106.5 | 102.6 | 104.3 |
| (1) | PFLANZLICHE ERZEUGNISSE (ohne Obst und Gemüse) | CROP PRODUCTS (excl. fruit and vegetables) | PRODUITS VEGETAUX (sans fruits et légumes) | 106.0 | 108.3 | 109.8 | 111.7 | 113.5 | 115.1 | 114.7 | 112.6 | 112.2 | 108.2 | 105.9 | 104.7 | 104.1 |
| 11 | Getreide und Reis | Cereals and rice | Céréales et riz | 91.9 | 92.7 | 94.8 | 95.9 | 95.9 | 95.6 | 95.2 | 96.1 | 97.3 | 95.5 | 89.6 | 87.4 | 86.5 |
| 11A | Weichweizen | Soft wheat | Blé tendre | 85.6 | 88.2 | 90.2 | 91.5 | 91.8 | 91.5 | 91.2 | 92.4 | 94.7 | 92.9 | 85.7 | 82.9 | 82.5 |
| 11B | Hartweizen | Durum wheat | Blé dur | 95.8 | 97.1 | 97.6 | 97.2 | 95.7 | 94.4 | 94.5 | 94.1 | 92.7 | 90.3 | 84.5 | 84.8 | 84.6 |
| 11C | Futtergerste | Feeding barley | Orge fourragère | 88.5 | 91.0 | 93.3 | 95.0 | 95.5 | 94.8 | 94.1 | 93.9 | 95.5 | 93.0 | 86.6 | 83.4 | 83.6 |
| 11D | Braugerste | Malting barley | Orge de brasserie | 102.5 | 103.0 | 105.8 | 108.0 | 107.0 | 106.1 | 104.9 | 101.8 | 98.8 | 95.6 | 90.0 | 89.7 | 90.0 |
| 11E | Hafer | Oats | Avoine | 78.7 | 80.0 | 81.4 | 82.2 | 82.9 | 83.3 | 83.5 | 84.5 | 85.9 | 84.8 | 81.4 | 79.7 | 78.8 |
| 11F | Körnermais | Grain-maize | Maïs-grain | 98.9 | 94.0 | 97.1 | 97.6 | 96.6 | 96.8 | 96.6 | 100.2 | 101.2 | 99.8 | 96.4 | 94.9 | 92.5 |
| 11G | Rohreis | Paddy rice | Riz non décortiqué | 155.1 | 148.8 | 150.2 | 151.0 | 154.7 | 156.0 | 156.1 | 158.2 | 160.0 | 162.2 | 160.8 | 156.9 | 147.2 |
| 11H | Sonstiges Getreide | Others | Autres | 66.4 | 66.4 | 66.7 | 69.4 | 68.8 | 69.7 | 70.2 | 71.6 | 73.9 | 72.6 | 72.1 | 68.3 | 67.7 |
| 12 | Hackfrüchte | Root crops | Plantes sarclées | 116.9 | 114.9 | 114.0 | 114.8 | 122.0 | 120.3 | 123.1 | 124.2 | 122.1 | 118.8 | 112.9 | 109.4 | 103.1 |
| 12A | Speisekartoffeln | Potatoes for consumption | Pommes de terre de consommation | 128.3 | 123.9 | 121.9 | 123.1 | 139.2 | 134.1 | 140.4 | 142.8 | 138.0 | 131.3 | 116.9 | 108.9 | 96.1 |
| 12A1 | Frühkartoffeln | Early potatoes | Pommes de terre hâtives | 19.3 | - | - | - | 19.3 | 19.3 | 19.3 | 78.3 | 89.8 | 93.1 | 52.7 | 16.4 | 9.5 |
| 12A2 | Übrige Kartoffeln (Lager) | Main-crop potatoes | Autres pommes de terre | 105.0 | 118.7 | 115.7 | 117.5 | 114.7 | 110.5 | 115.1 | 122.2 | 120.2 | 68.4 | 65.0 | 81.9 | 77.4 |
| 12B | Zuckerrüben | Sugar beet | Betteraves sucrières | 109.0 | 108.8 | 108.9 | 109.3 | 109.2 | 110.2 | 110.2 | 110.2 | 110.3 | 109.8 | 111.0 | 111.3 | 110.1 |
| 12C | Sonstige Hackfrüchte | Others | Autres | 87.0 | 88.2 | 88.2 | 88.2 | 89.0 | 89.0 | 89.0 | 89.0 | 89.5 | 89.5 | 89.5 | 89.4 | 89.4 |
| 13 | Obst | Fruit | Fruits | 106.0 | 117.5 | 124.1 | 130.7 | 121.9 | 122.0 | 130.1 | 118.7 | 140.1 | 135.4 | 115.0 | 99.9 | 104.3 |
| 13A | Frischobst | Fresh fruit | Fruits frais | 103.1 | 111.9 | 128.0 | 133.9 | 116.2 | 115.2 | 126.4 | 119.4 | 135.7 | 134.2 | 113.4 | 99.2 | 102.0 |
| 13B | Trockenfrüchte | Nuts and dried fruit | Fruits secs | 176.3 | 161.1 | 162.6 | 154.1 | 162.2 | 160.3 | 138.3 | 137.3 | 170.2 | 166.8 | 204.5 | 194.0 | 181.0 |
| 13B1 | Nüsse | Nuts | Fruits à coque | 188.4 | 179.4 | 172.4 | 157.6 | 169.0 | 166.6 | 136.8 | 135.4 | 179.8 | 175.4 | 224.1 | 210.6 | 193.3 |
| 13B2 | Getrocknetes Obst | Dried fruit | Fruits séchés | 166.4 | 167.8 | 172.9 | 172.5 | 172.5 | 172.5 | 172.5 | 172.5 | 172.5 | 172.5 | 172.5 | 172.5 | 171.3 |
| 14 | Frischgemüse | Fresh vegetables | Légumes frais | 111.6 | 102.0 | 105.9 | 115.4 | 124.9 | 150.9 | 170.3 | 144.0 | 132.9 | 119.7 | 102.2 | 96.4 | 103.6 |
| 15 | Weinmost/Wein | Wine must/Wine | Moût/Vin | 110.4 | 114.4 | 116.8 | 119.0 | 121.5 | 121.9 | 124.5 | 122.8 | 119.6 | 116.7 | 115.2 | 117.9 | 115.2 |
| 15A | Weinmost | Wine must | Moût | 116.2 | 128.7 | 128.1 | 128.4 | 130.9 | 130.2 | 129.7 | 129.1 | 129.2 | 129.5 | 129.5 | 130.3 | |
| 15B | Wein | Wine | Vin | 110.0 | 113.5 | 116.1 | 118.4 | 120.9 | 121.4 | 124.2 | 122.4 | 119.0 | 115.9 | 114.3 | 117.1 | 114.2 |
| 15B1 | Tafelwein | Table wine | Vin de table | 100.1 | 102.8 | 105.3 | 106.3 | 108.0 | 108.5 | 108.7 | 108.0 | 107.3 | 105.0 | 103.8 | 102.4 | 102.5 |
| 15B2 | Qualitätswein | Quality wine | Vin de qualité | 89.8 | 92.3 | 99.5 | 101.9 | 105.2 | 106.4 | 105.7 | 106.0 | 105.9 | 104.6 | 105.6 | 107.1 | 105.2 |
| 16 | Oliven und Olivenöl | Olives and olive oil | Olives et huile d'olives | 166.2 | 167.0 | 174.4 | 182.1 | 198.2 | 197.1 | 192.3 | 191.3 | 193.1 | 190.2 | 189.1 | 192.4 | 194.3 |
| 17 | Saatgut | Seeds | Semences | 116.6 | 109.2 | 114.5 | 114.6 | 116.0 | 109.5 | 110.7 | 108.2 | 111.6 | 112.8 | 112.0 | 105.2 | 105.2 |
| 18 | Blumen, Zierpflanzen und Baumschulerzeugnisse | Flowers, ornamental plants and tree-nursery products | Fleurs, plantes ornementales et produits de pépinière | 113.1 | 123.9 | 122.6 | 126.8 | 121.0 | 137.8 | 131.3 | 114.3 | 113.2 | 97.5 | 103.5 | 100.0 | 105.5 |
| 19 | Sonstige pflanzliche Erzeugnisse | Other crop products | Autres produits végétaux | 88.2 | 89.5 | 90.5 | 90.6 | 90.9 | 90.2 | 89.5 | 90.6 | 91.4 | 90.4 | 89.9 | 89.7 | 91.2 |
| 19A | Hülsenfrüchte | Pulses | Légumes secs | 73.3 | 75.2 | 76.9 | 79.0 | 78.8 | 78.0 | 78.5 | 79.8 | 80.5 | 79.6 | 76.3 | 74.5 | 75.5 |
| 19B | Ölsaaten | Oilseeds | Graines oléagineuses | 60.1 | 60.5 | 61.1 | 60.8 | 61.5 | 61.0 | 59.9 | 62.8 | 64.8 | 64.1 | 62.5 | 61.7 | 61.2 |
| 19C | Rohtabak | Raw tobacco | Tabac brut | 121.0 | 124.3 | 124.4 | 124.5 | 124.0 | 123.6 | 122.1 | 122.1 | 122.1 | 122.1 | 126.3 | 126.4 | 126.5 |
| 19D | Baumwolle | Cotton | Coton | 169.9 | 171.7 | 172.4 | 169.4 | 165.9 | 162.3 | 162.3 | 162.3 | 162.3 | 162.3 | 162.3 | 162.3 | 171.5 |
| 19E | Sonstige | Others | Autres | 107.3 | 108.9 | 112.5 | 113.8 | 117.9 | 119.5 | 119.1 | 114.5 | 111.9 | 107.2 | 109.6 | 113.6 | 118.2 |


NOMINALE PREISINDIZES / NOMINAL PRICE INDICES / INDICES DES PRIX NOMINAUX

1990 = 100 (ohne MwSt / excluding VAT / TVA exclue)



EUR 15

| | | | 1995 | | | | 1996 | | | | | | | | | |
|------|--|------------------------------------|------------------------------------|-------|-------|-------|-------|-------|-------|-------|-------|-------|-------|-------|-------|-------|
| | | | sep | oct | nov | dec | jan | feb | mar | apr | mal | jun | jul | aug | sep | |
| 2 | TIERE UND TIERISCHE ERZEUGNISSE | ANIMALS AND ANIMAL PRODUCTS | ANIMAUX ET PRODUITS ANIMAUX | 101.8 | 101.1 | 101.3 | 101.3 | 99.9 | 100.9 | 101.2 | 100.8 | 101.3 | 101.4 | 101.9 | 102.4 | 103.3 |
| 21 | Tiere (zur Schlachtung und für den Export) | Animals (for slaughter and export) | Animaux (boucherie et exportation) | 98.9 | 96.9 | 97.3 | 96.9 | 95.4 | 96.7 | 97.7 | 99.7 | 101.9 | 101.7 | 100.6 | 100.4 | 101.3 |
| 21A | Kälber | Calves | Veaux | 105.9 | 103.8 | 103.6 | 102.9 | 102.5 | 101.8 | 100.3 | 96.3 | 99.2 | 96.1 | 91.3 | 90.4 | 91.1 |
| 21B | Rinder ohne Kälber | Cattle excluding calves | Bovins sans veaux | 97.2 | 96.2 | 95.2 | 93.2 | 92.7 | 93.2 | 92.9 | 88.2 | 86.8 | 84.7 | 81.1 | 80.3 | 81.3 |
| 21C | Schweine | Pigs | Porcs | 95.2 | 92.8 | 93.4 | 94.1 | 92.2 | 94.0 | 95.4 | 98.8 | 106.7 | 113.2 | 115.6 | 115.8 | 112.5 |
| 21D | Schafe und Lämmer | Sheep and lambs | Moutons et agneaux | 115.3 | 110.6 | 119.9 | 124.1 | 122.8 | 125.8 | 132.1 | 151.8 | 142.0 | 129.9 | 126.0 | 128.3 | 135.3 |
| 21E | Geflügel | Poultry | Volailles | 96.7 | 93.5 | 94.4 | 93.8 | 93.0 | 95.3 | 96.6 | 104.7 | 104.6 | 101.7 | 100.9 | 100.4 | 108.5 |
| 21E1 | Masthähnchen | Chickens | Poulets | 100.7 | 96.4 | 96.5 | 94.6 | 94.5 | 98.3 | 100.3 | 112.5 | 113.0 | 107.8 | 106.2 | 105.3 | 115.6 |
| 21E2 | Sonstiges Geflügel | Other poultry | Autres volailles | 92.8 | 92.7 | 94.3 | 96.0 | 93.6 | 94.2 | 93.8 | 94.1 | 93.8 | 93.3 | 94.3 | 96.3 | 98.4 |
| 21F | Sonstige Tiere | Other animals | Autres animaux | 109.4 | 112.8 | 112.7 | 110.0 | 98.3 | 98.2 | 101.6 | 116.9 | 117.1 | 107.1 | 105.0 | 105.9 | 111.1 |
| 22 | Milch | Milk | Lait | 107.5 | 108.5 | 108.1 | 107.9 | 106.7 | 105.9 | 104.0 | 100.7 | 99.7 | 100.4 | 103.6 | 105.5 | 106.2 |
| 22A | Kuhmilch | Cow's milk | Lait de vache | 105.7 | 106.8 | 106.3 | 106.1 | 105.2 | 104.5 | 102.5 | 99.1 | 98.2 | 99.0 | 102.4 | 104.4 | 105.1 |
| 22B | Sonstige Milch | Other milk | Autres laits | 140.7 | 140.9 | 141.4 | 141.2 | 135.2 | 130.4 | 130.2 | 129.4 | 127.5 | 126.1 | 126.7 | 127.0 | 127.3 |
| 23 | Eier | Eggs | Oeufs | 97.2 | 99.1 | 101.6 | 108.0 | 106.1 | 114.4 | 122.6 | 112.1 | 104.5 | 103.1 | 104.4 | 105.1 | 107.6 |
| 24 | Sonstige tierische Erzeugnisse | Other animal products | Autres produits animaux | 110.4 | 112.9 | 112.6 | 112.5 | 107.0 | 109.8 | 111.4 | 124.8 | 112.5 | 111.9 | 110.9 | 105.6 | 105.7 |



Deflationierte Indizes

Deflated indices

Indices déflatés

DEFLATIONIERTE PREISINDIZES / DEFLATED PRICE INDICES / INDICES DES PRIX DEFLATES

1990 = 100 (ohne MwSt / excluding VAT / TVA exclue)



BELGIQUE / BELGIE

| | | | 1995 | | | | 1996 | | | | | | | | |
|-----|--|--|-------|-------|-------|------|-------|-------|-------|-------|-------|-------|------|-------|------|
| | | | sep | oct | nov | dec | jan | feb | mar | apr | mai | Jun | Jul | aug | sep |
| 0 | INSGESAMT | TOTAL | 81.1 | 76.8 | 78.6 | 81.2 | 80.9 | 85.3 | 84.2 | 80.4 | 83.6 | 82.5 | 79.2 | 80.4 | 79.3 |
| (0) | INSGESAMT (ohne Obst und Gemüse) | TOTAL (excl. fruit and vegetables) | 81.5 | 78.6 | 80.4 | 79.3 | 77.8 | 79.9 | 78.9 | 77.2 | 79.3 | 82.7 | 78.9 | 81.6 | 78.3 |
| 1 | PFLANZLICHE ERZEUGNISSE | CROP PRODUCTS | 83.7 | 75.6 | 80.3 | 85.9 | 88.2 | 98.4 | 96.4 | 87.8 | 94.6 | 88.4 | 80.9 | 82.6 | 78.9 |
| (1) | PFLANZLICHE ERZEUGNISSE (ohne Obst und Gemüse) | CROP PRODUCTS (excl. fruit and vegetables) | 87.5 | 81.9 | 88.9 | 81.9 | 81.0 | 86.4 | 84.0 | 80.4 | 85.3 | 93.6 | 81.0 | 89.4 | 74.3 |
| 11 | Getreide und Reis | Cereals and rice | 64.0 | 66.3 | 67.6 | 67.8 | 67.2 | 66.7 | 66.1 | 70.4 | 73.6 | 72.1 | 69.2 | 61.7 | 61.9 |
| 12 | Hackfrüchte | Root crops | 98.4 | 96.0 | 93.0 | 92.7 | 85.1 | 82.0 | 84.3 | 79.3 | 73.5 | 111.8 | 80.0 | 76.0 | 66.9 |
| 12A | Speisekartoffeln | Potatoes for consumption | 108.4 | 104.6 | 97.1 | 96.4 | 77.6 | 69.6 | 75.9 | 62.9 | 47.3 | 148.7 | 65.4 | 55.2 | 30.8 |
| 12B | Zuckerrüben | Sugar beet | 92.6 | 91.0 | 90.8 | 90.7 | 89.9 | 89.7 | 89.6 | 89.5 | 89.6 | 89.6 | 89.1 | 88.9 | 89.1 |
| 12C | Sonstige Hackfrüchte | Others | 78.0 | 78.2 | 78.0 | 77.9 | 77.2 | 77.1 | 77.0 | 76.9 | 77.0 | 77.0 | 76.5 | 76.3 | 76.5 |
| 13 | Obst | Fruit | 63.2 | 59.0 | 56.8 | 67.1 | 63.3 | 68.2 | 70.4 | 78.5 | 112.0 | 98.4 | 84.3 | 85.2 | 90.2 |
| 13A | Frischobst | Fresh fruit | 63.2 | 59.0 | 56.8 | 67.1 | 63.3 | 68.2 | 70.4 | 78.5 | 112.0 | 98.4 | 84.3 | 85.2 | 90.2 |
| 13B | Trockenfrüchte | Nuts and dried fruit | - | - | - | - | - | - | - | - | - | - | - | - | - |
| 14 | Frischgemüse | Fresh vegetables | 84.0 | 70.6 | 73.7 | 98.6 | 108.4 | 128.3 | 125.4 | 103.0 | 104.4 | 76.4 | 79.6 | 70.6 | 82.7 |
| 15 | Weinmost/Wein | Wine must/Wine | - | - | - | - | - | - | - | - | - | - | - | - | - |
| 16 | Oliven und Olivenöl | Olives and olive oil | - | - | - | - | - | - | - | - | - | - | - | - | - |
| 17 | Saatgut | Seeds | 91.8 | 92.1 | 91.8 | 91.8 | 91.0 | 90.8 | 90.7 | 90.5 | 90.7 | 90.7 | 90.1 | 89.9 | 90.1 |
| 18 | Blumen, Zierpflanzen und Baumschulerzeugnisse | Flowers, ornamental plants and tree-nursery products | 91.5 | 75.6 | 100.0 | 77.7 | 84.9 | 105.3 | 96.4 | 88.3 | 106.9 | 88.9 | 90.2 | 125.2 | 90.0 |
| 19 | Sonstige pflanzliche Erzeugnisse | Other crop products | 84.1 | 83.6 | 81.0 | 87.6 | 84.0 | 84.4 | 80.4 | 80.3 | 84.9 | 84.8 | 80.0 | 82.7 | 80.4 |
| 2 | TIERE UND TIERISCHE ERZEUGNISSE | ANIMALS AND ANIMAL PRODUCTS | 79.6 | 77.5 | 77.7 | 78.5 | 76.8 | 77.9 | 77.3 | 76.2 | 77.4 | 79.2 | 78.2 | 79.1 | 79.5 |
| 21 | Tiere (zur Schlachtung und für den Export) | Animals (for slaughter and export) | 77.4 | 74.1 | 72.6 | 72.4 | 71.0 | 72.3 | 74.0 | 75.6 | 78.1 | 81.2 | 79.9 | 80.6 | 78.8 |
| 21A | Kälber | Calves | 85.0 | 78.3 | 77.2 | 78.2 | 78.7 | 79.1 | 79.2 | 78.6 | 81.4 | 81.8 | 74.8 | 72.6 | 73.1 |
| 21B | Rinder ohne Kälber | Cattle excluding calves | 72.6 | 73.1 | 71.7 | 69.4 | 68.0 | 68.0 | 67.9 | 66.6 | 64.4 | 62.8 | 60.7 | 59.6 | 60.7 |
| 21C | Schweine | Pigs | 77.6 | 73.3 | 72.5 | 73.9 | 71.9 | 73.7 | 76.2 | 79.7 | 86.9 | 92.5 | 93.3 | 95.1 | 92.3 |
| 21D | Schafe und Lämmer | Sheep and lambs | 67.2 | 66.8 | 66.0 | 63.4 | 61.8 | 62.7 | 67.3 | 81.3 | 79.9 | 72.0 | 69.4 | 63.3 | 60.6 |
| 21E | Geflügel | Poultry | 87.8 | 77.0 | 69.1 | 66.3 | 67.6 | 73.3 | 80.5 | 86.9 | 78.7 | 93.0 | 88.5 | 95.2 | 82.6 |
| 21F | Sonstige Tiere | Other animals | 89.2 | 93.8 | 93.3 | 88.3 | 80.1 | 77.3 | 77.9 | 80.6 | 79.9 | 66.7 | 66.0 | 73.7 | 82.8 |
| 22 | Milch | Milk | 86.6 | 88.7 | 94.1 | 94.1 | 93.2 | 91.2 | 81.8 | 76.1 | 76.2 | 74.4 | 73.9 | 75.6 | 81.3 |
| 23 | Eier | Eggs | 77.7 | 71.6 | 71.3 | 95.5 | 82.2 | 98.1 | 109.5 | 86.5 | 72.6 | 72.9 | 74.8 | 74.3 | 81.4 |
| 24 | Sonstige tierische Erzeugnisse | Other animal products | 88.3 | 88.5 | 88.3 | 88.2 | 87.5 | 87.3 | 87.2 | 87.1 | 87.2 | 87.2 | 86.6 | 86.4 | 86.6 |

DEFLATIONIERTE PREISINDIZES / DEFLATED PRICE INDICES / INDICES DES PRIX DEFLATES

1990 = 100 (ohne MwSt / excluding VAT / TVA exclue)



DANMARK

| | | | 1995 | | | | 1996 | | | | | | | | |
|-----|--|--|-------|-------|-------|-------|-------|-------|-------|-------|-------|-------|-------|-------|-------|
| | | | sep | oct | nov | dec | jan | feb | mar | apr | mai | jun | jul | aug | sep |
| 0 | INSGESAMT | TOTAL | 75.9 | 74.6 | 75.2 | 75.8 | 75.1 | 76.0 | 76.3 | 76.9 | 78.5 | 82.8 | 81.3 | 78.3 | 77.4 |
| (0) | INSGESAMT (ohne Obst und Gemüse) | TOTAL (excl. fruit and vegetables) | 75.7 | 74.5 | 75.1 | 75.5 | 74.8 | 75.6 | 75.9 | 76.5 | 78.2 | 82.4 | 81.4 | 78.3 | 77.3 |
| 1 | PFLANZLICHE ERZEUGNISSE | CROP PRODUCTS | 75.6 | 74.2 | 76.7 | 77.9 | 76.4 | 77.4 | 78.3 | 78.9 | 82.6 | 88.3 | 83.4 | 74.5 | 71.9 |
| (1) | PFLANZLICHE ERZEUGNISSE (ohne Obst und Gemüse) | CROP PRODUCTS (excl. fruit and vegetables) | 75.1 | 73.9 | 76.5 | 77.0 | 75.5 | 76.5 | 77.3 | 77.8 | 81.7 | 87.5 | 83.6 | 74.3 | 71.5 |
| 11 | Getreide und Reis | Cereals and rice | 71.4 | 75.3 | 77.3 | 79.5 | 79.2 | 79.2 | 79.1 | 79.8 | 83.7 | 80.3 | 79.0 | 65.6 | 65.3 |
| 12 | Hackfrüchte | Root crops | 104.3 | 101.4 | 102.4 | 103.1 | 101.8 | 101.5 | 103.1 | 102.7 | 102.3 | 126.4 | 99.6 | 97.1 | 95.7 |
| 12A | Speisekartoffeln | Potatoes for consumption | 135.0 | 118.7 | 127.0 | 131.4 | 122.0 | 123.1 | 137.6 | 135.6 | 135.1 | 300.1 | 115.2 | 98.9 | 92.5 |
| 12B | Zuckerrüben | Sugar beet | 104.8 | 103.5 | 103.3 | 103.3 | 103.4 | 102.9 | 102.3 | 102.1 | 101.7 | 101.8 | 101.9 | 101.8 | 101.2 |
| 12C | Sonstige Hackfrüchte | Others | 84.3 | 85.5 | 85.3 | 85.4 | 85.5 | 85.0 | 84.5 | 84.3 | 84.0 | 84.1 | 84.2 | 84.1 | 83.7 |
| 13 | Obst | Fruit | 100.0 | 96.5 | 97.8 | 100.3 | 93.6 | 84.2 | 74.1 | 73.9 | 73.6 | 143.3 | 64.1 | 86.2 | 113.0 |
| 13A | Frischobst | Fresh fruit | 100.0 | 96.5 | 97.8 | 100.3 | 93.6 | 84.2 | 74.1 | 73.9 | 73.6 | 143.3 | 64.1 | 86.2 | 113.0 |
| 13B | Trockenfrüchte | Nuts and dried fruit | - | - | - | - | - | - | - | - | - | - | - | - | - |
| 14 | Frischgemüse | Fresh vegetables | 81.2 | 74.6 | 73.3 | 95.8 | 100.5 | 105.2 | 113.4 | 118.4 | 115.3 | 89.4 | 83.4 | 72.9 | 65.9 |
| 15 | Weinmost/Wein | Wine must/Wine | - | - | - | - | - | - | - | - | - | - | - | - | - |
| 16 | Oliven und Olivenöl | Olives and olive oil | - | - | - | - | - | - | - | - | - | - | - | - | - |
| 17 | Saatgut | Seeds | 104.3 | 104.3 | 104.1 | 104.2 | 103.3 | 102.8 | 102.2 | 102.0 | 101.6 | 101.7 | 101.8 | 101.7 | 101.1 |
| 18 | Blumen, Zierpflanzen und Baumschulerzeugnisse | Flowers, ornamental plants and tree-nursery products | 95.2 | 79.7 | 88.5 | 85.0 | 81.9 | 87.4 | 92.3 | 91.9 | 101.7 | 128.5 | 122.7 | 106.9 | 93.0 |
| 19 | Sonstige pflanzliche Erzeugnisse | Other crop products | 50.6 | 51.2 | 51.4 | 51.5 | 48.4 | 48.6 | 47.9 | 48.9 | 50.7 | 50.8 | 53.2 | 53.4 | 53.4 |
| 2 | TIERE UND TIERISCHE ERZEUGNISSE | ANIMALS AND ANIMAL PRODUCTS | 76.1 | 74.9 | 74.4 | 74.7 | 74.4 | 75.2 | 75.2 | 75.9 | 76.4 | 79.8 | 80.2 | 80.4 | 80.4 |
| 21 | Tiere (zur Schlachtung und für den Export) | Animals (for slaughter and export) | 72.1 | 70.3 | 70.3 | 70.6 | 70.2 | 71.7 | 71.8 | 73.1 | 74.0 | 79.5 | 80.2 | 80.6 | 80.8 |
| 21A | Kälber | Calves | 70.8 | 71.0 | 70.6 | 70.2 | 70.2 | 70.9 | 69.2 | 66.3 | 63.8 | 63.7 | 63.8 | 63.7 | 63.3 |
| 21B | Rinder ohne Kälber | Cattle excluding calves | 72.4 | 71.3 | 71.1 | 69.3 | 68.8 | 68.9 | 68.1 | 67.5 | 67.3 | 66.9 | 67.8 | 67.8 | 66.0 |
| 21C | Schweine | Pigs | 71.9 | 69.7 | 69.7 | 70.8 | 70.3 | 72.4 | 72.7 | 74.7 | 75.9 | 83.6 | 84.2 | 84.7 | 85.4 |
| 21D | Schafe und Lämmer | Sheep and lambs | 73.1 | 74.1 | 76.2 | 82.7 | 84.9 | 86.4 | 86.4 | 86.7 | 89.9 | 92.0 | 90.5 | 86.0 | 80.0 |
| 21E | Geflügel | Poultry | 74.3 | 74.3 | 74.2 | 74.2 | 74.3 | 73.9 | 73.4 | 74.6 | 74.7 | 74.8 | 76.5 | 76.7 | 79.1 |
| 21F | Sonstige Tiere | Other animals | 75.0 | 75.0 | 69.7 | 69.7 | 69.8 | 69.4 | 69.0 | 68.8 | 68.6 | 68.6 | 68.7 | 68.6 | 68.3 |
| 22 | Milch | Milk | 82.5 | 81.7 | 80.6 | 80.6 | 80.7 | 80.3 | 79.8 | 79.6 | 79.3 | 79.4 | 79.5 | 79.4 | 79.0 |
| 23 | Eier | Eggs | 77.5 | 90.7 | 90.5 | 90.5 | 90.7 | 92.0 | 102.5 | 95.5 | 101.9 | 101.9 | 102.1 | 101.9 | 101.4 |
| 24 | Sonstige tierische Erzeugnisse | Other animal products | 72.4 | 71.3 | 71.1 | 69.3 | 68.8 | 68.9 | 68.1 | 67.5 | 67.3 | 66.9 | 67.8 | 67.8 | 66.0 |

DEFLATIONIERTE PREISINDIZES / DEFLATED PRICE INDICES / INDICES DES PRIX DEFLATES

1990 = 100 (ohne MwSt / excluding VAT / TVA exclue)



DEUTSCHLAND

| | | | 1995 | | | | 1996 | | | | | | | | | |
|-----|--|--|---|-------|-------|-------|-------|-------|-------|-------|-------|-------|-------|-------|-------|-------|
| | | | sep | oct | nov | dec | jan | feb | mar | apr | mai | jun | jul | aug | sep | |
| 0 | INSGESAMT | TOTAL | TOTAL | 77.4 | 76.4 | 76.5 | 77.4 | 79.5 | 79.4 | 80.2 | 80.0 | 81.0 | 80.4 | 80.9 | 79.8 | 78.5 |
| (0) | INSGESAMT (ohne Obst und Gemüse) | TOTAL (excl. fruit and vegetables) | TOTAL (sans fruits et légumes) | 76.7 | 76.2 | 76.7 | 77.6 | 79.6 | 79.3 | 79.8 | 79.1 | 81.0 | 80.8 | 80.5 | 79.9 | 78.8 |
| 1 | PFLANZLICHE ERZEUGNISSE | CROP PRODUCTS | PRODUITS VEGETAUX | 77.3 | 77.6 | 77.2 | 77.7 | 87.7 | 87.7 | 88.7 | 90.6 | 88.5 | 86.7 | 88.5 | 82.9 | 79.6 |
| (1) | PFLANZLICHE ERZEUGNISSE (ohne Obst und Gemüse) | CROP PRODUCTS (excl. fruit and vegetables) | PRODUITS VEGETAUX (sans fruits et légumes) | 74.7 | 78.8 | 77.8 | 78.4 | 89.6 | 88.8 | 88.5 | 88.7 | 89.8 | 89.4 | 88.4 | 83.8 | 80.9 |
| 11 | Getreide und Reis | Cereals and rice | Céréales et riz | 60.5 | 61.3 | 63.1 | 64.6 | 66.3 | 66.6 | 67.1 | 68.8 | 73.3 | 71.8 | 69.4 | 64.8 | 62.1 |
| 12 | Hackfrüchte | Root crops | Plantes sarclées | 89.0 | 89.7 | 90.1 | 88.5 | 127.0 | 125.7 | 125.4 | 125.1 | 123.0 | 124.1 | 124.5 | 113.3 | 103.8 |
| 12A | Speisekartoffeln | Potatoes for consumption | Pommes de terre de consommation | 103.2 | 105.1 | 106.1 | 102.1 | 205.7 | 203.0 | 202.1 | 201.4 | 196.2 | 199.1 | 200.1 | 169.8 | 144.0 |
| 12B | Zuckerrüben | Sugar beet | Betteraves sucrières | 82.4 | 82.5 | 82.5 | 82.3 | 82.2 | 81.8 | 81.7 | 81.6 | 81.5 | 81.5 | 81.5 | 81.7 | 81.7 |
| 12C | Sonstige Hackfrüchte | Others | Autres | 57.6 | 57.6 | 57.6 | 57.5 | 57.5 | 57.1 | 57.1 | 57.0 | 57.0 | 56.9 | 56.9 | 57.0 | 57.1 |
| 13 | Obst | Fruit | Fruits | 96.4 | 87.2 | 73.5 | 72.2 | 76.9 | 78.9 | 82.7 | 86.3 | 84.6 | 75.7 | 90.1 | 87.7 | 72.4 |
| 13A | Frischobst | Fresh fruit | Fruits frais | 96.4 | 87.2 | 73.5 | 72.2 | 76.9 | 78.9 | 82.7 | 86.3 | 84.6 | 75.7 | 90.1 | 87.7 | 72.4 |
| 13B | Trockenfrüchte | Nuts and dried fruit | Fruits secs | - | - | - | - | - | - | - | - | - | - | - | - | - |
| 14 | Frischgemüse | Fresh vegetables | Légumes frais | 87.6 | 75.1 | 73.1 | 75.1 | 76.9 | 84.7 | 99.3 | 121.4 | 76.2 | 65.8 | 87.8 | 65.2 | 72.4 |
| 15 | Weinmost/Wein | Wine must/Wine | Moût/Vin | 75.0 | 87.7 | 87.7 | 87.5 | 87.4 | 86.9 | 86.9 | 86.8 | 86.7 | 86.6 | 86.3 | 86.4 | 86.5 |
| 16 | Oliven und Olivenöl | Olives and olive oil | Olives et huile d'olives | - | - | - | - | - | - | - | - | - | - | - | - | - |
| 17 | Saatgut | Seeds | Semences | 77.9 | 78.3 | 77.5 | 76.4 | 74.9 | 74.5 | 74.4 | 75.1 | 75.6 | 75.6 | 75.5 | 75.5 | 75.9 |
| 18 | Blumen, Zierpflanzen und Baumschulerzeugnisse | Flowers, ornamental plants and tree-nursery products | Fleurs, plantes ornementales et produits de pépinière | 89.5 | 92.7 | 94.1 | 96.3 | 95.4 | 93.0 | 91.4 | 89.8 | 90.2 | 89.1 | 87.8 | 87.6 | 89.5 |
| 19 | Sonstige pflanzliche Erzeugnisse | Other crop products | Autres produits végétaux | 44.7 | 45.4 | 45.5 | 46.2 | 53.3 | 53.4 | 53.8 | 54.2 | 54.8 | 55.8 | 55.1 | 54.6 | 56.0 |
| 2 | TIERE UND TIERISCHE ERZEUGNISSE | ANIMALS AND ANIMAL PRODUCTS | ANIMAUX ET PRODUITS ANIMAUX | 77.4 | 75.9 | 76.3 | 77.4 | 76.2 | 76.1 | 76.8 | 75.8 | 78.0 | 77.9 | 77.9 | 78.6 | 78.0 |
| 21 | Tiere (zur Schlachtung und für den Export) | Animals (for slaughter and export) | Animaux (boucherie et exportation) | 75.7 | 71.8 | 72.2 | 73.6 | 73.1 | 73.2 | 75.1 | 75.0 | 80.3 | 80.2 | 79.8 | 80.3 | 78.6 |
| 21A | Kälber | Calves | Veaux | 71.1 | 67.1 | 66.4 | 65.3 | 64.0 | 65.3 | 66.1 | 62.1 | 65.2 | 62.9 | 57.8 | 55.6 | 54.6 |
| 21B | Rinder ohne Kälber | Cattle excluding calves | Bovins sans veaux | 72.9 | 71.8 | 71.1 | 71.0 | 71.6 | 71.1 | 70.8 | 66.9 | 65.2 | 63.4 | 62.7 | 62.7 | 63.4 |
| 21C | Schweine | Pigs | Porcs | 78.8 | 72.3 | 73.8 | 76.9 | 75.8 | 76.2 | 80.1 | 83.4 | 94.7 | 96.3 | 97.2 | 98.4 | 94.5 |
| 21D | Schafe und Lämmer | Sheep and lambs | Moutons et agneaux | 78.0 | 81.0 | 82.7 | 85.4 | 87.3 | 86.9 | 96.6 | 109.7 | 112.8 | 112.7 | 91.5 | 83.5 | 91.0 |
| 21E | Geflügel | Poultry | Volailles | 73.5 | 73.5 | 73.6 | 73.1 | 72.4 | 71.2 | 71.8 | 72.4 | 72.7 | 72.0 | 71.9 | 72.5 | 73.8 |
| 21F | Sonstige Tiere | Other animals | Autres animaux | - | - | - | - | - | - | - | - | - | - | - | - | - |
| 22 | Milch | Milk | Lait | 78.9 | 80.4 | 80.6 | 80.2 | 78.7 | 77.0 | 75.3 | 74.4 | 74.0 | 73.9 | 74.0 | 74.8 | 75.5 |
| 23 | Eier | Eggs | Oeufs | 85.2 | 87.8 | 89.2 | 99.1 | 92.8 | 103.1 | 109.6 | 96.9 | 84.3 | 85.3 | 87.5 | 90.2 | 92.2 |
| 24 | Sonstige tierische Erzeugnisse | Other animal products | Autres produits animaux | 79.5 | 79.6 | 79.6 | 79.4 | 79.3 | 78.9 | 78.8 | 78.8 | 78.6 | 78.6 | 78.3 | 84.5 | 84.6 |

DEFLATIONIERTE PREISINDIZES / DEFLATED PRICE INDICES / INDICES DES PRIX DEFLATES

1990 = 100 (ohne MwSt. / excluding VAT / TVA exclue)



ELLADA

| | | | 1995 | | | | 1996 | | | | | | | | |
|-----|--|--|-------|-------|-------|-------|-------|-------|-------|-------|-------|-------|-------|-------|-------|
| | | | sep | oct | nov | dec | jan | feb | mar | apr | mai | jun | jul | aug | sep |
| 0 | INSGESAMT | TOTAL | 85.8 | 86.6 | 85.8 | 85.2 | 84.7 | 85.3 | 86.2 | 87.2 | 91.2 | 86.3 | 85.1 | 84.9 | 82.7 |
| (0) | INSGESAMT (ohne Obst und Gemüse) | TOTAL (excl. fruit and vegetables) | 83.7 | 83.1 | 82.6 | 82.1 | 81.8 | 81.8 | 79.6 | 78.4 | 77.8 | 78.1 | 81.6 | 82.1 | 79.6 |
| 1 | PFLANZLICHE ERZEUGNISSE | CROP PRODUCTS | 87.4 | 88.6 | 87.7 | 87.1 | 87.2 | 89.0 | 91.0 | 92.2 | 97.9 | 90.7 | 87.9 | 87.4 | 85.1 |
| (1) | PFLANZLICHE ERZEUGNISSE (ohne Obst und Gemüse) | CROP PRODUCTS (excl. fruit and vegetables) | 84.9 | 84.1 | 83.7 | 83.1 | 84.1 | 85.4 | 83.0 | 80.4 | 79.9 | 79.7 | 83.9 | 84.1 | 81.4 |
| 11 | Getreide und Reis | Cereals and rice | 66.9 | 66.7 | 66.6 | 66.0 | 66.2 | 66.4 | 64.3 | 63.5 | 63.1 | 62.8 | 63.9 | 64.9 | 62.7 |
| 12 | Hackfrüchte | Root crops | 95.9 | 93.2 | 96.0 | 92.9 | 104.2 | 96.7 | 107.6 | 86.3 | 82.1 | 90.7 | 117.4 | 113.4 | 103.1 |
| 12A | Speisekartoffeln | Potatoes for consumption | 99.6 | 95.8 | 100.0 | 95.3 | 113.0 | 101.0 | 119.9 | 87.0 | 80.7 | 94.5 | 135.2 | 124.1 | 109.8 |
| 12B | Zuckerrüben | Sugar beet | 89.6 | 88.6 | 88.9 | 88.7 | 88.8 | 89.0 | 86.1 | 85.0 | 84.5 | 84.0 | 86.2 | 94.6 | 91.3 |
| 12C | Sonstige Hackfrüchte | Others | - | - | - | - | - | - | - | - | - | - | - | - | - |
| 13 | Obst | Fruit | 92.8 | 95.1 | 92.5 | 93.2 | 87.9 | 93.4 | 95.2 | 102.7 | 108.5 | 106.2 | 97.5 | 97.8 | 93.6 |
| 13A | Frischobst | Fresh fruit | 94.4 | 97.3 | 93.0 | 94.3 | 86.8 | 94.4 | 98.2 | 109.1 | 117.4 | 114.4 | 101.4 | 101.7 | 96.1 |
| 13B | Trockenfrüchte | Nuts and dried fruit | 88.8 | 89.5 | 91.1 | 90.4 | 90.5 | 90.8 | 87.8 | 86.7 | 86.1 | 85.6 | 87.8 | 87.8 | 87.3 |
| 14 | Frischgemüse | Fresh vegetables | 90.1 | 97.0 | 96.3 | 94.3 | 97.1 | 96.8 | 113.2 | 120.7 | 147.6 | 111.4 | 91.8 | 87.6 | 88.7 |
| 15 | Weinmost/Wein | Wine must/Wine | 82.7 | 88.0 | 87.8 | 86.9 | 87.0 | 87.3 | 84.4 | 83.3 | 82.8 | 82.3 | 84.4 | 84.5 | 85.6 |
| 16 | Oliven und Olivenöl | Olives and olive oil | 96.0 | 94.1 | 90.2 | 93.2 | 92.9 | 98.1 | 92.1 | 91.6 | 92.4 | 92.6 | 94.9 | 95.1 | 92.5 |
| 17 | Saatgut | Seeds | 65.2 | 66.7 | 68.2 | 67.6 | 67.6 | 67.9 | 65.6 | 64.8 | 64.4 | 64.0 | 65.5 | 65.1 | 62.5 |
| 18 | Blumen, Zierpflanzen und Baumschulerzeugnisse | Flowers, ornamental plants and tree-nursery products | 133.1 | 126.8 | 139.2 | 116.8 | 117.9 | 126.0 | 121.8 | 116.3 | 117.6 | 98.5 | 100.3 | 105.6 | 104.4 |
| 19 | Sonstige pflanzliche Erzeugnisse | Other crop products | 82.1 | 81.4 | 81.8 | 80.8 | 80.9 | 81.7 | 79.1 | 78.1 | 77.3 | 76.3 | 79.0 | 79.5 | 77.4 |
| 2 | TIERE UND TIERISCHE ERZEUGNISSE | ANIMALS AND ANIMAL PRODUCTS | 81.8 | 81.6 | 80.9 | 80.7 | 78.5 | 76.3 | 74.5 | 75.2 | 74.7 | 75.6 | 78.1 | 79.0 | 76.9 |
| 21 | Tiere (zur Schlachtung und für den Export) | Animals (for slaughter and export) | 77.5 | 77.2 | 75.6 | 75.5 | 74.2 | 73.6 | 72.5 | 74.5 | 74.1 | 76.4 | 79.7 | 81.0 | 78.4 |
| 21A | Kälber | Calves | 81.5 | 80.5 | 81.1 | 80.7 | 80.8 | 81.8 | 79.0 | 77.6 | 77.9 | 77.6 | 80.7 | 79.4 | 77.0 |
| 21B | Rinder ohne Kälber | Cattle excluding calves | 78.0 | 76.4 | 76.4 | 76.3 | 77.4 | 79.4 | 74.8 | 71.6 | 73.2 | 71.9 | 73.1 | 73.8 | 73.2 |
| 21C | Schweine | Pigs | 75.0 | 74.1 | 74.1 | 74.3 | 76.8 | 73.4 | 72.5 | 71.9 | 76.7 | 81.8 | 84.5 | 85.5 | 82.0 |
| 21D | Schafe und Lämmer | Sheep and lambs | 81.7 | 80.4 | 76.1 | 75.2 | 73.2 | 72.8 | 73.1 | 80.1 | 75.1 | 78.4 | 83.4 | 87.0 | 85.2 |
| 21E | Geflügel | Poultry | 72.2 | 71.8 | 70.9 | 71.0 | 69.9 | 70.3 | 68.0 | 66.9 | 66.8 | 67.0 | 69.1 | 69.5 | 67.2 |
| 21F | Sonstige Tiere | Other animals | 76.1 | 79.4 | 76.8 | 77.5 | 69.8 | 69.5 | 69.6 | 75.6 | 74.1 | 76.9 | 79.7 | 82.2 | 78.5 |
| 22 | Milch | Milk | 89.3 | 88.7 | 88.5 | 87.7 | 83.1 | 77.9 | 74.7 | 73.7 | 73.1 | 72.1 | 74.0 | 74.1 | 71.8 |
| 23 | Eier | Eggs | 80.1 | 80.6 | 84.6 | 85.2 | 85.3 | 84.1 | 82.9 | 83.0 | 82.6 | 83.7 | 84.2 | 85.0 | 86.7 |
| 24 | Sonstige tierische Erzeugnisse | Other animal products | 79.9 | 81.6 | 81.0 | 80.9 | 82.4 | 83.6 | 81.4 | 80.8 | 80.0 | 77.8 | 80.4 | 80.9 | 79.5 |

DEFLATIONIERTE PREISINDIZES / DEFLATED PRICE INDICES / INDICES DES PRIX DEFLATES

1990 = 100 (ohne MwSt / excluding VAT / TVA exclue)



ESPAÑA

| | | | 1995 | | | | | 1996 | | | | | | | | |
|-----|--|--|---|-------|-------|-------|-------|-------|-------|-------|-------|-------|-------|-------|-------|-------|
| | | | sep | oct | nov | dec | jan | feb | mar | apr | mai | jun | jul | aug | sep | |
| 0 | INSGESAMT | TOTAL | TOTAL | 88.2 | 92.8 | 96.2 | 100.9 | 97.3 | 101.4 | 107.7 | 98.4 | 93.3 | 88.0 | 84.7 | 82.0 | 83.3 |
| (0) | INSGESAMT (ohne Obst und Gemüse) | TOTAL (excl. fruit and vegetables) | TOTAL (sans fruits et légumes) | 93.6 | 93.9 | 94.2 | 95.4 | 95.4 | 95.9 | 96.8 | 96.7 | 96.2 | 92.6 | 92.4 | 94.5 | 92.7 |
| 1 | PFLANZLICHE ERZEUGNISSE | CROP PRODUCTS | PRODUITS VEGETAUX | 90.0 | 97.5 | 101.9 | 109.6 | 105.1 | 111.1 | 121.8 | 106.1 | 96.7 | 87.7 | 81.7 | 77.0 | 80.0 |
| (1) | PFLANZLICHE ERZEUGNISSE (ohne Obst und Gemüse) | CROP PRODUCTS (excl. fruit and vegetables) | PRODUITS VEGETAUX (sans fruits et légumes) | 102.6 | 103.6 | 102.3 | 104.9 | 107.3 | 107.2 | 110.1 | 108.6 | 105.3 | 97.3 | 95.4 | 99.4 | 97.0 |
| 11 | Getreide und Reis | Cereals and rice | Céréales et riz | 87.6 | 86.4 | 87.1 | 87.8 | 86.9 | 86.3 | 84.7 | 82.5 | 80.4 | 79.0 | 78.3 | 76.4 | 74.7 |
| 12 | Hackfrüchte | Root crops | Plantes sarclées | 78.1 | 72.0 | 69.7 | 72.4 | 72.3 | 75.7 | 92.8 | 116.6 | 117.7 | 74.9 | 71.8 | 77.4 | 70.2 |
| 12A | Speisekartoffeln | Potatoes for consumption | Pommes de terre de consommation | 76.4 | 65.3 | 61.1 | 64.1 | 65.4 | 65.6 | 94.1 | 133.9 | 135.8 | 67.4 | 60.7 | 70.9 | 64.0 |
| 12B | Zuckerrüben | Sugar beet | Betteraves sucrières | 80.6 | 82.3 | 82.7 | 85.0 | 82.9 | 91.2 | 90.9 | 90.3 | 90.0 | 86.4 | 88.8 | 87.3 | 79.7 |
| 12C | Sonstige Hackfrüchte | Others | Autres | - | - | - | - | - | - | - | - | - | - | - | - | - |
| 13 | Obst | Fruit | Fruits | 83.3 | 108.0 | 128.7 | 145.2 | 118.0 | 105.4 | 130.5 | 96.2 | 102.1 | 87.7 | 76.9 | 47.6 | 69.4 |
| 13A | Frischobst | Fresh fruit | Fruits frais | 83.3 | 107.9 | 128.7 | 145.2 | 118.0 | 105.4 | 130.5 | 96.2 | 102.1 | 87.7 | 76.9 | 47.6 | 69.4 |
| 13B | Trockenfrüchte | Nuts and dried fruit | Fruits secs | 218.0 | 141.1 | 129.4 | 117.0 | 103.8 | 96.5 | 90.6 | 90.9 | 111.3 | 96.8 | 256.5 | 211.4 | 207.6 |
| 14 | Frischgemüse | Fresh vegetables | Légumes frais | 68.2 | 78.1 | 84.2 | 96.6 | 92.4 | 122.8 | 140.5 | 107.4 | 75.3 | 68.1 | 56.4 | 49.7 | 51.7 |
| 15 | Weinmost/Wein | Wine must/Wine | Moût/Vin | 135.9 | 143.3 | 139.5 | 148.0 | 146.9 | 145.4 | 164.3 | 151.4 | 131.0 | 126.8 | 120.4 | 144.4 | 125.4 |
| 16 | Oliven und Olivenöl | Olives and olive oil | Olives et huile d'olives | 159.2 | 159.0 | 159.7 | 167.8 | 190.6 | 182.5 | 176.9 | 173.8 | 175.3 | 170.7 | 169.8 | 172.2 | 177.1 |
| 17 | Saatgut | Seeds | Semences | 84.8 | 85.5 | 79.3 | 79.1 | 78.6 | 78.3 | 78.1 | 77.6 | 77.3 | 77.4 | 73.2 | 73.0 | 72.9 |
| 18 | Blumen, Zierpflanzen und Baumschulerzeugnisse | Flowers, ornamental plants and tree-nursery products | Fleurs, plantes ornementales et produits de pépinière | 81.0 | 96.7 | 72.9 | 65.7 | 64.8 | 99.5 | 90.9 | 72.6 | 77.0 | 67.5 | 70.4 | 76.9 | 80.5 |
| 19 | Sonstige pflanzliche Erzeugnisse | Other crop products | Autres produits végétaux | 79.6 | 82.7 | 85.1 | 84.4 | 81.1 | 78.0 | 76.9 | 73.5 | 72.1 | 69.7 | 68.4 | 67.6 | 73.7 |
| 2 | TIERE UND TIERISCHE ERZEUGNISSE | ANIMALS AND ANIMAL PRODUCTS | ANIMAUX ET PRODUITS ANIMAUX | 85.4 | 85.2 | 86.8 | 86.7 | 84.7 | 85.6 | 84.8 | 85.9 | 87.9 | 88.4 | 89.7 | 90.0 | 88.8 |
| 21 | Tiere (zur Schlachtung und für den Export) | Animals (for slaughter and export) | Animaux (boucherie et exportation) | 84.8 | 84.3 | 86.2 | 85.9 | 83.0 | 83.7 | 81.5 | 84.2 | 88.6 | 89.5 | 91.2 | 91.9 | 90.3 |
| 21A | Kälber | Calves | Veaux | 85.1 | 83.5 | 83.5 | 83.1 | 82.9 | 80.8 | 78.8 | 75.7 | 74.3 | 69.7 | 68.2 | 70.5 | 71.6 |
| 21B | Rinder ohne Kälber | Cattle excluding calves | Bovins sans veaux | 89.1 | 88.0 | 87.6 | 88.3 | 87.6 | 87.4 | 84.7 | 78.7 | 77.1 | 73.3 | 75.0 | 75.2 | 75.8 |
| 21C | Schweine | Pigs | Porcs | 82.0 | 82.9 | 86.4 | 87.6 | 84.3 | 86.5 | 85.5 | 89.6 | 97.5 | 106.2 | 109.1 | 106.6 | 99.8 |
| 21D | Schafe und Lämmer | Sheep and lambs | Moutons et agneaux | 94.0 | 94.1 | 93.2 | 95.1 | 87.0 | 84.2 | 79.6 | 86.7 | 89.5 | 89.7 | 96.2 | 99.9 | 108.1 |
| 21E | Geflügel | Poultry | Volailles | 81.9 | 78.3 | 83.7 | 76.7 | 74.7 | 78.6 | 75.0 | 85.4 | 94.2 | 86.1 | 83.6 | 89.0 | 87.6 |
| 21F | Sonstige Tiere | Other animals | Autres animaux | 75.1 | 79.5 | 75.1 | 75.1 | 66.0 | 64.0 | 62.8 | 67.6 | 72.0 | 67.4 | 71.0 | 74.2 | 79.0 |
| 22 | Milch | Milk | Lait | 89.8 | 90.7 | 91.5 | 92.2 | 91.3 | 92.0 | 92.0 | 89.7 | 86.8 | 86.8 | 86.3 | 85.7 | 85.4 |
| 23 | Eier | Eggs | Oeufs | 80.5 | 79.8 | 81.3 | 80.5 | 83.0 | 86.6 | 95.2 | 92.1 | 84.9 | 83.5 | 85.9 | 85.4 | 85.2 |
| 24 | Sonstige tierische Erzeugnisse | Other animal products | Autres produits animaux | 73.4 | 60.6 | 58.0 | 57.8 | 57.4 | 57.3 | 57.1 | 56.7 | 49.8 | 59.3 | 62.0 | 61.6 | 46.2 |

DEFLATIONIERTE PREISINDIZES / DEFLATED PRICE INDICES / INDICES DES PRIX DEFLATES

1990 = 100 (ohne MwSt / excluding VAT / TVA exclue)



FRANCE

| | | | 1995 | | | | 1996 | | | | | | | | |
|-----|--|--|-------|------|------|------|------|-------|-------|-------|-------|-------|------|------|------|
| | | | sep | oct | nov | dec | jan | feb | mar | apr | mai | jun | jul | aug | sep |
| 0 | INSGESAMT | TOTAL | 79.1 | 79.3 | 79.7 | 79.6 | 79.5 | 81.0 | 80.6 | 79.0 | 80.1 | 79.4 | 76.4 | 76.5 | 77.2 |
| (0) | INSGESAMT (ohne Obst und Gemüse) | TOTAL (excl. fruit and vegetables) | 79.6 | 79.8 | 79.9 | 79.5 | 79.2 | 79.2 | 78.0 | 77.4 | 78.3 | 77.4 | 75.3 | 76.8 | 77.4 |
| 1 | PFLANZLICHE ERZEUGNISSE | CROP PRODUCTS | 74.2 | 74.8 | 75.9 | 77.1 | 77.5 | 80.3 | 81.0 | 79.5 | 80.9 | 79.1 | 73.4 | 71.6 | 72.3 |
| (1) | PFLANZLICHE ERZEUGNISSE (ohne Obst und Gemüse) | CROP PRODUCTS (excl. fruit and vegetables) | 74.2 | 74.9 | 75.7 | 76.4 | 76.6 | 76.5 | 75.7 | 76.4 | 77.4 | 75.1 | 70.5 | 71.3 | 71.6 |
| 11 | Getreide und Reis | Cereals and rice | 67.2 | 69.3 | 71.1 | 72.3 | 72.6 | 72.3 | 72.2 | 74.2 | 75.7 | 74.8 | 62.7 | 63.1 | 64.5 |
| 12 | Hackfrüchte | Root crops | 97.6 | 95.4 | 95.3 | 95.1 | 95.5 | 94.1 | 93.2 | 93.0 | 97.9 | 81.2 | 81.4 | 94.6 | 90.8 |
| 12A | Speisekartoffeln | Potatoes for consumption | 101.5 | 98.5 | 98.2 | 97.6 | 96.0 | 91.8 | 90.0 | 89.8 | 107.8 | 48.1 | 48.3 | 94.6 | 82.3 |
| 12B | Zuckerrüben | Sugar beet | 96.6 | 94.6 | 94.5 | 94.4 | 95.8 | 95.4 | 94.8 | 94.6 | 94.5 | 94.5 | 94.8 | 95.0 | 94.6 |
| 12C | Sonstige Hackfrüchte | Others | 89.0 | 89.0 | 88.9 | 88.8 | 88.7 | 88.3 | 87.8 | 87.6 | 87.5 | 87.5 | 87.7 | 87.9 | 87.6 |
| 13 | Obst | Fruit | 66.2 | 72.9 | 75.9 | 76.0 | 75.2 | 72.7 | 71.0 | 80.0 | 95.7 | 102.6 | 86.1 | 67.4 | 72.3 |
| 13A | Frischobst | Fresh fruit | 66.2 | 72.9 | 75.9 | 76.0 | 75.2 | 72.7 | 71.0 | 80.0 | 95.7 | 102.6 | 86.1 | 67.4 | 72.3 |
| 13B | Trockenfrüchte | Nuts and dried fruit | - | - | - | - | - | - | - | - | - | - | - | - | - |
| 14 | Frischgemüse | Fresh vegetables | 82.7 | 75.0 | 77.8 | 84.9 | 88.7 | 124.9 | 141.8 | 109.4 | 100.9 | 96.8 | 90.3 | 78.6 | 79.9 |
| 15 | Weinmost/Wein | Wine must/Wine | 82.8 | 82.8 | 82.8 | 83.1 | 82.8 | 83.1 | 82.7 | 81.9 | 81.6 | 80.9 | 80.5 | 79.9 | 79.6 |
| 16 | Oliven und Olivenöl | Olives and olive oil | - | - | - | - | - | - | - | - | - | - | - | - | - |
| 17 | Saatgut | Seeds | 65.9 | 66.4 | 66.5 | 66.5 | 66.3 | 65.7 | 64.6 | 66.0 | 65.9 | 66.0 | 66.1 | 66.3 | 66.0 |
| 18 | Blumen, Zierpflanzen und Baumschulerzeugnisse | Flowers, ornamental plants and tree-nursery products | 85.3 | 84.7 | 88.1 | 92.7 | 94.5 | 96.3 | 91.0 | 86.3 | 84.9 | 80.5 | 84.1 | 82.1 | 83.0 |
| 19 | Sonstige pflanzliche Erzeugnisse | Other crop products | 49.7 | 51.1 | 51.0 | 50.2 | 50.8 | 49.5 | 48.2 | 52.4 | 54.9 | 53.2 | 50.5 | 50.5 | 51.3 |
| 2 | TIERE UND TIERISCHE ERZEUGNISSE | ANIMALS AND ANIMAL PRODUCTS | 84.7 | 84.4 | 83.9 | 82.5 | 81.6 | 81.9 | 80.2 | 78.4 | 79.1 | 79.6 | 79.7 | 82.1 | 82.8 |
| 21 | Tiere (zur Schlachtung und für den Export) | Animals (for slaughter and export) | 78.9 | 78.1 | 77.4 | 75.2 | 75.0 | 76.3 | 76.4 | 77.5 | 79.2 | 79.4 | 75.9 | 75.6 | 76.5 |
| 21A | Kälber | Calves | 84.9 | 85.1 | 84.8 | 82.9 | 83.3 | 82.9 | 81.3 | 81.6 | 85.3 | 84.0 | 74.6 | 73.2 | 73.3 |
| 21B | Rinder ohne Kälber | Cattle excluding calves | 78.9 | 78.4 | 76.3 | 73.3 | 72.5 | 73.1 | 73.3 | 71.7 | 72.5 | 69.8 | 62.8 | 63.6 | 66.7 |
| 21C | Schweine | Pigs | 75.8 | 72.4 | 72.7 | 69.5 | 70.5 | 75.1 | 75.5 | 78.2 | 83.0 | 92.3 | 93.4 | 90.6 | 86.6 |
| 21D | Schafe und Lämmer | Sheep and lambs | 80.4 | 80.1 | 83.7 | 85.5 | 87.0 | 88.8 | 90.9 | 108.7 | 104.6 | 93.9 | 91.4 | 93.0 | 94.2 |
| 21E | Geflügel | Poultry | 77.9 | 77.5 | 77.2 | 77.4 | 77.5 | 77.4 | 77.3 | 77.9 | 78.6 | 79.5 | 80.4 | 80.8 | 81.5 |
| 21F | Sonstige Tiere | Other animals | 79.4 | 84.2 | 83.6 | 77.7 | 74.0 | 73.6 | 75.2 | 79.4 | 78.3 | 70.9 | 67.7 | 70.0 | 78.5 |
| 22 | Milch | Milk | 96.2 | 96.5 | 96.2 | 95.4 | 93.2 | 90.7 | 85.5 | 79.7 | 79.4 | 80.4 | 86.8 | 93.8 | 94.3 |
| 23 | Eier | Eggs | 71.9 | 75.5 | 76.2 | 82.8 | 81.4 | 91.1 | 92.6 | 80.2 | 74.9 | 75.6 | 78.0 | 78.2 | 78.5 |
| 24 | Sonstige tierische Erzeugnisse | Other animal products | 84.7 | 84.4 | 83.9 | 82.5 | 81.6 | 81.9 | 80.2 | 78.4 | 79.1 | 79.6 | 79.7 | 82.1 | 82.8 |

DEFLATIONIERTE PREISINDIZES / DEFLATED PRICE INDICES / INDICES DES PRIX DEFLATES

1990 = 100 (ohne MwSt / excluding VAT / TVA exclue)



| | | | | IRELAND | | | | | | | | | | | | | |
|-----|--|--|---|---------|-------|-------|-------|-------|-------|-------|-------|-------|-------|-------|-------|-------|--|
| | | | | 1995 | | | | | 1996 | | | | | | | | |
| | | | | sep | oct | nov | dec | jan | feb | mar | apr | mai | jun | jul | aug | sep | |
| 0 | INSGESAMT | TOTAL | TOTAL | 93.6 | 95.1 | 95.7 | 94.9 | 95.3 | 97.2 | 98.1 | 96.0 | 95.1 | 93.4 | 90.4 | 86.0 | 86.4 | |
| (0) | INSGESAMT (ohne Obst und Gemüse) | TOTAL (excl. fruit and vegetables) | TOTAL (sans fruits et légumes) | 93.2 | 94.9 | 95.7 | 94.7 | 94.6 | 95.7 | 95.4 | 93.2 | 92.5 | 91.6 | 89.3 | 85.4 | 86.2 | |
| 1 | PFLANZLICHE ERZEUGNISSE | CROP PRODUCTS | PRODUITS VEGETAUX | 99.0 | 97.7 | 96.7 | 95.8 | 99.6 | 104.5 | 113.7 | 112.0 | 110.0 | 106.3 | 111.2 | 91.9 | 84.2 | |
| (1) | PFLANZLICHE ERZEUGNISSE (ohne Obst und Gemüse) | CROP PRODUCTS (excl. fruit and vegetables) | PRODUITS VEGETAUX (sans fruits et légumes) | 96.1 | 96.6 | 96.5 | 94.5 | 93.6 | 91.8 | 90.3 | 87.7 | 87.4 | 91.5 | 106.1 | 87.9 | 81.7 | |
| 11 | Getreide und Reis | Cereals and rice | Céréales et riz | 86.0 | 86.0 | 86.0 | 86.0 | 85.6 | 85.6 | 85.6 | 85.2 | 85.2 | 85.2 | 84.8 | 78.3 | 78.3 | |
| 12 | Hackfrüchte | Root crops | Plantes sarclées | 115.4 | 117.6 | 115.9 | 110.1 | 109.0 | 104.1 | 100.0 | 93.5 | 92.9 | 105.2 | 149.8 | 108.0 | 89.3 | |
| 12A | Speisekartoffeln | Potatoes for consumption | Pommes de terre de consommation | 137.7 | 143.0 | 139.0 | 124.8 | 122.6 | 110.8 | 100.8 | 85.6 | 84.2 | 114.1 | 223.2 | 121.6 | 91.1 | |
| 12B | Zuckerrüben | Sugar beet | Betteraves sucrières | 99.9 | 99.8 | 99.8 | 99.8 | 99.4 | 99.4 | 99.4 | 99.0 | 99.0 | 99.0 | 98.5 | 98.5 | 88.0 | |
| 12C | Sonstige Hackfrüchte | Others | Autres | - | - | - | - | - | - | - | - | - | - | - | - | - | |
| 13 | Obst | Fruit | Fruits | - | - | - | - | - | - | - | - | - | - | - | - | - | |
| 13A | Frischobst | Fresh fruit | Fruits frais | - | - | - | - | - | - | - | - | - | - | - | - | - | |
| 13B | Trockenfrüchte | Nuts and dried fruit | Fruits secs | - | - | - | - | - | - | - | - | - | - | - | - | - | |
| 14 | Frischgemüse | Fresh vegetables | Légumes frais | 108.2 | 101.0 | 97.4 | 100.1 | 118.9 | 144.8 | 187.6 | 189.2 | 181.8 | 153.2 | 127.6 | 104.5 | 92.1 | |
| 15 | Weinmost/Wein | Wine must/Wine | Moût/Vin | - | - | - | - | - | - | - | - | - | - | - | - | - | |
| 16 | Oliven und Olivenöl | Olives and olive oil | Olives et huile d'olives | - | - | - | - | - | - | - | - | - | - | - | - | - | |
| 17 | Saatgut | Seeds | Semences | 91.2 | 89.3 | 96.6 | 96.6 | 89.5 | 86.7 | 83.3 | 78.9 | 77.2 | 77.2 | 76.8 | 72.6 | 72.6 | |
| 18 | Blumen, Zierpflanzen und Baumschulerzeugnisse | Flowers, ornamental plants and tree-nursery products | Fleurs, plantes ornementales et produits de pépinière | - | - | - | - | - | - | - | - | - | - | - | - | - | |
| 19 | Sonstige pflanzliche Erzeugnisse | Other crop products | Autres produits végétaux | - | - | - | - | - | - | - | - | - | - | - | - | - | |
| 2 | TIERE UND TIERISCHE ERZEUGNISSE | ANIMALS AND ANIMAL PRODUCTS | ANIMAUX ET PRODUITS ANIMAUX | 92.8 | 94.7 | 95.6 | 94.7 | 94.7 | 96.1 | 96.0 | 93.8 | 93.0 | 91.6 | 87.5 | 85.1 | 86.7 | |
| 21 | Tiere (zur Schlachtung und für den Export) | Animals (for slaughter and export) | Animaux (boucherie et exportation) | 84.7 | 85.8 | 86.2 | 85.9 | 86.1 | 89.2 | 89.4 | 88.8 | 86.2 | 84.1 | 77.7 | 73.9 | 75.1 | |
| 21A | Kälber | Calves | Veaux | - | - | - | - | - | - | - | - | - | - | - | - | - | |
| 21B | Rinder ohne Kälber | Cattle excluding calves | Bovins sans veaux | 87.2 | 87.9 | 87.8 | 85.2 | 87.1 | 89.3 | 89.1 | 86.3 | 83.7 | 81.9 | 75.3 | 70.6 | 71.2 | |
| 21C | Schweine | Pigs | Porcs | 87.6 | 89.5 | 90.5 | 90.4 | 92.5 | 99.2 | 96.5 | 95.6 | 97.5 | 103.9 | 99.2 | 95.5 | 96.9 | |
| 21D | Schafe und Lämmer | Sheep and lambs | Moutons et agneaux | 65.5 | 70.3 | 74.6 | 77.7 | 74.9 | 83.2 | 90.7 | 107.6 | 97.7 | 81.1 | 70.7 | 72.2 | 78.1 | |
| 21E | Geflügel | Poultry | Volailles | 76.4 | 76.1 | 76.4 | 97.5 | 77.7 | 77.5 | 77.7 | 76.9 | 76.7 | 77.0 | 76.0 | 75.9 | 75.7 | |
| 21F | Sonstige Tiere | Other animals | Autres animaux | - | - | - | - | - | - | - | - | - | - | - | - | - | |
| 22 | Milch | Milk | Lait | 105.3 | 108.2 | 109.9 | 108.2 | 107.9 | 106.8 | 105.8 | 101.5 | 103.3 | 102.9 | 101.9 | 101.6 | 103.9 | |
| 23 | Eier | Eggs | Oeufs | 60.2 | 61.0 | 62.5 | 64.5 | 64.1 | 66.7 | 70.4 | 68.8 | 68.7 | 69.4 | 72.1 | 72.1 | 72.5 | |
| 24 | Sonstige tierische Erzeugnisse | Other animal products | Autres produits animaux | 118.1 | 112.4 | 116.6 | 116.1 | 117.2 | 116.5 | 123.9 | 113.4 | 109.3 | 110.1 | 109.6 | 109.3 | 108.0 | |

DEFLATIONIERTE PREISINDIZES / DEFLATED PRICE INDICES / INDICES DES PRIX DEFLATES

1990 = 100 (ohne MwSt / excluding VAT / TVA exclue)



| | | | ITALIA | | | | | | | | | | | | | |
|-----|--|--|--------|-------|-------|-------|-------|-------|-------|-------|-------|-------|-------|-------|-------|--|
| | | | 1995 | | | | | 1996 | | | | | | | | |
| | | | sep | oct | nov | dec | jan | feb | mar | apr | mai | Jun | Jul | aug | sep | |
| 0 | INSGESAMT | TOTAL | 92.0 | 89.8 | 89.6 | 91.2 | 92.0 | 96.0 | 97.8 | 92.9 | 94.1 | 90.9 | 86.3 | 85.9 | 90.1 | |
| (0) | INSGESAMT (ohne Obst und Gemüse) | TOTAL (excl. fruit and vegetables) | 91.6 | 93.2 | 92.7 | 94.7 | 92.6 | 93.9 | 94.7 | 93.5 | 91.6 | 86.9 | 87.6 | 86.9 | 90.1 | |
| 1 | PFLANZLICHE ERZEUGNISSE | CROP PRODUCTS | 91.7 | 88.6 | 88.9 | 92.0 | 95.2 | 101.5 | 103.7 | 94.2 | 97.4 | 94.1 | 88.3 | 85.6 | 89.7 | |
| (1) | PFLANZLICHE ERZEUGNISSE (ohne Obst und Gemüse) | CROP PRODUCTS (excl. fruit and vegetables) | 90.6 | 95.0 | 94.9 | 100.1 | 98.8 | 100.9 | 101.1 | 96.5 | 94.3 | 87.7 | 89.1 | 87.7 | 89.2 | |
| 11 | Getreide und Reis | Cereals and rice | 91.1 | 88.2 | 89.9 | 89.1 | 87.5 | 86.3 | 85.2 | 86.4 | 85.6 | 82.2 | 80.2 | 79.7 | 76.9 | |
| 12 | Hackfrüchte | Root crops | 94.0 | 94.0 | 93.6 | 94.4 | 94.5 | 94.7 | 94.7 | 97.6 | 85.9 | 77.5 | 86.2 | 86.7 | 86.5 | |
| 12A | Speisekartoffeln | Potatoes for consumption | 95.5 | 95.9 | 95.8 | 97.9 | 98.4 | 99.3 | 99.7 | 107.4 | 79.8 | 59.6 | 75.1 | 76.3 | 76.3 | |
| 12B | Zuckerrüben | Sugar beet | 93.0 | 92.7 | 92.1 | 91.9 | 91.7 | 91.4 | 91.2 | 90.7 | 90.3 | 90.1 | 94.1 | 94.0 | 93.7 | |
| 12C | Sonstige Hackfrüchte | Others | - | - | - | - | - | - | - | - | - | - | - | - | - | |
| 13 | Obst | Fruit | 77.1 | 82.9 | 85.4 | 87.5 | 84.9 | 91.6 | 91.8 | 78.6 | 109.7 | 105.9 | 83.6 | 77.9 | 73.2 | |
| 13A | Frischobst | Fresh fruit | 74.3 | 80.1 | 82.2 | 85.0 | 81.8 | 89.1 | 89.8 | 75.9 | 104.0 | 100.0 | 76.0 | 69.9 | 70.5 | |
| 13B | Trockenfrüchte | Nuts and dried fruit | 116.4 | 122.5 | 130.0 | 121.5 | 129.0 | 126.4 | 119.9 | 118.1 | 188.9 | 188.5 | 188.8 | 188.6 | 110.2 | |
| 14 | Frischgemüse | Fresh vegetables | 110.7 | 75.4 | 74.6 | 72.8 | 95.2 | 113.8 | 123.9 | 104.0 | 93.7 | 100.7 | 81.0 | 87.7 | 108.5 | |
| 15 | Weinmost/Wein | Wine must/Wine | 93.3 | 101.1 | 111.2 | 114.0 | 118.3 | 118.6 | 117.8 | 116.4 | 114.7 | 111.8 | 111.3 | 110.7 | 109.2 | |
| 16 | Oliven und Olivenöl | Olives and olive oil | 100.8 | 103.4 | 107.4 | 114.8 | 126.6 | 125.0 | 122.4 | 120.7 | 120.6 | 117.3 | 116.4 | 117.6 | 118.0 | |
| 17 | Saatgut | Seeds | 85.5 | 86.6 | 86.4 | 86.3 | 86.0 | 86.2 | 86.1 | 86.1 | 85.7 | 85.4 | 86.8 | 86.6 | 86.5 | |
| 18 | Blumen, Zierpflanzen und Baumschulerzeugnisse | Flowers, ornamental plants and tree-nursery products | 84.4 | 109.9 | 83.2 | 112.5 | 85.6 | 106.1 | 114.1 | 76.3 | 74.1 | 45.8 | 53.5 | 43.8 | 67.4 | |
| 19 | Sonstige pflanzliche Erzeugnisse | Other crop products | 77.7 | 77.5 | 78.1 | 78.9 | 79.9 | 80.0 | 79.6 | 79.9 | 79.3 | 78.6 | 81.1 | 80.3 | 77.7 | |
| 2 | TIERE UND TIERISCHE ERZEUGNISSE | ANIMALS AND ANIMAL PRODUCTS | 92.6 | 91.7 | 90.8 | 89.8 | 87.1 | 87.6 | 88.9 | 90.9 | 89.2 | 86.1 | 86.2 | 86.2 | 90.8 | |
| 21 | Tiere (zur Schlachtung und für den Export) | Animals (for slaughter and export) | 97.0 | 95.2 | 93.8 | 91.9 | 88.1 | 87.1 | 88.2 | 92.3 | 90.6 | 86.5 | 86.3 | 86.4 | 93.6 | |
| 21A | Kälber | Calves | 105.5 | 103.3 | 101.0 | 100.3 | 97.1 | 93.8 | 91.5 | 83.6 | 84.9 | 82.8 | 83.3 | 84.4 | 85.0 | |
| 21B | Rinder ohne Kälber | Cattle excluding calves | 101.4 | 100.5 | 99.4 | 98.3 | 96.7 | 96.2 | 95.2 | 88.1 | 86.3 | 82.5 | 80.1 | 80.6 | 80.8 | |
| 21C | Schweine | Pigs | 97.0 | 101.0 | 96.7 | 92.1 | 86.0 | 79.6 | 78.2 | 81.6 | 83.2 | 85.7 | 92.5 | 98.8 | 100.3 | |
| 21D | Schafe und Lämmer | Sheep and lambs | 78.9 | 78.2 | 79.8 | 81.5 | 78.9 | 78.1 | 77.6 | 86.4 | 83.4 | 82.1 | 76.0 | 76.4 | 77.0 | |
| 21E | Geflügel | Poultry | 93.2 | 83.6 | 83.4 | 82.6 | 81.8 | 86.1 | 93.0 | 111.1 | 104.6 | 96.1 | 93.0 | 84.7 | 112.9 | |
| 21F | Sonstige Tiere | Other animals | 88.2 | 88.1 | 89.6 | 87.5 | 74.3 | 74.8 | 78.5 | 98.0 | 97.8 | 84.4 | 81.8 | 83.7 | 86.4 | |
| 22 | Milch | Milk | 83.9 | 84.0 | 83.6 | 83.2 | 82.5 | 84.9 | 84.7 | 84.9 | 84.9 | 84.5 | 84.9 | 84.9 | 84.7 | |
| 23 | Eier | Eggs | 91.0 | 93.1 | 95.4 | 100.0 | 98.1 | 104.7 | 114.1 | 104.3 | 94.2 | 88.6 | 90.1 | 90.3 | 92.3 | |
| 24 | Sonstige tierische Erzeugnisse | Other animal products | 85.5 | 87.6 | 86.5 | 88.0 | 89.3 | 86.0 | 90.3 | 87.6 | 96.9 | 96.1 | 102.6 | 101.5 | 96.7 | |

DEFLATIONIERTE PREISINDIZES / DEFLATED PRICE INDICES / INDICES DES PRIX DEFLATES

1990 = 100 (ohne MwSt / excluding VAT / TVA exclue)



| | | | NEDERLAND | | | | | | | | | | | | |
|-----|--|--|-----------|-------|-------|-------|-------|-------|-------|-------|-------|-------|-------|------|------|
| | | | 1995 | | | | | 1996 | | | | | | | |
| | | | sep | oct | nov | dec | jan | feb | mar | apr | mal | jun | jul | aug | sep |
| 0 | INSGESAMT | TOTAL | 83.5 | 84.0 | 87.6 | 90.9 | 89.8 | 96.4 | 96.6 | 88.4 | 87.9 | 84.2 | 83.4 | 79.2 | 80.1 |
| (0) | INSGESAMT (ohne Obst und Gemüse) | TOTAL (excl. fruit and vegetables) | 86.0 | 88.2 | 90.2 | 89.8 | 88.8 | 93.7 | 90.3 | 84.4 | 85.4 | 83.6 | 83.9 | 81.6 | 82.2 |
| 1 | PFLANZLICHE ERZEUGNISSE | CROP PRODUCTS | 91.7 | 94.1 | 102.5 | 108.3 | 107.7 | 120.8 | 121.4 | 103.3 | 99.5 | 89.8 | 89.0 | 79.5 | 82.2 |
| (1) | PFLANZLICHE ERZEUGNISSE (ohne Obst und Gemüse) | CROP PRODUCTS (excl. fruit and vegetables) | 103.4 | 111.8 | 117.4 | 113.2 | 113.1 | 124.4 | 114.2 | 98.1 | 97.4 | 90.6 | 93.2 | 87.0 | 89.7 |
| 11 | Getreide und Reis | Cereals and rice | 67.0 | 69.0 | 70.9 | 71.4 | 70.8 | 70.1 | 70.0 | 74.4 | 74.5 | 74.8 | 74.5 | 65.8 | 64.8 |
| 12 | Hackfrüchte | Root crops | 90.9 | 93.8 | 92.0 | 91.0 | 87.9 | 84.7 | 84.6 | 75.9 | 72.7 | 83.6 | 69.4 | 63.8 | 65.4 |
| 12A | Speisekartoffeln | Potatoes for consumption | 94.1 | 101.0 | 96.6 | 93.9 | 86.2 | 79.2 | 79.8 | 59.6 | 50.6 | 75.8 | 43.0 | 29.7 | 34.4 |
| 12B | Zuckerrüben | Sugar beet | 91.6 | 91.6 | 91.6 | 91.9 | 91.7 | 91.4 | 90.6 | 90.5 | 91.3 | 91.7 | 91.3 | 91.4 | 90.5 |
| 12C | Sonstige Hackfrüchte | Others | 79.0 | 79.1 | 79.1 | 79.3 | 81.0 | 80.7 | 80.1 | 80.0 | 81.5 | 81.8 | 81.5 | 81.6 | 80.8 |
| 13 | Obst | Fruit | 61.7 | 50.5 | 57.9 | 68.2 | 67.2 | 70.1 | 81.0 | 109.0 | 111.3 | 100.2 | 77.7 | 97.4 | 64.6 |
| 13A | Frischobst | Fresh fruit | 61.7 | 50.5 | 57.9 | 68.2 | 67.2 | 70.1 | 81.0 | 109.0 | 111.3 | 100.2 | 77.7 | 97.4 | 64.6 |
| 13B | Trockenfrüchte | Nuts and dried fruit | - | - | - | - | - | - | - | - | - | - | - | - | - |
| 14 | Frischgemüse | Fresh vegetables | 67.8 | 57.9 | 73.2 | 102.7 | 101.2 | 120.4 | 145.6 | 115.0 | 102.8 | 86.2 | 80.7 | 58.2 | 66.7 |
| 15 | Weinmost/Wein | Wine must/Wine | - | - | - | - | - | - | - | - | - | - | - | - | - |
| 16 | Oliven und Olivenöl | Olives and olive oil | - | - | - | - | - | - | - | - | - | - | - | - | - |
| 17 | Saatgut | Seeds | 109.1 | 93.4 | 105.0 | 105.4 | 110.0 | 94.7 | 103.1 | 99.3 | 108.0 | 111.6 | 110.0 | 92.7 | 91.9 |
| 18 | Blumen, Zierpflanzen und Baumschulerzeugnisse | Flowers, ornamental plants and tree-nursery products | 109.7 | 123.5 | 130.9 | 124.6 | 124.8 | 145.1 | 128.5 | 106.7 | 105.3 | 91.4 | 99.6 | 94.7 | 98.1 |
| 19 | Sonstige pflanzliche Erzeugnisse | Other crop products | 70.6 | 74.1 | 73.0 | 75.3 | 73.9 | 74.0 | 72.3 | 72.4 | 72.5 | 72.8 | 72.5 | 74.3 | 89.7 |
| 2 | TIERE UND TIERISCHE ERZEUGNISSE | ANIMALS AND ANIMAL PRODUCTS | 77.5 | 76.6 | 76.8 | 78.3 | 76.8 | 78.6 | 78.6 | 77.6 | 79.6 | 80.1 | 79.3 | 78.9 | 78.5 |
| 21 | Tiere (zur Schlachtung und für den Export) | Animals (for slaughter and export) | 75.9 | 73.0 | 71.9 | 72.3 | 71.6 | 73.8 | 74.6 | 74.8 | 81.3 | 82.9 | 82.1 | 82.4 | 80.7 |
| 21A | Kälber | Calves | 84.8 | 81.3 | 82.7 | 83.6 | 84.0 | 83.7 | 80.2 | 74.5 | 81.7 | 77.0 | 74.6 | 70.5 | 72.0 |
| 21B | Rinder ohne Kälber | Cattle excluding calves | 70.6 | 69.3 | 63.9 | 62.3 | 62.6 | 65.3 | 66.6 | 63.8 | 64.9 | 63.1 | 55.7 | 54.6 | 54.8 |
| 21C | Schweine | Pigs | 76.8 | 72.7 | 71.9 | 73.2 | 71.5 | 74.8 | 76.8 | 79.0 | 88.5 | 93.0 | 94.4 | 95.7 | 91.9 |
| 21D | Schafe und Lämmer | Sheep and lambs | 82.3 | 82.2 | 81.4 | 80.1 | 80.5 | 80.2 | 84.0 | 90.0 | 88.7 | 82.9 | 85.2 | 83.0 | 83.4 |
| 21E | Geflügel | Poultry | 68.1 | 68.4 | 68.1 | 67.3 | 68.3 | 68.7 | 67.8 | 68.2 | 69.3 | 70.8 | 70.9 | 73.2 | 74.2 |
| 21F | Sonstige Tiere | Other animals | 67.8 | 71.4 | 74.5 | 73.8 | 69.5 | 66.1 | 68.7 | 72.1 | 72.7 | 69.2 | 62.7 | 62.6 | 68.2 |
| 22 | Milch | Milk | 79.8 | 82.1 | 84.1 | 85.1 | 84.0 | 82.9 | 80.8 | 78.9 | 77.2 | 76.7 | 75.8 | 75.4 | 75.9 |
| 23 | Eier | Eggs | 76.4 | 71.5 | 71.9 | 88.0 | 82.2 | 98.2 | 103.1 | 81.7 | 76.1 | 73.5 | 75.7 | 75.7 | 81.5 |
| 24 | Sonstige tierische Erzeugnisse | Other animal products | 81.6 | 92.7 | 92.9 | 92.2 | 60.6 | 74.9 | 80.0 | 158.5 | 90.6 | 89.6 | 79.0 | 43.1 | 44.6 |

DEFLATIONIERTE PREISINDIZES / DEFLATED PRICE INDICES / INDICES DES PRIX DEFLATES

1990 = 100 (ohne MwSt / excluding VAT / TVA exclue)



PORTUGAL

| | | | 1995 | | | | 1996 | | | | | | | | | |
|-----|--|--|---|-------|-------|-------|-------|-------|-------|-------|-------|-------|-------|-------|-------|-------|
| | | | sep | oct | nov | dec | jan | feb | mar | apr | mai | Jun | Jul | aug | sep | |
| 0 | INSGESAMT | TOTAL | TOTAL | 71.7 | 71.8 | 73.5 | 74.0 | 77.8 | 79.9 | 77.9 | 74.0 | 74.8 | 71.9 | 71.2 | 72.0 | 72.8 |
| (0) | INSGESAMT (ohne Obst und Gemüse) | TOTAL (excl. fruit and vegetables) | TOTAL (sans fruits et légumes) | 69.4 | 69.7 | 72.9 | 73.2 | 74.0 | 75.8 | 75.3 | 75.5 | 75.5 | 71.6 | 70.4 | 71.8 | 71.2 |
| 1 | PFLANZLICHE ERZEUGNISSE | CROP PRODUCTS | PRODUITS VEGETAUX | 74.5 | 74.7 | 79.6 | 80.6 | 89.5 | 91.9 | 87.5 | 78.4 | 78.4 | 73.6 | 72.5 | 74.9 | 76.9 |
| (1) | PFLANZLICHE ERZEUGNISSE (ohne Obst und Gemüse) | CROP PRODUCTS (excl. fruit and vegetables) | PRODUITS VEGETAUX (sans fruits et légumes) | 70.4 | 71.1 | 81.6 | 82.2 | 86.4 | 88.5 | 86.5 | 84.4 | 82.3 | 73.8 | 71.1 | 76.1 | 75.2 |
| 11 | Getreide und Reis | Cereals and rice | Céréales et riz | 56.0 | 55.7 | 55.7 | 55.8 | 48.5 | 48.1 | 47.9 | 47.5 | 47.3 | 47.3 | 47.2 | 44.7 | 44.7 |
| 12 | Hackfrüchte | Root crops | Plantes sarclées | 89.9 | 89.1 | 83.6 | 79.4 | 80.0 | 80.7 | 74.9 | 66.1 | 62.5 | 54.8 | 42.4 | 63.2 | 69.6 |
| 12A | Speisekartoffeln | Potatoes for consumption | Pommes de terre de consommation | 89.9 | 89.1 | 83.6 | 79.4 | 80.0 | 80.7 | 74.9 | 66.1 | 62.5 | 54.8 | 42.4 | 63.2 | 69.6 |
| 12B | Zuckerrüben | Sugar beet | Betteraves sucrières | - | - | - | - | - | - | - | - | - | - | - | - | - |
| 12C | Sonstige Hackfrüchte | Others | Autres | 89.9 | 89.1 | 83.6 | 79.4 | 80.0 | 80.7 | 74.9 | 73.2 | 58.0 | 57.7 | 42.0 | 63.2 | 69.6 |
| 13 | Obst | Fruit | Fruits | 78.2 | 82.5 | 79.5 | 73.3 | 90.9 | 88.0 | 51.2 | 51.0 | 51.1 | 56.8 | 78.7 | 54.6 | 80.6 |
| 13A | Frischobst | Fresh fruit | Fruits frais | 67.0 | 76.1 | 73.4 | 71.9 | 75.3 | 70.4 | 66.8 | 66.6 | 66.7 | 74.1 | 102.7 | 71.3 | 67.2 |
| 13B | Trockenfrüchte | Nuts and dried fruit | Fruits secs | 115.0 | 103.3 | 99.8 | 77.9 | 142.3 | 145.9 | - | - | - | - | - | - | 124.8 |
| 14 | Frischgemüse | Fresh vegetables | Légumes frais | 84.6 | 80.7 | 73.9 | 81.0 | 98.0 | 104.9 | 114.9 | 78.6 | 85.0 | 84.2 | 72.6 | 85.2 | 79.4 |
| 15 | Weinmost/Wein | Wine must/Wine | Moût/Vin | 93.9 | 94.0 | 93.5 | 93.7 | 112.8 | 112.0 | 111.4 | 117.8 | 117.2 | 99.9 | 97.6 | 97.9 | 97.9 |
| 16 | Oliven und Olivenöl | Olives and olive oil | Olives et huile d'olives | - | - | 117.4 | 90.6 | 95.3 | 96.2 | 96.6 | 96.2 | 93.2 | 96.7 | 93.6 | 114.5 | 98.8 |
| 17 | Saatgut | Seeds | Semences | - | - | - | - | - | - | - | - | - | - | - | - | - |
| 18 | Blumen, Zierpflanzen und Baumschulerzeugnisse | Flowers, ornamental plants and tree-nursery products | Fleurs, plantes ornementales et produits de pépinière | 76.4 | 95.0 | 85.1 | 166.1 | 136.2 | 184.9 | 166.5 | 102.1 | 79.8 | 50.7 | 55.9 | 63.7 | 60.4 |
| 19 | Sonstige pflanzliche Erzeugnisse | Other crop products | Autres produits végétaux | 60.5 | 60.3 | 60.3 | 60.4 | 60.2 | 59.8 | 59.5 | 59.0 | 58.7 | 58.8 | 58.7 | 59.6 | 59.6 |
| 2 | TIERE UND TIERISCHE ERZEUGNISSE | ANIMALS AND ANIMAL PRODUCTS | ANIMAUX ET PRODUITS ANIMAUX | 68.8 | 68.8 | 67.2 | 67.2 | 65.7 | 67.5 | 67.9 | 69.5 | 71.0 | 70.1 | 69.9 | 69.0 | 68.5 |
| 21 | Tiere (zur Schlachtung und für den Export) | Animals (for slaughter and export) | Animaux (boucherie et exportation) | 67.5 | 66.8 | 64.6 | 64.7 | 63.2 | 68.3 | 65.4 | 68.4 | 73.1 | 72.0 | 71.7 | 69.9 | 69.1 |
| 21A | Kälber | Calves | Veaux | 82.8 | 82.5 | 82.4 | 82.6 | 82.4 | 81.8 | 80.6 | 79.3 | 76.7 | 71.3 | 67.8 | 65.1 | 65.1 |
| 21B | Rinder ohne Kälber | Cattle excluding calves | Bovins sans veaux | 58.6 | 58.4 | 57.4 | 56.6 | 58.2 | 57.7 | 57.1 | 54.8 | 52.2 | 50.1 | 48.0 | 46.5 | 48.5 |
| 21C | Schweine | Pigs | Porcs | 66.9 | 64.6 | 63.5 | 64.2 | 63.3 | 66.2 | 65.2 | 65.6 | 75.8 | 85.2 | 86.4 | 83.8 | 79.2 |
| 21D | Schafe und Lämmer | Sheep and lambs | Moutons et agneaux | 84.1 | 85.6 | 87.2 | 94.8 | 91.5 | 89.2 | 84.7 | 86.7 | 89.4 | 91.8 | 92.0 | 92.8 | 97.1 |
| 21E | Geflügel | Poultry | Volailles | 61.9 | 62.6 | 52.0 | 47.6 | 39.1 | 54.6 | 55.9 | 78.9 | 87.8 | 60.2 | 59.6 | 70.0 | 69.6 |
| 21F | Sonstige Tiere | Other animals | Autres animaux | 110.8 | 110.4 | 110.3 | 110.6 | 110.2 | 109.5 | 109.0 | 108.1 | 107.5 | 107.7 | 107.5 | 49.5 | 52.8 |
| 22 | Milch | Milk | Lait | 75.9 | 75.6 | 75.6 | 75.7 | 73.0 | 72.4 | 72.2 | 71.5 | 71.2 | 71.3 | 71.1 | 70.9 | 70.9 |
| 23 | Eier | Eggs | Oeufs | 63.5 | 69.6 | 67.2 | 66.8 | 69.1 | 68.2 | 81.7 | 79.8 | 61.0 | 57.9 | 58.1 | 62.4 | 63.0 |
| 24 | Sonstige tierische Erzeugnisse | Other animal products | Autres produits animaux | 38.3 | 38.1 | 38.1 | 38.2 | 38.1 | 37.8 | 37.6 | 37.3 | 37.1 | 37.2 | 37.1 | 37.0 | 37.0 |

DEFLATIONIERTE PREISINDIZES / DEFLATED PRICE INDICES / INDICES DES PRIX DEFLATES

1990 = 100 (ohne MwSt / excluding VAT / TVA exclue)



SUOMI/FINLAND

| | | | 1995 | 1995 | 1995 | 1995 | 1995 | 1996 | 1996 | 1996 | 1996 | 1996 | 1996 | 1996 | 1996 | 1996 |
|-----|--|--|---|------|------|------|------|------|------|------|------|-------|------|------|------|-------|
| | | | sep | oct | nov | dec | jan | feb | mar | apr | mai | jun | jul | aug | sep | sep |
| 0 | INSGESAMT | TOTAL | TOTAL | 62.1 | 61.4 | 62.1 | 62.4 | 56.3 | 55.3 | 52.8 | 51.4 | 53.3 | 51.5 | 52.1 | 53.7 | 55.9 |
| (0) | INSGESAMT (ohne Obst und Gemüse) | TOTAL (excl. fruit and vegetables) | TOTAL (sans fruits et légumes) | 61.4 | 60.7 | 61.4 | 61.7 | 55.3 | 54.3 | 51.6 | 50.2 | 50.7 | 50.3 | 50.6 | 52.3 | 54.0 |
| 1 | PFLANZLICHE ERZEUGNISSE | CROP PRODUCTS | PRODUITS VEGETAUX | 48.5 | 47.2 | 49.6 | 49.7 | 50.0 | 50.1 | 48.8 | 48.8 | 55.1 | 49.1 | 49.7 | 50.3 | 50.4 |
| (1) | PFLANZLICHE ERZEUGNISSE (ohne Obst und Gemüse) | CROP PRODUCTS (excl. fruit and vegetables) | PRODUITS VEGETAUX (sans fruits et légumes) | 44.0 | 42.6 | 45.2 | 45.3 | 45.4 | 45.5 | 43.8 | 44.1 | 45.7 | 44.1 | 43.9 | 44.5 | 42.5 |
| 11 | Getreide und Reis | Cereals and rice | Céréales et riz | 33.6 | 35.0 | 35.2 | 35.6 | 35.9 | 36.3 | 36.4 | 36.6 | 37.0 | 36.8 | 36.8 | 35.4 | 34.5 |
| 12 | Hackfrüchte | Root crops | Plantes sarclées | 72.0 | 58.7 | 58.9 | 58.7 | 60.7 | 57.3 | 55.2 | 58.6 | 60.2 | 59.1 | 60.2 | 70.1 | 60.3 |
| 12A | Speisekartoffeln | Potatoes for consumption | Pommes de terre de consommation | 65.5 | 57.4 | 57.6 | 55.8 | 61.2 | 52.9 | 47.5 | 56.3 | 60.7 | 57.9 | 60.7 | 86.8 | 61.6 |
| 12B | Zuckerrüben | Sugar beet | Betteraves sucrières | 78.2 | 57.8 | 57.9 | 58.8 | 58.8 | 58.6 | 58.5 | 58.4 | 58.3 | 58.3 | 58.3 | 58.4 | 58.3 |
| 12C | Sonstige Hackfrüchte | Others | Autres | 67.5 | 67.5 | 67.3 | 67.3 | 67.3 | 67.0 | 66.9 | 66.8 | 66.7 | 66.7 | 66.7 | 64.7 | 64.5 |
| 13 | Obst | Fruit | Fruits | 88.8 | 84.0 | 84.3 | 84.3 | 84.2 | 83.9 | 83.8 | 83.7 | 83.5 | 83.5 | 80.9 | 81.1 | 88.6 |
| 13A | Frischobst | Fresh fruit | Fruits frais | 88.8 | 84.0 | 84.3 | 84.3 | 84.2 | 83.9 | 83.8 | 83.7 | 83.5 | 83.5 | 80.9 | 81.1 | 88.6 |
| 13B | Trockenfrüchte | Nuts and dried fruit | Fruits secs | - | - | - | - | - | - | - | - | - | - | - | - | - |
| 14 | Frischgemüse | Fresh vegetables | Légumes frais | 75.8 | 76.6 | 77.6 | 77.3 | 79.5 | 80.5 | 82.4 | 79.4 | 131.9 | 82.3 | 92.2 | 92.9 | 109.9 |
| 15 | Weinmost/Wein | Wine must/Wine | Moût/Vin | - | - | - | - | - | - | - | - | - | - | - | - | - |
| 16 | Oliven und Olivenöl | Olives and olive oil | Olives et huile d'olives | - | - | - | - | - | - | - | - | - | - | - | - | - |
| 17 | Saatgut | Seeds | Semences | 40.9 | 40.3 | 41.2 | 41.2 | 42.2 | 42.1 | 42.7 | 42.5 | 43.1 | 43.1 | 44.0 | 44.6 | |
| 18 | Blumen, Zierpflanzen und Baumschulerzeugnisse | Flowers, ornamental plants and tree-nursery products | Fleurs, plantes ornementales et produits de pépinière | 68.6 | 70.1 | 90.6 | 89.9 | 85.5 | 89.8 | 77.4 | 74.0 | 83.1 | 71.6 | 68.5 | 64.6 | 66.2 |
| 19 | Sonstige pflanzliche Erzeugnisse | Other crop products | Autres produits végétaux | 25.0 | 25.6 | 26.1 | 26.2 | 26.8 | 26.2 | 26.4 | 26.5 | 26.5 | 26.6 | 26.4 | 26.5 | 28.6 |
| 2 | TIERE UND TIERISCHE ERZEUGNISSE | ANIMALS AND ANIMAL PRODUCTS | ANIMAUX ET PRODUITS ANIMAUX | 67.8 | 67.4 | 67.5 | 67.8 | 59.0 | 57.6 | 54.5 | 52.5 | 52.5 | 52.6 | 53.0 | 55.2 | 58.2 |
| 21 | Tiere (zur Schlachtung und für den Export) | Animals (for slaughter and export) | Animaux (boucherie et exportation) | 53.9 | 52.9 | 53.3 | 54.0 | 37.7 | 37.5 | 37.3 | 37.3 | 37.3 | 37.3 | 38.3 | 37.9 | 37.2 |
| 21A | Kälber | Calves | Veaux | 47.3 | 42.7 | 46.0 | 38.0 | 58.1 | 41.2 | 56.1 | 49.6 | 48.9 | 51.5 | 49.8 | 52.8 | 46.5 |
| 21B | Rinder ohne Kälber | Cattle excluding calves | Bovins sans veaux | 52.9 | 50.4 | 50.8 | 51.3 | 37.6 | 38.8 | 38.4 | 38.0 | 37.6 | 36.8 | 37.8 | 36.8 | 35.6 |
| 21C | Schweine | Pigs | Porcs | 54.8 | 55.3 | 55.9 | 56.9 | 39.6 | 38.2 | 38.0 | 38.0 | 38.4 | 39.9 | 40.1 | 40.5 | 40.4 |
| 21D | Schafe und Lämmer | Sheep and lambs | Moutons et agneaux | 50.2 | 50.2 | 49.4 | 50.8 | 20.3 | 19.3 | 21.3 | 20.1 | 18.7 | 17.4 | 19.9 | 20.0 | 18.5 |
| 21E | Geflügel | Poultry | Volailles | 57.2 | 57.2 | 57.2 | 56.4 | 26.8 | 24.1 | 24.9 | 28.0 | 27.4 | 24.7 | 30.4 | 30.5 | 29.2 |
| 21F | Sonstige Tiere | Other animals | Autres animaux | 27.2 | 26.9 | 27.0 | 25.0 | 25.4 | 23.9 | 25.5 | 25.1 | 25.4 | 26.3 | 26.9 | 28.5 | 29.2 |
| 22 | Milch | Milk | Lait | 83.4 | 83.5 | 83.2 | 83.2 | 81.9 | 79.0 | 72.9 | 68.9 | 68.9 | 68.9 | 69.0 | 73.6 | 80.5 |
| 23 | Eier | Eggs | Oeufs | 44.1 | 44.2 | 44.2 | 44.3 | 31.5 | 31.6 | 31.9 | 32.0 | 32.1 | 32.4 | 32.7 | 33.0 | 33.0 |
| 24 | Sonstige tierische Erzeugnisse | Other animal products | Autres produits animaux | 74.5 | 74.5 | 74.7 | 74.8 | 74.7 | 74.4 | 74.3 | 74.2 | 74.0 | 74.0 | 74.1 | 74.3 | 79.5 |

DEFLATIONIERTE PREISINDIZES / DEFLATED PRICE INDICES / INDICES DES PRIX DEFLATES

1990 = 100 (ohne MwSt / excluding VAT / TVA exclue)



SVERIGE

| | | | 1995 | | | | 1996 | | | | | | | | | |
|-----|--|--|---|-------|-------|-------|-------|-------|-------|-------|-------|-------|-------|-------|-------|-------|
| | | | sep | oct | nov | dec | jan | feb | mar | apr | mai | jun | jul | aug | sep | |
| 0 | INSGESAMT | TOTAL | TOTAL | 77.9 | 76.3 | 76.5 | 77.1 | 77.5 | 77.2 | 77.0 | 77.0 | 76.7 | 77.8 | 77.1 | 76.1 | 75.7 |
| (0) | INSGESAMT (ohne Obst und Gemüse) | TOTAL (excl. fruit and vegetables) | TOTAL (sans fruits et légumes) | 77.3 | 76.0 | 76.8 | 77.4 | 77.7 | 77.0 | 76.7 | 76.2 | 76.2 | 77.6 | 76.3 | 75.4 | 75.3 |
| 1 | PFLANZLICHE ERZEUGNISSE | CROP PRODUCTS | PRODUITS VEGETAUX | 79.0 | 76.7 | 76.5 | 79.7 | 80.9 | 82.1 | 80.1 | 81.4 | 80.4 | 86.8 | 80.8 | 77.1 | 75.3 |
| (1) | PFLANZLICHE ERZEUGNISSE (ohne Obst und Gemüse) | CROP PRODUCTS (excl. fruit and vegetables) | PRODUITS VEGETAUX (sans fruits et légumes) | 76.6 | 75.7 | 77.6 | 81.4 | 82.8 | 82.2 | 79.8 | 78.8 | 78.9 | 87.8 | 78.1 | 74.3 | 73.4 |
| 11 | Getreide und Reis | Cereals and rice | Céréales et riz | 71.2 | 71.5 | 71.9 | 72.7 | 73.2 | 73.2 | 73.1 | 73.4 | 73.9 | 73.0 | 70.9 | 70.3 | 69.9 |
| 12 | Hackfrüchte | Root crops | Plantes sarclées | 111.8 | 108.9 | 109.6 | 110.1 | 109.9 | 109.7 | 108.7 | 108.4 | 108.7 | 141.5 | 116.9 | 101.4 | 99.5 |
| 12A | Speisekartoffeln | Potatoes for consumption | Pommes de terre de consommation | 125.2 | 115.7 | 117.0 | 117.8 | 117.3 | 116.9 | 115.4 | 114.9 | 115.3 | 184.7 | 131.2 | 97.7 | 94.4 |
| 12B | Zuckerrüben | Sugar beet | Betteraves sucrières | 106.6 | 106.3 | 106.3 | 106.6 | 106.8 | 106.7 | 106.2 | 106.0 | 106.1 | 106.5 | 107.8 | 108.3 | 107.6 |
| 12C | Sonstige Hackfrüchte | Others | Autres | 70.7 | 88.2 | 88.3 | 88.5 | 88.7 | 88.6 | 88.2 | 88.0 | 88.1 | 88.4 | 88.7 | 89.1 | 88.5 |
| 13 | Obst | Fruit | Fruits | 103.1 | 93.2 | 74.0 | 70.3 | 61.6 | 61.6 | 61.3 | 61.2 | 61.2 | 72.4 | 48.8 | 92.4 | 105.9 |
| 13A | Frischobst | Fresh fruit | Fruits frais | 103.1 | 93.2 | 74.0 | 70.3 | 61.6 | 61.6 | 61.3 | 61.2 | 61.2 | 72.4 | 48.8 | 92.4 | 105.9 |
| 13B | Trockenfrüchte | Nuts and dried fruit | Fruits secs | - | - | - | - | - | - | - | - | - | - | - | - | - |
| 14 | Frischgemüse | Fresh vegetables | Légumes frais | 87.4 | 79.3 | 70.0 | 71.7 | 73.9 | 86.2 | 86.2 | 102.0 | 94.1 | 84.4 | 104.6 | 90.1 | 79.7 |
| 15 | Weinmost/Wein | Wine must/Wine | Mout/Vin | - | - | - | - | - | - | - | - | - | - | - | - | - |
| 16 | Oliven und Olivenöl | Olives and olive oil | Olives et huile d'olives | - | - | - | - | - | - | - | - | - | - | - | - | - |
| 17 | Saatgut | Seeds | Semences | - | - | - | - | - | - | - | - | - | - | - | - | - |
| 18 | Blumen, Zierpflanzen und Baumschulerzeugnisse | Flowers, ornamental plants and tree-nursery products | Fleurs, plantes ornementales et produits de pépinière | 73.0 | 71.7 | 80.5 | 98.8 | 105.9 | 103.1 | 91.6 | 86.0 | 84.7 | 86.2 | 72.7 | 76.2 | 75.2 |
| 19 | Sonstige pflanzliche Erzeugnisse | Other crop products | Autres produits végétaux | 38.4 | 38.3 | 38.3 | 38.4 | 38.5 | 38.4 | 38.2 | 38.2 | 38.2 | 38.3 | 39.6 | 39.8 | 39.5 |
| 2 | TIERE UND TIERISCHE ERZEUGNISSE | ANIMALS AND ANIMAL PRODUCTS | ANIMAUX ET PRODUITS ANIMAUX | 77.5 | 76.1 | 76.5 | 76.2 | 76.2 | 75.5 | 75.8 | 75.4 | 75.3 | 74.6 | 75.8 | 75.8 | 75.8 |
| 21 | Tiere (zur Schlachtung und für den Export) | Animals (for slaughter and export) | Animaux (boucherie et exportation) | 74.3 | 72.8 | 72.4 | 71.2 | 69.1 | 66.1 | 67.0 | 66.3 | 66.9 | 66.3 | 66.4 | 66.2 | 67.1 |
| 21A | Kälber | Calves | Veaux | 85.7 | 86.3 | 86.5 | 86.3 | 87.1 | 84.7 | 85.4 | 85.0 | 82.9 | 78.2 | 71.6 | 71.0 | 69.2 |
| 21B | Rinder ohne Kälber | Cattle excluding calves | Bovins sans veaux | 75.8 | 70.8 | 70.0 | 70.1 | 68.7 | 65.4 | 65.7 | 65.3 | 66.2 | 65.7 | 64.2 | 62.4 | 59.1 |
| 21C | Schweine | Pigs | Porcs | 74.4 | 75.5 | 75.3 | 72.7 | 69.5 | 66.6 | 68.1 | 67.1 | 67.5 | 67.0 | 68.7 | 69.9 | 74.5 |
| 21D | Schafe und Lämmer | Sheep and lambs | Moutons et agneaux | 55.2 | 54.3 | 54.5 | 55.6 | 63.4 | 63.6 | 65.9 | 66.8 | 68.4 | 67.2 | 65.3 | 57.5 | 57.6 |
| 21E | Geflügel | Poultry | Volailles | 64.6 | 64.1 | 64.1 | 64.2 | 64.3 | 62.6 | 61.8 | 60.0 | 61.3 | 61.5 | 61.6 | 62.0 | 61.5 |
| 21F | Sonstige Tiere | Other animals | Autres animaux | 45.9 | 45.8 | 45.8 | 43.7 | 43.7 | 42.1 | 43.4 | 43.3 | 43.4 | 45.1 | 45.2 | 43.8 | 43.6 |
| 22 | Milch | Milk | Lait | 82.0 | 80.5 | 81.7 | 82.0 | 83.8 | 84.6 | 84.3 | 84.2 | 83.3 | 82.4 | 84.8 | 84.9 | 84.4 |
| 23 | Eier | Eggs | Oeufs | 60.1 | 59.8 | 59.6 | 60.6 | 61.1 | 63.2 | 65.2 | 64.9 | 67.5 | 66.6 | 64.8 | 65.6 | 64.4 |
| 24 | Sonstige tierische Erzeugnisse | Other animal products | Autres produits animaux | - | - | - | - | - | - | - | - | - | - | - | - | - |

DEFLATIONIERTE PREISINDIZES / DEFLATED PRICE INDICES / INDICES DES PRIX DEFLATES

1990 = 100 (ohne MwSt / excluding VAT / TVA exclue)



| | | | UNITED KINGDOM | | | | | | | | | | | | | | |
|-----|--|--|---|-------|-------|-------|-------|-------|-------|-------|-------|-------|-------|-------|-------|-------|--|
| | | | 1995 | | | | | 1996 | | | | | | | | | |
| | | | sep | oct | nov | dec | jan | feb | mar | apr | mai | jun | Jul | aug | sep | | |
| 0 | INSGESAMT | TOTAL | TOTAL | 97.6 | 96.6 | 97.1 | 98.2 | 100.5 | 101.0 | 100.9 | 98.6 | 95.8 | 97.1 | 95.2 | 91.2 | 89.1 | |
| (0) | INSGESAMT (ohne Obst und Gemüse) | TOTAL (excl. fruit and vegetables) | TOTAL (sans fruits et légumes) | 97.9 | 98.0 | 99.0 | 99.5 | 100.0 | 100.4 | 100.2 | 98.4 | 95.5 | 96.2 | 96.0 | 92.5 | 90.9 | |
| 1 | PFLANZLICHE ERZEUGNISSE | CROP PRODUCTS | PRODUITS VEGETAUX | 91.4 | 89.6 | 89.7 | 93.1 | 97.0 | 96.1 | 94.0 | 93.4 | 92.3 | 94.6 | 85.1 | 77.3 | 73.7 | |
| (1) | PFLANZLICHE ERZEUGNISSE (ohne Obst und Gemüse) | CROP PRODUCTS (excl. fruit and vegetables) | PRODUITS VEGETAUX (sans fruits et légumes) | 90.2 | 91.2 | 92.9 | 95.3 | 94.5 | 92.8 | 89.8 | 91.1 | 90.4 | 91.2 | 84.2 | 76.7 | 73.8 | |
| 11 | Getreide und Reis | Cereals and rice | Céréales et riz | 85.6 | 88.3 | 91.5 | 93.5 | 94.6 | 92.8 | 91.7 | 90.3 | 92.2 | 90.5 | 86.8 | 82.7 | 80.4 | |
| 12 | Hackfrüchte | Root crops | Plantes sarclées | 127.7 | 124.6 | 122.3 | 128.3 | 123.5 | 116.2 | 108.4 | 105.1 | 105.0 | 126.1 | 92.5 | 70.0 | 60.5 | |
| 12A | Speisekartoffeln | Potatoes for consumption | Pommes de terre de consommation | 146.9 | 137.9 | 134.2 | 144.2 | 136.3 | 125.0 | 112.9 | 108.1 | 108.1 | 141.6 | 88.1 | 52.7 | 38.0 | |
| 12B | Zuckerrüben | Sugar beet | Betteraves sucrières | 95.0 | 101.7 | 101.7 | 101.1 | 101.4 | 101.0 | 100.6 | 99.8 | 99.7 | 99.6 | 100.0 | 99.5 | 99.0 | |
| 12C | Sonstige Hackfrüchte | Others | Autres | - | - | - | - | - | - | - | - | - | - | - | - | - | |
| 13 | Obst | Fruit | Fruits | 78.7 | 83.9 | 75.4 | 73.6 | 97.0 | 91.1 | 95.1 | 90.3 | 101.5 | 126.2 | 76.3 | 79.2 | 68.3 | |
| 13A | Frühsobst | Fresh fruit | Fruits frais | 78.7 | 83.9 | 75.4 | 73.6 | 97.0 | 91.1 | 95.1 | 90.3 | 101.5 | 126.2 | 76.3 | 79.2 | 66.3 | |
| 13B | Trockenfrüchte | Nuts and dried fruit | Fruits secs | - | - | - | - | - | - | - | - | - | - | - | - | - | |
| 14 | Frischgemüse | Fresh vegetables | Légumes frais | 99.2 | 84.9 | 80.8 | 89.9 | 106.9 | 110.2 | 110.0 | 103.5 | 97.2 | 99.5 | 90.6 | 79.1 | 75.1 | |
| 15 | Weinmost/Wein | Wine must/Wine | Mout/Vin | - | - | - | - | - | - | - | - | - | - | - | - | - | |
| 16 | Oliven und Olivenöl | Olives and olive oil | Olives et huile d'olives | - | - | - | - | - | - | - | - | - | - | - | - | - | |
| 17 | Saatgut | Seeds | Semences | 120.3 | 113.5 | 119.7 | 120.0 | 119.2 | 115.9 | 105.1 | 98.9 | 98.8 | 98.7 | 99.1 | 99.3 | 98.4 | |
| 18 | Blumen, Zierpflanzen und Baumschulerzeugnisse | Flowers, ornamental plants and tree-nursery products | Fleurs, plantes ornementales et produits de pépinière | 88.5 | 91.1 | 91.5 | 92.9 | 88.7 | 94.4 | 90.9 | 114.1 | 99.0 | 78.6 | 88.8 | 79.8 | 81.0 | |
| 19 | Sonstige pflanzliche Erzeugnisse | Other crop products | Autres produits végétaux | 50.1 | 51.0 | 52.0 | 52.4 | 53.5 | 52.8 | 51.6 | 51.7 | 53.6 | 55.5 | 54.9 | 53.8 | 53.2 | |
| 2 | TIERE UND TIERISCHE ERZEUGNISSE | ANIMALS AND ANIMAL PRODUCTS | ANIMAUX ET PRODUITS ANIMAUX | 101.9 | 101.4 | 102.1 | 101.7 | 102.9 | 104.3 | 105.5 | 102.2 | 98.1 | 98.7 | 102.1 | 100.7 | 99.6 | |
| 21 | Tiere (zur Schlachtung und für den Export) | Animals (for slaughter and export) | Animaux (boucherie et exportation) | 94.4 | 92.5 | 97.3 | 97.0 | 98.7 | 101.0 | 102.1 | 102.4 | 97.6 | 95.3 | 93.3 | 90.8 | 90.7 | |
| 21A | Kälber | Calves | Veaux | 99.5 | 107.7 | 107.7 | 107.0 | 110.3 | 109.8 | 109.4 | 73.6 | 73.4 | 73.4 | 66.9 | 66.7 | 66.3 | |
| 21B | Rinder ohne Kälber | Cattle excluding calves | Bovins sans veaux | 99.1 | 97.7 | 97.9 | 93.1 | 93.5 | 93.9 | 92.4 | 82.4 | 78.9 | 80.6 | 79.0 | 75.4 | 73.9 | |
| 21C | Schweine | Pigs | Porcs | 92.7 | 94.7 | 96.5 | 99.1 | 101.0 | 104.1 | 102.7 | 103.7 | 104.4 | 109.6 | 111.3 | 106.0 | 103.0 | |
| 21D | Schafe und Lämmer | Sheep and lambs | Moutons et agneaux | 101.0 | 85.9 | 114.5 | 121.5 | 127.3 | 136.7 | 154.8 | 182.8 | 157.4 | 127.1 | 112.7 | 111.8 | 120.2 | |
| 21E | Geflügel | Poultry | Volailles | 82.3 | 83.3 | 85.0 | 85.5 | 86.8 | 87.4 | 85.2 | 88.2 | 88.1 | 88.0 | 89.6 | 91.2 | 91.5 | |
| 21F | Sonstige Tiere | Other animals | Autres animaux | - | - | - | - | - | - | - | - | - | - | - | - | - | |
| 22 | Milch | Milk | Lait | 118.2 | 119.4 | 112.9 | 111.9 | 112.6 | 112.3 | 113.2 | 104.7 | 100.3 | 105.5 | 118.2 | 118.3 | 115.5 | |
| 23 | Eier | Eggs | Oeufs | 73.9 | 76.1 | 81.9 | 83.9 | 83.8 | 87.3 | 92.6 | 85.6 | 90.2 | 90.2 | 87.6 | 87.2 | 88.5 | |
| 24 | Sonstige tierische Erzeugnisse | Other animal products | Autres produits animaux | 102.7 | 103.3 | 103.3 | 102.6 | 100.2 | 99.8 | 99.4 | 98.7 | 95.9 | 95.8 | 96.2 | 95.7 | 95.3 | |

DEFLATIONIERTE PREISINDIZES / DEFLATED PRICE INDICES / INDICES DES PRIX DEFLATES

1990 = 100 (ohne MwSt / excluding VAT / TVA exclue)



EUR 15


| | | | 1995 | 1995 | 1995 | 1995 | 1996 | 1996 | 1996 | 1996 | 1996 | 1996 | 1996 | 1996 | 1996 | |
|-----|--|--|---|-------|-------|-------|-------|-------|-------|-------|-------|-------|-------|-------|-------|-------|
| | | | sep | oct | nov | dec | jan | feb | mar | apr | mai | Jun | Jul | aug | sep | |
| 0 | INSGESAMT | TOTAL | TOTAL | 84.0 | 84.0 | 84.9 | 86.3 | 86.2 | 88.5 | 89.6 | 86.2 | 86.1 | 84.3 | 82.0 | 80.7 | 81.3 |
| (0) | INSGESAMT (ohne Obst und Gemüse) | TOTAL (excl. fruit and vegetables) | TOTAL (sans fruits et légumes) | 84.1 | 84.4 | 84.9 | 85.3 | 85.0 | 85.7 | 85.2 | 84.0 | 84.0 | 82.9 | 82.3 | 82.2 | 82.1 |
| 1 | PFLANZLICHE ERZEUGNISSE | CROP PRODUCTS | PRODUITS VEGETAUX | 84.0 | 84.7 | 86.6 | 89.6 | 90.9 | 95.1 | 97.5 | 91.1 | 90.7 | 86.8 | 81.7 | 78.4 | 79.2 |
| (1) | PFLANZLICHE ERZEUGNISSE (ohne Obst und Gemüse) | CROP PRODUCTS (excl. fruit and vegetables) | PRODUITS VEGETAUX (sans fruits et légumes) | 84.4 | 86.2 | 87.3 | 88.6 | 89.8 | 90.8 | 89.8 | 87.8 | 87.4 | 84.3 | 82.3 | 81.3 | 80.4 |
| 11 | Getreide und Reis | Cereals and rice | Céréales et riz | 74.4 | 75.1 | 76.7 | 77.5 | 77.5 | 78.9 | 76.3 | 78.7 | 77.6 | 76.1 | 71.2 | 69.3 | 68.4 |
| 12 | Hackfrüchte | Root crops | Plantes sarclées | 95.3 | 93.6 | 92.7 | 93.2 | 98.9 | 97.2 | 98.5 | 99.3 | 97.6 | 95.3 | 89.6 | 86.7 | 81.3 |
| 12A | Speisekartoffeln | Potatoes for consumption | Pommes de terre de consommation | 102.5 | 99.1 | 97.2 | 98.1 | 110.9 | 106.6 | 110.0 | 112.0 | 108.3 | 103.7 | 90.2 | 83.7 | 73.1 |
| 12B | Zuckerrüben | Sugar beet | Betteraves sucrières | 90.2 | 90.0 | 90.0 | 90.1 | 89.8 | 90.3 | 89.9 | 89.6 | 89.5 | 89.1 | 90.0 | 90.1 | 88.9 |
| 12C | Sonstige Hackfrüchte | Others | Autres | 75.8 | 76.8 | 76.7 | 76.8 | 77.3 | 77.0 | 76.6 | 76.5 | 76.9 | 77.0 | 77.0 | 77.0 | 76.6 |
| 13 | Obst | Fruit | Fruits | 79.0 | 87.5 | 92.4 | 97.1 | 90.5 | 90.0 | 95.3 | 85.9 | 101.9 | 98.4 | 83.5 | 71.8 | 74.5 |
| 13A | Frischobst | Fresh fruit | Fruits frais | 77.1 | 84.8 | 96.6 | 101.1 | 89.2 | 88.2 | 96.3 | 88.6 | 101.6 | 97.5 | 82.8 | 70.9 | 73.2 |
| 13B | Trockenfrüchte | Nuts and dried fruit | Fruits secs | 117.4 | 104.8 | 105.2 | 98.4 | 103.9 | 102.3 | 85.4 | 83.9 | 108.3 | 105.4 | 134.6 | 126.6 | 114.0 |
| 14 | Frischgemüse | Fresh vegetables | Légumes frais | 86.2 | 77.3 | 80.2 | 88.8 | 95.9 | 116.4 | 130.6 | 108.7 | 96.6 | 87.4 | 77.1 | 72.8 | 77.1 |
| 15 | Weinmost/Wein | Wine must/Wine | Moût/Vin | 90.7 | 93.6 | 95.3 | 96.9 | 98.4 | 98.5 | 99.9 | 98.1 | 95.5 | 93.3 | 92.3 | 94.2 | 91.9 |
| 16 | Oliven und Olivenöl | Olives and olive oil | Olives et huile d'olives | 115.1 | 115.3 | 120.6 | 125.7 | 137.5 | 135.7 | 131.3 | 129.5 | 130.1 | 127.6 | 127.5 | 129.6 | 130.0 |
| 17 | Saatgut | Seeds | Semences | 97.2 | 90.8 | 95.3 | 95.4 | 96.4 | 90.5 | 91.0 | 88.6 | 91.4 | 92.6 | 91.8 | 86.0 | 85.5 |
| 18 | Blumen, Zierpflanzen und Baumschulerzeugnisse | Flowers, ornamental plants and tree-nursery products | Fleurs, plantes ornementales et produits de pépinière | 94.4 | 103.1 | 102.4 | 105.4 | 100.7 | 114.0 | 107.8 | 93.9 | 93.0 | 80.7 | 85.5 | 82.7 | 86.3 |
| 19 | Sonstige pflanzliche Erzeugnisse | Other crop products | Autres produits végétaux | 64.1 | 65.0 | 65.5 | 65.3 | 65.5 | 64.8 | 63.5 | 64.2 | 64.7 | 63.9 | 63.7 | 63.5 | 64.1 |
| 2 | TIERE UND TIERISCHE ERZEUGNISSE | ANIMALS AND ANIMAL PRODUCTS | ANIMAUX ET PRODUITS ANIMAUX | 83.9 | 83.3 | 83.4 | 83.2 | 81.9 | 82.5 | 82.3 | 81.6 | 81.9 | 81.9 | 82.3 | 82.7 | 83.2 |
| 21 | Tiere (zur Schlachtung und für den Export) | Animals (for slaughter and export) | Animaux (boucherie et exportation) | 81.3 | 79.6 | 79.9 | 79.4 | 78.0 | 78.9 | 79.3 | 80.6 | 82.2 | 82.1 | 81.0 | 80.8 | 81.2 |
| 21A | Kälber | Calves | Veaux | 85.7 | 83.9 | 83.5 | 82.8 | 82.2 | 81.4 | 79.8 | 76.3 | 78.8 | 76.2 | 72.0 | 71.2 | 71.5 |
| 21B | Rinder ohne Kälber | Cattle excluding calves | Bovins sans veaux | 81.7 | 80.9 | 79.9 | 78.1 | 77.5 | 77.7 | 77.2 | 73.0 | 71.8 | 70.1 | 67.0 | 66.2 | 67.0 |
| 21C | Schweine | Pigs | Porcs | 79.0 | 76.8 | 77.2 | 77.7 | 76.0 | 77.3 | 78.2 | 80.7 | 87.0 | 92.3 | 94.1 | 94.2 | 91.3 |
| 21D | Schafe und Lämmer | Sheep and lambs | Moutons et agneaux | 88.5 | 84.5 | 92.6 | 95.7 | 94.9 | 97.3 | 101.8 | 116.8 | 108.7 | 98.1 | 94.8 | 96.1 | 101.0 |
| 21E | Geflügel | Poultry | Volailles | 78.8 | 76.2 | 76.8 | 76.1 | 75.4 | 76.9 | 77.6 | 83.4 | 83.2 | 81.0 | 80.6 | 80.3 | 86.0 |
| 21F | Sonstige Tiere | Other animals | Autres animaux | 82.9 | 85.2 | 84.9 | 82.3 | 73.5 | 73.3 | 75.3 | 86.1 | 86.0 | 77.8 | 76.4 | 77.1 | 81.0 |
| 22 | Milch | Milk | Lait | 89.4 | 90.2 | 89.8 | 89.4 | 88.4 | 87.4 | 85.3 | 82.2 | 81.3 | 81.9 | 84.6 | 86.3 | 86.6 |
| 23 | Eier | Eggs | Oeufs | 77.9 | 79.3 | 81.1 | 86.4 | 84.5 | 91.2 | 97.2 | 88.0 | 81.9 | 80.7 | 81.9 | 82.4 | 83.9 |
| 24 | Sonstige tierische Erzeugnisse | Other animal products | Autres produits animaux | 82.6 | 84.3 | 84.1 | 83.6 | 78.6 | 80.8 | 81.1 | 92.0 | 81.3 | 81.0 | 80.5 | 75.9 | 75.2 |

A vertical line on the left side of the page.

**Monatliche EU-Indizes der Einkaufspreise
landwirtschaftlicher Betriebsmittel**

**Monthly EU indices of purchase prices of the means
of agricultural production**

**Indices UE mensuels des prix d'achat des moyens
de production agricole**



Nominale Indizes

Nominal indices

Indices nominaux

NOMINALE PREISINDIZES / NOMINAL PRICE INDICES / INDICES DES PRIX NOMINAUX

1990 = 100 (ohne MwSt / excluding VAT / TVA exclue)



BELGIQUE / BELGIE

| | | | 1995 | 1995 | 1995 | 1995 | 1996 | 1996 | 1996 | 1996 | 1996 | 1996 | 1996 | 1996 | |
|-----|---|--|-------|-------|-------|-------|-------|-------|-------|-------|-------|-------|-------|-------|-------|
| | | | sep | oct | nov | dec | jan | feb | mar | apr | mai | jun | jul | aug | |
| 00 | INSGESAMT (01 + 02) | TOTAL (01 + 02) | 100.3 | 99.9 | 100.2 | 101.7 | 102.3 | 102.7 | 103.2 | 104.3 | 105.4 | 105.2 | 105.3 | 105.0 | 105.3 |
| 01 | WAREN UND DIENSTLEISTUNGEN DES LAUFENDEN LANDWIRTSCHAFTLICHEN VERBRAUCHS | GOODS AND SERVICES CURRENTLY CONSUMED IN AGRICULTURE | 98.1 | 97.7 | 98.1 | 99.8 | 100.4 | 100.9 | 101.4 | 102.6 | 103.9 | 103.7 | 103.8 | 103.5 | 103.8 |
| | | | | | | | | | | | | | | | |
| 1 | Saat- und Pflanzgut | Seeds | 112.2 | 112.2 | 112.2 | 112.2 | 112.2 | 112.2 | 117.5 | 117.5 | 117.5 | 117.5 | 117.5 | 117.5 | 117.5 |
| 2 | Nutz- und Zuchtvieh | Animals for rearing and production | 79.2 | 73.2 | 77.3 | 83.8 | 84.9 | 88.8 | 92.4 | 94.9 | 99.2 | 96.2 | 98.0 | 99.4 | 95.3 |
| 3 | Energie und Schmierstoffe | Energy, lubricants | 97.4 | 96.1 | 94.0 | 100.7 | 101.8 | 100.0 | 102.0 | 105.2 | 102.8 | 99.3 | 100.5 | 101.5 | 107.4 |
| 31 | Heizstoffe | Fuels for heating | 95.8 | 94.9 | 90.3 | 102.7 | 104.2 | 97.6 | 101.4 | 107.9 | 105.6 | 97.4 | 97.8 | 99.6 | 106.6 |
| 32 | Treibstoffe | Motor fuels | 87.5 | 83.4 | 82.5 | 88.7 | 90.8 | 95.1 | 97.4 | 100.6 | 93.9 | 93.2 | 97.1 | 97.8 | 110.1 |
| 33 | Elektrischer Strom | Electricity | 106.5 | 106.5 | 106.8 | 106.9 | 106.8 | 106.7 | 106.3 | 105.5 | 105.6 | 106.2 | 106.6 | 106.8 | 107.4 |
| 34 | Schmierstoffe | Lubricants | 100.5 | 100.5 | 100.5 | 100.5 | 101.0 | 101.0 | 101.0 | 101.0 | 101.0 | 101.0 | 101.0 | 101.0 | 101.0 |
| 4 | Dünge- und Bodenverbesserungsmittel | Fertilizers, soil improvers | 86.5 | 86.5 | 86.5 | 86.5 | 86.5 | 86.5 | 86.5 | 86.5 | 86.5 | 86.5 | 86.5 | 86.5 | 86.5 |
| 41 | Einnährstoffdünger | Straight fertilizers | 91.7 | 91.7 | 91.7 | 91.7 | 91.7 | 91.7 | 91.7 | 91.7 | 91.7 | 91.7 | 91.7 | 91.7 | 91.7 |
| 411 | Stickstoffdünger | Nitrogenous fertilizers | 91.8 | 91.8 | 91.8 | 91.8 | 91.8 | 91.8 | 91.8 | 91.8 | 91.8 | 91.8 | 91.8 | 91.8 | 91.8 |
| 412 | Phosphatdünger | Phosphatic fertilizers | 96.5 | 96.5 | 96.5 | 96.5 | 96.5 | 96.5 | 96.5 | 96.5 | 96.5 | 96.5 | 96.5 | 96.5 | 96.5 |
| 413 | Kalidünger | Potassic fertilizers | 87.5 | 87.5 | 87.5 | 87.5 | 87.5 | 87.5 | 87.5 | 87.5 | 87.5 | 87.5 | 87.5 | 87.5 | 87.5 |
| 42 | Mehrnährstoffdünger | Compound fertilizers | 81.6 | 81.6 | 81.6 | 81.6 | 81.6 | 81.6 | 81.6 | 81.6 | 81.6 | 81.6 | 81.6 | 81.6 | 81.6 |
| 421 | NP-Dünger | NP fertilizers | 79.1 | 79.1 | 79.1 | 79.1 | 79.1 | 79.1 | 79.1 | 79.1 | 79.1 | 79.1 | 79.1 | 79.1 | 79.1 |
| 422 | PK-Dünger | PK fertilizers | 95.6 | 95.6 | 95.6 | 95.6 | 95.6 | 95.6 | 95.6 | 95.6 | 95.6 | 95.6 | 95.6 | 95.6 | 95.6 |
| 423 | NPK-Dünger | NPK fertilizers | 77.9 | 77.9 | 77.9 | 77.9 | 77.9 | 77.9 | 77.9 | 77.9 | 77.9 | 77.9 | 77.9 | 77.9 | 77.9 |
| 43 | Sonstige Dünge- und Bodenverbesserungsmittel | Other fertilizers, soil improvers | 149.1 | 149.1 | 149.1 | 149.1 | 149.1 | 149.1 | 149.1 | 149.1 | 149.1 | 149.1 | 149.1 | 149.1 | 149.1 |
| 5 | Pflanzenschutzmittel | Plant protection products | 97.3 | 97.3 | 97.3 | 97.3 | 97.3 | 97.3 | 97.3 | 97.3 | 97.3 | 97.3 | 97.3 | 97.3 | 97.3 |
| 51 | Fungizide | Fungicides | - | - | - | - | - | - | - | - | - | - | - | - | - |
| 52 | Insektizide | Insecticides | - | - | - | - | - | - | - | - | - | - | - | - | - |
| 53 | Herbizide | Herbicides | - | - | - | - | - | - | - | - | - | - | - | - | - |
| 54 | Sonstige | Other | - | - | - | - | - | - | - | - | - | - | - | - | - |
| 6 | Futtermittel | Animal feedingstuffs | 91.0 | 90.8 | 91.5 | 93.5 | 94.2 | 95.1 | 94.8 | 96.6 | 99.4 | 99.9 | 99.4 | 98.6 | 98.4 |
| 61 | Einzel Futtermittel | Straight feedingstuffs | 93.3 | 91.2 | 92.8 | 99.3 | 100.3 | 99.8 | 97.4 | 101.1 | 106.2 | 103.6 | 100.1 | 99.6 | 102.5 |
| 611 | Getreide und Mühlennachprodukte | Cereals and milling by-products | 83.6 | 79.1 | 80.0 | 81.0 | 81.4 | 80.8 | 80.4 | 83.7 | 87.7 | 86.2 | 81.9 | 81.3 | 82.2 |
| 612 | Ölkuchen bzw. -schrot | Oil-cakes | 87.5 | 88.5 | 92.8 | 101.9 | 105.7 | 103.9 | 102.1 | 108.1 | 113.0 | 109.3 | 108.4 | 106.4 | 114.5 |
| 613 | Futtermittel tierischer Herkunft | Products of animal origin | - | - | - | - | - | - | - | - | - | - | - | - | - |
| 614 | Sonstige Einzel Futtermittel | Other | 111.7 | 106.6 | 104.4 | 112.0 | 108.9 | 110.6 | 105.4 | 105.6 | 112.3 | 110.4 | 103.3 | 105.5 | 101.8 |
| 62 | Mischfuttermittel | Compound feedingstuffs | 90.7 | 90.7 | 91.4 | 92.8 | 93.5 | 94.5 | 94.5 | 96.0 | 98.5 | 99.4 | 99.3 | 98.4 | 97.9 |
| 621 | für Kälber | for calves | 105.0 | 104.7 | 105.5 | 106.0 | 106.3 | 106.7 | 106.7 | 107.9 | 109.0 | 109.2 | 109.0 | 108.5 | 108.2 |
| 622 | für Rinder (ohne Kälber) | for cattle (excluding calves) | 96.1 | 95.9 | 96.7 | 98.2 | 99.0 | 100.7 | 100.7 | 101.8 | 104.8 | 105.9 | 105.7 | 104.4 | 104.3 |
| 623 | für Schweine | for pigs | 86.2 | 86.6 | 87.4 | 88.9 | 89.6 | 90.6 | 90.6 | 92.2 | 94.9 | 95.7 | 95.7 | 94.8 | 94.0 |
| 624 | für Geflügel | for poultry | 94.8 | 93.7 | 93.8 | 95.0 | 95.6 | 96.4 | 96.4 | 97.6 | 99.4 | 100.3 | 100.4 | 99.9 | 99.7 |
| 625 | Sonstige | Other | 95.2 | 95.0 | 94.7 | 95.8 | 96.5 | 97.3 | 97.3 | 102.6 | 105.4 | 106.3 | 106.4 | 105.2 | 104.8 |
| 7 | Material und Kleinwerkzeug | Material and small tools | 109.4 | 109.4 | 109.4 | 109.4 | 109.4 | 109.4 | 109.4 | 109.4 | 109.4 | 109.4 | 109.4 | 109.4 | 109.4 |
| 8 | Instandhaltung und Reparatur von Maschinen | Maintenance and repair of plant | 123.6 | 123.8 | 123.9 | 124.0 | 124.7 | 124.8 | 125.0 | 125.2 | 125.2 | 125.2 | 125.2 | 125.3 | 125.5 |
| 9 | Instandhaltung und Reparatur von Wirtschaftsgebäuden und sonstigen Bauten | Maintenance and repair of agricultural buildings and other buildings | 110.5 | 110.2 | 110.4 | 110.4 | 110.6 | 111.1 | 111.2 | 111.3 | 111.4 | 111.1 | 111.4 | 111.4 | 111.5 |
| 10 | Veterinärleistungen | Veterinary services | 118.4 | 118.2 | 118.7 | 118.2 | 120.0 | 120.2 | 120.4 | 120.6 | 120.1 | 120.3 | 121.5 | 121.7 | 120.8 |
| 11 | Allgemeine Wirtschaftsausgaben | General expenses | 116.0 | 115.9 | 116.3 | 116.0 | 117.3 | 117.5 | 117.7 | 117.9 | 117.6 | 117.4 | 118.2 | 118.3 | 118.0 |

NOMINALE PREISINDIZES / NOMINAL PRICE INDICES / INDICES DES PRIX NOMINAUX

1990 = 100 (ohne MwSt / excluding VAT / TVA exclue)



BELGIQUE / BELGIE

| | | | 1995 | | | | 1996 | | | | | | | | |
|------|---|--|-------|-------|-------|-------|-------|-------|-------|-------|-------|-------|-------|-------|-------|
| | | | sep | oct | nov | dec | jan | feb | mar | apr | mai | jun | jul | aug | sep |
| 02 | WAREN UND DIENSTLEISTUNGEN LANDWIRTSCHAFTLICHER INVESTITIONEN | GOODS AND SERVICES CONTRIBUTING TO AGRICULTURAL INVESTMENT | 115.8 | 115.8 | 115.8 | 115.8 | 115.9 | 116.1 | 116.1 | 116.1 | 116.2 | 116.1 | 116.2 | 116.2 | 116.2 |
| 12 | Maschinen und andere Ausrüstungsgüter | Machinery and other equipment | 119.0 | 119.0 | 119.0 | 119.0 | 119.0 | 119.0 | 119.0 | 119.0 | 119.0 | 119.0 | 119.0 | 119.0 | 119.0 |
| 121 | Einachsschlepper und andere einachsige Motorgeräte | Rotovator and other 2-wheel equipment | 119.4 | 119.4 | 119.4 | 119.4 | 119.4 | 119.4 | 119.4 | 119.4 | 119.4 | 119.4 | 119.4 | 119.4 | 119.4 |
| 122 | Maschinen und Geräte für Kulturen | Machinery and plant for cultivating | 127.2 | 127.2 | 127.2 | 127.2 | 127.2 | 127.2 | 127.2 | 127.2 | 127.2 | 127.2 | 127.2 | 127.2 | 127.2 |
| 123 | Maschinen und Geräte für die Ernte | Machinery and plant for harvesting | 121.2 | 121.2 | 121.2 | 121.2 | 121.2 | 121.2 | 121.2 | 121.2 | 121.2 | 121.2 | 121.2 | 121.2 | 121.2 |
| 124 | Maschinen und Einrichtungen | Farm machinery and installations | 108.2 | 108.2 | 108.2 | 108.2 | 108.2 | 108.2 | 108.2 | 108.2 | 108.2 | 108.2 | 108.2 | 108.2 | 108.2 |
| 1241 | für die pflanzliche Erzeugung | for crop production | 108.2 | 108.2 | 108.2 | 108.2 | 108.2 | 108.2 | 108.2 | 108.2 | 108.2 | 108.2 | 108.2 | 108.2 | 108.2 |
| 1242 | für die tierische Erzeugung | for animal production | 108.2 | 108.2 | 108.2 | 108.2 | 108.2 | 108.2 | 108.2 | 108.2 | 108.2 | 108.2 | 108.2 | 108.2 | 108.2 |
| 1243 | Sonstige | Other | - | - | - | - | - | - | - | - | - | - | - | - | - |
| 125 | Ackerschlepper | Tractors | 119.2 | 119.2 | 119.2 | 119.2 | 119.2 | 119.2 | 119.2 | 119.2 | 119.2 | 119.2 | 119.2 | 119.2 | 119.2 |
| 126 | Sonstige Fahrzeuge | Other vehicles | 111.5 | 111.5 | 111.5 | 111.5 | 111.5 | 111.5 | 111.5 | 111.5 | 111.5 | 111.5 | 111.5 | 111.5 | 111.5 |
| 13 | Bauten | Buildings | 110.3 | 110.1 | 110.2 | 110.2 | 110.4 | 110.9 | 111.0 | 111.1 | 111.2 | 111.0 | 111.2 | 111.2 | 111.3 |
| 131 | Wirtschaftsgebäude | Farm buildings | 110.5 | 110.3 | 110.4 | 110.4 | 110.6 | 111.1 | 111.2 | 111.3 | 111.4 | 111.2 | 111.4 | 111.4 | 111.5 |
| 132 | Tiefbau- und Bodenverbesserungsarbeiten | Engineering and soil improvement operations | 109.4 | 109.2 | 109.3 | 109.3 | 109.5 | 110.0 | 110.0 | 110.2 | 110.2 | 110.0 | 110.3 | 110.3 | 110.3 |

NOMINALE PREISINDIZES / NOMINAL PRICE INDICES / INDICES DES PRIX NOMINAUX

1990 = 100 (ohne MwSt / excluding VAT / TVA exclue)



DANMARK

| | | | 1995 | 1995 | 1995 | 1995 | 1996 | 1996 | 1996 | 1996 | 1996 | 1996 | 1996 | 1996 | 1996 |
|-----|---|--|-------|-------|-------|-------|-------|-------|-------|-------|-------|-------|-------|-------|-------|
| | | | sep | oct | nov | dec | jan | feb | mar | apr | mai | Jun | Jul | aug | sep |
| 00 | INSGESAMT (01 + 02) | TOTAL (01 + 02) | 98.2 | 98.4 | 98.5 | 98.8 | 100.3 | 100.6 | 101.6 | 101.5 | 101.9 | 101.9 | 102.1 | 102.2 | 101.6 |
| 01 | WAREN UND DIENSTLEISTUNGEN DES LAUFENDEN LANDWIRTSCHAFTLICHEN VERBRAUCHS | GOODS AND SERVICES CURRENTLY CONSUMED IN AGRICULTURE | 95.4 | 95.6 | 95.7 | 96.0 | 97.9 | 98.3 | 99.5 | 99.3 | 99.9 | 99.9 | 100.0 | 100.1 | 99.5 |
| 1 | Saat- und Pflanzgut | Seeds | 99.7 | 99.7 | 99.7 | 99.7 | 101.3 | 101.3 | 101.3 | 101.3 | 101.3 | 101.3 | 101.3 | 101.3 | 101.3 |
| 2 | Nutz- und Zuchtvieh | Animals for rearing and production | - | - | - | - | - | - | - | - | - | - | - | - | - |
| 3 | Energie und Schmierstoffe | Energy, lubricants | 88.9 | 87.3 | 88.0 | 90.0 | 94.2 | 95.7 | 96.5 | 97.8 | 95.5 | 95.5 | 96.1 | 96.4 | 99.1 |
| 31 | Heizstoffe | Fuels for heating | 84.7 | 81.2 | 82.8 | 88.1 | 90.6 | 94.2 | 96.8 | 99.0 | 93.3 | 94.1 | 95.2 | 96.3 | 102.7 |
| 32 | Treibstoffe | Motor fuels | 88.8 | 86.2 | 87.3 | 90.2 | 93.5 | 96.1 | 99.0 | 101.6 | 98.2 | 97.5 | 98.9 | 98.9 | 103.2 |
| 33 | Elektrischer Strom | Electricity | 90.8 | 90.8 | 90.8 | 90.8 | 96.3 | 96.1 | 94.7 | 94.7 | 94.7 | 94.7 | 94.7 | 94.7 | 94.7 |
| 34 | Schmierstoffe | Lubricants | - | - | - | - | - | - | - | - | - | - | - | - | - |
| 4 | Dünge- und Bodenverbesserungsmittel | Fertilizers, soil improvers | 98.8 | 100.1 | 101.8 | 103.0 | 105.3 | 106.7 | 108.1 | 109.5 | 109.5 | 109.5 | 109.1 | 109.1 | 97.2 |
| 41 | Einnährstoffdünger | Straight fertilizers | 113.2 | 114.7 | 116.2 | 117.7 | 121.3 | 122.7 | 124.2 | 125.7 | 125.7 | 125.7 | 125.7 | 125.5 | 113.0 |
| 411 | Stickstoffdünger | Nitrogenous fertilizers | 115.2 | 116.7 | 118.1 | 119.6 | 123.3 | 124.7 | 126.2 | 127.6 | 127.6 | 127.6 | 127.6 | 127.6 | 115.5 |
| 412 | Phosphatdünger | Phosphatic fertilizers | 93.4 | 95.3 | 97.2 | 99.0 | 103.2 | 104.6 | 106.0 | 107.4 | 107.4 | 107.4 | 107.4 | 97.2 | 98.6 |
| 413 | Kalidünger | Potassic fertilizers | 94.8 | 96.6 | 98.4 | 100.2 | 102.0 | 103.8 | 105.6 | 107.4 | 107.4 | 107.4 | 107.4 | 107.4 | 87.8 |
| 42 | Mehrnährstoffdünger | Compound fertilizers | 91.4 | 92.5 | 94.1 | 95.4 | 97.0 | 98.3 | 99.7 | 101.1 | 101.1 | 101.1 | 100.5 | 100.5 | 88.9 |
| 421 | NP-Dünger | NP fertilizers | 98.0 | 99.4 | 101.3 | 102.7 | 106.0 | 107.5 | 110.1 | 110.8 | 110.8 | 110.8 | 96.3 | 96.3 | 97.8 |
| 422 | PK-Dünger | PK fertilizers | 95.4 | 96.3 | 98.0 | 99.2 | 91.0 | 92.2 | 93.6 | 94.8 | 94.8 | 94.8 | 94.8 | 94.8 | 85.9 |
| 423 | NPK-Dünger | NPK fertilizers | 90.5 | 91.7 | 93.2 | 94.5 | 97.4 | 98.7 | 100.0 | 101.5 | 101.5 | 101.5 | 101.5 | 101.5 | 88.9 |
| 43 | Sonstige Dünge- und Bodenverbesserungsmittel | Other fertilizers, soil improvers | - | - | - | - | - | - | - | - | - | - | - | - | - |
| 5 | Pflanzenschutzmittel | Plant protection products | 106.2 | 106.2 | 106.2 | 106.2 | 106.2 | 106.2 | 112.2 | 112.2 | 112.2 | 112.2 | 112.2 | 112.2 | 112.2 |
| 51 | Fungizide | Fungicides | 103.5 | 103.5 | 103.5 | 103.5 | 103.5 | 103.5 | 26.8 | 26.8 | 26.8 | 26.8 | 26.8 | 26.8 | 26.8 |
| 52 | Insektizide | Insecticides | 80.0 | 80.0 | 80.0 | 80.0 | 80.0 | 80.0 | 106.7 | 106.7 | 106.7 | 106.7 | 106.7 | 106.7 | 106.7 |
| 53 | Herbizide | Herbicides | 120.0 | 120.0 | 120.0 | 120.0 | 120.0 | 120.0 | 175.0 | 175.0 | 175.0 | 175.0 | 175.0 | 175.0 | 175.0 |
| 54 | Sonstige | Other | 72.0 | 72.0 | 72.0 | 72.0 | 72.0 | 72.0 | 72.0 | 72.0 | 72.0 | 72.0 | 72.0 | 72.0 | 72.0 |
| 6 | Futtermittel | Animal feedingstuffs | 81.9 | 82.4 | 81.9 | 82.0 | 84.6 | 84.9 | 85.4 | 85.4 | 86.9 | 87.1 | 87.4 | 87.6 | 88.4 |
| 61 | Einzelfuttermittel | Straight feedingstuffs | 79.8 | 81.1 | 78.5 | 79.3 | 88.9 | 88.8 | 90.2 | 88.0 | 90.8 | 90.8 | 90.0 | 87.3 | 86.8 |
| 611 | Getreide und Mühlennachprodukte | Cereals and milling by-products | 73.1 | 76.0 | 71.0 | 72.5 | 77.7 | 77.8 | 79.8 | 78.7 | 82.5 | 82.8 | 80.7 | 75.0 | 73.8 |
| 612 | Ölkuchen bzw. -schrot | Oil-cakes | 75.9 | 76.0 | 74.9 | 75.5 | 78.1 | 76.4 | 78.9 | 78.4 | 81.2 | 80.2 | 81.2 | 82.2 | 83.7 |
| 613 | Futtermittel tierischer Herkunft | Products of animal origin | 89.3 | 89.1 | 88.8 | 89.2 | 111.6 | 111.9 | 111.8 | 106.3 | 106.2 | 106.2 | 106.6 | 106.7 | 106.7 |
| 614 | Sonstige Einzelfuttermittel | Other | 91.4 | 90.8 | 91.5 | 90.1 | 91.9 | 92.5 | 93.6 | 94.1 | 101.4 | 101.1 | 100.8 | 99.3 | 96.9 |
| 62 | Mischfuttermittel | Compound feedingstuffs | 82.6 | 82.8 | 82.9 | 82.9 | 83.3 | 83.6 | 84.0 | 84.5 | 85.7 | 85.9 | 86.6 | 87.7 | 88.8 |
| 621 | für Kälber | for calves | 78.9 | 79.5 | 80.3 | 79.9 | 81.5 | 81.3 | 81.9 | 83.6 | 83.9 | 83.0 | 84.7 | 83.4 | 83.3 |
| 622 | für Rinder (ohne Kälber) | for cattle (excluding calves) | 81.5 | 81.5 | 81.5 | 81.7 | 82.0 | 82.3 | 82.6 | 83.1 | 87.1 | 88.0 | 88.2 | 88.7 | 89.2 |
| 623 | für Schweine | for pigs | 80.4 | 80.3 | 80.6 | 80.5 | 80.8 | 81.2 | 81.5 | 82.0 | 82.3 | 81.8 | 83.1 | 84.6 | 86.1 |
| 624 | für Geflügel | for poultry | 84.7 | 86.2 | 86.0 | 85.4 | 85.4 | 86.5 | 86.8 | 87.4 | 88.3 | 89.6 | 90.0 | 90.5 | 93.2 |
| 625 | Sonstige | Other | 124.2 | 124.6 | 124.3 | 125.2 | 127.0 | 125.6 | 126.9 | 127.0 | 123.3 | 127.0 | 120.8 | 126.2 | 123.5 |
| 7 | Material und Kleinwerkzeug | Material and small tools | 116.0 | 116.0 | 116.0 | 116.0 | 116.0 | 116.0 | 116.0 | 116.0 | 116.0 | 116.0 | 116.0 | 116.0 | 116.0 |
| 8 | Instandhaltung und Reparatur von Maschinen | Maintenance and repair of plant | 128.7 | 127.7 | 128.8 | 129.1 | 129.1 | 129.5 | 133.4 | 130.2 | 130.7 | 130.7 | 130.7 | 130.7 | 130.7 |
| 9 | Instandhaltung und Reparatur von Wirtschaftsgebäuden und sonstigen Bauten | Maintenance and repair of agricultural buildings and other buildings | 119.2 | 120.5 | 120.5 | 120.5 | 120.8 | 120.8 | 120.8 | 121.0 | 121.0 | 121.0 | 121.3 | 121.3 | 121.3 |
| 10 | Veterinärleistungen | Veterinary services | 83.6 | 83.5 | 83.8 | 83.8 | 83.8 | 84.3 | 84.3 | 82.7 | 82.2 | 80.8 | 80.8 | 80.8 | 80.8 |
| 11 | Allgemeine Wirtschaftsausgaben | General expenses | 114.6 | 114.6 | 114.7 | 114.6 | 115.8 | 115.8 | 116.1 | 116.5 | 116.4 | 116.4 | 116.5 | 116.3 | 116.4 |

NOMINALE PREISINDIZES / NOMINAL PRICE INDICES / INDICES DES PRIX NOMINAUX

1990 = 100 (ohne MwSt / excluding VAT / TVA exclue)



DANMARK

| | | | 1995 | 1995 | 1995 | 1995 | 1996 | 1996 | 1996 | 1996 | 1996 | 1996 | 1996 | 1996 | 1996 |
|------|---|--|--|-------|-------|-------|-------|-------|-------|-------|-------|-------|-------|-------|-------|
| | | | sep | oct | nov | dec | jan | feb | mar | apr | mai | jun | jul | aug | sep |
| 02 | WAREN UND DIENSTLEISTUNGEN LANDWIRTSCHAFTLICHER INVESTITIONEN | GOODS AND SERVICES CONTRIBUTING TO AGRICULTURAL INVESTMENT | BIENS ET SERVICES CONOURANT AUX INVESTISSEMENTS DE L'AGRICULTURE | 110.8 | 111.0 | 111.0 | 111.2 | 111.2 | 111.2 | 111.2 | 111.2 | 111.2 | 111.2 | 111.2 | 111.2 |
| 12 | Maschinen und andere Ausrüstungsgüter | Machinery and other equipment | Machines et autres biens d'équipement | 108.3 | 108.1 | 108.2 | 108.4 | 108.4 | 108.4 | 108.4 | 108.4 | 108.4 | 108.4 | 108.4 | 108.4 |
| 121 | Einachsschlepper und andere einachsige Motorgeräte | Rotovator and other 2-wheel equipment | Motoculteurs et autre matériel à 2 roues | - | - | - | - | - | - | - | - | - | - | - | - |
| 122 | Maschinen und Geräte für Kulturen | Machinery and plant for cultivating | Machines et matériel pour la culture | 113.4 | 113.4 | 113.4 | 113.4 | 113.4 | 113.4 | 113.4 | 113.4 | 113.4 | 113.4 | 113.4 | 113.4 |
| 123 | Maschinen und Geräte für die Ernte | Machinery and plant for harvesting | Machines et matériel pour la récolte | 102.0 | 101.4 | 101.4 | 101.4 | 101.4 | 101.4 | 101.4 | 101.4 | 101.4 | 101.4 | 101.4 | 101.4 |
| 124 | Maschinen und Einrichtungen | Farm machinery and installations | Machines et installations agricoles | 115.1 | 115.1 | 115.4 | 116.6 | 116.6 | 116.6 | 116.6 | 116.6 | 116.6 | 116.6 | 116.6 | 116.6 |
| 1241 | für die pflanzliche Erzeugung | for crop production | pour la production végétale | 102.9 | 102.9 | 102.9 | 102.9 | 102.9 | 102.9 | 102.9 | 102.9 | 102.9 | 102.9 | 102.9 | 102.9 |
| 1242 | für die tierische Erzeugung | for animal production | pour la production animale | 120.1 | 120.1 | 120.1 | 121.9 | 121.9 | 121.9 | 121.9 | 121.9 | 121.9 | 121.9 | 121.9 | 121.9 |
| 1243 | Sonstige | Other | Autres | 113.8 | 113.8 | 116.9 | 116.9 | 116.9 | 116.9 | 116.9 | 116.9 | 116.9 | 116.9 | 116.9 | 116.9 |
| 125 | Ackerschlepper | Tractors | Tracteurs | 105.5 | 105.5 | 105.5 | 105.5 | 105.5 | 105.5 | 105.5 | 105.5 | 105.5 | 105.5 | 105.5 | 105.5 |
| 126 | Sonstige Fahrzeuge | Other vehicles | Autres véhicules | 110.6 | 110.9 | 110.9 | 110.9 | 110.9 | 110.9 | 110.9 | 110.9 | 110.9 | 110.9 | 110.9 | 110.9 |
| 13 | Bauten | Buildings | Ouvrages | 116.8 | 117.8 | 117.8 | 117.8 | 117.8 | 117.8 | 117.8 | 117.8 | 117.8 | 117.8 | 117.8 | 117.8 |
| 131 | Wirtschaftsgebäude | Farm buildings | Bâtiments d'exploitation | 116.6 | 117.5 | 117.5 | 117.5 | 117.5 | 117.5 | 117.5 | 117.5 | 117.5 | 117.5 | 117.5 | 117.5 |
| 132 | Tiefbau- und Bodenverbesserungsarbeiten | Engineering and soil improvement operations | Ouvrages de génie civil et amélioration des terres | 120.0 | 123.0 | 122.7 | 122.7 | 122.7 | 122.7 | 122.7 | 122.7 | 122.7 | 122.7 | 122.7 | 122.7 |

NOMINALE PREISINDIZES / NOMINAL PRICE INDICES / INDICES DES PRIX NOMINAUX

1990 = 100 (ohne MwSt / excluding VAT / TVA exclue)



DEUTSCHLAND

| | | | 1995 | 1995 | 1995 | 1995 | 1996 | 1996 | 1996 | 1996 | 1996 | 1996 | 1996 | 1996 | 1996 | |
|-----|---|--|---|-------|-------|-------|-------|-------|-------|-------|-------|-------|-------|-------|-------|-------|
| | | | sep | oct | nov | dec | jan | feb | mar | apr | mai | jun | jul | aug | sep | |
| 00 | INSGESAMT (01 + 02) | TOTAL (01 + 02) | TOTAL (01 + 02) | 106.4 | 105.9 | 106.4 | 107.3 | 108.2 | 109.1 | 109.7 | 110.0 | 110.8 | 111.2 | 110.6 | 110.3 | 110.5 |
| 01 | WAREN UND DIENSTLEISTUNGEN DES LAUFENDEN LANDWIRTSCHAFTLICHEN VERBRAUCHS | GOODS AND SERVICES CURRENTLY CONSUMED IN AGRICULTURE | BIENS ET SERVICES DE CONSOMMATION COURANTE DE L'AGRICULTURE | 103.5 | 102.7 | 103.3 | 104.5 | 105.5 | 106.8 | 107.4 | 107.8 | 108.9 | 109.3 | 108.6 | 108.2 | 108.5 |
| 1 | Saat- und Pflanzgut | Seeds | Semences et plants | 108.3 | 107.9 | 108.5 | 107.3 | 106.0 | 106.0 | 106.0 | 106.0 | 105.7 | 105.8 | 105.9 | 105.9 | 106.4 |
| 2 | Nutz- und Zuchtvieh | Animals for rearing and production | Animaux d'élevage et de rente | 84.2 | 77.4 | 80.5 | 86.4 | 91.5 | 96.3 | 98.8 | 98.1 | 104.3 | 104.0 | 97.7 | 97.1 | 92.6 |
| 3 | Energie und Schmierstoffe | Energy, lubricants | Energie et lubrifiants | 109.4 | 108.6 | 109.0 | 111.1 | 110.7 | 112.5 | 112.6 | 114.5 | 112.6 | 111.4 | 112.2 | 112.1 | 116.9 |
| 31 | Heizstoffe | Fuels for heating | Combustibles | 87.3 | 85.4 | 86.0 | 89.6 | 93.5 | 97.2 | 96.4 | 100.2 | 93.7 | 91.9 | 94.5 | 94.3 | 106.5 |
| 32 | Treibstoffe | Motor fuels | Carburants | 121.6 | 120.6 | 121.3 | 124.2 | 126.4 | 129.0 | 129.6 | 132.1 | 130.9 | 129.0 | 129.5 | 129.3 | 134.5 |
| 33 | Elektrischer Strom | Electricity | Electricité | 105.9 | 105.9 | 105.9 | 105.9 | 97.3 | 97.1 | 97.1 | 97.1 | 97.1 | 97.1 | 97.1 | 97.1 | 97.1 |
| 34 | Schmierstoffe | Lubricants | Lubrifiants | 114.7 | 114.7 | 114.9 | 115.7 | 116.5 | 116.6 | 116.9 | 117.2 | 117.2 | 117.2 | 117.2 | 117.9 | 118.4 |
| 4 | Dünge- und Bodenverbesserungsmittel | Fertilizers, soil improvers | Engrais et amendements | 104.5 | 104.9 | 105.5 | 106.2 | 106.8 | 107.1 | 107.6 | 107.8 | 107.7 | 107.1 | 105.9 | 105.5 | 104.9 |
| 41 | Einnährstoffdünger | Straight fertilizers | Engrais simples | 107.5 | 108.2 | 109.2 | 110.4 | 111.5 | 112.4 | 113.3 | 113.5 | 113.2 | 112.3 | 110.5 | 109.8 | 109.2 |
| 411 | Stickstoffdünger | Nitrogenous fertilizers | Engrais azotés | 108.3 | 109.2 | 110.4 | 111.8 | 113.1 | 113.9 | 114.7 | 114.9 | 115.0 | 114.4 | 112.3 | 111.4 | 110.8 |
| 412 | Phosphatdünger | Phosphatic fertilizers | Engrais phosphatés | 109.2 | 109.2 | 109.1 | 109.0 | 109.1 | 111.5 | 111.8 | 112.6 | 112.7 | 111.7 | 111.3 | 109.6 | 109.5 |
| 413 | Kalidünger | Potassic fertilizers | Engrais potassiques | 102.0 | 102.3 | 103.2 | 103.9 | 104.7 | 105.6 | 106.8 | 106.9 | 104.2 | 102.1 | 101.0 | 102.0 | 100.9 |
| 42 | Mehrnährstoffdünger | Compound fertilizers | Engrais composés | 99.6 | 99.8 | 99.7 | 100.0 | 100.2 | 99.9 | 100.5 | 100.7 | 100.6 | 100.1 | 99.5 | 99.1 | 98.6 |
| 421 | NP-Dünger | NP fertilizers | Engrais NP | 98.0 | 98.0 | 98.4 | 98.3 | 98.9 | 99.1 | 99.8 | 100.0 | 100.1 | 100.1 | 100.5 | 100.2 | 98.4 |
| 422 | PK-Dünger | PK fertilizers | Engrais PK | 97.5 | 97.6 | 97.1 | 97.6 | 98.4 | 98.3 | 98.8 | 99.2 | 98.4 | 97.3 | 96.3 | 95.9 | 96.8 |
| 423 | NPK-Dünger | NPK fertilizers | Engrais NPK | 100.4 | 100.6 | 100.6 | 100.9 | 100.9 | 100.5 | 101.0 | 101.2 | 101.2 | 100.9 | 100.2 | 99.8 | 99.1 |
| 43 | Sonstige Dünge- und Bodenverbesserungsmittel | Other fertilizers, soil improvers | Autres engrais et amendements | 110.5 | 110.4 | 110.8 | 110.9 | 111.0 | 109.7 | 109.3 | 109.3 | 109.6 | 109.6 | 109.8 | 110.1 | 109.9 |
| 5 | Pflanzenschutzmittel | Plant protection products | Produits de protection des cultures | 108.9 | 108.9 | 108.9 | 108.9 | 108.9 | 108.9 | 113.0 | 113.0 | 113.0 | 113.0 | 113.0 | 113.0 | 113.0 |
| 51 | Fungizide | Fungicides | Fongicides | 108.2 | 108.2 | 108.2 | 108.2 | 108.2 | 108.2 | 111.5 | 111.5 | 111.5 | 111.5 | 111.5 | 111.5 | 111.5 |
| 52 | Insektizide | Insecticides | Insecticides | 116.3 | 116.3 | 116.3 | 116.3 | 116.3 | 116.3 | 117.5 | 117.5 | 117.5 | 117.5 | 117.5 | 117.5 | 117.5 |
| 53 | Herbizide | Herbicides | Herbicides | 105.1 | 105.1 | 105.1 | 105.1 | 105.1 | 105.1 | 109.9 | 109.9 | 109.9 | 109.9 | 109.9 | 109.9 | 109.9 |
| 54 | Sonstige | Other | Autres | 128.3 | 128.3 | 128.3 | 128.3 | 128.3 | 128.3 | 138.8 | 138.8 | 138.8 | 138.8 | 138.8 | 138.8 | 138.8 |
| 6 | Futtermittel | Animal feedingstuffs | Aliments des animaux | 85.9 | 85.8 | 86.1 | 87.2 | 88.7 | 89.9 | 90.5 | 91.0 | 93.3 | 95.7 | 95.3 | 93.9 | 94.5 |
| 61 | Einzel Futtermittel | Straight feedingstuffs | Aliments simples | 85.1 | 85.3 | 87.3 | 89.8 | 92.5 | 93.9 | 94.1 | 95.3 | 98.7 | 98.6 | 95.9 | 93.2 | 93.9 |
| 611 | Getreide und Mühlennachprodukte | Cereals and milling by-products | Céréales et sous-produits de meunerie | 87.7 | 69.0 | 71.0 | 72.4 | 73.4 | 76.1 | 76.4 | 77.9 | 83.6 | 84.1 | 79.4 | 75.3 | 74.7 |
| 612 | Ölkuchen bzw. -schrot | Oil-cakes | Tourteaux | 84.1 | 86.7 | 89.6 | 96.5 | 105.1 | 107.1 | 106.4 | 108.6 | 115.1 | 114.1 | 112.7 | 110.4 | 114.6 |
| 613 | Futtermittel tierischer Herkunft | Products of animal origin | Produits d'origine animale | 101.7 | 102.0 | 102.9 | 105.2 | 107.3 | 107.7 | 107.4 | 107.6 | 107.5 | 106.4 | 105.9 | 104.8 | 105.7 |
| 614 | Sonstige Einzel Futtermittel | Other | Autres | 102.6 | 98.7 | 101.5 | 103.6 | 106.6 | 106.3 | 107.5 | 108.5 | 109.1 | 109.4 | 107.8 | 105.6 | 106.6 |
| 62 | Mischfuttermittel | Compound feedingstuffs | Aliments composés | 86.1 | 85.9 | 85.7 | 86.5 | 87.5 | 88.7 | 89.4 | 89.7 | 91.6 | 94.9 | 95.1 | 94.2 | 94.6 |
| 621 | für Kälber | for calves | pour veaux | 106.5 | 106.8 | 106.9 | 107.2 | 107.1 | 107.5 | 107.5 | 106.8 | 106.2 | 105.1 | 104.3 | 107.8 | 109.3 |
| 622 | für Rinder (ohne Kälber) | for cattle (excluding calves) | pour bovins (autres que veaux) | 83.7 | 83.5 | 83.5 | 84.8 | 85.8 | 86.7 | 87.9 | 88.1 | 90.7 | 98.1 | 98.2 | 97.7 | 96.0 |
| 623 | für Schweine | for pigs | pour porcins | 82.2 | 81.8 | 81.5 | 82.1 | 83.3 | 84.8 | 85.2 | 85.9 | 88.1 | 90.6 | 90.6 | 86.9 | 89.7 |
| 624 | für Geflügel | for poultry | pour volailles | 84.5 | 84.4 | 84.1 | 84.4 | 86.1 | 87.4 | 88.2 | 88.6 | 90.7 | 91.9 | 93.3 | 94.0 | 92.9 |
| 625 | Sonstige | Other | Autres | - | - | - | - | - | - | - | - | - | - | - | - | - |
| 7 | Material und Kleinwerkzeug | Material and small tools | Matériel et petit outillage | 114.1 | 114.2 | 113.9 | 113.7 | 113.3 | 112.7 | 112.1 | 111.7 | 111.1 | 110.7 | 110.6 | 110.6 | 110.7 |
| 8 | Instandhaltung und Reparatur von Maschinen | Maintenance and repair of plant | Entretien et réparation du matériel | 124.8 | 124.8 | 125.5 | 125.5 | 126.2 | 127.8 | 128.0 | 128.2 | 128.7 | 129.0 | 129.1 | 129.7 | 129.7 |
| 9 | Instandhaltung und Reparatur von Wirtschaftsgebäuden und sonstigen Bauten | Maintenance and repair of agricultural buildings and other buildings | Entretien et réparation des bâtiments d'exploitation et autres ouvrages | 127.5 | 127.5 | 127.7 | 127.7 | 127.7 | 127.7 | 127.7 | 127.7 | 128.2 | 128.2 | 128.2 | 128.6 | 128.6 |
| 10 | Veterinärleistungen | Veterinary services | Services vétérinaires | 105.0 | 105.0 | 105.0 | 105.0 | 105.6 | 105.6 | 105.6 | 105.6 | 105.6 | 105.6 | 105.6 | 105.6 | 105.6 |
| 11 | Allgemeine Wirtschaftsausgaben | General expenses | Frais généraux | 121.7 | 121.8 | 121.8 | 121.8 | 122.1 | 122.2 | 122.3 | 122.6 | 122.7 | 122.8 | 123.0 | 123.0 | 123.0 |

NOMINALE PREISINDIZES / NOMINAL PRICE INDICES / INDICES DES PRIX NOMINAUX

1990 = 100 (ohne MwSt / excluding VAT / TVA exclue)



DEUTSCHLAND

| | | | 1995 | | | | | 1996 | | | | | | | |
|------|---|--|-------|-------|-------|-------|-------|-------|-------|-------|-------|-------|-------|-------|-------|
| | | | sep | oct | nov | dec | jan | feb | mar | apr | mai | jun | jul | aug | sep |
| 02 | WAREN UND DIENSTLEISTUNGEN LANDWIRTSCHAFTLICHER INVESTITIONEN | GOODS AND SERVICES CONTRIBUTING TO AGRICULTURAL INVESTMENT | 116.3 | 116.6 | 116.5 | 116.6 | 116.9 | 116.9 | 117.2 | 117.3 | 117.3 | 117.3 | 117.3 | 117.3 | 117.4 |
| 12 | Maschinen und andere Ausrüstungsgüter | Machinery and other equipment | 114.8 | 115.2 | 115.2 | 115.3 | 115.6 | 115.7 | 116.0 | 116.1 | 116.2 | 116.1 | 116.1 | 116.2 | 116.3 |
| 121 | Einachsschlepper und andere einachsige Motorgeräte | Rotovator and other 2-wheel equipment | 113.1 | 113.1 | 114.0 | 114.1 | 114.1 | 114.1 | 114.1 | 114.1 | 114.1 | 114.1 | 114.1 | 114.1 | 114.1 |
| 122 | Maschinen und Geräte für Kulturen | Machinery and plant for cultivating | 114.8 | 115.5 | 115.6 | 115.3 | 116.9 | 116.8 | 116.8 | 117.1 | 117.1 | 117.1 | 117.0 | 117.1 | 117.1 |
| 123 | Maschinen und Geräte für die Ernte | Machinery and plant for harvesting | 118.1 | 120.1 | 120.2 | 120.6 | 120.6 | 120.8 | 120.8 | 120.9 | 120.9 | 121.0 | 121.1 | 121.3 | 121.3 |
| 124 | Maschinen und Einrichtungen | Farm machinery and installations | 115.7 | 115.5 | 115.6 | 115.8 | 116.0 | 116.3 | 116.7 | 116.7 | 116.8 | 116.7 | 116.8 | 117.0 | 117.2 |
| 1241 | für die pflanzliche Erzeugung | for crop production | 119.3 | 118.7 | 118.9 | 119.5 | 119.6 | 119.6 | 119.9 | 119.9 | 120.0 | 120.0 | 120.1 | 120.5 | 120.7 |
| 1242 | für die tierische Erzeugung | for animal production | 116.8 | 116.7 | 116.7 | 116.8 | 116.8 | 116.8 | 117.1 | 117.2 | 117.2 | 117.2 | 117.2 | 117.4 | 117.7 |
| 1243 | Sonstige | Other | 110.6 | 110.6 | 110.6 | 110.6 | 111.2 | 112.1 | 112.8 | 112.8 | 112.8 | 112.7 | 112.7 | 112.7 | 112.8 |
| 125 | Ackerschlepper | Tractors | 111.1 | 111.1 | 110.6 | 110.6 | 110.6 | 110.5 | 111.1 | 111.1 | 111.1 | 111.1 | 111.1 | 111.1 | 111.1 |
| 126 | Sonstige Fahrzeuge | Other vehicles | 116.4 | 116.3 | 116.5 | 116.6 | 117.3 | 117.4 | 117.8 | 118.0 | 118.2 | 117.8 | 117.8 | 117.8 | 117.8 |
| 13 | Bauten | Buildings | 123.3 | 123.3 | 123.0 | 123.0 | 123.0 | 122.6 | 122.6 | 122.6 | 122.7 | 122.7 | 122.7 | 122.6 | 122.6 |
| 131 | Wirtschaftsgebäude | Farm buildings | : | : | : | : | : | : | : | : | : | : | : | : | : |
| 132 | Tiefbau- und Bodenverbesserungsarbeiten | Engineering and soil improvement operations | - | - | - | - | - | - | - | - | - | - | - | - | - |

NOMINALE PREISINDIZES / NOMINAL PRICE INDICES / INDICES DES PRIX NOMINAUX

1990 = 100 (ohne MwSt / excluding VAT / TVA exclue)



ELLADA

| | | | 1995 | | | | | 1996 | | | | | | | |
|------|---|--|-------|-------|-------|-------|-------|-------|-------|-------|-------|-------|-------|-------|-------|
| | | | sep | oct | nov | dec | jan | feb | mar | apr | mai | jun | jul | aug | sep |
| 02 | WAREN UND DIENSTLEISTUNGEN LANDWIRTSCHAFTLICHER INVESTITIONEN | GOODS AND SERVICES CONTRIBUTING TO AGRICULTURAL INVESTMENT | 183.4 | 183.7 | 183.7 | 185.6 | 184.2 | 185.7 | 185.9 | 187.9 | 188.9 | 189.0 | 189.1 | 189.0 | 189.2 |
| 12 | Maschinen und andere Ausrüstungsgüter | Machinery and other equipment | 185.7 | 185.2 | 184.8 | 188.7 | 185.8 | 188.9 | 189.2 | 193.0 | 193.5 | 193.7 | 193.9 | 193.7 | 194.0 |
| 121 | Einachsschlepper und andere einachsige Motorgeräte | Rotovator and other 2-wheel equipment | 167.8 | 168.1 | 168.2 | 168.4 | 169.9 | 171.8 | 173.3 | 174.6 | 174.9 | 174.9 | 175.6 | 175.7 | 176.2 |
| 122 | Maschinen und Geräte für Kulturen | Machinery and plant for cultivating | 189.4 | 189.5 | 190.7 | 191.4 | 192.8 | 197.3 | 198.8 | 201.1 | 201.8 | 201.8 | 203.5 | 205.6 | 206.3 |
| 123 | Maschinen und Geräte für die Ernte | Machinery and plant for harvesting | 158.2 | 158.1 | 158.0 | 158.8 | 160.5 | 166.0 | 168.8 | 169.0 | 169.6 | 169.6 | 169.3 | 170.3 | 170.3 |
| 124 | Maschinen und Einrichtungen | Farm machinery and installations | 168.3 | 168.2 | 168.8 | 168.9 | 170.6 | 173.5 | 173.7 | 175.8 | 176.8 | 176.6 | 178.6 | 179.6 | 180.0 |
| 1241 | für die pflanzliche Erzeugung | for crop production | 177.1 | 176.9 | 177.7 | 177.8 | 178.5 | 181.8 | 182.1 | 185.2 | 186.6 | 186.3 | 188.7 | 188.7 | 189.3 |
| 1242 | für die tierische Erzeugung | for animal production | 148.2 | 148.2 | 148.4 | 148.4 | 152.3 | 154.3 | 154.3 | 154.3 | 154.3 | 154.3 | 155.4 | 158.8 | 158.8 |
| 1243 | Sonstige | Other | - | - | - | - | - | - | - | - | - | - | - | - | - |
| 125 | Ackerschlepper | Tractors | 171.4 | 172.5 | 173.5 | 174.4 | 168.1 | 172.8 | 172.8 | 173.6 | 174.6 | 175.2 | 175.2 | 175.4 | 175.9 |
| 126 | Sonstige Fahrzeuge | Other vehicles | 202.7 | 201.1 | 199.7 | 206.9 | 203.3 | 205.1 | 205.1 | 211.6 | 211.8 | 211.8 | 211.8 | 210.7 | 211.0 |
| 13 | Bauten | Buildings | 181.2 | 182.3 | 182.6 | 182.6 | 182.6 | 182.6 | 182.6 | 183.0 | 184.5 | 184.5 | 184.5 | 184.5 | 184.5 |
| 131 | Wirtschaftsgebäude | Farm buildings | : | : | : | : | : | : | : | : | : | : | : | : | : |
| 132 | Tiefbau- und Bodenverbesserungsarbeiten | Engineering and soil improvement operations | - | - | - | - | - | - | - | - | - | - | - | - | - |

NOMINALE PREISINDIZES / NOMINAL PRICE INDICES / INDICES DES PRIX NOMINAUX

1990 = 100 (ohne MwSt / excluding VAT / TVA exclue)



ESPAÑA

| | | | 1995 | | | | | 1996 | | | | | | | | |
|-----|---|--|---|-------|-------|-------|-------|-------|-------|-------|-------|-------|-------|-------|-------|-------|
| | | | sep | oct | nov | dec | jan | feb | mar | apr | mai | jun | jul | aug | sep | |
| 00 | INSGESAMT (01 + 02) | TOTAL (01 + 02) | TOTAL (01 + 02) | 114.9 | 113.0 | 113.8 | 114.5 | 115.7 | 116.5 | 117.8 | 118.6 | 117.5 | 115.3 | 118.4 | 117.9 | 117.2 |
| 01 | WAREN UND DIENSTLEISTUNGEN DES LAUFENDEN LANDWIRTSCHAFTLICHEN VERBRAUCHS | GOODS AND SERVICES CURRENTLY CONSUMED IN AGRICULTURE | BIENS ET SERVICES DE CONSOMMATION COURANTE DE L'AGRICULTURE | 112.7 | 110.2 | 111.4 | 112.1 | 113.0 | 114.1 | 115.7 | 116.4 | 115.1 | 112.1 | 116.1 | 115.3 | 114.4 |
| 1 | Saat- und Pflanzgut | Seeds | Semences et plants | 157.7 | 100.2 | 100.3 | 108.3 | 112.3 | 129.4 | 144.0 | 139.1 | 124.5 | 107.8 | 203.4 | 194.0 | 166.5 |
| 2 | Nutz- und Zuchtvieh | Animals for rearing and production | Animaux d'élevage et de rente | 113.9 | 114.2 | 117.9 | 119.8 | 121.9 | 123.3 | 119.0 | 119.3 | 117.7 | 111.0 | 112.7 | 117.3 | 114.0 |
| 3 | Energie und Schmierstoffe | Energy, lubricants | Energie et lubrifiants | 121.9 | 121.0 | 124.5 | 122.4 | 122.3 | 119.5 | 120.9 | 124.7 | 122.5 | 121.0 | 120.0 | 121.2 | 124.0 |
| 31 | Heizstoffe | Fuels for heating | Combustibles | 127.1 | 127.1 | 116.5 | 126.1 | 119.6 | 115.1 | 122.1 | 126.3 | 126.3 | 126.3 | 126.3 | 126.3 | 126.3 |
| 32 | Treibstoffe | Motor fuels | Carburants | 109.6 | 107.9 | 108.2 | 110.6 | 110.6 | 105.6 | 107.8 | 114.7 | 110.7 | 107.8 | 105.9 | 108.1 | 113.5 |
| 33 | Elektrischer Strom | Electricity | Electricité | 113.8 | 113.8 | 113.8 | 113.8 | 113.8 | 113.8 | 113.8 | 113.8 | 113.8 | 113.8 | 113.8 | 113.8 | 113.8 |
| 34 | Schmierstoffe | Lubricants | Lubrifiants | 164.2 | 164.2 | 182.4 | 164.2 | 164.2 | 164.5 | 164.5 | 164.5 | 164.5 | 164.5 | 164.5 | 164.5 | 164.5 |
| 4 | Dünge- und Bodenverbesserungsmittel | Fertilizers, soil improvers | Engrais et amendements | 109.7 | 111.2 | 111.9 | 112.5 | 113.7 | 115.8 | 115.8 | 116.9 | 117.0 | 116.3 | 116.2 | 114.9 | 114.7 |
| 41 | Einnährstoffdünger | Straight fertilizers | Engrais simples | 113.3 | 115.0 | 116.4 | 118.1 | 119.9 | 122.1 | 121.9 | 123.2 | 123.0 | 122.1 | 122.1 | 120.8 | 120.3 |
| 411 | Stickstoffdünger | Nitrogenous fertilizers | Engrais azotés | 113.0 | 114.7 | 115.8 | 117.6 | 119.4 | 121.6 | 121.4 | 122.5 | 122.7 | 122.4 | 122.5 | 121.7 | 121.0 |
| 412 | Phosphatdünger | Phosphatic fertilizers | Engrais phosphatés | 114.4 | 117.2 | 121.0 | 122.8 | 124.5 | 127.4 | 126.6 | 129.3 | 126.5 | 122.0 | 120.7 | 115.8 | 115.9 |
| 413 | Kalidünger | Potassic fertilizers | Engrais potassiques | 116.6 | 113.4 | 115.4 | 112.5 | 114.9 | 115.2 | 115.3 | 116.4 | 117.2 | 112.1 | 112.7 | 111.7 | 117.1 |
| 42 | Mehrnährstoffdünger | Compound fertilizers | Engrais composés | 104.5 | 105.6 | 105.3 | 104.5 | 104.9 | 106.7 | 107.2 | 108.0 | 108.5 | 107.9 | 107.9 | 106.6 | 106.7 |
| 421 | NP-Dünger | NP fertilizers | Engrais NP | 102.0 | 101.9 | 99.5 | 101.5 | 104.1 | 114.2 | 126.2 | 137.8 | 133.9 | 124.9 | 125.4 | 113.7 | 108.5 |
| 422 | PK-Dünger | PK fertilizers | Engrais PK | 110.0 | 108.4 | 108.8 | 108.5 | 108.9 | 108.8 | 108.7 | 108.6 | 112.7 | 111.5 | 108.4 | 111.2 | 115.6 |
| 423 | NPK-Dünger | NPK fertilizers | Engrais NPK | 104.3 | 105.7 | 105.6 | 104.5 | 104.7 | 105.9 | 105.5 | 105.5 | 106.2 | 106.3 | 106.6 | 105.7 | 106.0 |
| 43 | Sonstige Dünge- und Bodenverbesserungsmittel | Other fertilizers, soil improvers | Autres engrais et amendements | 116.3 | 119.0 | 119.0 | 119.0 | 119.0 | 119.0 | 119.0 | 119.0 | 119.0 | 119.0 | 119.0 | 119.0 | 119.0 |
| 5 | Pflanzenschutzmittel | Plant protection products | Produits de protection des cultures | 115.7 | 113.9 | 118.1 | 118.1 | 111.6 | 111.6 | 111.6 | 112.8 | 106.0 | 97.7 | 104.7 | 104.7 | 97.0 |
| 51 | Fungizide | Fungicides | Fongicides | 117.6 | 117.6 | 116.5 | 116.5 | 114.0 | 114.0 | 114.0 | 114.0 | 104.8 | 103.6 | 104.8 | 104.8 | 103.6 |
| 52 | Insektizide | Insecticides | Insecticides | 114.5 | 114.5 | 111.8 | 111.8 | 109.6 | 109.6 | 109.6 | 109.6 | 120.5 | 113.5 | 120.5 | 120.5 | 113.5 |
| 53 | Herbizide | Herbicides | Herbicides | 116.2 | 116.2 | 112.7 | 112.7 | 118.1 | 118.1 | 118.1 | 118.1 | 111.6 | 89.6 | 111.6 | 111.6 | 89.6 |
| 54 | Sonstige | Other | Autres | 115.3 | 111.0 | 125.0 | 125.0 | 108.4 | 108.4 | 108.4 | 111.1 | 95.8 | 91.5 | 92.6 | 92.6 | 89.9 |
| 6 | Futtermittel | Animal feedingstuffs | Aliments des animaux | 102.6 | 103.6 | 104.3 | 105.3 | 106.4 | 107.0 | 107.5 | 107.6 | 107.1 | 104.0 | 103.2 | 102.6 | 104.2 |
| 61 | Einzel Futtermittel | Straight feedingstuffs | Aliments simples | 106.9 | 107.8 | 109.7 | 111.8 | 115.1 | 115.8 | 116.1 | 114.1 | 111.2 | 102.1 | 100.6 | 98.8 | 99.7 |
| 611 | Getreide und Mühlennachprodukte | Cereals and milling by-products | Céréales et sous-produits de meunerie | 107.1 | 108.1 | 110.0 | 111.9 | 115.3 | 115.8 | 115.8 | 113.5 | 110.2 | 100.7 | 99.1 | 97.2 | 98.3 |
| 612 | Ölkuchen bzw. -schrot | Oil-cakes | Tourteaux | 104.7 | 103.7 | 104.8 | 113.2 | 115.5 | 117.4 | 120.7 | 121.2 | 124.7 | 117.7 | 116.3 | 112.3 | 108.9 |
| 613 | Futtermittel tierischer Herkunft | Products of animal origin, | Produits d'origine animale | 104.5 | 104.0 | 108.3 | 108.1 | 110.8 | 112.8 | 114.4 | 116.9 | 119.0 | 115.7 | 116.3 | 118.5 | 118.9 |
| 614 | Sonstige Einzel Futtermittel | Other | Autres | 104.2 | 106.4 | 107.5 | 110.6 | 112.6 | 115.2 | 118.2 | 121.1 | 119.2 | 116.0 | 114.8 | 117.3 | 117.9 |
| 62 | Mischfuttermittel | Compound feedingstuffs | Aliments composés | 101.1 | 102.1 | 102.4 | 102.9 | 103.2 | 103.9 | 104.5 | 105.3 | 105.6 | 104.7 | 104.2 | 103.9 | 105.8 |
| 621 | für Kälber | for calves | pour veaux | 105.3 | 107.1 | 108.4 | 107.5 | 108.0 | 107.8 | 109.9 | 115.3 | 113.0 | 111.7 | 107.7 | 108.9 | 111.0 |
| 622 | für Rinder (ohne Kälber) | for cattle (excluding calves) | pour bovins (autres que veaux) | 101.5 | 102.1 | 104.3 | 104.1 | 104.7 | 106.2 | 105.1 | 105.6 | 105.6 | 106.0 | 105.4 | 105.1 | 105.7 |
| 623 | für Schweine | for pigs | pour porcs | 100.2 | 101.0 | 100.5 | 101.7 | 101.8 | 102.5 | 103.9 | 104.2 | 104.1 | 102.9 | 102.8 | 101.8 | 104.1 |
| 624 | für Geflügel | for poultry | pour volailles | 101.9 | 103.0 | 103.1 | 103.5 | 103.6 | 104.1 | 104.1 | 104.9 | 106.4 | 105.3 | 105.2 | 105.7 | 107.6 |
| 625 | Sonstige | Other | Autres | 98.8 | 100.8 | 101.0 | 101.4 | 102.8 | 103.2 | 104.3 | 105.4 | 105.1 | 103.2 | 101.5 | 100.9 | 102.8 |
| 7 | Material und Kleinwerkzeug | Material and small tools | Matériel et petit outillage | 151.7 | 152.7 | 152.9 | 152.6 | 157.6 | 154.0 | 161.3 | 165.4 | 170.7 | 170.1 | 169.6 | 171.7 | 159.7 |
| 8 | Instandhaltung und Reparatur von Maschinen | Maintenance and repair of plant | Entretien et réparation du matériel | 124.3 | 122.5 | 122.7 | 122.0 | 129.1 | 130.5 | 128.7 | 126.9 | 128.2 | 128.0 | 132.3 | 131.1 | 128.4 |
| 9 | Instandhaltung und Reparatur von Wirtschaftsgebäuden und sonstigen Bauten | Maintenance and repair of agricultural buildings and other buildings | Entretien et réparation des bâtiments d'exploitation et autres ouvrages | 132.3 | 131.9 | 131.8 | 132.3 | 132.1 | 131.8 | 132.5 | 136.1 | 136.0 | 136.2 | 136.6 | 136.6 | 135.1 |
| 10 | Veterinärleistungen | Veterinary services | Services vétérinaires | 133.0 | 135.6 | 136.2 | 136.2 | 137.5 | 143.0 | 146.1 | 146.3 | 146.0 | 146.0 | 146.6 | 147.3 | 148.3 |
| 11 | Allgemeine Wirtschaftsausgaben | General expenses | Frais généraux | 133.4 | 112.2 | 112.1 | 112.4 | 112.4 | 112.4 | 129.6 | 136.8 | 137.1 | 141.1 | 142.5 | 140.2 | 137.8 |

NOMINALE PREISINDIZES / NOMINAL PRICE INDICES / INDICES DES PRIX NOMINAUX

1990 = 100 (ohne MwSt / excluding VAT / TVA exclue)



ESPAÑA

| | | | 1995 | | | | | 1996 | | | | | | | |
|------|---|--|-------|-------|-------|-------|-------|-------|-------|-------|-------|-------|-------|-------|-------|
| | | | sep | oct | nov | dec | jan | feb | mar | apr | mai | jun | jul | aug | sep |
| 02 | WAREN UND DIENSTLEISTUNGEN LANDWIRTSCHAFTLICHER INVESTITIONEN | GOODS AND SERVICES CONTRIBUTING TO AGRICULTURAL INVESTMENT | 121.2 | 121.2 | 121.1 | 121.6 | 123.7 | 123.5 | 124.0 | 125.0 | 124.7 | 125.0 | 125.5 | 125.9 | 125.4 |
| 12 | Maschinen und andere Ausrüstungsgüter | Machinery and other equipment | 104.9 | 106.4 | 106.4 | 106.4 | 112.7 | 112.6 | 112.7 | 110.0 | 109.9 | 110.0 | 109.9 | 111.2 | 111.1 |
| 121 | Einachsschlepper und andere einachsige Motorgeräte | Rotovator and other 2-wheel equipment | 124.8 | 126.1 | 126.1 | 126.1 | 130.8 | 130.8 | 130.8 | 129.0 | 129.0 | 129.0 | 129.0 | 126.1 | 126.1 |
| 122 | Maschinen und Geräte für Kulturen | Machinery and plant for cultivating | 108.1 | 108.2 | 107.9 | 108.2 | 108.0 | 107.9 | 108.3 | 108.9 | 108.4 | 108.6 | 108.3 | 108.1 | 107.9 |
| 123 | Maschinen und Geräte für die Ernte | Machinery and plant for harvesting | 94.6 | 102.9 | 102.9 | 102.9 | 121.2 | 121.2 | 121.2 | 103.2 | 103.2 | 103.2 | 103.2 | 109.1 | 109.1 |
| 124 | Maschinen und Einrichtungen | Farm machinery and installations | 102.4 | 102.5 | 102.3 | 102.6 | 103.0 | 102.6 | 103.1 | 103.2 | 103.3 | 103.4 | 104.5 | 103.0 | 102.6 |
| 1241 | für die pflanzliche Erzeugung | for crop production | - | - | - | - | - | - | - | - | - | - | - | - | - |
| 1242 | für die tierische Erzeugung | for animal production | - | - | - | - | - | - | - | - | - | - | - | - | - |
| 1243 | Sonstige | Other | - | - | - | - | - | - | - | - | - | - | - | - | - |
| 125 | Ackerschlepper | Tractors | 104.4 | 105.7 | 105.7 | 105.7 | 113.6 | 113.6 | 113.6 | 111.6 | 111.6 | 111.6 | 111.6 | 113.1 | 113.1 |
| 126 | Sonstige Fahrzeuge | Other vehicles | 105.0 | 104.7 | 104.8 | 104.7 | 105.1 | 104.6 | 104.7 | 104.1 | 105.1 | 104.9 | 104.5 | 104.7 | 105.2 |
| 13 | Bauten | Buildings | 129.3 | 128.5 | 128.4 | 129.1 | 129.0 | 128.8 | 129.5 | 132.3 | 132.0 | 132.4 | 133.1 | 133.1 | 132.4 |
| 131 | Wirtschaftsgebäude | Farm buildings | 127.5 | 127.1 | 127.0 | 127.6 | 127.5 | 127.1 | 127.7 | 130.4 | 130.4 | 130.6 | 131.1 | 131.2 | 130.9 |
| 132 | Tiefbau- und Bodenverbesserungsarbeiten | Engineering and soil improvement operations | 129.7 | 128.8 | 128.7 | 129.5 | 129.4 | 129.2 | 130.0 | 132.8 | 132.4 | 132.9 | 133.6 | 133.6 | 132.8 |

NOMINALE PREISINDIZES / NOMINAL PRICE INDICES / INDICES DES PRIX NOMINAUX

1990 = 100 (ohne MwSt / excluding VAT / TVA exclue)



| | | | FRANCE | | | | | | | | | | | | |
|-----|---|--|--------|-------|-------|-------|-------|-------|-------|-------|-------|-------|-------|-------|-------|
| | | | 1995 | 1995 | 1995 | 1995 | 1996 | 1996 | 1996 | 1996 | 1996 | 1996 | 1996 | 1996 | |
| | | | sep | oct | nov | dec | jan | feb | mar | apr | mai | Jun | Jul | aug | sep |
| 00 | INSGESAMT (01 + 02) | TOTAL (01 + 02) | 104.3 | 104.5 | 104.7 | 105.3 | 106.4 | 107.0 | 107.4 | 107.9 | 108.1 | 107.8 | 107.6 | 107.5 | 108.4 |
| 01 | WAREN UND DIENSTLEISTUNGEN DES LAUFENDEN LANDWIRTSCHAFTLICHEN VERBRAUCHS | GOODS AND SERVICES CURRENTLY CONSUMED IN AGRICULTURE | 102.1 | 102.2 | 102.5 | 103.2 | 104.5 | 105.2 | 105.6 | 106.1 | 106.4 | 106.1 | 105.7 | 105.6 | 106.7 |
| 1 | Saat- und Pflanzgut | Seeds | 88.4 | 87.9 | 87.9 | 88.0 | 90.2 | 90.1 | 89.8 | 90.2 | 90.2 | 90.2 | 90.2 | 90.0 | 94.1 |
| 2 | Nutz- und Zuchtvieh | Animals for rearing and production | 93.4 | 92.1 | 94.0 | 96.1 | 98.0 | 99.6 | 99.6 | 111.4 | 113.3 | 107.7 | 101.8 | 100.6 | 98.9 |
| 3 | Energie und Schmierstoffe | Energy, lubricants | 91.6 | 91.7 | 91.8 | 93.9 | 96.1 | 96.7 | 97.7 | 98.8 | 96.6 | 94.6 | 94.5 | 94.5 | 100.8 |
| 31 | Heizstoffe | Fuels for heating | 86.5 | 87.0 | 87.1 | 90.0 | 93.9 | 94.6 | 96.5 | 98.8 | 95.5 | 91.7 | 91.7 | 92.1 | 101.3 |
| 32 | Treibstoffe | Motor fuels | 85.8 | 85.8 | 86.0 | 89.1 | 91.8 | 92.8 | 94.1 | 95.3 | 92.3 | 89.7 | 89.6 | 89.3 | 98.3 |
| 33 | Elektrischer Strom | Electricity | 109.2 | 109.2 | 109.2 | 109.2 | 109.2 | 109.2 | 109.2 | 109.2 | 109.2 | 109.2 | 109.2 | 109.2 | 109.2 |
| 34 | Schmierstoffe | Lubricants | 99.3 | 99.3 | 99.3 | 99.3 | 99.3 | 99.3 | 99.2 | 99.2 | 99.2 | 99.2 | 99.2 | 99.2 | 99.2 |
| 4 | Dünge- und Bodenverbesserungsmittel | Fertilizers, soil improvers | 100.2 | 100.9 | 101.7 | 103.0 | 106.0 | 107.2 | 108.1 | 108.4 | 108.1 | 106.2 | 104.5 | 104.1 | 103.6 |
| 41 | Einnährstoffdünger | Straight fertilizers | 100.2 | 101.3 | 102.5 | 104.5 | 109.3 | 110.5 | 111.7 | 111.9 | 111.3 | 108.2 | 105.2 | 104.7 | 103.9 |
| 411 | Stickstoffdünger | Nitrogenous fertilizers | 99.6 | 101.0 | 102.5 | 105.0 | 110.8 | 112.3 | 113.7 | 113.9 | 113.2 | 109.4 | 106.0 | 105.3 | 104.3 |
| 412 | Phosphatdünger | Phosphatic fertilizers | 105.1 | 105.5 | 106.2 | 106.4 | 108.7 | 109.2 | 109.6 | 110.2 | 110.0 | 109.9 | 109.6 | 109.7 | 109.8 |
| 413 | Kalldünger | Potassic fertilizers | 99.7 | 99.5 | 99.4 | 99.5 | 100.4 | 100.7 | 101.1 | 101.1 | 101.1 | 99.0 | 96.7 | 96.4 | 96.6 |
| 42 | Mehrnährstoffdünger | Compound fertilizers | 99.8 | 100.2 | 100.7 | 101.4 | 102.9 | 104.2 | 105.0 | 105.3 | 105.3 | 104.4 | 103.6 | 103.2 | 102.9 |
| 421 | NP-Dünger | NP fertilizers | 102.7 | 103.6 | 104.8 | 106.5 | 109.2 | 110.5 | 111.9 | 112.5 | 112.2 | 111.2 | 110.6 | 109.5 | 108.3 |
| 422 | PK-Dünger | PK fertilizers | 100.9 | 101.3 | 101.7 | 102.3 | 104.0 | 104.7 | 105.3 | 105.5 | 105.5 | 104.1 | 102.7 | 102.4 | 102.5 |
| 423 | NPK-Dünger | NPK fertilizers | 98.7 | 98.9 | 99.3 | 99.9 | 101.2 | 102.8 | 103.6 | 103.8 | 104.0 | 103.4 | 102.8 | 102.5 | 102.1 |
| 43 | Sonstige Dünge- und Bodenverbesserungsmittel | Other fertilizers, soil improvers | 104.2 | 104.4 | 105.8 | 106.2 | 106.8 | 106.1 | 106.3 | 106.8 | 106.7 | 106.6 | 106.5 | 107.3 | 107.5 |
| 5 | Pflanzenschutzmittel | Plant protection products | 105.8 | 105.8 | 105.7 | 105.6 | 104.1 | 104.4 | 105.1 | 106.0 | 106.6 | 106.7 | 106.6 | 106.5 | 106.6 |
| 51 | Fungizide | Fungicides | 112.3 | 112.2 | 112.0 | 111.9 | 110.1 | 110.4 | 111.0 | 111.9 | 112.7 | 112.8 | 112.8 | 112.8 | 112.8 |
| 52 | Insektizide | Insecticides | 105.4 | 105.4 | 105.4 | 105.3 | 103.4 | 103.7 | 104.6 | 105.5 | 106.1 | 106.1 | 106.1 | 105.9 | 106.0 |
| 53 | Herbizide | Herbicides | 102.4 | 102.5 | 102.4 | 102.2 | 101.0 | 101.2 | 102.0 | 102.8 | 103.3 | 103.4 | 103.2 | 103.2 | 103.4 |
| 54 | Sonstige | Other | 93.7 | 93.7 | 93.6 | 93.9 | 93.7 | 93.8 | 94.6 | 95.4 | 95.7 | 95.8 | 95.7 | 95.5 | 95.6 |
| 6 | Futtermittel | Animal feedingstuffs | 94.4 | 94.6 | 95.1 | 96.0 | 97.2 | 98.1 | 98.3 | 98.6 | 99.7 | 100.2 | 99.8 | 99.7 | 99.9 |
| 61 | Einzel Futtermittel | Straight feedingstuffs | 90.4 | 90.5 | 92.6 | 97.5 | 101.3 | 103.3 | 103.2 | 104.2 | 106.2 | 106.4 | 104.9 | 105.6 | 109.2 |
| 611 | Getreide und Mühlennachprodukte | Cereals and milling by-products | 89.6 | 81.5 | 87.0 | 105.1 | 105.9 | 107.0 | 104.2 | 105.5 | 105.9 | 95.8 | 82.3 | 88.7 | 96.5 |
| 612 | Ölkuchen bzw. -schrot | Oil-cakes | 87.4 | 88.8 | 91.0 | 94.1 | 98.9 | 101.5 | 102.4 | 103.8 | 106.7 | 108.6 | 109.1 | 108.9 | 111.8 |
| 613 | Futtermittel tierischer Herkunft | Products of animal origin | 122.5 | 124.5 | 119.6 | 118.0 | 118.0 | 115.3 | 109.3 | 106.1 | 101.8 | 102.9 | 102.8 | 102.1 | 105.2 |
| 614 | Sonstige Einzel Futtermittel | Other | - | - | - | - | - | - | - | - | - | - | - | - | - |
| 62 | Mischfuttermittel | Compound feedingstuffs | 95.0 | 95.2 | 95.5 | 95.8 | 96.6 | 97.3 | 97.6 | 97.7 | 98.8 | 99.3 | 99.1 | 98.8 | 98.6 |
| 621 | für Kälber | for calves | 107.7 | 108.3 | 108.4 | 108.3 | 107.5 | 107.2 | 106.9 | 105.8 | 105.6 | 105.2 | 103.9 | 103.5 | 102.3 |
| 622 | für Rinder (ohne Kälber) | for cattle (excluding calves) | 92.3 | 92.7 | 93.3 | 93.7 | 95.5 | 96.5 | 97.1 | 97.7 | 99.1 | 99.8 | 99.7 | 99.5 | 99.8 |
| 623 | für Schweine | for pigs | 89.0 | 89.1 | 89.6 | 89.9 | 91.3 | 92.3 | 92.7 | 93.1 | 94.5 | 95.2 | 95.3 | 94.9 | 94.7 |
| 624 | für Geflügel | for poultry | 92.6 | 92.6 | 92.7 | 93.1 | 94.0 | 94.9 | 95.1 | 95.5 | 96.8 | 97.7 | 97.7 | 97.6 | 97.4 |
| 625 | Sonstige | Other | 95.7 | 95.8 | 96.1 | 96.1 | 97.3 | 98.0 | 98.3 | 98.9 | 99.9 | 100.4 | 100.6 | 100.5 | 100.7 |
| 7 | Material und Kleinwerkzeug | Material and small tools | 107.3 | 107.3 | 107.3 | 108.5 | 108.9 | 108.9 | 108.9 | 109.9 | 109.9 | 109.9 | 108.7 | 108.7 | 108.7 |
| 8 | Instandhaltung und Reparatur von Maschinen | Maintenance and repair of plant | 133.5 | 133.6 | 133.7 | 133.8 | 135.5 | 136.2 | 136.8 | 137.2 | 137.4 | 137.6 | 138.0 | 138.2 | 138.0 |
| 9 | Instandhaltung und Reparatur von Wirtschaftsgebäuden und sonstigen Bauten | Maintenance and repair of agricultural buildings and other buildings | 117.5 | 117.6 | 117.6 | 117.6 | 118.1 | 118.4 | 118.5 | 119.4 | 119.1 | 119.0 | 119.8 | 119.8 | 119.7 |
| 10 | Veterinärleistungen | Veterinary services | 110.2 | 110.1 | 110.2 | 110.2 | 110.3 | 110.5 | 111.0 | 111.1 | 111.1 | 111.3 | 111.3 | 111.3 | 112.8 |
| 11 | Allgemeine Wirtschaftsausgaben | General expenses | 126.4 | 126.5 | 126.5 | 126.7 | 127.5 | 128.5 | 128.9 | 129.2 | 129.4 | 129.8 | 130.3 | 130.4 | 131.3 |

NOMINALE PREISINDIZES / NOMINAL PRICE INDICES / INDICES DES PRIX NOMINAUX

1990 = 100 (ohne MwSt / excluding VAT / TVA exclue)



| | | | FRANCE | | | | | | | | | | | | | |
|------|---|--|---|-------|-------|-------|-------|-------|-------|-------|-------|-------|-------|-------|-------|-------|
| | | | 1995 | 1995 | 1995 | 1995 | 1996 | 1996 | 1996 | 1996 | 1996 | 1996 | 1996 | 1996 | | |
| | | | sep | oct | nov | dec | jan | feb | mar | apr | mai | jun | jul | aug | sep | |
| 02 | WAREN UND DIENSTLEISTUNGEN LANDWIRTSCHAFTLICHER INVESTITIONEN | GOODS AND SERVICES CONTRIBUTING TO AGRICULTURAL INVESTMENT | BIENS ET SERVICES CONCOURANT AUX INVESTISSEMENTS DE L'AGRICULTURE | 114.1 | 114.2 | 114.0 | 114.1 | 114.3 | 114.5 | 115.2 | 115.4 | 115.4 | 115.3 | 115.7 | 115.6 | 115.7 |
| 12 | Maschinen und andere Ausrüstungsgüter | Machinery and other equipment | Machines et autres biens d'équipement | 115.6 | 115.8 | 115.5 | 115.6 | 116.3 | 116.4 | 116.7 | 116.8 | 116.9 | 117.0 | 117.5 | 117.4 | 117.4 |
| 121 | Einachsschlepper und andere einachsige Motorgeräte | Rotovator and other 2-wheel equipment | Motoculteurs et autre matériel à 2 roues | 118.9 | 119.1 | 114.0 | 119.4 | 114.0 | 114.1 | 117.5 | 117.6 | 118.1 | 117.2 | 117.7 | 117.6 | 117.4 |
| 122 | Maschinen und Geräte für Kulturen | Machinery and plant for cultivating | Machines et matériel pour la culture | 115.9 | 116.2 | 116.0 | 116.1 | 116.7 | 116.9 | 117.0 | 116.8 | 116.6 | 116.7 | 117.8 | 118.2 | 118.0 |
| 123 | Maschinen und Geräte für die Ernte | Machinery and plant for harvesting | Machines et matériel pour la récolte | 115.6 | 116.0 | 115.3 | 115.5 | 115.6 | 115.9 | 116.6 | 116.7 | 116.9 | 117.0 | 117.2 | 116.7 | 116.9 |
| 124 | Maschinen und Einrichtungen | Farm machinery and installations | Machines et installations agricoles | 108.1 | 108.3 | 108.6 | 108.7 | 108.6 | 108.5 | 108.8 | 109.0 | 109.2 | 109.3 | 109.5 | 109.5 | 109.2 |
| 1241 | für die pflanzliche Erzeugung | for crop production | pour la production végétale | 105.9 | 106.1 | 106.5 | 106.5 | 106.4 | 106.1 | 106.3 | 106.4 | 106.6 | 106.6 | 106.8 | 106.9 | 106.6 |
| 1242 | für die tierische Erzeugung | for animal production | pour la production animale | 115.3 | 115.3 | 115.6 | 115.7 | 115.9 | 116.4 | 116.8 | 117.4 | 117.8 | 118.0 | 118.1 | 118.0 | 117.5 |
| 1243 | Sonstige | Other | Autres | - | - | - | - | - | - | - | - | - | - | - | - | - |
| 125 | Ackerschlepper | Tractors | Tracteurs | 119.5 | 119.6 | 119.0 | 119.1 | 120.7 | 121.0 | 121.0 | 121.3 | 121.2 | 121.5 | 122.1 | 121.8 | 121.9 |
| 126 | Sonstige Fahrzeuge | Other vehicles | Autres véhicules | 123.0 | 123.0 | 123.0 | 123.0 | 124.4 | 124.3 | 124.3 | 124.4 | 124.6 | 124.7 | 125.9 | 125.9 | 125.9 |
| 13 | Bauten | Buildings | Ouvrages | 110.7 | 110.8 | 110.8 | 110.8 | 110.0 | 110.2 | 112.0 | 112.1 | 112.3 | 111.6 | 111.6 | 111.7 | 111.9 |
| 131 | Wirtschaftsgebäude | Farm buildings | Bâtiments d'exploitation | 110.2 | 110.3 | 110.3 | 110.3 | 109.4 | 109.4 | 111.6 | 111.6 | 111.7 | 110.9 | 110.9 | 110.9 | 110.9 |
| 132 | Tiefbau- und Bodenverbesserungsarbeiten | Engineering and soil improvement operations | Ouvrages de génie civil et amélioration des terres | 112.6 | 112.6 | 112.6 | 112.6 | 112.5 | 113.1 | 113.6 | 114.2 | 114.5 | 114.5 | 114.4 | 114.6 | 115.5 |

NOMINALE PREISINDIZES / NOMINAL PRICE INDICES / INDICES DES PRIX NOMINAUX

1990 = 100 (ohne MwSt / excluding VAT / TVA exclue)



| | | | | IRELAND | | | | | | | | | | | | |
|-----|---|--|---|---------|-------|-------|-------|-------|-------|-------|-------|-------|-------|-------|-------|-------|
| | | | | 1995 | 1995 | 1995 | 1995 | 1996 | 1996 | 1996 | 1996 | 1996 | 1996 | 1996 | 1996 | 1996 |
| | | | | sep | oct | nov | dec | jan | feb | mar | apr | mai | jun | jul | aug | sep |
| 00 | INSGESAMT (01 + 02) | TOTAL (01 + 02) | TOTAL (01 + 02) | 106.3 | 106.4 | 106.8 | 107.5 | 108.2 | 108.6 | 109.0 | 109.5 | 110.1 | 110.1 | 110.2 | 110.0 | 109.9 |
| 01 | WAREN UND DIENSTLEISTUNGEN DES LAUFENDEN LANDWIRTSCHAFTLICHEN VERBRAUCHS | GOODS AND SERVICES CURRENTLY CONSUMED IN AGRICULTURE | BIENS ET SERVICES DE CONSOMMATION COURANTE DE L'AGRICULTURE | 103.1 | 103.3 | 103.7 | 104.6 | 105.5 | 106.0 | 106.2 | 106.8 | 107.5 | 107.5 | 107.5 | 107.2 | 107.0 |
| 1 | Saat- und Pflanzgut | Seeds | Semences et plants | 130.1 | 129.1 | 129.1 | 129.1 | 134.9 | 134.9 | 134.9 | 134.9 | 134.9 | 134.9 | 134.9 | 134.9 | 134.9 |
| 2 | Nutz- und Zuchtvieh | Animals for rearing and production | Animaux d'élevage et de rente | 92.9 | 92.2 | 97.9 | 96.1 | 99.6 | 97.7 | 96.3 | 100.0 | 89.8 | 84.5 | 76.8 | 75.0 | 85.6 |
| 3 | Energie und Schmierstoffe | Energy, lubricants | Energie et lubrifiants | 97.8 | 98.1 | 96.8 | 98.0 | 99.4 | 99.8 | 101.1 | 102.5 | 103.9 | 102.5 | 100.8 | 102.1 | 104.1 |
| 31 | Heizstoffe | Fuels for heating | Combustibles | 110.8 | 113.1 | 112.4 | 112.7 | 119.9 | 119.9 | 118.5 | 122.0 | 124.1 | 118.6 | 113.5 | 114.6 | 118.0 |
| 32 | Treibstoffe | Motor fuels | Carburants | 96.2 | 96.6 | 94.8 | 96.5 | 98.2 | 98.7 | 100.5 | 102.4 | 103.9 | 101.8 | 99.5 | 101.3 | 103.9 |
| 33 | Elektrischer Strom | Electricity | Electricité | 99.0 | 99.0 | 99.0 | 99.0 | 99.0 | 99.0 | 99.0 | 99.0 | 100.2 | 101.3 | 101.3 | 101.3 | 101.3 |
| 34 | Schmierstoffe | Lubricants | Lubrifiants | 118.7 | 118.7 | 118.7 | 118.7 | 118.8 | 118.8 | 118.8 | 118.8 | 118.8 | 118.8 | 118.8 | 118.8 | 121.0 |
| 4 | Dünge- und Bodenverbesserungsmittel | Fertilizers, soil improvers | Engrais et amendements | 100.4 | 101.1 | 102.5 | 104.0 | 104.9 | 105.6 | 105.0 | 104.9 | 104.5 | 104.2 | 103.9 | 103.5 | 103.2 |
| 41 | Einährstoffdünger | Straight fertilizers | Engrais simples | 104.6 | 105.3 | 106.9 | 109.2 | 109.8 | 110.8 | 110.2 | 110.0 | 109.4 | 108.6 | 108.0 | 107.4 | 106.9 |
| 411 | Stickstoffdünger | Nitrogenous fertilizers | Engrais azotés | 104.7 | 105.4 | 107.0 | 109.4 | 110.0 | 110.9 | 110.3 | 110.1 | 109.5 | 108.7 | 108.1 | 107.4 | 106.9 |
| 412 | Phosphatdünger | Phosphatic fertilizers | Engrais phosphatés | 101.7 | 101.7 | 101.7 | 102.0 | 103.4 | 104.8 | 104.8 | 104.8 | 104.8 | 104.8 | 104.8 | 104.8 | 104.8 |
| 413 | Kalidünger | Potassic fertilizers | Engrais potassiques | 108.3 | 108.9 | 108.9 | 108.9 | 111.2 | 112.7 | 112.7 | 112.7 | 112.7 | 112.7 | 112.7 | 112.7 | 112.7 |
| 42 | Mehrnährstoffdünger | Compound fertilizers | Engrais composés | 98.3 | 99.0 | 100.4 | 101.6 | 102.7 | 103.3 | 102.8 | 102.7 | 102.3 | 102.2 | 102.0 | 101.7 | 101.5 |
| 421 | NP-Dünger | NP fertilizers | Engrais NP | - | - | - | - | - | - | - | - | - | - | - | - | - |
| 422 | PK-Dünger | PK fertilizers | Engrais PK | 98.3 | 99.7 | 101.5 | 102.6 | 103.4 | 103.1 | 102.6 | 102.6 | 102.5 | 102.4 | 102.4 | 102.4 | 102.2 |
| 423 | NPK-Dünger | NPK fertilizers | Engrais NPK | 98.3 | 98.8 | 100.2 | 101.4 | 102.6 | 103.4 | 102.8 | 102.7 | 102.3 | 102.1 | 101.9 | 101.5 | 101.4 |
| 43 | Sonstige Dünge- und Bodenverbesserungsmittel | Other fertilizers, soil improvers | Autres engrais et amendements | 104.0 | 104.0 | 104.0 | 104.0 | 104.0 | 104.0 | 104.0 | 104.0 | 104.0 | 104.0 | 104.0 | 104.0 | 104.0 |
| 5 | Pflanzenschutzmittel | Plant protection products | Produits de protection des cultures | 113.0 | 113.3 | 113.3 | 113.3 | 113.3 | 113.3 | 113.4 | 115.4 | 116.3 | 116.3 | 116.3 | 116.3 | 116.3 |
| 51 | Fungizide | Fungicides | Fongicides | 118.0 | 118.0 | 118.0 | 118.0 | 118.0 | 118.0 | 118.1 | 120.3 | 122.4 | 122.6 | 122.6 | 122.6 | 122.6 |
| 52 | Insektizide | Insecticides | Insecticides | 118.7 | 118.7 | 118.7 | 118.7 | 118.7 | 118.7 | 118.9 | 121.2 | 121.2 | 121.2 | 121.2 | 121.2 | 121.2 |
| 53 | Herbizide | Herbicides | Herbicides | 112.8 | 113.1 | 113.1 | 113.1 | 113.1 | 113.1 | 113.3 | 115.9 | 115.8 | 115.8 | 115.8 | 115.7 | 115.7 |
| 54 | Sonstige | Other | Autres | 103.6 | 104.2 | 104.2 | 104.2 | 104.2 | 104.3 | 104.3 | 104.4 | 105.7 | 105.7 | 105.7 | 105.7 | 105.7 |
| 6 | Futtermittel | Animal feedingstuffs | Aliments des animaux | 96.9 | 96.8 | 97.3 | 98.5 | 99.2 | 100.0 | 100.3 | 100.6 | 102.3 | 102.8 | 103.0 | 102.5 | 101.4 |
| 61 | Einzel Futtermittel | Straight feedingstuffs | Aliments simples | 102.3 | 102.3 | 102.3 | 103.4 | 102.0 | 103.6 | 102.2 | 102.5 | 103.6 | 104.3 | 104.7 | 104.4 | 101.1 |
| 611 | Getreide und Mühlennachprodukte | Cereals and milling by-products | Céréales et sous-produits de meunerie | 102.4 | 101.7 | 101.3 | 102.2 | 102.9 | 102.9 | 102.6 | 102.8 | 103.0 | 103.7 | 104.1 | 103.2 | 102.1 |
| 612 | Ölkuchen bzw. -schrot | Oil-cakes | Tourteaux | 99.0 | 98.5 | 99.6 | 101.1 | 104.4 | 107.9 | 107.9 | 109.7 | 113.0 | 115.9 | 115.7 | 116.4 | 116.6 |
| 613 | Futtermittel tierischer Herkunft | Products of animal origin | Produits d'origine animale | 105.4 | 105.4 | 105.7 | 108.4 | 99.3 | 99.9 | 99.9 | 100.3 | 99.8 | 99.8 | 100.9 | 100.9 | 100.9 |
| 614 | Sonstige Einzel Futtermittel | Other | Autres | 100.9 | 101.8 | 102.1 | 102.1 | 102.1 | 106.1 | 102.1 | 102.1 | 105.0 | 105.7 | 105.7 | 105.7 | 96.6 |
| 62 | Mischfuttermittel | Compound feedingstuffs | Aliments composés | 96.3 | 96.1 | 96.7 | 98.0 | 98.9 | 99.6 | 100.0 | 100.4 | 102.1 | 102.6 | 102.8 | 102.3 | 101.4 |
| 621 | für Kälber | for calves | pour veaux | 94.8 | 94.7 | 95.3 | 96.7 | 97.9 | 98.6 | 99.1 | 99.3 | 100.7 | 101.5 | 101.6 | 101.1 | 100.9 |
| 622 | für Rinder (ohne Kälber) | for cattle (excluding calves) | pour bovins (autres que veaux) | 97.9 | 97.8 | 98.5 | 99.8 | 100.8 | 101.7 | 102.4 | 102.7 | 104.2 | 104.9 | 105.2 | 104.5 | 103.4 |
| 623 | für Schweine | for pigs | pour porcins | 96.0 | 96.1 | 96.7 | 98.2 | 99.1 | 99.7 | 99.9 | 100.7 | 103.0 | 103.3 | 103.4 | 102.6 | 101.8 |
| 624 | für Geflügel | for poultry | pour volailles | 93.8 | 93.1 | 93.4 | 94.4 | 95.1 | 95.5 | 95.5 | 95.8 | 97.5 | 97.7 | 97.7 | 97.6 | 97.0 |
| 625 | Sonstige | Other | Autres | - | - | - | - | - | - | - | - | - | - | - | - | - |
| 7 | Material und Kleinwerkzeug | Material and small tools | Matériel et petit outillage | 115.0 | 115.2 | 115.4 | 115.1 | 114.8 | 115.2 | 114.5 | 114.5 | 114.9 | 114.8 | 114.7 | 114.2 | 114.0 |
| 8 | Instandhaltung und Reparatur von Maschinen | Maintenance and repair of plant | Entretien et réparation du matériel | 115.2 | 115.2 | 116.3 | 116.3 | 116.3 | 117.5 | 117.5 | 117.5 | 117.5 | 117.5 | 117.5 | 117.7 | 117.7 |
| 9 | Instandhaltung und Reparatur von Wirtschaftsgebäuden und sonstigen Bauten | Maintenance and repair of agricultural buildings and other buildings | Entretien et réparation des bâtiments d'exploitation et autres ouvrages | 122.7 | 123.5 | 125.1 | 125.1 | 125.1 | 125.4 | 125.4 | 125.4 | 125.9 | 125.9 | 125.9 | 127.7 | 127.7 |
| 10 | Veterinärleistungen | Veterinary services | Services vétérinaires | 116.2 | 116.7 | 116.5 | 116.8 | 117.0 | 117.1 | 118.0 | 120.6 | 120.9 | 121.3 | 121.5 | 121.5 | 121.6 |
| 11 | Allgemeine Wirtschaftsausgaben | General expenses | Frais généraux | 102.5 | 102.7 | 102.8 | 102.8 | 103.0 | 102.0 | 102.1 | 102.1 | 101.5 | 101.4 | 110.3 | 100.9 | 101.0 |

NOMINALE PREISINDIZES / NOMINAL PRICE INDICES / INDICES DES PRIX NOMINAUX

1990 = 100 (ohne MwSt / excluding VAT / TVA exclue)



| | | | IRELAND | | | | | | | | | | | | |
|------|---|--|---------|-------|-------|-------|-------|-------|-------|-------|-------|-------|-------|-------|-------|
| | | | 1995 | | | | 1996 | | | | | | | | |
| | | | sep | oct | nov | dec | jan | feb | mar | apr | mai | jun | jul | aug | sep |
| 02 | WAREN UND DIENSTLEISTUNGEN LANDWIRTSCHAFTLICHER INVESTITIONEN | GOODS AND SERVICES CONTRIBUTING TO AGRICULTURAL INVESTMENT | 117.6 | 117.7 | 117.7 | 117.6 | 117.7 | 117.9 | 119.1 | 119.2 | 119.2 | 119.4 | 119.9 | 120.2 | 120.3 |
| 12 | Maschinen und andere Ausrüstungsgüter | Machinery and other equipment | 113.8 | 113.8 | 113.8 | 114.7 | 114.9 | 115.1 | 115.1 | 115.1 | 115.2 | 115.3 | 115.4 | 116.0 | 116.2 |
| 121 | Einachsschlepper und andere einachsige Motorgeräte | Rotovator and other 2-wheel equipment | - | - | - | - | - | - | - | - | - | - | - | - | - |
| 122 | Maschinen und Geräte für Kulturen | Machinery and plant for cultivating | 120.4 | 120.4 | 120.7 | 121.8 | 122.3 | 122.3 | 122.3 | 122.3 | 122.3 | 124.2 | 124.2 | 124.2 | 124.2 |
| 123 | Maschinen und Geräte für die Ernte | Machinery and plant for harvesting | 120.9 | 120.9 | 120.9 | 133.1 | 133.1 | 133.1 | 133.1 | 133.1 | 133.1 | 133.1 | 133.1 | 133.1 | 133.1 |
| 124 | Maschinen und Einrichtungen | Farm machinery and installations | : | : | : | : | : | : | : | : | : | : | : | : | : |
| 1241 | für die pflanzliche Erzeugung | for crop production | - | - | - | - | - | - | - | - | - | - | - | - | - |
| 1242 | für die tierische Erzeugung | for animal production | : | : | : | : | : | : | : | : | : | : | : | : | : |
| 1243 | Sonstige | Other | - | - | - | - | - | - | - | - | - | - | - | - | - |
| 125 | Ackerschlepper | Tractors | 113.6 | 113.6 | 113.6 | 113.6 | 113.6 | 113.6 | 113.6 | 113.6 | 113.6 | 113.6 | 114.1 | 114.1 | 114.1 |
| 126 | Sonstige Fahrzeuge | Other vehicles | 111.4 | 111.4 | 111.4 | 111.4 | 111.8 | 112.1 | 112.1 | 112.1 | 112.4 | 112.4 | 112.4 | 113.6 | 114.0 |
| 13 | Bauten | Buildings | 121.7 | 122.0 | 122.1 | 120.8 | 120.9 | 121.0 | 123.5 | 123.7 | 123.6 | 123.9 | 124.9 | 124.8 | 124.9 |
| 131 | Wirtschaftsgebäude | Farm buildings | 122.7 | 122.9 | 123.0 | 121.6 | 121.6 | 121.7 | 124.4 | 124.6 | 124.5 | 124.8 | 125.9 | 125.8 | 125.9 |
| 132 | Tiefbau- und Bodenverbesserungsarbeiten | Engineering and soil improvement operations | 109.2 | 109.6 | 109.6 | 109.6 | 111.5 | 111.5 | 111.2 | 111.4 | 111.5 | 111.9 | 111.9 | 111.7 | 112.0 |

NOMINALE PREISINDIZES / NOMINAL PRICE INDICES / INDICES DES PRIX NOMINAUX



1990 = 100 (ohne MwSt / excluding VAT / TVA exclue)

ITALIA

| | | | 1995 | 1995 | 1995 | 1995 | 1995 | 1996 | 1996 | 1996 | 1996 | 1996 | 1996 | 1996 | 1996 | 1996 | 1996 |
|-----|---|--|---|-------|-------|-------|-------|-------|-------|-------|-------|-------|-------|-------|-------|-------|-------|
| | | | sep | oct | nov | dec | jan | feb | mar | apr | mai | jun | jul | aug | sep | sep | sep |
| 00 | INSGESAMT (01 + 02) | TOTAL (01 + 02) | TOTAL (01 + 02) | 128.1 | 128.3 | 129.0 | 129.2 | 130.2 | 130.5 | 130.6 | 130.7 | 131.4 | 130.8 | 131.8 | 131.3 | 131.0 | 131.0 |
| 01 | WAREN UND DIENSTLEISTUNGEN DES LAUFENDEN LANDWIRTSCHAFTLICHEN VERBRAUCHS | GOODS AND SERVICES CURRENTLY CONSUMED IN AGRICULTURE | BIENS ET SERVICES DE CONSOMMATION COURANTE DE L'AGRICULTURE | 127.2 | 127.2 | 128.2 | 128.6 | 129.2 | 129.3 | 129.4 | 129.4 | 130.6 | 129.1 | 129.1 | 129.1 | 128.4 | 128.4 |
| 1 | Saat- und Pflanzgut | Seeds | Semences et plants | 127.5 | 130.8 | 134.9 | 133.2 | 132.8 | 133.9 | 130.8 | 129.8 | 131.1 | 132.1 | 132.1 | 132.8 | 132.8 | 132.8 |
| 2 | Nutz- und Zuchtvieh | Animals for rearing and production | Animaux d'élevage et de rente | 129.0 | 126.5 | 123.6 | 122.3 | 120.4 | 119.3 | 119.1 | 114.8 | 116.8 | 114.6 | 110.7 | 110.9 | 109.4 | 109.4 |
| 3 | Energie und Schmierstoffe | Energy, lubricants | Energie et lubrifiants | 148.6 | 148.9 | 149.1 | 150.4 | 151.2 | 151.5 | 151.5 | 152.8 | 151.9 | 151.7 | 153.1 | 153.6 | 156.5 | 156.5 |
| 31 | Heizstoffe | Fuels for heating | Combustibles | 136.0 | 136.4 | 137.0 | 138.9 | 143.2 | 144.8 | 146.0 | 147.2 | 148.1 | 144.6 | 145.1 | 146.7 | 149.9 | 149.9 |
| 32 | Treibstoffe | Motor fuels | Carburants | 165.2 | 165.6 | 165.9 | 168.1 | 168.7 | 168.8 | 168.7 | 170.5 | 168.9 | 168.8 | 170.0 | 170.6 | 175.5 | 175.5 |
| 33 | Elektrischer Strom | Electricity | Electricité | 128.8 | 128.8 | 128.8 | 128.8 | 128.7 | 128.7 | 128.7 | 128.7 | 128.7 | 128.7 | 127.6 | 128.4 | 128.4 | 128.4 |
| 34 | Schmierstoffe | Lubricants | Lubrifiants | 126.1 | 126.1 | 126.1 | 126.1 | 127.8 | 128.5 | 128.5 | 130.0 | 130.0 | 130.0 | 135.2 | 135.2 | 135.2 | 135.2 |
| 4 | Dünge- und Bodenverbesserungsmittel | Fertilizers, soil improvers | Engrais et amendements | 137.6 | 138.3 | 139.9 | 140.7 | 143.1 | 143.4 | 143.9 | 143.2 | 142.6 | 142.2 | 142.2 | 141.4 | 140.5 | 140.5 |
| 41 | Einnährstoffdünger | Straight fertilizers | Engrais simples | 146.5 | 146.8 | 148.6 | 149.4 | 152.0 | 152.2 | 152.2 | 151.2 | 150.1 | 149.9 | 149.8 | 149.8 | 149.0 | 149.0 |
| 411 | Stickstoffdünger | Nitrogenous fertilizers | Engrais azotés | 158.1 | 158.3 | 160.1 | 161.0 | 163.6 | 163.9 | 163.6 | 162.1 | 160.7 | 160.3 | 160.8 | 160.7 | 160.1 | 160.1 |
| 412 | Phosphatdünger | Phosphatic fertilizers | Engrais phosphatés | 123.9 | 124.0 | 126.2 | 127.2 | 130.2 | 130.3 | 130.9 | 130.7 | 130.1 | 130.6 | 128.9 | 128.9 | 127.5 | 127.5 |
| 413 | Kalidünger | Potassic fertilizers | Engrais potassiques | 129.6 | 130.5 | 131.3 | 131.4 | 132.6 | 132.8 | 132.8 | 132.8 | 132.5 | 132.6 | 132.6 | 132.6 | 132.0 | 132.0 |
| 42 | Mehrnährstoffdünger | Compound fertilizers | Engrais composés | 130.6 | 131.8 | 133.2 | 134.1 | 136.5 | 136.8 | 137.6 | 137.3 | 138.9 | 136.4 | 136.4 | 135.1 | 134.0 | 134.0 |
| 421 | NP-Dünger | NP fertilizers | Engrais NP | 139.7 | 140.6 | 142.3 | 143.2 | 146.0 | 147.1 | 148.3 | 148.6 | 148.3 | 148.6 | 148.1 | 147.7 | 144.5 | 144.5 |
| 422 | PK-Dünger | PK fertilizers | Engrais PK | - | - | - | - | - | - | - | - | - | - | - | - | - | - |
| 423 | NPK-Dünger | NPK fertilizers | Engrais NPK | 125.2 | 126.6 | 127.9 | 128.8 | 130.9 | 130.7 | 131.4 | 130.6 | 130.2 | 129.3 | 129.3 | 127.7 | 127.8 | 127.8 |
| 43 | Sonstige Dünge- und Bodenverbesserungsmittel | Other fertilizers, soil improvers | Autres engrais et amendements | 133.6 | 128.9 | 128.9 | 128.9 | 127.9 | 130.6 | 131.0 | 131.5 | 131.5 | 131.4 | 131.4 | 131.4 | 131.4 | 131.4 |
| 5 | Pflanzenschutzmittel | Plant protection products | Produits de protection des cultures | 129.8 | 129.7 | 129.8 | 129.8 | 130.2 | 130.6 | 130.2 | 128.7 | 129.3 | 129.3 | 129.6 | 129.5 | 129.8 | 129.8 |
| 51 | Fungizide | Fungicides | Fongicides | 127.9 | 128.1 | 127.9 | 127.8 | 128.8 | 129.4 | 129.2 | 129.7 | 130.5 | 130.2 | 130.9 | 130.8 | 130.9 | 130.9 |
| 52 | Insektizide | Insecticides | Insecticides | 125.5 | 125.7 | 126.6 | 126.6 | 128.0 | 127.8 | 128.2 | 128.6 | 129.0 | 128.9 | 129.0 | 129.0 | 129.1 | 129.1 |
| 53 | Herbizide | Herbicides | Herbicides | 138.2 | 137.7 | 137.6 | 137.6 | 138.2 | 138.8 | 138.1 | 133.1 | 133.9 | 134.2 | 134.2 | 134.2 | 134.8 | 134.8 |
| 54 | Sonstige | Other | Autres | 114.8 | 114.6 | 113.8 | 113.7 | 108.3 | 108.4 | 105.9 | 105.9 | 106.0 | 106.6 | 106.6 | 106.6 | 106.6 | 106.6 |
| 6 | Futtermittel | Animal feedingstuffs | Aliments des animaux | 124.4 | 123.9 | 124.9 | 125.4 | 126.1 | 125.6 | 126.2 | 126.6 | 129.2 | 126.4 | 126.3 | 126.1 | 124.6 | 124.6 |
| 61 | Einzelfuttermittel | Straight feedingstuffs | Aliments simples | 136.1 | 134.7 | 136.9 | 137.3 | 137.0 | 134.5 | 135.5 | 135.4 | 141.0 | 131.5 | 130.2 | 129.9 | 128.2 | 128.2 |
| 611 | Getreide und Mühlennachprodukte | Cereals and milling by-products | Céréales et sous-produits de meunerie | 124.2 | 120.2 | 124.7 | 125.9 | 125.5 | 122.2 | 123.1 | 126.0 | 125.9 | 118.2 | 117.1 | 117.1 | 112.1 | 112.1 |
| 612 | Ölkuchen bzw. -schrot | Oil-cakes | Tourteaux | 116.0 | 114.1 | 113.9 | 114.2 | 115.1 | 114.4 | 115.6 | 116.8 | 116.8 | 117.7 | 117.2 | 116.8 | 117.5 | 117.5 |
| 613 | Futtermittel tierischer Herkunft | Products of animal origin | Produits d'origine animale | 168.2 | 170.5 | 171.7 | 171.4 | 170.2 | 167.3 | 168.2 | 163.3 | 161.4 | 160.1 | 157.8 | 157.2 | 157.5 | 157.5 |
| 614 | Sonstige Einzelfuttermittel | Other | Autres | 149.2 | 149.2 | 149.2 | 149.2 | 143.0 | 143.8 | 140.3 | 140.3 | 140.4 | 140.4 | 141.2 | 140.4 | 140.7 | 140.7 |
| 62 | Mischfuttermittel | Compound feedingstuffs | Aliments composés | 118.8 | 118.7 | 119.3 | 119.8 | 120.9 | 121.4 | 121.8 | 122.4 | 123.6 | 123.9 | 124.5 | 124.4 | 122.8 | 122.8 |
| 621 | für Kälber | for calves | pour veaux | 110.2 | 110.0 | 110.4 | 111.4 | 113.1 | 113.0 | 114.4 | 114.6 | 115.2 | 115.8 | 116.2 | 115.3 | 114.8 | 114.8 |
| 622 | für Rinder (ohne Kälber) | for cattle (excluding calves) | pour bovins (autres que veaux) | 115.8 | 115.5 | 115.9 | 117.0 | 118.5 | 118.3 | 118.8 | 119.8 | 121.3 | 122.2 | 122.0 | 121.5 | 119.7 | 119.7 |
| 623 | für Schweine | for pigs | pour porcins | 121.2 | 121.4 | 122.7 | 122.6 | 123.0 | 124.5 | 124.4 | 125.1 | 126.0 | 126.4 | 126.4 | 125.8 | 125.4 | 125.4 |
| 624 | für Geflügel | for poultry | pour volailles | 122.7 | 122.9 | 122.9 | 123.2 | 124.5 | 124.8 | 125.4 | 125.4 | 126.8 | 126.4 | 126.8 | 128.9 | 126.4 | 126.4 |
| 625 | Sonstige | Other | Autres | 113.6 | 112.8 | 114.0 | 114.2 | 115.3 | 116.7 | 117.2 | 117.2 | 118.1 | 118.6 | 118.8 | 119.6 | 119.4 | 119.4 |
| 7 | Material und Kleinwerkzeug | Material and small tools | Matériel et petit outillage | 138.0 | 137.1 | 135.8 | 135.1 | 134.3 | 134.7 | 134.8 | 134.5 | 134.0 | 132.9 | 133.0 | 132.8 | 133.0 | 133.0 |
| 8 | Instandhaltung und Reparatur von Maschinen | Maintenance and repair of plant | Entretien et réparation du matériel | 125.1 | 125.1 | 128.3 | 128.3 | 127.9 | 130.2 | 130.2 | 130.2 | 133.0 | 133.0 | 133.0 | 133.4 | 133.4 | 133.4 |
| 9 | Instandhaltung und Reparatur von Wirtschaftsgebäuden und sonstigen Bauten | Maintenance and repair of agricultural buildings and other buildings | Entretien et réparation des bâtiments d'exploitation et autres ouvrages | 130.9 | 131.3 | 132.1 | 132.1 | 132.0 | 132.1 | 132.2 | 132.2 | 132.4 | 132.7 | 132.6 | 134.8 | 135.0 | 135.0 |
| 10 | Veterinärleistungen | Veterinary services | Services vétérinaires | 119.5 | 119.5 | 119.5 | 119.5 | 119.5 | 124.5 | 124.5 | 124.5 | 124.5 | 124.5 | 127.0 | 127.0 | 127.0 | 127.0 |
| 11 | Allgemeine Wirtschaftsausgaben | General expenses | Frais généraux | 102.2 | 102.0 | 103.1 | 102.7 | 102.9 | 101.7 | 100.7 | 100.6 | 98.9 | 98.1 | 96.8 | 96.7 | 96.5 | 96.5 |

NOMINALE PREISINDIZES / NOMINAL PRICE INDICES / INDICES DES PRIX NOMINAUX

1990 = 100 (ohne MwSt / excluding VAT / TVA exclue)



| | | | ITALIA | | | | | | | | | | | | |
|------|---|--|--------|-------|-------|-------|-------|-------|-------|-------|-------|-------|-------|-------|-------|
| | | | 1995 | oct | nov | dec | 1996 | feb | mar | apr | mai | jun | jul | aug | sep |
| | | | sep | | | | jan | | | | | | | | |
| 02 | WAREN UND DIENSTLEISTUNGEN LANDWIRTSCHAFTLICHER INVESTITIONEN | GOODS AND SERVICES CONTRIBUTING TO AGRICULTURAL INVESTMENT | 129.0 | 129.5 | 129.8 | 130.0 | 131.2 | 131.7 | 131.9 | 132.1 | 132.2 | 132.6 | 134.5 | 133.6 | 133.7 |
| 12 | Maschinen und andere Ausrüstungsgüter | Machinery and other equipment | 134.4 | 135.6 | 136.4 | 136.8 | 139.3 | 140.4 | 140.7 | 140.9 | 141.0 | 141.3 | 141.4 | 141.6 | 141.6 |
| 121 | Einachsschlepper und andere einachsige Motorgeräte | Rotovator and other 2-wheel equipment | 134.4 | 134.7 | 139.2 | 141.2 | 142.1 | 142.1 | 142.7 | 142.7 | 142.7 | 143.2 | 143.2 | 143.2 | 141.0 |
| 122 | Maschinen und Geräte für Kulturen | Machinery and plant for cultivating | 144.9 | 145.8 | 148.1 | 148.5 | 152.5 | 153.9 | 154.8 | 155.0 | 155.0 | 155.8 | 156.7 | 158.8 | 157.5 |
| 123 | Maschinen und Geräte für die Ernte | Machinery and plant for harvesting | 138.3 | 139.8 | 141.7 | 142.1 | 145.1 | 148.6 | 146.9 | 147.6 | 147.7 | 147.7 | 147.7 | 147.7 | 148.0 |
| 124 | Maschinen und Einrichtungen | Farm machinery and installations | 131.5 | 132.0 | 132.7 | 132.8 | 134.9 | 135.3 | 136.5 | 136.5 | 136.5 | 136.5 | 136.7 | 136.8 | 137.7 |
| 1241 | für die pflanzliche Erzeugung | for crop production | 142.1 | 143.0 | 143.0 | 143.0 | 145.9 | 145.9 | 146.2 | 146.2 | 146.2 | 146.2 | 146.2 | 146.1 | 147.1 |
| 1242 | für die tierische Erzeugung | for animal production | 120.0 | 120.0 | 122.0 | 122.0 | 122.0 | 122.0 | 122.0 | 122.0 | 122.0 | 122.0 | 122.0 | 122.0 | 122.0 |
| 1243 | Sonstige | Other | 124.3 | 124.5 | 125.5 | 125.6 | 128.2 | 129.6 | 132.9 | 132.9 | 132.9 | 132.9 | 133.5 | 134.1 | 135.3 |
| 125 | Ackerschlepper | Tractors | 131.3 | 133.2 | 133.2 | 133.7 | 136.4 | 137.6 | 137.7 | 137.9 | 137.9 | 138.3 | 138.3 | 138.3 | 138.3 |
| 126 | Sonstige Fahrzeuge | Other vehicles | 147.1 | 147.1 | 147.1 | 147.1 | 148.6 | 148.6 | 148.6 | 150.2 | 150.6 | 150.9 | 150.9 | 150.9 | 150.9 |
| 13 | Bauten | Buildings | 124.4 | 124.3 | 124.3 | 124.2 | 124.4 | 124.5 | 124.6 | 124.6 | 124.8 | 125.3 | 128.7 | 126.9 | 127.0 |
| 131 | Wirtschaftsgebäude | Farm buildings | 124.0 | 123.9 | 123.9 | 123.8 | 123.8 | 123.9 | 124.0 | 124.0 | 124.1 | 124.8 | 128.8 | 126.3 | 126.5 |
| 132 | Tiefbau- und Bodenverbesserungsarbeiten | Engineering and soil improvement operations | 125.6 | 125.6 | 125.6 | 125.5 | 126.1 | 126.1 | 126.1 | 126.3 | 126.8 | 126.8 | 128.5 | 128.5 | 128.5 |

NOMINALE PREISINDIZES / NOMINAL PRICE INDICES / INDICES DES PRIX NOMINAUX

1990 = 100 (ohne MwSt / excluding VAT / TVA exclue)



LUXEMBOURG

| | | | 1995 | 1995 | 1995 | 1995 | 1995 | 1996 | 1996 | 1996 | 1996 | 1996 | 1996 | 1996 | 1996 | | |
|-----|---|--|---|-------|-------|-------|-------|-------|-------|-------|-------|-------|-------|-------|-------|-------|------|
| | | | sep | oct | nov | dec | jan | feb | mar | apr | mal | jun | jul | aug | sep | | |
| 00 | INSGESAMT (01 + 02) | TOTAL (01 + 02) | TOTAL (01 + 02) | 108.0 | 108.4 | 108.2 | 107.9 | 110.1 | 110.2 | 110.4 | 110.7 | 111.1 | 111.1 | 110.5 | 110.8 | 111.1 | |
| 01 | WAREN UND DIENSTLEISTUNGEN DES LAUFENDEN LANDWIRTSCHAFTLICHEN VERBRAUCHS | GOODS AND SERVICES CURRENTLY CONSUMED IN AGRICULTURE | BIENS ET SERVICES DE CONSOMMATION COURANTE DE L'AGRICULTURE | 103.4 | 103.7 | 103.4 | 103.0 | 106.4 | 106.4 | 106.7 | 107.1 | 107.8 | 107.9 | 106.8 | 107.3 | 107.9 | |
| 1 | Saat- und Pflanzgut | Seeds | Semences et plants | 97.9 | 97.9 | 97.9 | 97.9 | 100.0 | 100.0 | 100.0 | 100.0 | 100.0 | 100.0 | 100.0 | 100.0 | 100.0 | |
| 2 | Nutz- und Zuchtvieh | Animals for rearing and production | Animaux d'élevage et de rente | 92.2 | 94.2 | 89.9 | 85.4 | 87.0 | 89.9 | 90.8 | 96.6 | 108.0 | 113.8 | 109.9 | 114.7 | 115.7 | |
| 3 | Energie und Schmierstoffe | Energy, lubricants | Energie et lubrifiants | 96.7 | 97.9 | 96.5 | 93.9 | 93.7 | 92.4 | 92.6 | 94.2 | 96.0 | 94.9 | 96.6 | 99.1 | 102.6 | |
| 31 | Heizstoffe | Fuels for heating | Combustibles | - | - | - | - | - | - | - | - | - | - | - | - | - | |
| 32 | Treibstoffe | Motor fuels | Carburants | 76.9 | 78.8 | 76.9 | 76.9 | 79.8 | 79.8 | 84.9 | 90.0 | 90.0 | 85.9 | 84.9 | 84.9 | 88.0 | |
| 33 | Elektrischer Strom | Electricity | Electricité | 111.3 | 111.9 | 110.9 | 106.5 | 104.0 | 101.7 | 98.3 | 97.3 | 100.4 | 101.6 | 105.3 | 109.6 | 113.4 | |
| 34 | Schmierstoffe | Lubricants | Lubrifiants | - | - | - | - | - | - | - | - | - | - | - | - | - | |
| 4 | Dünge- und Bodenverbesserungsmittel | Fertilizers, soil improvers | Engrais et amendements | 106.7 | 106.7 | 106.7 | 106.7 | 109.3 | 108.9 | 108.5 | 108.5 | 108.5 | 108.5 | 102.8 | 102.8 | 103.0 | |
| 41 | Einnährstoffdünger | Straight fertilizers | Engrais simples | 111.0 | 111.0 | 111.0 | 111.0 | 113.2 | 112.7 | 112.2 | 112.2 | 112.2 | 112.2 | 106.3 | 106.3 | 106.6 | |
| 411 | Stickstoffdünger | Nitrogenous fertilizers | Engrais azotés | 115.2 | 115.2 | 115.2 | 115.2 | 120.9 | 120.9 | 120.9 | 120.9 | 120.9 | 120.9 | 112.0 | 112.0 | 112.0 | |
| 412 | Phosphatdünger | Phosphatic fertilizers | Engrais phosphatés | 104.1 | 104.1 | 104.1 | 104.1 | 106.2 | 106.2 | 106.2 | 106.2 | 106.2 | 106.2 | 106.2 | 106.2 | 106.2 | |
| 413 | Kalidünger | Potassic fertilizers | Engrais potassiques | 102.1 | 102.1 | 102.1 | 102.1 | 94.2 | 92.0 | 89.7 | 89.7 | 89.7 | 89.7 | 89.7 | 89.7 | 91.2 | |
| 42 | Mehrnährstoffdünger | Compound fertilizers | Engrais composés | 89.0 | 89.0 | 89.0 | 89.0 | 93.3 | 93.3 | 93.3 | 93.3 | 93.3 | 93.3 | 88.3 | 88.3 | 88.3 | |
| 421 | NP-Dünger | NP fertilizers | Engrais NP | - | - | - | - | - | - | - | - | - | - | - | - | - | |
| 422 | PK-Dünger | PK fertilizers | Engrais PK | - | - | - | - | - | - | - | - | - | - | - | - | - | |
| 423 | NPK-Dünger | NPK fertilizers | Engrais NPK | 89.0 | 89.0 | 89.0 | 89.0 | 93.3 | 93.3 | 93.3 | 93.3 | 93.3 | 93.3 | 88.3 | 88.3 | 88.3 | |
| 43 | Sonstige Dünge- und Bodenverbesserungsmittel | Other fertilizers, soil improvers | Autres engrais et amendements | - | - | - | - | - | - | - | - | - | - | - | - | - | |
| 5 | Pflanzenschutzmittel | Plant protection products | Produits de protection des cultures | 107.8 | 107.8 | 107.8 | 107.8 | 119.0 | 119.0 | 119.0 | 119.0 | 119.0 | 119.0 | 119.0 | 119.0 | 119.0 | |
| 51 | Fungizide | Fungicides | Fongicides | 108.0 | 108.0 | 108.0 | 108.0 | 105.0 | 105.0 | 105.0 | 105.0 | 105.0 | 105.0 | 105.0 | 105.0 | 105.0 | |
| 52 | Insektizide | Insecticides | Insecticides | 116.9 | 116.9 | 116.9 | 116.9 | 115.2 | 115.2 | 115.2 | 115.2 | 115.2 | 115.2 | 115.2 | 115.2 | 115.2 | |
| 53 | Herbizide | Herbicides | Herbicides | 106.8 | 106.8 | 106.8 | 106.8 | 129.7 | 129.7 | 129.7 | 129.7 | 129.7 | 129.7 | 129.7 | 129.7 | 129.7 | |
| 54 | Sonstige | Other | Autres | - | - | - | - | - | - | - | - | - | - | - | - | - | |
| 6 | Futtermittel | Animal feedingstuffs | Aliments des animaux | 90.4 | 90.4 | 90.4 | 90.4 | 98.8 | 99.1 | 99.2 | 99.2 | 99.2 | 99.2 | 98.8 | 98.8 | 98.6 | 99.3 |
| 61 | Einzelfuttermittel | Straight feedingstuffs | Aliments simples | 63.6 | 63.6 | 63.6 | 63.6 | 66.7 | 69.0 | 69.6 | 69.6 | 69.6 | 69.6 | 66.3 | 66.3 | 64.9 | 64.9 |
| 611 | Getreide und Mühlennachprodukte | Cereals and milling by-products | Céréales et sous-produits de meunerie | 63.6 | 63.6 | 63.6 | 63.6 | 66.7 | 69.0 | 69.6 | 69.6 | 69.6 | 69.6 | 66.3 | 66.3 | 64.9 | 64.9 |
| 612 | Ölkuchen bzw. -schrot | Oil-cakes | Tourteaux | - | - | - | - | - | - | - | - | - | - | - | - | - | |
| 613 | Futtermittel tierischer Herkunft | Products of animal origin | Produits d'origine animale | - | - | - | - | - | - | - | - | - | - | - | - | - | |
| 614 | Sonstige Einzelfuttermittel | Other | Autres | - | - | - | - | - | - | - | - | - | - | - | - | - | |
| 62 | Mischfuttermittel | Compound feedingstuffs | Aliments composés | 93.7 | 93.7 | 93.7 | 93.7 | 102.8 | 102.8 | 102.8 | 102.8 | 102.8 | 102.8 | 102.8 | 102.8 | 103.5 | |
| 621 | für Kälber | for calves | pour veaux | 99.8 | 99.8 | 99.8 | 99.8 | 110.4 | 110.4 | 110.4 | 110.4 | 110.4 | 110.4 | 110.4 | 110.4 | 111.4 | |
| 622 | für Rinder (ohne Kälber) | for cattle (excluding calves) | pour bovins (autres que veaux) | 93.5 | 93.5 | 93.5 | 93.5 | 101.0 | 101.0 | 101.0 | 101.0 | 101.0 | 101.0 | 101.0 | 101.0 | 101.0 | |
| 623 | für Schweine | for pigs | pour porcins | 91.7 | 91.7 | 91.7 | 91.7 | 105.2 | 105.2 | 105.2 | 105.2 | 105.2 | 105.2 | 105.2 | 105.2 | 107.7 | |
| 624 | für Geflügel | for poultry | pour volailles | 102.9 | 102.9 | 102.9 | 102.9 | 109.9 | 109.9 | 109.9 | 109.9 | 109.9 | 109.9 | 109.9 | 109.9 | 109.9 | |
| 625 | Sonstige | Other | Autres | - | - | - | - | - | - | - | - | - | - | - | - | - | |
| 7 | Material und Kleinwerkzeug | Material and small tools | Matériel et petit outillage | 117.3 | 117.4 | 118.2 | 118.2 | 118.8 | 119.0 | 119.3 | 119.3 | 119.3 | 119.3 | 119.5 | 119.6 | 119.7 | |
| 8 | Instandhaltung und Reparatur von Maschinen | Maintenance and repair of plant | Entretien et réparation du matériel | 108.8 | 109.2 | 109.2 | 109.2 | 110.3 | 110.9 | 110.1 | 109.9 | 110.1 | 109.4 | 109.3 | 109.3 | 109.4 | |
| 9 | Instandhaltung und Reparatur von Wirtschaftsgebäuden und sonstigen Bauten | Maintenance and repair of agricultural buildings and other buildings | Entretien et réparation des bâtiments d'exploitation et autres ouvrages | 119.2 | 119.2 | 119.2 | 119.2 | 121.3 | 121.3 | 121.3 | 121.3 | 121.3 | 121.3 | 121.3 | 121.3 | 121.3 | |
| 10 | Veterinärleistungen | Veterinary services | Services vétérinaires | 133.0 | 133.0 | 133.0 | 133.0 | 133.0 | 133.0 | 139.7 | 139.7 | 139.7 | 139.7 | 139.7 | 139.7 | 139.7 | |
| 11 | Allgemeine Wirtschaftsausgaben | General expenses | Frais généraux | 113.8 | 114.7 | 114.7 | 114.7 | 114.0 | 113.9 | 114.1 | 113.9 | 113.9 | 113.9 | 114.0 | 114.0 | 114.0 | |

NOMINALE PREISINDIZES / NOMINAL PRICE INDICES / INDICES DES PRIX NOMINAUX

1990 = 100 (ohne MwSt / excluding VAT / TVA exclue)



LUXEMBOURG

| | | | 1995 | | | | 1996 | | | | | | | | |
|------|---|--|-------|-------|-------|-------|-------|-------|-------|-------|-------|-------|-------|-------|-------|
| | | | sep | oct | nov | dec | jan | feb | mar | apr | mai | jun | jul | aug | sep |
| 02 | WAREN UND DIENSTLEISTUNGEN LANDWIRTSCHAFTLICHER INVESTITIONEN | GOODS AND SERVICES CONTRIBUTING TO AGRICULTURAL INVESTMENT | 114.4 | 114.7 | 114.7 | 114.7 | 115.2 | 115.3 | 115.4 | 115.5 | 115.5 | 115.5 | 115.5 | 115.5 | 115.6 |
| 12 | Maschinen und andere Ausrüstungsgüter | Machinery and other equipment | 114.9 | 115.5 | 115.4 | 115.5 | 115.9 | 116.0 | 116.2 | 116.3 | 116.4 | 116.4 | 116.4 | 116.5 | 116.5 |
| 121 | Einachsschlepper und andere einachsige Motorgeräte | Rotovator and other 2-wheel equipment | 113.1 | 113.1 | 114.0 | 114.1 | 114.1 | 114.1 | 114.1 | 114.1 | 114.1 | 114.1 | 114.1 | 114.1 | 114.1 |
| 122 | Maschinen und Geräte für Kulturen | Machinery and plant for cultivating | 114.8 | 115.5 | 115.6 | 115.3 | 116.9 | 116.8 | 116.8 | 117.1 | 117.1 | 117.1 | 117.0 | 117.1 | 117.1 |
| 123 | Maschinen und Geräte für die Ernte | Machinery and plant for harvesting | 118.1 | 120.1 | 120.2 | 120.6 | 120.6 | 120.8 | 120.8 | 120.9 | 120.9 | 121.0 | 121.1 | 121.3 | 121.3 |
| 124 | Maschinen und Einrichtungen | Farm machinery and installations | 115.7 | 115.5 | 115.6 | 115.8 | 116.0 | 116.3 | 116.7 | 116.7 | 116.8 | 116.7 | 116.8 | 117.0 | 117.2 |
| 1241 | für die pflanzliche Erzeugung | for crop production | - | - | - | - | - | - | - | - | - | - | - | - | - |
| 1242 | für die tierische Erzeugung | for animal production | 115.7 | 115.5 | 115.6 | 115.8 | 116.0 | 116.3 | 116.7 | 116.7 | 116.8 | 116.7 | 116.8 | 117.0 | 117.2 |
| 1243 | Sonstige | Other | - | - | - | - | - | - | - | - | - | - | - | - | - |
| 125 | Ackerschlepper | Tractors | 111.1 | 111.1 | 110.6 | 110.6 | 110.6 | 110.5 | 111.1 | 111.1 | 111.1 | 111.1 | 111.1 | 111.1 | 111.1 |
| 126 | Sonstige Fahrzeuge | Other vehicles | 116.4 | 116.3 | 116.5 | 116.6 | 117.3 | 117.4 | 117.8 | 118.0 | 118.2 | 117.8 | 117.8 | 117.8 | 117.8 |
| 13 | Bauten | Buildings | 113.7 | 113.7 | 113.7 | 113.7 | 114.3 | 114.3 | 114.3 | 114.3 | 114.3 | 114.3 | 114.3 | 114.3 | 114.3 |
| 131 | Wirtschaftsgebäude | Farm buildings | 112.4 | 112.4 | 112.4 | 112.4 | 113.1 | 113.1 | 113.1 | 113.1 | 113.1 | 113.1 | 113.1 | 113.1 | 113.1 |
| 132 | Tiefbau- und Bodenverbesserungsarbeiten | Engineering and soil improvement operations | 125.4 | 125.4 | 125.4 | 125.4 | 125.2 | 125.2 | 125.2 | 125.2 | 125.2 | 125.2 | 125.2 | 125.2 | 125.2 |

NOMINALE PREISINDIZES / NOMINAL PRICE INDICES / INDICES DES PRIX NOMINAUX

1990 = 100 (ohne MwSt / excluding VAT / TVA exclue)



| | | | NEDERLAND | | | | | | | | | | | | | |
|-----|---|--|---|-------|-------|-------|-------|-------|-------|-------|-------|-------|-------|-------|-------|-------|
| | | | 1995 | | | | 1996 | | | | | | | | | |
| | | | sep | oct | nov | dec | jan | feb | mar | apr | mai | jun | jul | aug | sep | |
| 00 | INSGESAMT (01 + 02) | TOTAL (01 + 02) | TOTAL (01 + 02) | 102.3 | 104.0 | 104.0 | 104.7 | 105.7 | 107.4 | 108.6 | 108.2 | 108.7 | 111.3 | 114.9 | 108.9 | 108.7 |
| 01 | WAREN UND DIENSTLEISTUNGEN DES LAUFENDEN LANDWIRTSCHAFTLICHEN VERBRAUCHS | GOODS AND SERVICES CURRENTLY CONSUMED IN AGRICULTURE | BIENS ET SERVICES DE CONSOMMATION COURANTE DE L'AGRICULTURE | 99.7 | 101.9 | 102.0 | 102.9 | 104.2 | 106.5 | 108.0 | 107.5 | 108.2 | 111.6 | 116.4 | 108.4 | 108.2 |
| 1 | Saat- und Pflanzgut | Seeds | Semences et plants | 104.7 | 131.3 | 140.6 | 140.6 | 127.2 | 129.4 | 172.4 | 173.7 | 180.0 | 257.1 | 380.2 | 193.0 | 193.0 |
| 2 | Nutz- und Zuchtvieh | Animals for rearing and production | Animaux d'élevage et de rente | 70.0 | 68.6 | 68.6 | 68.6 | 65.8 | 110.2 | 73.1 | 67.7 | 66.9 | 67.6 | 70.7 | 63.2 | 63.2 |
| 3 | Energie und Schmierstoffe | Energy, lubricants | Energie et lubrifiants | 98.4 | 99.4 | 99.6 | 100.2 | 104.3 | 105.0 | 105.0 | 105.4 | 104.3 | 103.9 | 105.5 | 105.5 | 107.7 |
| 31 | Heizstoffe | Fuels for heating | Combustibles | 101.1 | 103.3 | 103.3 | 103.6 | 103.4 | 103.5 | 103.6 | 103.6 | 103.4 | 103.3 | 104.8 | 104.8 | 105.4 |
| 32 | Treibstoffe | Motor fuels | Carburants | 86.8 | 85.5 | 85.7 | 87.6 | 93.4 | 96.5 | 95.9 | 97.8 | 94.3 | 92.9 | 96.1 | 96.3 | 104.5 |
| 33 | Elektrischer Strom | Electricity | Electricité | 103.9 | 103.9 | 104.9 | 104.9 | 117.0 | 117.0 | 117.0 | 117.0 | 116.0 | 116.0 | 116.0 | 116.0 | 116.0 |
| 34 | Schmierstoffe | Lubricants | Lubrifiants | 100.4 | 100.4 | 100.4 | 100.4 | 123.6 | 123.6 | 123.6 | 123.6 | 123.6 | 123.6 | 123.6 | 123.6 | 123.6 |
| 4 | Dünge- und Bodenverbesserungsmittel | Fertilizers, soil improvers | Engrais et amendements | 106.7 | 105.0 | 106.2 | 107.3 | 107.4 | 110.3 | 109.9 | 110.3 | 110.1 | 109.4 | 108.0 | 107.0 | 106.9 |
| 41 | Einnährstoffdünger | Straight fertilizers | Engrais simples | 108.8 | 107.0 | 108.7 | 109.9 | 110.2 | 113.5 | 113.1 | 113.5 | 113.3 | 112.3 | 110.4 | 109.1 | 109.1 |
| 411 | Stickstoffdünger | Nitrogenous fertilizers | Engrais azotés | 110.3 | 108.3 | 110.3 | 111.6 | 112.4 | 116.3 | 115.7 | 116.1 | 115.8 | 114.7 | 112.4 | 111.1 | 111.1 |
| 412 | Phosphatdünger | Phosphatic fertilizers | Engrais phosphatés | 97.7 | 96.9 | 96.7 | 96.7 | 94.9 | 96.2 | 96.7 | 97.1 | 97.1 | 97.1 | 97.3 | 96.9 | 96.9 |
| 413 | Kalidünger | Potassic fertilizers | Engrais potassiques | 103.9 | 103.3 | 103.1 | 104.0 | 101.5 | 101.0 | 101.6 | 101.7 | 102.0 | 101.6 | 101.4 | 99.6 | 99.6 |
| 42 | Mehrnährstoffdünger | Compound fertilizers | Engrais composés | 101.3 | 99.8 | 100.2 | 101.2 | 101.7 | 103.8 | 103.5 | 103.9 | 103.9 | 103.5 | 103.2 | 102.5 | 102.3 |
| 421 | NP-Dünger | NP fertilizers | Engrais NP | 102.1 | 100.8 | 101.3 | 102.4 | 103.1 | 105.5 | 104.9 | 105.4 | 105.4 | 105.0 | 104.6 | 103.7 | 103.5 |
| 422 | PK-Dünger | PK fertilizers | Engrais PK | 93.6 | 93.4 | 92.4 | 92.9 | 90.5 | 92.7 | 93.1 | 93.1 | 93.1 | 93.1 | 93.1 | 93.1 | 93.1 |
| 423 | NPK-Dünger | NPK fertilizers | Engrais NPK | 99.5 | 96.4 | 96.2 | 96.9 | 97.0 | 98.0 | 98.6 | 98.9 | 99.0 | 98.4 | 98.5 | 98.5 | 98.4 |
| 43 | Sonstige Dünge- und Bodenverbesserungsmittel | Other fertilizers, soil improvers | Autres engrais et amendements | 113.5 | 113.0 | 113.6 | 113.7 | 108.6 | 109.5 | 109.5 | 109.6 | 109.6 | 109.6 | 109.1 | 109.3 | 109.1 |
| 5 | Pflanzenschutzmittel | Plant protection products | Produits de protection des cultures | 118.2 | 118.2 | 118.2 | 118.2 | 119.4 | 119.4 | 119.4 | 119.4 | 119.4 | 119.4 | 119.4 | 119.4 | 119.4 |
| 51 | Fungizide | Fungicides | Fongicides | 132.1 | 132.1 | 132.1 | 132.1 | 133.5 | 133.5 | 133.5 | 133.5 | 133.5 | 133.5 | 133.5 | 133.5 | 133.5 |
| 52 | Insektizide | Insecticides | Insecticides | 109.7 | 109.7 | 109.7 | 109.7 | 110.8 | 110.8 | 110.8 | 110.8 | 110.8 | 110.8 | 110.8 | 110.8 | 110.8 |
| 53 | Herbizide | Herbicides | Herbicides | 107.2 | 107.2 | 107.2 | 107.2 | 108.2 | 108.2 | 108.2 | 108.2 | 108.2 | 108.2 | 108.2 | 108.2 | 108.2 |
| 54 | Sonstige | Other | Autres | 119.2 | 119.2 | 119.2 | 119.2 | 120.4 | 120.4 | 120.4 | 120.4 | 120.4 | 120.4 | 120.4 | 120.4 | 120.4 |
| 6 | Futtermittel | Animal feedingstuffs | Aliments des animaux | 89.7 | 90.0 | 90.6 | 91.2 | 92.6 | 93.7 | 94.4 | 94.6 | 95.9 | 97.1 | 97.2 | 97.0 | 96.5 |
| 61 | Einzel Futtermittel | Straight feedingstuffs | Aliments simples | 100.3 | 103.0 | 102.2 | 103.8 | 105.1 | 106.0 | 108.5 | 108.3 | 111.9 | 113.9 | 113.1 | 112.3 | 112.0 |
| 611 | Getreide und Mühlennachprodukte | Cereals and milling by-products | Céréales et sous-produits de meunerie | 105.1 | 114.2 | 114.6 | 115.5 | 111.9 | 111.4 | 116.6 | 111.6 | 113.5 | 123.2 | 126.3 | 125.0 | 124.6 |
| 612 | Ölkuchen bzw. -schrot | Oil-cakes | Tourteaux | 88.8 | 88.8 | 91.3 | 96.3 | 103.6 | 105.2 | 107.3 | 110.7 | 117.7 | 115.5 | 112.6 | 110.0 | 111.9 |
| 613 | Futtermittel tierischer Herkunft | Products of animal origin | Produits d'origine animale | 143.1 | 144.0 | 139.5 | 133.1 | 134.0 | 129.4 | 124.0 | 132.2 | 139.5 | 131.3 | 131.3 | 140.4 | 144.9 |
| 614 | Sonstige Einzel Futtermittel | Other | Autres | 99.7 | 99.7 | 97.0 | 98.1 | 100.2 | 101.9 | 103.3 | 104.3 | 107.3 | 106.8 | 104.3 | 104.0 | 102.8 |
| 62 | Mischfuttermittel | Compound feedingstuffs | Aliments composés | 89.6 | 89.8 | 90.4 | 91.0 | 92.4 | 93.6 | 94.3 | 94.4 | 95.7 | 96.9 | 97.0 | 96.8 | 96.3 |
| 621 | für Kälber | for calves | pour veaux | 95.7 | 97.2 | 97.4 | 96.4 | 98.0 | 98.0 | 94.8 | 90.1 | 94.0 | 93.8 | 90.7 | 90.6 | 90.2 |
| 622 | für Rinder (ohne Kälber) | for cattle (excluding calves) | pour bovins (autres que veaux) | 90.2 | 90.5 | 91.5 | 92.3 | 93.3 | 95.0 | 96.7 | 97.8 | 99.2 | 101.2 | 102.0 | 101.7 | 100.8 |
| 623 | für Schweine | for pigs | pour porcs | 88.8 | 88.8 | 89.4 | 90.2 | 91.8 | 93.0 | 94.2 | 94.8 | 95.6 | 96.8 | 97.0 | 96.7 | 96.2 |
| 624 | für Geflügel | for poultry | pour volailles | 87.7 | 87.6 | 88.2 | 89.0 | 90.1 | 91.3 | 92.0 | 92.7 | 93.7 | 95.0 | 95.8 | 95.8 | 95.6 |
| 625 | Sonstige | Other | Autres | - | - | - | - | - | - | - | - | - | - | - | - | - |
| 7 | Material und Kleinwerkzeug | Material and small tools | Matériel et petit outillage | 107.0 | 107.0 | 108.0 | 108.0 | 107.0 | 107.0 | 107.0 | 108.0 | 108.0 | 108.0 | 108.0 | 108.0 | 107.0 |
| 8 | Instandhaltung und Reparatur von Maschinen | Maintenance and repair of plant | Entretien et réparation du matériel | 113.0 | 112.0 | 112.0 | 112.0 | 113.0 | 113.0 | 113.0 | 113.0 | 113.0 | 113.0 | 113.0 | 112.0 | 112.0 |
| 9 | Instandhaltung und Reparatur von Wirtschaftsgebäuden und sonstigen Bauten | Maintenance and repair of agricultural buildings and other buildings | Entretien et réparation des bâtiments d'exploitation et autres ouvrages | 113.0 | 113.0 | 113.0 | 113.0 | 114.0 | 114.0 | 114.0 | 114.0 | 114.0 | 115.0 | 115.0 | 115.0 | 115.0 |
| 10 | Veterinärleistungen | Veterinary services | Services vétérinaires | 112.3 | 112.3 | 112.3 | 112.3 | 122.1 | 122.1 | 122.1 | 122.1 | 122.1 | 122.1 | 122.1 | 122.1 | 122.1 |
| 11 | Allgemeine Wirtschaftsausgaben | General expenses | Frais généraux | 126.4 | 136.3 | 129.8 | 133.4 | 137.8 | 143.0 | 144.4 | 138.5 | 138.3 | 135.7 | 131.6 | 131.7 | 130.3 |

NOMINALE PREISINDIZES / NOMINAL PRICE INDICES / INDICES DES PRIX NOMINAUX

1990 = 100 (ohne MwSt / excluding VAT / TVA exclue)



NEDERLAND

| | | | 1995 | | | | | 1996 | | | | | | | |
|------|---|--|-------|-------|-------|-------|-------|-------|-------|-------|-------|-------|-------|-------|-------|
| | | | sep | oct | nov | dec | jan | feb | mar | apr | mai | jun | jul | aug | sep |
| 02 | WAREN UND DIENSTLEISTUNGEN LANDWIRTSCHAFTLICHER INVESTITIONEN | GOODS AND SERVICES CONTRIBUTING TO AGRICULTURAL INVESTMENT | 110.2 | 110.2 | 110.2 | 110.2 | 110.2 | 110.2 | 110.2 | 110.2 | 110.2 | 110.2 | 110.2 | 110.2 | 110.2 |
| 12 | Maschinen und andere Ausrüstungsgüter | Machinery and other equipment | 113.5 | 113.5 | 113.5 | 113.5 | 113.5 | 113.5 | 113.5 | 113.5 | 113.5 | 113.5 | 113.5 | 113.5 | 113.5 |
| 121 | Einachsschlepper und andere einachsige Motorgeräte | Rotovator and other 2-wheel equipment | 108.1 | 108.1 | 108.1 | 108.1 | 108.1 | 108.1 | 108.1 | 108.1 | 108.1 | 108.1 | 108.1 | 108.1 | 108.1 |
| 122 | Maschinen und Geräte für Kulturen | Machinery and plant for cultivating | 110.0 | 110.0 | 110.0 | 110.0 | 110.0 | 110.0 | 110.0 | 110.0 | 110.0 | 110.0 | 110.0 | 110.0 | 110.0 |
| 123 | Maschinen und Geräte für die Ernte | Machinery and plant for harvesting | 116.9 | 116.9 | 116.9 | 116.9 | 116.9 | 116.9 | 116.9 | 116.9 | 116.9 | 116.9 | 116.9 | 116.9 | 116.9 |
| 124 | Maschinen und Einrichtungen | Farm machinery and installations | 114.5 | 114.5 | 114.5 | 114.5 | 114.5 | 114.5 | 114.5 | 114.5 | 114.5 | 114.5 | 114.5 | 114.5 | 114.5 |
| 1241 | für die pflanzliche Erzeugung | for crop production | 114.7 | 114.7 | 114.7 | 114.7 | 114.7 | 114.7 | 114.7 | 114.7 | 114.7 | 114.7 | 114.7 | 114.7 | 114.7 |
| 1242 | für die tierische Erzeugung | for animal production | 113.7 | 113.7 | 113.7 | 113.7 | 113.7 | 113.7 | 113.7 | 113.7 | 113.7 | 113.7 | 113.7 | 113.7 | 113.7 |
| 1243 | Sonstige | Other | - | - | - | - | - | - | - | - | - | - | - | - | - |
| 125 | Ackerschlepper | Tractors | 113.9 | 113.9 | 113.9 | 113.9 | 113.9 | 113.9 | 113.9 | 113.9 | 113.9 | 113.9 | 113.9 | 113.9 | 113.9 |
| 126 | Sonstige Fahrzeuge | Other vehicles | 109.2 | 109.2 | 109.2 | 109.2 | 109.2 | 109.2 | 109.2 | 109.2 | 109.2 | 109.2 | 109.2 | 109.2 | 109.2 |
| 13 | Bauten | Buildings | 103.5 | 103.5 | 103.5 | 103.5 | 103.5 | 103.5 | 103.5 | 103.5 | 103.5 | 103.5 | 103.5 | 103.5 | 103.5 |
| 131 | Wirtschaftsgebäude | Farm buildings | 104.4 | 104.4 | 104.4 | 104.4 | 104.4 | 104.4 | 104.4 | 104.4 | 104.4 | 104.4 | 104.4 | 104.4 | 104.4 |
| 132 | Tiefbau- und Bodenverbesserungsarbeiten | Engineering and soil improvement operations | 100.0 | 100.0 | 100.0 | 100.0 | 100.0 | 100.0 | 100.0 | 100.0 | 100.0 | 100.0 | 100.0 | 100.0 | 100.0 |

NOMINALE PREISINDIZES / NOMINAL PRICE INDICES / INDICES DES PRIX NOMINAUX

1990 = 100 (ohne MwSt / excluding VAT / TVA exclue)



ÖSTERREICH

| | | | 1995 | | | | | 1996 | | | | | | | | |
|-----|---|--|---|-------|-------|-------|-------|-------|-------|-------|-------|-------|-------|-------|-------|-------|
| | | | sep | oct | nov | dec | jan | feb | mar | apr | mal | jun | jul | aug | sep | |
| 00 | INSGESAMT (01 + 02) | TOTAL (01 + 02) | TOTAL (01 + 02) | 106.6 | 107.1 | 107.1 | 107.1 | 109.8 | 109.4 | 109.5 | 110.2 | 110.2 | 110.1 | 109.8 | 110.4 | 110.8 |
| 01 | WAREN UND DIENSTLEISTUNGEN DES LAUFENDEN LANDWIRTSCHAFTLICHEN VERBRAUCHS | GOODS AND SERVICES CURRENTLY CONSUMED IN AGRICULTURE | BIENS ET SERVICES DE CONSOMMATION COURANTE DE L'AGRICULTURE | 99.1 | 99.2 | 99.2 | 99.2 | 103.5 | 102.8 | 102.9 | 103.9 | 103.8 | 103.7 | 102.9 | 103.9 | 104.6 |
| 1 | Saat- und Pflanzgut | Seeds | Semences et plants | 111.0 | 105.2 | 105.2 | 105.2 | 105.2 | 105.2 | 105.2 | 105.7 | 105.7 | 105.7 | 105.7 | 105.7 | 105.7 |
| 2 | Nutz- und Zuchtvieh | Animals for rearing and production | Animaux d'élevage et de rente | - | - | - | - | - | - | - | - | - | - | - | - | - |
| 3 | Energie und Schmierstoffe | Energy, lubricants | Energie et lubrifiants | 111.0 | 111.2 | 111.2 | 111.2 | 111.1 | 111.0 | 111.7 | 112.1 | 112.2 | 112.7 | 113.1 | 113.2 | 115.3 |
| 31 | Heizstoffe | Fuels for heating | Combustibles | : | : | : | : | : | : | : | : | : | : | : | : | : |
| 32 | Treibstoffe | Motor fuels | Carburants | : | : | : | : | : | : | : | : | : | : | : | : | : |
| 33 | Elektrischer Strom | Electricity | Electricité | : | : | : | : | : | : | : | : | : | : | : | : | : |
| 34 | Schmierstoffe | Lubricants | Lubrifiants | : | : | : | : | : | : | : | : | : | : | : | : | : |
| 4 | Dünge- und Bodenverbesserungsmittel | Fertilizers, soil improvers | Engrais et amendements | 56.7 | 57.8 | 57.8 | 57.8 | 54.1 | 54.1 | 54.1 | 56.8 | 56.8 | 56.8 | 56.8 | 56.8 | 56.8 |
| 41 | Einnährstoffdünger | Straight fertilizers | Engrais simples | 56.7 | 57.8 | 57.8 | 57.8 | 54.1 | 54.1 | 54.1 | 56.8 | 56.8 | 56.8 | 56.8 | 56.8 | 56.8 |
| 411 | Stickstoffdünger | Nitrogenous fertilizers | Engrais azotés | : | : | : | : | : | : | : | : | : | : | : | : | : |
| 412 | Phosphatdünger | Phosphatic fertilizers | Engrais phosphatés | : | : | : | : | : | : | : | : | : | : | : | : | : |
| 413 | Kalidünger | Potassic fertilizers | Engrais potassiques | : | : | : | : | : | : | : | : | : | : | : | : | : |
| 42 | Mehrnährstoffdünger | Compound fertilizers | Engrais composés | 56.7 | 57.8 | 57.8 | 57.8 | 54.1 | 54.1 | 54.1 | 56.8 | 56.8 | 56.8 | 56.8 | 56.8 | 56.8 |
| 421 | NP-Dünger | NP fertilizers | Engrais NP | : | : | : | : | : | : | : | : | : | : | : | : | : |
| 422 | PK-Dünger | PK fertilizers | Engrais PK | : | : | : | : | : | : | : | : | : | : | : | : | : |
| 423 | NPK-Dünger | NPK fertilizers | Engrais NPK | : | : | : | : | : | : | : | : | : | : | : | : | : |
| 43 | Sonstige Dünge- und Bodenverbesserungsmittel | Other fertilizers, soil improvers | Autres engrais et amendements | : | : | : | : | : | : | : | : | : | : | : | : | : |
| 5 | Pflanzenschutzmittel | Plant protection products | Produits de protection des cultures | 96.5 | 96.5 | 96.5 | 96.5 | 96.5 | 96.5 | 96.5 | 86.3 | 86.3 | 86.3 | 86.3 | 86.3 | 86.3 |
| 51 | Fungizide | Fungicides | Fongicides | : | : | : | : | : | : | : | : | : | : | : | : | : |
| 52 | Insektizide | Insecticides | Insecticides | : | : | : | : | : | : | : | : | : | : | : | : | : |
| 53 | Herbizide | Herbicides | Herbicides | : | : | : | : | : | : | : | : | : | : | : | : | : |
| 54 | Sonstige | Other | Autres | : | : | : | : | : | : | : | : | : | : | : | : | : |
| 6 | Futtermittel | Animal feedingstuffs | Aliments des animaux | 85.5 | 87.2 | 87.2 | 87.2 | 110.2 | 106.7 | 106.5 | 110.6 | 110.1 | 108.7 | 104.4 | 109.5 | 110.6 |
| 61 | Einzelfuttermittel | Straight feedingstuffs | Aliments simples | : | : | : | : | : | : | : | : | : | : | : | : | : |
| 611 | Getreide und Mühlennachprodukte | Cereals and milling by-products | Céréales et sous-produits de meunerie | : | : | : | : | : | : | : | : | : | : | : | : | : |
| 612 | Ölkuchen bzw. -schrot | Oil-cakes | Tourteaux | : | : | : | : | : | : | : | : | : | : | : | : | : |
| 613 | Futtermittel tierischer Herkunft | Products of animal origin | Produits d'origine animale | : | : | : | : | : | : | : | : | : | : | : | : | : |
| 614 | Sonstige Einzelfuttermittel | Other | Autres | : | : | : | : | : | : | : | : | : | : | : | : | : |
| 62 | Mischfuttermittel | Compound feedingstuffs | Aliments composés | : | : | : | : | : | : | : | : | : | : | : | : | : |
| 621 | für Kälber | for calves | pour veaux | : | : | : | : | : | : | : | : | : | : | : | : | : |
| 622 | für Rinder (ohne Kälber) | for cattle (excluding calves) | pour bovins (autres que veaux) | : | : | : | : | : | : | : | : | : | : | : | : | : |
| 623 | für Schweine | for pigs | pour porcins | : | : | : | : | : | : | : | : | : | : | : | : | : |
| 624 | für Geflügel | for poultry | pour volailles | : | : | : | : | : | : | : | : | : | : | : | : | : |
| 625 | Sonstige | Other | Autres | - | - | - | - | - | - | - | - | - | - | - | - | - |
| 7 | Material und Kleinwerkzeug | Material and small tools | Matériel et petit outillage | - | - | - | - | - | - | - | - | - | - | - | - | - |
| 8 | Instandhaltung und Reparatur von Maschinen | Maintenance and repair of plant | Entretien et réparation du matériel | 119.5 | 119.5 | 119.5 | 119.5 | 122.1 | 122.1 | 122.1 | 122.1 | 121.8 | 121.6 | 121.6 | 121.5 | 121.5 |
| 9 | Instandhaltung und Reparatur von Wirtschaftsgebäuden und sonstigen Bauten | Maintenance and repair of agricultural buildings and other buildings | Entretien et réparation des bâtiments d'exploitation et autres ouvrages | 125.3 | 125.3 | 125.3 | 125.3 | 125.6 | 125.7 | 125.6 | 125.6 | 127.4 | 127.3 | 127.3 | 127.1 | 127.2 |
| 10 | Veterinärleistungen | Veterinary services | Services vétérinaires | 96.8 | 96.8 | 96.8 | 96.8 | 96.9 | 96.9 | 96.9 | 96.9 | 96.5 | 96.5 | 96.5 | 96.5 | 96.5 |
| 11 | Allgemeine Wirtschaftsausgaben | General expenses | Frais généraux | 117.1 | 117.3 | 117.3 | 117.3 | 116.5 | 116.7 | 116.7 | 116.9 | 116.8 | 117.0 | 117.1 | 116.8 | 116.8 |

NOMINALE PREISINDIZES / NOMINAL PRICE INDICES / INDICES DES PRIX NOMINAUX

1990 = 100 (ohne MwSt / excluding VAT / TVA exclus)



ÖSTERREICH

| | | | 1995 | | | | 1996 | | | | | | | | |
|------|---|--|-------|-------|-------|-------|-------|-------|-------|-------|-------|-------|-------|-------|-------|
| | | | sep | oct | nov | dec | jan | feb | mar | apr | mai | jun | jul | aug | sep |
| 02 | WAREN UND DIENSTLEISTUNGEN LANDWIRTSCHAFTLICHER INVESTITIONEN | GOODS AND SERVICES CONTRIBUTING TO AGRICULTURAL INVESTMENT | 117.5 | 118.4 | 118.4 | 118.4 | 118.9 | 118.9 | 118.9 | 119.3 | 119.4 | 119.4 | 119.7 | 119.7 | 119.8 |
| 12 | Maschinen und andere Ausrüstungsgüter | Machinery and other equipment | 115.2 | 116.4 | 116.4 | 116.4 | 117.4 | 117.4 | 117.5 | 117.5 | 117.6 | 117.8 | 117.7 | 117.7 | 118.0 |
| 121 | Einachsschlepper und andere einachsige Motorgeräte | Rotovator and other 2-wheel equipment | - | - | - | - | - | - | - | - | - | - | - | - | - |
| 122 | Maschinen und Geräte für Kulturen | Machinery and plant for cultivating | : | : | : | : | : | : | : | : | : | : | : | : | : |
| 123 | Maschinen und Geräte für die Ernte | Machinery and plant for harvesting | : | : | : | : | : | : | : | : | : | : | : | : | : |
| 124 | Maschinen und Einrichtungen | Farm machinery and installations | : | : | : | : | : | : | : | : | : | : | : | : | : |
| 1241 | für die pflanzliche Erzeugung | for crop production | - | - | - | - | - | - | - | - | - | - | - | - | - |
| 1242 | für die tierische Erzeugung | for animal production | : | : | : | : | : | : | : | : | : | : | : | : | : |
| 1243 | Sonstige | Other | - | - | - | - | - | - | - | - | - | - | - | - | - |
| 125 | Ackerschlepper | Tractors | 114.1 | 116.0 | 116.0 | 116.0 | 116.1 | 116.1 | 116.1 | 116.1 | 116.4 | 116.4 | 116.4 | 116.4 | 116.4 |
| 126 | Sonstige Fahrzeuge | Other vehicles | : | : | : | : | : | : | : | : | : | : | : | : | : |
| 13 | Bauten | Buildings | 120.0 | 120.5 | 120.5 | 120.5 | 120.5 | 120.5 | 120.5 | 121.2 | 121.2 | 121.2 | 121.8 | 121.8 | 121.8 |
| 131 | Wirtschaftsgebäude | Farm buildings | - | - | - | - | - | - | - | - | - | - | - | - | - |
| 132 | Tiefbau- und Bodenverbesserungsarbeiten | Engineering and soil improvement operations | - | - | - | - | - | - | - | - | - | - | - | - | - |

NOMINALE PREISINDIZES / NOMINAL PRICE INDICES / INDICES DES PRIX NOMINAUX

1990 = 100 (ohne MwSt / excluding VAT / TVA exclue)



PORTUGAL

| | | | 1995 | | | | | 1996 | | | | | | | | |
|------|---|--|-------|-------|-------|-------|-------|-------|-------|-------|-------|-------|-------|-------|-------|--|
| | | | sep | oct | nov | dec | jan | feb | mar | apr | mai | jun | jul | aug | sep | |
| 02 | WAREN UND DIENSTLEISTUNGEN LANDWIRTSCHAFTLICHER INVESTITIONEN | GOODS AND SERVICES CONTRIBUTING TO AGRICULTURAL INVESTMENT | 153.6 | 151.3 | 151.3 | 151.3 | 155.9 | 154.5 | 154.8 | 157.9 | 157.6 | 157.3 | 158.0 | 158.4 | 158.2 | |
| 12 | Maschinen und andere Ausrüstungsgüter | Machinery and other equipment | 152.4 | 149.9 | 149.9 | 149.9 | 154.9 | 153.4 | 153.7 | 157.1 | 156.7 | 156.4 | 157.2 | 157.6 | 157.4 | |
| 121 | Einachsschlepper und andere einachsige Motorgeräte | Rotovator and other 2-wheel equipment | 110.4 | 110.5 | 110.5 | 110.5 | 113.2 | 113.2 | 113.2 | 113.1 | 113.1 | 113.4 | 113.4 | 113.4 | 113.4 | |
| 122 | Maschinen und Geräte für Kulturen | Machinery and plant for cultivating | 159.1 | 159.1 | 159.1 | 159.1 | 170.5 | 170.5 | 170.5 | 170.5 | 170.5 | 170.5 | 170.5 | 170.5 | 170.5 | |
| 123 | Maschinen und Geräte für die Ernte | Machinery and plant for harvesting | 197.9 | 197.9 | 197.9 | 197.9 | 198.6 | 198.6 | 198.6 | 198.6 | 198.6 | 199.2 | 199.2 | 199.2 | 199.2 | |
| 124 | Maschinen und Einrichtungen | Farm machinery and installations | : | : | : | : | : | : | : | : | : | : | : | : | : | |
| 1241 | für die pflanzliche Erzeugung | for crop production | - | - | - | - | - | - | - | - | - | - | - | - | - | |
| 1242 | für die tierische Erzeugung | for animal production | - | - | - | - | - | - | - | - | - | - | - | - | - | |
| 1243 | Sonstige | Other | - | - | - | - | - | - | - | - | - | - | - | - | - | |
| 125 | Ackerschlepper | Tractors | 148.5 | 144.1 | 144.1 | 144.1 | 146.8 | 144.1 | 144.7 | 150.7 | 150.1 | 149.4 | 150.8 | 151.5 | 151.1 | |
| 126 | Sonstige Fahrzeuge | Other vehicles | 152.4 | 149.9 | 149.9 | 149.9 | 154.9 | 153.4 | 153.7 | 157.1 | 156.7 | 156.4 | 157.2 | 157.6 | 157.4 | |
| 13 | Bauten | Buildings | 169.1 | 169.1 | 169.1 | 169.1 | 169.1 | 169.1 | 169.1 | 169.1 | 169.1 | 169.1 | 169.1 | 169.1 | 169.1 | |
| 131 | Wirtschaftsgebäude | Farm buildings | - | - | - | - | - | - | - | - | - | - | - | - | - | |
| 132 | Tiefbau- und Bodenverbesserungsarbeiten | Engineering and soil improvement operations | - | - | - | - | - | - | - | - | - | - | - | - | - | |

NOMINALE PREISINDIZES / NOMINAL PRICE INDICES / INDICES DES PRIX NOMINAUX

1990 = 100 (ohne MwSt / excluding VAT / TVA exclue)



SUOMI/FINLAND

| | | | 1995 | 1995 | 1995 | 1995 | 1995 | 1996 | 1996 | 1996 | 1996 | 1996 | 1996 | 1996 | 1996 |
|-----|---|--|-------|-------|-------|-------|-------|-------|-------|-------|-------|-------|-------|-------|-------|
| | | | sep | oct | nov | dec | jan | feb | mar | apr | mai | jun | jul | aug | sep |
| 00 | INSGESAMT (01 + 02) | TOTAL (01 + 02) | 85.4 | 85.4 | 85.5 | 85.9 | 86.8 | 87.4 | 87.5 | 87.8 | 88.4 | 88.3 | 87.2 | 87.1 | 88.3 |
| 01 | WAREN UND DIENSTLEISTUNGEN DES LAUFENDEN LANDWIRTSCHAFTLICHEN VERBRAUCHS | GOODS AND SERVICES CURRENTLY CONSUMED IN AGRICULTURE | 82.0 | 82.1 | 82.1 | 82.6 | 84.1 | 84.6 | 84.7 | 85.1 | 86.2 | 86.0 | 84.3 | 84.6 | 86.3 |
| 1 | Saat- und Pflanzgut | Seeds | 66.5 | 52.6 | 52.6 | 52.6 | 56.5 | 56.5 | 58.9 | 58.9 | 62.1 | 62.1 | 62.1 | 62.1 | 62.1 |
| 2 | Nutz- und Zuchtvieh | Animals for rearing and production | 64.8 | 61.5 | 61.0 | 62.1 | 61.9 | 62.1 | 61.0 | 56.1 | 54.9 | 54.4 | 54.4 | 55.4 | 56.2 |
| 3 | Energie und Schmierstoffe | Energy, lubricants | 91.3 | 89.0 | 88.2 | 92.1 | 97.3 | 100.4 | 98.8 | 100.4 | 99.6 | 97.6 | 98.8 | 97.6 | 103.5 |
| 31 | Heizstoffe | Fuels for heating | 88.6 | 84.9 | 83.6 | 89.9 | 94.3 | 99.3 | 96.8 | 99.3 | 98.1 | 94.9 | 96.8 | 94.9 | 104.3 |
| 32 | Treibstoffe | Motor fuels | 88.6 | 84.9 | 83.6 | 89.9 | 94.3 | 99.3 | 96.8 | 99.3 | 98.1 | 94.9 | 96.8 | 94.9 | 104.3 |
| 33 | Elektrischer Strom | Electricity | 94.9 | 94.9 | 94.9 | 94.9 | 101.7 | 101.7 | 101.7 | 101.7 | 101.7 | 101.7 | 101.7 | 101.7 | 101.7 |
| 34 | Schmierstoffe | Lubricants | 112.7 | 112.7 | 112.4 | 112.4 | 111.9 | 111.9 | 111.3 | 111.3 | 112.2 | 112.2 | 112.6 | 112.6 | 112.9 |
| 4 | Dünge- und Bodenverbesserungsmittel | Fertilizers, soil improvers | 92.4 | 94.2 | 95.0 | 95.9 | 96.6 | 98.3 | 99.1 | 100.2 | 100.2 | 100.2 | 90.2 | 92.0 | 92.9 |
| 41 | Einnährstoffdünger | Straight fertilizers | 89.3 | 90.3 | 91.3 | 92.3 | 93.3 | 95.3 | 96.3 | 97.3 | 97.3 | 97.3 | 92.3 | 94.3 | 95.3 |
| 411 | Stickstoffdünger | Nitrogenous fertilizers | 89.3 | 90.3 | 91.3 | 92.3 | 93.3 | 95.3 | 96.3 | 97.3 | 97.3 | 97.3 | 92.3 | 94.3 | 95.3 |
| 412 | Phosphatdünger | Phosphatic fertilizers | - | - | - | - | - | - | - | - | - | - | - | - | - |
| 413 | Kalidünger | Potassic fertilizers | - | - | - | - | - | - | - | - | - | - | - | - | - |
| 42 | Mehrnährstoffdünger | Compound fertilizers | 90.7 | 92.8 | 93.6 | 94.6 | 95.4 | 97.3 | 98.2 | 99.4 | 99.4 | 99.4 | 87.9 | 90.0 | 91.0 |
| 421 | NP-Dünger | NP fertilizers | - | - | - | - | - | - | - | - | - | - | - | - | - |
| 422 | PK-Dünger | PK fertilizers | - | - | - | - | - | - | - | - | - | - | - | - | - |
| 423 | NPK-Dünger | NPK fertilizers | 90.7 | 92.8 | 93.6 | 94.6 | 95.4 | 97.3 | 98.2 | 99.4 | 99.4 | 99.4 | 87.9 | 90.0 | 91.0 |
| 43 | Sonstige Dünge- und Bodenverbesserungsmittel | Other fertilizers, soil improvers | 109.0 | 109.0 | 109.0 | 109.0 | 109.0 | 109.0 | 109.0 | 109.0 | 109.0 | 109.0 | 109.0 | 109.0 | 109.0 |
| 5 | Pflanzenschutzmittel | Plant protection products | 92.6 | 92.6 | 92.6 | 92.6 | 91.7 | 91.7 | 91.7 | 91.7 | 92.5 | 92.5 | 92.5 | 92.5 | 92.5 |
| 51 | Fungizide | Fungicides | 107.6 | 107.6 | 107.6 | 107.6 | 101.8 | 101.8 | 101.8 | 101.8 | 109.2 | 109.2 | 109.2 | 109.2 | 109.2 |
| 52 | Insektizide | Insecticides | 93.0 | 93.0 | 93.0 | 93.0 | 90.8 | 90.8 | 90.8 | 90.8 | 98.1 | 98.1 | 98.1 | 98.1 | 98.1 |
| 53 | Herbizide | Herbicides | 90.0 | 90.0 | 90.0 | 90.0 | 90.0 | 90.0 | 90.0 | 90.0 | 89.5 | 89.5 | 89.5 | 89.5 | 89.5 |
| 54 | Sonstige | Other | - | - | - | - | - | - | - | - | - | - | - | - | - |
| 6 | Futtermittel | Animal feedingstuffs | 66.4 | 67.7 | 67.7 | 67.7 | 69.5 | 69.5 | 69.5 | 69.5 | 72.1 | 72.1 | 72.1 | 72.1 | 74.5 |
| 61 | Einzeluttermittel | Straight feedingstuffs | 118.2 | 118.2 | 118.2 | 118.2 | 112.2 | 112.2 | 112.2 | 112.2 | 115.1 | 115.1 | 115.1 | 115.1 | 116.9 |
| 611 | Getreide und Mühlennachprodukte | Cereals and milling by-products | - | - | - | - | - | - | - | - | - | - | - | - | - |
| 612 | Ölkuchen bzw. -schrot | Oil-cakes | - | - | - | - | - | - | - | - | - | - | - | - | - |
| 613 | Futtermittel tierischer Herkunft | Products of animal origin | - | - | - | - | - | - | - | - | - | - | - | - | - |
| 614 | Sonstige Einzeluttermittel | Other | 118.2 | 118.2 | 118.2 | 118.2 | 112.2 | 112.2 | 112.2 | 112.2 | 115.1 | 115.1 | 115.1 | 115.1 | 116.9 |
| 62 | Mischfuttermittel | Compound feedingstuffs | 64.0 | 65.4 | 65.4 | 65.4 | 67.6 | 67.6 | 67.6 | 67.6 | 70.1 | 70.1 | 70.1 | 70.1 | 72.5 |
| 621 | für Kälber | for calves | 56.5 | 56.5 | 56.5 | 56.5 | 58.3 | 58.3 | 58.3 | 58.3 | 59.9 | 59.9 | 59.9 | 59.9 | 61.8 |
| 622 | für Rinder (ohne Kälber) | for cattle (excluding calves) | 63.8 | 63.8 | 63.8 | 63.8 | 66.2 | 66.2 | 66.2 | 66.2 | 67.9 | 67.9 | 67.9 | 67.9 | 70.2 |
| 623 | für Schweine | for pigs | 63.7 | 67.3 | 67.3 | 67.3 | 70.4 | 70.4 | 70.4 | 70.4 | 73.8 | 73.8 | 73.8 | 73.8 | 76.4 |
| 624 | für Geflügel | for poultry | 59.1 | 59.1 | 59.1 | 59.1 | 59.8 | 59.8 | 59.8 | 59.8 | 62.8 | 62.8 | 62.8 | 62.8 | 65.5 |
| 625 | Sonstige | Other | 92.8 | 92.8 | 92.8 | 92.8 | 93.4 | 93.4 | 93.4 | 93.4 | 94.0 | 94.0 | 94.0 | 94.0 | 95.2 |
| 7 | Material und Kleinwerkzeug | Material and small tools | 96.8 | 97.6 | 97.7 | 97.8 | 97.1 | 97.4 | 98.1 | 98.5 | 99.1 | 99.3 | 98.8 | 98.8 | 98.2 |
| 8 | Instandhaltung und Reparatur von Maschinen | Maintenance and repair of plant | 95.7 | 95.7 | 95.5 | 95.2 | 95.2 | 94.0 | 94.0 | 94.0 | 95.0 | 95.0 | 95.0 | 95.0 | 94.9 |
| 9 | Instandhaltung und Reparatur von Wirtschaftsgebäuden und sonstigen Bauten | Maintenance and repair of agricultural buildings and other buildings | 94.0 | 93.9 | 93.9 | 93.9 | 93.2 | 93.0 | 93.1 | 93.0 | 93.6 | 93.6 | 94.3 | 94.8 | 95.2 |
| 10 | Veterinärleistungen | Veterinary services | 107.9 | 107.9 | 107.9 | 107.9 | 107.9 | 107.9 | 107.9 | 110.2 | 110.2 | 110.2 | 110.2 | 110.2 | 110.2 |
| 11 | Allgemeine Wirtschaftsausgaben | General expenses | 89.4 | 89.3 | 89.1 | 89.1 | 89.5 | 89.4 | 89.3 | 89.5 | 89.2 | 89.0 | 88.9 | 88.8 | 89.3 |

NOMINALE PREISINDIZES / NOMINAL PRICE INDICES / INDICES DES PRIX NOMINAUX

1990 = 100 (ohne MwSt / excluding VAT / TVA exclue)



SUOMI/FINLAND

| | | | 1995 | | | | 1996 | | | | | | | | |
|------|---|--|-------|-------|-------|-------|-------|-------|-------|-------|-------|-------|-------|-------|-------|
| | | | sep | oct | nov | dec | jan | feb | mar | apr | mai | jun | jul | aug | sep |
| 02 | WAREN UND DIENSTLEISTUNGEN LANDWIRTSCHAFTLICHER INVESTITIONEN | GOODS AND SERVICES CONTRIBUTING TO AGRICULTURAL INVESTMENT | 92.6 | 92.6 | 93.0 | 93.0 | 92.6 | 93.5 | 93.5 | 93.6 | 93.2 | 93.2 | 93.3 | 92.5 | 92.6 |
| 12 | Maschinen und andere Ausrüstungsgüter | Machinery and other equipment | 93.5 | 93.5 | 94.3 | 94.3 | 94.0 | 95.3 | 95.3 | 95.3 | 94.7 | 94.7 | 94.7 | 93.4 | 93.4 |
| 121 | Einachsschlepper und andere einachsige Motorgeräte | Rotovator and other 2-wheel equipment | - | - | - | - | - | - | - | - | - | - | - | - | - |
| 122 | Maschinen und Geräte für Kulturen | Machinery and plant for cultivating | 106.7 | 106.7 | 107.9 | 107.9 | 107.9 | 112.0 | 112.0 | 112.0 | 112.0 | 112.0 | 112.0 | 112.0 | 112.0 |
| 123 | Maschinen und Geräte für die Ernte | Machinery and plant for harvesting | 89.1 | 89.1 | 92.2 | 92.2 | 90.2 | 90.2 | 90.2 | 90.2 | 90.2 | 90.2 | 90.2 | 90.2 | 90.2 |
| 124 | Maschinen und Einrichtungen | Farm machinery and installations | 89.7 | 89.7 | 91.0 | 91.0 | 91.0 | 93.2 | 93.2 | 93.2 | 92.6 | 92.6 | 92.6 | 92.9 | 92.9 |
| 1241 | für die pflanzliche Erzeugung | for crop production | - | - | - | - | - | - | - | - | - | - | - | - | - |
| 1242 | für die tierische Erzeugung | for animal production | 89.7 | 89.7 | 91.0 | 91.0 | 91.0 | 93.2 | 93.2 | 93.2 | 92.6 | 92.6 | 92.6 | 92.9 | 92.9 |
| 1243 | Sonstige | Other | - | - | - | - | - | - | - | - | - | - | - | - | - |
| 125 | Ackerschlepper | Tractors | 88.9 | 88.9 | 89.3 | 89.3 | 89.3 | 89.6 | 89.6 | 89.6 | 88.5 | 88.5 | 88.5 | 86.2 | 86.2 |
| 126 | Sonstige Fahrzeuge | Other vehicles | 97.8 | 97.8 | 95.3 | 95.3 | 95.3 | 96.6 | 96.6 | 96.6 | 96.6 | 96.6 | 96.6 | 95.0 | 95.0 |
| 13 | Bauten | Buildings | 90.3 | 90.1 | 90.0 | 89.9 | 89.2 | 89.0 | 89.1 | 89.3 | 89.4 | 89.6 | 90.0 | 90.3 | 90.7 |
| 131 | Wirtschaftsgebäude | Farm buildings | 90.3 | 90.1 | 90.0 | 89.9 | 89.2 | 89.0 | 89.1 | 89.3 | 89.4 | 89.6 | 90.0 | 90.3 | 90.7 |
| 132 | Tiefbau- und Bodenverbesserungsarbeiten | Engineering and soil improvement operations | 92.0 | 92.3 | 91.9 | 92.5 | 91.6 | 91.6 | 91.5 | 91.7 | 91.3 | 91.3 | 91.3 | 91.7 | 92.1 |

NOMINALE PREISINDIZES / NOMINAL PRICE INDICES / INDICES DES PRIX NOMINAUX

1990 = 100 (ohne MwSt / excluding VAT / TVA exclue)



| | | | SVERIGE | | | | | | | | | | | | | |
|-----|---|--|---|-------|-------|-------|-------|-------|-------|-------|-------|-------|-------|-------|-------|-------|
| | | | 1995 | | | | 1996 | | | | | | | | | |
| | | | sep | oct | nov | dec | jan | feb | mar | apr | mai | jun | jul | aug | sep | |
| 00 | INSGESAMT (01 + 02) | TOTAL (01 + 02) | TOTAL (01 + 02) | 115.2 | 117.4 | 117.2 | 117.5 | 119.7 | 120.5 | 121.2 | 121.3 | 121.4 | 121.0 | 120.7 | 121.1 | 121.6 |
| 01 | WAREN UND DIENSTLEISTUNGEN DES LAUFENDEN LANDWIRTSCHAFTLICHEN VERBRAUCHS | GOODS AND SERVICES CURRENTLY CONSUMED IN AGRICULTURE | BIENS ET SERVICES DE CONSOMMATION COURANTE DE L'AGRICULTURE | 111.4 | 114.4 | 114.1 | 114.6 | 117.3 | 118.3 | 119.2 | 119.3 | 119.3 | 118.9 | 118.5 | 119.0 | 119.8 |
| 1 | Saat- und Pflanzgut | Seeds | Semences et plants | 88.5 | 81.1 | 81.1 | 81.1 | 82.0 | 87.7 | 90.0 | 90.0 | 90.0 | 90.0 | 90.0 | 91.6 | 91.6 |
| 2 | Nutz- und Zuchtvieh | Animals for rearing and production | Animaux d'élevage et de rente | - | - | - | - | - | - | - | - | - | - | - | - | - |
| 3 | Energie und Schmierstoffe | Energy, lubricants | Energie et lubrifiants | 126.1 | 148.2 | 146.5 | 147.9 | 155.5 | 157.0 | 159.6 | 159.5 | 158.0 | 154.1 | 154.7 | 157.9 | 162.6 |
| 31 | Heizstoffe | Fuels for heating | Combustibles | 113.8 | 111.5 | 107.8 | 111.0 | 114.8 | 118.3 | 124.1 | 123.9 | 121.3 | 114.9 | 116.4 | 123.5 | 133.3 |
| 32 | Treibstoffe | Motor fuels | Carburants | 123.3 | 176.5 | 174.3 | 176.2 | 182.1 | 184.0 | 187.3 | 187.3 | 185.0 | 178.7 | 179.4 | 183.4 | 189.9 |
| 33 | Elektrischer Strom | Electricity | Electricité | 136.0 | 139.6 | 139.6 | 139.6 | 150.9 | 150.9 | 150.9 | 150.9 | 150.9 | 150.9 | 150.9 | 150.9 | 150.9 |
| 34 | Schmierstoffe | Lubricants | Lubrifiants | - | - | - | - | - | - | - | - | - | - | - | - | - |
| 4 | Dünge- und Bodenverbesserungsmittel | Fertilizers, soil improvers | Engrais et amendements | 108.3 | 108.8 | 109.4 | 110.9 | 109.7 | 111.3 | 111.8 | 112.4 | 112.8 | 112.9 | 108.8 | 108.9 | 109.0 |
| 41 | Einträglichdünger | Straight fertilizers | Engrais simples | 116.5 | 117.0 | 117.8 | 119.9 | 119.9 | 119.9 | 119.9 | 119.9 | 119.9 | 119.9 | 119.9 | 119.9 | 119.9 |
| 411 | Stickstoffdünger | Nitrogenous fertilizers | Engrais azotés | 116.5 | 117.0 | 117.8 | 119.9 | 119.9 | 119.9 | 119.9 | 119.9 | 119.9 | 119.9 | 119.9 | 119.9 | 119.9 |
| 412 | Phosphatdünger | Phosphatic fertilizers | Engrais phosphatés | - | - | - | - | - | - | - | - | - | - | - | - | - |
| 413 | Kalidünger | Potassic fertilizers | Engrais potassiques | - | - | - | - | - | - | - | - | - | - | - | - | - |
| 42 | Mehrnährstoffdünger | Compound fertilizers | Engrais composés | 98.5 | 99.1 | 99.4 | 100.4 | 97.7 | 101.2 | 102.3 | 103.4 | 104.4 | 104.5 | 95.9 | 96.1 | 96.2 |
| 421 | NP-Dünger | NP fertilizers | Engrais NP | - | - | - | - | - | - | - | - | - | - | - | - | - |
| 422 | PK-Dünger | PK fertilizers | Engrais PK | - | - | - | - | - | - | - | - | - | - | - | - | - |
| 423 | NPK-Dünger | NPK fertilizers | Engrais NPK | - | - | - | - | - | - | - | - | - | - | - | - | - |
| 43 | Sonstige Dünge- und Bodenverbesserungsmittel | Other fertilizers, soil improvers | Autres engrais et amendements | 129.5 | 129.5 | 129.5 | 129.5 | 130.5 | 130.5 | 130.5 | 130.5 | 130.5 | 130.5 | 130.5 | 130.5 | 130.5 |
| 5 | Pflanzenschutzmittel | Plant protection products | Produits de protection des cultures | 105.4 | 105.4 | 105.5 | 105.5 | 106.2 | 106.3 | 107.6 | 107.6 | 107.6 | 107.6 | 107.6 | 107.6 | 107.6 |
| 51 | Fungizide | Fungicides | Fongicides | 105.1 | 105.1 | 105.1 | 105.1 | 106.2 | 106.3 | 107.6 | 107.6 | 107.6 | 107.6 | 107.3 | 107.3 | 107.3 |
| 52 | Insektizide | Insecticides | Insecticides | 152.7 | 152.7 | 152.7 | 152.7 | 155.3 | 155.4 | 161.5 | 161.5 | 161.5 | 161.5 | 161.5 | 161.5 | 161.5 |
| 53 | Herbizide | Herbicides | Herbicides | 102.4 | 102.4 | 102.5 | 102.5 | 103.1 | 103.1 | 104.2 | 104.2 | 104.2 | 104.2 | 104.2 | 104.2 | 104.2 |
| 54 | Sonstige | Other | Autres | - | - | - | - | - | - | - | - | - | - | - | - | - |
| 6 | Futtermittel | Animal feedingstuffs | Aliments des animaux | 89.7 | 89.1 | 88.2 | 88.6 | 89.2 | 90.3 | 91.4 | 91.3 | 92.2 | 92.7 | 92.8 | 92.7 | 92.5 |
| 61 | Einzelfuttermittel | Straight feedingstuffs | Aliments simples | 104.4 | 100.7 | 101.4 | 102.8 | 104.6 | 106.0 | 106.7 | 107.4 | 108.1 | 108.2 | 108.3 | 108.5 | 108.8 |
| 611 | Getreide und Mählennachprodukte | Cereals and milling by-products | Céréales et sous-produits de meunerie | - | - | - | - | - | - | - | - | - | - | - | - | - |
| 612 | Ölkuchen bzw. -schrot | Oil-cakes | Tourteaux | - | - | - | - | - | - | - | - | - | - | - | - | - |
| 613 | Futtermittel tierischer Herkunft | Products of animal origin | Produits d'origine animale | - | - | - | - | - | - | - | - | - | - | - | - | - |
| 614 | Sonstige Einzelfuttermittel | Other | Autres | - | - | - | - | - | - | - | - | - | - | - | - | - |
| 62 | Mischfuttermittel | Compound feedingstuffs | Aliments composés | 88.2 | 87.8 | 86.8 | 87.1 | 87.6 | 88.7 | 89.8 | 89.6 | 90.5 | 91.1 | 91.2 | 91.1 | 90.8 |
| 621 | für Küber | for calves | pour veaux | - | - | - | - | - | - | - | - | - | - | - | - | - |
| 622 | für Rinder (ohne Küber) | for cattle (excluding calves) | pour bovins (autres que veaux) | 86.7 | 86.5 | 85.5 | 85.6 | 86.3 | 87.5 | 88.7 | 88.4 | 89.9 | 90.6 | 90.8 | 90.5 | 90.5 |
| 623 | für Schweine | for pigs | pour porcins | 88.0 | 87.5 | 86.7 | 87.1 | 87.5 | 88.6 | 89.6 | 89.8 | 89.8 | 90.1 | 90.2 | 90.0 | 89.3 |
| 624 | für Geflügel | for poultry | pour volailles | 92.2 | 91.8 | 90.2 | 91.0 | 91.3 | 91.8 | 92.7 | 92.6 | 93.2 | 93.8 | 93.9 | 94.3 | 93.8 |
| 625 | Sonstige | Other | Autres | - | - | - | - | - | - | - | - | - | - | - | - | - |
| 7 | Material und Kleinwerkzeug | Material and small tools | Matériel et petit outillage | - | - | - | - | - | - | - | - | - | - | - | - | - |
| 8 | Instandhaltung und Reparatur von Maschinen | Maintenance and repair of plant | Entretien et réparation du matériel | 132.8 | 134.6 | 135.0 | 135.0 | 142.8 | 143.5 | 143.6 | 144.5 | 144.5 | 144.8 | 144.9 | 144.9 | 145.3 |
| 9 | Instandhaltung und Reparatur von Wirtschaftsgebäuden und sonstigen Bauten | Maintenance and repair of agricultural buildings and other buildings | Entretien et réparation des bâtiments d'exploitation et autres ouvrages | 117.6 | 117.6 | 117.5 | 117.2 | 116.8 | 116.5 | 116.3 | 116.9 | 116.9 | 116.8 | 116.5 | 116.6 | 116.7 |
| 10 | Veterinärleistungen | Veterinary services | Services vétérinaires | 146.8 | 146.8 | 146.8 | 147.1 | 149.4 | 149.4 | 149.5 | 149.5 | 149.5 | 149.5 | 149.6 | 149.6 | 149.7 |
| 11 | Allgemeine Wirtschaftsausgaben | General expenses | Frais généraux | 119.9 | 120.2 | 120.6 | 120.3 | 123.4 | 123.0 | 122.7 | 122.3 | 122.0 | 121.4 | 121.8 | 121.5 | 121.9 |

NOMINALE PREISINDIZES / NOMINAL PRICE INDICES / INDICES DES PRIX NOMINAUX

1990 = 100 (ohne MwSt / excluding VAT / TVA exclue)



| | | | SVERIGE | | | | | | | | | | | | |
|------|---|--|---|-------|-------|-------|-------|-------|-------|-------|-------|-------|-------|-------|-------|
| | | | 1995 | | | | 1996 | | | | | | | | |
| | | | sep | oct | nov | dec | jan | feb | mar | apr | mai | jun | jul | aug | sep |
| 02 | WAREN UND DIENSTLEISTUNGEN LANDWIRTSCHAFTLICHER INVESTITIONEN | GOODS AND SERVICES CONTRIBUTING TO AGRICULTURAL INVESTMENT | BIENS ET SERVICES CONCOURANT AUX INVESTISSEMENTS DE L'AGRICULTURE | 127.8 | 127.2 | 127.3 | 127.3 | 127.6 | 127.7 | 128.1 | 128.0 | 128.1 | 128.0 | 128.0 | 127.8 |
| 12 | Maschinen und andere Ausrüstungsgüter | Machinery and other equipment | Machines et autres biens d'équipement | 130.0 | 129.3 | 129.4 | 129.4 | 129.9 | 130.0 | 130.5 | 130.3 | 130.5 | 130.5 | 130.5 | 130.4 |
| 121 | Einachsschlepper und andere einachsige Motorgeräte | Rotovator and other 2-wheel equipment | Motoculteurs et autre matériel à 2 roues | - | - | - | - | - | - | - | - | - | - | - | - |
| 122 | Maschinen und Geräte für Kulturen | Machinery and plant for cultivating | Machines et matériel pour la culture | 131.8 | 131.8 | 132.5 | 132.5 | 135.7 | 136.0 | 136.0 | 136.0 | 136.0 | 136.0 | 136.0 | 136.0 |
| 123 | Maschinen und Geräte für die Ernte | Machinery and plant for harvesting | Machines et matériel pour la récolte | 153.5 | 148.7 | 148.9 | 148.9 | 148.9 | 148.9 | 148.9 | 148.9 | 148.5 | 148.5 | 148.5 | 147.5 |
| 124 | Maschinen und Einrichtungen | Farm machinery and installations | Machines et installations agricoles | 124.2 | 124.0 | 124.0 | 124.2 | 125.2 | 125.5 | 126.7 | 126.7 | 126.7 | 126.7 | 126.8 | 126.8 |
| 1241 | für die pflanzliche Erzeugung | for crop production | pour la production végétale | 133.1 | 133.0 | 133.4 | 133.4 | 134.9 | 134.9 | 134.9 | 134.9 | 134.9 | 134.9 | 134.9 | 134.9 |
| 1242 | für die tierische Erzeugung | for animal production | pour la production animale | 120.6 | 120.6 | 120.5 | 120.5 | 121.0 | 121.0 | 123.3 | 123.3 | 123.3 | 123.3 | 123.3 | 123.3 |
| 1243 | Sonstige | Other | Autres | 124.2 | 123.5 | 123.5 | 124.0 | 125.9 | 126.8 | 126.8 | 126.8 | 126.8 | 126.8 | 127.4 | 127.4 |
| 125 | Ackerschlepper | Tractors | Tracteurs | 124.6 | 125.2 | 125.2 | 125.2 | 124.8 | 124.8 | 124.8 | 124.1 | 124.8 | 124.8 | 124.8 | 124.8 |
| 126 | Sonstige Fahrzeuge | Other vehicles | Autres véhicules | - | - | - | - | - | - | - | - | - | - | - | - |
| 13 | Bauten | Buildings | Ouvrages | 117.9 | 117.8 | 117.8 | 117.6 | 117.3 | 117.1 | 116.9 | 117.5 | 117.5 | 117.0 | 116.6 | 116.5 |
| 131 | Wirtschaftsgebäude | Farm buildings | Bâtiments d'exploitation | 119.5 | 119.4 | 119.3 | 119.0 | 118.6 | 118.3 | 118.1 | 118.0 | 117.9 | 117.3 | 116.9 | 116.5 |
| 132 | Tiefbau- und Bodenverbesserungsarbeiten | Engineering and soil improvement operations | Ouvrages de génie civil et amélioration des terres | 114.5 | 114.5 | 114.5 | 114.5 | 114.5 | 114.5 | 114.5 | 116.5 | 116.5 | 116.5 | 116.5 | 116.5 |

NOMINALE PREISINDIZES / NOMINAL PRICE INDICES / INDICES DES PRIX NOMINAUX

1990 = 100 (ohne MwSt / excluding VAT / TVA exclue)



UNITED KINGDOM

| | | | 1995 | | | | | 1996 | | | | | | | | |
|-----|---|--|---|-------|-------|-------|-------|-------|-------|-------|-------|-------|-------|-------|-------|-------|
| | | | sep | oct | nov | dec | jan | feb | mar | apr | mai | jun | jul | aug | sep | |
| 00 | INSGESAMT (01 + 02) | TOTAL (01 + 02) | TOTAL (01 + 02) | 117.0 | 117.6 | 118.0 | 120.4 | 121.4 | 122.1 | 122.9 | 123.3 | 123.8 | 123.1 | 122.9 | 122.2 | 122.1 |
| 01 | WAREN UND DIENSTLEISTUNGEN DES LAUFENDEN LANDWIRTSCHAFTLICHEN VERBRAUCHS | GOODS AND SERVICES CURRENTLY CONSUMED IN AGRICULTURE | BIENS ET SERVICES DE CONSOMMATION COURANTE DE L'AGRICULTURE | 116.2 | 116.8 | 117.8 | 120.0 | 121.2 | 121.9 | 122.7 | 123.2 | 123.8 | 122.9 | 122.6 | 121.8 | 121.7 |
| 1 | Saat- und Pflanzgut | Seeds | Semences et plants | 130.6 | 131.2 | 130.0 | 156.8 | 150.1 | 154.1 | 153.0 | 153.4 | 154.4 | 154.4 | 154.4 | 138.8 | 137.3 |
| 2 | Nutz- und Zuchtvieh | Animals for rearing and production | Animaux d'élevage et de rente | 125.0 | 125.0 | 125.0 | 125.0 | 140.0 | 140.0 | 140.0 | 137.6 | 138.4 | 138.4 | 138.4 | 138.4 | 138.4 |
| 3 | Energie und Schmierstoffe | Energy, lubricants | Energie et lubrifiants | 111.6 | 110.3 | 110.7 | 119.6 | 114.8 | 114.1 | 115.1 | 116.3 | 114.4 | 112.5 | 113.6 | 115.7 | 119.6 |
| 31 | Heizstoffe | Fuels for heating | Combustibles | 94.5 | 91.4 | 93.6 | 101.3 | 102.9 | 104.6 | 108.6 | 111.9 | 104.8 | 99.7 | 103.0 | 106.5 | 114.3 |
| 32 | Treibstoffe | Motor fuels | Carburants | 128.5 | 127.0 | 126.1 | 135.3 | 135.0 | 131.0 | 130.7 | 131.6 | 131.5 | 130.2 | 130.3 | 133.5 | 138.6 |
| 33 | Elektrischer Strom | Electricity | Electricité | 111.2 | 111.2 | 111.2 | 111.2 | 107.7 | 107.7 | 107.7 | 107.7 | 107.7 | 107.7 | 107.7 | 107.7 | 107.7 |
| 34 | Schmierstoffe | Lubricants | Lubrifiants | 110.1 | 111.7 | 112.4 | 183.9 | 110.2 | 110.7 | 109.8 | 108.7 | 112.0 | 112.9 | 113.5 | 115.1 | 117.7 |
| 4 | Dünge- und Bodenverbesserungsmittel | Fertilizers, soil improvers | Engrais et amendements | 103.9 | 104.5 | 106.0 | 108.0 | 111.4 | 113.9 | 116.1 | 118.3 | 118.9 | 110.2 | 108.9 | 110.1 | 111.3 |
| 41 | Einnährstoffdünger | Straight fertilizers | Engrais simples | 100.2 | 100.8 | 102.3 | 104.7 | 107.2 | 109.7 | 111.7 | 113.9 | 114.4 | 105.8 | 104.6 | 105.8 | 107.1 |
| 411 | Stickstoffdünger | Nitrogenous fertilizers | Engrais azotés | 99.7 | 100.2 | 101.7 | 103.5 | 107.5 | 110.1 | 112.3 | 114.5 | 115.0 | 105.9 | 104.4 | 105.6 | 107.0 |
| 412 | Phosphatdünger | Phosphatic fertilizers | Engrais phosphatés | 108.6 | 111.6 | 113.3 | 124.3 | 102.1 | 102.1 | 102.1 | 103.8 | 103.8 | 104.6 | 108.4 | 108.6 | 108.6 |
| 413 | Kalidünger | Potassic fertilizers | Engrais potassiques | - | - | - | - | - | - | - | - | - | - | - | - | - |
| 42 | Mehrnährstoffdünger | Compound fertilizers | Engrais composés | 105.7 | 106.2 | 107.8 | 109.8 | 114.0 | 116.7 | 119.0 | 121.3 | 121.9 | 112.3 | 110.7 | 112.0 | 113.4 |
| 421 | NP-Dünger | NP fertilizers | Engrais NP | - | - | - | - | - | - | - | - | - | - | - | - | - |
| 422 | PK-Dünger | PK fertilizers | Engrais PK | - | - | - | - | - | - | - | - | - | - | - | - | - |
| 423 | NPK-Dünger | NPK fertilizers | Engrais NPK | 105.7 | 106.2 | 107.8 | 109.8 | 114.0 | 116.7 | 119.0 | 121.3 | 121.9 | 112.3 | 110.7 | 112.0 | 113.4 |
| 43 | Sonstige Dünge- und Bodenverbesserungsmittel | Other fertilizers, soil improvers | Autres engrais et amendements | 115.5 | 115.5 | 115.5 | 115.5 | 117.8 | 117.5 | 119.0 | 120.1 | 122.4 | 123.8 | 124.9 | 124.9 | 124.1 |
| 5 | Pflanzenschutzmittel | Plant protection products | Produits de protection des cultures | 117.7 | 117.8 | 117.8 | 117.8 | 121.1 | 122.9 | 123.0 | 123.1 | 123.4 | 126.5 | 126.5 | 126.5 | 124.6 |
| 51 | Fungizide | Fungicides | Fongicides | : | : | : | : | : | : | : | : | : | : | : | : | : |
| 52 | Insektizide | Insecticides | Insecticides | : | : | : | : | : | : | : | : | : | : | : | : | : |
| 53 | Herbizide | Herbicides | Herbicides | : | : | : | : | : | : | : | : | : | : | : | : | : |
| 54 | Sonstige | Other | Autres | : | : | : | : | : | : | : | : | : | : | : | : | : |
| 6 | Futtermittel | Animal feedingstuffs | Aliments des animaux | 109.9 | 111.3 | 113.0 | 113.7 | 116.3 | 116.4 | 117.4 | 117.9 | 119.4 | 119.4 | 118.9 | 118.2 | 117.2 |
| 61 | Einzelfuttermittel | Straight feedingstuffs | Aliments simples | 110.4 | 111.5 | 114.7 | 116.0 | 118.8 | 120.3 | 119.9 | 119.5 | 121.8 | 120.0 | 118.5 | 118.0 | 117.5 |
| 611 | Getreide und Mühlennachprodukte | Cereals and milling by-products | Céréales et sous-produits de meunerie | 114.3 | 115.1 | 116.2 | 115.3 | 117.5 | 117.4 | 116.8 | 117.0 | 118.4 | 117.3 | 116.2 | 115.0 | |
| 612 | Ölkuchen bzw. -schrot | Oil-cakes | Tourteaux | 108.7 | 111.6 | 119.7 | 124.5 | 127.7 | 130.8 | 130.5 | 128.7 | 134.3 | 129.6 | 125.4 | 126.3 | 126.7 |
| 613 | Futtermittel tierischer Herkunft | Products of animal origin | Produits d'origine animale | 113.0 | 114.2 | 117.8 | 122.3 | 133.1 | 137.2 | 135.8 | 135.7 | 134.2 | 133.0 | 129.4 | 126.5 | 125.9 |
| 614 | Sonstige Einzelfuttermittel | Other | Autres | 98.9 | 96.9 | 96.9 | 96.9 | 96.9 | 99.7 | 100.3 | 101.0 | 101.0 | 102.4 | 102.4 | 102.4 | 102.4 |
| 62 | Mischfuttermittel | Compound feedingstuffs | Aliments composés | 109.8 | 111.3 | 112.3 | 112.8 | 115.3 | 115.0 | 116.5 | 117.3 | 118.5 | 119.2 | 119.1 | 118.3 | 117.0 |
| 621 | für Kälber | for calves | pour veaux | 115.9 | 117.2 | 117.6 | 118.7 | 122.2 | 121.5 | 123.2 | 123.3 | 123.7 | 124.4 | 124.4 | 124.6 | 121.2 |
| 622 | für Rinder (ohne Kälber) | for cattle (excluding calves) | pour bovins (autres que veaux) | 106.6 | 109.1 | 110.2 | 109.3 | 114.9 | 114.1 | 116.6 | 117.1 | 117.5 | 119.1 | 118.7 | 115.6 | 115.3 |
| 623 | für Schweine | for pigs | pour porcins | 113.1 | 113.8 | 114.4 | 113.8 | 117.1 | 116.9 | 117.7 | 118.1 | 119.1 | 119.2 | 119.2 | 119.8 | 116.4 |
| 624 | für Geflügel | for poultry | pour volailles | 109.0 | 110.1 | 110.9 | 112.6 | 113.6 | 113.5 | 114.9 | 116.2 | 118.3 | 118.7 | 118.7 | 118.7 | 118.2 |
| 625 | Sonstige | Other | Autres | 113.7 | 116.0 | 119.8 | 123.1 | 117.3 | 116.9 | 117.0 | 117.8 | 119.0 | 119.8 | 119.6 | 118.8 | 117.7 |
| 7 | Material und Kleinwerkzeug | Material and small tools | Matériel et petit outillage | 124.7 | 125.8 | 125.8 | 125.7 | 124.8 | 124.8 | 125.3 | 125.4 | 125.4 | 125.3 | 125.3 | 125.3 | 125.5 |
| 8 | Instandhaltung und Reparatur von Maschinen | Maintenance and repair of plant | Entretien et réparation du matériel | 133.3 | 133.5 | 135.5 | 135.6 | 136.8 | 137.2 | 137.7 | 137.9 | 138.2 | 138.6 | 139.3 | 140.2 | 140.8 |
| 9 | Instandhaltung und Reparatur von Wirtschaftsgebäuden und sonstigen Bauten | Maintenance and repair of agricultural buildings and other buildings | Entretien et réparation des bâtiments d'exploitation et autres ouvrages | 119.8 | 119.8 | 119.8 | 119.8 | 120.2 | 120.2 | 120.6 | 120.9 | 121.0 | 120.9 | 120.5 | 120.5 | 120.5 |
| 10 | Veterinärleistungen | Veterinary services | Services vétérinaires | 120.7 | 120.6 | 120.6 | 120.7 | 120.9 | 121.9 | 121.9 | 122.4 | 122.6 | 122.5 | 122.5 | 122.2 | 122.3 |
| 11 | Allgemeine Wirtschaftsausgaben | General expenses | Frais généraux | 128.0 | 128.2 | 127.7 | 126.7 | 126.8 | 128.0 | 127.7 | 127.1 | 126.1 | 125.4 | 124.6 | 123.0 | 123.0 |

NOMINALE PREISINDIZES / NOMINAL PRICE INDICES / INDICES DES PRIX NOMINAUX

1990 = 100 (ohne MwSt / excluding VAT / TVA exclue)



UNITED KINGDOM

| | | | 1995 | | | | 1996 | | | | | | | | |
|------|---|--|-------|-------|-------|-------|-------|-------|-------|-------|-------|-------|-------|-------|-------|
| | | | sep | oct | nov | dec | jan | feb | mar | apr | mai | jun | jul | aug | sep |
| 02 | WAREN UND DIENSTLEISTUNGEN LANDWIRTSCHAFTLICHER INVESTITIONEN | GOODS AND SERVICES CONTRIBUTING TO AGRICULTURAL INVESTMENT | 122.1 | 122.5 | 119.1 | 122.7 | 122.6 | 123.4 | 124.2 | 124.1 | 124.2 | 124.2 | 124.6 | 124.7 | 124.7 |
| 12 | Maschinen und andere Ausrüstungsgüter | Machinery and other equipment | 120.4 | 120.4 | 120.4 | 120.4 | 120.4 | 121.2 | 122.6 | 122.6 | 122.6 | 122.6 | 123.1 | 123.1 | 123.2 |
| 121 | Einachsschlepper und andere einachsige Motorgeräte | Rotovator and other 2-wheel equipment | - | - | - | - | - | - | - | - | - | - | - | - | - |
| 122 | Maschinen und Geräte für Kulturen | Machinery and plant for cultivating | 123.3 | 123.5 | 123.7 | 123.7 | 123.4 | 123.8 | 123.9 | 123.9 | 123.9 | 123.9 | 123.9 | 123.8 | 124.3 |
| 123 | Maschinen und Geräte für die Ernte | Machinery and plant for harvesting | 113.8 | 113.8 | 113.8 | 113.8 | 113.8 | 113.8 | 113.8 | 113.8 | 113.8 | 113.8 | 113.8 | 113.8 | 113.8 |
| 124 | Maschinen und Einrichtungen | Farm machinery and installations | 116.8 | 116.7 | 116.8 | 116.8 | 116.4 | 117.1 | 117.4 | 117.6 | 117.6 | 117.9 | 117.9 | 118.0 | 118.2 |
| 1241 | für die pflanzliche Erzeugung | for crop production | - | - | - | - | - | - | - | - | - | - | - | - | - |
| 1242 | für die tierische Erzeugung | for animal production | - | - | - | - | - | - | - | - | - | - | - | - | - |
| 1243 | Sonstige | Other | - | - | - | - | - | - | - | - | - | - | - | - | - |
| 125 | Ackerschlepper | Tractors | 123.0 | 123.0 | 123.0 | 123.0 | 123.0 | 124.3 | 126.7 | 126.7 | 126.7 | 126.7 | 127.5 | 127.5 | 127.5 |
| 126 | Sonstige Fahrzeuge | Other vehicles | 122.6 | 122.4 | 122.3 | 122.3 | 122.6 | 123.9 | 125.8 | 125.9 | 126.0 | 126.1 | 126.7 | 126.9 | 127.0 |
| 13 | Bauten | Buildings | 123.8 | 124.6 | 117.8 | 125.1 | 124.9 | 125.6 | 125.9 | 125.6 | 125.8 | 125.9 | 126.2 | 126.3 | 126.3 |
| 131 | Wirtschaftsgebäude | Farm buildings | 121.8 | 122.5 | 112.6 | 122.8 | 123.1 | 123.2 | 123.6 | 123.9 | 124.0 | 124.2 | 124.7 | 124.7 | 124.7 |
| 132 | Tiefbau- und Bodenverbesserungsarbeiten | Engineering and soil improvement operations | 128.3 | 129.2 | 129.1 | 130.2 | 128.8 | 130.9 | 130.9 | 129.2 | 129.6 | 129.6 | 129.4 | 129.7 | 129.7 |

NOMINALE PREISINDIZES / NOMINAL PRICE INDICES / INDICES DES PRIX NOMINAUX

1990 = 100 (ohne MwSt / excluding VAT / TVA exclue)



| | | | EUR 15 | | | | | | | | | | | | | |
|-----|---|--|---|-------|-------|-------|-------|-------|-------|-------|-------|-------|-------|-------|-------|-------|
| | | | 1995 | 1995 | 1995 | 1995 | 1996 | 1996 | 1996 | 1996 | 1996 | 1996 | 1996 | 1996 | | |
| | | | sep | oct | nov | dec | jan | feb | mar | apr | mai | jun | jul | aug | sep | |
| 00 | INSGESAMT (01 + 02) | TOTAL (01 + 02) | TOTAL (01 + 02) | 112.9 | 112.8 | 113.2 | 114.0 | 115.2 | 116.0 | 116.6 | 117.0 | 117.2 | 116.8 | 117.4 | 116.8 | 116.9 |
| 01 | WAREN UND DIENSTLEISTUNGEN DES LAUFENDEN LANDWIRTSCHAFTLICHEN VERBRAUCHS | GOODS AND SERVICES CURRENTLY CONSUMED IN AGRICULTURE | BIENS ET SERVICES DE CONSOMMATION COURANTE DE L'AGRICULTURE | 109.7 | 109.5 | 110.1 | 111.0 | 112.4 | 113.3 | 114.1 | 114.5 | 114.7 | 114.2 | 114.7 | 113.9 | 114.1 |
| 1 | Saat- und Pflanzgut | Seeds | Semences et plants | 110.6 | 105.3 | 105.5 | 108.6 | 111.0 | 114.0 | 117.4 | 117.1 | 113.5 | 115.0 | 131.1 | 118.9 | 117.6 |
| 2 | Nutz- und Zuchtvieh | Animals for rearing and production | Animaux d'élevage et de rente | 92.1 | 86.5 | 88.9 | 93.2 | 96.5 | 102.4 | 101.7 | 101.6 | 105.8 | 104.6 | 100.5 | 100.1 | 96.7 |
| 3 | Energie und Schmierstoffe | Energy, lubricants | Energie et lubrifiants | 117.0 | 117.2 | 117.8 | 120.0 | 121.0 | 121.5 | 122.5 | 124.2 | 122.7 | 121.2 | 121.3 | 122.0 | 126.6 |
| 31 | Heizstoffe | Fuels for heating | Combustibles | 95.9 | 95.5 | 95.4 | 99.1 | 101.3 | 102.3 | 103.6 | 106.0 | 102.6 | 100.0 | 101.4 | 102.2 | 109.2 |
| 32 | Treibstoffe | Motor fuels | Carburants | 125.7 | 126.1 | 126.3 | 129.8 | 132.1 | 132.7 | 134.2 | 136.9 | 135.0 | 132.9 | 132.4 | 133.3 | 140.2 |
| 33 | Elektrischer Strom | Electricity | Electricité | 111.3 | 111.5 | 111.5 | 111.6 | 110.8 | 110.7 | 110.7 | 110.7 | 110.6 | 110.6 | 110.5 | 110.6 | 110.7 |
| 34 | Schmierstoffe | Lubricants | Lubrifiants | 126.0 | 126.0 | 130.6 | 128.6 | 126.6 | 126.8 | 126.8 | 127.1 | 127.2 | 127.2 | 128.1 | 128.3 | 128.5 |
| 4 | Dünge- und Bodenverbesserungsmittel | Fertilizers, soil improvers | Engrais et amendements | 107.7 | 108.5 | 109.4 | 110.3 | 112.0 | 113.3 | 114.0 | 114.6 | 114.7 | 113.0 | 111.8 | 111.4 | 111.0 |
| 41 | Einnährstoffdünger | Straight fertilizers | Engrais simples | 109.6 | 110.5 | 111.9 | 113.2 | 115.3 | 116.8 | 117.6 | 118.2 | 118.2 | 116.2 | 115.0 | 114.5 | 114.0 |
| 411 | Stickstoffdünger | Nitrogenous fertilizers | Engrais azotés | 109.7 | 110.7 | 112.1 | 113.6 | 116.1 | 117.8 | 118.7 | 119.4 | 119.5 | 117.3 | 115.9 | 115.5 | 114.9 |
| 412 | Phosphatdünger | Phosphatic fertilizers | Engrais phosphatés | 111.3 | 112.1 | 113.9 | 115.0 | 115.5 | 116.7 | 117.0 | 118.0 | 117.2 | 118.2 | 115.6 | 114.3 | 114.1 |
| 413 | Kalidünger | Potassic fertilizers | Engrais potassiques | 104.6 | 104.5 | 105.0 | 105.2 | 105.8 | 106.3 | 106.9 | 107.0 | 106.3 | 104.5 | 103.3 | 103.4 | 103.1 |
| 42 | Mehrnährstoffdünger | Compound fertilizers | Engrais composés | 105.7 | 106.3 | 107.0 | 107.5 | 108.8 | 110.1 | 110.8 | 111.4 | 111.6 | 110.0 | 108.7 | 108.4 | 108.0 |
| 421 | NP-Dünger | NP fertilizers | Engrais NP | 130.1 | 130.4 | 131.3 | 131.4 | 133.0 | 136.0 | 137.5 | 138.5 | 138.3 | 137.5 | 138.0 | 134.7 | 133.3 |
| 422 | PK-Dünger | PK fertilizers | Engrais PK | 99.3 | 99.6 | 99.9 | 100.5 | 101.5 | 101.9 | 102.4 | 102.7 | 102.7 | 101.6 | 100.3 | 100.3 | 100.5 |
| 423 | NPK-Dünger | NPK fertilizers | Engrais NPK | 102.5 | 103.2 | 103.9 | 104.5 | 105.8 | 106.9 | 107.6 | 108.2 | 108.4 | 106.6 | 105.4 | 105.3 | 105.0 |
| 43 | Sonstige Dünge- und Bodenverbesserungsmittel | Other fertilizers, soil improvers | Autres engrais et amendements | 109.8 | 109.7 | 110.3 | 110.5 | 110.7 | 110.1 | 110.2 | 110.6 | 110.9 | 111.0 | 111.2 | 111.5 | 111.4 |
| 5 | Pflanzenschutzmittel | Plant protection products | Produits de protection des cultures | 113.7 | 113.5 | 114.1 | 114.0 | 113.1 | 113.6 | 114.5 | 114.8 | 114.2 | 113.4 | 114.4 | 114.4 | 113.1 |
| 51 | Fungizide | Fungicides | Fongicides | 117.9 | 118.0 | 117.8 | 117.7 | 117.1 | 117.4 | 116.2 | 116.6 | 116.5 | 116.5 | 116.6 | 116.6 | 116.6 |
| 52 | Insektizide | Insecticides | Insecticides | 115.1 | 115.2 | 114.8 | 114.8 | 114.4 | 114.9 | 116.1 | 116.4 | 118.8 | 117.5 | 118.8 | 118.8 | 117.5 |
| 53 | Herbizide | Herbicides | Herbicides | 111.7 | 111.7 | 111.4 | 111.3 | 112.2 | 112.8 | 115.4 | 115.2 | 114.9 | 114.1 | 115.9 | 115.9 | 113.5 |
| 54 | Sonstige | Other | Autres | 110.7 | 108.6 | 115.3 | 115.3 | 107.9 | 108.3 | 108.7 | 110.1 | 102.9 | 101.0 | 101.5 | 101.5 | 100.1 |
| 6 | Futtermittel | Animal feedingstuffs | Aliments des animaux | 100.8 | 101.3 | 102.0 | 102.8 | 104.4 | 104.9 | 105.4 | 105.7 | 107.0 | 106.5 | 106.1 | 105.7 | 105.7 |
| 61 | Einzelfuttermittel | Straight feedingstuffs | Aliments simples | 109.5 | 109.7 | 111.6 | 113.4 | 115.9 | 116.2 | 116.6 | 116.2 | 117.8 | 113.3 | 111.8 | 111.0 | 111.3 |
| 611 | Getreide und Mühlennachprodukte | Cereals and milling by-products | Céréales et sous-produits de mouture | 105.1 | 105.0 | 106.9 | 108.4 | 110.6 | 110.6 | 110.7 | 110.0 | 109.6 | 104.2 | 102.4 | 101.1 | 100.6 |
| 612 | Ölkuchen bzw. -schrot | Oil-cakes | Tourteaux | 100.0 | 100.9 | 103.6 | 107.0 | 110.7 | 112.2 | 112.8 | 113.8 | 116.8 | 116.3 | 115.3 | 115.0 | 118.8 |
| 613 | Futtermittel tierischer Herkunft | Products of animal origin | Produits d'origine animale | 136.5 | 138.0 | 138.9 | 139.5 | 142.1 | 140.9 | 140.8 | 137.9 | 146.7 | 135.5 | 134.0 | 133.3 | 133.8 |
| 614 | Sonstige Einzelfuttermittel | Other | Autres | 118.7 | 117.7 | 119.0 | 120.3 | 121.3 | 123.2 | 124.7 | 126.1 | 125.0 | 124.9 | 123.4 | 123.9 | 125.0 |
| 62 | Mischfuttermittel | Compound feedingstuffs | Aliments composés | 98.5 | 99.0 | 99.4 | 99.9 | 101.3 | 101.9 | 102.4 | 102.9 | 104.1 | 104.7 | 104.5 | 104.2 | 104.2 |
| 621 | für Kälber | for calves | pour veaux | 105.3 | 106.0 | 106.3 | 106.2 | 106.8 | 106.7 | 106.6 | 106.0 | 106.4 | 105.9 | 104.5 | 104.9 | 104.7 |
| 622 | für Rinder (ohne Kälber) | for cattle (excluding calves) | pour bovins (autres que veaux) | 97.7 | 98.2 | 98.9 | 99.4 | 101.7 | 102.3 | 103.1 | 103.5 | 104.9 | 106.7 | 106.5 | 105.8 | 105.3 |
| 623 | für Schweine | for pigs | pour porcins | 94.8 | 95.2 | 95.4 | 96.0 | 97.2 | 98.1 | 98.7 | 99.3 | 100.4 | 100.8 | 101.0 | 100.0 | 100.5 |
| 624 | für Geflügel | for poultry | pour volailles | 100.1 | 100.6 | 100.8 | 101.4 | 102.5 | 103.1 | 103.5 | 104.2 | 105.6 | 105.9 | 106.0 | 106.4 | 106.3 |
| 625 | Sonstige | Other | Autres | 105.3 | 106.2 | 107.0 | 107.7 | 108.1 | 108.6 | 109.2 | 110.0 | 110.5 | 110.4 | 109.9 | 109.8 | 110.1 |
| 7 | Material und Kleinwerkzeug | Material and small tools | Matériel et petit outillage | 119.5 | 119.8 | 119.8 | 120.1 | 120.1 | 119.9 | 120.3 | 120.9 | 121.2 | 121.1 | 120.8 | 120.8 | 120.0 |
| 8 | Instandhaltung und Reparatur von Maschinen | Maintenance and repair of plant | Entretien et réparation du matériel | 128.3 | 128.1 | 129.0 | 129.0 | 131.1 | 132.0 | 132.3 | 132.1 | 132.5 | 132.7 | 133.4 | 133.5 | 133.3 |
| 9 | Instandhaltung und Reparatur von Wirtschaftsgebäuden und sonstigen Bauten | Maintenance and repair of agricultural buildings and other buildings | Entretien et réparation des bâtiments d'exploitation et autres ouvrages | 123.8 | 123.8 | 123.9 | 124.0 | 124.2 | 124.2 | 124.4 | 125.2 | 125.3 | 125.4 | 125.4 | 125.7 | 125.5 |
| 10 | Veterinärleistungen | Veterinary services | Services vétérinaires | 114.8 | 114.9 | 115.0 | 115.0 | 116.2 | 117.4 | 118.0 | 118.1 | 117.9 | 118.0 | 118.3 | 118.3 | 118.9 |
| 11 | Allgemeine Wirtschaftsausgaben | General expenses | Frais généraux | 122.1 | 121.8 | 121.3 | 121.5 | 122.4 | 123.1 | 124.3 | 124.3 | 124.0 | 123.9 | 123.6 | 123.2 | 123.1 |

NOMINALE PREISINDIZES / NOMINAL PRICE INDICES / INDICES DES PRIX NOMINAUX

1990 = 100 (ohne MwSt / excluding VAT / TVA exclue)



| | | | EUR 15 | | | | | | | | | | | | | |
|------|---|--|---|-------|-------|-------|-------|-------|-------|-------|-------|-------|-------|-------|-------|-------|
| | | | 1995 | | | | | 1996 | | | | | | | | |
| | | | sep | oct | nov | dec | jan | feb | mar | apr | mai | jun | jul | aug | sep | |
| 02 | WAREN UND DIENSTLEISTUNGEN LANDWIRTSCHAFTLICHER INVESTITIONEN | GOODS AND SERVICES CONTRIBUTING TO AGRICULTURAL INVESTMENT | BIENS ET SERVICES CONCOURANT AUX INVESTISSEMENTS DE L'AGRICULTURE | 122.1 | 122.3 | 122.2 | 122.6 | 123.3 | 123.6 | 123.9 | 124.2 | 124.3 | 124.4 | 125.2 | 124.9 | 124.9 |
| 12 | Maschinen und andere Ausrüstungsgüter | Machinery and other equipment | Machines et autres biens d'équipement | 121.0 | 121.4 | 121.6 | 121.8 | 123.2 | 123.6 | 123.9 | 123.9 | 124.0 | 124.1 | 124.2 | 124.3 | 124.3 |
| 121 | Einachsschlepper und andere einachsige Motorgeräte | Rotovator and other 2-wheel equipment | Motoculteurs et autre matériel à 2 roues | 128.2 | 128.6 | 130.6 | 132.4 | 132.9 | 132.9 | 133.7 | 133.6 | 133.7 | 133.8 | 133.9 | 133.7 | 132.4 |
| 122 | Maschinen und Geräte für Kulturen | Machinery and plant for cultivating | Machines et matériel pour la culture | 119.7 | 120.0 | 120.4 | 120.4 | 121.8 | 122.2 | 122.4 | 122.6 | 122.5 | 122.6 | 122.9 | 123.3 | 123.1 |
| 123 | Maschinen und Geräte für die Ernte | Machinery and plant for harvesting | Machines et matériel pour la récolte | 119.4 | 120.4 | 120.6 | 120.9 | 122.3 | 122.9 | 122.8 | 122.1 | 122.1 | 122.2 | 122.2 | 122.5 | 122.6 |
| 124 | Maschinen und Einrichtungen | Farm machinery and installations | Machines et installations agricoles | 118.9 | 119.0 | 119.4 | 119.5 | 120.2 | 120.4 | 121.0 | 121.1 | 121.1 | 121.1 | 121.3 | 121.4 | 121.6 |
| 1241 | für die pflanzliche Erzeugung | for crop production | pour la production végétale | 120.3 | 120.6 | 120.7 | 120.8 | 121.6 | 121.5 | 121.7 | 121.8 | 121.9 | 121.9 | 122.0 | 122.1 | 122.3 |
| 1242 | für die tierische Erzeugung | for animal production | pour la production animale | 116.7 | 116.8 | 117.3 | 117.4 | 117.7 | 117.8 | 118.2 | 118.3 | 118.4 | 118.4 | 118.4 | 118.5 | 118.6 |
| 1243 | Sonstige | Other | Autres | 118.8 | 118.9 | 119.4 | 119.5 | 121.2 | 122.4 | 124.4 | 124.4 | 124.4 | 124.3 | 124.6 | 125.0 | 125.6 |
| 125 | Ackerschlepper | Tractors | Tracteurs | 120.1 | 120.8 | 120.7 | 120.9 | 122.9 | 123.4 | 123.7 | 123.7 | 123.7 | 123.8 | 124.0 | 124.1 | 124.1 |
| 126 | Sonstige Fahrzeuge | Other vehicles | Autres véhicules | 128.8 | 128.6 | 128.5 | 129.1 | 129.7 | 129.9 | 130.1 | 131.1 | 131.3 | 131.2 | 131.4 | 131.4 | 131.5 |
| 13 | Bauten | Buildings | Ouvrages | 123.5 | 123.4 | 123.0 | 123.6 | 123.5 | 123.5 | 123.9 | 124.6 | 124.7 | 124.9 | 126.4 | 125.7 | 125.7 |
| 131 | Wirtschaftsgebäude | Farm buildings | Bâtiments d'exploitation | 122.4 | 122.5 | 121.8 | 122.4 | 122.3 | 122.3 | 122.8 | 123.0 | 123.2 | 123.4 | 125.3 | 124.2 | 124.3 |
| 132 | Tiefbau- und Bodenverbesserungsarbeiten | Engineering and soil improvement operations | Ouvrages de génie civil et amélioration des terres | 125.7 | 125.3 | 125.2 | 125.7 | 125.7 | 125.8 | 126.2 | 127.7 | 127.7 | 127.9 | 128.8 | 128.8 | 128.5 |

Deflationierte Indizes

Deflated indices

Indices déflatés

EU INDEX DER EINKAUFSPREISE LANDWIRTSCHAFTLICHER BETRIEBSMITTEL

EU INDEX OF PURCHASE PRICES OF THE MEANS OF AGRICULTURAL PRODUCTION

INDICE UE DES PRIX D'ACHAT DES MOYENS DE PRODUCTION AGRICOLES

DEFLATIONIERTE PREISINDIZES / DEFLATED PRICE INDICES / INDICES DES PRIX DEFLATES

1990 = 100 (ohne MwSt / excluding VAT / TVA exclue)



BELGIQUE / BELGIE

| | | | 1995 | | | | | 1996 | | | | | | | |
|----|---|--|-------|-------|-------|-------|-------|-------|-------|-------|-------|-------|-------|-------|-------|
| | | | sep | oct | nov | dec | jan | feb | mar | apr | mai | jun | jul | aug | sep |
| 00 | INSGESAMT (01 + 02) | TOTAL (01 + 02) | 88.5 | 88.4 | 88.5 | 89.7 | 89.5 | 89.6 | 90.0 | 90.8 | 91.9 | 91.7 | 91.2 | 90.8 | 91.2 |
| 01 | WAREN UND DIENSTLEISTUNGEN DES LAUFENDEN LANDWIRTSCHAFTLICHEN VERBRAUCHS | GOODS AND SERVICES CURRENTLY CONSUMED IN AGRICULTURE | 88.6 | 88.5 | 88.6 | 88.0 | 87.9 | 88.0 | 88.4 | 89.4 | 90.6 | 90.4 | 89.9 | 89.5 | 89.9 |
| 1 | Saat- und Pflanzgut | Seeds | 99.1 | 99.3 | 99.1 | 99.0 | 98.1 | 97.9 | 102.5 | 102.3 | 102.5 | 102.5 | 101.8 | 101.6 | 101.8 |
| 2 | Nutz- und Zuchtvieh | Animals for rearing and production | 69.9 | 64.8 | 68.3 | 73.9 | 74.3 | 77.5 | 80.6 | 82.6 | 86.5 | 83.9 | 84.9 | 85.9 | 82.6 |
| 3 | Energie und Schmierstoffe | Energy, lubricants | 86.0 | 85.0 | 83.0 | 88.9 | 89.1 | 87.2 | 88.9 | 91.6 | 89.6 | 86.6 | 87.1 | 87.7 | 93.1 |
| 4 | Dünge- und Bodenverbesserungsmittel | Fertilizers, soil improvers | 76.4 | 76.6 | 76.4 | 76.4 | 75.7 | 75.5 | 75.3 | 75.5 | 75.5 | 75.5 | 75.0 | 74.8 | 75.0 |
| 41 | Einnährstoffdünger | Straight fertilizers | 81.0 | 81.2 | 81.0 | 80.9 | 80.2 | 80.0 | 80.0 | 79.9 | 80.0 | 80.0 | 79.5 | 79.3 | 79.5 |
| 42 | Mehrnährstoffdünger | Compound fertilizers | 72.1 | 72.2 | 72.1 | 72.0 | 71.4 | 71.2 | 71.2 | 71.0 | 71.2 | 71.2 | 70.7 | 70.5 | 70.7 |
| 43 | Sonstige Dünge- und Bodenverbesserungsmittel | Other fertilizers, soil improvers | 131.7 | 132.0 | 131.7 | 131.6 | 130.4 | 130.1 | 130.0 | 129.8 | 130.0 | 130.0 | 129.2 | 128.9 | 129.2 |
| 5 | Pflanzenschutzmittel | Plant protection products | 85.9 | 86.1 | 85.9 | 85.9 | 85.1 | 84.9 | 84.8 | 84.7 | 84.8 | 84.8 | 84.3 | 84.1 | 84.3 |
| 6 | Futtermittel | Animal feedingstuffs | 80.4 | 80.3 | 80.8 | 82.5 | 82.4 | 83.0 | 82.7 | 84.1 | 86.7 | 87.1 | 86.1 | 85.2 | 85.3 |
| 61 | Einzel Futtermittel | Straight feedingstuffs | 82.4 | 80.7 | 81.9 | 87.7 | 87.7 | 87.1 | 84.9 | 88.0 | 92.6 | 90.4 | 86.7 | 86.1 | 88.9 |
| 62 | Mischfuttermittel | Compound feedingstuffs | 80.1 | 80.3 | 80.7 | 81.9 | 81.7 | 82.5 | 82.4 | 83.6 | 85.9 | 86.6 | 86.1 | 85.1 | 84.8 |
| 7 | Material und Kleinwerkzeug | Material and small tools | 96.6 | 96.8 | 96.6 | 96.5 | 95.7 | 95.5 | 95.4 | 95.2 | 95.4 | 95.4 | 94.8 | 94.6 | 94.8 |
| 8 | Instandhaltung und Reparatur von Maschinen | Maintenance and repair of plant | 109.1 | 109.6 | 109.4 | 109.4 | 109.1 | 108.9 | 109.0 | 109.0 | 109.2 | 109.2 | 108.5 | 108.3 | 108.7 |
| 9 | Instandhaltung und Reparatur von Wirtschaftsgebäuden und sonstigen Bauten | Maintenance and repair of agricultural buildings and other buildings | 97.6 | 97.5 | 97.5 | 97.4 | 96.7 | 97.0 | 97.0 | 96.9 | 97.1 | 96.9 | 96.5 | 96.3 | 96.6 |
| 10 | Veterinärleistungen | Veterinary services | 104.6 | 104.6 | 104.8 | 104.3 | 105.0 | 104.9 | 105.0 | 105.0 | 104.7 | 104.9 | 105.3 | 105.2 | 104.7 |
| 11 | Allgemeine Wirtschaftsausgaben | General expenses | 102.4 | 102.6 | 102.7 | 102.4 | 102.6 | 102.5 | 102.6 | 102.6 | 102.5 | 102.4 | 102.4 | 102.3 | 102.2 |
| 02 | WAREN UND DIENSTLEISTUNGEN LANDWIRTSCHAFTLICHER INVESTITIONEN | GOODS AND SERVICES CONTRIBUTING TO AGRICULTURAL INVESTMENT | 102.3 | 102.5 | 102.3 | 102.2 | 101.4 | 101.3 | 101.2 | 101.1 | 101.3 | 101.2 | 100.7 | 100.4 | 100.7 |
| 12 | Maschinen und andere Ausrüstungsgüter | Machinery and other equipment | 105.1 | 105.3 | 105.1 | 105.0 | 104.1 | 103.8 | 103.8 | 103.6 | 103.8 | 103.8 | 103.1 | 102.9 | 103.1 |
| 13 | Bauten | Buildings | 97.4 | 97.4 | 97.3 | 97.2 | 96.6 | 96.8 | 96.8 | 96.7 | 96.9 | 96.8 | 96.3 | 96.1 | 96.4 |

DEFLATIONIERTE PREISINDIZES / DEFLATED PRICE INDICES / INDICES DES PRIX DEFLATES

1990 = 100 (ohne MwSt / excluding VAT / TVA exclue)



DANMARK

| | | | 1995 | 1995 | 1995 | 1995 | 1995 | 1996 | 1996 | 1996 | 1996 | 1996 | 1996 | 1996 | 1996 |
|----|---|--|-------|-------|-------|-------|-------|-------|-------|-------|-------|-------|-------|-------|-------|
| | | | sep | oct | nov | dec | jan | feb | mar | apr | mai | jun | jul | aug | sep |
| 00 | INSGESAMT (01 + 02) | TOTAL (01 + 02) | 88.7 | 88.8 | 88.7 | 89.1 | 90.5 | 90.3 | 90.7 | 90.4 | 90.4 | 90.5 | 90.8 | 90.7 | 89.8 |
| 01 | WAREN UND DIENSTLEISTUNGEN DES LAUFENDEN LANDWIRTSCHAFTLICHEN VERBRAUCHS | GOODS AND SERVICES CURRENTLY CONSUMED IN AGRICULTURE | 86.2 | 86.3 | 86.2 | 86.6 | 88.3 | 88.2 | 88.8 | 88.4 | 88.6 | 88.7 | 89.0 | 88.9 | 87.9 |
| | | | | | | | | | | | | | | | |
| 1 | Saat- und Pflanzgut | Seeds | 90.0 | 90.0 | 89.8 | 89.9 | 91.4 | 90.9 | 90.4 | 90.2 | 89.9 | 89.9 | 90.1 | 89.9 | 89.5 |
| 2 | Nutz- und Zuchtvieh | Animals for rearing and production | 100.0 | 100.0 | 100.0 | 100.0 | 100.0 | 100.0 | 100.0 | 100.0 | 100.0 | 100.0 | 100.0 | 100.0 | 100.0 |
| 3 | Energie und Schmierstoffe | Energy, lubricants | 80.3 | 78.8 | 79.3 | 81.2 | 85.0 | 85.9 | 86.1 | 87.1 | 84.7 | 84.8 | 85.5 | 85.6 | 87.5 |
| 4 | Dünge- und Bodenverbesserungsmittel | Fertilizers, soil improvers | 89.3 | 90.4 | 91.6 | 92.9 | 95.1 | 95.8 | 96.5 | 97.5 | 97.2 | 97.3 | 97.1 | 96.9 | 85.9 |
| 41 | Einnährstoffdünger | Straight fertilizers | 102.2 | 103.6 | 104.7 | 106.2 | 109.4 | 110.2 | 110.9 | 111.9 | 111.5 | 111.6 | 111.7 | 111.4 | 99.8 |
| 42 | Mehrnährstoffdünger | Compound fertilizers | 82.5 | 83.6 | 84.8 | 86.0 | 87.6 | 88.3 | 89.0 | 90.1 | 89.7 | 89.8 | 89.4 | 89.3 | 78.6 |
| 43 | Sonstige Dünge- und Bodenverbesserungsmittel | Other fertilizers, soil improvers | 100.0 | 100.0 | 100.0 | 100.0 | 100.0 | 100.0 | 100.0 | 100.0 | 100.0 | 100.0 | 100.0 | 100.0 | 100.0 |
| 5 | Pflanzenschutzmittel | Plant protection products | 95.9 | 95.9 | 95.7 | 95.8 | 95.8 | 95.3 | 100.1 | 99.9 | 99.5 | 99.6 | 99.7 | 99.6 | 99.1 |
| 6 | Futtermittel | Animal feedingstuffs | 74.0 | 74.4 | 73.8 | 74.0 | 76.3 | 76.2 | 76.3 | 76.0 | 77.1 | 77.3 | 77.7 | 77.8 | 78.0 |
| 61 | Einzelfuttermittel | Straight feedingstuffs | 72.0 | 73.2 | 70.7 | 71.5 | 80.2 | 79.7 | 80.5 | 78.4 | 80.6 | 80.6 | 80.1 | 77.6 | 76.7 |
| 62 | Mischfuttermittel | Compound feedingstuffs | 74.6 | 74.7 | 74.7 | 74.7 | 75.1 | 75.1 | 74.9 | 75.3 | 76.0 | 76.3 | 77.0 | 77.9 | 78.5 |
| 7 | Material und Kleinwerkzeug | Material and small tools | 104.8 | 104.8 | 104.5 | 104.6 | 104.7 | 104.1 | 103.5 | 103.3 | 102.9 | 103.0 | 103.1 | 103.0 | 102.5 |
| 8 | Instandhaltung und Reparatur von Maschinen | Maintenance and repair of plant | 116.2 | 115.3 | 116.1 | 116.4 | 116.5 | 116.3 | 119.1 | 115.9 | 116.0 | 116.1 | 116.2 | 116.1 | 115.5 |
| 9 | Instandhaltung und Reparatur von Wirtschaftsgebäuden und sonstigen Bauten | Maintenance and repair of agricultural buildings and other buildings | 107.6 | 108.8 | 108.6 | 108.7 | 109.0 | 108.4 | 107.8 | 107.8 | 107.4 | 107.4 | 107.9 | 107.7 | 107.2 |
| 10 | Veterinärleistungen | Veterinary services | 75.5 | 75.4 | 75.5 | 75.6 | 75.6 | 75.7 | 75.2 | 73.8 | 72.9 | 71.7 | 71.8 | 71.7 | 71.4 |
| 11 | Allgemeine Wirtschaftsausgaben | General expenses | 103.5 | 103.5 | 103.4 | 103.3 | 104.5 | 104.0 | 103.6 | 103.7 | 103.3 | 103.4 | 103.6 | 103.3 | 102.8 |
| 02 | WAREN UND DIENSTLEISTUNGEN LANDWIRTSCHAFTLICHER INVESTITIONEN | GOODS AND SERVICES CONTRIBUTING TO AGRICULTURAL INVESTMENT | 100.1 | 100.3 | 100.1 | 100.3 | 100.4 | 99.8 | 99.3 | 99.0 | 98.7 | 98.8 | 98.9 | 98.8 | 98.3 |
| | | | | | | | | | | | | | | | |
| 12 | Maschinen und andere Ausrüstungsgüter | Machinery and other equipment | 97.8 | 97.6 | 97.5 | 97.8 | 97.8 | 97.3 | 96.8 | 96.6 | 96.2 | 96.3 | 96.4 | 96.3 | 95.8 |
| 13 | Bauten | Buildings | 105.5 | 106.4 | 106.1 | 106.2 | 106.3 | 105.7 | 105.1 | 104.9 | 104.5 | 104.6 | 104.7 | 104.6 | 104.1 |

EU INDEX DER EINKAUFSPREISE LANDWIRTSCHAFTLICHER BETRIEBSMITTEL

EU INDEX OF PURCHASE PRICES OF THE MEANS OF AGRICULTURAL PRODUCTION

INDICE UE DES PRIX D'ACHAT DES MOYENS DE PRODUCTION AGRICOLES

DEFLATIONIERTE PREISINDIZES / DEFLATED PRICE INDICES / INDICES DES PRIX DEFLATES

1990 = 100 (ohne MwSt / excluding VAT / TVA exclue)



DEUTSCHLAND

| | | | 1995 | | | | 1996 | | | | | | | | |
|----|---|--|-------|-------|-------|-------|-------|-------|-------|-------|-------|-------|-------|-------|-------|
| | | | sep | oct | nov | dec | jan | feb | mar | apr | mai | jun | jul | aug | sep |
| 00 | INSGESAMT (01 + 02) | TOTAL (01 + 02) | 90.8 | 90.4 | 90.8 | 91.4 | 92.1 | 92.4 | 92.8 | 93.0 | 93.5 | 93.7 | 92.9 | 92.8 | 93.1 |
| 01 | WAREN UND DIENSTLEISTUNGEN DES LAUFENDEN LANDWIRTSCHAFTLICHEN VERBRAUCHS | GOODS AND SERVICES CURRENTLY CONSUMED IN AGRICULTURE | 88.3 | 87.7 | 88.2 | 89.0 | 89.8 | 90.4 | 90.9 | 91.1 | 91.9 | 92.2 | 91.2 | 91.0 | 91.3 |
| | | | | | | | | | | | | | | | |
| 1 | Saat- und Pflanzgut | Seeds | 92.4 | 92.1 | 92.7 | 91.4 | 90.2 | 89.7 | 89.7 | 89.6 | 89.2 | 89.2 | 88.9 | 89.1 | 89.6 |
| 2 | Nutz- und Zuchtvieh | Animals for rearing and production | 71.8 | 66.1 | 68.7 | 73.6 | 77.9 | 81.5 | 83.6 | 82.9 | 88.0 | 87.7 | 82.1 | 81.7 | 78.0 |
| 3 | Energie und Schmierstoffe | Energy, lubricants | 93.3 | 92.7 | 93.1 | 94.6 | 94.2 | 95.2 | 95.2 | 96.7 | 95.0 | 93.9 | 94.2 | 94.3 | 98.4 |
| 4 | Dünge- und Bodenverbesserungsmittel | Fertilizers, soil improvers | 89.2 | 89.6 | 90.1 | 90.4 | 90.9 | 90.6 | 91.0 | 91.1 | 90.9 | 90.3 | 89.0 | 88.7 | 88.3 |
| 41 | Einnährstoffdünger | Straight fertilizers | 91.7 | 92.4 | 93.3 | 94.0 | 94.9 | 95.2 | 95.8 | 95.9 | 95.5 | 94.7 | 92.8 | 92.4 | 91.9 |
| 42 | Mehrnährstoffdünger | Compound fertilizers | 85.0 | 85.2 | 85.2 | 85.2 | 85.3 | 84.6 | 85.0 | 85.1 | 84.9 | 84.4 | 83.6 | 83.4 | 83.0 |
| 43 | Sonstige Dünge- und Bodenverbesserungsmittel | Other fertilizers, soil improvers | 94.3 | 94.3 | 94.6 | 94.5 | 94.5 | 92.9 | 92.5 | 92.4 | 92.5 | 92.4 | 92.2 | 92.6 | 92.5 |
| 5 | Pflanzenschutzmittel | Plant protection products | 92.9 | 93.0 | 93.0 | 92.8 | 92.7 | 92.2 | 95.6 | 95.5 | 95.4 | 95.3 | 94.9 | 95.1 | 95.2 |
| 6 | Futtermittel | Animal feedingstuffs | 73.3 | 73.2 | 73.5 | 74.3 | 75.5 | 76.1 | 76.5 | 76.9 | 78.7 | 80.7 | 80.0 | 79.0 | 79.5 |
| 61 | Einzel Futtermittel | Straight feedingstuffs | 72.6 | 72.8 | 74.5 | 76.5 | 78.7 | 79.5 | 79.6 | 80.5 | 83.3 | 83.1 | 80.6 | 78.4 | 79.0 |
| 62 | Mischfuttermittel | Compound feedingstuffs | 73.5 | 73.4 | 73.2 | 73.7 | 74.5 | 75.1 | 75.6 | 75.8 | 77.3 | 80.0 | 79.9 | 79.2 | 79.7 |
| 7 | Material und Kleinwerkzeug | Material and small tools | 97.4 | 97.5 | 97.3 | 96.9 | 96.4 | 95.4 | 94.8 | 94.4 | 93.8 | 93.3 | 92.9 | 93.0 | 93.2 |
| 8 | Instandhaltung und Reparatur von Maschinen | Maintenance and repair of plant | 106.5 | 106.6 | 107.2 | 106.9 | 107.4 | 108.2 | 108.3 | 108.4 | 108.6 | 108.8 | 108.4 | 109.1 | 109.2 |
| 9 | Instandhaltung und Reparatur von Wirtschaftsgebäuden und sonstigen Bauten | Maintenance and repair of agricultural buildings and other buildings | 108.8 | 108.9 | 109.1 | 108.8 | 108.7 | 108.1 | 108.0 | 107.9 | 108.2 | 108.1 | 107.7 | 108.2 | 108.3 |
| 10 | Veterinärleistungen | Veterinary services | 89.6 | 89.7 | 89.7 | 89.5 | 89.9 | 89.4 | 89.3 | 89.2 | 89.1 | 89.0 | 88.7 | 88.8 | 88.9 |
| 11 | Allgemeine Wirtschaftsausgaben | General expenses | 103.8 | 104.0 | 104.0 | 103.8 | 103.9 | 103.4 | 103.5 | 103.6 | 103.5 | 103.5 | 103.3 | 103.5 | 103.5 |
| 02 | WAREN UND DIENSTLEISTUNGEN LANDWIRTSCHAFTLICHER INVESTITIONEN | GOODS AND SERVICES CONTRIBUTING TO AGRICULTURAL INVESTMENT | 99.2 | 99.6 | 99.5 | 99.3 | 99.5 | 99.0 | 99.1 | 99.1 | 99.0 | 98.9 | 98.5 | 98.7 | 98.8 |
| | | | | | | | | | | | | | | | |
| 12 | Maschinen und andere Ausrüstungsgüter | Machinery and other equipment | 98.0 | 98.4 | 98.3 | 98.2 | 98.4 | 97.9 | 98.1 | 98.2 | 98.0 | 97.9 | 97.5 | 97.8 | 97.9 |
| 13 | Bauten | Buildings | 105.2 | 105.3 | 105.0 | 104.8 | 104.7 | 103.8 | 103.7 | 103.6 | 103.5 | 103.5 | 103.0 | 103.1 | 103.2 |

DEFLATIONIERTE PREISINDIZES / DEFLATED PRICE INDICES / INDICES DES PRIX DEFLATES

1990 = 100 (ohne MwSt / excluding VAT / TVA exclue)



ELLADA

| | | | 1995 | | | | 1996 | | | | | | | | | |
|----|---|--|---|-------|-------|-------|-------|-------|-------|-------|-------|-------|-------|-------|-------|-------|
| | | | sep | oct | nov | dec | jan | feb | mar | apr | mai | jun | jul | aug | sep | |
| 00 | INSGESAMT (01 + 02) | TOTAL (01 + 02) | TOTAL (01 + 02) | 93.9 | 93.0 | 93.3 | 93.3 | 94.3 | 95.7 | 93.6 | 93.3 | 92.8 | 92.0 | 94.2 | 94.5 | 93.2 |
| 01 | WAREN UND DIENSTLEISTUNGEN DES LAUFENDEN LANDWIRTSCHAFTLICHEN VERBRAUCHS | GOODS AND SERVICES CURRENTLY CONSUMED IN AGRICULTURE | BIENS ET SERVICES DE CONSOMMATION COURANTE DE L'AGRICULTURE | 94.0 | 93.1 | 93.4 | 93.5 | 94.9 | 96.5 | 94.5 | 94.2 | 93.6 | 92.7 | 94.8 | 95.3 | 94.4 |
| 1 | Saat- und Pflanzgut | Seeds | Semences et plants | 85.7 | 85.1 | 84.9 | 84.9 | 85.9 | 86.7 | 83.9 | 83.8 | 84.8 | 84.3 | 86.3 | 86.2 | 83.9 |
| 2 | Nutz- und Zuchtvieh | Animals for rearing and production | Animaux d'élevage et de rente | 76.7 | 75.9 | 75.1 | 74.4 | 75.3 | 75.6 | 73.1 | 72.2 | 72.8 | 72.4 | 74.2 | 74.3 | 72.1 |
| 3 | Energie und Schmierstoffe | Energy, lubricants | Energie et lubrifiants | 112.8 | 111.2 | 111.7 | 114.2 | 118.7 | 118.6 | 117.3 | 117.4 | 115.9 | 113.8 | 115.9 | 117.1 | 119.9 |
| 4 | Dünge- und Bodenverbesserungsmittel | Fertilizers, soil improvers | Engrais et amendements | 109.3 | 108.3 | 108.5 | 106.0 | 106.2 | 109.0 | 106.0 | 104.6 | 105.5 | 104.9 | 106.4 | 106.4 | 104.0 |
| 41 | Einnährstoffdünger | Straight fertilizers | Engrais simples | 104.8 | 104.0 | 104.1 | 103.1 | 103.8 | 105.9 | 104.1 | 103.3 | 106.1 | 105.5 | 109.7 | 109.8 | 106.8 |
| 42 | Mehrnährstoffdünger | Compound fertilizers | Engrais composés | 111.8 | 110.7 | 110.9 | 107.5 | 107.4 | 110.7 | 107.1 | 105.3 | 105.3 | 104.7 | 104.6 | 104.6 | 102.5 |
| 43 | Sonstige Dünge- und Bodenverbesserungsmittel | Other fertilizers, soil improvers | Autres engrais et amendements | 100.0 | 100.0 | 100.0 | 100.0 | 100.0 | 100.0 | 100.0 | 100.0 | 100.0 | 100.0 | 100.0 | 100.0 | 100.0 |
| 5 | Pflanzenschutzmittel | Plant protection products | Produits de protection des cultures | 75.5 | 75.0 | 74.8 | 74.1 | 75.6 | 77.8 | 76.2 | 75.5 | 75.5 | 75.4 | 77.5 | 77.6 | 75.3 |
| 6 | Futtermittel | Animal feedingstuffs | Aliments des animaux | 83.4 | 82.8 | 83.0 | 82.4 | 83.4 | 84.8 | 83.2 | 83.6 | 82.4 | 82.0 | 84.0 | 84.4 | 82.5 |
| 61 | Einzel Futtermittel | Straight feedingstuffs | Aliments simples | 86.1 | 85.6 | 86.3 | 85.7 | 86.4 | 88.1 | 87.2 | 87.6 | 85.1 | 84.7 | 86.4 | 87.3 | 85.7 |
| 62 | Mischfuttermittel | Compound feedingstuffs | Aliments composés | 81.1 | 80.4 | 80.2 | 79.7 | 81.0 | 82.1 | 80.0 | 80.3 | 80.2 | 79.8 | 82.0 | 82.1 | 79.9 |
| 7 | Material und Kleinwerkzeug | Material and small tools | Matériel et petit outillage | 86.3 | 86.0 | 86.2 | 85.8 | 86.4 | 86.4 | 83.8 | 83.7 | 84.1 | 83.6 | 86.0 | 86.1 | 83.5 |
| 8 | Instandhaltung und Reparatur von Maschinen | Maintenance and repair of plant | Entretien et réparation du matériel | 94.1 | 93.4 | 95.5 | 95.1 | 98.0 | 99.5 | 97.1 | 95.9 | 95.3 | 94.7 | 97.4 | 97.7 | 94.9 |
| 9 | Instandhaltung und Reparatur von Wirtschaftsgebäuden und sonstigen Bauten | Maintenance and repair of agricultural buildings and other buildings | Entretien et réparation des bâtiments d'exploitation et autres ouvrages | 88.6 | 88.4 | 88.2 | 87.3 | 88.4 | 88.6 | 86.0 | 85.3 | 85.1 | 84.6 | 87.1 | 87.7 | 85.3 |
| 10 | Veterinärleistungen | Veterinary services | Services vétérinaires | : | : | : | : | : | : | : | : | : | : | : | : | : |
| 11 | Allgemeine Wirtschaftsausgaben | General expenses | Frais généraux | 84.8 | 83.9 | 83.7 | 82.9 | 83.0 | 83.2 | 80.5 | 79.5 | 79.0 | 78.5 | 80.5 | 80.6 | 78.2 |
| 02 | WAREN UND DIENSTLEISTUNGEN LANDWIRTSCHAFTLICHER INVESTITIONEN | GOODS AND SERVICES CONTRIBUTING TO AGRICULTURAL INVESTMENT | BIENS ET SERVICES CONCOURANT AUX INVESTISSEMENTS DE L'AGRICULTURE | 93.9 | 93.0 | 92.8 | 92.8 | 92.2 | 93.3 | 90.3 | 90.1 | 90.0 | 89.6 | 91.9 | 91.9 | 89.3 |
| 12 | Maschinen und andere Ausrüstungsgüter | Machinery and other equipment | Machines et autres biens d'équipement | 95.1 | 93.8 | 93.4 | 94.4 | 93.0 | 94.9 | 91.9 | 92.6 | 92.2 | 91.8 | 94.2 | 94.1 | 91.6 |
| 13 | Bauten | Buildings | Ouvrages | 92.8 | 92.3 | 92.3 | 91.3 | 91.4 | 91.7 | 88.7 | 87.8 | 87.9 | 87.4 | 89.7 | 89.7 | 87.1 |

EU INDEX DER EINKAUFSPREISE LANDWIRTSCHAFTLICHER BETRIEBSMITTEL

EU INDEX OF PURCHASE PRICES OF THE MEANS OF AGRICULTURAL PRODUCTION

INDICE UE DES PRIX D'ACHAT DES MOYENS DE PRODUCTION AGRICOLES

DEFLATIONIERTE PREISINDIZES / DEFLATED PRICE INDICES / INDICES DES PRIX DEFLATES

1990 = 100 (ohne MwSt / excluding VAT / TVA exclue)



ESPAÑA

| | | | 1995 | | | | | 1996 | | | | | | | |
|----|---|--|-------|-------|-------|-------|-------|-------|-------|-------|-------|-------|-------|-------|-------|
| | | | sep | oct | nov | dec | jan | feb | mar | apr | mai | jun | jul | aug | sep |
| 00 | INSGESAMT (01 + 02) | TOTAL (01 + 02) | 88.7 | 87.1 | 87.5 | 87.8 | 88.1 | 88.5 | 89.2 | 89.2 | 88.1 | 86.6 | 88.8 | 88.2 | 87.4 |
| 01 | WAREN UND DIENSTLEISTUNGEN DES LAUFENDEN LANDWIRTSCHAFTLICHEN VERBRAUCHS | GOODS AND SERVICES CURRENTLY CONSUMED IN AGRICULTURE | 87.1 | 85.0 | 85.6 | 86.0 | 86.1 | 86.7 | 87.6 | 87.6 | 86.3 | 84.2 | 87.1 | 86.2 | 85.3 |
| 1 | Saat- und Pflanzgut | Seeds | 121.8 | 77.2 | 77.1 | 83.1 | 85.6 | 98.3 | 109.0 | 104.7 | 93.4 | 81.0 | 152.6 | 145.1 | 124.2 |
| 2 | Nutz- und Zuchtvieh | Animals for rearing and production | 88.0 | 88.0 | 90.6 | 91.9 | 92.9 | 93.7 | 90.1 | 89.8 | 88.3 | 83.4 | 84.5 | 87.7 | 85.0 |
| 3 | Energie und Schmierstoffe | Energy, lubricants | 94.1 | 93.3 | 95.7 | 93.9 | 93.1 | 90.8 | 91.5 | 93.8 | 91.9 | 90.9 | 90.0 | 90.6 | 92.5 |
| 4 | Dünge- und Bodenverbesserungsmittel | Fertilizers, soil improvers | 84.7 | 85.7 | 86.0 | 86.3 | 86.7 | 88.0 | 87.7 | 88.0 | 87.8 | 87.3 | 87.2 | 85.9 | 85.6 |
| 41 | Einährstoffdünger | Straight fertilizers | 87.5 | 88.6 | 89.5 | 90.6 | 91.3 | 92.8 | 92.3 | 92.7 | 92.3 | 91.7 | 91.6 | 90.3 | 89.7 |
| 42 | Mehrnährstoffdünger | Compound fertilizers | 80.7 | 81.4 | 81.0 | 80.2 | 79.9 | 81.0 | 81.1 | 81.3 | 81.4 | 81.0 | 81.0 | 79.7 | 79.6 |
| 43 | Sonstige Dünge- und Bodenverbesserungsmittel | Other fertilizers, soil improvers | 89.8 | 91.7 | 91.5 | 91.3 | 90.7 | 90.4 | 90.1 | 89.6 | 89.3 | 89.4 | 89.3 | 89.0 | 88.7 |
| 5 | Pflanzenschutzmittel | Plant protection products | 89.3 | 87.8 | 90.8 | 90.6 | 85.1 | 84.8 | 84.5 | 84.9 | 79.6 | 73.3 | 78.6 | 78.3 | 72.3 |
| 6 | Futtermittel | Animal feedingstuffs | 79.2 | 79.9 | 80.2 | 80.7 | 81.0 | 81.3 | 81.4 | 81.0 | 80.3 | 78.1 | 77.4 | 76.7 | 77.7 |
| 61 | Einzelfuttermittel | Straight feedingstuffs | 82.5 | 83.1 | 84.3 | 85.8 | 87.7 | 88.0 | 87.9 | 85.9 | 83.4 | 76.7 | 75.5 | 73.9 | 74.4 |
| 62 | Mischfuttermittel | Compound feedingstuffs | 78.1 | 78.7 | 78.7 | 79.0 | 78.7 | 79.0 | 79.1 | 79.2 | 79.2 | 78.6 | 78.1 | 77.7 | 78.9 |
| 7 | Material und Kleinwerkzeug | Material and small tools | 117.1 | 117.7 | 117.5 | 117.0 | 120.1 | 117.0 | 122.1 | 124.5 | 128.1 | 127.7 | 127.2 | 128.4 | 119.1 |
| 8 | Instandhaltung und Reparatur von Maschinen | Maintenance and repair of plant | 96.0 | 94.4 | 94.3 | 93.6 | 98.4 | 99.1 | 97.5 | 95.5 | 96.2 | 96.1 | 99.2 | 98.0 | 95.7 |
| 9 | Instandhaltung und Reparatur von Wirtschaftsgebäuden und sonstigen Bauten | Maintenance and repair of agricultural buildings and other buildings | 102.2 | 101.7 | 101.3 | 101.5 | 100.6 | 100.1 | 100.3 | 102.4 | 102.0 | 102.3 | 102.5 | 102.1 | 100.7 |
| 10 | Veterinärleistungen | Veterinary services | 102.7 | 104.5 | 104.7 | 104.5 | 104.8 | 108.6 | 110.6 | 110.1 | 109.5 | 109.6 | 110.0 | 110.1 | 110.6 |
| 11 | Allgemeine Wirtschaftsausgaben | General expenses | 103.0 | 86.5 | 86.2 | 86.2 | 85.6 | 85.4 | 98.1 | 103.0 | 102.9 | 106.0 | 106.9 | 104.8 | 102.8 |
| 02 | WAREN UND DIENSTLEISTUNGEN LANDWIRTSCHAFTLICHER INVESTITIONEN | GOODS AND SERVICES CONTRIBUTING TO AGRICULTURAL INVESTMENT | 93.6 | 93.4 | 93.1 | 93.3 | 94.2 | 93.8 | 93.9 | 94.0 | 93.6 | 93.9 | 94.1 | 94.1 | 93.5 |
| 12 | Maschinen und andere Ausrüstungsgüter | Machinery and other equipment | 81.0 | 82.0 | 81.8 | 81.6 | 85.9 | 85.6 | 85.4 | 82.8 | 82.5 | 82.6 | 82.4 | 83.1 | 82.9 |
| 13 | Bauten | Buildings | 99.8 | 99.0 | 98.7 | 99.0 | 98.3 | 97.8 | 98.1 | 99.6 | 99.0 | 99.5 | 99.9 | 99.5 | 98.7 |

DEFLATIONIERTE PREISINDIZES / DEFLATED PRICE INDICES / INDICES DES PRIX DEFLATES

1990 = 100 (ohne MwSt / excluding VAT / TVA exclue)



FRANCE

| | | | 1995 | 1995 | 1995 | 1995 | 1996 | 1996 | 1996 | 1996 | 1996 | 1996 | 1996 | 1996 | 1996 |
|----|---|--|-------|-------|-------|-------|-------|-------|-------|-------|-------|-------|-------|-------|-------|
| | | | sep | oct | nov | dec | jan | feb | mar | apr | mai | jun | jul | aug | sep |
| 00 | INSGESAMT (01 + 02) | TOTAL (01 + 02) | 93.0 | 93.0 | 93.1 | 93.6 | 94.4 | 94.6 | 94.4 | 94.6 | 94.6 | 94.5 | 94.5 | 94.6 | 95.1 |
| 01 | WAREN UND DIENSTLEISTUNGEN DES LAUFENDEN LANDWIRTSCHAFTLICHEN VERBRAUCHS | GOODS AND SERVICES CURRENTLY CONSUMED IN AGRICULTURE | 90.9 | 91.0 | 91.2 | 91.8 | 92.8 | 93.0 | 92.9 | 93.1 | 93.2 | 93.0 | 92.8 | 92.9 | 93.6 |
| 1 | Saat- und Pflanzgut | Seeds | 78.8 | 78.3 | 78.2 | 78.2 | 80.1 | 79.7 | 78.9 | 79.1 | 79.0 | 79.0 | 79.2 | 79.2 | 82.5 |
| 2 | Nutz- und Zuchtvieh | Animals for rearing and production | 83.2 | 82.0 | 83.6 | 85.4 | 87.0 | 88.1 | 87.5 | 97.7 | 99.2 | 94.4 | 89.4 | 88.6 | 86.7 |
| 3 | Energie und Schmierstoffe | Energy, lubricants | 81.6 | 81.7 | 81.7 | 83.5 | 85.3 | 85.5 | 85.9 | 86.6 | 84.6 | 82.9 | 83.0 | 83.2 | 88.4 |
| 4 | Dünge- und Bodenverbesserungsmittel | Fertilizers, soil improvers | 89.3 | 89.8 | 90.5 | 91.6 | 94.1 | 94.8 | 95.0 | 95.0 | 94.7 | 93.1 | 91.8 | 91.6 | 90.8 |
| 41 | Einnährstoffdünger | Straight fertilizers | 89.3 | 90.2 | 91.2 | 92.9 | 97.0 | 97.7 | 98.2 | 98.1 | 97.5 | 94.8 | 92.4 | 92.1 | 91.1 |
| 42 | Mehrnährstoffdünger | Compound fertilizers | 89.0 | 89.2 | 89.5 | 90.1 | 91.4 | 92.2 | 92.3 | 92.3 | 92.2 | 91.5 | 91.0 | 90.8 | 90.2 |
| 43 | Sonstige Dünge- und Bodenverbesserungsmittel | Other fertilizers, soil improvers | 92.8 | 93.0 | 94.1 | 94.4 | 94.8 | 93.8 | 93.4 | 93.7 | 93.4 | 93.4 | 93.5 | 94.5 | 94.3 |
| 5 | Pflanzenschutzmittel | Plant protection products | 94.3 | 94.2 | 94.0 | 93.9 | 92.4 | 92.3 | 92.4 | 92.9 | 93.3 | 93.5 | 93.6 | 93.8 | 93.5 |
| 6 | Futtermittel | Animal feedingstuffs | 84.1 | 84.3 | 84.7 | 85.3 | 86.3 | 86.8 | 86.4 | 86.4 | 87.3 | 87.8 | 87.7 | 87.8 | 87.6 |
| 61 | Einzelfuttermittel | Straight feedingstuffs | 80.5 | 80.6 | 82.4 | 86.7 | 90.0 | 91.4 | 90.7 | 91.4 | 93.0 | 93.2 | 92.1 | 92.9 | 95.7 |
| 62 | Mischfuttermittel | Compound feedingstuffs | 84.7 | 84.8 | 85.0 | 85.2 | 85.8 | 86.1 | 85.8 | 85.7 | 86.5 | 87.0 | 87.0 | 87.0 | 86.4 |
| 7 | Material und Kleinwerkzeug | Material and small tools | 95.6 | 95.5 | 95.5 | 96.5 | 96.7 | 96.3 | 95.7 | 96.4 | 96.2 | 96.3 | 95.5 | 95.7 | 95.3 |
| 8 | Instandhaltung und Reparatur von Maschinen | Maintenance and repair of plant | 119.0 | 119.0 | 119.0 | 119.0 | 120.3 | 120.4 | 120.2 | 120.3 | 120.3 | 120.6 | 121.2 | 121.7 | 121.0 |
| 9 | Instandhaltung und Reparatur von Wirtschaftsgebäuden und sonstigen Bauten | Maintenance and repair of agricultural buildings and other buildings | 104.7 | 104.7 | 104.6 | 104.6 | 104.8 | 104.7 | 104.2 | 104.7 | 104.3 | 104.3 | 105.2 | 105.5 | 105.0 |
| 10 | Veterinärleistungen | Veterinary services | 98.2 | 98.0 | 98.0 | 98.0 | 97.9 | 97.7 | 97.6 | 97.4 | 97.3 | 97.5 | 97.8 | 98.0 | 98.9 |
| 11 | Allgemeine Wirtschaftsausgaben | General expenses | 112.6 | 112.6 | 112.5 | 112.6 | 113.2 | 113.8 | 113.3 | 113.3 | 113.3 | 113.7 | 114.4 | 114.8 | 115.1 |
| 02 | WAREN UND DIENSTLEISTUNGEN LANDWIRTSCHAFTLICHER INVESTITIONEN | GOODS AND SERVICES CONTRIBUTING TO AGRICULTURAL INVESTMENT | 101.8 | 101.7 | 101.4 | 101.5 | 101.5 | 101.2 | 101.3 | 101.2 | 101.1 | 101.1 | 101.6 | 101.8 | 101.4 |
| 12 | Maschinen und andere Ausrüstungsgüter | Machinery and other equipment | 103.0 | 103.1 | 102.7 | 102.8 | 103.2 | 102.9 | 102.5 | 102.4 | 102.3 | 102.5 | 103.2 | 103.4 | 102.9 |
| 13 | Bauten | Buildings | 98.6 | 98.6 | 98.6 | 98.5 | 97.7 | 97.4 | 98.5 | 98.3 | 98.3 | 97.8 | 98.0 | 98.3 | 98.1 |

EU INDEX DER EINKAUFSPREISE LANDWIRTSCHAFTLICHER BETRIEBSMITTEL

EU INDEX OF PURCHASE PRICES OF THE MEANS OF AGRICULTURAL PRODUCTION

INDICE UE DES PRIX D'ACHAT DES MOYENS DE PRODUCTION AGRICOLES

DEFLATIONIERTE PREISINDIZES / DEFLATED PRICE INDICES / INDICES DES PRIX DEFLATES

1990 = 100 (ohne MwSt / excluding VAT / TVA exclue)



IRELAND

| | | | 1995 | | | | | 1996 | | | | | | | | |
|----|---|--|---|-------|-------|-------|-------|-------|-------|-------|-------|-------|-------|-------|-------|-------|
| | | | sep | oct | nov | dec | jan | feb | mar | apr | mai | jun | jul | aug | sep | |
| 00 | INSGESAMT (01 + 02) | TOTAL (01 + 02) | TOTAL (01 + 02) | 93.5 | 93.5 | 93.8 | 94.4 | 94.7 | 95.1 | 95.4 | 95.4 | 95.9 | 96.0 | 95.6 | 95.4 | 95.3 |
| 01 | WAREN UND DIENSTLEISTUNGEN DES LAUFENDEN LANDWIRTSCHAFTLICHEN VERBRAUCHS | GOODS AND SERVICES CURRENTLY CONSUMED IN AGRICULTURE | BIENS ET SERVICES DE CONSOMMATION COURANTE DE L'AGRICULTURE | 90.7 | 90.7 | 91.1 | 91.9 | 92.3 | 92.8 | 92.9 | 93.0 | 93.7 | 93.7 | 93.2 | 92.9 | 92.7 |
| 1 | Saat- und Pflanzgut | Seeds | Semences et plants | 114.4 | 113.4 | 113.4 | 113.4 | 118.1 | 118.1 | 118.1 | 117.5 | 117.5 | 117.5 | 116.9 | 116.9 | 116.9 |
| 2 | Nutz- und Zuchtvieh | Animals for rearing and production | Animaux d'élevage et de rente | 81.7 | 81.0 | 86.0 | 84.4 | 87.2 | 85.5 | 84.3 | 87.1 | 78.2 | 73.6 | 66.6 | 65.0 | 74.2 |
| 3 | Energie und Schmierstoffe | Energy, lubricants | Energie et lubrifiants | 86.0 | 86.2 | 85.0 | 86.1 | 87.0 | 87.3 | 88.5 | 89.3 | 90.6 | 89.3 | 87.3 | 88.5 | 90.3 |
| 4 | Dünge- und Bodenverbesserungsmittel | Fertilizers, soil improvers | Engrais et amendements | 88.3 | 88.8 | 90.1 | 91.4 | 91.8 | 92.4 | 91.9 | 91.4 | 91.1 | 90.8 | 90.1 | 89.7 | 89.5 |
| 41 | Einnährstoffdünger | Straight fertilizers | Engrais simples | 92.0 | 92.5 | 93.9 | 95.9 | 96.1 | 96.9 | 96.4 | 95.8 | 95.3 | 94.7 | 93.7 | 93.1 | 92.7 |
| 42 | Mehrnährstoffdünger | Compound fertilizers | Engrais composés | 86.4 | 86.9 | 88.2 | 89.3 | 89.9 | 90.5 | 89.9 | 89.5 | 89.2 | 89.0 | 88.4 | 88.1 | 88.0 |
| 43 | Sonstige Dünge- und Bodenverbesserungsmittel | Other fertilizers, soil improvers | Autres engrais et amendements | 91.4 | 91.4 | 91.4 | 91.4 | 91.0 | 91.0 | 91.0 | 90.6 | 90.6 | 90.6 | 90.2 | 90.2 | 90.2 |
| 5 | Pflanzenschutzmittel | Plant protection products | Produits de protection des cultures | 99.4 | 99.5 | 99.5 | 99.5 | 99.1 | 99.2 | 99.3 | 100.6 | 101.3 | 101.4 | 100.8 | 100.8 | 100.8 |
| 6 | Futtermittel | Animal feedingstuffs | Aliments des animaux | 85.2 | 85.0 | 85.5 | 86.6 | 86.8 | 87.5 | 87.7 | 87.7 | 89.1 | 89.6 | 89.3 | 88.8 | 87.9 |
| 61 | Einzel Futtermittel | Straight feedingstuffs | Aliments simples | 90.0 | 89.8 | 89.9 | 90.8 | 89.3 | 90.7 | 89.5 | 89.3 | 90.3 | 90.9 | 90.8 | 90.5 | 87.6 |
| 62 | Mischfuttermittel | Compound feedingstuffs | Aliments composés | 84.7 | 84.5 | 85.0 | 86.1 | 86.6 | 87.2 | 87.5 | 87.5 | 89.0 | 89.4 | 89.1 | 88.6 | 87.9 |
| 7 | Material und Kleinwerkzeug | Material and small tools | Matériel et petit outillage | 101.1 | 101.2 | 101.4 | 101.1 | 100.5 | 100.8 | 100.2 | 99.8 | 100.1 | 100.0 | 99.4 | 99.0 | 98.8 |
| 8 | Instandhaltung und Reparatur von Maschinen | Maintenance and repair of plant | Entretien et réparation du matériel | 101.3 | 101.2 | 102.2 | 102.2 | 101.8 | 102.8 | 102.8 | 102.4 | 102.4 | 102.4 | 101.9 | 102.0 | 102.0 |
| 9 | Instandhaltung und Reparatur von Wirtschaftsgebäuden und sonstigen Bauten | Maintenance and repair of agricultural buildings and other buildings | Entretien et réparation des bâtiments d'exploitation et autres ouvrages | 107.9 | 108.5 | 109.9 | 109.9 | 109.5 | 109.7 | 109.7 | 109.3 | 109.7 | 109.7 | 109.1 | 110.7 | 110.7 |
| 10 | Veterinärleistungen | Veterinary services | Services vétérinaires | 102.2 | 102.5 | 102.3 | 102.6 | 102.4 | 102.5 | 103.3 | 105.1 | 105.3 | 105.7 | 105.3 | 105.3 | 105.4 |
| 11 | Allgemeine Wirtschaftsausgaben | General expenses | Frais généraux | 90.1 | 90.2 | 90.3 | 90.3 | 90.1 | 89.3 | 89.4 | 89.0 | 88.4 | 88.4 | 95.6 | 87.5 | 87.6 |
| 02 | WAREN UND DIENSTLEISTUNGEN LANDWIRTSCHAFTLICHER INVESTITIONEN | GOODS AND SERVICES CONTRIBUTING TO AGRICULTURAL INVESTMENT | BIENS ET SERVICES CONCOURANT AUX INVESTISSEMENTS DE L'AGRICULTURE | 103.4 | 103.4 | 103.4 | 103.3 | 103.0 | 103.2 | 104.2 | 103.8 | 103.8 | 104.0 | 103.9 | 104.2 | 104.3 |
| 12 | Maschinen und andere Ausrüstungsgüter | Machinery and other equipment | Machines et autres biens d'équipement | 100.1 | 100.0 | 100.0 | 100.8 | 100.6 | 100.7 | 100.7 | 100.3 | 100.4 | 100.4 | 100.1 | 100.6 | 100.7 |
| 13 | Bauten | Buildings | Ouvrages | 107.0 | 107.1 | 107.2 | 106.1 | 105.8 | 105.9 | 108.1 | 107.8 | 107.7 | 107.9 | 108.3 | 108.2 | 108.3 |

DEFLATIONIERTE PREISINDIZES / DEFLATED PRICE INDICES / INDICES DES PRIX DEFLATES

1990 = 100 (ohne MwSt / excluding VAT / TVA exclue)



| | | | ITALIA | | | | | | | | | | | | | |
|----|---|--|---|-------|-------|-------|-------|-------|-------|-------|-------|-------|-------|-------|-------|-------|
| | | | 1995 | 1995 | 1995 | 1995 | 1996 | 1996 | 1996 | 1996 | 1996 | 1996 | 1996 | 1996 | 1996 | |
| | | | sep | oct | nov | dec | jan | feb | mar | apr | mai | jun | jul | aug | sep | |
| 00 | INSGESAMT (01 + 02) | TOTAL (01 + 02) | TOTAL (01 + 02) | 99.3 | 99.2 | 99.1 | 99.1 | 99.6 | 99.5 | 99.3 | 98.9 | 99.0 | 98.3 | 99.2 | 98.8 | 98.3 |
| 01 | WAREN UND DIENSTLEISTUNGEN DES LAUFENDEN LANDWIRTSCHAFTLICHEN VERBRAUCHS | GOODS AND SERVICES CURRENTLY CONSUMED IN AGRICULTURE | BIENS ET SERVICES DE CONSOMMATION COURANTE DE L'AGRICULTURE | 98.7 | 98.3 | 98.5 | 98.5 | 98.8 | 98.6 | 98.4 | 97.9 | 98.4 | 97.0 | 97.2 | 97.1 | 96.3 |
| 1 | Saat- und Pflanzgut | Seeds | Semences et plants | 98.9 | 101.1 | 103.6 | 102.1 | 101.6 | 102.1 | 99.5 | 98.2 | 98.8 | 99.3 | 99.5 | 99.9 | 99.6 |
| 2 | Nutz- und Zuchtvieh | Animals for rearing and production | Animaux d'élevage et de rente | 100.0 | 97.8 | 94.9 | 93.8 | 92.1 | 91.0 | 90.6 | 86.8 | 88.0 | 86.1 | 83.4 | 83.4 | 82.0 |
| 3 | Energie und Schmierstoffe | Energy, lubricants | Energie et lubrifiants | 115.3 | 115.1 | 114.5 | 115.3 | 115.6 | 115.5 | 115.2 | 115.6 | 114.5 | 114.0 | 115.2 | 115.6 | 117.4 |
| 4 | Dünge- und Bodenverbesserungsmittel | Fertilizers, soil improvers | Engrais et amendements | 106.7 | 106.9 | 107.4 | 107.9 | 109.4 | 109.4 | 109.4 | 108.3 | 107.4 | 106.9 | 107.0 | 106.4 | 105.4 |
| 41 | Einnährstoffdünger | Straight fertilizers | Engrais simples | 113.7 | 113.5 | 114.1 | 114.5 | 116.2 | 116.1 | 115.7 | 114.3 | 113.1 | 112.7 | 112.8 | 112.7 | 111.7 |
| 42 | Mehrnährstoffdünger | Compound fertilizers | Engrais composés | 101.3 | 101.8 | 102.3 | 102.8 | 104.4 | 104.3 | 104.7 | 103.8 | 103.1 | 102.6 | 102.7 | 101.6 | 100.5 |
| 43 | Sonstige Dünge- und Bodenverbesserungsmittel | Other fertilizers, soil improvers | Autres engrais et amendements | 103.6 | 99.6 | 99.0 | 98.8 | 97.8 | 99.6 | 99.6 | 99.5 | 99.1 | 98.8 | 98.9 | 98.8 | 98.5 |
| 5 | Pflanzenschutzmittel | Plant protection products | Produits de protection des cultures | 100.7 | 100.3 | 99.7 | 99.5 | 99.6 | 99.6 | 99.0 | 97.3 | 97.4 | 97.2 | 97.6 | 97.4 | 97.4 |
| 6 | Futtermittel | Animal feedingstuffs | Aliments des animaux | 96.5 | 95.7 | 95.9 | 96.2 | 96.4 | 95.8 | 96.0 | 95.7 | 97.3 | 95.0 | 95.1 | 94.9 | 93.4 |
| 61 | Einzelfuttermittel | Straight feedingstuffs | Aliments simples | 105.6 | 104.1 | 105.1 | 105.3 | 104.7 | 102.6 | 103.0 | 102.4 | 106.3 | 98.9 | 98.1 | 97.7 | 96.1 |
| 62 | Mischfuttermittel | Compound feedingstuffs | Aliments composés | 92.1 | 91.8 | 91.6 | 91.8 | 92.5 | 92.6 | 92.6 | 92.5 | 93.1 | 93.2 | 93.7 | 93.5 | 92.1 |
| 7 | Material und Kleinwerkzeug | Material and small tools | Matériel et petit outillage | 107.0 | 106.0 | 104.3 | 103.6 | 102.7 | 102.7 | 102.5 | 101.7 | 101.0 | 99.9 | 100.1 | 99.9 | 99.7 |
| 8 | Instandhaltung und Reparatur von Maschinen | Maintenance and repair of plant | Entretien et réparation du matériel | 97.0 | 96.7 | 98.5 | 98.4 | 97.8 | 99.3 | 99.0 | 98.5 | 100.2 | 100.0 | 100.1 | 100.3 | 100.0 |
| 9 | Instandhaltung und Reparatur von Wirtschaftsgebäuden und sonstigen Bauten | Maintenance and repair of agricultural buildings and other buildings | Entretien et réparation des bâtiments d'exploitation et autres ouvrages | 101.5 | 101.5 | 101.4 | 101.3 | 100.9 | 100.7 | 100.5 | 100.0 | 99.8 | 99.8 | 99.8 | 101.4 | 101.2 |
| 10 | Veterinärleistungen | Veterinary services | Services vétérinaires | 92.7 | 92.4 | 91.8 | 91.6 | 91.4 | 94.9 | 94.7 | 94.2 | 93.8 | 93.6 | 95.6 | 95.5 | 95.2 |
| 11 | Allgemeine Wirtschaftsausgaben | General expenses | Frais généraux | 79.3 | 78.8 | 79.2 | 78.7 | 78.7 | 77.6 | 76.6 | 76.1 | 74.5 | 73.7 | 72.9 | 72.7 | 72.4 |
| 02 | WAREN UND DIENSTLEISTUNGEN LANDWIRTSCHAFTLICHER INVESTITIONEN | GOODS AND SERVICES CONTRIBUTING TO AGRICULTURAL INVESTMENT | BIENS ET SERVICES CONCOURANT AUX INVESTISSEMENTS DE L'AGRICULTURE | 100.0 | 100.1 | 99.7 | 99.6 | 100.3 | 100.5 | 100.3 | 99.9 | 99.6 | 99.7 | 101.3 | 100.5 | 100.2 |
| 12 | Maschinen und andere Ausrüstungsgüter | Machinery and other equipment | Machines et autres biens d'équipement | 104.2 | 104.8 | 104.7 | 104.8 | 106.5 | 107.1 | 106.9 | 106.6 | 106.2 | 106.2 | 106.5 | 106.5 | 106.2 |
| 13 | Bauten | Buildings | Ouvrages | 96.5 | 96.1 | 95.5 | 95.2 | 95.1 | 94.9 | 94.7 | 94.3 | 94.0 | 94.2 | 96.9 | 95.4 | 95.3 |

DEFLATIONIERTE PREISINDIZES / DEFLATED PRICE INDICES / INDICES DES PRIX DEFLATES

1990 = 100 (ohne MwSt / excluding VAT / TVA exclue)



LUXEMBOURG

| | | | 1995 | | | | 1996 | | | | | | | | |
|----|---|--|-------|-------|-------|-------|-------|-------|-------|-------|-------|-------|-------|-------|-------|
| | | | sep | oct | nov | dec | jan | feb | mar | apr | mai | jun | jul | aug | sep |
| 00 | INSGESAMT (01 + 02) | TOTAL (01 + 02) | 94.0 | 94.1 | 94.0 | 93.7 | 95.4 | 95.3 | 95.3 | 95.3 | 95.6 | 95.6 | 95.0 | 95.1 | 95.4 |
| 01 | WAREN UND DIENSTLEISTUNGEN DES LAUFENDEN LANDWIRTSCHAFTLICHEN VERBRAUCHS | GOODS AND SERVICES CURRENTLY CONSUMED IN AGRICULTURE | 89.9 | 90.1 | 89.8 | 89.3 | 92.1 | 92.1 | 92.1 | 92.2 | 92.8 | 92.8 | 91.8 | 92.1 | 92.6 |
| | | | | | | | | | | | | | | | |
| 1 | Saat- und Pflanzgut | Seeds | 85.1 | 85.0 | 85.0 | 84.9 | 88.8 | 86.5 | 86.3 | 86.1 | 88.0 | 86.0 | 86.0 | 85.9 | 85.8 |
| 2 | Nutz- und Zuchtvieh | Animals for rearing and production | 80.2 | 81.8 | 78.0 | 74.1 | 75.3 | 77.7 | 78.4 | 83.1 | 92.9 | 97.9 | 94.5 | 98.5 | 99.3 |
| 3 | Energie und Schmierstoffe | Energy, lubricants | 84.1 | 85.0 | 83.8 | 81.5 | 81.2 | 79.9 | 79.9 | 81.1 | 82.6 | 81.7 | 83.1 | 85.1 | 88.1 |
| 4 | Dünge- und Bodenverbesserungsmittel | Fertilizers, soil improvers | 92.9 | 92.7 | 92.7 | 92.6 | 94.6 | 94.2 | 93.6 | 93.4 | 93.3 | 93.3 | 88.4 | 88.3 | 88.4 |
| 41 | Einnährstoffdünger | Straight fertilizers | 96.6 | 96.4 | 96.4 | 96.4 | 98.0 | 97.5 | 96.8 | 96.6 | 96.5 | 96.5 | 91.4 | 91.3 | 91.5 |
| 42 | Mehrnährstoffdünger | Compound fertilizers | 77.4 | 77.3 | 77.3 | 77.3 | 80.8 | 80.7 | 80.5 | 80.3 | 80.2 | 80.2 | 75.9 | 75.8 | 75.8 |
| 43 | Sonstige Dünge- und Bodenverbesserungsmittel | Other fertilizers, soil improvers | 100.0 | 100.0 | 100.0 | 100.0 | 100.0 | 100.0 | 100.0 | 100.0 | 100.0 | 100.0 | 100.0 | 100.0 | 100.0 |
| 5 | Pflanzenschutzmittel | Plant protection products | 93.8 | 93.6 | 93.6 | 93.6 | 103.1 | 103.0 | 102.7 | 102.5 | 102.4 | 102.4 | 102.3 | 102.2 | 102.2 |
| 6 | Futtermittel | Animal feedingstuffs | 78.6 | 78.5 | 78.5 | 78.4 | 85.6 | 85.7 | 85.6 | 85.4 | 85.3 | 85.0 | 84.9 | 84.7 | 85.2 |
| 61 | Einzelfuttermittel | Straight feedingstuffs | 55.3 | 55.2 | 55.2 | 55.2 | 57.8 | 59.6 | 60.1 | 59.9 | 59.9 | 57.1 | 57.0 | 55.7 | 55.7 |
| 62 | Mischfuttermittel | Compound feedingstuffs | 81.5 | 81.3 | 81.3 | 81.3 | 89.0 | 88.9 | 88.7 | 88.5 | 88.5 | 88.5 | 88.4 | 88.3 | 88.8 |
| 7 | Material und Kleinwerkzeug | Material and small tools | 102.1 | 102.0 | 102.6 | 102.5 | 102.9 | 102.9 | 102.9 | 102.7 | 102.7 | 102.7 | 102.7 | 102.7 | 102.7 |
| 8 | Instandhaltung und Reparatur von Maschinen | Maintenance and repair of plant | 94.7 | 94.8 | 94.8 | 94.8 | 95.5 | 96.0 | 95.0 | 94.6 | 94.7 | 94.1 | 94.0 | 93.9 | 93.9 |
| 9 | Instandhaltung und Reparatur von Wirtschaftsgebäuden und sonstigen Bauten | Maintenance and repair of agricultural buildings and other buildings | 103.7 | 103.5 | 103.5 | 103.5 | 105.1 | 105.0 | 104.7 | 104.5 | 104.4 | 104.4 | 104.3 | 104.2 | 104.1 |
| 10 | Veterinärleistungen | Veterinary services | 115.7 | 115.5 | 115.5 | 115.4 | 115.2 | 115.1 | 120.6 | 120.3 | 120.2 | 120.2 | 120.1 | 120.0 | 119.9 |
| 11 | Allgemeine Wirtschaftsausgaben | General expenses | 99.0 | 99.6 | 99.6 | 99.5 | 98.7 | 98.5 | 98.5 | 98.1 | 98.0 | 98.0 | 98.0 | 97.9 | 97.8 |
| 02 | WAREN UND DIENSTLEISTUNGEN LANDWIRTSCHAFTLICHER INVESTITIONEN | GOODS AND SERVICES CONTRIBUTING TO AGRICULTURAL INVESTMENT | 99.5 | 99.6 | 99.6 | 99.6 | 99.8 | 99.7 | 99.6 | 99.4 | 99.3 | 99.3 | 99.3 | 99.2 | 99.2 |
| | | | | | | | | | | | | | | | |
| 12 | Maschinen und andere Ausrüstungsgüter | Machinery and other equipment | 99.9 | 100.3 | 100.3 | 100.3 | 100.3 | 100.3 | 100.3 | 100.2 | 100.1 | 100.1 | 100.0 | 100.0 | 100.0 |
| 13 | Bauten | Buildings | 98.9 | 98.8 | 98.8 | 98.7 | 99.0 | 98.9 | 98.7 | 98.4 | 98.4 | 98.4 | 98.3 | 98.2 | 98.1 |

DEFLATIONIERTE PREISINDIZES / DEFLATED PRICE INDICES / INDICES DES PRIX DEFLATES

1990 = 100 (ohne MwSt / excluding VAT / TVA exclue)



| | | | NEDERLAND | | | | | | | | | | | | | |
|----|---|--|---|-------|-------|-------|-------|-------|-------|-------|-------|-------|-------|-------|-------|-------|
| | | | 1995 | | | | 1996 | | | | | | | | | |
| | | | sep | oct | nov | dec | jan | feb | mar | apr | mai | jun | jul | aug | sep | |
| 00 | INSGESAMT (01 + 02) | TOTAL (01 + 02) | TOTAL (01 + 02) | 88.1 | 89.6 | 89.7 | 90.5 | 90.9 | 92.2 | 92.4 | 92.0 | 92.6 | 95.2 | 97.8 | 92.8 | 91.8 |
| 01 | WAREN UND DIENSTLEISTUNGEN DES LAUFENDEN LANDWIRTSCHAFTLICHEN VERBRAUCHS | GOODS AND SERVICES CURRENTLY CONSUMED IN AGRICULTURE | BIENS ET SERVICES DE CONSOMMATION COURANTE DE L'AGRICULTURE | 85.9 | 87.9 | 88.0 | 89.0 | 89.7 | 91.4 | 91.9 | 91.4 | 92.2 | 95.5 | 99.1 | 92.4 | 91.4 |
| 1 | Saat- und Pflanzgut | Seeds | Semences et plants | 90.2 | 113.2 | 121.2 | 121.6 | 109.5 | 111.0 | 146.7 | 147.7 | 153.3 | 219.8 | 323.8 | 164.5 | 163.0 |
| 2 | Nutz- und Zuchtvieh | Animals for rearing and production | Animaux d'élevage et de rente | 60.3 | 59.1 | 59.1 | 59.3 | 56.6 | 94.5 | 62.2 | 57.6 | 57.0 | 57.8 | 60.2 | 53.9 | 53.4 |
| 3 | Energie und Schmierstoffe | Energy, lubricants | Energie et lubrifiants | 84.8 | 85.7 | 85.9 | 86.7 | 89.8 | 90.1 | 89.3 | 89.6 | 88.8 | 88.9 | 89.8 | 89.9 | 91.0 |
| 4 | Dünge- und Bodenverbesserungsmittel | Fertilizers, soil improvers | Engrais et amendements | 91.9 | 90.5 | 91.6 | 92.8 | 92.4 | 94.6 | 93.5 | 93.8 | 93.8 | 93.5 | 92.0 | 91.2 | 90.3 |
| 41 | Einnährstoffdünger | Straight fertilizers | Engrais simples | 93.8 | 92.3 | 93.7 | 95.0 | 94.8 | 97.4 | 96.3 | 96.5 | 96.5 | 96.0 | 94.0 | 93.0 | 92.1 |
| 42 | Mehrnährstoffdünger | Compound fertilizers | Engrais composés | 87.3 | 86.1 | 86.4 | 87.5 | 87.5 | 89.1 | 88.0 | 88.3 | 88.5 | 88.5 | 87.9 | 87.3 | 86.4 |
| 43 | Sonstige Dünge- und Bodenverbesserungsmittel | Other fertilizers, soil improvers | Autres engrais et amendements | 97.8 | 97.4 | 97.9 | 98.3 | 93.5 | 93.9 | 93.2 | 93.2 | 93.3 | 93.7 | 92.9 | 93.1 | 92.2 |
| 5 | Pflanzenschutzmittel | Plant protection products | Produits de protection des cultures | 101.8 | 101.9 | 101.9 | 102.2 | 102.7 | 102.4 | 101.6 | 101.5 | 101.7 | 102.1 | 101.7 | 101.7 | 100.8 |
| 6 | Futtermittel | Animal feedingstuffs | Aliments des animaux | 77.3 | 77.6 | 78.1 | 78.9 | 79.7 | 80.4 | 80.3 | 80.4 | 81.7 | 83.0 | 82.8 | 82.6 | 81.5 |
| 61 | Einzel Futtermittel | Straight feedingstuffs | Aliments simples | 86.4 | 88.8 | 88.1 | 89.8 | 90.5 | 90.9 | 92.3 | 92.1 | 95.3 | 97.4 | 96.3 | 95.7 | 94.6 |
| 62 | Mischfuttermittel | Compound feedingstuffs | Aliments composés | 77.2 | 77.4 | 78.0 | 78.7 | 79.5 | 80.3 | 80.2 | 80.2 | 81.5 | 82.9 | 82.6 | 82.5 | 81.3 |
| 7 | Material und Kleinwerkzeug | Material and small tools | Matériel et petit outillage | 92.2 | 92.2 | 93.1 | 93.4 | 92.1 | 91.8 | 91.0 | 91.8 | 92.0 | 92.3 | 92.0 | 92.0 | 90.4 |
| 8 | Instandhaltung und Reparatur von Maschinen | Maintenance and repair of plant | Entretien et réparation du matériel | 97.3 | 96.6 | 96.6 | 96.9 | 97.3 | 96.9 | 96.1 | 96.1 | 96.2 | 96.6 | 96.2 | 95.4 | 94.6 |
| 9 | Instandhaltung und Reparatur von Wirtschaftsgebäuden und sonstigen Bauten | Maintenance and repair of agricultural buildings and other buildings | Entretien et réparation des bâtiments d'exploitation et autres ouvrages | 97.3 | 97.4 | 97.4 | 97.7 | 98.1 | 97.8 | 97.0 | 96.9 | 97.1 | 98.3 | 97.9 | 98.0 | 97.1 |
| 10 | Veterinärleistungen | Veterinary services | Services vétérinaires | 96.7 | 96.8 | 96.8 | 97.1 | 105.1 | 104.7 | 103.9 | 103.8 | 104.0 | 104.4 | 104.0 | 104.1 | 103.1 |
| 11 | Allgemeine Wirtschaftsausgaben | General expenses | Frais généraux | 108.9 | 117.5 | 111.9 | 115.4 | 118.6 | 122.7 | 122.9 | 117.8 | 117.8 | 116.0 | 112.1 | 112.2 | 110.1 |
| 02 | WAREN UND DIENSTLEISTUNGEN LANDWIRTSCHAFTLICHER INVESTITIONEN | GOODS AND SERVICES CONTRIBUTING TO AGRICULTURAL INVESTMENT | BIENS ET SERVICES CONCOURANT AUX INVESTISSEMENTS DE L'AGRICULTURE | 95.0 | 95.0 | 95.0 | 95.3 | 94.9 | 94.6 | 93.8 | 93.7 | 93.9 | 94.3 | 93.9 | 93.9 | 93.1 |
| 12 | Maschinen und andere Ausrüstungsgüter | Machinery and other equipment | Machines et autres biens d'équipement | 97.8 | 97.9 | 97.9 | 98.2 | 97.7 | 97.4 | 96.6 | 96.5 | 96.7 | 97.1 | 96.7 | 96.7 | 95.9 |
| 13 | Bauten | Buildings | Ouvrages | 89.1 | 89.2 | 89.2 | 89.5 | 89.0 | 88.8 | 88.0 | 88.0 | 88.1 | 88.5 | 88.1 | 88.2 | 87.4 |

DEFLATIONIERTE PREISINDIZES / DEFLATED PRICE INDICES / INDICES DES PRIX DEFLATES

1990 = 100 (ohne MwSt / excluding VAT / TVA exclue)



ÖSTERREICH

| | | | 1995 | | | | 1996 | | | | | | | | | |
|----|---|--|---|-------|-------|-------|-------|-------|-------|-------|-------|-------|-------|-------|-------|-------|
| | | | sep | oct | nov | dec | jan | feb | mar | apr | mai | jun | jul | aug | sep | |
| 00 | INSGESAMT (01 + 02) | TOTAL (01 + 02) | TOTAL (01 + 02) | 90.6 | 91.2 | 91.3 | 91.4 | 93.2 | 92.4 | 92.1 | 92.7 | 92.9 | 92.3 | 91.2 | 91.2 | 92.3 |
| 01 | WAREN UND DIENSTLEISTUNGEN DES LAUFENDEN LANDWIRTSCHAFTLICHEN VERBRAUCHS | GOODS AND SERVICES CURRENTLY CONSUMED IN AGRICULTURE | BIENS ET SERVICES DE CONSOMMATION COURANTE DE L'AGRICULTURE | 84.1 | 84.5 | 84.6 | 84.7 | 87.8 | 86.8 | 86.5 | 87.4 | 87.5 | 86.9 | 85.5 | 85.8 | 87.1 |
| 1 | Saat- und Pflanzgut | Seeds | Semences et plants | 94.3 | 89.6 | 89.7 | 89.7 | 89.3 | 88.9 | 88.5 | 88.9 | 89.1 | 88.6 | 87.8 | 87.3 | 88.0 |
| 2 | Nutz- und Zuchtvieh | Animals for rearing and production | Animaux d'élevage et de rente | 100.0 | 100.0 | 100.0 | 100.0 | 100.0 | 100.0 | 100.0 | 100.0 | 100.0 | 100.0 | 100.0 | 100.0 | 100.0 |
| 3 | Energie und Schmierstoffe | Energy, lubricants | Energie et lubrifiants | 94.3 | 94.7 | 94.8 | 94.9 | 94.3 | 93.8 | 93.9 | 94.3 | 94.6 | 94.5 | 94.0 | 93.5 | 96.0 |
| 4 | Dünge- und Bodenverbesserungsmittel | Fertilizers, soil improvers | Engrais et amendements | 48.1 | 49.2 | 49.3 | 49.3 | 45.9 | 45.7 | 45.5 | 47.8 | 47.9 | 47.6 | 47.2 | 46.9 | 47.3 |
| 41 | Einnährstoffdünger | Straight fertilizers | Engrais simples | 48.1 | 49.2 | 49.3 | 49.3 | 45.9 | 45.7 | 45.5 | 47.8 | 47.9 | 47.6 | 47.2 | 46.9 | 47.3 |
| 42 | Mehrnährstoffdünger | Compound fertilizers | Engrais composés | 48.1 | 49.2 | 49.3 | 49.3 | 45.9 | 45.7 | 45.5 | 47.8 | 47.9 | 47.6 | 47.2 | 46.9 | 47.3 |
| 43 | Sonstige Dünge- und Bodenverbesserungsmittel | Other fertilizers, soil improvers | Autres engrais et amendements | 48.1 | 49.2 | 49.3 | 49.3 | 45.9 | 45.7 | 45.5 | 47.8 | 47.9 | 47.6 | 47.2 | 46.9 | 47.3 |
| 5 | Pflanzenschutzmittel | Plant protection products | Produits de protection des cultures | 81.9 | 82.2 | 82.3 | 82.3 | 81.9 | 81.5 | 81.1 | 72.6 | 72.7 | 72.3 | 71.7 | 71.3 | 71.9 |
| 6 | Futtermittel | Animal feedingstuffs | Aliments des animaux | 72.6 | 74.3 | 74.3 | 74.4 | 93.5 | 90.1 | 89.5 | 93.1 | 92.8 | 91.1 | 86.7 | 90.4 | 92.1 |
| 61 | Einzelfuttermittel | Straight feedingstuffs | Aliments simples | 72.6 | 74.3 | 74.3 | 74.4 | 93.5 | 90.1 | 89.5 | 93.1 | 92.8 | 91.1 | 86.7 | 90.4 | 92.1 |
| 62 | Mischfuttermittel | Compound feedingstuffs | Aliments composés | 72.6 | 74.3 | 74.3 | 74.4 | 93.5 | 90.1 | 89.5 | 93.1 | 92.8 | 91.1 | 86.7 | 90.4 | 92.1 |
| 7 | Material und Kleinwerkzeug | Material and small tools | Matériel et petit outillage | 100.0 | 100.0 | 100.0 | 100.0 | 100.0 | 100.0 | 100.0 | 100.0 | 100.0 | 100.0 | 100.0 | 100.0 | 100.0 |
| 8 | Instandhaltung und Reparatur von Maschinen | Maintenance and repair of plant | Entretien et réparation du matériel | 101.5 | 101.8 | 101.9 | 101.9 | 103.6 | 103.1 | 102.7 | 102.7 | 102.6 | 101.9 | 101.0 | 100.3 | 101.2 |
| 9 | Instandhaltung und Reparatur von Wirtschaftsgebäuden und sonstigen Bauten | Maintenance and repair of agricultural buildings and other buildings | Entretien et réparation des bâtiments d'exploitation et autres ouvrages | 106.4 | 106.7 | 106.8 | 106.9 | 106.6 | 106.2 | 105.6 | 105.7 | 107.4 | 106.7 | 105.8 | 105.0 | 105.9 |
| 10 | Veterinärleistungen | Veterinary services | Services vétérinaires | 82.2 | 82.5 | 82.5 | 82.6 | 82.2 | 81.8 | 81.5 | 81.5 | 81.3 | 80.9 | 80.2 | 79.7 | 80.4 |
| 11 | Allgemeine Wirtschaftsausgaben | General expenses | Frais généraux | 99.5 | 99.9 | 100.0 | 100.1 | 98.9 | 98.6 | 98.1 | 98.3 | 98.4 | 98.1 | 97.3 | 96.5 | 97.3 |
| 02 | WAREN UND DIENSTLEISTUNGEN LANDWIRTSCHAFTLICHER INVESTITIONEN | GOODS AND SERVICES CONTRIBUTING TO AGRICULTURAL INVESTMENT | BIENS ET SERVICES CONCOURANT AUX INVESTISSEMENTS DE L'AGRICULTURE | 99.8 | 100.8 | 100.9 | 101.0 | 100.9 | 100.4 | 100.0 | 100.4 | 100.6 | 100.1 | 99.4 | 98.8 | 99.8 |
| 12 | Maschinen und andere Ausrüstungsgüter | Machinery and other equipment | Machines et autres biens d'équipement | 97.8 | 99.1 | 99.2 | 99.3 | 99.6 | 99.2 | 98.8 | 98.8 | 99.1 | 98.7 | 97.8 | 97.2 | 98.2 |
| 13 | Bauten | Buildings | Ouvrages | 101.9 | 102.6 | 102.7 | 102.8 | 102.2 | 101.8 | 101.3 | 102.0 | 102.1 | 101.6 | 101.2 | 100.6 | 101.4 |

DEFLATIONIERTE PREISINDIZES / DEFLATED PRICE INDICES / INDICES DES PRIX DEFLATES

1990 = 100 (ohne MwSt / excluding VAT / TVA exclue)



PORTUGAL

| | | | 1995 | | | | 1996 | | | | | | | | | |
|----|---|--|---|-------|-------|-------|-------|-------|-------|-------|-------|-------|-------|-------|-------|-------|
| | | | sep | oct | nov | dec | jan | feb | mar | apr | mai | jun | jul | aug | sep | |
| 00 | INSGESAMT (01 + 02) | TOTAL (01 + 02) | TOTAL (01 + 02) | 77.2 | 76.4 | 75.8 | 76.1 | 79.9 | 80.3 | 80.1 | 79.2 | 75.8 | 74.6 | 73.6 | 73.2 | 73.3 |
| 01 | WAREN UND DIENSTLEISTUNGEN DES LAUFENDEN LANDWIRTSCHAFTLICHEN VERBRAUCHS | GOODS AND SERVICES CURRENTLY CONSUMED IN AGRICULTURE | BIENS ET SERVICES DE CONSOMMATION COURANTE DE L'AGRICULTURE | 72.1 | 71.4 | 70.8 | 71.1 | 75.1 | 75.8 | 75.6 | 74.3 | 70.5 | 69.2 | 67.9 | 67.5 | 67.6 |
| 1 | Saat- und Pflanzgut | Seeds | Semences et plants | 84.2 | 73.8 | 65.4 | 68.0 | 101.7 | 111.4 | 108.9 | 108.5 | 69.1 | 55.4 | 56.1 | 53.5 | 53.6 |
| 2 | Nutz- und Zuchtvieh | Animals for rearing and production | Animaux d'élevage et de rente | 89.7 | 70.1 | 69.0 | 71.4 | 59.6 | 58.6 | 59.2 | 65.9 | 65.2 | 66.9 | 66.1 | 64.4 | 66.3 |
| 3 | Energie und Schmierstoffe | Energy, lubricants | Energie et lubrifiants | 56.2 | 57.1 | 56.4 | 56.8 | 58.3 | 59.0 | 58.9 | 59.0 | 60.1 | 58.8 | 54.9 | 54.7 | 55.1 |
| 4 | Dünge- und Bodenverbesserungsmittel | Fertilizers, soil improvers | Engrais et amendements | 69.0 | 70.3 | 72.3 | 71.3 | 69.6 | 70.7 | 72.6 | 73.0 | 74.4 | 73.6 | 72.9 | 73.4 | 73.2 |
| 41 | Einnährstoffdünger | Straight fertilizers | Engrais simples | 69.3 | 70.5 | 72.4 | 71.2 | 69.4 | 70.7 | 72.7 | 73.1 | 74.8 | 73.9 | 73.4 | 73.6 | 73.8 |
| 42 | Mehrnährstoffdünger | Compound fertilizers | Engrais composés | 66.9 | 68.6 | 72.0 | 72.1 | 71.6 | 70.9 | 71.8 | 71.8 | 71.6 | 71.1 | 68.8 | 71.7 | 68.5 |
| 43 | Sonstige Dünge- und Bodenverbesserungsmittel | Other fertilizers, soil improvers | Autres engrais et amendements | 100.0 | 100.0 | 100.0 | 100.0 | 100.0 | 100.0 | 100.0 | 100.0 | 100.0 | 100.0 | 100.0 | 100.0 | 100.0 |
| 5 | Pflanzenschutzmittel | Plant protection products | Produits de protection des cultures | 93.9 | 93.6 | 93.5 | 93.7 | 93.4 | 92.7 | 92.4 | 91.6 | 91.1 | 91.2 | 91.0 | 90.8 | 90.8 |
| 6 | Futtermittel | Animal feedingstuffs | Aliments des animaux | 68.0 | 69.5 | 69.5 | 69.6 | 71.4 | 70.9 | 70.6 | 68.2 | 67.8 | 67.9 | 66.6 | 66.4 | 66.4 |
| 61 | Einzelfuttermittel | Straight feedingstuffs | Aliments simples | 64.1 | 64.7 | 64.7 | 64.8 | 64.8 | 64.4 | 64.1 | 58.3 | 58.0 | 58.1 | 58.0 | 57.8 | 57.8 |
| 62 | Mischfuttermittel | Compound feedingstuffs | Aliments composés | 69.2 | 71.0 | 71.0 | 71.1 | 73.5 | 73.0 | 72.7 | 71.3 | 70.9 | 71.0 | 69.3 | 69.1 | 69.1 |
| 7 | Material und Kleinwerkzeug | Material and small tools | Matériel et petit outillage | 82.5 | 80.3 | 81.7 | 82.9 | 80.6 | 84.6 | 84.1 | 79.4 | 79.5 | 82.4 | 84.5 | 81.2 | 80.1 |
| 8 | Instandhaltung und Reparatur von Maschinen | Maintenance and repair of plant | Entretien et réparation du matériel | : | : | : | : | : | : | : | : | : | : | : | : | : |
| 9 | Instandhaltung und Reparatur von Wirtschaftsgebäuden und sonstigen Bauten | Maintenance and repair of agricultural buildings and other buildings | Entretien et réparation des bâtiments d'exploitation et autres ouvrages | : | : | : | : | : | : | : | : | : | : | : | : | : |
| 10 | Veterinärleistungen | Veterinary services | Services vétérinaires | 105.0 | 101.2 | 101.9 | 101.2 | 107.9 | 102.9 | 104.1 | 101.5 | 98.6 | 99.9 | 96.2 | 95.9 | 97.0 |
| 11 | Allgemeine Wirtschaftsausgaben | General expenses | Frais généraux | 85.1 | 84.8 | 84.8 | 84.9 | 84.7 | 84.1 | 83.8 | 83.0 | 82.6 | 82.7 | 82.5 | 82.3 | 82.3 |
| 02 | WAREN UND DIENSTLEISTUNGEN LANDWIRTSCHAFTLICHER INVESTITIONEN | GOODS AND SERVICES CONTRIBUTING TO AGRICULTURAL INVESTMENT | BIENS ET SERVICES CONCOURANT AUX INVESTISSEMENTS DE L'AGRICULTURE | 108.4 | 106.4 | 106.3 | 106.6 | 109.5 | 107.7 | 107.5 | 108.7 | 108.0 | 107.9 | 108.2 | 108.1 | 108.0 |
| 12 | Maschinen und andere Ausrüstungsgüter | Machinery and other equipment | Machines et autres biens d'équipement | 107.6 | 105.4 | 105.4 | 105.6 | 108.8 | 107.0 | 106.8 | 108.1 | 107.4 | 107.3 | 107.6 | 107.6 | 107.4 |
| 13 | Bauten | Buildings | Ouvrages | 119.4 | 118.9 | 118.8 | 119.1 | 118.7 | 117.9 | 117.4 | 116.4 | 115.8 | 116.0 | 115.7 | 115.4 | 115.4 |

DEFLATIONIERTE PREISINDIZES / DEFLATED PRICE INDICES / INDICES DES PRIX DEFLATES

1990 = 100 (ohne MwSt / excluding VAT / TVA exclue)



SUOMI/FINLAND

| | | | 1995 | | | | | 1996 | | | | | | | |
|----|---|--|-------|-------|-------|-------|-------|------|------|------|-------|-------|-------|-------|-------|
| | | | sep | oct | nov | dec | jan | feb | mar | apr | mai | jun | jul | aug | sep |
| 00 | INSGESAMT (01 + 02) | TOTAL (01 + 02) | 76.1 | 76.1 | 76.5 | 76.8 | 77.5 | 77.8 | 77.7 | 77.9 | 78.3 | 78.2 | 77.3 | 77.3 | 78.2 |
| 01 | WAREN UND DIENSTLEISTUNGEN DES LAUFENDEN LANDWIRTSCHAFTLICHEN VERBRAUCHS | GOODS AND SERVICES CURRENTLY CONSUMED IN AGRICULTURE | 73.1 | 73.2 | 73.4 | 73.9 | 75.1 | 75.3 | 75.3 | 75.5 | 76.4 | 76.2 | 74.7 | 75.1 | 76.5 |
| 1 | Saat- und Pflanzgut | Seeds | 59.3 | 46.9 | 47.0 | 47.0 | 50.5 | 50.3 | 52.3 | 52.3 | 55.0 | 55.0 | 55.0 | 55.2 | 55.0 |
| 2 | Nutz- und Zuchtvieh | Animals for rearing and production | 57.8 | 54.8 | 54.5 | 55.5 | 55.3 | 55.3 | 54.2 | 49.8 | 48.6 | 48.2 | 48.2 | 49.2 | 49.8 |
| 3 | Energie und Schmierstoffe | Energy, lubricants | 81.3 | 79.3 | 78.8 | 82.3 | 86.9 | 89.3 | 87.8 | 89.1 | 88.2 | 86.5 | 87.6 | 86.7 | 91.7 |
| 4 | Dünge- und Bodenverbesserungsmittel | Fertilizers, soil improvers | 82.3 | 84.0 | 84.9 | 85.7 | 86.3 | 87.5 | 88.1 | 88.9 | 88.8 | 88.8 | 79.9 | 81.8 | 82.4 |
| 41 | Einnährstoffdünger | Straight fertilizers | 79.6 | 80.5 | 81.6 | 82.6 | 83.3 | 84.8 | 85.6 | 86.4 | 86.2 | 86.2 | 81.8 | 83.8 | 84.5 |
| 42 | Mehrnährstoffdünger | Compound fertilizers | 80.8 | 82.7 | 83.7 | 84.6 | 85.2 | 86.6 | 87.3 | 88.2 | 88.0 | 88.0 | 77.9 | 79.9 | 80.7 |
| 43 | Sonstige Dünge- und Bodenverbesserungsmittel | Other fertilizers, soil improvers | 97.1 | 97.1 | 97.4 | 97.5 | 97.3 | 97.0 | 96.9 | 96.7 | 96.5 | 96.5 | 96.6 | 96.8 | 96.6 |
| 5 | Pflanzenschutzmittel | Plant protection products | 82.5 | 82.5 | 82.7 | 82.8 | 81.9 | 81.6 | 81.5 | 81.4 | 81.9 | 81.9 | 82.0 | 82.2 | 82.0 |
| 6 | Futtermittel | Animal feedingstuffs | 59.2 | 60.3 | 60.5 | 60.6 | 62.1 | 61.9 | 61.8 | 61.7 | 63.8 | 63.8 | 63.9 | 64.0 | 66.0 |
| 61 | Einzelfuttermittel | Straight feedingstuffs | 105.3 | 105.3 | 105.6 | 105.7 | 100.2 | 99.9 | 99.7 | 99.6 | 101.9 | 101.9 | 102.0 | 102.2 | 103.6 |
| 62 | Mischfuttermittel | Compound feedingstuffs | 57.1 | 58.3 | 58.4 | 58.5 | 60.3 | 60.1 | 60.0 | 60.0 | 62.1 | 62.1 | 62.1 | 62.3 | 64.3 |
| 7 | Material und Kleinwerkzeug | Material and small tools | 86.3 | 87.0 | 87.3 | 87.5 | 86.7 | 86.7 | 87.2 | 87.4 | 87.8 | 87.9 | 87.6 | 87.8 | 87.0 |
| 8 | Instandhaltung und Reparatur von Maschinen | Maintenance and repair of plant | 85.3 | 85.3 | 85.4 | 85.1 | 85.0 | 83.7 | 83.5 | 83.4 | 84.1 | 84.1 | 84.2 | 84.4 | 84.1 |
| 9 | Instandhaltung und Reparatur von Wirtschaftsgebäuden und sonstigen Bauten | Maintenance and repair of agricultural buildings and other buildings | 83.8 | 83.7 | 83.9 | 84.0 | 83.2 | 82.8 | 82.7 | 82.5 | 82.9 | 82.9 | 83.6 | 84.2 | 84.4 |
| 10 | Veterinärleistungen | Veterinary services | 96.2 | 96.2 | 96.4 | 96.5 | 96.4 | 96.0 | 95.9 | 97.8 | 97.6 | 97.6 | 97.7 | 97.9 | 97.7 |
| 11 | Allgemeine Wirtschaftsausgaben | General expenses | 79.7 | 79.6 | 79.6 | 79.7 | 79.9 | 79.6 | 79.4 | 79.4 | 79.0 | 78.8 | 78.8 | 78.9 | 79.1 |
| 02 | WAREN UND DIENSTLEISTUNGEN LANDWIRTSCHAFTLICHER INVESTITIONEN | GOODS AND SERVICES CONTRIBUTING TO AGRICULTURAL INVESTMENT | 82.5 | 82.5 | 83.1 | 83.2 | 82.7 | 83.2 | 83.1 | 83.0 | 82.5 | 82.6 | 82.7 | 82.1 | 82.1 |
| 12 | Maschinen und andere Ausrüstungsgüter | Machinery and other equipment | 83.4 | 83.4 | 84.2 | 84.3 | 84.0 | 84.8 | 84.7 | 84.6 | 83.9 | 83.9 | 83.9 | 82.9 | 82.8 |
| 13 | Bauten | Buildings | 80.5 | 80.3 | 80.4 | 80.4 | 79.7 | 79.2 | 79.2 | 79.3 | 79.2 | 79.4 | 79.8 | 80.2 | 80.4 |

DEFLATIONIERTE PREISINDIZES / DEFLATED PRICE INDICES / INDICES DES PRIX DEFLATES

1990 = 100 (ohne MwSt / excluding VAT / TVA exclue)



SVERIGE

| | | | 1995 | | | | 1996 | | | | | | | | |
|----|---|--|-------|-------|-------|-------|-------|-------|-------|-------|-------|-------|-------|-------|-------|
| | | | sep | oct | nov | dec | jan | feb | mar | apr | mai | jun | jul | aug | sep |
| 00 | INSGESAMT (01 + 02) | TOTAL (01 + 02) | 93.4 | 94.9 | 94.8 | 95.4 | 97.3 | 97.9 | 98.0 | 97.9 | 98.0 | 98.1 | 98.1 | 98.9 | 98.7 |
| 01 | WAREN UND DIENSTLEISTUNGEN DES LAUFENDEN LANDWIRTSCHAFTLICHEN VERBRAUCHS | GOODS AND SERVICES CURRENTLY CONSUMED IN AGRICULTURE | 90.4 | 92.5 | 92.4 | 93.0 | 95.4 | 96.1 | 96.3 | 96.3 | 96.4 | 96.4 | 96.3 | 97.2 | 97.2 |
| 1 | Saat- und Pflanzgut | Seeds | 71.8 | 65.6 | 65.6 | 65.8 | 66.7 | 71.2 | 72.7 | 72.6 | 72.7 | 73.0 | 73.1 | 74.8 | 74.3 |
| 2 | Nutz- und Zuchtvieh | Animals for rearing and production | 100.0 | 100.0 | 100.0 | 100.0 | 100.0 | 100.0 | 100.0 | 100.0 | 100.0 | 100.0 | 100.0 | 100.0 | 100.0 |
| 3 | Energie und Schmierstoffe | Energy, lubricants | 102.3 | 119.8 | 118.5 | 120.1 | 128.4 | 127.5 | 129.0 | 128.7 | 127.6 | 125.0 | 125.7 | 128.9 | 132.0 |
| 4 | Dünge- und Bodenverbesserungsmittel | Fertilizers, soil improvers | 87.9 | 88.0 | 88.5 | 90.0 | 89.2 | 90.4 | 90.4 | 90.7 | 91.1 | 91.5 | 88.4 | 88.9 | 88.4 |
| 41 | Einnährstoffdünger | Straight fertilizers | 94.5 | 94.6 | 95.3 | 97.3 | 97.5 | 97.4 | 96.9 | 96.7 | 96.8 | 97.2 | 97.4 | 97.9 | 97.3 |
| 42 | Mehrnährstoffdünger | Compound fertilizers | 79.9 | 80.1 | 80.4 | 81.5 | 79.4 | 82.2 | 82.7 | 83.4 | 84.3 | 84.7 | 77.9 | 78.5 | 78.1 |
| 43 | Sonstige Dünge- und Bodenverbesserungsmittel | Other fertilizers, soil improvers | 105.0 | 104.7 | 104.8 | 105.1 | 106.1 | 106.0 | 105.5 | 105.3 | 105.4 | 105.8 | 106.0 | 106.6 | 105.9 |
| 5 | Pflanzenschutzmittel | Plant protection products | 85.5 | 85.2 | 85.3 | 85.6 | 86.4 | 86.3 | 87.0 | 86.8 | 87.0 | 87.3 | 87.4 | 87.9 | 87.3 |
| 6 | Futtermittel | Animal feedingstuffs | 72.8 | 72.0 | 71.3 | 71.9 | 72.6 | 73.3 | 73.8 | 73.7 | 74.5 | 75.1 | 75.4 | 75.7 | 75.1 |
| 61 | Einzelfuttermittel | Straight feedingstuffs | 84.7 | 81.4 | 82.1 | 83.4 | 85.1 | 86.1 | 86.2 | 86.6 | 87.3 | 87.7 | 88.0 | 88.6 | 88.3 |
| 62 | Mischfuttermittel | Compound feedingstuffs | 71.5 | 71.0 | 70.2 | 70.7 | 71.3 | 72.0 | 72.6 | 72.3 | 73.1 | 73.8 | 74.1 | 74.4 | 73.7 |
| 7 | Material und Kleinwerkzeug | Material and small tools | 100.0 | 100.0 | 100.0 | 100.0 | 100.0 | 100.0 | 100.0 | 100.0 | 100.0 | 100.0 | 100.0 | 100.0 | 100.0 |
| 8 | Instandhaltung und Reparatur von Maschinen | Maintenance and repair of plant | 107.7 | 108.9 | 109.2 | 109.6 | 116.1 | 116.5 | 116.1 | 116.6 | 116.7 | 117.4 | 117.7 | 118.3 | 117.9 |
| 9 | Instandhaltung und Reparatur von Wirtschaftsgebäuden und sonstigen Bauten | Maintenance and repair of agricultural buildings and other buildings | 95.4 | 95.1 | 95.1 | 95.1 | 95.0 | 94.6 | 94.0 | 94.3 | 94.4 | 94.7 | 94.7 | 95.2 | 94.7 |
| 10 | Veterinärleistungen | Veterinary services | 119.1 | 118.7 | 118.8 | 119.4 | 121.5 | 121.3 | 120.8 | 120.6 | 120.8 | 121.2 | 121.6 | 122.2 | 121.5 |
| 11 | Allgemeine Wirtschaftsausgaben | General expenses | 97.3 | 97.2 | 97.6 | 97.6 | 100.3 | 99.9 | 99.2 | 98.7 | 98.5 | 98.4 | 99.0 | 99.2 | 98.9 |
| 02 | WAREN UND DIENSTLEISTUNGEN LANDWIRTSCHAFTLICHER INVESTITIONEN | GOODS AND SERVICES CONTRIBUTING TO AGRICULTURAL INVESTMENT | 103.7 | 102.9 | 103.0 | 103.3 | 103.8 | 103.7 | 103.5 | 103.3 | 103.5 | 103.8 | 104.0 | 104.5 | 103.8 |
| 12 | Maschinen und andere Ausrüstungsgüter | Machinery and other equipment | 105.5 | 104.5 | 104.7 | 105.0 | 105.6 | 105.6 | 105.5 | 105.1 | 105.4 | 105.8 | 106.0 | 106.6 | 105.8 |
| 13 | Bauten | Buildings | 95.6 | 95.3 | 95.3 | 95.4 | 95.4 | 95.1 | 94.5 | 94.8 | 94.9 | 94.9 | 94.9 | 95.2 | 94.6 |

DEFLATIONIERTE PREISINDIZES / DEFLATED PRICE INDICES / INDICES DES PRIX DEFLATES

1990 = 100 (ohne MwSt / excluding VAT / TVA exclue)



UNITED KINGDOM

| | | | 1995 | | | | 1996 | | | | | | | | |
|----|---|--|-------|-------|-------|-------|-------|-------|-------|-------|-------|-------|-------|-------|-------|
| | | | sep | oct | nov | dec | jan | feb | mar | apr | mai | jun | jul | aug | sep |
| 00 | INSGESAMT (01 + 02) | TOTAL (01 + 02) | 98.0 | 99.1 | 99.4 | 100.7 | 101.9 | 102.1 | 102.3 | 101.9 | 102.2 | 101.5 | 101.7 | 100.7 | 100.1 |
| 01 | WAREN UND DIENSTLEISTUNGEN DES LAUFENDEN LANDWIRTSCHAFTLICHEN VERBRAUCHS | GOODS AND SERVICES CURRENTLY CONSUMED IN AGRICULTURE | 97.3 | 98.4 | 99.2 | 100.4 | 101.8 | 101.9 | 102.2 | 101.8 | 102.1 | 101.3 | 101.4 | 100.4 | 99.8 |
| 1 | Saat- und Pflanzgut | Seeds | 109.4 | 110.5 | 109.5 | 131.2 | 126.0 | 128.8 | 127.4 | 126.8 | 127.4 | 127.3 | 127.8 | 114.4 | 112.6 |
| 2 | Nutz- und Zuchtvieh | Animals for rearing and production | 104.7 | 105.3 | 105.3 | 104.6 | 117.5 | 117.0 | 116.6 | 113.7 | 114.2 | 114.1 | 114.5 | 114.0 | 113.5 |
| 3 | Energie und Schmierstoffe | Energy, lubricants | 93.4 | 92.9 | 93.2 | 100.1 | 96.4 | 95.4 | 95.9 | 96.1 | 94.4 | 92.8 | 94.0 | 95.3 | 98.1 |
| 4 | Dünge- und Bodenverbesserungsmittel | Fertilizers, soil improvers | 87.0 | 88.0 | 89.2 | 90.4 | 93.6 | 95.2 | 96.6 | 97.7 | 98.1 | 90.9 | 90.1 | 90.7 | 91.3 |
| 41 | Einnährstoffdünger | Straight fertilizers | 83.9 | 84.9 | 86.2 | 87.6 | 90.0 | 91.7 | 93.0 | 94.1 | 94.4 | 87.3 | 86.6 | 87.2 | 87.8 |
| 42 | Mehrnährstoffdünger | Compound fertilizers | 88.5 | 89.4 | 90.8 | 91.9 | 95.7 | 97.5 | 99.1 | 100.3 | 100.6 | 92.6 | 91.6 | 92.3 | 93.0 |
| 43 | Sonstige Dünge- und Bodenverbesserungsmittel | Other fertilizers, soil improvers | 96.7 | 97.3 | 97.3 | 96.7 | 98.9 | 98.2 | 99.1 | 99.3 | 101.0 | 102.1 | 103.4 | 102.9 | 101.8 |
| 5 | Pflanzenschutzmittel | Plant protection products | 98.6 | 99.2 | 99.2 | 98.6 | 101.6 | 102.7 | 102.5 | 101.7 | 101.8 | 104.3 | 104.6 | 104.2 | 102.2 |
| 6 | Futtermittel | Animal feedingstuffs | 92.1 | 93.8 | 95.1 | 95.2 | 97.6 | 97.3 | 97.8 | 97.4 | 98.5 | 98.5 | 98.4 | 97.4 | 96.1 |
| 61 | Einzelfuttermittel | Straight feedingstuffs | 92.5 | 93.9 | 96.6 | 97.1 | 99.7 | 100.5 | 99.8 | 98.8 | 100.5 | 98.9 | 98.0 | 97.2 | 96.3 |
| 62 | Mischfuttermittel | Compound feedingstuffs | 91.9 | 93.7 | 94.6 | 94.4 | 96.8 | 96.1 | 97.0 | 96.9 | 97.8 | 98.3 | 98.5 | 97.4 | 96.0 |
| 7 | Material und Kleinwerkzeug | Material and small tools | 104.4 | 105.9 | 105.9 | 105.2 | 104.8 | 104.3 | 104.3 | 103.6 | 103.5 | 103.3 | 103.7 | 103.2 | 102.9 |
| 8 | Instandhaltung und Reparatur von Maschinen | Maintenance and repair of plant | 111.6 | 112.4 | 114.1 | 113.5 | 114.9 | 114.7 | 114.7 | 114.0 | 114.0 | 114.3 | 115.3 | 115.5 | 115.4 |
| 9 | Instandhaltung und Reparatur von Wirtschaftsgebäuden und sonstigen Bauten | Maintenance and repair of agricultural buildings and other buildings | 100.3 | 100.9 | 100.9 | 100.3 | 100.9 | 100.5 | 100.4 | 99.9 | 99.8 | 99.7 | 99.7 | 99.3 | 98.8 |
| 10 | Veterinärleistungen | Veterinary services | 101.1 | 101.6 | 101.6 | 101.0 | 101.5 | 101.9 | 101.5 | 101.2 | 101.1 | 101.0 | 101.4 | 100.7 | 100.3 |
| 11 | Allgemeine Wirtschaftsausgaben | General expenses | 107.2 | 108.0 | 107.5 | 106.0 | 106.5 | 107.0 | 106.3 | 105.1 | 104.0 | 103.4 | 103.1 | 101.4 | 100.9 |
| 02 | WAREN UND DIENSTLEISTUNGEN LANDWIRTSCHAFTLICHER INVESTITIONEN | GOODS AND SERVICES CONTRIBUTING TO AGRICULTURAL INVESTMENT | 102.2 | 103.1 | 100.3 | 102.7 | 102.9 | 103.1 | 103.4 | 102.5 | 102.4 | 102.4 | 103.1 | 102.7 | 102.2 |
| 12 | Maschinen und andere Ausrüstungsgüter | Machinery and other equipment | 100.8 | 101.4 | 101.4 | 100.8 | 101.1 | 101.3 | 102.0 | 101.3 | 101.1 | 101.1 | 101.8 | 101.4 | 101.0 |
| 13 | Bauten | Buildings | 103.7 | 104.9 | 99.2 | 104.7 | 104.9 | 105.0 | 104.8 | 103.8 | 103.8 | 103.8 | 104.4 | 104.1 | 103.5 |


DEFLATIONIERTE PREISINDIZES / DEFLATED PRICE INDICES / INDICES DES PRIX DEFLATES

1990 = 100 (ohne MwSt / excluding VAT / TVA exclus)



EUR 15


| | | | 1995 | | | | 1996 | | | | | | | | |
|----|---|--|-------|-------|-------|-------|-------|-------|-------|-------|-------|-------|-------|-------|-------|
| | | | sep | oct | nov | dec | jan | feb | mar | apr | mai | jun | jul | aug | sep |
| 00 | INSGESAMT (01 + 02) | TOTAL (01 + 02) | 92.2 | 92.1 | 92.3 | 92.8 | 93.5 | 93.8 | 93.9 | 93.8 | 93.8 | 93.6 | 94.1 | 93.4 | 93.2 |
| 01 | WAREN UND DIENSTLEISTUNGEN DES LAUFENDEN LANDWIRTSCHAFTLICHEN VERBRAUCHS | GOODS AND SERVICES CURRENTLY CONSUMED IN AGRICULTURE | 89.9 | 89.8 | 90.1 | 90.7 | 91.6 | 92.1 | 92.3 | 92.2 | 92.3 | 91.9 | 92.4 | 91.6 | 91.5 |
| 1 | Saat- und Pflanzgut | Seeds | 91.3 | 87.2 | 87.4 | 89.7 | 91.2 | 93.2 | 95.5 | 94.9 | 92.3 | 93.9 | 106.6 | 96.3 | 95.3 |
| 2 | Nutz- und Zuchtvieh | Animals for rearing and production | 75.7 | 71.0 | 73.0 | 76.5 | 79.2 | 83.8 | 83.0 | 82.8 | 86.1 | 85.2 | 81.5 | 81.2 | 78.3 |
| 3 | Energie und Schmierstoffe | Energy, lubricants | 92.6 | 92.7 | 93.0 | 94.5 | 95.1 | 95.1 | 95.3 | 96.2 | 94.8 | 93.6 | 93.9 | 94.3 | 97.4 |
| 4 | Dünge- und Bodenverbesserungsmittel | Fertilizers, soil improvers | 88.6 | 89.2 | 89.9 | 90.5 | 91.7 | 92.4 | 92.6 | 92.8 | 92.6 | 91.2 | 90.2 | 89.9 | 89.2 |
| 41 | Einnährstoffdünger | Straight fertilizers | 89.8 | 90.5 | 91.4 | 92.4 | 94.0 | 94.9 | 95.1 | 95.2 | 94.9 | 93.3 | 92.2 | 91.8 | 91.1 |
| 42 | Mehrnährstoffdünger | Compound fertilizers | 87.0 | 87.5 | 87.9 | 88.2 | 89.1 | 89.9 | 90.1 | 90.3 | 90.2 | 88.9 | 87.9 | 87.7 | 87.0 |
| 43 | Sonstige Dünge- und Bodenverbesserungsmittel | Other fertilizers, soil improvers | 94.1 | 94.1 | 94.5 | 94.5 | 94.5 | 93.7 | 93.4 | 93.5 | 93.6 | 93.7 | 93.8 | 94.2 | 93.9 |
| 5 | Pflanzenschutzmittel | Plant protection products | 93.7 | 93.5 | 93.8 | 93.6 | 92.7 | 92.7 | 92.9 | 92.8 | 92.2 | 91.6 | 92.5 | 92.4 | 91.1 |
| 6 | Futtermittel | Animal feedingstuffs | 82.3 | 82.6 | 83.0 | 83.5 | 84.6 | 84.8 | 84.8 | 84.7 | 85.6 | 85.3 | 84.9 | 84.5 | 84.3 |
| 61 | Einzelfuttermittel | Straight feedingstuffs | 86.5 | 86.6 | 87.9 | 89.2 | 91.0 | 91.0 | 90.8 | 90.1 | 91.2 | 87.8 | 86.7 | 85.9 | 85.8 |
| 62 | Mischfuttermittel | Compound feedingstuffs | 81.1 | 81.5 | 81.7 | 82.0 | 82.9 | 83.1 | 83.2 | 83.2 | 84.0 | 84.6 | 84.5 | 84.2 | 83.9 |
| 7 | Material und Kleinwerkzeug | Material and small tools | 98.9 | 99.1 | 99.1 | 99.1 | 98.9 | 98.4 | 98.2 | 98.2 | 98.3 | 98.2 | 98.0 | 98.0 | 97.0 |
| 8 | Instandhaltung und Reparatur von Maschinen | Maintenance and repair of plant | 107.0 | 106.9 | 107.5 | 107.3 | 108.8 | 109.1 | 108.8 | 108.4 | 108.5 | 108.7 | 109.2 | 109.3 | 108.8 |
| 9 | Instandhaltung und Reparatur von Wirtschaftsgebäuden und sonstigen Bauten | Maintenance and repair of agricultural buildings and other buildings | 102.0 | 102.1 | 102.1 | 102.0 | 102.0 | 101.6 | 101.4 | 101.6 | 101.5 | 101.6 | 101.6 | 101.7 | 101.2 |
| 10 | Veterinärleistungen | Veterinary services | 96.3 | 96.3 | 96.3 | 96.2 | 96.9 | 97.5 | 97.6 | 97.4 | 97.1 | 97.1 | 97.3 | 97.3 | 97.5 |
| 11 | Allgemeine Wirtschaftsausgaben | General expenses | 102.7 | 102.6 | 102.0 | 102.1 | 102.6 | 102.9 | 103.4 | 103.0 | 102.6 | 102.6 | 102.3 | 102.0 | 101.6 |
| 02 | WAREN UND DIENSTLEISTUNGEN LANDWIRTSCHAFTLICHER INVESTITIONEN | GOODS AND SERVICES CONTRIBUTING TO AGRICULTURAL INVESTMENT | 98.7 | 98.8 | 98.4 | 98.6 | 99.0 | 98.8 | 98.7 | 98.5 | 98.3 | 98.4 | 98.9 | 98.7 | 98.4 |
| 12 | Maschinen und andere Ausrüstungsgüter | Machinery and other equipment | 99.1 | 99.4 | 99.3 | 99.4 | 100.3 | 100.2 | 100.0 | 99.7 | 99.5 | 99.5 | 99.6 | 99.7 | 99.4 |
| 13 | Bauten | Buildings | 98.2 | 98.0 | 97.3 | 97.6 | 97.2 | 96.9 | 96.9 | 96.9 | 96.7 | 96.8 | 98.0 | 97.4 | 97.0 |



AGRARPREISE
Ausgewählte Preisreihen der NewCRONOS-Datenbank

AGRICULTURAL PRICES
Selected series from the NewCRONOS data base


PRIX AGRICOLES
Séries sélectionnées de la banque de données NewCRONOS



Monatliche Verkaufspreise landwirtschaftlicher Erzeugnisse

Monthly selling prices of agricultural products

Prix de vente mensuels de produits agricoles



Pflanzliche Erzeugnisse

Crop products

Produits végétaux

**VERKAUFSPREISE
PFLANZLICHER ERZEUGNISSE**

**SELLING PRICES
OF CROP PRODUCTS**

Landeswährung / National currency / Monnaie nationale (ohne MwSt / excl. VAT / hors TVA)

| | 1995 sep | oct | nov | dec | 1996 jan | feb | mar | apr | mai | jun | jul | aug | sep |
|-------------|-------------------------|--------|--------|--------|-------------|--------|--------|--------|--------|--------|--------|--------|--------------------------|
| 1120 | Weichweizen | | | | | | | | | | | | Soft wheat |
| | Preise je 100 kg | | | | | | | | | | | | Prices per 100 kg |
| B | 487.5 | 508.3 | 516.5 | 518.3 | 516.3 | 514.6 | 512.5 | 546.9 | 572.8 | 567.7 | 553.8 | 481.0 | 480.7 |
| DK | 89.23 | 95.17 | 97.06 | 102.26 | 102.23 | 102.07 | 102.57 | 106.19 | 116.55 | 114.21 | 114.01 | 93.54 | 91.03 |
| D | 22.90 | 23.27 | 24.04 | 24.81 | 25.53 | 25.92 | 26.22 | 26.99 | 29.72 | 29.01 | 27.20 | 25.73 | 24.57 |
| EL | 4813 | 4831 | 4854 | 4843 | - | - | - | - | - | - | 4701 | 4750 | 4739 |
| E | 2836 | 2836 | 2865 | 2878 | 2848 | 2853 | 2797 | 2731 | 2665 | 2672 | 2631 | 2521 | 2478 |
| F | 81.50 | 84.80 | 87.20 | 88.30 | 88.90 | 88.90 | 89.00 | 91.50 | 94.00 | 92.30 | 76.80 | 77.40 | 79.60 |
| IRL | 11.53 | 11.53 | - | - | - | - | - | - | - | - | - | - | - |
| I | 35365 | 35929 | 36335 | 36068 | 35365 | 34917 | 34199 | 34706 | 34744 | 33140 | 31734 | 31524 | 31238 |
| L | 512.0 | 512.0 | - | - | - | - | - | - | - | - | - | 520.0 | 520.0 |
| NL | 27.80 | 28.80 | 29.70 | 29.80 | 29.60 | 29.50 | 29.60 | 31.60 | - | - | - | 29.40 | 29.20 |
| A | 156.50 | 157.60 | 166.70 | 168.60 | 165.80 | 172.50 | 170.30 | 170.70 | 181.30 | 183.80 | 172.80 | 173.00 | 172.70 |
| P | 3200 | 3200 | 3200 | 3200 | 3200 | 3200 | 3200 | 3200 | 3200 | 3200 | 3200 | 2950 | 2950 |
| FIN | 83.70 | 90.10 | 88.50 | 90.20 | 89.10 | 89.00 | 89.80 | 92.20 | 92.70 | 93.00 | 93.70 | - | - |
| S | 117.73 | 118.53 | 119.27 | 120.43 | 120.97 | 121.12 | 121.88 | 123.00 | 124.00 | 121.00 | 117.00 | 117.00 | 117.00 |
| UK | 11.73 | 11.87 | 12.65 | 12.74 | 12.34 | 12.06 | 11.86 | 12.29 | 12.82 | 12.04 | 11.26 | - | - |
| 1130 | Hartweizen | | | | | | | | | | | | Durum wheat |
| | Preise je 100 kg | | | | | | | | | | | | Prices per 100 kg |
| B | - | - | - | - | - | - | - | - | - | - | - | - | - |
| DK | - | - | - | - | - | - | - | - | - | - | - | - | - |
| D | - | - | - | - | - | - | - | - | - | - | - | - | - |
| EL | 6310 | 6312 | 6315 | 6306 | - | - | - | - | - | - | 6267 | 6486 | 6490 |
| E | 2904 | 2831 | 2836 | 2749 | 2703 | 2756 | 2777 | 2723 | 2765 | 2480 | 2534 | 2562 | 2662 |
| F | 104.40 | 111.10 | 114.40 | 114.50 | 111.30 | 111.30 | 114.50 | 116.10 | 116.90 | 117.80 | 86.40 | 84.30 | 86.00 |
| IRL | - | - | - | - | - | - | - | - | - | - | - | - | - |
| I | 40777 | 41827 | 41370 | 41351 | 40883 | 39724 | 39357 | 38972 | 37794 | 35752 | 34206 | 33789 | 33524 |
| L | - | - | - | - | - | - | - | - | - | - | - | - | - |
| NL | - | - | - | - | - | - | - | - | - | - | - | - | - |
| A | 192.80 | 189.00 | 190.50 | 197.80 | 197.70 | 213.20 | 219.20 | 220.30 | 208.10 | 202.60 | 216.40 | 217.10 | 217.20 |
| P | 3629 | 3629 | 3629 | 3629 | 3629 | 3629 | 3629 | 3629 | 3629 | 3629 | 3629 | 3100 | 3100 |
| FIN | - | - | - | - | - | - | - | - | - | - | - | - | - |
| S | - | - | - | - | - | - | - | - | - | - | - | - | - |
| UK | - | - | - | - | - | - | - | - | - | - | - | - | - |
| 1150 | Roggen | | | | | | | | | | | | Rye |
| | Preise je 100 kg | | | | | | | | | | | | Prices per 100 kg |
| B | 472.5 | 477.5 | 500.0 | 500.0 | 499.0 | 487.5 | 483.8 | 518.8 | 547.5 | 521.3 | 510.0 | 455.0 | 450.0 |
| DK | 83.34 | 88.77 | 83.96 | 102.26 | 86.42 | 92.42 | 94.46 | 96.90 | 98.71 | 97.64 | 101.10 | 83.82 | 85.83 |
| D | 20.99 | 20.76 | 21.13 | 21.57 | 22.20 | 22.56 | 22.80 | 23.56 | 25.06 | 24.61 | 24.17 | 22.54 | 22.24 |
| EL | - | - | - | - | - | - | - | - | - | - | - | - | - |
| E | 2504 | 2491 | 2540 | 2604 | 2519 | 2464 | 2413 | 2378 | - | 1908 | 2032 | 2045 | 2081 |
| F | 80.70 | 81.70 | 83.70 | 84.00 | 85.20 | 87.50 | 88.80 | 90.00 | 90.30 | 90.40 | 74.80 | 75.50 | 77.00 |
| IRL | - | - | - | - | - | - | - | - | - | - | - | - | - |
| I | 30867 | 32333 | 32500 | 32500 | 32750 | 32333 | 31986 | 31833 | 31833 | 31833 | 30633 | 30033 | 30200 |
| L | 430.0 | 430.0 | - | - | - | - | - | - | - | - | - | 430.0 | 430.0 |
| NL | 26.60 | 27.50 | 27.90 | 28.10 | 28.00 | 28.30 | 28.70 | 30.50 | - | - | - | 31.40 | 29.00 |
| A | 130.20 | 130.50 | 133.00 | 137.00 | 135.70 | 137.20 | 136.20 | 137.70 | 138.10 | 137.40 | 167.50 | 169.10 | 169.50 |
| P | 2870 | 2870 | 2870 | 2870 | 2870 | 2870 | 2870 | 2870 | 2870 | 2870 | 2870 | 2800 | 2800 |
| FIN | 83.40 | 88.10 | 88.10 | 86.70 | 88.50 | 87.40 | 87.70 | 90.00 | 100.02 | 92.60 | - | - | - |
| S | 107.95 | 107.65 | 107.15 | 107.48 | 108.51 | 110.08 | 110.87 | 111.00 | 112.00 | 111.00 | 110.00 | 110.00 | 110.00 |
| UK | - | - | - | - | - | - | - | - | - | - | - | - | - |

PRIX DE VENTE DES PRODUITS VEGETAUX

ECU (ohne MwSt / excl. VAT / hors TVA)

| 1995 sep | oct | nov | dec | 1996 jan | feb | mar | apr | mai | jun | jul | aug | sep | |
|-------------|-------|-------|-------|-------------|-------|-------|-------|-------|-------|-------|-------|-------|-------------------|
| | | | | | | | | | | | | | Blé tendre |
| | | | | | | | | | | | | | Prix par 100 kg |
| 12.58 | 13.21 | 13.40 | 13.42 | 13.31 | 13.25 | 13.17 | 13.99 | 14.58 | 14.42 | 14.07 | 12.27 | 12.22 | B |
| 12.21 | 13.10 | 13.35 | 14.04 | 14.00 | 13.97 | 14.02 | 14.46 | 15.79 | 15.48 | 15.47 | 12.72 | 12.37 | DK |
| 12.15 | 12.44 | 12.82 | 13.20 | 13.53 | 13.72 | 13.85 | 14.18 | 15.55 | 15.16 | 14.23 | 13.53 | 12.86 | D |
| 15.83 | 15.71 | 15.68 | 15.60 | - | - | - | - | - | - | 15.56 | 15.63 | 15.60 | EL |
| 17.53 | 17.50 | 17.78 | 18.00 | 17.90 | 17.93 | 17.55 | 17.21 | 16.70 | 16.55 | 16.30 | 15.63 | 15.38 | E |
| 12.54 | 12.98 | 13.48 | 13.63 | 13.75 | 13.69 | 13.73 | 14.17 | 14.53 | 14.23 | 11.87 | 11.92 | 12.23 | F |
| 14.23 | 14.07 | - | - | - | - | - | - | - | - | - | - | - | IRL |
| 16.99 | 16.92 | 17.22 | 17.34 | 17.29 | 17.23 | 17.07 | 17.54 | 17.89 | 17.15 | 16.36 | 16.20 | 16.19 | I |
| 13.21 | 13.31 | - | - | - | - | - | - | - | - | - | 13.27 | 13.21 | L |
| 13.17 | 13.75 | 14.14 | 14.16 | 14.00 | 13.95 | 13.97 | 14.85 | - | - | - | 13.78 | 13.63 | NL |
| 11.81 | 11.97 | 12.63 | 12.75 | 12.49 | 12.99 | 12.79 | 12.75 | 13.48 | 13.65 | 12.85 | 12.92 | 12.84 | A |
| 16.30 | 16.25 | 16.27 | 16.24 | 16.34 | 16.30 | 16.33 | 16.37 | 16.29 | 16.24 | 16.28 | 15.10 | 15.11 | P |
| 14.86 | 15.97 | 15.76 | 15.96 | 15.53 | 15.17 | 15.22 | 15.41 | 15.63 | 15.90 | 16.08 | - | - | FIN |
| 12.80 | 13.13 | 13.66 | 13.92 | 13.92 | 13.66 | 14.12 | 14.48 | 14.62 | 14.46 | 13.87 | 13.77 | 13.89 | S |
| 14.18 | 14.17 | 14.94 | 15.04 | 14.62 | 14.37 | 14.14 | 14.74 | 15.59 | 14.82 | 13.77 | - | - | UK |
| | | | | | | | | | | | | | Blé dur |
| | | | | | | | | | | | | | Prix par 100 kg |
| - | - | - | - | - | - | - | - | - | - | - | - | - | B |
| - | - | - | - | - | - | - | - | - | - | - | - | - | DK |
| - | - | - | - | - | - | - | - | - | - | - | - | - | D |
| 20.76 | 20.53 | 20.40 | 20.31 | - | - | - | - | - | - | 20.75 | 21.34 | 21.36 | EL |
| 17.95 | 17.47 | 17.60 | 17.19 | 16.99 | 17.32 | 17.42 | 17.15 | 17.33 | 15.36 | 15.70 | 15.88 | 16.52 | E |
| 16.07 | 17.01 | 17.68 | 17.68 | 17.22 | 17.14 | 17.66 | 17.98 | 18.07 | 18.16 | 13.35 | 12.98 | 13.21 | F |
| - | - | - | - | - | - | - | - | - | - | - | - | - | IRL |
| 19.59 | 19.47 | 19.61 | 19.88 | 19.98 | 19.60 | 19.65 | 19.70 | 19.46 | 18.50 | 17.63 | 17.36 | 17.38 | I |
| - | - | - | - | - | - | - | - | - | - | - | - | - | L |
| - | - | - | - | - | - | - | - | - | - | - | - | - | NL |
| 14.55 | 14.36 | 14.43 | 14.96 | 14.89 | 16.05 | 16.46 | 16.46 | 15.47 | 15.04 | 16.09 | 16.22 | 16.15 | A |
| 18.48 | 18.43 | 18.45 | 18.41 | 18.53 | 18.48 | 18.52 | 18.57 | 18.47 | 18.42 | 18.47 | 15.87 | 15.88 | P |
| - | - | - | - | - | - | - | - | - | - | - | - | - | FIN |
| - | - | - | - | - | - | - | - | - | - | - | - | - | S |
| - | - | - | - | - | - | - | - | - | - | - | - | - | UK |
| | | | | | | | | | | | | | Seigle |
| | | | | | | | | | | | | | Prix par 100 kg |
| 12.19 | 12.41 | 12.97 | 12.94 | 12.86 | 12.55 | 12.43 | 13.27 | 13.93 | 13.24 | 12.96 | 11.61 | 11.44 | B |
| 11.41 | 12.22 | 11.55 | 14.04 | 11.84 | 12.65 | 12.92 | 13.19 | 13.38 | 13.23 | 13.72 | 11.40 | 11.66 | DK |
| 11.14 | 11.10 | 11.27 | 11.48 | 11.76 | 11.95 | 12.04 | 12.38 | 13.11 | 12.86 | 12.65 | 11.85 | 11.64 | D |
| - | - | - | - | - | - | - | - | - | - | - | - | - | EL |
| 15.48 | 15.38 | 15.76 | 16.29 | 15.83 | 15.48 | 15.14 | 14.98 | - | 11.82 | 12.59 | 12.68 | 12.92 | E |
| 12.42 | 12.51 | 12.94 | 12.97 | 13.18 | 13.47 | 13.70 | 13.94 | 13.96 | 13.94 | 11.56 | 11.62 | 11.83 | F |
| - | - | - | - | - | - | - | - | - | - | - | - | - | IRL |
| 14.83 | 15.23 | 15.40 | 15.63 | 16.01 | 15.96 | 15.97 | 16.09 | 16.39 | 16.47 | 15.79 | 15.43 | 15.65 | I |
| 11.09 | 11.18 | - | - | - | - | - | - | - | - | - | 10.97 | 10.93 | L |
| 12.60 | 13.13 | 13.28 | 13.35 | 13.25 | 13.38 | 13.54 | 14.33 | - | - | - | 14.72 | 13.54 | NL |
| 9.82 | 9.92 | 10.08 | 10.36 | 10.22 | 10.33 | 10.23 | 10.29 | 10.27 | 10.20 | 12.46 | 12.63 | 12.60 | A |
| 14.62 | 14.57 | 14.59 | 14.56 | 14.66 | 14.62 | 14.65 | 14.69 | 14.61 | 14.56 | 14.61 | 14.33 | 14.34 | P |
| 14.80 | 15.62 | 15.69 | 15.34 | 15.42 | 14.90 | 14.87 | 15.04 | 16.86 | 15.83 | - | - | - | FIN |
| 11.73 | 11.92 | 12.27 | 12.43 | 12.49 | 12.42 | 12.84 | 13.07 | 13.21 | 13.26 | 13.04 | 12.95 | 13.06 | S |
| - | - | - | - | - | - | - | - | - | - | - | - | - | UK |

**VERKAUFSPREISE
PFLANZLICHER ERZEUGNISSE**

**SELLING PRICES
OF CROP PRODUCTS**

Landeswährung / National currency / Monnaie nationale (ohne MwSt / excl. VAT / hors TVA)

| | 1995 sep | oct | nov | dec | 1996 jan | feb | mar | apr | mai | jun | jul | aug | sep |
|-------------|-------------------------|--------|--------|--------|-------------|--------|--------|--------|--------|--------|--------|--------|--------------------------|
| 1160 | Gerste | | | | | | | | | | | | Barley |
| | Preise je 100 kg | | | | | | | | | | | | Prices per 100 kg |
| B | 462.5 | 470.0 | 485.0 | 485.0 | 490.0 | 490.0 | 480.0 | 508.3 | 530.0 | 496.7 | 485.0 | - | 456.3 |
| DK | 104.82 | 109.32 | 114.02 | 112.81 | 113.89 | 114.29 | 114.56 | 113.28 | 115.30 | 107.67 | 103.68 | 91.81 | 100.75 |
| D | 21.32 | 21.51 | 21.92 | 22.42 | 23.44 | 23.54 | 23.67 | 24.31 | 25.66 | 25.00 | 23.96 | 22.62 | 22.10 |
| EL | 4502 | 4529 | 4608 | 4633 | - | - | - | - | - | - | 4550 | 4527 | 4559 |
| E | 2509 | 2574 | 2595 | 2661 | 2653 | 2599 | 2558 | 2480 | 2275 | 2118 | 2018 | 2043 | 2092 |
| F | 78.20 | 81.30 | 82.80 | 84.30 | 83.90 | 83.70 | 84.10 | 85.10 | 86.00 | 84.40 | 70.60 | 70.40 | 72.10 |
| IRL | 10.50 | 10.50 | - | - | - | - | - | - | - | - | - | - | - |
| I | 34674 | 34841 | 35321 | 35381 | 34975 | 34727 | 34112 | 34288 | 34227 | 32088 | 30570 | 30587 | 30106 |
| L | 435.0 | 435.0 | - | - | - | - | - | - | - | - | - | 435.0 | 435.0 |
| NL | 26.70 | 27.80 | 28.50 | 28.60 | 28.70 | 28.70 | 28.80 | 29.80 | - | - | - | 28.90 | 29.00 |
| A | 147.60 | 148.30 | 152.50 | 156.00 | 156.50 | 162.30 | 166.50 | 165.50 | 172.20 | 171.00 | 166.90 | 168.20 | 169.70 |
| P | 2870 | 2870 | 2870 | 2870 | 2870 | 2870 | 2870 | 2870 | 2870 | 2870 | 2870 | 2800 | 2800 |
| FIN | 67.80 | 71.90 | 73.30 | 74.70 | 76.00 | 77.70 | 78.80 | 78.10 | 77.80 | 78.10 | 77.60 | - | - |
| S | 109.31 | 109.53 | 109.66 | 110.67 | 110.63 | 110.28 | 109.63 | 109.00 | 110.00 | 109.00 | 107.00 | 107.00 | 107.00 |
| UK | 10.88 | 10.96 | 11.62 | 11.66 | 11.60 | 11.24 | 10.90 | 11.06 | 11.32 | 10.71 | 10.00 | - | - |
| 1161 | Braugerste | | | | | | | | | | | | Malting barley |
| | Preise je 100 kg | | | | | | | | | | | | Prices per 100 kg |
| B | - | - | - | - | - | - | - | - | - | - | - | - | - |
| DK | - | - | - | - | - | - | - | - | - | - | - | - | - |
| D | 31.92 | 32.87 | 33.91 | 34.21 | 34.29 | 34.52 | 34.56 | 34.49 | 34.48 | 34.43 | 33.62 | 32.48 | 29.78 |
| EL | 5107 | 5107 | - | - | - | - | - | - | - | - | 4629 | 4629 | 4629 |
| E | 2527 | 2563 | 2609 | 2670 | 2681 | 2647 | 2591 | 2472 | 2328 | 2192 | 2089 | 2056 | 2098 |
| F | 104.20 | 107.70 | 109.50 | 109.50 | 109.10 | 109.90 | 109.90 | 110.30 | 111.20 | 112.00 | 86.30 | 88.90 | 90.60 |
| IRL | 12.39 | 12.39 | - | - | - | - | - | - | - | - | - | - | - |
| I | - | - | - | - | - | - | - | - | - | - | - | 610.0 | 610.0 |
| L | 610.0 | 610.0 | - | - | - | - | - | - | - | - | - | 34.10 | 33.70 |
| NL | 35.90 | 36.00 | 36.20 | 36.60 | 36.30 | 36.20 | 36.10 | 36.70 | - | - | - | 205.90 | 209.50 |
| A | 208.50 | 213.30 | 212.00 | 213.40 | 213.30 | 221.60 | 224.80 | 214.70 | 219.80 | 219.00 | 210.20 | 2800 | 2800 |
| P | 3250 | 3250 | 3250 | 3250 | 3250 | 3250 | 3250 | 3250 | 3250 | 3250 | 3250 | - | - |
| FIN | 83.40 | 83.40 | 83.80 | 84.30 | 84.90 | 85.30 | 85.90 | 86.30 | 86.80 | 87.30 | 87.35 | - | - |
| S | - | - | - | - | - | - | - | - | - | - | - | - | - |
| UK | 14.53 | 14.72 | 14.22 | 14.09 | 14.27 | 14.11 | 14.08 | 14.25 | 13.82 | 13.54 | 10.27 | - | - |
| 1180 | Hafer | | | | | | | | | | | | Oats |
| | Preise je 100 kg | | | | | | | | | | | | Prices per 100 kg |
| B | 425.0 | 429.3 | 443.1 | 449.2 | 463.1 | 482.5 | 501.3 | 530.0 | 581.4 | 602.5 | 618.0 | 450.0 | 527.8 |
| DK | 80.03 | 81.89 | 93.46 | 87.04 | 94.11 | 97.24 | 94.46 | 103.43 | 111.02 | 107.98 | 98.31 | 91.28 | 92.84 |
| D | 20.46 | 20.69 | 21.25 | 21.96 | 22.66 | 22.96 | 23.52 | 24.32 | 25.74 | 26.03 | 25.78 | 24.62 | 23.09 |
| EL | 6305 | 6245 | 6363 | 6484 | - | - | - | - | - | - | 6352 | 6425 | 6177 |
| E | 2630 | 2626 | 2664 | 2686 | 2649 | 2549 | 2461 | 2422 | 2422 | 2346 | 2288 | 2343 | 2304 |
| F | 72.40 | 73.80 | 75.70 | 76.10 | 76.10 | 77.40 | 78.30 | 80.00 | 81.50 | 82.40 | 72.80 | 74.10 | 76.20 |
| IRL | 9.89 | 9.89 | - | - | - | - | - | - | - | - | - | - | - |
| I | 43024 | 43956 | 44615 | 45125 | 45279 | 45497 | 45631 | 45967 | 45850 | 45183 | 41367 | 41592 | 41757 |
| L | 400.0 | 400.0 | - | - | - | - | - | - | - | - | - | 450.0 | 450.0 |
| NL | 25.80 | 26.30 | 26.40 | 26.20 | 26.60 | 26.80 | 27.20 | 27.60 | - | - | - | 28.90 | 28.90 |
| A | 139.30 | 143.40 | 140.30 | 154.00 | 147.40 | 151.70 | 146.90 | 152.60 | 159.70 | 145.90 | 176.40 | 171.90 | 172.00 |
| P | 3500 | 3500 | 3500 | 3500 | 3500 | 3500 | 3500 | 3500 | 3500 | 3500 | 3500 | 3400 | 3400 |
| FIN | 68.80 | 71.70 | 73.20 | 73.00 | 75.00 | 75.90 | 75.80 | 76.80 | 78.00 | 78.00 | 75.10 | - | - |
| S | 106.90 | 107.58 | 107.80 | 108.35 | 108.67 | 109.12 | 110.05 | 111.00 | 111.00 | 111.00 | 111.00 | 111.00 | 111.00 |
| UK | 10.33 | 10.66 | 10.93 | 11.07 | 11.22 | 11.45 | 11.16 | 11.34 | 11.51 | 10.98 | - | - | - |

PRIX DE VENTE DES PRODUITS VEGETAUX

ECU (ohne MwSt / excl. VAT / hors TVA)

| 1995 sep | oct | nov | dec | 1996 jan | feb | mar | apr | mai | jun | jul | aug | sep | |
|-------------|-------|-------|-------|-------------|-------|-------|-------|-------|-------|-------|-------|-------|--------------------------------------|
| | | | | | | | | | | | | | Orge Prix par 100 kg |
| 11.93 | 12.22 | 12.58 | 12.55 | 12.63 | 12.62 | 12.33 | 13.00 | 13.49 | 12.62 | 12.32 | - | 11.60 | B |
| 14.35 | 15.05 | 15.69 | 15.49 | 15.60 | 15.64 | 15.66 | 15.43 | 15.62 | 14.59 | 14.07 | 12.48 | 13.69 | DK |
| 11.31 | 11.50 | 11.69 | 11.93 | 12.42 | 12.46 | 12.50 | 12.77 | 13.42 | 13.06 | 12.54 | 11.89 | 11.56 | D |
| 14.81 | 14.73 | 14.88 | 14.92 | - | - | - | - | - | - | 15.06 | 14.89 | 15.01 | EL |
| 15.51 | 15.89 | 16.10 | 16.64 | 16.67 | 16.33 | 16.05 | 15.62 | 14.26 | 13.12 | 12.50 | 12.66 | 12.99 | E |
| 12.03 | 12.45 | 12.80 | 13.02 | 12.98 | 12.89 | 12.97 | 13.18 | 13.29 | 13.01 | 10.91 | 10.84 | 11.08 | F |
| 12.95 | 12.81 | - | - | - | - | - | - | - | - | - | - | - | IRL |
| 16.66 | 16.41 | 16.74 | 17.01 | 17.10 | 17.14 | 17.03 | 17.33 | 17.62 | 16.61 | 15.76 | 15.72 | 15.61 | I |
| 11.22 | 11.31 | - | - | - | - | - | - | - | - | - | 11.10 | 11.05 | L |
| 12.65 | 13.27 | 13.57 | 13.59 | 13.58 | 13.57 | 13.59 | 14.00 | - | - | - | 13.54 | 13.54 | NL |
| 11.14 | 11.27 | 11.55 | 11.80 | 11.79 | 12.22 | 12.50 | 12.36 | 12.80 | 12.70 | 12.41 | 12.56 | 12.62 | A |
| 14.62 | 14.57 | 14.59 | 14.56 | 14.66 | 14.62 | 14.65 | 14.69 | 14.61 | 14.56 | 14.61 | 14.33 | 14.34 | P |
| 12.03 | 12.75 | 13.06 | 13.22 | 13.24 | 13.25 | 13.36 | 13.05 | 13.12 | 13.35 | 13.32 | - | - | FIN |
| 11.88 | 12.13 | 12.56 | 12.80 | 12.73 | 12.44 | 12.70 | 12.83 | 12.97 | 13.02 | 12.68 | 12.59 | 12.70 | S |
| 13.15 | 13.08 | 13.72 | 13.76 | 13.75 | 13.39 | 12.99 | 13.27 | 13.76 | 13.18 | 12.23 | - | - | UK |
| | | | | | | | | | | | | | Orge de brasserie Prix par 100 kg |
| - | - | - | - | - | - | - | - | - | - | - | - | - | B |
| - | - | - | - | - | - | - | - | - | - | - | - | - | DK |
| 16.94 | 17.57 | 18.08 | 18.20 | 18.17 | 18.28 | 18.25 | 18.12 | 18.04 | 17.99 | 17.59 | 17.07 | 15.58 | D |
| 16.80 | 16.61 | - | - | - | - | - | - | - | - | 15.33 | 15.23 | 15.24 | EL |
| 15.62 | 15.82 | 16.19 | 16.70 | 16.85 | 16.63 | 16.26 | 15.57 | 14.59 | 13.58 | 12.94 | 12.74 | 13.02 | E |
| 16.04 | 16.49 | 16.93 | 16.91 | 16.88 | 16.92 | 16.95 | 17.08 | 17.19 | 17.27 | 13.34 | 13.69 | 13.92 | F |
| 15.29 | 15.12 | - | - | - | - | - | - | - | - | - | - | - | IRL |
| - | - | - | - | - | - | - | - | - | - | - | - | - | I |
| 15.74 | 15.85 | - | - | - | - | - | - | - | - | - | 15.56 | 15.50 | L |
| 17.01 | 17.19 | 17.23 | 17.39 | 17.17 | 17.12 | 17.03 | 17.24 | - | - | - | 15.98 | 15.73 | NL |
| 15.73 | 16.21 | 16.06 | 16.14 | 16.07 | 16.68 | 16.88 | 16.04 | 16.34 | 16.26 | 15.63 | 15.38 | 15.58 | A |
| 16.55 | 16.50 | 16.52 | 16.49 | 16.60 | 16.55 | 16.58 | 16.63 | 16.54 | 16.49 | 16.54 | 14.33 | 14.34 | P |
| 14.80 | 14.78 | 14.93 | 14.91 | 14.80 | 14.54 | 14.56 | 14.42 | 14.63 | 14.92 | 14.99 | - | - | FIN |
| - | - | - | - | - | - | - | - | - | - | - | - | - | S |
| 17.56 | 17.57 | 16.79 | 16.63 | 16.91 | 16.82 | 16.78 | 17.09 | 16.80 | 16.66 | 12.56 | - | - | UK |
| | | | | | | | | | | | | | Avoine Prix par 100 kg |
| 10.96 | 11.16 | 11.49 | 11.63 | 11.94 | 12.42 | 12.88 | 13.55 | 14.80 | 15.31 | 15.70 | 11.48 | 13.41 | B |
| 10.95 | 11.28 | 12.86 | 11.95 | 12.89 | 13.31 | 12.92 | 14.08 | 15.04 | 14.63 | 13.34 | 12.41 | 12.61 | DK |
| 10.86 | 11.06 | 11.33 | 11.68 | 12.01 | 12.16 | 12.42 | 12.78 | 13.46 | 13.60 | 13.49 | 12.94 | 12.08 | D |
| 20.74 | 20.31 | 20.55 | 20.88 | - | - | - | - | - | - | 21.03 | 21.14 | 20.33 | EL |
| 16.26 | 16.21 | 16.53 | 16.80 | 16.65 | 16.02 | 15.44 | 15.26 | 15.18 | 14.53 | 14.18 | 14.52 | 14.30 | E |
| 11.14 | 11.30 | 11.70 | 11.75 | 11.77 | 11.92 | 12.08 | 12.39 | 12.60 | 12.70 | 11.25 | 11.41 | 11.71 | F |
| 12.20 | 12.07 | - | - | - | - | - | - | - | - | - | - | - | IRL |
| 20.67 | 20.71 | 21.15 | 21.70 | 22.13 | 22.45 | 22.78 | 23.23 | 23.61 | 23.38 | 21.33 | 21.37 | 21.64 | I |
| 10.32 | 10.40 | - | - | - | - | - | - | - | - | - | 11.48 | 11.44 | L |
| 12.22 | 12.55 | 12.57 | 12.45 | 12.58 | 12.67 | 12.83 | 12.97 | - | - | - | 13.54 | 13.49 | NL |
| 10.51 | 10.90 | 10.63 | 11.64 | 11.10 | 11.42 | 11.03 | 11.40 | 11.87 | 10.83 | 13.12 | 12.84 | 12.79 | A |
| 17.83 | 17.77 | 17.79 | 17.76 | 17.87 | 17.83 | 17.86 | 17.91 | 17.82 | 17.76 | 17.81 | 17.41 | 17.42 | P |
| 12.21 | 12.71 | 13.04 | 12.92 | 13.07 | 12.94 | 12.85 | 12.84 | 13.15 | 13.33 | 12.89 | - | - | FIN |
| 11.62 | 11.91 | 12.35 | 12.53 | 12.50 | 12.31 | 12.75 | 13.07 | 13.09 | 13.26 | 13.15 | 13.07 | 13.17 | S |
| 12.48 | 12.72 | 12.91 | 13.07 | 13.29 | 13.65 | 13.30 | 13.60 | 13.99 | 13.51 | - | - | - | UK |

**VERKAUFSPREISE
PFLANZLICHER ERZEUGNISSE**

**SELLING PRICES
OF CROP PRODUCTS**

Landeswährung / National currency / Monnaie nationale (ohne MwSt / excl. VAT / hors TVA)

| | 1995 sep | oct | nov | dec | 1996 jan | feb | mar | apr | mai | jun | jul | aug | sep |
|-------------|-------------------------|--------|--------|--------|-------------|--------|--------|--------|--------|--------|--------|--------|--------------------------------|
| 1200 | Mais | | | | | | | | | | | | Maize |
| | Preise je 100 kg | | | | | | | | | | | | Prices per 100 kg |
| B | - | - | - | - | - | - | - | - | - | - | - | - | - |
| DK | - | - | - | - | - | - | - | - | - | - | - | - | - |
| D | 30.68 | 27.11 | 28.15 | 28.45 | 28.42 | 28.47 | 28.42 | 29.43 | 31.23 | 31.00 | 30.21 | 30.34 | 29.84 |
| EL | 4852 | 4943 | 4946 | 4959 | - | - | - | - | - | - | - | - | 4894 |
| E | 3061 | 2704 | 2792 | 2791 | 2831 | 2828 | 2780 | 2837 | 2868 | 2941 | 3000 | 2800 | 2688 |
| F | 84.10 | 83.90 | 86.60 | 89.80 | 91.90 | 92.00 | 92.30 | 97.20 | 99.60 | 98.60 | 87.40 | 87.20 | 89.30 |
| IRL | - | - | - | - | - | - | - | - | - | - | - | - | - |
| I | 39756 | 37265 | 38204 | 37768 | 37152 | 36605 | 36559 | 37476 | 37476 | 36413 | 36392 | 36323 | 34798 |
| L | - | - | - | - | - | - | - | - | - | - | - | - | - |
| NL | - | - | - | - | - | - | - | - | - | - | - | - | - |
| A | 201.30 | 187.60 | 191.50 | 200.20 | 207.00 | 208.30 | 202.40 | 201.80 | 212.70 | 213.20 | 215.30 | 218.60 | 214.90 |
| P | 2964 | 2964 | 2964 | 2964 | 2964 | 2964 | 2964 | 2964 | 2964 | 2964 | 2964 | 3000 | 3000 |
| FIN | - | - | - | - | - | - | - | - | - | - | - | - | - |
| S | - | - | - | - | - | - | - | - | - | - | - | - | - |
| UK | - | - | - | - | - | - | - | - | - | - | - | - | - |
| 1251 | Reis | | | | | | | | | | | | Rice |
| | Preise je 100 kg | | | | | | | | | | | | Prices per 100 kg |
| B | - | - | - | - | - | - | - | - | - | - | - | - | - |
| DK | - | - | - | - | - | - | - | - | - | - | - | - | - |
| D | - | - | - | - | - | - | - | - | - | - | - | - | - |
| EL | - | 8585 | 8407 | 8666 | 8880 | 9078 | 9165 | 9278 | 9397 | 9576 | - | - | - |
| E | 5968 | 6233 | 5849 | 5886 | 6035 | 6234 | 6301 | 6268 | 6319 | 6510 | 6552 | 6552 | 5411 |
| F | - | - | - | - | - | - | - | - | - | - | - | - | - |
| IRL | - | - | - | - | - | - | - | - | - | - | - | - | - |
| I | 81300 | 75011 | 78085 | 78156 | 78708 | 77938 | 78156 | 81381 | 83513 | 82338 | 77734 | 77968 | 77968 |
| L | - | - | - | - | - | - | - | - | - | - | - | - | - |
| NL | - | - | - | - | - | - | - | - | - | - | - | - | - |
| A | - | - | - | - | - | - | - | - | - | - | - | - | - |
| P | 8000 | 8000 | 8000 | 8000 | 8000 | 8000 | 8000 | 8000 | 8000 | 8000 | 8000 | 7000 | 7000 |
| FIN | - | - | - | - | - | - | - | - | - | - | - | - | - |
| S | - | - | - | - | - | - | - | - | - | - | - | - | - |
| UK | - | - | - | - | - | - | - | - | - | - | - | - | - |
| 1361 | Speisekartoffeln | | | | | | | | | | | | Main crop food potatoes |
| | Preise je 100 kg | | | | | | | | | | | | Prices per 100 kg |
| B | 426.3 | 410.6 | 381.8 | 379.4 | 308.3 | 277.2 | 302.3 | 250.8 | - | - | - | 221.9 | 123.4 |
| DK | 144.44 | 126.96 | 136.16 | 140.76 | 130.64 | 132.48 | 149.04 | 147.20 | - | 326.60 | 125.12 | 107.64 | 101.20 |
| D | 19.10 | 20.40 | 20.55 | 20.00 | 19.85 | 19.55 | 19.15 | 19.30 | 15.55 | - | - | 19.80 | 12.95 |
| EL | 8761 | 8571 | 9959 | 11088 | 6500 | 6444 | 7903 | 6897 | 7406 | 7925 | 12407 | 11360 | 10477 |
| E | 2308 | 1976 | 1856 | 1951 | 2005 | 2014 | 2902 | 4151 | 4224 | 2093 | 1888 | 2213 | 2003 |
| F | 65.68 | 71.42 | 65.55 | 62.40 | 60.68 | 54.13 | 49.32 | 48.42 | - | - | - | 59.19 | 36.41 |
| IRL | - | - | - | - | - | - | - | - | - | - | - | - | - |
| I | 48262 | 48504 | 49241 | 49567 | 50675 | 51264 | 51799 | 53215 | 51544 | 46593 | 39259 | 38511 | 38923 |
| L | 870.0 | 870.0 | - | - | - | - | - | - | - | - | - | 780.0 | 780.0 |
| NL | 27.40 | 29.45 | 28.13 | 27.20 | 25.20 | 23.20 | 23.70 | 17.90 | 15.30 | - | - | - | 10.00 |
| A | 182.00 | 171.00 | 162.00 | 162.00 | 168.00 | 173.00 | 174.00 | 156.00 | 161.00 | 161.00 | 161.00 | 123.00 | 66.00 |
| P | 2803 | 2789 | 2617 | 2482 | 2507 | 2548 | 2375 | 2342 | 1864 | 1850 | 1384 | 2039 | 2243 |
| FIN | 86.00 | 61.00 | 63.00 | 62.00 | 68.00 | 59.00 | 54.00 | 62.00 | 69.00 | 178.00 | - | - | - |
| S | 210.46 | 195.00 | 197.07 | 197.68 | 196.55 | 196.14 | 194.65 | 194.00 | 195.00 | 310.00 | 220.00 | 163.00 | 158.00 |
| UK | 18.64 | 17.40 | 16.93 | 18.30 | 17.85 | 15.90 | 14.40 | 13.90 | 13.80 | 14.20 | - | 6.80 | 4.93 |

D: 1361 SPEISEKARTOFFELN: Einschliesslich der fünf neuen Länder


D: 1361 MAIN CROP FOOD POTATOES: Including the five new Länder

D: 1361 POMMES DE TERRE DE CONSOMMATION: Les cinq nouveaux Länder inclus

PRIX DE VENTE DES PRODUITS VEGETAUX

ECU (ohne MwSt / excl. VAT / hors TVA)

| 1995 sep | oct | nov | dec | 1996 jan | feb | mar | apr | mai | jun | jul | aug | sep | |
|-------------|-------|-------|-------|-------------|-------|-------|-------|-------|-------|-------|-------|-------|--|
| | | | | | | | | | | | | | Maïs |
| | | | | | | | | | | | | | Prix par 100 kg |
| - | - | - | - | - | - | - | - | - | - | - | - | - | B |
| - | - | - | - | - | - | - | - | - | - | - | - | - | DK |
| 16.28 | 14.50 | 15.01 | 15.14 | 15.06 | 15.07 | 15.01 | 15.46 | 16.34 | 16.20 | 15.81 | 15.95 | 15.61 | D |
| 15.96 | 16.08 | 15.97 | 15.97 | - | - | - | - | - | - | - | - | 16.11 | EL |
| 18.92 | 16.69 | 17.32 | 17.46 | 17.79 | 17.77 | 17.44 | 17.87 | 17.97 | 18.22 | 18.59 | 17.36 | 16.69 | E |
| 12.94 | 12.84 | 13.39 | 13.87 | 14.21 | 14.16 | 14.24 | 15.05 | 15.40 | 15.20 | 13.51 | 13.43 | 13.72 | F |
| - | - | - | - | - | - | - | - | - | - | - | - | - | IRL |
| 19.10 | 17.55 | 18.11 | 18.16 | 18.16 | 18.07 | 18.25 | 18.94 | 19.29 | 18.84 | 18.76 | 18.66 | 18.04 | I |
| - | - | - | - | - | - | - | - | - | - | - | - | - | L |
| - | - | - | - | - | - | - | - | - | - | - | - | - | NL |
| 15.19 | 14.25 | 14.51 | 15.14 | 15.59 | 15.68 | 15.20 | 15.08 | 15.81 | 15.83 | 16.01 | 16.33 | 15.98 | A |
| 15.10 | 15.05 | 15.07 | 15.04 | 15.14 | 15.10 | 15.13 | 15.17 | 15.09 | 15.04 | 15.08 | 15.36 | 15.37 | P |
| - | - | - | - | - | - | - | - | - | - | - | - | - | FIN |
| - | - | - | - | - | - | - | - | - | - | - | - | - | S |
| - | - | - | - | - | - | - | - | - | - | - | - | - | UK |
| | | | | | | | | | | | | | Riz |
| | | | | | | | | | | | | | Prix par 100 kg |
| - | - | - | - | - | - | - | - | - | - | - | - | - | B |
| - | - | - | - | - | - | - | - | - | - | - | - | - | DK |
| - | - | - | - | - | - | - | - | - | - | - | - | - | D |
| - | 27.92 | 27.15 | 27.91 | 28.59 | 29.09 | 29.61 | 30.33 | 30.99 | 31.64 | - | - | - | EL |
| 36.89 | 38.47 | 36.29 | 36.82 | 37.93 | 39.17 | 39.53 | 39.49 | 39.60 | 40.33 | 40.60 | 40.62 | 33.59 | E |
| - | - | - | - | - | - | - | - | - | - | - | - | - | F |
| - | - | - | - | - | - | - | - | - | - | - | - | - | IRL |
| 39.06 | 35.33 | 37.01 | 37.58 | 38.47 | 38.46 | 39.02 | 41.13 | 43.00 | 42.61 | 40.07 | 40.06 | 40.41 | I |
| - | - | - | - | - | - | - | - | - | - | - | - | - | L |
| - | - | - | - | - | - | - | - | - | - | - | - | - | NL |
| - | - | - | - | - | - | - | - | - | - | - | - | - | A |
| 40.74 | 40.62 | 40.67 | 40.59 | 40.85 | 40.75 | 40.82 | 40.94 | 40.72 | 40.60 | 40.71 | 35.84 | 35.86 | P |
| - | - | - | - | - | - | - | - | - | - | - | - | - | FIN |
| - | - | - | - | - | - | - | - | - | - | - | - | - | S |
| - | - | - | - | - | - | - | - | - | - | - | - | - | UK |
| | | | | | | | | | | | | | Pommes de terre de consommation |
| | | | | | | | | | | | | | Prix par 100 kg |
| 11.00 | 10.67 | 9.90 | 9.82 | 7.95 | 7.14 | 7.77 | 6.41 | - | - | - | 5.66 | 3.14 | B |
| 19.77 | 17.48 | 18.73 | 19.33 | 17.89 | 18.13 | 20.38 | 20.04 | - | 44.26 | 16.98 | 14.64 | 13.75 | DK |
| 10.14 | 10.91 | 10.96 | 10.64 | 10.52 | 10.35 | 10.11 | 10.14 | 8.13 | - | - | 10.41 | 6.78 | D |
| 28.82 | 28.20 | 32.16 | 35.71 | 20.93 | 20.65 | 25.54 | 22.55 | 24.42 | 26.19 | 41.08 | 37.37 | 34.49 | EL |
| 14.27 | 12.20 | 11.52 | 12.20 | 12.60 | 12.65 | 18.21 | 26.15 | 26.47 | 12.97 | 11.70 | 13.72 | 12.43 | E |
| 10.11 | 10.93 | 10.13 | 9.63 | 9.39 | 8.33 | 7.61 | 7.50 | - | - | - | 9.11 | 5.59 | F |
| - | - | - | - | - | - | - | - | - | - | - | - | - | IRL |
| 23.19 | 22.85 | 23.34 | 23.84 | 24.77 | 25.30 | 25.86 | 26.89 | 26.54 | 24.11 | 20.24 | 19.79 | 20.18 | I |
| 22.45 | 22.61 | - | - | - | - | - | - | - | - | - | 19.90 | 19.82 | L |
| 12.98 | 14.06 | 13.39 | 12.92 | 11.92 | 10.97 | 11.18 | 8.41 | 7.16 | - | - | - | 4.67 | NL |
| 13.73 | 12.99 | 12.27 | 12.25 | 12.66 | 13.02 | 13.07 | 11.65 | 11.97 | 11.96 | 11.97 | 9.19 | 4.91 | A |
| 14.28 | 14.16 | 13.30 | 12.59 | 12.80 | 12.98 | 12.12 | 11.98 | 9.49 | 9.39 | 7.04 | 10.44 | 11.49 | P |
| 15.26 | 10.81 | 11.22 | 10.97 | 11.85 | 10.06 | 9.16 | 10.36 | 11.63 | 30.43 | - | - | - | FIN |
| 22.87 | 21.59 | 22.57 | 22.86 | 22.62 | 22.13 | 22.55 | 22.84 | 23.00 | 37.03 | 26.07 | 19.19 | 18.75 | S |
| 22.52 | 20.77 | 19.99 | 21.60 | 21.15 | 18.95 | 17.16 | 16.67 | 16.77 | 17.48 | - | 8.21 | 6.05 | UK |



Tierische Erzeugnisse

Animal products

Produits animaux

**VERKAUFSPREISE
TIERISCHER ERZEUGNISSE**

**SELLING PRICES
OF ANIMAL PRODUCTS**

Landeswahrung / National currency / Monnaie nationale (ohne MwSt / excl. VAT / hors TVA)

| | 1995 sep | oct | nov | dec | 1996 jan | feb | mar | apr | mai | jun | jul | aug | sep |
|-------------|--------------------------------|---------|---------|---------|-------------|---------|---------|---------|---------|---------|---------|---------|-------------------------------|
| 4150 | Kalber | | | | | | | | | | | | Calves |
| | Preise je 100 kg Lebendgewicht | | | | | | | | | | | | Prices per 100 kg live weight |
| B | 11700.0 | 10725.0 | 10600.0 | 10750.0 | 10938.0 | 11000.0 | 11050.0 | 11000.0 | 11380.0 | 11400.0 | 10450.0 | 10180.0 | 10238.0 |
| DK | - | - | - | - | - | - | - | - | - | - | - | - | - |
| D | 580.70 | 564.40 | 538.10 | 576.50 | 571.00 | 552.00 | 551.80 | 549.40 | 528.00 | 543.80 | - | - | - |
| EL | 59234 | 59093 | 59736 | 60026 | 60041 | 60581 | 60536 | 60175 | 60837 | 60928 | 61748 | 60789 | 60688 |
| E | 31604 | 31201 | 30661 | 30891 | 31341 | 30530 | 30138 | 28663 | 28072 | 26471 | 26084 | 27165 | 27877 |
| F | 2025.40 | 2042.75 | 2038.75 | 1982.25 | 1989.75 | 1991.75 | 1983.00 | 1994.56 | 2057.67 | 2015.82 | 1801.08 | 1781.40 | 1820.78 |
| IRL | - | - | - | - | - | - | - | - | - | - | - | - | - |
| I | 598822 | 580860 | 569400 | 572890 | 549170 | 532960 | 520290 | 478656 | 487869 | 482716 | 486286 | 497736 | 498846 |
| L | 14070.0 | 14070.0 | 14070.0 | 14070.0 | 14070.0 | 14070.0 | 14070.0 | 14070.0 | 14070.0 | 14070.0 | 14070.0 | 14070.0 | 14070.0 |
| NL | 562.00 | 538.00 | 548.00 | 553.00 | 557.00 | 557.00 | 538.00 | 500.00 | 548.00 | 514.00 | 500.00 | 472.00 | 486.00 |
| A | 3974.00 | 3935.00 | 3906.00 | 3894.00 | 3847.00 | 3676.00 | 3592.00 | 3457.00 | 3341.00 | 3458.00 | 3354.00 | 3299.00 | 3258.00 |
| P | 53083 | 53083 | 53083 | 53083 | 53083 | 53083 | 52542 | 52125 | 50617 | 47000 | 44833 | 43167 | 43167 |
| FIN | 1700.00 | 1366.67 | 1283.33 | 1283.33 | 1283.33 | 1283.33 | 1283.33 | 1716.67 | 1716.67 | 1716.67 | - | - | - |
| S | - | - | - | - | - | - | - | - | - | - | - | - | - |
| UK | - | - | - | - | - | - | - | - | - | - | - | - | - |
| 4161 | Jungrinder | | | | | | | | | | | | Young cattle |
| | Preise je 100 kg Lebendgewicht | | | | | | | | | | | | Prices per 100 kg live weight |
| B | 6300.0 | 6380.0 | 6342.0 | 6225.0 | 6207.0 | 6275.0 | 6233.0 | 6113.0 | 6000.0 | 5975.0 | 5925.0 | 5833.0 | 5900.0 |
| DK | 963.00 | 965.00 | 961.00 | 955.00 | 955.00 | 969.00 | 951.00 | 913.00 | 882.00 | 880.00 | 880.00 | 880.00 | 883.00 |
| D | 309.80 | 314.30 | 313.20 | 310.70 | 311.80 | 312.90 | 308.80 | 291.50 | 284.30 | 276.50 | - | - | - |
| EL | - | - | - | - | - | - | - | - | - | - | - | - | - |
| E | 28761 | 28515 | 28588 | 28847 | 28849 | 28551 | 27880 | 26134 | 25796 | 23789 | 24067 | 23839 | 25235 |
| F | 1108.38 | 1132.60 | 1146.66 | 1122.88 | 1205.24 | 1219.74 | 1203.79 | 1150.58 | 1048.64 | 1055.14 | 1007.46 | - | - |
| IRL | 119.13 | 121.87 | 122.25 | 118.71 | 120.26 | 123.23 | 122.85 | 120.23 | 115.38 | 114.28 | 105.73 | 99.59 | 100.05 |
| I | 443956 | 442472 | 439667 | 443872 | 429350 | 423022 | 420556 | 399222 | 390207 | 378700 | 370000 | 376278 | 374878 |
| L | 7370.0 | 7810.0 | 7755.0 | 7480.0 | 7718.2 | 8030.0 | 8030.0 | 7480.0 | 7480.0 | 7370.0 | 7018.0 | 6662.7 | 6972.4 |
| NL | 343.00 | 348.00 | 340.00 | 343.00 | 348.00 | 348.00 | 348.00 | 340.00 | 326.00 | 326.00 | 320.00 | 304.00 | 315.00 |
| A | 2069.00 | 2083.00 | 2074.00 | 2084.00 | 2088.00 | 2097.00 | 2062.00 | 1967.00 | 1952.00 | 1918.00 | 1879.00 | 1880.00 | 1891.00 |
| P | 61908 | 63011 | 62075 | 61302 | 62161 | 62163 | 62042 | 60310 | 57561 | 55442 | 52625 | 50732 | 53450 |
| FIN | - | - | - | - | - | - | - | - | - | - | - | - | - |
| S | - | - | - | - | - | - | - | - | - | - | - | - | - |
| UK | - | - | - | - | - | - | - | - | - | - | - | - | - |
| 4162 | Farsen | | | | | | | | | | | | Heifers |
| | Preise je 100 kg Lebendgewicht | | | | | | | | | | | | Prices per 100 kg live weight |
| B | 5350.0 | 5410.0 | 5075.0 | 4600.0 | 4450.0 | 4550.0 | 4825.0 | 4830.0 | 4675.0 | 4575.0 | 4425.0 | 4200.0 | 4250.0 |
| DK | 1055.00 | 1048.00 | 1033.00 | 1025.00 | 1025.00 | 1025.00 | 1025.00 | 1025.00 | 1008.00 | 1005.00 | 1005.00 | 1005.00 | 995.00 |
| D | 314.30 | 312.20 | 307.20 | 303.00 | 303.80 | 306.10 | 302.00 | 292.10 | 284.10 | 276.80 | 272.50 | 270.00 | 271.70 |
| EL | - | - | - | - | - | - | - | - | - | - | - | - | - |
| E | - | - | - | - | - | - | - | - | - | - | - | - | - |
| F | 1207.64 | 1197.88 | 1168.09 | 1111.32 | 1104.14 | 1125.15 | 1147.24 | 1155.59 | 1160.91 | 1114.12 | 967.46 | 988.89 | 1043.44 |
| IRL | 107.85 | 108.91 | 109.42 | 106.64 | 111.28 | 113.53 | 113.53 | 110.77 | 107.72 | 105.51 | 91.71 | 89.94 | 89.80 |
| I | 348250 | 343125 | 337500 | 333750 | 328125 | 320625 | 316250 | 287500 | 285750 | 262500 | 248750 | 254750 | 255625 |
| L | 7668.7 | 7657.7 | 7545.5 | 7841.9 | 7608.2 | 7610.4 | 7610.4 | 7392.0 | 7568.0 | 7546.0 | 7214.9 | 7159.4 | 7152.8 |
| NL | - | - | - | - | - | - | - | - | - | - | - | - | - |
| A | 1978.00 | 1965.00 | 1946.00 | 1952.00 | 1946.00 | 1927.00 | 1910.00 | 1865.00 | 1828.00 | 1818.00 | 1778.00 | 1764.00 | 1768.00 |
| P | 62000 | 62759 | 61592 | 60624 | 61012 | 60874 | 60600 | 59412 | 57211 | 54811 | 52963 | 52404 | 54195 |
| FIN | - | - | - | - | - | - | - | - | - | - | - | - | - |
| S | - | - | - | - | - | - | - | - | - | - | - | - | - |
| UK | 123.92 | 124.58 | 123.76 | 120.32 | 118.28 | 118.39 | 115.84 | 103.05 | 99.07 | 100.13 | 98.79 | 94.03 | 93.94 |

PRIX DE VENTE DES PRODUITS ANIMAUX

ECU (ohne MwSt / excl. VAT / hors TVA)

| 1995 sep | oct | nov | dec | 1996 jan | feb | mar | apr | mai | jun | jul | aug | sep | |
|-------------|--------|--------|--------|-------------|--------|--------|--------|--------|--------|--------|--------|--------|------------------------------|
| | | | | | | | | | | | | | Veaux |
| | | | | | | | | | | | | | Prix par 100 kg de poids vif |
| 301.85 | 278.74 | 274.91 | 278.26 | 281.92 | 283.22 | 283.96 | 281.31 | 289.60 | 289.60 | 265.48 | 259.72 | 260.16 | B |
| - | - | - | - | - | - | - | - | - | - | - | - | - | DK |
| 308.19 | 301.77 | 286.89 | 306.70 | 302.52 | 292.27 | 291.45 | 288.65 | 276.20 | 284.18 | - | - | - | D |
| 194.86 | 192.18 | 192.93 | 193.30 | 193.29 | 194.12 | 195.60 | 196.71 | 200.62 | 201.32 | 204.43 | 199.97 | 199.76 | EL |
| 195.38 | 192.58 | 190.23 | 193.21 | 196.98 | 191.82 | 189.09 | 180.58 | 175.94 | 163.99 | 161.62 | 168.39 | 173.05 | E |
| 311.69 | 312.70 | 315.14 | 306.06 | 307.77 | 306.66 | 305.90 | 308.89 | 318.06 | 310.80 | 278.33 | 274.26 | 279.78 | F |
| - | - | - | - | - | - | - | - | - | - | - | - | - | IRL |
| 287.69 | 273.61 | 269.88 | 275.48 | 268.43 | 263.03 | 259.74 | 241.90 | 251.17 | 249.81 | 250.69 | 255.73 | 258.57 | I |
| 362.99 | 365.67 | 364.90 | 364.19 | 362.65 | 362.27 | 361.56 | 359.82 | 358.06 | 357.43 | 357.45 | 358.97 | 357.54 | L |
| 266.26 | 256.82 | 260.87 | 262.75 | 263.52 | 263.37 | 253.86 | 234.91 | 256.40 | 239.79 | 233.16 | 221.20 | 226.83 | NL |
| 299.83 | 298.97 | 295.96 | 294.42 | 289.81 | 276.76 | 269.76 | 258.25 | 248.38 | 256.78 | 249.41 | 246.44 | 242.28 | A |
| 270.35 | 269.55 | 269.84 | 269.34 | 271.07 | 270.36 | 268.12 | 266.73 | 257.66 | 238.50 | 228.16 | 220.99 | 221.14 | P |
| 705.33 | 697.54 | 695.74 | 688.92 | 670.41 | 626.76 | 608.98 | 577.77 | 563.25 | 591.10 | 575.61 | 573.99 | 565.66 | FIN |
| - | - | - | - | - | - | - | - | - | - | - | - | - | S |
| - | - | - | - | - | - | - | - | - | - | - | - | - | UK |
| | | | | | | | | | | | | | Jeunes bovins |
| | | | | | | | | | | | | | Prix par 100 kg de poids vif |
| 162.53 | 165.81 | 164.48 | 161.13 | 159.98 | 161.56 | 160.17 | 156.33 | 152.69 | 151.79 | 150.52 | 148.82 | 149.93 | B |
| 131.81 | 132.87 | 132.21 | 131.16 | 130.79 | 132.63 | 130.03 | 124.32 | 119.52 | 119.26 | 119.44 | 119.67 | 119.96 | DK |
| 164.42 | 168.05 | 166.99 | 165.30 | 165.20 | 165.67 | 163.10 | 153.15 | 148.72 | 144.50 | - | - | - | D |
| - | - | - | - | - | - | - | - | - | - | - | - | - | EL |
| 177.80 | 176.01 | 177.37 | 180.43 | 181.32 | 179.39 | 174.92 | 164.64 | 161.67 | 147.38 | 149.12 | 147.78 | 156.65 | E |
| 170.57 | 173.38 | 177.24 | 173.37 | 186.42 | 187.80 | 185.70 | 178.18 | 162.09 | 162.68 | 155.69 | - | - | F |
| 146.98 | 148.72 | 148.41 | 144.83 | 147.42 | 151.29 | 150.78 | 148.88 | 144.73 | 144.46 | 133.44 | 125.05 | 126.96 | IRL |
| 213.28 | 208.42 | 208.39 | 213.44 | 209.86 | 208.77 | 209.95 | 201.75 | 200.89 | 195.98 | 190.74 | 193.33 | 194.32 | I |
| 190.14 | 202.98 | 201.12 | 193.61 | 198.93 | 206.75 | 206.35 | 191.29 | 190.35 | 187.22 | 178.29 | 169.99 | 177.18 | L |
| 162.50 | 166.12 | 161.86 | 162.97 | 164.64 | 164.55 | 164.21 | 159.74 | 152.53 | 152.08 | 149.22 | 142.47 | 147.02 | NL |
| 156.10 | 158.26 | 157.15 | 157.57 | 157.30 | 157.88 | 154.86 | 146.94 | 145.12 | 142.42 | 139.73 | 140.44 | 140.62 | A |
| 315.30 | 319.97 | 315.55 | 311.04 | 317.42 | 316.61 | 316.60 | 308.61 | 293.01 | 281.34 | 267.81 | 259.72 | 273.82 | P |
| - | - | - | - | - | - | - | - | - | - | - | - | - | FIN |
| - | - | - | - | - | - | - | - | - | - | - | - | - | S |
| - | - | - | - | - | - | - | - | - | - | - | - | - | UK |
| | | | | | | | | | | | | | Génisses |
| | | | | | | | | | | | | | Prix par 100 kg de poids vif |
| 138.02 | 140.60 | 131.62 | 119.07 | 114.70 | 117.15 | 123.99 | 123.52 | 118.97 | 116.22 | 112.42 | 107.16 | 108.00 | B |
| 144.40 | 144.30 | 142.12 | 140.77 | 140.38 | 140.30 | 140.15 | 139.57 | 136.60 | 136.20 | 136.41 | 136.66 | 135.17 | DK |
| 166.81 | 166.93 | 163.79 | 161.20 | 160.96 | 162.07 | 159.51 | 153.47 | 148.62 | 144.65 | 142.61 | 141.93 | 142.17 | D |
| - | - | - | - | - | - | - | - | - | - | - | - | - | EL |
| - | - | - | - | - | - | - | - | - | - | - | - | - | E |
| 185.84 | 183.37 | 180.56 | 171.59 | 170.78 | 173.23 | 176.98 | 178.96 | 179.44 | 171.77 | 149.51 | 152.25 | 160.34 | F |
| 133.06 | 132.91 | 132.83 | 130.11 | 136.41 | 139.38 | 139.34 | 137.17 | 135.12 | 133.38 | 115.75 | 112.93 | 113.95 | IRL |
| 167.31 | 161.63 | 159.97 | 160.49 | 160.39 | 158.24 | 157.88 | 145.29 | 147.11 | 135.84 | 128.23 | 130.89 | 132.50 | I |
| 197.84 | 199.02 | 195.69 | 202.98 | 196.10 | 195.95 | 195.57 | 189.04 | 192.59 | 191.69 | 183.29 | 182.66 | 181.76 | L |
| - | - | - | - | - | - | - | - | - | - | - | - | - | NL |
| 149.24 | 149.30 | 147.45 | 147.59 | 146.60 | 145.08 | 143.44 | 139.32 | 135.90 | 135.00 | 132.22 | 131.78 | 131.47 | A |
| 315.77 | 318.69 | 313.09 | 307.60 | 311.55 | 310.04 | 309.25 | 304.01 | 291.22 | 278.14 | 269.53 | 268.28 | 277.64 | P |
| - | - | - | - | - | - | - | - | - | - | - | - | - | FIN |
| - | - | - | - | - | - | - | - | - | - | - | - | - | S |
| 149.75 | 148.68 | 146.12 | 142.01 | 140.13 | 141.13 | 138.07 | 123.56 | 120.43 | 123.23 | 120.82 | 113.57 | 115.43 | UK |

**VERKAUFSPREISE
TIERISCHER ERZEUGNISSE**

**SELLING PRICES
OF ANIMAL PRODUCTS**

Landeswahrung / National currency / Monnaie nationale (ohne MwSt / excl. VAT / hors TVA)

| | 1995 sep | oct | nov | dec | 1996 jan | feb | mar | apr | mai | jun | jul | aug | sep |
|-------------|--------------------------------|---------|---------|---------|-------------|---------|---------|---------|---------|---------|---------|---------|-------------------------------|
| 4180 | Ochsen | | | | | | | | | | | | Bullocks |
| | Preise je 100 kg Lebendgewicht | | | | | | | | | | | | Prices per 100 kg live weight |
| B | 6050.0 | 6050.0 | 6050.0 | 6050.0 | 6050.0 | 6050.0 | 6000.0 | 5830.0 | 5750.0 | 5750.0 | 5750.0 | 5675.0 | 5650.0 |
| DK | 1073.00 | 1058.00 | 1055.00 | 1055.00 | 1055.00 | 1055.00 | 1055.00 | 1055.00 | 1047.00 | 1045.00 | 1045.00 | 1045.00 | 1045.00 |
| D | - | - | - | - | - | - | - | - | - | - | - | - | - |
| EL | - | - | - | - | - | - | - | - | - | - | - | - | - |
| E | - | - | - | - | - | - | - | - | - | - | - | - | - |
| F | 1127.32 | 1122.57 | 1093.79 | 1062.36 | 1060.10 | 1078.39 | 1073.32 | 1060.38 | 1084.59 | 1048.67 | 936.01 | 918.64 | 959.12 |
| IRL | 118.14 | 118.83 | 119.40 | 116.51 | 118.43 | 120.36 | 119.90 | 115.49 | 111.67 | 109.19 | 97.99 | 95.49 | 97.36 |
| I | - | - | - | - | - | - | - | - | - | - | - | - | - |
| L | 8030.0 | 7205.0 | 7411.3 | 7846.9 | 7755.0 | 8030.0 | 8030.0 | 7590.0 | 7411.3 | 7067.5 | 7095.0 | 7040.0 | 6930.0 |
| NL | - | - | - | - | - | - | - | - | - | - | - | - | - |
| A | 1994.00 | 2002.00 | 1979.00 | 1993.00 | 1997.00 | 1921.00 | 1924.00 | 1857.00 | 1819.00 | 1774.00 | 1836.00 | 1715.00 | 1663.00 |
| P | - | - | - | - | - | - | - | - | - | - | - | - | - |
| FIN | - | - | - | - | - | - | - | - | - | - | - | - | - |
| S | - | - | - | - | - | - | - | - | - | - | - | - | - |
| UK | 128.57 | 128.85 | 127.70 | 121.41 | 120.05 | 120.06 | 117.59 | 103.82 | 101.49 | 104.17 | 102.42 | 96.90 | 97.55 |
| 4171 | Kuhe A (1. Qualitat) | | | | | | | | | | | | Cows A (1st quality) |
| | Preise je 100 kg Lebendgewicht | | | | | | | | | | | | Prices per 100 kg live weight |
| B | 4975.0 | 5040.0 | 4625.0 | 4200.0 | 4020.0 | 4100.0 | 4300.0 | 4280.0 | 4125.0 | 4013.0 | 3825.0 | 3600.0 | 3788.0 |
| DK | - | - | - | - | - | - | - | - | - | - | - | - | - |
| D | 255.90 | 247.20 | 240.90 | 236.90 | 239.80 | 243.00 | 240.10 | 226.20 | 222.90 | 218.80 | 220.60 | 215.50 | 216.30 |
| EL | - | - | - | - | - | - | - | - | - | - | - | - | - |
| E | 27414 | 26405 | 26055 | 25835 | 25541 | 25379 | 24135 | 24012 | 22072 | 23748 | 25179 | 26985 | 24105 |
| F | 1093.15 | 1079.29 | 1039.14 | 974.84 | 952.25 | 970.63 | 995.85 | 1006.80 | 1026.04 | 976.52 | 894.34 | 925.47 | 983.91 |
| IRL | 94.64 | 94.29 | 93.67 | 88.64 | 88.74 | 90.38 | 91.59 | 84.02 | 82.94 | 79.47 | 76.93 | 73.48 | 75.26 |
| I | - | - | - | - | - | - | - | - | - | - | - | - | - |
| L | 6051.7 | 6040.7 | 5830.0 | 5874.6 | 5974.7 | 5683.2 | 5683.2 | 5422.5 | 5547.3 | 5503.9 | 5150.2 | 5052.3 | 5130.4 |
| NL | 301.00 | 296.00 | 275.00 | 270.00 | 278.00 | 285.00 | - | 280.00 | 267.00 | 256.00 | 246.00 | 243.00 | 246.00 |
| A | 1544.00 | 1508.00 | 1477.00 | 1448.00 | 1401.00 | 1385.00 | 1379.00 | 1321.00 | 1312.00 | 1335.00 | 1300.00 | 1308.00 | 1291.00 |
| P | - | - | - | - | - | - | - | - | - | - | - | - | - |
| FIN | - | - | - | - | - | - | - | - | - | - | - | - | - |
| S | - | - | - | - | - | - | - | - | - | - | - | - | - |
| UK | 100.60 | 101.00 | 97.90 | 88.90 | 92.20 | 93.50 | 95.80 | - | - | - | - | - | - |
| 4172 | Kuhe B (2. Qualitat) | | | | | | | | | | | | Cows B (2nd quality) |
| | Preise je 100 kg Lebendgewicht | | | | | | | | | | | | Prices per 100 kg live weight |
| B | 4400.0 | 4460.0 | 4125.0 | 3650.0 | 3500.0 | 3600.0 | 3800.0 | 3840.0 | 3638.0 | 3625.0 | 3475.0 | 3250.0 | 3275.0 |
| DK | 898.00 | 883.00 | 847.00 | 803.00 | 800.00 | 809.00 | 810.00 | 810.00 | 793.00 | 790.00 | 790.00 | 788.00 | 773.00 |
| D | 233.80 | 225.20 | 218.30 | 213.30 | 215.90 | 219.70 | 218.00 | 204.60 | 204.70 | 198.50 | 200.50 | 198.10 | 197.60 |
| EL | 37063 | 36711 | 36793 | 37110 | 37636 | 38470 | 37511 | 36323 | 37414 | 36925 | 36620 | 36959 | 37745 |
| E | 18097 | 17988 | 18000 | 18562 | 18485 | 18783 | 18054 | 14958 | 14826 | 14733 | 15027 | 14328 | 14035 |
| F | 893.00 | 879.00 | 842.00 | 797.00 | 780.00 | 803.00 | 833.00 | 836.00 | 863.00 | 827.00 | 733.00 | 741.00 | 766.00 |
| IRL | 79.06 | 78.20 | 74.75 | 72.43 | 73.92 | 79.20 | 78.61 | 74.06 | 72.04 | 69.61 | 66.20 | 61.38 | 62.25 |
| I | 225250 | 223250 | 216000 | 206250 | 204188 | 202000 | 202500 | 179167 | 182250 | 162188 | 158438 | 164375 | 173750 |
| L | 5414.0 | 5405.5 | 5253.9 | 5047.2 | 4886.6 | 4768.9 | 4768.9 | 4613.1 | 4474.3 | 4516.7 | 4089.5 | 4065.1 | 4080.5 |
| NL | 250.00 | 245.00 | 225.00 | 218.00 | 218.00 | 230.00 | 238.00 | 228.00 | 238.00 | 210.00 | 198.00 | 193.00 | 195.00 |
| A | 1357.00 | 1335.00 | 1311.00 | 1251.00 | 1217.00 | 1163.00 | 1164.00 | 1106.00 | 1096.00 | 1107.00 | 1078.00 | 1008.00 | 1027.00 |
| P | - | - | - | - | - | - | - | - | - | - | - | - | - |
| FIN | - | - | - | - | - | - | - | - | - | - | - | - | - |
| S | - | - | - | - | - | - | - | - | - | - | - | - | - |
| UK | 87.30 | 87.60 | 84.30 | 78.30 | 78.50 | 79.80 | 82.70 | - | - | - | - | - | - |

PRIX DE VENTE DES PRODUITS ANIMAUX

ECU (ohne MwSt / excl. VAT / hors TVA)

| 1995 sep | oct | nov | dec | 1996 jan | feb | mar | apr | mai | jun | jul | aug | sep | |
|-------------|--------|--------|--------|-------------|--------|--------|--------|--------|--------|--------|--------|--------|--------------------------------|
| | | | | | | | | | | | | | Boeufs |
| | | | | | | | | | | | | | Prix par 100 kg de poids vif |
| 156.08 | 157.24 | 156.90 | 156.60 | 155.94 | 155.77 | 154.18 | 149.09 | 146.33 | 146.07 | 146.08 | 144.79 | 143.58 | B |
| 146.86 | 145.68 | 145.14 | 144.89 | 144.49 | 144.40 | 144.25 | 143.66 | 141.88 | 141.62 | 141.84 | 142.10 | 141.97 | DK |
| - | - | - | - | - | - | - | - | - | - | - | - | - | D |
| - | - | - | - | - | - | - | - | - | - | - | - | - | EL |
| - | - | - | - | - | - | - | - | - | - | - | - | - | E |
| 173.48 | 171.84 | 169.07 | 164.03 | 163.97 | 166.03 | 165.57 | 164.21 | 167.65 | 161.68 | 144.65 | 141.43 | 147.38 | F |
| 145.76 | 145.01 | 144.95 | 142.15 | 145.17 | 147.77 | 147.16 | 143.01 | 140.07 | 138.03 | 123.67 | 119.90 | 123.54 | IRL |
| - | - | - | - | - | - | - | - | - | - | - | - | - | I |
| 207.17 | 187.26 | 192.21 | 203.11 | 199.88 | 206.75 | 206.35 | 194.10 | 188.60 | 179.54 | 180.25 | 179.61 | 176.10 | L |
| - | - | - | - | - | - | - | - | - | - | - | - | - | NL |
| 150.45 | 152.11 | 149.95 | 150.69 | 150.44 | 144.63 | 144.50 | 138.73 | 135.23 | 131.73 | 136.53 | 128.12 | 123.67 | A |
| - | - | - | - | - | - | - | - | - | - | - | - | - | P |
| - | - | - | - | - | - | - | - | - | - | - | - | - | FIN |
| - | - | - | - | - | - | - | - | - | - | - | - | - | S |
| 155.37 | 153.78 | 150.78 | 143.30 | 142.23 | 143.12 | 140.15 | 124.48 | 123.37 | 128.20 | 125.26 | 117.04 | 119.86 | UK |
| | | | | | | | | | | | | | Vaches A (1ère qualité) |
| | | | | | | | | | | | | | Prix par 100 kg de poids vif |
| 128.35 | 130.99 | 119.95 | 108.71 | 103.61 | 105.56 | 110.50 | 109.45 | 104.97 | 101.94 | 97.17 | 91.85 | 96.26 | B |
| - | - | - | - | - | - | - | - | - | - | - | - | - | DK |
| 135.81 | 132.17 | 128.44 | 126.03 | 127.05 | 128.66 | 126.81 | 118.85 | 116.60 | 114.34 | 115.45 | 113.28 | 113.18 | D |
| - | - | - | - | - | - | - | - | - | - | - | - | - | EL |
| 169.47 | 162.98 | 161.65 | 161.59 | 160.53 | 159.46 | 151.42 | 151.27 | 138.33 | 147.12 | 156.01 | 167.28 | 149.63 | E |
| 168.22 | 165.22 | 160.62 | 150.52 | 147.29 | 149.44 | 153.62 | 155.92 | 158.60 | 150.56 | 138.21 | 142.49 | 151.19 | F |
| 116.76 | 115.07 | 113.71 | 108.15 | 108.78 | 110.96 | 112.42 | 104.04 | 104.04 | 100.46 | 97.09 | 92.27 | 95.50 | IRL |
| - | - | - | - | - | - | - | - | - | - | - | - | - | I |
| 156.13 | 156.99 | 151.20 | 152.06 | 154.00 | 146.33 | 146.04 | 138.67 | 141.17 | 139.82 | 130.84 | 128.90 | 130.37 | L |
| 142.61 | 141.30 | 130.91 | 128.29 | 131.52 | 134.76 | - | 131.55 | 124.92 | 119.43 | 114.71 | 113.88 | 114.82 | NL |
| 116.49 | 114.57 | 111.91 | 109.48 | 105.54 | 104.27 | 103.57 | 98.68 | 97.54 | 99.13 | 96.67 | 97.71 | 96.00 | A |
| - | - | - | - | - | - | - | - | - | - | - | - | - | P |
| - | - | - | - | - | - | - | - | - | - | - | - | - | FIN |
| - | - | - | - | - | - | - | - | - | - | - | - | - | S |
| 121.57 | 120.54 | 115.59 | 104.93 | 109.23 | 111.46 | 114.18 | - | - | - | - | - | - | UK |
| | | | | | | | | | | | | | Vaches B (2ème qualité) |
| | | | | | | | | | | | | | Prix par 100 kg de poids vif |
| 113.52 | 115.91 | 106.98 | 94.48 | 90.21 | 92.69 | 97.65 | 98.20 | 92.58 | 92.09 | 88.28 | 82.92 | 83.22 | B |
| 122.91 | 121.58 | 116.53 | 110.28 | 109.57 | 110.73 | 110.75 | 110.30 | 107.46 | 107.06 | 107.23 | 107.16 | 105.01 | DK |
| 124.08 | 120.41 | 116.39 | 113.48 | 114.39 | 116.33 | 115.14 | 107.50 | 107.08 | 103.73 | 104.93 | 104.14 | 103.39 | D |
| 121.92 | 119.39 | 118.83 | 119.51 | 121.16 | 123.27 | 121.21 | 118.74 | 123.38 | 122.01 | 121.24 | 121.58 | 124.24 | EL |
| 111.88 | 111.03 | 111.68 | 116.10 | 116.18 | 118.01 | 113.27 | 94.23 | 92.92 | 91.27 | 93.11 | 88.82 | 87.12 | E |
| 137.42 | 134.56 | 130.15 | 123.06 | 120.65 | 123.63 | 128.50 | 129.47 | 133.40 | 127.51 | 113.27 | 114.08 | 117.70 | F |
| 97.54 | 95.43 | 90.75 | 88.37 | 90.61 | 97.23 | 96.48 | 91.71 | 90.36 | 88.00 | 83.55 | 77.07 | 78.99 | IRL |
| 108.21 | 105.16 | 102.38 | 99.18 | 99.81 | 99.69 | 101.09 | 90.55 | 93.83 | 83.93 | 81.68 | 84.46 | 90.06 | I |
| 139.67 | 140.49 | 136.26 | 130.64 | 125.95 | 122.79 | 122.55 | 117.97 | 113.86 | 114.74 | 103.89 | 103.71 | 103.69 | L |
| 118.44 | 116.96 | 107.11 | 103.58 | 103.14 | 108.75 | 112.30 | 107.12 | 111.36 | 97.97 | 92.33 | 90.45 | 91.01 | NL |
| 102.38 | 101.43 | 99.33 | 94.59 | 91.68 | 87.56 | 87.42 | 82.62 | 81.48 | 82.20 | 80.16 | 75.30 | 76.37 | A |
| - | - | - | - | - | - | - | - | - | - | - | - | - | P |
| - | - | - | - | - | - | - | - | - | - | - | - | - | FIN |
| - | - | - | - | - | - | - | - | - | - | - | - | - | S |
| 105.50 | 104.55 | 99.53 | 92.41 | 93.00 | 95.12 | 98.57 | - | - | - | - | - | - | UK |

**VERKAUFSPREISE
TIERISCHER ERZEUGNISSE**

**SELLING PRICES
OF ANIMAL PRODUCTS**

Landeswahrung / National currency / Monnaie nationale (ohne MwSt / excl. VAT / hors TVA)

| | 1995 sep | oct | nov | dec | 1996 jan | feb | mar | apr | mai | jun | jul | aug | sep |
|-------------|--|---------|---------|---------|-------------|---------|---------|---------|---------|---------|---------|---------|---------|
| 4173 | Kuhe C (3. Qualitat) | | | | | | | | | | | | |
| | Preise je 100 kg Lebendgewicht | | | | | | | | | | | | |
| | Cows C (3rd quality) | | | | | | | | | | | | |
| | Prices per 100 kg live weight | | | | | | | | | | | | |
| B | 3650.0 | 3630.0 | 3350.0 | 3000.0 | 2910.0 | 2850.0 | 2850.0 | 2890.0 | 2775.0 | 2750.0 | 2625.0 | 2475.0 | 2450.0 |
| DK | 513.00 | 498.00 | 468.00 | 433.00 | 430.00 | 439.00 | 443.00 | 450.00 | 433.00 | 430.00 | 430.00 | 428.00 | 413.00 |
| D | 194.40 | 185.50 | 180.00 | 176.20 | 181.30 | 185.70 | 185.60 | 172.20 | 174.90 | 168.50 | 170.60 | 167.70 | 162.90 |
| EL | - | - | - | - | - | - | - | - | - | - | - | - | - |
| E | - | - | - | - | - | - | - | - | - | - | - | - | - |
| F | 735.24 | 726.88 | 691.81 | 657.66 | 651.07 | 677.60 | 713.35 | 712.49 | 724.28 | 675.00 | 587.98 | 576.63 | 592.20 |
| IRL | 56.70 | 54.71 | 55.15 | 54.23 | 55.37 | 58.66 | 58.42 | 57.74 | 54.04 | 51.67 | 48.91 | 47.22 | 44.34 |
| I | 160000 | 164750 | 159500 | 150000 | 148875 | 149250 | 155000 | 138333 | 136250 | 119688 | 118438 | 124375 | 131250 |
| L | 4300.0 | 4300.0 | 3758.5 | 3675.0 | 4025.0 | 4050.0 | 4050.0 | 3550.0 | 3180.0 | 2920.0 | 2900.0 | 2918.5 | 3050.0 |
| NL | 212.00 | 203.00 | 189.00 | 182.00 | 182.00 | 194.00 | 198.00 | 188.80 | 179.00 | 172.00 | 177.00 | 163.00 | 163.00 |
| A | - | - | - | - | - | - | - | - | - | - | - | - | - |
| P | 30603 | 26856 | 26100 | 24959 | 30520 | 30234 | 28986 | 26662 | 25419 | 24658 | 24327 | 23522 | 23473 |
| FIN | - | - | - | - | - | - | - | - | - | - | - | - | - |
| S | - | - | - | - | - | - | - | - | - | - | - | - | - |
| UK | 68.50 | 70.80 | 68.50 | 64.10 | 66.20 | 66.50 | 69.20 | - | - | - | - | - | - |
| 4210 | Kalber (Schlachtkorper) | | | | | | | | | | | | |
| | Preise je 100 kg Schlachtkorpengewicht | | | | | | | | | | | | |
| | Calves (carcasses) | | | | | | | | | | | | |
| | Prices per 100 kg carcass weight | | | | | | | | | | | | |
| B | 19313.0 | 18625.0 | 18300.0 | 18025.0 | 18180.0 | 18313.0 | 18175.0 | 18216.0 | 18550.0 | 18563.0 | 17750.0 | 17550.0 | 17638.0 |
| DK | - | - | - | - | - | - | - | - | - | - | - | - | - |
| D | - | - | - | - | - | - | - | - | - | - | - | - | - |
| EL | - | - | - | - | - | - | - | - | - | - | - | - | - |
| E | - | - | - | - | - | - | - | - | - | - | - | - | - |
| F | 2888.00 | 2720.00 | 2625.00 | 2775.00 | 2860.00 | 2900.00 | 2875.00 | 2938.00 | - | - | - | - | - |
| IRL | - | - | - | - | - | - | - | - | - | - | - | - | - |
| I | 1091600 | 1026830 | 1089060 | 991833 | 990583 | 969333 | 951000 | 873917 | 886000 | 880583 | 882667 | 896417 | 906000 |
| L | 24000.0 | 24000.0 | 24000.0 | 24000.0 | 24000.0 | 24000.0 | 24000.0 | 24000.0 | 24000.0 | 24000.0 | 24000.0 | 24000.0 | 24000.0 |
| NL | - | - | - | - | - | - | - | - | - | - | - | - | - |
| A | 6431.00 | 6398.00 | 6447.00 | 6550.00 | 6320.00 | 5914.00 | 5527.00 | 5523.00 | 5423.00 | 5520.00 | 5494.00 | 5570.00 | 5518.00 |
| P | 73500 | 73500 | 73500 | 73500 | 77000 | 77000 | 76500 | 75000 | 70000 | 65000 | 65000 | 64800 | 70000 |
| FIN | - | - | - | - | - | - | - | - | - | - | - | - | - |
| S | - | - | - | - | - | - | - | - | - | - | - | - | - |
| UK | - | - | - | - | - | - | - | - | - | - | - | - | - |
| 4232 | Kalber (einige Tage alt) | | | | | | | | | | | | |
| | Preise je Stuck | | | | | | | | | | | | |
| | Calves (of a few days) | | | | | | | | | | | | |
| | Prices per head | | | | | | | | | | | | |
| B | 6213.0 | 5925.0 | 5830.0 | 5698.0 | 5713.0 | 5672.0 | 5725.0 | 5458.0 | 5489.0 | 5400.0 | 5047.0 | 5938.0 | 5507.0 |
| DK | - | - | - | - | - | - | - | - | - | - | - | - | - |
| D | 221.43 | 203.34 | 197.40 | 196.90 | 197.20 | 216.60 | 215.10 | 216.70 | 245.30 | 223.60 | 180.50 | 160.60 | 142.80 |
| EL | - | - | - | - | - | - | - | - | - | - | - | - | - |
| E | 33312 | 33437 | 34689 | 35467 | 34281 | 32639 | 31137 | 29696 | 29798 | 28836 | 29166 | 29023 | 31160 |
| F | 835.09 | 763.11 | 733.43 | 764.29 | 787.17 | 837.88 | 778.88 | 829.36 | 1040.39 | 1059.96 | 827.03 | 709.04 | 562.16 |
| IRL | - | - | - | - | - | - | - | - | - | - | - | - | - |
| I | 465000 | 426000 | 391250 | 385000 | 385000 | 398375 | 397500 | 325825 | 293125 | 333125 | 330000 | 325000 | 325000 |
| L | 10603.0 | 10428.0 | 10669.0 | 10910.0 | 5050.0 | 5050.0 | 5050.0 | 5050.0 | 5050.0 | 5050.0 | 5041.8 | 4526.9 | 3773.1 |
| NL | - | - | - | - | - | - | - | - | - | - | - | - | - |
| A | - | - | - | - | - | - | - | - | - | - | - | - | - |
| P | 34000 | 33000 | 33000 | 32000 | 33000 | 32000 | 31000 | 27000 | 25000 | 23000 | 20000 | 20000 | 21000 |
| FIN | - | - | - | - | - | - | - | - | - | - | - | - | - |
| S | 2320.00 | 2185.00 | 2112.00 | 1862.00 | 1730.00 | 1584.00 | 1675.00 | 1710.00 | 1752.00 | 1650.00 | 1625.00 | 1514.00 | 1417.00 |
| UK | - | - | - | - | - | - | - | - | - | - | - | - | - |

PRIX DE VENTE DES PRODUITS ANIMAUX

ECU (ohne MwSt / excl. VAT / hors TVA)

| 1995 sep | oct | nov | dec | 1996 jan | feb | mar | apr | mai | jun | jul | aug | sep | |
|-------------|--------|--------|--------|-------------|--------|--------|--------|--------|--------|--------|--------|--------|-----------------------------------|
| | | | | | | | | | | | | | Vaches C (3ème qualité) |
| | | | | | | | | | | | | | Prix par 100 kg de poids vif |
| 94.17 | 94.34 | 86.88 | 77.65 | 75.00 | 73.38 | 73.24 | 73.91 | 70.62 | 69.86 | 66.69 | 63.15 | 62.26 | B |
| 70.21 | 68.57 | 64.39 | 59.47 | 58.89 | 60.09 | 60.57 | 61.28 | 58.68 | 58.27 | 58.36 | 58.20 | 56.11 | DK |
| 103.17 | 99.18 | 95.97 | 93.74 | 96.06 | 98.32 | 98.03 | 90.47 | 91.49 | 88.06 | 89.28 | 88.16 | 85.24 | D |
| - | - | - | - | - | - | - | - | - | - | - | - | - | EL |
| - | - | - | - | - | - | - | - | - | - | - | - | - | E |
| 113.15 | 111.27 | 106.94 | 101.54 | 100.70 | 104.33 | 110.04 | 110.34 | 111.95 | 104.07 | 90.86 | 88.78 | 91.00 | F |
| 69.95 | 66.76 | 66.95 | 66.16 | 67.87 | 72.02 | 71.70 | 71.50 | 67.79 | 65.32 | 61.73 | 59.29 | 56.26 | IRL |
| 76.87 | 77.60 | 75.60 | 72.13 | 72.77 | 73.66 | 77.38 | 69.91 | 70.15 | 61.94 | 61.06 | 63.90 | 68.03 | I |
| 110.94 | 111.76 | 97.48 | 95.12 | 103.74 | 104.28 | 104.07 | 90.79 | 80.93 | 74.18 | 73.67 | 74.46 | 77.51 | L |
| 100.44 | 96.91 | 89.97 | 86.47 | 86.10 | 91.73 | 93.43 | 88.70 | 83.75 | 80.24 | 82.54 | 76.39 | 76.08 | NL |
| - | - | - | - | - | - | - | - | - | - | - | - | - | A |
| 155.86 | 136.37 | 132.67 | 126.64 | 155.85 | 153.99 | 147.92 | 136.43 | 129.39 | 125.13 | 123.80 | 120.42 | 120.25 | P |
| - | - | - | - | - | - | - | - | - | - | - | - | - | FIN |
| - | - | - | - | - | - | - | - | - | - | - | - | - | S |
| 82.78 | 84.50 | 80.88 | 75.65 | 78.43 | 79.27 | 82.48 | - | - | - | - | - | - | UK |
| | | | | | | | | | | | | | Veaux (carcasses) |
| | | | | | | | | | | | | | Prix par 100 kg de poids carcasse |
| 498.25 | 484.06 | 474.60 | 466.56 | 468.59 | 471.51 | 467.05 | 465.84 | 472.07 | 471.56 | 450.94 | 447.76 | 448.21 | B |
| - | - | - | - | - | - | - | - | - | - | - | - | - | DK |
| - | - | - | - | - | - | - | - | - | - | - | - | - | D |
| - | - | - | - | - | - | - | - | - | - | - | - | - | EL |
| - | - | - | - | - | - | - | - | - | - | - | - | - | E |
| 444.43 | 416.37 | 405.76 | 428.46 | 442.37 | 446.50 | 443.51 | 454.99 | - | - | - | - | - | F |
| - | - | - | - | - | - | - | - | - | - | - | - | - | IRL |
| 524.42 | 483.68 | 516.19 | 476.94 | 484.19 | 478.39 | 474.75 | 441.65 | 456.15 | 455.70 | 455.03 | 460.57 | 469.62 | I |
| 619.17 | 623.75 | 622.43 | 621.22 | 618.60 | 617.94 | 616.74 | 613.76 | 610.76 | 609.68 | 609.72 | 612.32 | 609.88 | L |
| - | - | - | - | - | - | - | - | - | - | - | - | - | NL |
| 485.21 | 486.11 | 488.49 | 495.24 | 476.12 | 445.25 | 415.09 | 412.59 | 403.16 | 409.90 | 408.55 | 416.09 | 410.34 | A |
| 374.34 | 373.23 | 373.62 | 372.93 | 393.20 | 392.18 | 390.38 | 383.78 | 356.32 | 329.84 | 330.79 | 331.74 | 358.61 | P |
| - | - | - | - | - | - | - | - | - | - | - | - | - | FIN |
| - | - | - | - | - | - | - | - | - | - | - | - | - | S |
| - | - | - | - | - | - | - | - | - | - | - | - | - | UK |
| | | | | | | | | | | | | | Veaux (de quelques jours) |
| | | | | | | | | | | | | | Prix par tête |
| 160.29 | 153.99 | 151.20 | 147.49 | 147.25 | 146.04 | 147.12 | 139.58 | 139.69 | 137.18 | 128.22 | 151.50 | 139.94 | B |
| - | - | - | - | - | - | - | - | - | - | - | - | - | DK |
| 117.52 | 108.72 | 105.25 | 104.75 | 104.48 | 114.69 | 113.61 | 113.85 | 128.32 | 116.85 | 94.46 | 84.42 | 74.72 | D |
| - | - | - | - | - | - | - | - | - | - | - | - | - | EL |
| 205.94 | 206.39 | 215.22 | 221.84 | 215.46 | 205.07 | 195.35 | 187.08 | 186.75 | 178.65 | 180.72 | 179.91 | 193.43 | E |
| 128.51 | 116.81 | 113.37 | 118.01 | 121.76 | 129.00 | 120.15 | 128.44 | 160.82 | 163.42 | 127.81 | 109.16 | 86.38 | F |
| - | - | - | - | - | - | - | - | - | - | - | - | - | IRL |
| 223.39 | 200.66 | 185.44 | 185.13 | 188.19 | 196.61 | 198.44 | 164.66 | 150.91 | 172.39 | 170.12 | 166.98 | 168.46 | I |
| 273.55 | 271.02 | 276.70 | 282.40 | 130.16 | 130.02 | 129.77 | 129.15 | 128.51 | 128.29 | 128.09 | 115.50 | 95.88 | L |
| - | - | - | - | - | - | - | - | - | - | - | - | - | NL |
| - | - | - | - | - | - | - | - | - | - | - | - | - | A |
| 173.16 | 167.57 | 167.75 | 162.36 | 168.51 | 162.98 | 158.19 | 138.16 | 127.26 | 116.71 | 101.78 | 102.39 | 107.58 | P |
| - | - | - | - | - | - | - | - | - | - | - | - | - | FIN |
| 252.16 | 241.97 | 241.89 | 215.29 | 199.08 | 178.69 | 194.06 | 201.35 | 206.63 | 197.12 | 192.57 | 178.21 | 168.18 | S |
| - | - | - | - | - | - | - | - | - | - | - | - | - | UK |

**VERKAUFSPREISE
TIERISCHER ERZEUGNISSE**

**SELLING PRICES
OF ANIMAL PRODUCTS**

Landeswährung / National currency / Monnaie nationale (ohne MwSt / excl. VAT / hors TVA)

| | 1995 sep | oct | nov | dec | 1996 jan | feb | mar | apr | mai | jun | jul | aug | sep |
|-------------|-----------------------------------|----------|----------|----------|-------------|----------|----------|----------|----------|----------|----------|----------|--------------------------------|
| 4233 | Kälber (einige Wochen alt) | | | | | | | | | | | | Calves (of a few weeks) |
| | Preise je Stück | | | | | | | | | | | | Prices per head |
| B | - | - | - | - | - | - | - | - | - | - | - | - | - |
| DK | - | - | - | - | - | - | - | - | - | - | - | - | - |
| D | - | - | - | - | - | - | - | - | - | - | - | - | - |
| EL | - | - | - | - | - | - | - | - | - | - | - | - | - |
| E | 44000 | 38833 | 39958 | 39167 | 39500 | 39750 | 38750 | 37042 | 38200 | 38063 | 33500 | 34000 | 29000 |
| F | 1762.65 | 1782.81 | 1808.17 | 1847.72 | 1850.57 | 1708.31 | 1545.98 | 1450.00 | 1533.25 | 1553.37 | 1424.55 | 1395.89 | 1371.17 |
| IRL | - | - | - | - | - | - | - | - | - | - | - | - | - |
| I | - | - | - | - | - | - | - | - | - | - | - | - | - |
| L | - | - | - | - | - | - | - | - | - | - | - | - | - |
| NL | - | - | - | - | - | - | - | - | - | - | - | - | - |
| A | - | - | - | - | - | - | - | - | - | - | - | - | - |
| P | 82000 | 82000 | 78000 | 77000 | 73000 | 72000 | 70000 | 68000 | 66000 | 65000 | 65000 | 65000 | 67000 |
| FIN | - | - | - | - | - | - | - | - | - | - | - | - | - |
| S | - | - | - | - | - | - | - | - | - | - | - | - | - |
| UK | 149.29 | 156.72 | 158.58 | 135.35 | 147.92 | 163.70 | 156.80 | 135.32 | 130.05 | 110.43 | 110.96 | 106.03 | 108.47 |
| 4234 | Jungrinder zur Aufzucht | | | | | | | | | | | | Young cattle (store) |
| | Preise je Stück | | | | | | | | | | | | Prices per head |
| B | - | - | - | - | - | - | - | - | - | - | - | - | - |
| DK | - | - | - | - | - | - | - | - | - | - | - | - | - |
| D | 1013.00 | 963.00 | 950.00 | 975.00 | 950.00 | 950.00 | 938.00 | 875.00 | 800.00 | 800.00 | 800.00 | 775.00 | 750.00 |
| EL | - | - | - | - | - | - | - | - | - | - | - | - | - |
| E | 51833 | 51500 | 51556 | 51167 | 51767 | 52083 | 50583 | 49750 | 50433 | 49125 | 45800 | 47667 | 42500 |
| F | - | - | - | - | - | - | - | - | - | - | - | - | - |
| IRL | 464.09 | 474.20 | 484.44 | 467.39 | 481.97 | 500.30 | 489.11 | 480.89 | 446.36 | 463.06 | 426.05 | 392.53 | 401.79 |
| I | 1462500 | 1462500 | 1462500 | 1462500 | 1425000 | 1425000 | 1425000 | 1425000 | 1425000 | 1425000 | 1425000 | 1425000 | 1425000 |
| L | - | - | - | - | - | - | - | - | - | - | - | - | - |
| NL | - | - | - | - | - | - | - | - | - | - | - | - | - |
| A | 4757.00 | 4634.00 | 4497.00 | 4412.00 | 4358.00 | 4294.00 | 4433.00 | 3940.00 | 4081.00 | 3994.00 | 3935.00 | 3832.00 | 3723.00 |
| P | 111000 | 113000 | 112000 | 108000 | 102000 | 101000 | 101000 | 99000 | 95000 | 93000 | 91000 | 88000 | 91000 |
| FIN | - | - | - | - | - | - | - | - | - | - | - | - | - |
| S | - | - | - | - | - | - | - | - | - | - | - | - | - |
| UK | 418.68 | 405.92 | 421.59 | 398.77 | 391.23 | 410.88 | 411.84 | 373.57 | 379.32 | 334.73 | 355.94 | 310.46 | 340.52 |
| 4235 | Färsen zur Aufzucht | | | | | | | | | | | | Heifers (store) |
| | Preise je Stück | | | | | | | | | | | | Prices per head |
| B | 44792.0 | 44563.0 | 44733.0 | 44361.0 | 44854.0 | 45092.0 | 45417.0 | 44261.0 | 44167.0 | 43583.0 | 43700.0 | 43271.0 | 41167.0 |
| DK | 7600.00 | 7450.00 | 7290.00 | 7100.00 | 6920.00 | 6925.00 | 7038.00 | 6825.00 | 6800.00 | 6900.00 | 6900.00 | 6725.00 | 6600.00 |
| D | 1875.00 | 1825.00 | 1775.00 | 1775.00 | 1775.00 | 1738.00 | 1763.00 | 1750.00 | 1744.00 | 1763.00 | 1763.00 | 1694.00 | 1650.00 |
| EL | - | - | - | - | - | - | - | - | - | - | - | - | - |
| E | 204250 | 204833 | 206625 | 206667 | 205900 | 209000 | 209625 | 211333 | 210200 | 210125 | 210500 | 210500 | 260000 |
| F | - | - | - | - | - | - | - | - | - | - | - | - | - |
| IRL | - | - | - | - | - | - | - | - | - | - | - | - | - |
| I | 3325000 | 3250000 | 3225000 | 3225000 | 3175000 | 3175000 | 3050000 | 2900000 | 2900000 | 2800000 | 2650000 | 2650000 | 2650000 |
| L | - | - | - | - | - | - | - | - | - | - | - | - | - |
| NL | - | - | - | - | - | - | - | - | - | - | - | - | - |
| A | 13823.00 | 13300.00 | 13361.00 | 13027.00 | 13087.00 | 13233.00 | 12865.00 | 12585.00 | 13118.00 | 12954.00 | 12875.00 | 12272.00 | 12695.00 |
| P | 106000 | 106000 | 105000 | 101000 | 108000 | 108000 | 107000 | 105000 | 99000 | 96000 | 93000 | 93000 | 97000 |
| FIN | - | - | - | - | - | - | - | - | - | - | - | - | - |
| S | - | - | - | - | - | - | - | - | - | - | - | - | - |
| UK | 777.70 | 783.03 | 762.66 | 649.44 | 690.16 | 685.27 | 720.52 | 743.63 | 682.47 | 648.51 | 619.20 | 583.30 | 530.73 |

PRIX DE VENTE DES PRODUITS ANIMAUX

ECU (ohne MwSt / excl. VAT / hors TVA)

| 1995 sep | oct | nov | dec | 1996 jan | feb | mar | apr | mai | jun | jul | aug | sep | |
|-------------|---------|---------|---------|-------------|---------|---------|---------|---------|---------|---------|---------|---------|-------------------------------------|
| | | | | | | | | | | | | | Veaux (de quelques semaines) |
| | | | | | | | | | | | | | Prix par tête |
| - | - | - | - | - | - | - | - | - | - | - | - | - | B |
| - | - | - | - | - | - | - | - | - | - | - | - | - | DK |
| - | - | - | - | - | - | - | - | - | - | - | - | - | D |
| 272.01 | 239.69 | 247.91 | 244.98 | 248.26 | 249.75 | 243.12 | 233.36 | 239.41 | 235.81 | 207.57 | 210.76 | 180.02 | EL |
| 271.25 | 272.91 | 279.50 | 285.29 | 286.24 | 263.02 | 238.49 | 224.55 | 237.00 | 239.50 | 220.14 | 214.91 | 210.69 | E |
| - | - | - | - | - | - | - | - | - | - | - | - | - | F |
| - | - | - | - | - | - | - | - | - | - | - | - | - | IRL |
| - | - | - | - | - | - | - | - | - | - | - | - | - | I |
| - | - | - | - | - | - | - | - | - | - | - | - | - | L |
| - | - | - | - | - | - | - | - | - | - | - | - | - | NL |
| 417.63 | 416.39 | 396.50 | 390.69 | 372.77 | 366.71 | 357.21 | 347.96 | 335.96 | 329.84 | 330.79 | 332.76 | 343.24 | A |
| - | - | - | - | - | - | - | - | - | - | - | - | - | P |
| - | - | - | - | - | - | - | - | - | - | - | - | - | FIN |
| 180.41 | 187.04 | 187.24 | 159.75 | 175.25 | 195.14 | 186.89 | 162.25 | 158.09 | 135.91 | 135.70 | 128.07 | 133.28 | S |
| - | - | - | - | - | - | - | - | - | - | - | - | - | UK |
| | | | | | | | | | | | | | Jeunes bovins d'élevage |
| | | | | | | | | | | | | | Prix par tête |
| - | - | - | - | - | - | - | - | - | - | - | - | - | B |
| - | - | - | - | - | - | - | - | - | - | - | - | - | DK |
| 537.62 | 514.89 | 506.50 | 518.71 | 503.32 | 503.00 | 495.43 | 459.72 | 418.49 | 418.07 | 418.67 | 407.40 | 392.43 | D |
| - | - | - | - | - | - | - | - | - | - | - | - | - | EL |
| 320.43 | 317.88 | 319.87 | 320.03 | 325.36 | 327.24 | 317.36 | 313.42 | 316.08 | 304.34 | 283.78 | 295.48 | 263.82 | E |
| - | - | - | - | - | - | - | - | - | - | - | - | - | F |
| 572.58 | 578.69 | 588.11 | 570.24 | 590.81 | 614.22 | 600.32 | 595.48 | 559.90 | 585.37 | 537.72 | 492.88 | 509.85 | IRL |
| 702.61 | 688.90 | 693.19 | 703.27 | 696.54 | 703.28 | 711.38 | 720.15 | 733.64 | 737.44 | 734.61 | 732.16 | 738.64 | I |
| - | - | - | - | - | - | - | - | - | - | - | - | - | L |
| - | - | - | - | - | - | - | - | - | - | - | - | - | NL |
| 358.91 | 352.08 | 340.74 | 333.59 | 328.31 | 323.28 | 332.93 | 294.33 | 303.39 | 296.58 | 292.62 | 286.26 | 276.85 | A |
| 565.32 | 573.81 | 569.33 | 547.98 | 520.86 | 514.41 | 515.41 | 506.59 | 483.58 | 471.92 | 463.10 | 450.51 | 466.19 | P |
| - | - | - | - | - | - | - | - | - | - | - | - | - | FIN |
| 505.95 | 484.46 | 497.78 | 470.65 | 463.51 | 489.79 | 490.87 | 447.92 | 461.09 | 411.96 | 435.30 | 374.98 | 418.41 | S |
| - | - | - | - | - | - | - | - | - | - | - | - | - | UK |
| | | | | | | | | | | | | | Génisses d'élevage |
| | | | | | | | | | | | | | Prix par tête |
| 1155.59 | 1158.18 | 1160.13 | 1148.25 | 1156.10 | 1161.00 | 1167.10 | 1131.90 | 1123.98 | 1107.15 | 1110.20 | 1103.98 | 1046.12 | B |
| 1040.21 | 1025.80 | 1002.94 | 975.11 | 947.74 | 947.86 | 962.31 | 929.34 | 921.50 | 935.08 | 936.53 | 914.49 | 896.63 | DK |
| 995.10 | 975.78 | 946.36 | 944.31 | 940.42 | 920.23 | 931.17 | 919.45 | 912.30 | 921.32 | 922.64 | 890.51 | 863.35 | D |
| - | - | - | - | - | - | - | - | - | - | - | - | - | EL |
| 1262.68 | 1264.31 | 1281.98 | 1292.64 | 1294.09 | 1313.15 | 1315.20 | 1331.39 | 1317.39 | 1301.78 | 1304.28 | 1304.87 | 1613.95 | E |
| - | - | - | - | - | - | - | - | - | - | - | - | - | F |
| - | - | - | - | - | - | - | - | - | - | - | - | - | IRL |
| 1597.39 | 1530.89 | 1528.57 | 1550.79 | 1551.93 | 1566.96 | 1522.60 | 1465.56 | 1493.03 | 1449.01 | 1366.12 | 1361.56 | 1373.61 | I |
| - | - | - | - | - | - | - | - | - | - | - | - | - | L |
| - | - | - | - | - | - | - | - | - | - | - | - | - | NL |
| 1042.93 | 1010.51 | 1012.37 | 984.96 | 985.90 | 996.27 | 966.18 | 940.15 | 975.22 | 961.92 | 957.43 | 916.75 | 944.04 | A |
| 539.86 | 538.26 | 533.75 | 512.46 | 551.50 | 550.07 | 546.03 | 537.29 | 503.95 | 487.15 | 473.28 | 476.10 | 496.93 | P |
| - | - | - | - | - | - | - | - | - | - | - | - | - | FIN |
| - | - | - | - | - | - | - | - | - | - | - | - | - | S |
| 939.81 | 934.54 | 900.48 | 766.51 | 817.67 | 816.87 | 858.78 | 891.63 | 829.59 | 798.13 | 757.26 | 704.52 | 652.13 | UK |

**VERKAUFSPREISE
TIERISCHER ERZEUGNISSE**

**SELLING PRICES
OF ANIMAL PRODUCTS**

Landeswährung / National currency / Monnaie nationale (ohne MwSt / excl. VAT / hors TVA)

| | 1995 sep | oct | nov | dec | 1996 jan | feb | mar | apr | mai | jun | jul | aug | sep |
|-------------|-------------------------|---------|---------|---------|-------------|---------|---------|---------|---------|---------|---------|---------|--------------------------|
| 4242 | Jungbullen (U3) | | | | | | | | | | | | Young bulls (U3) |
| | Preise je 100 kg | | | | | | | | | | | | Prices per 100 kg |
| B | 11922.7 | 12128.1 | 12128.0 | 12199.4 | 12375.2 | 12372.8 | 12337.4 | 11850.3 | 11571.0 | 10934.0 | 10496.5 | 10428.4 | 10822.7 |
| DK | 2282.83 | 2269.81 | 2279.47 | 2272.81 | 2271.48 | 2309.45 | 2262.10 | 2205.03 | 2185.52 | 2147.17 | 2158.06 | 2091.19 | 2039.57 |
| D | 552.60 | 560.74 | 566.67 | 572.16 | 577.00 | 579.38 | 572.97 | 529.97 | 514.06 | 499.83 | 486.68 | 493.97 | 510.63 |
| EL | 126400 | 126165 | 123317 | 122371 | 125897 | 126897 | 125807 | 123493 | 121765 | 122290 | 123390 | 120629 | 121439 |
| E | 48232 | 48112 | 47094 | 49941 | 51672 | 49452 | 48967 | 46855 | 45203 | 44181 | 44261 | 43855 | 44757 |
| F | 2030.97 | 2069.87 | 2086.23 | 2064.48 | 2088.35 | 2064.59 | 1974.29 | 1853.47 | 1804.90 | 1751.03 | 1599.13 | 1656.35 | 1817.17 |
| IRL | - | - | - | - | - | - | - | - | - | - | - | - | - |
| I | 726200 | 730442 | 730190 | 727265 | 726629 | 713917 | 706777 | 692344 | 656139 | 568233 | 550552 | 540868 | 579380 |
| L | 12528.2 | 12868.2 | 12865.5 | 12772.7 | 12820.2 | 12642.3 | 12826.5 | 12689.2 | 12566.2 | 12420.4 | 12045.1 | 11825.5 | 11731.3 |
| NL | 644.13 | 637.13 | 635.10 | 642.74 | 657.32 | 645.21 | 644.00 | 624.07 | 607.45 | 576.17 | 551.52 | 545.58 | 572.17 |
| A | 3949.50 | 3955.48 | 3976.67 | 3968.13 | 4018.52 | 4006.31 | 3925.45 | 3651.77 | 3596.13 | 3575.10 | 3525.03 | 3554.26 | 3648.60 |
| P | - | - | - | - | - | - | - | - | - | - | - | - | - |
| FIN | 1678.20 | 1634.00 | 1640.90 | 1686.33 | 1654.38 | 1641.68 | 1647.13 | 1666.80 | 1671.33 | 1649.89 | 1643.58 | 1619.96 | 1626.13 |
| S | 2883.73 | 2749.00 | 2695.20 | 2703.16 | 2692.23 | 2655.00 | 2597.68 | 2575.03 | 2597.90 | 2580.47 | 2570.19 | 2433.52 | 2390.03 |
| UK | 228.05 | 241.85 | 241.34 | 232.44 | 229.26 | 229.62 | 228.68 | 190.89 | 182.58 | 175.10 | 177.88 | 177.12 | 175.39 |
| 4245 | Jungbullen (R3) | | | | | | | | | | | | Young bulls (R3) |
| | Preise je 100 kg | | | | | | | | | | | | Prices per 100 kg |
| B | 11300.3 | 11468.7 | 11549.0 | 11564.8 | 11662.9 | 11532.1 | 11372.6 | 10816.7 | 10555.8 | 10284.3 | 9929.7 | 9796.8 | 10229.7 |
| DK | 2147.23 | 2137.00 | 2144.83 | 2130.48 | 2120.16 | 2149.86 | 2099.81 | 2056.17 | 2044.81 | 2034.50 | 2052.39 | 2009.26 | 1988.30 |
| D | 526.77 | 530.92 | 530.20 | 533.97 | 542.61 | 547.72 | 538.97 | 508.87 | 492.13 | 472.20 | 465.68 | 470.65 | 481.87 |
| EL | 117147 | 120990 | 119957 | 118219 | 120168 | 120324 | 120477 | 119107 | 120871 | 120833 | 118794 | 118123 | 118267 |
| E | 47639 | 46926 | 45407 | 47181 | 48747 | 47001 | 46706 | 45358 | 43875 | 42306 | 42327 | 42345 | 43995 |
| F | 1889.37 | 1939.10 | 1953.70 | 1923.19 | 1939.13 | 1921.52 | 1828.77 | 1727.60 | 1698.32 | 1644.97 | 1486.16 | 1552.74 | 1699.73 |
| IRL | - | - | - | - | - | - | - | - | - | - | - | - | - |
| I | 674000 | 689016 | 696160 | 694645 | 693632 | 687886 | 678365 | 668078 | 622845 | 552797 | 524316 | 516026 | 554980 |
| L | 12163.2 | 12311.6 | 12320.4 | 12131.2 | 12259.5 | 12222.9 | 12302.9 | 12182.4 | 12150.0 | 11853.0 | 11120.6 | 11210.5 | 10925.0 |
| NL | 603.50 | 603.06 | 597.33 | 603.90 | 617.74 | 611.66 | 608.61 | 592.90 | 569.48 | 542.03 | 522.26 | 525.84 | 547.90 |
| A | 3883.20 | 3866.19 | 3871.97 | 3864.06 | 3930.06 | 3902.14 | 3848.29 | 3541.83 | 3492.39 | 3484.00 | 3431.97 | 3460.94 | 3552.63 |
| P | 59367 | 60532 | 59155 | 58481 | 59324 | 59576 | 59165 | 55148 | 54403 | 52598 | 51757 | 49951 | 52054 |
| FIN | 1556.50 | 1529.81 | 1545.70 | 1565.77 | 1563.10 | 1571.31 | 1566.65 | 1569.57 | 1582.35 | 1534.80 | 1548.29 | 1513.42 | 1507.27 |
| S | 2769.07 | 2628.35 | 2597.00 | 2572.77 | 2567.00 | 2549.28 | 2488.29 | 2469.70 | 2467.55 | 2479.37 | 2446.03 | 2343.61 | 2276.53 |
| UK | 225.65 | 238.03 | 237.06 | 229.03 | 226.98 | 227.01 | 226.12 | 187.32 | 180.94 | 171.95 | 175.94 | 176.28 | 173.26 |
| 4248 | Jungbullen (O3) | | | | | | | | | | | | Young bulls (O3) |
| | Preise je 100 kg | | | | | | | | | | | | Prices per 100 kg |
| B | 10577.3 | 10707.1 | 10767.0 | 10850.0 | 10737.4 | 10704.5 | 10466.5 | 10090.7 | 9822.3 | 9341.7 | 8871.0 | 8861.6 | 9273.0 |
| DK | 2009.47 | 2001.65 | 2010.83 | 1992.97 | 1977.00 | 1997.52 | 1939.97 | 1901.33 | 1883.90 | 1866.07 | 1887.94 | 1897.81 | 1907.93 |
| D | 505.70 | 507.29 | 502.97 | 501.58 | 511.61 | 518.55 | 505.81 | 474.47 | 457.90 | 436.73 | 433.35 | 437.65 | 447.10 |
| EL | 123703 | 123410 | 121253 | 117184 | 122197 | 121555 | 121497 | 119087 | 120165 | 120460 | 118477 | 115997 | 119903 |
| E | 44961 | 44181 | 43178 | 44778 | 46120 | 44283 | 44267 | 42634 | 41395 | 40196 | 39365 | 40317 | 42255 |
| F | 1770.83 | 1801.58 | 1791.33 | 1755.10 | 1770.58 | 1764.14 | 1697.23 | 1615.10 | 1589.81 | 1535.23 | 1385.52 | 1426.32 | 1534.63 |
| IRL | - | - | - | - | - | - | - | - | - | - | - | - | - |
| I | 588100 | 610152 | 602153 | 560668 | 570000 | 569897 | 560929 | 574200 | 529045 | 501277 | 448429 | 453706 | 485330 |
| L | - | - | - | - | - | - | - | - | - | - | - | - | - |
| NL | 574.90 | 575.52 | 566.90 | 567.19 | 585.32 | 578.28 | 578.32 | 555.87 | 533.19 | 512.27 | 495.71 | 503.39 | 517.80 |
| A | 3740.87 | 3747.00 | 3734.17 | 3709.90 | 3796.16 | 3738.72 | 3683.23 | 3376.37 | 3308.97 | 3308.17 | 3256.81 | 3267.06 | 3398.97 |
| P | - | - | - | - | - | - | - | - | - | 50175 | 49643 | 47912 | 49930 |
| FIN | 1488.37 | 1458.06 | 1492.07 | 1495.81 | 1490.68 | 1498.38 | 1495.26 | 1488.23 | 1483.68 | 1462.13 | 1470.90 | 1447.71 | 1427.43 |
| S | 2626.27 | 2492.06 | 2467.97 | 2467.61 | 2470.55 | 2451.52 | 2402.97 | 2387.87 | 2378.03 | 2394.23 | 2358.68 | 2251.06 | 2176.40 |
| UK | 219.20 | 225.16 | 224.71 | 217.97 | 211.65 | 210.72 | 212.20 | 176.02 | 173.94 | 165.10 | 167.93 | 170.36 | 165.87 |

D: Einschliesslich der fünf neuen Länder
D: Including the five new Länder
D: Les cinq nouveaux Länder inclus

PRIX DE VENTE DES PRODUITS ANIMAUX

ECU (ohne MwSt / excl. VAT / hors TVA)

| 1995 sep | oct | nov | dec | 1996 jan | feb | mar | apr | mai | jun | jul | aug | sep | |
|-------------|--------|--------|--------|-------------|--------|--------|--------|--------|--------|--------|--------|--------|--|
| | | | | | | | | | | | | | Jeunes taureaux (U3) Prix par 100 kg |
| 307.59 | 315.20 | 314.54 | 315.77 | 318.97 | 318.57 | 317.04 | 303.05 | 294.46 | 277.76 | 266.66 | 266.06 | 275.02 | B |
| 312.45 | 312.53 | 313.60 | 312.15 | 311.09 | 316.11 | 309.30 | 300.25 | 296.17 | 290.98 | 292.91 | 284.37 | 277.08 | DK |
| 293.28 | 299.81 | 302.13 | 304.39 | 305.70 | 306.77 | 302.63 | 278.45 | 268.91 | 261.20 | 254.70 | 259.67 | 267.18 | D |
| 415.80 | 410.31 | 398.27 | 394.08 | 405.30 | 406.61 | 406.51 | 403.70 | 401.55 | 404.08 | 408.51 | 396.81 | 399.74 | EL |
| 298.17 | 296.97 | 292.19 | 312.37 | 324.76 | 310.71 | 307.22 | 295.18 | 283.30 | 273.71 | 274.25 | 271.85 | 277.83 | E |
| 312.54 | 316.85 | 322.48 | 318.76 | 323.02 | 317.87 | 304.56 | 287.04 | 278.99 | 269.97 | 247.12 | 255.01 | 279.23 | F |
| - | - | - | - | - | - | - | - | - | - | - | - | - | IRL |
| 348.88 | 344.07 | 346.09 | 349.72 | 355.17 | 352.34 | 352.83 | 349.89 | 337.81 | 294.06 | 283.82 | 277.90 | 300.32 | I |
| 323.21 | 334.44 | 333.66 | 330.61 | 330.44 | 325.51 | 329.61 | 324.51 | 319.79 | 315.52 | 306.01 | 301.71 | 298.11 | L |
| 305.17 | 304.15 | 302.34 | 305.39 | 310.98 | 305.08 | 303.88 | 293.21 | 284.21 | 268.79 | 257.18 | 255.68 | 267.05 | NL |
| 297.99 | 300.53 | 301.31 | 300.03 | 302.73 | 301.62 | 294.81 | 272.80 | 267.34 | 265.48 | 262.13 | 265.51 | 271.32 | A |
| - | - | - | - | - | - | - | - | - | - | - | - | - | P |
| 297.86 | 289.65 | 292.28 | 298.34 | 288.30 | 279.91 | 279.25 | 278.57 | 281.76 | 282.03 | 282.07 | 281.85 | 282.33 | FIN |
| 313.43 | 304.43 | 308.68 | 312.54 | 309.80 | 299.51 | 300.95 | 303.20 | 306.40 | 308.27 | 304.59 | 286.45 | 283.67 | S |
| 275.59 | 288.28 | 284.96 | 274.34 | 271.62 | 273.71 | 272.56 | 228.88 | 221.94 | 215.50 | 217.54 | 213.93 | 215.51 | UK |
| | | | | | | | | | | | | | Jeunes taureaux (R3) Prix par 100 kg |
| 291.54 | 298.07 | 299.52 | 299.35 | 300.61 | 296.92 | 292.25 | 276.62 | 268.63 | 261.26 | 252.26 | 249.95 | 259.95 | B |
| 293.89 | 294.24 | 295.08 | 292.60 | 290.37 | 294.26 | 287.11 | 279.98 | 277.10 | 275.71 | 278.57 | 273.23 | 270.12 | DK |
| 279.57 | 283.55 | 282.68 | 284.08 | 287.48 | 290.01 | 284.67 | 267.36 | 257.44 | 246.77 | 243.71 | 247.41 | 252.14 | D |
| 385.36 | 393.48 | 387.42 | 380.71 | 386.85 | 385.55 | 389.29 | 389.36 | 398.60 | 399.27 | 393.29 | 388.56 | 389.29 | EL |
| 294.51 | 289.65 | 281.72 | 295.10 | 306.38 | 295.31 | 293.04 | 285.75 | 274.98 | 262.10 | 262.26 | 262.49 | 273.10 | E |
| 290.75 | 296.83 | 301.99 | 296.94 | 299.94 | 295.85 | 282.11 | 267.54 | 262.51 | 253.62 | 229.66 | 239.06 | 261.18 | F |
| - | - | - | - | - | - | - | - | - | - | - | - | - | IRL |
| 323.80 | 324.56 | 329.96 | 334.03 | 339.05 | 339.49 | 338.65 | 337.62 | 320.66 | 286.07 | 270.29 | 265.13 | 287.67 | I |
| 313.80 | 319.97 | 319.52 | 314.01 | 315.99 | 314.71 | 316.15 | 311.54 | 309.20 | 301.11 | 282.52 | 286.02 | 277.62 | L |
| 285.92 | 287.88 | 284.36 | 286.93 | 292.25 | 289.22 | 287.18 | 278.56 | 266.45 | 252.87 | 243.54 | 246.43 | 255.73 | NL |
| 292.98 | 293.75 | 293.38 | 292.16 | 296.07 | 293.78 | 289.01 | 264.59 | 259.63 | 258.71 | 255.21 | 258.54 | 264.19 | A |
| 302.35 | 307.38 | 300.70 | 296.72 | 302.94 | 303.43 | 301.92 | 282.20 | 276.93 | 266.91 | 263.39 | 255.72 | 266.67 | P |
| 276.26 | 271.18 | 275.32 | 277.01 | 272.40 | 267.91 | 265.61 | 262.32 | 266.76 | 262.35 | 265.71 | 263.32 | 261.69 | FIN |
| 300.97 | 291.07 | 297.43 | 297.47 | 295.39 | 287.58 | 288.28 | 290.80 | 291.03 | 296.20 | 289.87 | 275.86 | 270.20 | S |
| 272.69 | 284.09 | 279.90 | 270.32 | 268.91 | 270.60 | 269.51 | 224.60 | 219.95 | 211.63 | 215.16 | 212.92 | 212.89 | UK |
| | | | | | | | | | | | | | Jeunes taureaux (O3) Prix par 100 kg |
| 272.88 | 278.27 | 279.24 | 280.84 | 276.75 | 275.61 | 268.96 | 258.05 | 249.96 | 237.31 | 225.37 | 226.09 | 235.64 | B |
| 275.04 | 275.61 | 276.64 | 273.71 | 270.76 | 273.41 | 265.25 | 258.90 | 255.29 | 252.89 | 256.25 | 258.07 | 259.20 | DK |
| 268.39 | 271.24 | 268.16 | 266.84 | 271.06 | 274.56 | 267.16 | 249.29 | 239.53 | 228.23 | 226.79 | 230.06 | 233.94 | D |
| 406.93 | 401.35 | 391.61 | 377.37 | 393.39 | 389.50 | 392.58 | 389.30 | 396.27 | 398.04 | 392.24 | 381.57 | 394.68 | EL |
| 277.95 | 272.70 | 267.89 | 280.07 | 289.87 | 278.23 | 277.73 | 268.59 | 259.44 | 249.02 | 243.91 | 249.92 | 262.30 | E |
| 272.51 | 275.78 | 276.89 | 270.99 | 273.87 | 271.62 | 261.82 | 250.12 | 245.74 | 236.70 | 214.11 | 219.60 | 235.81 | F |
| - | - | - | - | - | - | - | - | - | - | - | - | - | IRL |
| 282.53 | 287.41 | 285.41 | 269.61 | 278.61 | 281.26 | 280.02 | 290.18 | 272.37 | 259.41 | 231.17 | 233.11 | 251.57 | I |
| - | - | - | - | - | - | - | - | - | - | - | - | - | L |
| 272.37 | 274.73 | 269.87 | 269.49 | 276.91 | 273.43 | 272.89 | 261.16 | 249.47 | 238.98 | 231.16 | 235.91 | 241.68 | NL |
| 282.24 | 284.69 | 282.94 | 280.50 | 285.98 | 281.48 | 276.62 | 252.23 | 246.00 | 245.65 | 242.19 | 244.06 | 252.76 | A |
| - | - | - | - | - | - | - | - | - | 254.61 | 252.63 | 245.28 | 255.79 | P |
| 264.17 | 258.47 | 265.77 | 264.64 | 259.78 | 255.47 | 253.50 | 248.73 | 250.13 | 249.93 | 252.43 | 251.89 | 247.83 | FIN |
| 285.44 | 275.97 | 282.65 | 285.31 | 284.29 | 276.55 | 278.39 | 281.16 | 280.47 | 286.02 | 279.52 | 264.97 | 258.31 | S |
| 264.89 | 268.73 | 265.31 | 257.26 | 250.75 | 251.18 | 252.91 | 211.05 | 211.44 | 203.19 | 205.37 | 205.77 | 203.82 | UK |

**VERKAUFSPREISE
TIERISCHER ERZEUGNISSE**

**SELLING PRICES
OF ANIMAL PRODUCTS**

Landeswährung / National currency / Monnaie nationale (ohne MwSt / excl. VAT / hors TVA)

| | 1995 sep | oct | nov | dec | 1996 jan | feb | mar | apr | mai | jun | Jul | aug | sep | |
|-------------|-------------------------|---------|---------|---------|-------------|---------|---------|---------|---------|---------|---------|---------|--------------------------|--|
| 4263 | Ochsen (R3) | | | | | | | | | | | | Steers (R3) | |
| | Preise je 100 kg | | | | | | | | | | | | Prices per 100 kg | |
| B | 10393.3 | 10487.1 | 10476.7 | 10646.8 | - | - | - | - | - | - | - | - | - | |
| DK | 2074.44 | 2073.06 | 2079.96 | 2048.00 | - | - | 2010.00 | 2011.77 | 1935.00 | - | 1998.00 | 2003.08 | 1845.70 | |
| D | 538.00 | 531.48 | 550.35 | - | - | - | - | 512.39 | 514.26 | 519.17 | 500.00 | 470.52 | 470.87 | |
| EL | - | - | - | - | - | - | - | - | - | - | - | - | - | |
| E | - | - | - | - | - | - | - | - | - | - | - | - | - | |
| F | 2001.97 | 1980.42 | 1955.20 | 1909.26 | 1899.26 | 1894.62 | 1902.39 | 1879.60 | 1895.94 | 1860.20 | 1762.77 | 1701.13 | 1728.10 | |
| IRL | 222.56 | 223.55 | 224.87 | 218.84 | 213.28 | 214.87 | 212.79 | 197.96 | 196.39 | 198.40 | 190.19 | 180.68 | 176.00 | |
| I | - | - | - | - | - | - | - | - | - | - | - | - | - | |
| L | 13152.2 | 13919.1 | 13444.2 | 12523.6 | 13525.3 | 12576.5 | 12973.4 | 13359.2 | 12516.9 | 12678.7 | 12450.7 | 12101.8 | 12421.5 | |
| NL | - | - | - | - | - | - | - | - | - | - | - | - | - | |
| A | - | - | - | - | - | - | - | - | - | - | - | - | 3483.18 | |
| P | - | - | - | - | - | - | - | - | - | - | - | - | - | |
| FIN | - | - | - | - | - | - | - | - | - | - | - | - | - | |
| S | 2765.00 | 2513.93 | 2508.03 | 2505.50 | 2587.35 | 2536.83 | 2469.19 | 2424.52 | 2431.65 | 2447.67 | 2440.50 | 2233.18 | 2138.90 | |
| UK | 226.40 | 238.37 | 237.71 | 226.18 | 223.25 | 223.21 | 221.81 | 192.50 | 193.47 | 190.90 | 192.25 | 181.13 | 179.57 | |
| 4266 | Ochsen (O3) | | | | | | | | | | | | Steers (O3) | |
| | Preise je 100 kg | | | | | | | | | | | | Prices per 100 kg | |
| B | - | - | - | - | - | - | - | - | - | - | - | - | - | |
| DK | 1939.26 | 1899.42 | 1887.03 | 1852.90 | - | - | 1837.00 | 1857.43 | 1846.00 | - | 1874.00 | 1847.35 | 1779.60 | |
| D | - | - | - | - | - | - | - | - | - | - | - | - | - | |
| EL | - | - | - | - | - | - | - | - | - | - | - | - | - | |
| E | - | - | - | - | - | - | - | - | - | - | - | - | - | |
| F | 1760.97 | 1770.42 | 1759.07 | 1718.55 | 1721.58 | 1722.86 | 1707.16 | 1658.57 | 1686.55 | 1636.10 | 1503.13 | 1461.26 | 1518.10 | |
| IRL | 222.25 | 223.33 | 224.64 | 218.12 | 212.62 | 214.45 | 212.16 | 196.57 | 193.93 | 195.14 | 187.97 | 177.06 | 173.02 | |
| I | - | - | - | - | - | - | - | - | - | - | - | - | - | |
| L | 11203.3 | 11508.5 | 11362.3 | 10885.6 | 11547.0 | 11411.6 | 11111.9 | 10841.7 | 10691.4 | 10674.3 | 9495.6 | 10494.7 | 11848.9 | |
| NL | - | - | - | - | - | - | - | - | - | - | - | - | - | |
| A | - | - | - | - | - | - | - | - | - | - | - | - | 3365.50 | |
| P | - | - | - | - | - | - | - | - | - | - | - | - | - | |
| FIN | - | - | - | - | - | - | - | - | - | - | - | - | - | |
| S | 2622.90 | 2483.48 | 2469.37 | 2446.00 | 2466.16 | 2449.62 | 2403.94 | 2349.73 | 2386.87 | 2347.87 | 2181.71 | 2204.77 | 2131.17 | |
| UK | 222.40 | 228.77 | 229.64 | 218.57 | 214.78 | 214.81 | 212.67 | 184.48 | 184.19 | 182.43 | 184.40 | 173.98 | 171.38 | |
| 4272 | Kühe (R3) | | | | | | | | | | | | Cows (R3) | |
| | Preise je 100 kg | | | | | | | | | | | | Prices per 100 kg | |
| B | 11004.3 | 10726.8 | 10287.0 | 10356.8 | 10110.7 | 10082.1 | 9907.4 | 9323.3 | 9025.8 | 8575.3 | 8121.0 | 8288.1 | 8605.7 | |
| DK | 1966.30 | 1905.81 | 1879.80 | 1809.71 | 1771.61 | 1767.69 | 1802.61 | 1808.10 | 1821.00 | 1808.70 | 1819.94 | 1803.03 | 1724.53 | |
| D | 469.10 | 455.10 | 437.37 | 432.45 | 429.87 | 432.31 | 437.00 | 406.87 | 404.26 | 398.77 | 392.23 | 389.87 | 388.03 | |
| EL | - | - | - | - | 77500 | - | - | 77600 | - | - | - | - | - | |
| E | 39301 | 37490 | 37263 | 36516 | 36476 | 36398 | 35425 | 33473 | 31588 | 28571 | 27947 | 27259 | 27062 | |
| F | 1970.97 | 1946.58 | 1889.93 | 1803.16 | 1762.81 | 1763.97 | 1800.23 | 1824.30 | 1877.87 | 1804.43 | 1681.65 | 1668.94 | 1749.83 | |
| IRL | - | 199.70 | - | - | - | - | - | - | - | - | - | - | - | |
| I | 527000 | 512519 | 493137 | 450803 | 458471 | 458966 | 508245 | 514500 | 469000 | 398603 | 351765 | 327461 | 383227 | |
| L | 10733.3 | 11447.3 | 10904.9 | 11126.5 | 11153.6 | 10704.8 | 10861.1 | 10178.5 | 10459.0 | 10389.0 | 9689.6 | 9373.8 | 9616.5 | |
| NL | 537.13 | 526.26 | 499.43 | 481.48 | 479.26 | 509.52 | 515.45 | 508.93 | 502.26 | 480.57 | 440.23 | 429.55 | 429.53 | |
| A | 3198.00 | 3132.13 | 3004.03 | 2904.48 | 2918.52 | 2896.00 | 2943.71 | 2711.93 | 2706.84 | 2696.87 | 2651.87 | 2632.39 | 2638.47 | |
| P | - | - | - | - | - | - | - | - | - | - | 40647 | 40716 | 40329 | |
| FIN | 1300.00 | 1289.21 | 1286.58 | 1296.00 | 1297.00 | 1461.00 | 1310.00 | 1318.00 | 1198.00 | - | - | - | - | |
| S | 2551.17 | 2347.74 | 2342.10 | 2318.45 | 2239.45 | 2241.66 | 2192.48 | 2211.53 | 2203.65 | 2205.00 | 2195.71 | 2158.03 | 2034.73 | |
| UK | - | - | - | - | - | - | - | - | - | - | - | - | - | |

D: Einschliesslich der fünf neuen Länder
D: Including the five new Länder
D: Les cinq nouveaux Länder inclus

PRIX DE VENTE DES PRODUITS ANIMAUX

ECU (ohne MwSt / excl. VAT / hors TVA)

| 1995 sep | oct | nov | dec | 1996 jan | feb | mar | apr | mai | jun | jul | aug | sep | |
|-------------|--------|--------|--------|-------------|--------|--------|--------|--------|--------|--------|--------|--------|---------------------------------------|
| | | | | | | | | | | | | | Boeufs (R3) Prix par 100 kg |
| 268.14 | 272.56 | 271.71 | 275.58 | - | - | - | - | - | - | - | - | - | B |
| 283.93 | 285.44 | 286.15 | 281.27 | - | - | 274.83 | 273.94 | 262.22 | - | 271.19 | 272.39 | 250.74 | DK |
| 285.53 | 284.17 | 293.42 | - | - | - | - | 269.21 | 269.01 | 271.31 | 261.67 | 247.34 | 246.38 | D |
| - | - | - | - | - | - | - | - | - | - | - | - | - | EL |
| - | - | - | - | - | - | - | - | - | - | - | - | - | E |
| 308.08 | 303.16 | 302.22 | 294.79 | 293.77 | 291.70 | 293.47 | 291.08 | 293.06 | 286.80 | 272.41 | 261.91 | 265.54 | F |
| 274.59 | 272.81 | 272.99 | 267.00 | 261.45 | 263.80 | 261.18 | 245.14 | 246.34 | 250.80 | 240.04 | 226.88 | 223.34 | IRL |
| - | - | - | - | - | - | - | - | - | - | - | - | - | I |
| 339.31 | 361.75 | 348.67 | 324.16 | 348.61 | 323.81 | 333.38 | 341.64 | 318.54 | 322.08 | 316.31 | 308.76 | 315.65 | L |
| - | - | - | - | - | - | - | - | - | - | - | - | - | NL |
| - | - | - | - | - | - | - | - | - | - | - | - | 259.02 | A |
| - | - | - | - | - | - | - | - | - | - | - | - | - | P |
| - | - | - | - | - | - | - | - | - | - | - | - | - | FIN |
| 300.52 | 278.39 | 287.24 | 289.69 | 297.73 | 286.18 | 286.07 | 285.48 | 286.79 | 292.41 | 289.22 | 262.87 | 253.86 | S |
| 273.59 | 284.49 | 280.67 | 266.96 | 264.50 | 266.07 | 264.37 | 230.81 | 235.17 | 234.94 | 235.11 | 218.78 | 220.64 | UK |
| | | | | | | | | | | | | | Boeufs (O3) Prix par 100 kg |
| - | - | - | - | - | - | - | - | - | - | - | - | - | B |
| 265.43 | 261.53 | 259.61 | 254.48 | - | - | 251.17 | 252.92 | 250.16 | - | 254.36 | 251.21 | 241.76 | DK |
| - | - | - | - | - | - | - | - | - | - | - | - | - | D |
| - | - | - | - | - | - | - | - | - | - | - | - | - | EL |
| - | - | - | - | - | - | - | - | - | - | - | - | - | E |
| 270.99 | 271.01 | 271.91 | 265.35 | 266.29 | 265.26 | 263.35 | 256.85 | 260.69 | 252.25 | 232.29 | 224.98 | 233.27 | F |
| 274.20 | 272.54 | 272.71 | 266.12 | 260.64 | 263.28 | 260.40 | 243.41 | 243.26 | 246.69 | 237.23 | 222.32 | 219.55 | IRL |
| - | - | - | - | - | - | - | - | - | - | - | - | - | I |
| 289.03 | 299.10 | 294.68 | 281.77 | 297.62 | 293.82 | 285.55 | 277.26 | 272.08 | 271.16 | 241.24 | 267.75 | 301.10 | L |
| - | - | - | - | - | - | - | - | - | - | - | - | - | NL |
| - | - | - | - | - | - | - | - | - | - | - | - | 250.27 | A |
| - | - | - | - | - | - | - | - | - | - | - | - | - | P |
| - | - | - | - | - | - | - | - | - | - | - | - | - | FIN |
| 285.08 | 275.02 | 282.82 | 282.81 | 283.79 | 276.34 | 278.51 | 276.67 | 281.51 | 280.49 | 258.55 | 259.52 | 252.95 | S |
| 268.76 | 273.04 | 271.14 | 257.97 | 254.46 | 256.07 | 253.48 | 221.19 | 223.89 | 224.53 | 225.51 | 210.14 | 210.58 | UK |
| | | | | | | | | | | | | | Vaches (R3) Prix par 100 kg |
| 283.90 | 278.79 | 266.79 | 268.08 | 260.60 | 259.59 | 254.59 | 238.43 | 229.69 | 217.84 | 206.31 | 211.45 | 218.68 | B |
| 269.13 | 262.41 | 258.62 | 248.54 | 242.63 | 241.95 | 246.47 | 246.20 | 246.77 | 245.11 | 247.02 | 245.18 | 234.28 | DK |
| 248.96 | 243.33 | 233.19 | 230.07 | 227.75 | 228.90 | 230.81 | 213.77 | 211.47 | 208.39 | 205.27 | 204.95 | 203.03 | D |
| - | - | - | - | 249.49 | - | - | 253.68 | - | - | - | - | - | EL |
| 242.96 | 231.40 | 231.19 | 228.40 | 229.25 | 228.69 | 222.26 | 210.88 | 197.97 | 177.00 | 173.16 | 168.98 | 167.99 | E |
| 303.31 | 297.98 | 292.14 | 278.41 | 272.66 | 271.59 | 277.71 | 282.52 | 290.27 | 278.20 | 259.87 | 256.95 | 268.88 | F |
| - | 243.70 | - | - | - | - | - | - | - | - | - | - | - | IRL |
| 253.18 | 241.42 | 233.74 | 216.78 | 224.10 | 226.51 | 253.72 | 260.01 | 241.46 | 206.28 | 181.34 | 168.25 | 198.64 | I |
| 276.91 | 297.51 | 282.82 | 288.00 | 287.48 | 275.62 | 279.10 | 260.30 | 266.17 | 263.92 | 246.16 | 239.16 | 244.37 | L |
| 254.48 | 251.22 | 237.75 | 228.77 | 226.74 | 240.92 | 243.22 | 239.11 | 235.00 | 224.19 | 205.29 | 201.31 | 200.48 | NL |
| 241.29 | 237.97 | 227.62 | 219.61 | 219.87 | 218.03 | 221.08 | 202.59 | 201.23 | 200.26 | 197.20 | 196.65 | 196.21 | A |
| - | - | - | - | - | - | - | - | - | - | 206.85 | 208.44 | 206.60 | P |
| 230.73 | 228.53 | 229.17 | 229.29 | 226.02 | 249.10 | 222.09 | 220.28 | 201.97 | - | - | - | - | FIN |
| 277.28 | 259.99 | 268.24 | 268.06 | 257.70 | 252.88 | 254.01 | 260.40 | 259.90 | 263.42 | 260.21 | 254.02 | 241.50 | S |
| - | - | - | - | - | - | - | - | - | - | - | - | - | UK |

**VERKAUFSPREISE
TIERISCHER ERZEUGNISSE**

**SELLING PRICES
OF ANIMAL PRODUCTS**

Landeswahrung / National currency / Monnaie nationale (ohne MwSt / excl. VAT / hors TVA)

| | 1995 sep | oct | nov | dec | 1996 jan | feb | mar | apr | mai | jun | jul | aug | sep |
|-------------|--|---------|---------|---------|-------------|---------|---------|---------|---------|---------|---------|---------|---|
| 4275 | Kuhe (O3) Preise je 100 kg | | | | | | | | | | | | Cows (O3) Prices per 100 kg |
| B | 9593.7 | 9434.8 | 9022.0 | 8767.4 | 8629.4 | 8551.7 | 8622.6 | 8370.0 | 8011.0 | 7642.0 | 7269.0 | 7440.0 | 7652.0 |
| DK | 1740.70 | 1687.61 | 1658.60 | 1584.74 | 1546.68 | 1544.79 | 1578.06 | 1589.20 | 1587.58 | 1569.50 | 1572.35 | 1575.90 | 1525.37 |
| D | 433.60 | 420.13 | 396.57 | 387.03 | 391.77 | 400.76 | 404.58 | 383.30 | 378.94 | 376.70 | 366.74 | 358.81 | 354.80 |
| EL | 89800 | 85425 | 81617 | 78936 | 75754 | 83168 | 87560 | 72300 | 72005 | 72300 | 74000 | 73000 | 71000 |
| E | 34942 | 32621 | 32568 | 31180 | 31260 | 30937 | 31033 | 29798 | 28731 | 26562 | 26162 | 25610 | 25734 |
| F | 1696.27 | 1674.32 | 1605.87 | 1516.03 | 1492.61 | 1521.86 | 1581.10 | 1584.00 | 1632.00 | 1565.67 | 1437.03 | 1417.74 | 1467.47 |
| IRL | 192.68 | 193.54 | 190.35 | 175.81 | 178.52 | 176.48 | 176.65 | 161.04 | 155.31 | 150.99 | 141.48 | 134.12 | 139.14 |
| I | 488100 | 485906 | 475003 | 443287 | 430735 | 427886 | 447500 | 441444 | 371855 | 340140 | 328929 | 327716 | 344860 |
| L | 10536.3 | 10390.4 | 10404.7 | 9911.4 | 9588.6 | 9346.4 | 9180.5 | 9161.9 | 8737.2 | 8844.4 | 8032.7 | 7990.4 | 7999.1 |
| NL | 508.30 | 492.13 | 460.27 | 441.06 | 441.58 | 469.38 | 478.00 | 468.30 | 452.52 | 438.43 | 404.74 | 394.58 | 401.33 |
| A | 2983.50 | 2891.03 | 2771.83 | 2688.03 | 2729.06 | 2672.28 | 2716.97 | 2506.00 | 2507.71 | 2478.57 | 2443.32 | 2404.52 | 2414.53 |
| P | 44388 | 45650 | 44363 | 43150 | 43908 | 42988 | 41211 | 37205 | 37045 | 35479 | 34643 | 34700 | 34366 |
| FIN | 1272.60 | 1219.16 | 1220.03 | 1223.61 | 1236.45 | 1249.10 | 1234.13 | 1213.53 | 1226.32 | 1183.53 | 1213.48 | 1176.35 | 1164.37 |
| S | 2370.97 | 2198.94 | 2185.20 | 2176.71 | 2097.16 | 2079.72 | 2057.90 | 2046.40 | 2018.90 | 2041.40 | 2008.68 | 1966.06 | 1882.90 |
| UK | 177.85 | 189.55 | 180.74 | 171.14 | 173.62 | 173.02 | 176.39 | - | - | - | - | - | - |
| 4278 | Kuhe (P2) Preise je 100 kg | | | | | | | | | | | | Cows (P2) Prices per 100 kg |
| B | 8276.0 | 8301.9 | 8150.0 | 8101.9 | 7879.7 | 7800.3 | 7844.2 | 7447.0 | 6990.3 | 6931.7 | 6627.4 | 6825.5 | 6921.3 |
| DK | 1494.60 | 1444.06 | 1425.47 | 1354.10 | 1315.00 | 1319.07 | 1341.23 | 1347.30 | 1361.19 | 1348.60 | 1355.65 | 1344.26 | 1291.77 |
| D | - | - | - | - | - | - | - | - | - | - | - | - | - |
| EL | 82967 | 85469 | 80737 | - | 76667 | 80000 | 90000 | 85000 | - | - | 80000 | 80000 | 83450 |
| E | 32773 | 29418 | 29731 | 26771 | 27231 | 27465 | 27994 | 28692 | 25007 | 23457 | 22735 | 21929 | 22333 |
| F | 1475.80 | 1460.19 | 1396.63 | 1322.94 | 1322.42 | 1361.66 | 1416.58 | 1428.20 | 1442.52 | 1352.60 | 1232.13 | 1200.19 | 1245.70 |
| IRL | 157.80 | 156.65 | 155.07 | 143.24 | 144.16 | 144.77 | 137.91 | 125.86 | 121.95 | 122.89 | 116.28 | 111.44 | 118.55 |
| I | 438100 | 430590 | 411777 | 396839 | 382726 | 388490 | 412529 | 412322 | 374000 | 304030 | 301206 | 305055 | 318110 |
| L | - | - | - | - | - | - | - | - | - | - | - | - | - |
| NL | 458.60 | 443.10 | 410.07 | 383.68 | 388.03 | 420.45 | 430.77 | 412.60 | 406.84 | 387.33 | 363.16 | 355.06 | 358.77 |
| A | 2823.40 | 2595.84 | 2337.40 | 2194.19 | 2296.52 | 2234.21 | 2272.00 | 2094.27 | 2080.52 | 2076.17 | 2100.94 | 2095.03 | 2099.77 |
| P | - | - | - | - | - | - | - | - | - | - | - | - | - |
| FIN | 1225.93 | 1168.45 | 1134.07 | 1153.32 | 1157.94 | 1159.00 | 1148.10 | 1154.10 | 1136.29 | 1114.33 | 1126.52 | 1108.52 | 1086.00 |
| S | 2141.10 | 2006.52 | 2004.87 | 1989.29 | 1940.29 | 1932.97 | 1921.23 | 1903.63 | 1864.65 | 1907.23 | 1871.32 | 1823.32 | 1737.03 |
| UK | 163.00 | 161.30 | 158.89 | 147.91 | 146.28 | 149.04 | 146.91 | - | - | - | - | - | - |
| 4283 | Farsen (R3) Preise je 100 kg | | | | | | | | | | | | Heifers (R3) Prices per 100 kg |
| B | 11000.0 | 10900.0 | 10668.3 | 10427.4 | 10612.9 | 10720.0 | 10727.7 | 10040.7 | 9507.7 | 8939.7 | 8467.1 | 8334.5 | 8388.3 |
| DK | 2135.23 | 2071.06 | 2059.67 | 2043.58 | 2025.58 | 2019.07 | 2015.52 | 2033.67 | 2037.84 | 2012.87 | 2023.94 | 2008.97 | 1937.80 |
| D | 525.67 | 519.90 | 504.67 | 505.42 | 503.84 | 502.10 | 502.10 | 482.22 | 477.90 | 468.80 | 463.06 | 459.23 | 458.00 |
| EL | - | - | - | - | 117800 | 117736 | - | 114678 | 114800 | - | - | - | - |
| E | 48656 | 47667 | 47958 | 50804 | 51304 | 49316 | 47984 | 46450 | 45614 | 43053 | 43061 | 43333 | 45232 |
| F | 2134.60 | 2123.42 | 2073.97 | 2013.77 | 1982.35 | 1984.00 | 1997.16 | 2016.03 | 2041.00 | 1969.60 | 1833.16 | 1793.16 | 1849.10 |
| IRL | 221.75 | 222.96 | 223.78 | 217.60 | 213.92 | 214.63 | 213.00 | 198.21 | 194.06 | 196.97 | 188.88 | 179.61 | 176.09 |
| I | 741800 | 736123 | 723903 | 720110 | 715565 | 705845 | 741087 | 726822 | 715842 | 647350 | 577513 | 616271 | 638730 |
| L | 13103.7 | 13368.8 | 13542.6 | 13233.9 | 13057.5 | 12963.5 | 12853.2 | 12806.0 | 12787.5 | 12744.9 | 11989.9 | 11988.0 | 12212.7 |
| NL | 519.80 | 503.76 | 482.33 | 514.52 | 493.75 | 504.76 | 498.65 | 494.33 | 475.45 | 465.93 | 414.97 | 414.90 | 409.07 |
| A | 3738.53 | 3726.16 | 3672.93 | 3654.35 | 3675.77 | 3638.38 | 3579.55 | 3342.10 | 3331.61 | 3339.57 | 3283.26 | 3287.19 | 3324.27 |
| P | 57758 | 58984 | 58053 | 57700 | 58371 | 58348 | 58184 | 54208 | 54546 | 53249 | - | - | 40100 |
| FIN | 1367.70 | 1352.23 | 1353.80 | 1362.53 | 1282.06 | 1397.14 | 1357.61 | 1366.87 | 1425.42 | - | - | - | - |
| S | 2673.60 | 2547.00 | 2489.90 | 2506.32 | 2500.52 | 2465.28 | 2414.77 | 2389.60 | 2434.87 | 2396.53 | 2362.61 | 2266.19 | 2172.03 |
| UK | 226.12 | 237.42 | 235.84 | 227.03 | 225.48 | 223.25 | 221.42 | 190.58 | 188.04 | 187.26 | 189.53 | 178.26 | 174.95 |

D: Einschliesslich der funf neuen Lander
D: Including the five new Lander
D: Les cinq nouveaux Lander inclus

PRIX DE VENTE DES PRODUITS ANIMAUX

ECU (ohne MwSt / excl. VAT / hors TVA)

| 1995 sep | oct | nov | dec | 1996 jan | feb | mar | apr | mai | jun | jul | aug | sep | |
|-------------|--------|--------|--------|-------------|--------|--------|--------|--------|--------|--------|--------|--------|---|
| | | | | | | | | | | | | | Vaches (O3) Prix par 100 kg |
| 247.51 | 245.21 | 233.98 | 226.94 | 222.42 | 220.18 | 221.58 | 214.05 | 203.87 | 194.13 | 184.67 | 189.82 | 194.45 | B |
| 238.25 | 232.37 | 228.18 | 217.65 | 211.83 | 211.44 | 215.77 | 216.40 | 215.14 | 212.70 | 213.41 | 214.30 | 207.23 | DK |
| 230.12 | 224.63 | 211.44 | 205.90 | 207.57 | 212.19 | 213.69 | 201.38 | 198.23 | 196.86 | 191.93 | 188.62 | 185.65 | D |
| 295.41 | 277.82 | 263.60 | 254.20 | 243.87 | 266.49 | 282.93 | 236.35 | 237.45 | 238.90 | 244.99 | 240.13 | 233.71 | EL |
| 216.01 | 201.35 | 202.06 | 195.02 | 196.47 | 194.38 | 194.70 | 187.73 | 180.07 | 164.56 | 162.10 | 158.75 | 159.74 | E |
| 261.04 | 256.30 | 248.23 | 234.08 | 230.87 | 234.31 | 243.91 | 245.30 | 252.26 | 241.39 | 222.07 | 218.28 | 225.49 | F |
| 237.72 | 236.18 | 231.08 | 214.49 | 218.83 | 216.67 | 216.81 | 199.41 | 194.81 | 190.87 | 178.56 | 168.41 | 176.56 | IRL |
| 234.49 | 228.88 | 225.14 | 213.16 | 210.54 | 211.17 | 223.40 | 223.09 | 191.44 | 176.02 | 169.57 | 168.38 | 178.76 | I |
| 271.83 | 270.04 | 269.84 | 256.55 | 247.14 | 240.65 | 235.92 | 234.30 | 222.35 | 224.68 | 204.07 | 203.86 | 203.27 | L |
| 240.82 | 234.93 | 219.11 | 209.56 | 208.91 | 221.94 | 225.55 | 220.02 | 211.73 | 204.53 | 188.74 | 184.92 | 187.32 | NL |
| 225.10 | 219.65 | 210.02 | 203.24 | 205.59 | 201.19 | 204.05 | 187.21 | 186.43 | 184.05 | 181.69 | 179.62 | 179.55 | A |
| 226.07 | 231.81 | 225.51 | 218.94 | 224.21 | 218.95 | 210.30 | 190.38 | 188.57 | 180.04 | 176.30 | 177.64 | 176.06 | P |
| 225.87 | 216.12 | 217.31 | 216.48 | 215.47 | 212.97 | 209.23 | 202.82 | 206.74 | 202.31 | 208.26 | 204.67 | 202.16 | FIN |
| 257.70 | 243.51 | 250.27 | 251.67 | 241.33 | 234.61 | 238.42 | 240.96 | 238.11 | 243.87 | 238.04 | 231.42 | 223.48 | S |
| 214.92 | 226.23 | 213.40 | 201.99 | 205.70 | 206.25 | 210.24 | - | - | - | - | - | - | UK |
| | | | | | | | | | | | | | Vaches (P2) Prix par 100 kg |
| 213.51 | 215.76 | 211.37 | 209.71 | 203.10 | 200.84 | 201.58 | 190.44 | 177.89 | 176.09 | 168.37 | 174.14 | 175.88 | B |
| 204.57 | 198.83 | 196.11 | 185.97 | 180.10 | 180.55 | 183.39 | 183.46 | 184.46 | 182.76 | 184.00 | 182.80 | 175.49 | DK |
| - | - | - | - | - | - | - | - | - | - | - | - | - | D |
| 272.93 | 277.96 | 260.75 | - | 246.81 | 256.34 | 290.81 | 277.87 | - | - | 264.86 | 263.16 | 274.69 | EL |
| 202.60 | 181.58 | 184.46 | 167.44 | 171.15 | 172.56 | 175.64 | 180.76 | 156.73 | 145.32 | 140.87 | 135.94 | 138.63 | E |
| 227.11 | 223.52 | 215.88 | 204.26 | 204.55 | 209.65 | 218.53 | 221.18 | 222.97 | 208.54 | 190.41 | 184.78 | 191.41 | F |
| 194.68 | 191.16 | 188.25 | 174.75 | 176.71 | 177.73 | 169.26 | 155.85 | 152.97 | 155.35 | 146.76 | 139.92 | 150.43 | IRL |
| 210.47 | 202.83 | 195.17 | 190.83 | 187.08 | 191.73 | 205.94 | 208.37 | 192.55 | 157.34 | 155.28 | 156.74 | 164.89 | I |
| - | - | - | - | - | - | - | - | - | - | - | - | - | L |
| 217.27 | 211.52 | 195.21 | 182.30 | 183.58 | 198.81 | 203.26 | 193.85 | 190.35 | 180.70 | 169.35 | 166.40 | 167.45 | NL |
| 213.02 | 197.23 | 177.11 | 165.90 | 173.01 | 168.21 | 170.63 | 156.45 | 154.67 | 154.17 | 156.23 | 156.50 | 156.15 | A |
| - | - | - | - | - | - | - | - | - | - | - | - | - | P |
| 217.59 | 207.13 | 202.00 | 204.04 | 201.79 | 197.61 | 194.65 | 192.88 | 191.56 | 190.48 | 193.33 | 192.87 | 188.55 | FIN |
| 232.71 | 222.20 | 229.62 | 230.00 | 223.27 | 218.06 | 222.58 | 224.15 | 219.92 | 227.85 | 221.76 | 214.62 | 206.17 | S |
| 196.98 | 192.51 | 187.60 | 174.57 | 173.30 | 177.66 | 175.10 | - | - | - | - | - | - | UK |
| | | | | | | | | | | | | | Génisses (R3) Prix par 100 kg |
| 283.79 | 283.29 | 276.68 | 269.91 | 273.55 | 276.01 | 275.67 | 256.77 | 241.96 | 227.10 | 215.11 | 212.64 | 213.16 | B |
| 292.25 | 285.17 | 283.36 | 280.66 | 277.42 | 276.36 | 275.58 | 276.92 | 276.16 | 272.78 | 274.71 | 273.19 | 263.26 | DK |
| 278.98 | 277.98 | 269.07 | 268.89 | 266.94 | 265.85 | 265.20 | 253.36 | 249.99 | 244.99 | 242.33 | 241.41 | 239.65 | D |
| - | - | - | - | 379.23 | 377.26 | - | 374.89 | 378.58 | - | - | - | - | EL |
| 300.79 | 294.22 | 297.55 | 317.76 | 322.45 | 309.85 | 301.05 | 292.63 | 285.88 | 266.72 | 266.81 | 268.62 | 280.78 | E |
| 328.49 | 325.05 | 320.58 | 310.93 | 306.62 | 305.47 | 308.09 | 312.21 | 315.48 | 303.67 | 283.29 | 276.08 | 284.13 | F |
| 273.58 | 272.08 | 271.67 | 265.49 | 262.23 | 263.50 | 261.43 | 245.44 | 243.42 | 248.99 | 238.39 | 225.53 | 223.44 | IRL |
| 356.37 | 346.75 | 343.11 | 346.28 | 349.77 | 348.36 | 369.96 | 367.31 | 368.54 | 335.00 | 297.72 | 316.64 | 331.08 | I |
| 338.06 | 347.45 | 351.22 | 342.55 | 336.55 | 333.77 | 330.29 | 327.49 | 325.42 | 323.76 | 304.60 | 305.85 | 310.35 | L |
| 246.27 | 240.48 | 229.61 | 244.46 | 233.59 | 238.67 | 235.29 | 232.25 | 222.45 | 217.36 | 193.51 | 194.44 | 190.93 | NL |
| 282.07 | 283.11 | 278.30 | 276.30 | 276.91 | 273.92 | 268.83 | 249.67 | 247.68 | 247.99 | 244.15 | 245.56 | 247.20 | A |
| 294.16 | 299.52 | 295.10 | 292.76 | 298.07 | 297.18 | 296.92 | 277.38 | 277.66 | 270.21 | - | - | 205.43 | P |
| 242.75 | 239.71 | 241.14 | 241.06 | 223.42 | 238.21 | 230.17 | 228.44 | 240.31 | - | - | - | - | FIN |
| 290.59 | 282.06 | 285.17 | 289.78 | 287.74 | 278.10 | 279.76 | 281.37 | 287.17 | 286.30 | 279.99 | 266.75 | 257.79 | S |
| 273.26 | 283.36 | 278.46 | 267.95 | 267.13 | 266.12 | 263.91 | 228.51 | 228.58 | 230.46 | 231.79 | 215.31 | 214.97 | UK |

**VERKAUFSPREISE
TIERISCHER ERZEUGNISSE**

**SELLING PRICES
OF ANIMAL PRODUCTS**

Landeswahrung / National currency / Monnaie nationale (ohne MwSt / excl. VAT / hors TVA)

| | 1995 sep | oct | nov | dec | 1996 jan | feb | mar | apr | mai | jun | jul | aug | sep |
|-------------|----------------------------------|---------|---------|---------|-------------|---------|---------|---------|---------|---------|---------|---------|----------------------------------|
| 4286 | Farsen (O3) | | | | | | | | | | | | Heifers (O3) |
| | Preise je 100 kg | | | | | | | | | | | | Prices per 100 kg |
| B | - | - | - | - | - | - | - | - | - | - | - | - | - |
| DK | 1881.33 | 1838.90 | 1828.83 | 1786.58 | 1765.87 | 1768.72 | 1793.61 | 1799.33 | 1787.16 | 1787.80 | 1795.87 | 1797.23 | 1747.03 |
| D | 467.10 | 457.84 | 433.57 | 426.90 | 427.32 | 428.86 | 431.03 | 409.57 | 403.61 | 399.20 | 394.68 | 385.94 | 382.00 |
| EL | 117900 | 117323 | 115944 | 115296 | 96858 | 105800 | 118700 | 115000 | 100000 | - | 104750 | - | 103125 |
| E | 43100 | 42115 | 42776 | 45352 | 48496 | 44667 | 44384 | 43071 | 41044 | 39276 | 40524 | 40884 | 42003 |
| F | 1763.50 | 1743.45 | 1686.83 | 1597.61 | 1564.35 | 1576.28 | 1617.65 | 1631.80 | 1667.77 | 1620.90 | 1495.90 | 1455.39 | 1503.23 |
| IRL | 219.82 | 219.55 | 221.59 | 215.11 | 211.22 | 212.72 | 211.68 | 195.66 | 191.51 | 192.84 | 186.43 | 174.37 | 172.78 |
| I | 564100 | 573681 | 550570 | 522632 | 571823 | 556441 | 530800 | 531289 | 524100 | 498097 | 444987 | 424255 | 437463 |
| L | 11663.4 | 11818.7 | 12030.6 | 11676.4 | 11306.4 | 11159.9 | 11496.0 | 10808.0 | 10723.9 | 10722.4 | 9994.8 | 10866.0 | 10448.9 |
| NL | 490.00 | 464.29 | 435.07 | 421.94 | 425.97 | 465.38 | 463.03 | 453.53 | 436.13 | 422.07 | 389.77 | 377.68 | 384.43 |
| A | 3557.03 | 3512.65 | 3512.50 | 3468.32 | 3477.23 | 3430.52 | 3396.97 | 3122.63 | 3070.94 | 3091.53 | 3048.19 | 3060.39 | 3128.60 |
| P | - | - | - | 43150 | - | - | - | - | - | - | - | - | 34180 |
| FIN | 1314.50 | 1284.65 | 1270.50 | 1296.26 | 1317.42 | 1324.03 | 1319.94 | 1305.63 | 1306.48 | 1286.27 | 1287.65 | 1267.84 | 1241.77 |
| S | 2442.73 | 2302.61 | 2290.23 | 2302.77 | 2292.55 | 2253.28 | 2199.42 | 2204.07 | 2200.97 | 2211.73 | 2158.58 | 2094.16 | 2012.33 |
| UK | 220.45 | 231.53 | 229.75 | 222.68 | 219.60 | 216.50 | 214.12 | 184.84 | 181.35 | 180.37 | 183.03 | 173.12 | 166.35 |
| 4291 | Jungbullen (Erlospreise) | | | | | | | | | | | | Young bulls (unit values) |
| | Preise je 100 kg | | | | | | | | | | | | Prices per 100 kg |
| B | 11790.9 | 11944.1 | 11986.5 | 12050.8 | 12158.7 | 12097.7 | 11997.0 | 11560.9 | 11278.0 | 10777.8 | 10353.2 | 10281.5 | 10673.8 |
| DK | 2064.82 | 2057.85 | 2063.96 | 2050.78 | 2044.22 | 2066.90 | 2025.54 | 1999.20 | 1963.27 | 1944.80 | 1961.46 | 1954.43 | 1960.17 |
| D | 526.05 | 529.78 | 530.66 | 533.06 | 541.11 | 546.15 | 537.15 | 504.49 | 488.30 | 469.30 | 462.17 | 467.06 | 478.72 |
| EL | 118739 | 118968 | 117181 | 115593 | 118095 | 117614 | 117528 | 116818 | 118621 | 118038 | 114872 | 112620 | 115286 |
| E | 47568 | 47087 | 46265 | 48488 | 49729 | 47840 | 47270 | 45519 | 44574 | 43462 | 43587 | 43746 | 44927 |
| F | 1956.04 | 1997.86 | 2008.21 | 1979.56 | 1998.81 | 1980.83 | 1893.85 | 1781.05 | 1745.17 | 1690.93 | 1535.76 | 1593.37 | 1738.04 |
| IRL | - | - | - | - | - | - | - | - | - | - | - | - | - |
| I | 660979 | 670926 | 670322 | 662207 | 663505 | 658306 | 648282 | 646112 | 603342 | 546571 | 510858 | 500457 | 542069 |
| L | 12185.9 | 12374.1 | 12378.8 | 12226.8 | 12313.4 | 12263.1 | 12316.8 | 12162.7 | 12177.9 | 11953.6 | 11384.6 | 11299.2 | 11151.4 |
| NL | 615.73 | 613.20 | 606.68 | 614.22 | 628.24 | 620.86 | 619.47 | 599.48 | 579.61 | 550.87 | 529.79 | 530.34 | 552.13 |
| A | 3877.39 | 3878.04 | 3887.31 | 3877.63 | 3950.54 | 3912.12 | 3854.96 | 3563.85 | 3514.19 | 3501.16 | 3448.91 | 3477.20 | 3569.80 |
| P | 59367 | 60532 | 59155 | 58481 | 59324 | 59576 | 59165 | 55148 | 54403 | 52812 | 52213 | 50390 | 52512 |
| FIN | 1588.79 | 1557.31 | 1576.08 | 1597.98 | 1593.90 | 1599.84 | 1596.95 | 1585.43 | 1592.46 | 1560.07 | 1566.21 | 1543.93 | 1529.73 |
| S | 2724.84 | 2596.56 | 2564.31 | 2560.04 | 2557.94 | 2528.33 | 2476.48 | 2455.67 | 2454.18 | 2465.21 | 2417.42 | 2314.80 | 2234.79 |
| UK | 224.30 | 233.55 | 232.98 | 225.27 | 221.20 | 220.91 | 220.98 | 183.73 | 178.57 | 170.02 | 173.24 | 174.14 | 170.86 |
| 4293 | Ochsen (Erlospreise) | | | | | | | | | | | | Steers (unit values) |
| | Preise je 100 kg | | | | | | | | | | | | Prices per 100 kg |
| B | 10875.3 | 10969.0 | 10958.6 | 11128.7 | - | - | - | - | - | - | - | - | - |
| DK | 1970.54 | 1938.34 | 1920.10 | 1865.70 | - | - | 1876.68 | 1891.58 | 1865.06 | - | 1900.55 | 1872.33 | 1788.85 |
| D | 517.97 | 513.29 | 518.98 | - | - | - | - | 467.41 | 469.61 | 462.51 | 453.79 | 444.56 | 451.94 |
| EL | - | - | - | - | - | - | - | - | - | - | - | - | - |
| E | - | - | - | - | - | - | - | - | - | - | - | - | - |
| F | 2087.64 | 2062.40 | 2033.19 | 1989.93 | 1983.36 | 1984.92 | 1986.95 | 1925.31 | 1939.07 | 1898.14 | 1797.25 | 1743.91 | 1770.63 |
| IRL | 224.09 | 224.67 | 225.80 | 220.02 | 213.96 | 215.36 | 213.49 | 197.98 | 196.53 | 198.25 | 190.40 | 179.81 | 175.68 |
| I | - | - | - | - | - | - | - | - | - | - | - | - | - |
| L | 12518.8 | 13135.6 | 12767.5 | 11991.2 | 12882.3 | 12197.8 | 12368.4 | 12474.4 | 11875.3 | 11974.2 | 11412.1 | 11537.0 | 12220.2 |
| NL | - | - | - | - | - | - | - | - | - | - | - | - | - |
| A | - | - | - | - | - | - | - | - | - | - | - | - | 3534.06 |
| P | - | - | - | - | - | - | - | - | - | - | - | - | - |
| FIN | - | - | - | - | - | - | - | - | - | - | - | - | - |
| S | 2612.94 | 2470.40 | 2458.90 | 2427.19 | 2461.35 | 2440.47 | 2390.49 | 2332.51 | 2373.03 | 2341.76 | 2218.34 | 2194.58 | 2110.18 |
| UK | 224.40 | 234.39 | 234.20 | 222.51 | 219.91 | 219.21 | 217.45 | 188.51 | 188.36 | 186.97 | 188.27 | 176.96 | 175.20 |

D: Einschliesslich der funf neuen Lander
D: Including the five new Lander
D: Les cinq nouveaux Lander inclus

PRIX DE VENTE DES PRODUITS ANIMAUX

ECU (ohne MwSt / excl. VAT / hors TVA)

| 1995 sep | oct | nov | dec | 1996 jan | feb | mar | apr | mai | jun | jul | aug | sep | |
|-------------|--------|--------|--------|-------------|--------|--------|--------|--------|--------|--------|--------|--------|---|
| | | | | | | | | | | | | | Génisses (O3) Prix par 100 kg |
| - | - | - | - | - | - | - | - | - | - | - | - | - | B |
| 257.50 | 253.20 | 251.60 | 245.37 | 241.85 | 242.09 | 245.24 | 245.01 | 242.19 | 242.28 | 243.75 | 244.39 | 237.34 | DK |
| 247.90 | 244.80 | 231.16 | 227.11 | 226.40 | 227.07 | 227.66 | 215.19 | 211.13 | 208.62 | 206.55 | 202.88 | 199.88 | D |
| 387.84 | 381.55 | 374.46 | 371.29 | 311.81 | 339.01 | 383.55 | 375.94 | 329.77 | - | 346.79 | - | 339.45 | EL |
| 266.45 | 259.95 | 265.40 | 283.66 | 292.23 | 280.84 | 278.47 | 271.35 | 257.24 | 243.32 | 251.09 | 253.44 | 260.73 | E |
| 271.38 | 266.88 | 260.74 | 246.67 | 241.97 | 242.69 | 249.54 | 252.71 | 257.79 | 249.91 | 231.17 | 224.07 | 230.99 | F |
| 271.21 | 267.93 | 269.01 | 262.45 | 258.92 | 261.15 | 259.81 | 242.28 | 240.22 | 243.78 | 235.29 | 218.95 | 219.25 | IRL |
| 271.00 | 270.23 | 260.96 | 251.32 | 279.51 | 274.62 | 264.98 | 268.50 | 269.83 | 257.77 | 229.40 | 217.98 | 226.76 | I |
| 300.90 | 307.17 | 312.01 | 302.24 | 291.42 | 287.34 | 295.42 | 276.40 | 272.91 | 272.39 | 253.92 | 277.23 | 265.52 | L |
| 232.15 | 221.64 | 207.11 | 200.48 | 201.53 | 220.05 | 218.49 | 213.08 | 204.06 | 196.90 | 181.76 | 177.00 | 179.43 | NL |
| 268.37 | 266.88 | 266.14 | 262.24 | 261.96 | 258.27 | 255.12 | 233.27 | 228.30 | 229.57 | 226.67 | 228.62 | 232.65 | A |
| - | - | - | 218.94 | - | - | - | - | - | - | - | - | 175.10 | P |
| 233.31 | 227.73 | 226.30 | 229.33 | 229.58 | 225.75 | 223.78 | 218.21 | 220.26 | 219.87 | 220.98 | 220.59 | 215.60 | FIN |
| 265.50 | 254.99 | 262.30 | 266.25 | 263.81 | 254.19 | 254.81 | 259.52 | 259.58 | 264.22 | 255.81 | 246.50 | 238.84 | S |
| 266.40 | 276.33 | 271.26 | 262.82 | 260.17 | 258.08 | 255.21 | 221.62 | 220.45 | 221.99 | 223.84 | 209.10 | 204.40 | UK |
| | | | | | | | | | | | | | Jeunes taureaux (valeurs unitaires) Prix par 100 kg |
| 304.19 | 310.42 | 310.86 | 311.93 | 313.39 | 311.48 | 308.29 | 295.65 | 287.01 | 273.79 | 263.02 | 262.31 | 271.24 | B |
| 282.61 | 283.35 | 283.95 | 281.65 | 279.97 | 282.91 | 276.95 | 272.23 | 266.05 | 263.56 | 266.23 | 265.77 | 266.29 | DK |
| 279.19 | 283.26 | 282.93 | 283.59 | 286.69 | 289.17 | 283.71 | 265.06 | 255.43 | 245.25 | 241.87 | 245.53 | 250.49 | D |
| 390.60 | 386.90 | 378.45 | 372.25 | 380.18 | 376.87 | 379.76 | 381.88 | 391.18 | 390.03 | 380.30 | 370.46 | 379.48 | EL |
| 294.07 | 290.64 | 287.04 | 303.28 | 312.55 | 300.58 | 296.57 | 286.77 | 279.36 | 269.26 | 270.07 | 271.18 | 278.89 | E |
| 301.01 | 305.83 | 310.42 | 305.65 | 309.17 | 304.98 | 292.15 | 275.82 | 269.76 | 260.71 | 237.33 | 245.32 | 267.07 | F |
| - | - | - | - | - | - | - | - | - | - | - | - | - | IRL |
| 317.55 | 316.03 | 317.72 | 318.43 | 324.32 | 324.89 | 323.63 | 326.52 | 310.62 | 282.85 | 263.36 | 257.13 | 280.98 | I |
| 314.38 | 321.60 | 321.04 | 316.48 | 317.38 | 315.74 | 316.51 | 311.04 | 309.91 | 303.66 | 289.23 | 288.28 | 283.38 | L |
| 291.72 | 292.72 | 288.81 | 291.84 | 297.22 | 293.57 | 292.30 | 281.65 | 271.19 | 256.99 | 247.05 | 248.54 | 257.70 | NL |
| 292.54 | 294.65 | 294.54 | 293.18 | 297.61 | 294.53 | 289.51 | 266.23 | 261.25 | 259.98 | 256.47 | 259.76 | 265.46 | A |
| 302.36 | 307.38 | 300.70 | 296.73 | 302.93 | 303.43 | 301.92 | 282.19 | 276.93 | 267.99 | 265.71 | 257.97 | 269.02 | P |
| 281.99 | 276.06 | 280.73 | 282.71 | 277.76 | 272.77 | 270.74 | 264.97 | 268.47 | 266.67 | 268.79 | 268.63 | 265.59 | FIN |
| 296.16 | 287.54 | 293.69 | 296.00 | 294.35 | 285.22 | 286.91 | 289.15 | 289.45 | 294.50 | 286.48 | 272.47 | 265.24 | S |
| 271.06 | 278.74 | 275.08 | 265.88 | 262.06 | 263.33 | 263.38 | 220.30 | 217.07 | 209.25 | 211.87 | 210.33 | 209.94 | UK |
| | | | | | | | | | | | | | Boeufs (valeurs unitaires) Prix par 100 kg |
| 280.57 | 285.08 | 284.21 | 288.06 | - | - | - | - | - | - | - | - | - | B |
| 269.71 | 266.89 | 264.16 | 256.23 | - | - | 256.60 | 257.57 | 252.74 | - | 257.96 | 254.61 | 243.02 | DK |
| 274.90 | 274.44 | 276.70 | - | - | - | - | 245.58 | 245.66 | 241.70 | 237.48 | 233.70 | 236.48 | D |
| - | - | - | - | - | - | - | - | - | - | - | - | - | EL |
| - | - | - | - | - | - | - | - | - | - | - | - | - | E |
| 321.26 | 315.71 | 314.28 | 307.25 | 306.78 | 305.61 | 306.51 | 298.16 | 299.73 | 292.65 | 277.74 | 268.49 | 272.08 | F |
| 276.47 | 274.17 | 274.12 | 268.44 | 262.27 | 264.39 | 262.03 | 245.15 | 246.52 | 250.61 | 240.31 | 225.77 | 222.93 | IRL |
| - | - | - | - | - | - | - | - | - | - | - | - | - | I |
| 322.97 | 341.39 | 331.12 | 310.38 | 332.04 | 314.06 | 317.83 | 319.01 | 302.21 | 304.18 | 289.92 | 294.35 | 310.54 | L |
| - | - | - | - | - | - | - | - | - | - | - | - | - | NL |
| - | - | - | - | - | - | - | - | - | - | - | - | 262.80 | A |
| - | - | - | - | - | - | - | - | - | - | - | - | - | P |
| - | - | - | - | - | - | - | - | - | - | - | - | - | FIN |
| 284.00 | 273.57 | 281.62 | 280.64 | 283.23 | 275.31 | 276.95 | 274.65 | 279.88 | 279.76 | 262.89 | 258.32 | 250.45 | S |
| 271.18 | 279.74 | 276.52 | 262.62 | 260.54 | 261.31 | 259.17 | 226.03 | 228.96 | 230.11 | 230.25 | 213.74 | 215.28 | UK |

**VERKAUFSPREISE
TIERISCHER ERZEUGNISSE**

**SELLING PRICES
OF ANIMAL PRODUCTS**

Landeswährung / National currency / Monnaie nationale (ohne MwSt / excl. VAT / hors TVA)

| | 1995 sep | oct | nov | dec | 1996 jan | feb | mar | apr | mai | jun | jul | aug | sep |
|-------------|--|---------|---------|---------|-------------|---------|---------|---------|---------|---------|---------|---------|---|
| 4294 | Kühe (Erlöspreise) Preise je 100 kg | | | | | | | | | | | | Cows (unit values) Prices per 100 kg |
| B | 9894.4 | 9740.5 | 9372.7 | 9263.3 | 9134.2 | 8960.2 | 9039.6 | 8713.3 | 8342.2 | 7972.8 | 7629.1 | 7714.1 | 7995.4 |
| DK | 1707.28 | 1649.89 | 1622.33 | 1549.59 | 1512.32 | 1512.11 | 1542.77 | 1546.39 | 1550.09 | 1534.81 | 1539.36 | 1539.49 | 1486.92 |
| D | 428.67 | 415.34 | 393.52 | 383.74 | 386.68 | 394.76 | 398.80 | 305.68 | 373.55 | 370.76 | 363.13 | 358.40 | 355.39 |
| EL | 78732 | 79134 | 77885 | 82540 | 74710 | 74156 | 76275 | 74635 | 72107 | 72134 | 73522 | 72522 | 72982 |
| E | 34156 | 32151 | 31898 | 30535 | 30610 | 30471 | 30492 | 29210 | 27271 | 25112 | 24607 | 24139 | 24383 |
| F | 1751.66 | 1729.65 | 1665.06 | 1577.80 | 1553.02 | 1573.71 | 1625.88 | 1617.55 | 1661.83 | 1590.01 | 1464.16 | 1444.71 | 1501.88 |
| IRL | 188.45 | 188.09 | 185.97 | 172.21 | 173.44 | 171.90 | 170.69 | 159.46 | 149.79 | 145.86 | 138.15 | 132.34 | 137.86 |
| I | 46090.3 | 459047 | 449004 | 420612 | 411021 | 412630 | 435417 | 429523 | 380081 | 326761 | 316830 | 317021 | 334354 |
| L | 10584.3 | 10693.0 | 10503.2 | 10203.8 | 9995.3 | 9667.7 | 9564.6 | 9424.2 | 9167.4 | 9200.7 | 8430.3 | 8351.9 | 8427.0 |
| NL | 505.17 | 490.53 | 459.57 | 439.46 | 439.51 | 469.24 | 477.88 | 466.99 | 452.72 | 437.19 | 403.17 | 393.55 | 398.55 |
| A | 3017.46 | 2910.19 | 2770.45 | 2665.22 | 2708.05 | 2661.02 | 2712.65 | 2521.29 | 2516.76 | 2500.78 | 2470.98 | 2444.28 | 2451.71 |
| P | 44388 | 45650 | 44363 | 43150 | 43908 | 42988 | 41211 | 37205 | 37045 | 35479 | 35397 | 67330 | 35117 |
| FIN | 1294.54 | 1236.86 | 1225.77 | 1242.47 | 1247.54 | 1253.56 | 1244.11 | 1227.36 | 1220.97 | 1199.41 | 1199.78 | 1183.00 | 1169.71 |
| S | 2299.50 | 2136.88 | 2125.13 | 2116.44 | 2042.42 | 2030.62 | 2013.77 | 1991.70 | 1971.34 | 1991.38 | 1958.67 | 1897.89 | 1817.11 |
| UK | 170.42 | 184.43 | 178.31 | 168.22 | 168.26 | 166.00 | 167.91 | - | - | - | - | - | - |
| 4295 | Färsen (Erlöspreise) Preise je 100 kg | | | | | | | | | | | | Heifers (unit values) Prices per 100 kg |
| B | 12227.6 | 12038.5 | 11804.8 | 11558.9 | 11566.2 | 11803.3 | 11810.0 | 11109.7 | 10605.2 | 9717.6 | 9162.8 | 8944.5 | 9090.2 |
| DK | 1943.64 | 1898.40 | 1886.53 | 1846.75 | 1827.29 | 1831.75 | 1849.98 | 1869.75 | 1861.92 | 1858.37 | 1868.99 | 1861.48 | 1810.18 |
| D | 500.31 | 492.59 | 474.79 | 472.17 | 473.36 | 474.12 | 474.23 | 378.57 | 449.39 | 444.11 | 440.27 | 435.60 | 433.63 |
| EL | 110924 | 112028 | 109450 | 108929 | 95628 | 109259 | 103778 | 106800 | 103078 | 102696 | 102351 | 102259 | 102533 |
| E | 48017 | 47341 | 48116 | 50688 | 51254 | 49429 | 48675 | 46678 | 45193 | 43701 | 44407 | 44643 | 46200 |
| F | 2260.28 | 2245.57 | 2202.38 | 2140.71 | 2113.02 | 2117.33 | 2140.85 | 2114.53 | 2136.90 | 2074.03 | 1943.20 | 1908.46 | 1962.02 |
| IRL | 221.74 | 222.49 | 223.51 | 217.41 | 213.78 | 214.61 | 213.22 | 197.80 | 193.37 | 195.23 | 188.80 | 178.04 | 175.51 |
| I | 714658 | 722627 | 735388 | 724451 | 730420 | 718164 | 715109 | 714727 | 738929 | 640361 | 601261 | 612160 | 630664 |
| L | 12634.1 | 12844.2 | 13028.3 | 12714.8 | 12480.2 | 12373.3 | 12396.8 | 12114.5 | 12122.8 | 12049.5 | 11398.0 | 11592.3 | 11683.1 |
| NL | 499.61 | 478.19 | 452.15 | 456.24 | 444.05 | 474.17 | 474.43 | 454.20 | 445.56 | 425.83 | 401.93 | 388.71 | 393.05 |
| A | 3730.71 | 3717.87 | 3676.87 | 3659.77 | 3668.22 | 3624.51 | 3567.75 | 3328.24 | 3309.85 | 3316.11 | 3272.25 | 3276.09 | 3311.86 |
| P | 57758 | 58984 | 58053 | 55981 | 58371 | 58348 | 58184 | 54208 | 53238 | 52708 | 55012 | 49353 | 49918 |
| FIN | 1364.94 | 1325.02 | 1333.08 | 1346.65 | 1348.13 | 1366.37 | 1365.92 | 1342.08 | 1347.07 | 1315.03 | 1317.94 | 1298.67 | 1274.09 |
| S | 2488.72 | 2351.24 | 2325.87 | 2338.23 | 2331.60 | 2289.23 | 2248.60 | 2241.38 | 2244.63 | 2239.73 | 2192.07 | 2112.51 | 2011.38 |
| UK | 223.28 | 232.42 | 231.34 | 222.18 | 219.28 | 217.50 | 215.98 | 185.99 | 183.46 | 182.25 | 184.22 | 174.07 | 168.93 |
| 4296 | Ausgewachsene Rinder (Erlöspreise) Preise je 100 kg | | | | | | | | | | | | Adult cattle (unit values) Prices per 100 kg |
| B | 11030.3 | 11003.1 | 10833.8 | 10787.0 | 10753.8 | 10692.0 | 10686.6 | 10211.2 | 9859.1 | 9366.9 | 8961.7 | 8941.6 | 9251.0 |
| DK | 1898.84 | 1867.93 | 1858.55 | 1816.58 | 1795.85 | 1806.98 | 1801.37 | 1786.79 | 1777.07 | 1761.90 | 1772.53 | 1768.09 | 1743.80 |
| D | 490.28 | 486.81 | 477.31 | 474.73 | 479.56 | 484.70 | 481.49 | 412.69 | 443.16 | 431.80 | 425.38 | 424.94 | 429.32 |
| EL | 111968 | 112359 | 110598 | 109967 | 108563 | 110358 | 109656 | 109079 | 109632 | 109193 | 107065 | 105205 | 107096 |
| E | 45279 | 44470 | 44193 | 45867 | 46711 | 45154 | 44640 | 43026 | 41738 | 40325 | 40521 | 40594 | 41729 |
| F | 1922.16 | 1919.20 | 1882.69 | 1820.74 | 1809.93 | 1815.23 | 1818.69 | 1768.29 | 1783.65 | 1721.00 | 1589.63 | 1585.78 | 1663.36 |
| IRL | 217.59 | 218.06 | 218.63 | 211.44 | 207.21 | 207.97 | 206.34 | 190.66 | 186.81 | 187.50 | 180.08 | 170.34 | 168.49 |
| I | 632007 | 639496 | 639103 | 626848 | 626824 | 621849 | 618873 | 614702 | 581258 | 518528 | 487313 | 482361 | 515563 |
| L | 11840.5 | 12072.9 | 12007.4 | 11672.0 | 11698.0 | 11449.2 | 11461.9 | 11382.7 | 11230.9 | 11169.1 | 10502.1 | 10541.8 | 10640.6 |
| NL | 545.06 | 534.46 | 512.64 | 503.86 | 508.35 | 524.60 | 529.16 | 512.53 | 496.61 | 476.24 | 447.28 | 441.02 | 451.84 |
| A | 3640.61 | 3612.23 | 3577.00 | 3542.25 | 3598.61 | 3557.28 | 3527.54 | 3265.44 | 3231.67 | 3220.61 | 3175.25 | 3186.11 | 3253.52 |
| P | 55802 | 57001 | 55736 | 54656 | 55801 | 55743 | 55089 | 51241 | 50570 | 49204 | 49311 | 53681 | 48376 |
| FIN | 1459.74 | 1418.59 | 1426.17 | 1445.09 | 1444.81 | 1452.73 | 1448.13 | 1431.24 | 1433.60 | 1404.77 | 1408.53 | 1388.51 | 1372.97 |
| S | 2521.12 | 2377.37 | 2354.72 | 2349.95 | 2318.23 | 2294.75 | 2258.64 | 2235.54 | 2227.35 | 2239.71 | 2197.01 | 2115.77 | 2033.05 |
| UK | 210.60 | 224.21 | 222.59 | 212.35 | 210.01 | 208.75 | 207.95 | 186.95 | 185.26 | 182.96 | 184.76 | 175.53 | 172.35 |

D: Einschliesslich der fünf neuen Länder
D: Including the five new Länder
D: Les cinq nouveaux Länder inclus

PRIX DE VENTE DES PRODUITS ANIMAUX

ECU (ohne MwSt / excl. VAT / hors TVA)

| 1995 sep | oct | nov | dec | 1996 jan | feb | mar | apr | mai | jun | jul | aug | sep | |
|-------------|--------|--------|--------|-------------|--------|--------|--------|--------|--------|--------|--------|--------|--|
| | | | | | | | | | | | | | Vaches (valeurs unitaires) Prix par 100 kg |
| 255.26 | 253.15 | 243.08 | 239.77 | 235.43 | 230.70 | 232.29 | 222.83 | 212.30 | 202.54 | 193.82 | 196.81 | 203.18 | B |
| 233.67 | 227.17 | 223.19 | 212.82 | 207.12 | 206.97 | 210.94 | 210.57 | 210.06 | 208.00 | 208.94 | 209.35 | 202.00 | DK |
| 227.50 | 222.07 | 209.81 | 204.15 | 204.87 | 209.02 | 210.64 | 160.60 | 195.41 | 193.75 | 190.04 | 188.40 | 185.96 | D |
| 259.00 | 257.36 | 251.54 | 265.81 | 240.51 | 237.62 | 246.46 | 243.98 | 237.79 | 238.35 | 243.41 | 238.56 | 240.23 | EL |
| 211.15 | 198.45 | 197.91 | 190.99 | 192.39 | 191.45 | 191.31 | 184.02 | 170.92 | 155.58 | 152.47 | 149.64 | 151.36 | E |
| 269.56 | 264.77 | 257.38 | 243.61 | 240.21 | 242.30 | 250.81 | 250.50 | 256.87 | 245.15 | 226.26 | 222.43 | 230.78 | F |
| 232.50 | 229.54 | 225.76 | 210.10 | 212.60 | 211.04 | 209.50 | 197.45 | 187.90 | 184.38 | 174.36 | 166.17 | 174.93 | IRL |
| 221.43 | 216.23 | 212.82 | 202.26 | 200.91 | 203.65 | 217.37 | 217.07 | 195.68 | 169.10 | 163.33 | 162.88 | 173.31 | I |
| 273.06 | 277.91 | 272.40 | 264.12 | 257.63 | 248.92 | 245.79 | 241.01 | 233.30 | 233.73 | 214.17 | 213.08 | 214.14 | L |
| 239.34 | 234.16 | 218.78 | 208.80 | 207.93 | 221.88 | 225.49 | 219.40 | 211.82 | 203.96 | 188.00 | 184.44 | 186.02 | NL |
| 227.66 | 221.11 | 209.92 | 201.52 | 204.01 | 200.34 | 203.72 | 188.35 | 187.10 | 185.70 | 183.75 | 182.59 | 182.32 | A |
| 226.07 | 231.81 | 225.51 | 218.94 | 224.21 | 218.95 | 210.30 | 190.38 | 188.57 | 180.04 | 180.14 | 344.69 | 179.90 | P |
| 229.76 | 219.25 | 218.34 | 219.82 | 217.41 | 213.73 | 210.92 | 205.13 | 205.84 | 205.02 | 205.90 | 205.83 | 203.09 | FIN |
| 249.93 | 236.64 | 243.39 | 244.71 | 235.03 | 229.07 | 233.30 | 234.52 | 232.50 | 237.90 | 232.12 | 223.40 | 215.67 | S |
| 205.94 | 220.12 | 210.53 | 198.54 | 199.34 | 197.88 | 200.12 | - | - | - | - | - | - | UK |
| | | | | | | | | | | | | | Génisses (valeurs unitaires) Prix par 100 kg |
| 315.46 | 312.88 | 306.15 | 299.19 | 298.12 | 303.90 | 303.49 | 284.11 | 269.89 | 246.86 | 232.78 | 228.20 | 231.00 | B |
| 266.02 | 261.39 | 259.54 | 253.63 | 250.26 | 250.72 | 252.95 | 254.60 | 252.32 | 251.84 | 253.68 | 253.13 | 245.92 | DK |
| 265.52 | 263.38 | 253.14 | 251.20 | 250.79 | 251.04 | 250.48 | 198.90 | 235.08 | 232.09 | 230.41 | 228.99 | 226.89 | D |
| 364.89 | 364.33 | 353.49 | 350.79 | 307.85 | 350.09 | 335.33 | 349.13 | 339.92 | 339.34 | 338.85 | 336.38 | 337.50 | EL |
| 296.84 | 292.21 | 298.53 | 317.04 | 322.13 | 310.56 | 305.39 | 294.07 | 283.24 | 270.74 | 275.15 | 276.74 | 286.79 | E |
| 347.83 | 343.75 | 340.43 | 330.53 | 326.83 | 325.99 | 330.25 | 327.46 | 330.31 | 319.77 | 300.29 | 293.83 | 301.48 | F |
| 273.57 | 271.52 | 271.34 | 265.25 | 262.05 | 263.47 | 261.70 | 244.93 | 242.55 | 246.79 | 238.29 | 223.55 | 222.71 | IRL |
| 343.33 | 340.39 | 348.56 | 348.36 | 357.03 | 354.44 | 356.99 | 361.20 | 380.43 | 331.39 | 309.96 | 314.52 | 326.90 | I |
| 325.95 | 333.82 | 337.88 | 329.11 | 321.67 | 318.58 | 318.56 | 309.81 | 308.51 | 306.10 | 288.04 | 295.76 | 296.89 | L |
| 236.70 | 228.27 | 215.25 | 216.77 | 210.08 | 224.21 | 223.86 | 213.40 | 208.47 | 198.66 | 187.43 | 182.17 | 183.45 | NL |
| 281.48 | 282.48 | 278.60 | 276.71 | 276.34 | 272.88 | 267.94 | 248.63 | 246.06 | 246.24 | 243.34 | 244.73 | 246.28 | A |
| 294.16 | 299.52 | 295.10 | 284.04 | 298.07 | 297.18 | 296.92 | 277.38 | 271.00 | 267.46 | 279.96 | 252.66 | 255.73 | P |
| 242.26 | 234.88 | 237.45 | 238.25 | 234.93 | 232.97 | 231.58 | 224.30 | 227.10 | 224.79 | 226.18 | 225.95 | 221.21 | FIN |
| 270.49 | 260.38 | 266.38 | 270.35 | 268.30 | 258.24 | 260.51 | 263.92 | 264.73 | 267.57 | 259.78 | 248.66 | 238.73 | S |
| 269.82 | 277.39 | 273.15 | 262.23 | 259.79 | 259.27 | 257.42 | 223.00 | 223.01 | 224.30 | 225.29 | 210.24 | 207.57 | UK |
| | | | | | | | | | | | | | Gros bovins (valeurs unitaires) Prix par 100 kg |
| 284.57 | 285.97 | 280.97 | 279.21 | 277.18 | 275.29 | 274.62 | 261.13 | 250.90 | 237.95 | 227.67 | 228.13 | 235.08 | B |
| 259.89 | 257.20 | 255.69 | 249.49 | 245.95 | 247.33 | 246.30 | 243.30 | 240.82 | 238.77 | 240.58 | 240.43 | 236.90 | DK |
| 260.20 | 260.29 | 254.48 | 252.56 | 254.08 | 256.64 | 254.31 | 216.83 | 231.82 | 225.65 | 222.62 | 223.38 | 224.64 | D |
| 368.33 | 365.41 | 357.19 | 354.13 | 349.50 | 353.62 | 354.32 | 356.58 | 361.54 | 360.80 | 354.46 | 346.07 | 352.52 | EL |
| 279.92 | 274.48 | 274.19 | 286.88 | 293.58 | 283.71 | 280.07 | 271.06 | 261.59 | 249.82 | 251.07 | 251.64 | 259.03 | E |
| 295.80 | 293.79 | 291.02 | 281.13 | 279.95 | 279.48 | 280.56 | 273.84 | 275.70 | 265.34 | 245.65 | 244.15 | 255.59 | F |
| 268.45 | 266.11 | 265.42 | 257.97 | 254.00 | 255.33 | 253.26 | 236.09 | 234.33 | 237.02 | 227.28 | 213.89 | 213.80 | IRL |
| 303.63 | 301.23 | 302.92 | 301.43 | 306.39 | 306.90 | 308.95 | 310.65 | 299.25 | 268.34 | 251.22 | 247.83 | 267.24 | I |
| 305.47 | 313.77 | 311.41 | 302.12 | 301.51 | 294.79 | 294.54 | 291.09 | 285.81 | 283.73 | 266.81 | 268.96 | 270.39 | L |
| 258.23 | 255.13 | 244.04 | 239.40 | 240.50 | 248.05 | 249.69 | 240.80 | 232.35 | 222.17 | 208.57 | 206.68 | 210.89 | NL |
| 274.68 | 274.45 | 271.03 | 267.83 | 271.10 | 267.82 | 264.92 | 243.94 | 240.25 | 239.15 | 236.12 | 238.01 | 241.94 | A |
| 284.20 | 289.45 | 283.32 | 277.32 | 284.95 | 283.91 | 281.12 | 262.20 | 257.42 | 249.68 | 250.95 | 274.82 | 247.83 | P |
| 259.08 | 251.47 | 254.03 | 255.66 | 251.78 | 247.69 | 245.51 | 239.20 | 241.69 | 240.13 | 241.73 | 241.59 | 238.38 | FIN |
| 274.02 | 263.27 | 269.68 | 271.70 | 266.76 | 258.87 | 261.67 | 263.23 | 262.70 | 267.57 | 260.36 | 249.05 | 241.30 | S |
| 254.50 | 267.59 | 262.81 | 250.63 | 248.81 | 248.84 | 247.85 | 224.16 | 225.20 | 225.17 | 225.96 | 212.01 | 211.77 | UK |

**VERKAUFSPREISE
TIERISCHER ERZEUGNISSE**

**SELLING PRICES
OF ANIMAL PRODUCTS**

Landeswahrung / National currency / Monnaie nationale (ohne MwSt / excl. VAT / hors TVA)

| | 1995 sep | oct | nov | dec | 1996 jan | feb | mar | apr | mai | jun | jul | aug | sep |
|-------------|---|---------|---------|---------|-------------|---------|---------|---------|---------|---------|---------|--------------------------------------|---------|
| 4412 | Schweine (leicht) | | | | | | | | | | | Pigs (light) | |
| | Preise je 100 kg Lebendgewicht | | | | | | | | | | | Prices per 100 kg live weight | |
| B | 5138.0 | 4830.0 | 4788.0 | 4875.0 | 4785.0 | 4925.0 | 5088.0 | 5335.0 | 5800.0 | 6175.0 | 6270.0 | 6413.0 | 6215.0 |
| DK | 700.00 | 677.00 | 678.00 | 687.00 | 685.00 | 708.00 | 715.00 | 741.00 | 755.00 | 824.00 | 826.00 | 829.00 | 838.00 |
| D | - | - | - | - | - | - | - | - | - | - | - | - | - |
| EL | 47837 | 47743 | 47883 | 48520 | 50116 | 47723 | 48741 | 48963 | 52518 | 56347 | 48180 | 57372 | 56713 |
| E | 17285 | 17289 | 17933 | 17923 | 16715 | 17567 | 17422 | 18480 | 20575 | 22926 | 23591 | 22924 | 21667 |
| F | - | - | - | - | - | - | - | - | - | - | - | - | - |
| IRL | - | - | - | - | - | - | - | - | - | - | - | - | - |
| I | 340788 | 349417 | 327478 | 301491 | 293800 | 280876 | 294438 | 322856 | 353621 | 369830 | 371694 | 376125 | 358025 |
| L | 5169.1 | 5013.8 | 4761.1 | 4834.4 | 4768.1 | 4786.1 | 4930.4 | 5167.5 | 5628.5 | 6125.3 | 6126.1 | 6233.0 | 6144.1 |
| NL | 233.00 | 221.00 | 218.00 | 221.00 | 217.00 | 228.00 | 236.00 | 243.00 | 272.00 | 285.00 | 290.00 | 294.00 | 285.00 |
| A | 1582.00 | 1546.00 | 1524.00 | 1539.00 | 1537.00 | 1552.00 | 1574.00 | 1612.00 | 1656.00 | 1867.00 | 1921.00 | 1968.00 | 1957.00 |
| P | - | - | - | - | - | - | - | - | - | - | - | - | - |
| FIN | - | - | - | - | - | - | - | - | - | - | - | - | - |
| S | - | - | - | - | - | - | - | - | - | - | - | - | - |
| UK | 99.71 | 99.85 | 104.13 | 112.39 | 108.72 | 110.82 | 113.69 | 115.59 | 121.10 | 116.58 | 116.64 | 110.24 | 111.65 |
| 4421 | Schweine (Schlachtkorper) – Klasse II | | | | | | | | | | | Pigs (carcasses) – grade II | |
| | Preise je 100 kg | | | | | | | | | | | Prices per 100 kg | |
| B | 5781.0 | 5438.0 | 5385.0 | 5600.0 | 5455.0 | 5658.0 | 5831.0 | 6038.0 | 6695.0 | 6825.0 | 7125.0 | 7200.0 | 6981.0 |
| DK | 946.00 | 910.00 | 912.00 | 924.00 | 919.00 | 952.00 | 962.00 | 993.00 | 1016.00 | 1112.00 | 1120.00 | 1122.00 | 1137.00 |
| D | 244.00 | 218.00 | 224.00 | 231.00 | 282.00 | 293.00 | 300.00 | 312.00 | 356.00 | 363.00 | 372.00 | 376.00 | 364.00 |
| EL | 50869 | 50281 | 49162 | 49135 | 50067 | 49589 | 50234 | 50113 | 58122 | 65459 | - | - | - |
| E | 25065 | 25060 | 25844 | 26003 | 24566 | 26113 | 25785 | 26430 | 30006 | 33814 | 34192 | 32797 | 32214 |
| F | - | - | - | - | - | - | - | - | - | - | - | - | - |
| IRL | - | - | - | - | - | - | - | - | - | - | - | - | - |
| I | 357601 | 373669 | 368510 | 356769 | 336690 | 315561 | 307860 | 314873 | 317883 | 329671 | 351480 | 373125 | 383742 |
| L | 6091.0 | 5944.0 | 5589.0 | 5741.0 | 5659.0 | 5709.0 | 5824.0 | 6165.0 | 6743.0 | 7341.0 | 7395.0 | 7555.0 | 7425.0 |
| NL | - | - | - | - | - | - | - | - | - | - | - | - | - |
| A | 1645.00 | 1572.00 | 1534.00 | 1537.00 | 1543.00 | 1579.00 | 1586.00 | 1589.00 | 1752.00 | 2010.00 | 2001.00 | 2029.00 | 2005.00 |
| P | 29324 | 28643 | 27934 | 28220 | 27913 | 29424 | 29089 | 29501 | 34272 | 38703 | 39321 | 38250 | 36148 |
| FIN | - | - | - | - | - | - | - | - | - | - | - | - | - |
| S | 1089.00 | 1280.00 | 919.00 | 1119.00 | 1053.00 | 1027.00 | 1043.00 | 1031.00 | 994.00 | 983.00 | 1046.00 | 1067.00 | 1122.00 |
| UK | 107.16 | - | - | - | 118.66 | 120.40 | 118.33 | 122.18 | 122.67 | 131.10 | 132.77 | 123.81 | 118.95 |
| 4425 | Schweine (Schlachtkorper) – Klasse I | | | | | | | | | | | Pigs (carcasses) – grade I | |
| | Preise je 100 kg | | | | | | | | | | | Prices per 100 kg | |
| B | 6163.0 | 5825.0 | 5760.0 | 5975.0 | 5810.0 | 5975.0 | 6163.0 | 6363.0 | 7010.0 | 7238.0 | 7510.0 | 7575.0 | 7463.0 |
| DK | 1039.00 | 1004.00 | 1006.00 | 1018.00 | 1013.00 | 1046.00 | 1056.00 | 1088.00 | 1111.00 | 1207.00 | 1214.00 | 1216.00 | 1232.00 |
| D | 278.00 | 253.00 | 258.00 | 265.00 | 255.00 | 266.00 | 273.00 | 287.00 | 332.00 | 339.00 | 349.00 | 352.00 | 340.00 |
| EL | - | - | - | - | - | - | - | - | - | - | - | - | - |
| E | - | - | - | - | - | - | - | - | - | - | - | - | - |
| F | 931.00 | 889.00 | 893.00 | 855.00 | 868.00 | 929.00 | 940.00 | 975.00 | 1036.00 | 1152.00 | 1163.00 | 1125.00 | 1079.00 |
| IRL | - | - | - | - | - | - | - | - | - | - | - | - | - |
| I | - | - | - | - | - | - | - | - | - | - | - | - | - |
| L | 6412.0 | 6244.0 | 5921.0 | 6034.0 | 5942.0 | 5953.0 | 6119.0 | 6463.0 | 7008.0 | 7609.0 | 7682.0 | 7795.0 | 7708.0 |
| NL | - | - | - | - | - | - | - | - | - | - | - | - | - |
| A | 1824.00 | 1742.00 | 1697.00 | 1697.00 | 1695.00 | 1737.00 | 1763.00 | 1789.00 | 1950.00 | 2241.00 | 2234.00 | 2258.00 | 2227.00 |
| P | 30771 | 29715 | 29366 | 29662 | 29341 | 30849 | 30513 | 30978 | 35949 | 40239 | 40807 | 39701 | 37572 |
| FIN | 824.00 | 826.00 | 834.00 | 850.00 | 795.00 | 768.00 | 762.00 | 765.00 | 777.00 | 805.00 | - | - | - |
| S | 1293.00 | 1509.00 | 1360.00 | 1326.00 | 1262.00 | 1238.00 | 1250.00 | 1238.00 | 1201.00 | 1183.00 | 1253.00 | 1275.00 | 1323.00 |
| UK | 119.70 | - | - | - | 131.93 | 135.96 | 133.99 | 137.80 | 138.45 | 146.32 | 148.25 | 139.85 | 136.59 |

D: Einschliesslich der funf neuen Lander
D: Including the five new Lander
D: Les cinq nouveaux Lander inclus

PRIX DE VENTE DES PRODUITS ANIMAUX

ECU (ohne MwSt / excl. VAT / hors TVA)

| 1995 sep | oct | nov | dec | 1996 jan | feb | mar | apr | mai | jun | jul | aug | sep | |
|-------------|--------|--------|--------|-------------|--------|--------|--------|--------|--------|--------|--------|--------|--------------------------------------|
| | | | | | | | | | | | | | Porcs (légers) |
| | | | | | | | | | | | | | Prix par 100 kg de poids vif |
| 132.55 | 125.53 | 124.18 | 126.19 | 123.33 | 126.81 | 130.75 | 136.43 | 147.60 | 156.87 | 159.29 | 163.62 | 157.93 | B |
| 95.81 | 93.22 | 93.28 | 94.35 | 93.82 | 96.91 | 97.76 | 100.90 | 102.31 | 111.67 | 112.11 | 112.73 | 113.84 | DK |
| - | - | - | - | - | - | - | - | - | - | - | - | - | D |
| 157.36 | 155.27 | 154.65 | 156.25 | 161.34 | 152.92 | 157.49 | 160.06 | 173.19 | 186.19 | 159.51 | 188.72 | 186.68 | EL |
| 106.86 | 106.71 | 111.26 | 112.10 | 105.05 | 110.37 | 109.31 | 116.42 | 128.95 | 142.03 | 146.17 | 142.10 | 134.50 | E |
| - | - | - | - | - | - | - | - | - | - | - | - | - | F |
| - | - | - | - | - | - | - | - | - | - | - | - | - | IRL |
| 163.72 | 164.59 | 155.22 | 144.98 | 143.61 | 138.62 | 146.99 | 163.16 | 182.06 | 191.39 | 191.61 | 193.25 | 185.58 | I |
| 133.36 | 130.31 | 123.48 | 125.14 | 122.90 | 123.23 | 126.70 | 132.15 | 143.24 | 155.60 | 155.63 | 159.02 | 156.13 | L |
| 110.39 | 105.50 | 103.78 | 105.00 | 102.66 | 107.81 | 111.36 | 114.17 | 127.26 | 132.96 | 135.23 | 137.78 | 133.02 | NL |
| 119.36 | 117.46 | 115.47 | 116.36 | 115.79 | 116.85 | 118.21 | 120.42 | 123.11 | 138.64 | 142.85 | 147.01 | 145.53 | A |
| - | - | - | - | - | - | - | - | - | - | - | - | - | P |
| - | - | - | - | - | - | - | - | - | - | - | - | - | FIN |
| - | - | - | - | - | - | - | - | - | - | - | - | - | S |
| 120.49 | 119.17 | 122.95 | 132.65 | 128.81 | 132.10 | 135.51 | 138.60 | 147.21 | 143.48 | 142.65 | 133.15 | 137.19 | UK |
| | | | | | | | | | | | | | Porcs (carcasses) – classe II |
| | | | | | | | | | | | | | Prix par 100 kg |
| 149.14 | 141.33 | 139.66 | 144.95 | 140.60 | 145.68 | 149.84 | 154.41 | 170.38 | 173.38 | 181.01 | 183.70 | 177.40 | B |
| 129.48 | 125.30 | 125.47 | 126.90 | 125.86 | 130.31 | 131.54 | 135.21 | 137.68 | 150.70 | 152.02 | 152.57 | 154.46 | DK |
| 129.50 | 116.56 | 119.43 | 122.89 | 149.41 | 155.14 | 158.45 | 163.92 | 186.23 | 189.70 | 194.68 | 197.66 | 190.46 | D |
| 167.34 | 163.52 | 158.78 | 158.23 | 161.18 | 158.90 | 162.32 | 163.82 | 191.67 | 216.30 | - | - | - | EL |
| 154.95 | 154.68 | 160.35 | 162.64 | 154.40 | 164.07 | 161.78 | 166.51 | 188.06 | 209.49 | 211.86 | 203.31 | 199.97 | E |
| - | - | - | - | - | - | - | - | - | - | - | - | - | F |
| - | - | - | - | - | - | - | - | - | - | - | - | - | IRL |
| 171.80 | 176.01 | 174.67 | 171.56 | 164.57 | 155.74 | 153.69 | 159.13 | 163.66 | 170.61 | 181.19 | 191.71 | 198.91 | I |
| 157.14 | 154.48 | 144.95 | 148.60 | 145.86 | 146.99 | 149.66 | 157.66 | 171.60 | 186.49 | 187.87 | 192.75 | 188.68 | L |
| - | - | - | - | - | - | - | - | - | - | - | - | - | NL |
| 124.11 | 119.44 | 116.23 | 116.21 | 116.24 | 118.88 | 119.11 | 118.70 | 130.25 | 149.26 | 148.80 | 151.57 | 149.10 | A |
| 149.35 | 145.45 | 142.00 | 143.19 | 142.54 | 149.86 | 148.44 | 150.96 | 174.46 | 196.40 | 200.11 | 195.82 | 185.18 | P |
| - | - | - | - | - | - | - | - | - | - | - | - | - | FIN |
| 118.36 | 141.75 | 105.25 | 129.38 | 121.17 | 115.85 | 120.84 | 121.40 | 117.23 | 117.43 | 123.96 | 125.60 | 133.17 | S |
| 129.50 | - | - | - | 140.58 | 143.52 | 141.04 | 146.50 | 149.11 | 161.35 | 162.37 | 149.54 | 146.16 | UK |
| | | | | | | | | | | | | | Porcs (carcasses) – classe I |
| | | | | | | | | | | | | | Prix par 100 kg |
| 159.00 | 151.39 | 149.38 | 154.66 | 149.75 | 153.84 | 158.37 | 162.72 | 178.39 | 183.87 | 190.79 | 193.26 | 189.65 | B |
| 142.21 | 138.24 | 138.40 | 139.81 | 138.74 | 143.17 | 144.39 | 148.15 | 150.56 | 163.57 | 164.77 | 165.36 | 167.37 | DK |
| 147.54 | 135.27 | 137.56 | 140.98 | 135.10 | 140.84 | 144.19 | 150.79 | 173.67 | 177.16 | 182.64 | 185.04 | 177.90 | D |
| - | - | - | - | - | - | - | - | - | - | - | - | - | EL |
| - | - | - | - | - | - | - | - | - | - | - | - | - | E |
| 143.27 | 136.09 | 138.04 | 132.01 | 134.26 | 143.03 | 145.01 | 150.99 | 160.14 | 177.61 | 179.72 | 173.21 | 165.80 | F |
| - | - | - | - | - | - | - | - | - | - | - | - | - | IRL |
| - | - | - | - | - | - | - | - | - | - | - | - | - | I |
| 165.42 | 162.28 | 153.56 | 156.19 | 153.15 | 153.27 | 157.24 | 165.28 | 178.34 | 193.29 | 195.16 | 198.88 | 195.87 | L |
| - | - | - | - | - | - | - | - | - | - | - | - | - | NL |
| 137.62 | 132.35 | 128.58 | 128.31 | 127.69 | 130.77 | 132.40 | 133.65 | 144.97 | 166.41 | 166.13 | 168.68 | 165.61 | A |
| 156.72 | 150.89 | 149.28 | 150.50 | 149.83 | 157.12 | 155.71 | 158.52 | 182.99 | 204.19 | 207.67 | 203.24 | 192.48 | P |
| 146.25 | 146.42 | 148.55 | 150.38 | 138.54 | 130.94 | 129.19 | 127.85 | 130.99 | 137.60 | - | - | - | FIN |
| 140.53 | 167.11 | 155.76 | 153.31 | 145.22 | 139.66 | 144.82 | 145.77 | 141.65 | 141.33 | 148.49 | 150.08 | 157.02 | S |
| 144.65 | - | - | - | 156.30 | 162.07 | 159.70 | 165.23 | 168.30 | 180.08 | 181.31 | 168.91 | 167.83 | UK |

**VERKAUFSPREISE
TIERISCHER ERZEUGNISSE**
**SELLING PRICES
OF ANIMAL PRODUCTS**
Landeswahrung / National currency / Monnaie nationale (ohne MwSt / excl. VAT / hors TVA)

| | 1995 sep | oct | nov | dec | 1996 jan | feb | mar | apr | mai | jun | jul | aug | sep |
|-------------|--|---------|---------|---------|-------------|---------|---------|---------|---------|---------|---------|---------|---------|
| 4440 | Ferkel | | | | | | | | | | | | |
| | Preise je 100 kg Lebendgewicht | | | | | | | | | | | | |
| | Piglets | | | | | | | | | | | | |
| | Prices per 100 kg live weight | | | | | | | | | | | | |
| B | 7125.0 | 6375.0 | 7000.0 | 8000.0 | 8125.0 | 8700.0 | 9188.0 | 9688.0 | 10300.0 | 9938.0 | 10313.0 | 10200.0 | 9875.0 |
| DK | 1600.00 | 1583.00 | 1585.00 | 1596.00 | 1574.00 | 1630.00 | 1641.00 | 1699.00 | 1743.00 | 1921.00 | 1930.00 | 1931.00 | 1960.00 |
| D | 351.58 | 309.74 | 327.37 | 357.89 | 414.47 | 410.00 | 431.84 | 428.68 | 454.21 | 495.79 | 445.79 | 472.89 | 461.58 |
| EL | 62450 | 62326 | 62509 | 63322 | 65424 | 62300 | 63630 | 63920 | 69071 | 73559 | 74151 | 74897 | 74036 |
| E | 21760 | 24723 | 28812 | 31799 | 34416 | 37077 | 34307 | 36190 | 37021 | 35140 | 35834 | 35923 | 32433 |
| F | 1246.00 | 1242.00 | 1251.00 | - | 12.89 | 13.24 | 13.49 | 13.67 | - | - | - | - | - |
| IRL | 114.15 | 91.71 | 95.61 | 101.46 | 126.83 | 154.15 | 130.35 | 117.70 | 142.02 | 143.97 | 139.11 | 118.68 | 116.73 |
| I | 511000 | 509833 | 486033 | 475417 | 495667 | 549775 | 584250 | 593167 | 606250 | 605417 | 565750 | 548611 | 510167 |
| L | 11097.0 | 10899.0 | 10404.0 | 10404.0 | 10469.3 | 10469.3 | 10718.3 | 10818.0 | 11765.3 | 12164.3 | 11765.3 | 11765.3 | 11765.3 |
| NL | 290.00 | 302.00 | 350.00 | 396.00 | 441.00 | 475.00 | 464.00 | 500.00 | 516.00 | 478.00 | 480.00 | 479.00 | 454.00 |
| A | 2424.00 | 2324.00 | 2386.00 | 2608.00 | 2841.00 | 2914.00 | 3077.00 | 3110.00 | 3255.00 | 3446.00 | 3191.00 | 3269.00 | 3116.00 |
| P | 48320 | 46839 | 45471 | 47565 | 48430 | 45461 | 43957 | 46278 | 50387 | 56081 | 55545 | 57365 | 54522 |
| FIN | 1725.00 | 1760.00 | 1810.00 | 1875.00 | 1870.00 | 1865.00 | 1790.00 | 1710.00 | 1645.00 | 1595.00 | 1605.00 | - | - |
| S | 1928.00 | 1857.00 | 1890.00 | 1825.00 | 1770.00 | 1725.00 | 1725.00 | 1710.00 | 1660.00 | 1650.00 | 1650.00 | 1704.00 | 1701.00 |
| UK | 128.59 | 127.03 | 126.00 | 132.92 | 151.14 | 162.38 | 163.30 | 174.22 | 167.41 | 170.65 | 172.65 | 168.65 | 159.24 |
| 4821 | Jungmasthahnen (lebend - 1. Wahl) | | | | | | | | | | | | |
| | Preise je 100 kg Lebendgewicht | | | | | | | | | | | | |
| | Chickens (live - 1st choice) | | | | | | | | | | | | |
| | Prices per 100 kg live weight | | | | | | | | | | | | |
| B | 3550.0 | 3100.0 | 2780.0 | 2675.0 | 2740.0 | 2975.0 | 3288.0 | 3575.0 | 3220.0 | 3825.0 | 3670.0 | 3950.0 | 3388.0 |
| DK | 459.00 | 459.00 | 459.00 | 459.00 | 459.00 | 459.00 | 445.00 | 453.00 | 455.00 | 455.00 | 465.00 | 467.00 | 484.00 |
| D | 139.00 | 138.00 | 138.00 | 138.00 | 140.00 | 141.00 | 142.00 | 142.00 | 145.00 | 149.00 | 150.00 | 152.00 | 153.00 |
| EL | 36257 | 36452 | 36074 | 36488 | 35904 | 35961 | 35992 | 35864 | 36013 | 36339 | 37946 | 36728 | 36599 |
| E | 13772 | 12984 | 14077 | 12693 | 12422 | 13296 | 12408 | 14696 | 16594 | 15020 | 14555 | 15667 | 15368 |
| F | 447.39 | 447.84 | 444.60 | 446.26 | 447.97 | 449.48 | 451.45 | 458.44 | 465.37 | 473.17 | 475.58 | 476.13 | 478.59 |
| IRL | 62.51 | 62.47 | 62.60 | 62.72 | 63.32 | 63.54 | 63.70 | 63.70 | 63.74 | 63.74 | 63.88 | 63.88 | 63.74 |
| I | 194824 | 161672 | 160905 | 158950 | 161841 | 175129 | 196215 | 256605 | 236372 | 210470 | 197512 | 172221 | 177019 |
| L | - | - | - | - | - | - | - | - | - | - | - | - | - |
| NL | 142.00 | 143.00 | 143.00 | 143.00 | 142.00 | 142.00 | 143.00 | 146.00 | 147.00 | 151.00 | 154.00 | 158.00 | 159.00 |
| A | 1124.00 | 1122.00 | 1122.00 | 1119.00 | 1119.00 | 1119.00 | 1126.00 | 1126.00 | 1128.00 | 1134.00 | 1134.00 | 1128.00 | 1128.00 |
| P | 16945 | 17171 | 13860 | 12293 | 9781 | 14663 | 15100 | 22153 | 24824 | 16530 | 16110 | 19200 | 19445 |
| FIN | - | - | - | - | - | - | - | - | - | - | - | - | - |
| S | 776.00 | 773.00 | 772.00 | 771.00 | 771.00 | 752.00 | 745.00 | 725.00 | 740.00 | 739.00 | 739.00 | 740.00 | 739.00 |
| UK | - | - | - | - | - | - | - | - | - | - | - | - | - |
| 4871 | Jungmasthahnen (Klasse A - geschlachtet) | | | | | | | | | | | | |
| | Preise je 100 kg Schlachtgewicht | | | | | | | | | | | | |
| | Chickens (class A - slaughtered) | | | | | | | | | | | | |
| | Prices per 100 kg dead weight | | | | | | | | | | | | |
| B | - | - | - | - | - | - | - | - | - | - | - | - | - |
| DK | - | - | - | - | - | - | - | - | - | - | - | - | - |
| D | 255.00 | 255.00 | 255.00 | 254.00 | 261.00 | 263.00 | 268.00 | 272.00 | 276.00 | 286.00 | 295.00 | 297.00 | 299.00 |
| EL | - | - | - | - | - | - | - | - | - | - | - | - | - |
| E | 18855 | 17453 | 20190 | 18005 | 17449 | 18706 | 17426 | 20385 | 23005 | 20927 | 20316 | 22120 | 21686 |
| F | 853.00 | 812.00 | 738.00 | 700.00 | 710.00 | 737.00 | 712.00 | 752.00 | - | - | - | - | - |
| IRL | - | - | - | - | - | - | - | - | - | - | - | - | - |
| I | 296333 | 249167 | 254333 | 257000 | 246000 | 257283 | 283167 | 386667 | 342500 | 297500 | 291500 | 263600 | 257067 |
| L | - | - | - | - | - | - | - | - | - | - | - | - | - |
| NL | - | - | - | - | - | - | - | - | - | - | - | - | - |
| A | 2517.00 | 2486.00 | 2512.00 | 2490.00 | 2508.00 | 2483.00 | 2496.00 | 2469.00 | 2517.00 | 2544.00 | 2543.00 | 2601.00 | 2605.00 |
| P | - | - | - | - | - | - | - | - | - | - | - | - | - |
| FIN | 646.00 | 644.00 | 645.00 | 645.00 | 648.00 | 653.00 | 663.00 | 674.00 | 672.00 | 673.00 | - | - | - |
| S | 1642.00 | 1667.00 | 1658.00 | 1679.00 | 1685.00 | 1685.00 | 1701.00 | 1713.00 | 1711.00 | 1702.00 | 1713.00 | 1688.00 | 1658.00 |
| UK | 88.18 | 83.78 | 83.78 | 83.78 | 83.78 | 83.78 | - | - | - | - | - | - | - |

D: Einschlielich der funf neuen Lander

D: Including the five new Lander

D: Les cinq nouveaux Lander inclus

PRIX DE VENTE DES PRODUITS ANIMAUX

ECU (ohne MwSt / excl. VAT / hors TVA)

| 1995 sep | oct | nov | dec | 1996 jan | feb | mar | apr | mai | jun | jul | aug | sep | |
|-------------|--------|--------|--------|-------------|--------|--------|--------|--------|--------|--------|--------|--------|--------------------------------------|
| | | | | | | | | | | | | | Porcelets |
| | | | | | | | | | | | | | Prix par 100 kg de poids vif |
| 183.82 | 165.68 | 181.54 | 207.07 | 209.42 | 224.00 | 236.11 | 247.75 | 262.12 | 252.46 | 262.00 | 260.23 | 250.94 | B |
| 218.99 | 217.96 | 218.06 | 219.19 | 215.57 | 223.11 | 224.38 | 231.35 | 236.20 | 260.33 | 261.96 | 262.58 | 266.27 | DK |
| 186.59 | 165.61 | 174.54 | 190.40 | 219.59 | 217.09 | 228.09 | 225.23 | 237.60 | 259.09 | 233.30 | 248.59 | 241.52 | D |
| 205.44 | 202.69 | 201.88 | 203.92 | 210.62 | 199.63 | 205.60 | 208.96 | 227.78 | 243.06 | 245.49 | 246.37 | 243.70 | EL |
| 134.52 | 152.60 | 178.76 | 198.89 | 216.31 | 232.96 | 215.24 | 228.00 | 232.02 | 217.70 | 222.03 | 222.68 | 201.33 | E |
| 191.75 | 190.12 | 193.37 | - | 1.99 | 2.04 | 2.08 | 2.12 | - | - | - | - | - | F |
| 140.83 | 111.92 | 116.07 | 123.79 | 155.47 | 189.25 | 159.99 | 145.75 | 178.14 | 182.00 | 175.57 | 149.02 | 148.12 | IRL |
| 245.49 | 240.15 | 230.37 | 228.61 | 242.28 | 271.33 | 291.67 | 299.77 | 312.12 | 313.30 | 291.65 | 281.87 | 264.44 | I |
| 286.29 | 283.26 | 269.82 | 269.30 | 269.84 | 269.56 | 275.43 | 276.65 | 299.41 | 309.01 | 298.90 | 300.17 | 298.97 | L |
| 137.39 | 144.17 | 166.62 | 188.15 | 208.64 | 224.60 | 218.94 | 234.91 | 241.43 | 222.99 | 223.83 | 224.48 | 211.90 | NL |
| 182.89 | 176.57 | 180.79 | 197.19 | 214.03 | 219.39 | 231.09 | 232.33 | 241.98 | 255.89 | 237.29 | 244.20 | 231.72 | A |
| 246.09 | 237.85 | 231.14 | 241.34 | 247.31 | 231.54 | 224.32 | 236.81 | 256.49 | 284.58 | 282.67 | 293.67 | 279.31 | P |
| 306.16 | 311.99 | 322.40 | 331.72 | 325.88 | 317.98 | 303.47 | 285.79 | 277.32 | 272.65 | 275.45 | - | - | FIN |
| 209.55 | 205.65 | 216.46 | 211.01 | 203.68 | 194.59 | 199.85 | 201.35 | 195.78 | 197.12 | 195.54 | 200.58 | 201.89 | S |
| 155.39 | 151.61 | 148.77 | 156.88 | 179.06 | 193.56 | 194.63 | 208.89 | 203.49 | 210.02 | 211.14 | 203.70 | 195.67 | UK |
| | | | | | | | | | | | | | Poulets (vivants - 1er choix) |
| | | | | | | | | | | | | | Prix par 100 kg de poids vif |
| 91.59 | 80.57 | 72.10 | 69.24 | 70.62 | 76.60 | 84.49 | 91.42 | 81.94 | 97.17 | 93.24 | 100.78 | 86.09 | B |
| 62.82 | 63.20 | 63.15 | 63.04 | 62.86 | 62.83 | 60.85 | 61.68 | 61.66 | 61.66 | 63.11 | 63.50 | 65.75 | DK |
| 73.77 | 73.79 | 73.58 | 73.42 | 74.17 | 74.66 | 75.00 | 74.61 | 75.85 | 77.87 | 78.50 | 79.90 | 80.06 | D |
| 119.27 | 118.55 | 116.51 | 117.50 | 115.59 | 115.23 | 116.30 | 117.24 | 118.76 | 120.07 | 125.63 | 120.82 | 120.47 | EL |
| 85.14 | 80.14 | 87.34 | 79.39 | 78.07 | 83.54 | 77.85 | 92.58 | 104.00 | 93.05 | 90.18 | 97.12 | 95.40 | E |
| 68.85 | 68.55 | 68.72 | 68.90 | 69.29 | 69.20 | 69.64 | 71.00 | 71.93 | 72.95 | 73.49 | 73.30 | 73.54 | F |
| 77.12 | 76.23 | 76.00 | 76.52 | 77.62 | 78.01 | 78.18 | 78.88 | 79.95 | 80.58 | 80.62 | 80.21 | 80.88 | IRL |
| 93.60 | 76.15 | 76.27 | 76.43 | 79.11 | 86.43 | 97.95 | 129.68 | 121.69 | 108.92 | 101.82 | 88.49 | 91.76 | I |
| - | - | - | - | - | - | - | - | - | - | - | - | - | L |
| 67.28 | 68.26 | 68.07 | 67.94 | 67.18 | 67.14 | 67.48 | 68.59 | 68.78 | 70.44 | 71.81 | 74.05 | 74.21 | NL |
| 84.80 | 85.25 | 85.01 | 84.61 | 84.30 | 84.25 | 84.56 | 84.12 | 83.86 | 84.21 | 84.33 | 84.26 | 83.88 | A |
| 86.30 | 87.19 | 70.45 | 62.37 | 49.95 | 74.68 | 77.06 | 113.36 | 126.36 | 83.88 | 81.98 | 98.29 | 99.62 | P |
| - | - | - | - | - | - | - | - | - | - | - | - | - | FIN |
| 84.34 | 85.60 | 88.42 | 89.14 | 88.72 | 84.83 | 86.31 | 85.37 | 87.28 | 88.28 | 87.58 | 87.10 | 87.71 | S |
| - | - | - | - | - | - | - | - | - | - | - | - | - | UK |
| | | | | | | | | | | | | | Poulets (classe A - abattus) |
| | | | | | | | | | | | | | Prix par 100 kg de poids abattu |
| - | - | - | - | - | - | - | - | - | - | - | - | - | B |
| - | - | - | - | - | - | - | - | - | - | - | - | - | DK |
| 135.33 | 136.34 | 135.96 | 135.13 | 138.28 | 139.25 | 141.55 | 142.91 | 144.38 | 149.46 | 154.38 | 156.13 | 156.45 | D |
| - | - | - | - | - | - | - | - | - | - | - | - | - | EL |
| 116.56 | 107.73 | 125.27 | 112.62 | 109.67 | 117.53 | 109.33 | 128.42 | 144.18 | 129.65 | 125.88 | 137.12 | 134.62 | E |
| 131.27 | 124.30 | 114.08 | 108.08 | 109.82 | 113.47 | 109.84 | 116.46 | - | - | - | - | - | F |
| - | - | - | - | - | - | - | - | - | - | - | - | - | IRL |
| 142.36 | 117.37 | 120.55 | 123.58 | 120.24 | 126.98 | 141.36 | 195.41 | 176.33 | 153.96 | 150.27 | 135.44 | 133.25 | I |
| - | - | - | - | - | - | - | - | - | - | - | - | - | L |
| - | - | - | - | - | - | - | - | - | - | - | - | - | NL |
| 189.90 | 188.88 | 190.33 | 188.27 | 188.94 | 186.94 | 187.45 | 184.44 | 187.12 | 188.91 | 189.11 | 194.30 | 193.72 | A |
| - | - | - | - | - | - | - | - | - | - | - | - | - | P |
| 114.66 | 114.16 | 114.89 | 114.11 | 112.93 | 111.34 | 112.40 | 112.65 | 113.29 | 115.04 | - | - | - | FIN |
| 178.47 | 184.60 | 189.89 | 194.13 | 193.90 | 190.08 | 197.07 | 201.70 | 201.80 | 203.33 | 203.00 | 198.69 | 196.79 | S |
| 106.57 | 99.99 | 98.91 | 98.88 | 99.25 | 99.86 | - | - | - | - | - | - | - | UK |

**VERKAUFSPREISE
TIERISCHER ERZEUGNISSE**

**SELLING PRICES
OF ANIMAL PRODUCTS**

Landeswährung / National currency / Monnaie nationale (ohne MwSt / excl. VAT / hors TVA)


| | 1995 sep | oct | nov | dec | 1996 jan | feb | mar | apr | mai | jun | jul | aug | sep |
|-------------|---|--------|--------|--------|--|--------|--------|--------|--------|--------|--------|--------|--------|
| 5180 | Kuh-Rohmilch – 3.7 % Fettgehalt | | | | Raw cows' milk – 3.7 % fat content | | | | | | | | |
| | Preise je 100 kg | | | | Prices per 100 kg | | | | | | | | |
| B | 1088.0 | 1112.0 | 1183.0 | 1183.0 | 1183.0 | 1159.0 | 1041.0 | 970.0 | 970.0 | 946.0 | 946.0 | 970.0 | 1041.0 |
| DK | 228.53 | 226.36 | 223.36 | 223.36 | 223.28 | 223.28 | 223.28 | 223.28 | 223.28 | 222.98 | 222.98 | 222.98 | 222.98 |
| D | 55.95 | 56.94 | 57.56 | 57.37 | 56.00 | 55.32 | 54.57 | 54.02 | 53.42 | 53.32 | 53.38 | 53.80 | 54.45 |
| EL | 10408 | 10606 | 10588 | 10652 | 10510 | 10488 | 10460 | 10462 | 10465 | 10421 | 10510 | 10527 | 10463 |
| E | 4347 | 4472 | 4423 | 4436 | 4439 | 4488 | 4517 | 4485 | 4400 | 4452 | 4394 | 4351 | 4299 |
| F | 201.50 | 202.30 | 201.70 | 199.20 | 196.00 | 191.30 | 181.20 | 169.00 | 168.70 | 170.80 | 184.10 | 198.80 | 201.00 |
| IRL | 22.85 | 23.62 | 24.17 | 24.22 | 24.31 | 23.71 | 23.23 | 22.22 | 22.64 | 22.51 | 22.41 | 22.33 | 22.84 |
| I | 68890 | 69442 | 69512 | 69512 | 69376 | 69376 | 69739 | 71282 | 71386 | 71466 | 72013 | 72254 | 72435 |
| L | 1161.0 | 1243.0 | 1281.0 | 1277.0 | 1249.0 | 1228.0 | 1169.0 | 1115.0 | 1062.0 | 1062.0 | 1073.0 | 1104.0 | 1169.0 |
| NL | 63.37 | 65.15 | 66.78 | 67.31 | 66.75 | 66.05 | 64.98 | 63.46 | 62.06 | 61.35 | 60.90 | 60.60 | 61.50 |
| A | 365.00 | 364.00 | 364.00 | 364.00 | 364.00 | 364.00 | 364.00 | 365.00 | 371.00 | 371.00 | 372.00 | 371.00 | 371.00 |
| P | 5804 | 5804 | 5804 | 5804 | 5804 | 5804 | 5804 | 5804 | 5804 | 5804 | 5804 | 5804 | 5804 |
| FIN | - | - | - | - | - | - | - | - | - | - | - | - | - |
| S | 320.80 | 302.90 | 291.30 | 289.70 | 281.60 | 270.90 | 270.00 | 269.00 | 289.00 | 303.00 | 323.00 | 327.00 | 325.00 |
| UK | 25.31 | 25.37 | 24.15 | 24.16 | 23.61 | 23.57 | 24.00 | 22.65 | 21.98 | 23.22 | 25.88 | 25.83 | 25.25 |
| 5185 | Kuh-Rohmilch – realer Fettgehalt | | | | Raw cows' milk – actual fat content | | | | | | | | |
| | Preise je 100 kg | | | | Prices per 100 kg | | | | | | | | |
| B | 1200.0 | 1226.0 | 1304.0 | 1304.0 | 1304.0 | 1278.0 | 1148.0 | 1070.0 | 1070.0 | 1044.0 | 1044.0 | 1070.0 | 1148.0 |
| DK | 241.58 | 247.19 | 249.14 | 248.74 | 245.24 | 243.87 | 243.33 | 238.96 | 235.79 | 234.08 | 235.18 | 232.30 | 239.88 |
| D | 59.43 | 61.03 | 62.54 | 62.20 | 60.55 | 59.69 | 58.56 | 57.25 | 56.22 | 55.20 | 55.45 | 55.80 | 58.02 |
| EL | 9927 | 10116 | 10105 | 10112 | 10158 | 10079 | 10041 | 10028 | 10086 | 10031 | 10117 | 10133 | 10071 |
| E | 4353 | 4417 | 4472 | 4514 | 4515 | 4564 | 4570 | 4493 | 4397 | 4413 | 4359 | 4325 | 4302 |
| F | 209.60 | 213.80 | 216.90 | 214.90 | 206.70 | 202.00 | 190.20 | 176.80 | 177.20 | 175.30 | 187.30 | 201.90 | 211.10 |
| IRL | 23.01 | 24.49 | 25.16 | 24.62 | 24.20 | 23.34 | 22.61 | 21.53 | 21.62 | 21.68 | 21.77 | 22.00 | 22.96 |
| I | 68790 | 69342 | 69412 | 69412 | 69276 | 69276 | 69639 | 71182 | 71286 | 71366 | 71913 | 72154 | 72335 |
| L | 1235.0 | 1334.0 | 1377.0 | 1379.0 | 1337.0 | 1314.0 | 1246.0 | 1167.0 | 1107.0 | 1091.0 | 1095.0 | 1135.0 | 1246.0 |
| NL | 68.03 | 70.58 | 73.06 | 74.52 | 74.09 | 73.19 | 71.62 | 69.60 | 63.46 | 65.61 | 64.49 | 64.20 | 65.80 |
| A | 373.00 | 371.00 | 371.00 | 367.00 | 369.00 | 369.00 | 382.00 | 387.00 | 388.00 | 388.00 | 388.00 | 374.00 | 374.00 |
| P | - | - | - | - | - | - | - | - | - | - | - | - | - |
| FIN | 201.93 | 201.80 | 200.73 | 199.36 | 197.77 | 188.70 | 171.44 | 157.37 | 155.83 | 156.87 | - | - | - |
| S | 335.00 | 320.00 | 310.00 | 306.00 | 295.00 | 282.00 | 281.00 | 280.00 | 300.00 | 314.00 | 332.00 | 335.00 | 340.00 |
| UK | 26.32 | 26.59 | 25.36 | 25.31 | 24.64 | 24.65 | 25.10 | 23.60 | 22.65 | 23.83 | 26.61 | 26.75 | 26.25 |
| 5315 | Frische Eier (gesamtes Land) | | | | Fresh eggs (whole country) | | | | | | | | |
| | Preise je 100 Stück | | | | Prices per 100 items | | | | | | | | |
| B | 130.0 | 138.0 | 131.0 | 170.0 | 171.0 | 208.0 | 224.0 | 170.0 | 139.0 | 139.0 | 145.0 | 143.0 | 146.0 |
| DK | 36.44 | 42.69 | 42.69 | 42.69 | 42.70 | 43.54 | 48.80 | 45.54 | 48.80 | 48.80 | 48.81 | 48.81 | - |
| D | 16.47 | 14.49 | 15.10 | 16.00 | 15.82 | 17.23 | 17.80 | 15.99 | 15.71 | 15.62 | 15.41 | 15.30 | 14.97 |
| EL | 2628 | 2670 | 2809 | 2858 | 2859 | 2811 | 2863 | 3081 | 3087 | 2965 | 2906 | 2932 | 3081 |
| E | 1009 | 1001 | 1023 | 1015 | 1054 | 1103 | 1217 | 1185 | 1095 | 1075 | 1107 | 1105 | 1104 |
| F | 27.24 | 28.63 | 28.92 | 31.42 | 30.95 | 34.76 | 35.57 | 30.85 | 28.87 | 29.13 | 29.99 | 29.98 | 30.20 |
| IRL | 3.89 | 3.94 | 4.04 | 4.17 | 4.15 | 4.33 | 4.57 | 4.48 | 4.48 | 4.52 | 4.55 | 4.55 | 4.57 |
| I | 13547 | 13800 | 14120 | 14190 | 14713 | 15587 | 16723 | 15800 | 14700 | 14272 | 14100 | 14150 | 14277 |
| L | 273.6 | 264.2 | 292.5 | 249.2 | 330.2 | 330.2 | 367.9 | 311.3 | 292.5 | 292.5 | 301.9 | 314.2 | 301.9 |
| NL | 8.90 | 8.60 | 8.70 | 10.50 | 10.00 | 12.20 | 13.00 | 10.00 | 9.00 | 9.00 | 9.40 | 9.40 | 10.20 |
| A | 66.00 | 68.00 | 71.00 | 75.00 | 78.00 | 84.00 | 86.00 | 77.00 | 74.00 | 74.00 | 72.00 | 74.00 | 75.00 |
| P | 1041 | 1145 | 1107 | 1099 | 1139 | 1133 | 1362 | 1342 | 1032 | 977 | 983 | 1058 | 1069 |
| FIN | 19.72 | 19.78 | 19.65 | 19.72 | 25.36 | 25.54 | 25.79 | 25.85 | 26.10 | 26.29 | 26.54 | - | - |
| S | 44.42 | 44.35 | 44.16 | 44.80 | 45.06 | 46.66 | 48.38 | 48.25 | 50.10 | 49.21 | 47.81 | 48.13 | 47.55 |
| UK | 2.77 | 2.80 | 2.81 | 3.10 | 3.09 | 3.14 | 3.38 | 3.33 | 3.28 | 3.27 | 3.28 | 3.34 | 3.43 |

D: Einschliesslich der fünf neuen Länder
D: Including the five new Länder
D: Les cinq nouveaux Länder inclus

PRIX DE VENTE DES PRODUITS ANIMAUX

ECU (ohne MwSt / excl. VAT / hors TVA)

| 1995 sep | oct | nov | dec | 1996 jan | feb | mar | apr | mai | jun | jul | aug | sep | |
|--|-------|-------|-------|-------------|-------|-------|-------|-------|-------|-------|-------|-------|-----|
| Lait cru de vache – 3.7 % de matières grasses | | | | | | | | | | | | | |
| Prix par 100 kg | | | | | | | | | | | | | |
| 28.07 | 28.90 | 30.68 | 30.62 | 30.49 | 29.84 | 26.75 | 24.81 | 24.68 | 24.03 | 24.03 | 24.75 | 26.45 | B |
| 31.28 | 31.17 | 30.73 | 30.68 | 30.58 | 30.56 | 30.53 | 30.40 | 30.26 | 30.22 | 30.26 | 30.32 | 30.29 | DK |
| 29.69 | 30.44 | 30.69 | 30.52 | 29.67 | 29.29 | 28.82 | 28.38 | 27.94 | 27.86 | 27.94 | 28.28 | 28.49 | D |
| 34.24 | 34.49 | 34.20 | 34.30 | 33.83 | 33.61 | 33.80 | 34.20 | 34.51 | 34.43 | 34.80 | 34.63 | 34.44 | EL |
| 26.87 | 27.60 | 27.44 | 27.75 | 27.90 | 28.20 | 28.34 | 28.26 | 27.58 | 27.58 | 27.23 | 26.97 | 26.69 | E |
| 31.01 | 30.97 | 31.18 | 30.76 | 30.32 | 29.45 | 27.95 | 26.17 | 26.08 | 26.33 | 28.45 | 30.61 | 30.89 | F |
| 28.19 | 28.82 | 29.34 | 29.55 | 29.80 | 29.11 | 28.51 | 27.51 | 28.40 | 28.46 | 28.28 | 28.04 | 28.98 | IRL |
| 33.10 | 32.71 | 32.95 | 33.43 | 33.91 | 34.24 | 34.81 | 36.02 | 36.75 | 36.98 | 37.12 | 37.12 | 37.55 | I |
| 29.95 | 32.31 | 33.22 | 33.05 | 32.19 | 31.62 | 30.04 | 28.51 | 27.03 | 26.98 | 27.26 | 28.17 | 29.71 | L |
| 30.02 | 31.10 | 31.79 | 31.98 | 31.58 | 31.23 | 30.66 | 29.82 | 29.04 | 28.62 | 28.40 | 28.40 | 28.70 | NL |
| 27.54 | 27.66 | 27.58 | 27.52 | 27.42 | 27.40 | 27.34 | 27.27 | 27.58 | 27.55 | 27.66 | 27.71 | 27.59 | A |
| 29.56 | 29.47 | 29.50 | 29.45 | 29.64 | 29.56 | 29.62 | 29.70 | 29.54 | 29.45 | 29.54 | 29.71 | 29.73 | P |
| - | - | - | - | - | - | - | - | - | - | - | - | - | FIN |
| 34.87 | 33.54 | 33.36 | 33.50 | 32.40 | 30.56 | 31.28 | 31.67 | 34.08 | 36.20 | 38.28 | 38.49 | 38.57 | S |
| 30.59 | 30.28 | 28.51 | 28.52 | 27.97 | 28.10 | 28.61 | 27.16 | 26.72 | 28.58 | 31.65 | 31.20 | 31.03 | UK |
| Lait cru de vache – teneur réelle en matières grasses | | | | | | | | | | | | | |
| Prix par 100 kg | | | | | | | | | | | | | |
| 30.96 | 31.86 | 33.82 | 33.75 | 33.61 | 32.91 | 29.50 | 27.36 | 27.23 | 26.52 | 26.52 | 27.30 | 29.17 | B |
| 33.06 | 34.04 | 34.28 | 34.16 | 33.59 | 33.38 | 33.27 | 32.54 | 31.95 | 31.72 | 31.92 | 31.59 | 32.59 | DK |
| 31.54 | 32.63 | 33.34 | 33.09 | 32.08 | 31.60 | 30.93 | 30.08 | 29.41 | 28.85 | 29.02 | 29.33 | 30.36 | D |
| 32.66 | 32.90 | 32.64 | 32.56 | 32.70 | 32.30 | 32.44 | 32.78 | 33.26 | 33.15 | 33.49 | 33.33 | 33.15 | EL |
| 26.91 | 27.26 | 27.75 | 28.23 | 28.38 | 28.68 | 28.67 | 28.31 | 27.56 | 27.34 | 27.01 | 26.81 | 26.70 | E |
| 32.26 | 32.73 | 33.53 | 33.18 | 31.97 | 31.10 | 29.34 | 27.38 | 27.39 | 27.03 | 28.94 | 31.08 | 32.44 | F |
| 28.39 | 29.89 | 30.54 | 30.04 | 29.66 | 28.65 | 27.75 | 26.66 | 27.12 | 27.41 | 27.48 | 27.62 | 29.13 | IRL |
| 33.05 | 32.66 | 32.90 | 33.38 | 33.86 | 34.19 | 34.76 | 35.97 | 36.70 | 36.93 | 37.07 | 37.07 | 37.49 | I |
| 31.86 | 34.67 | 35.71 | 35.69 | 34.46 | 33.83 | 32.02 | 29.84 | 28.17 | 27.72 | 27.82 | 28.96 | 31.66 | L |
| 32.23 | 33.69 | 34.78 | 35.41 | 35.05 | 34.61 | 33.79 | 32.70 | 29.69 | 30.61 | 30.07 | 30.09 | 30.71 | NL |
| 28.14 | 28.19 | 28.11 | 27.75 | 27.80 | 27.78 | 28.69 | 28.91 | 28.84 | 28.81 | 28.85 | 27.94 | 27.81 | A |
| - | - | - | - | - | - | - | - | - | - | - | - | - | P |
| 35.84 | 35.77 | 35.75 | 35.27 | 34.46 | 32.17 | 29.07 | 26.30 | 26.27 | 26.81 | - | - | - | FIN |
| 36.41 | 35.44 | 35.50 | 35.38 | 33.95 | 31.81 | 32.55 | 32.97 | 35.38 | 37.51 | 39.34 | 39.43 | 40.35 | S |
| 31.81 | 31.73 | 29.94 | 29.87 | 29.19 | 29.38 | 29.92 | 28.30 | 27.53 | 29.33 | 32.54 | 32.31 | 32.25 | UK |
| Oeufs frais (ensemble pays) | | | | | | | | | | | | | |
| Prix par 100 pièces | | | | | | | | | | | | | |
| 3.35 | 3.59 | 3.40 | 4.40 | 4.41 | 5.36 | 5.76 | 4.35 | 3.54 | 3.53 | 3.68 | 3.65 | 3.71 | B |
| 4.99 | 5.88 | 5.87 | 5.86 | 5.85 | 5.96 | 6.67 | 6.20 | 6.61 | 6.61 | 6.62 | 6.64 | - | DK |
| 8.74 | 7.75 | 8.05 | 8.51 | 8.38 | 9.12 | 9.40 | 8.40 | 8.22 | 8.16 | 8.06 | 8.04 | 7.83 | D |
| 8.65 | 8.68 | 9.07 | 9.20 | 9.20 | 9.01 | 9.25 | 10.07 | 10.18 | 9.80 | 9.62 | 9.64 | 10.14 | EL |
| 6.24 | 6.18 | 6.35 | 6.35 | 6.62 | 6.93 | 7.64 | 7.47 | 6.86 | 6.66 | 6.86 | 6.85 | 6.85 | E |
| 4.19 | 4.38 | 4.47 | 4.85 | 4.79 | 5.35 | 5.49 | 4.78 | 4.46 | 4.49 | 4.63 | 4.62 | 4.64 | F |
| 4.80 | 4.81 | 4.90 | 5.09 | 5.09 | 5.32 | 5.61 | 5.55 | 5.62 | 5.71 | 5.74 | 5.71 | 5.80 | IRL |
| 6.51 | 6.50 | 6.69 | 6.82 | 7.19 | 7.69 | 8.35 | 7.98 | 7.57 | 7.39 | 7.27 | 7.27 | 7.40 | I |
| 7.06 | 6.87 | 7.59 | 6.45 | 8.51 | 8.50 | 9.45 | 7.96 | 7.44 | 7.43 | 7.67 | 8.01 | 7.67 | L |
| 4.22 | 4.11 | 4.14 | 4.99 | 4.73 | 5.77 | 6.13 | 4.70 | 4.21 | 4.20 | 4.38 | 4.41 | 4.76 | NL |
| 4.98 | 5.17 | 5.38 | 5.67 | 5.88 | 6.32 | 6.46 | 5.75 | 5.50 | 5.49 | 5.35 | 5.53 | 5.58 | A |
| 5.30 | 5.81 | 5.63 | 5.58 | 5.82 | 5.77 | 6.95 | 6.87 | 5.25 | 4.96 | 5.00 | 5.42 | 5.48 | P |
| 3.50 | 3.51 | 3.50 | 3.49 | 4.42 | 4.35 | 4.37 | 4.32 | 4.40 | 4.49 | 4.55 | - | - | FIN |
| 4.83 | 4.91 | 5.06 | 5.18 | 5.19 | 5.26 | 5.61 | 5.68 | 5.91 | 5.88 | 5.67 | 5.67 | 5.64 | S |
| 3.35 | 3.34 | 3.32 | 3.66 | 3.66 | 3.74 | 4.02 | 3.99 | 3.99 | 4.02 | 4.01 | 4.04 | 4.21 | UK |



**Monatliche Einkaufspreise
landwirtschaftlicher Betriebsmittel**

**Monthly purchase prices of the
means of agricultural production**

**Prix d'achat mensuels des
moyens de production agricole**

EINKAUFSPREISE LANDWIRTSCHAFTLICHER BETRIEBSMITTEL

PURCHASE PRICES OF THE MEANS OF AGRICULTURAL PRODUCTION

Landeswährung / National currency / Monnaie nationale (ohne MwSt / excl. VAT / hors TVA)

| | 1995 sep | oct | nov | dec | 1996 jan | feb | mar | apr | mai | jun | jul | aug | sep |
|-------------|----------------------------------|--------|--------|--------|-----------------------------------|--------|--------|--------|--------|--------|--------|--------|--------|
| 8052 | Futtermittel: Weizenkleie | | | | Feedingstuffs : Wheat bran | | | | | | | | |
| | Preise je 100 kg | | | | Prices per 100 kg | | | | | | | | |
| B | 715.0 | 717.0 | 735.0 | 775.0 | 787.0 | 783.8 | 786.3 | 793.0 | 836.3 | 810.0 | 727.5 | 743.3 | 754.0 |
| DK | - | - | - | - | - | - | - | - | - | - | - | - | - |
| D | 23.65 | 24.15 | 23.95 | 23.60 | 24.05 | 25.55 | 25.20 | 27.40 | 27.20 | 26.15 | 26.95 | 26.60 | 28.10 |
| EL | 5045 | 5059 | 5053 | 5029 | 5193 | 5261 | 5323 | 5334 | 5356 | 5356 | 5347 | 5381 | 5325 |
| E | 2798 | 2806 | 2791 | 2716 | 2801 | 2875 | 2957 | 2947 | 2927 | 2925 | 2855 | 2827 | 2834 |
| F | 138.31 | 138.31 | 138.31 | 138.31 | - | - | - | - | - | - | - | - | - |
| IRL | 28.96 | 28.98 | 28.53 | 29.03 | 28.91 | 29.14 | 29.19 | 27.41 | 29.35 | 28.48 | 30.04 | 30.01 | 27.91 |
| I | 30706 | 29841 | 32045 | 33844 | 34249 | 31605 | 32037 | 33628 | 32995 | 29283 | 29097 | 29452 | 28169 |
| L | - | - | - | - | - | - | - | - | - | - | - | - | - |
| NL | - | - | - | - | - | - | - | - | - | - | - | - | - |
| A | 135.00 | 120.00 | 120.00 | 120.00 | 120.00 | 120.00 | 120.00 | 130.00 | 132.50 | 132.50 | 132.50 | 145.00 | 145.00 |
| P | - | - | - | - | - | - | - | - | - | - | - | - | - |
| FIN | - | - | - | - | - | - | - | - | - | - | - | - | - |
| S | 126.00 | 123.00 | 122.00 | 122.00 | 122.20 | 123.20 | 123.90 | 130.00 | 132.00 | 132.00 | 135.00 | 136.00 | 133.00 |
| UK | 13.34 | 13.34 | 13.34 | 13.97 | 14.84 | 15.19 | 15.19 | 15.01 | 15.26 | 15.26 | 14.11 | 13.72 | 13.72 |
| 8043 | Futtermittel: Gerste | | | | Feedingstuffs: Barley | | | | | | | | |
| | Preise je 100 kg | | | | Prices per 100 kg | | | | | | | | |
| B | 696.3 | 700.0 | 720.0 | 715.0 | 719.0 | 716.3 | 707.5 | 726.0 | 746.3 | 723.8 | 705.0 | 686.7 | 688.0 |
| DK | 102.30 | 106.42 | 99.27 | 101.33 | 108.86 | 108.88 | 111.71 | 110.07 | 115.52 | 115.83 | 112.85 | 104.89 | 103.22 |
| D | 22.90 | 23.15 | 24.25 | 25.80 | 27.90 | 25.05 | 27.90 | 27.85 | 27.90 | 28.50 | 26.20 | 25.30 | 25.10 |
| EL | 5427 | 5431 | 5451 | 5453 | 5536 | 5783 | 5824 | 5832 | 5883 | 5853 | 5883 | 5870 | 5858 |
| E | 2678 | 2700 | 2734 | 2770 | 2789 | 2823 | 2782 | 2748 | 2659 | 2499 | 2455 | 2468 | 2462 |
| F | 119.62 | 120.41 | 121.89 | 123.09 | - | - | - | - | - | - | - | - | - |
| IRL | - | - | - | - | - | - | - | - | - | - | - | - | - |
| I | 36565 | 36589 | 37020 | 37000 | 36636 | 36273 | 36788 | 37693 | 37013 | 35590 | 34160 | 33782 | 32778 |
| L | 560.0 | 560.0 | 560.0 | 560.0 | 580.0 | 600.0 | 600.0 | 600.0 | 600.0 | 560.0 | 560.0 | 540.0 | 540.0 |
| NL | 30.10 | 30.50 | 31.30 | 31.70 | 31.70 | 31.60 | 31.10 | 32.10 | 33.30 | 31.80 | 30.80 | 29.80 | 30.10 |
| A | 170.50 | 173.50 | 177.00 | 182.50 | 186.50 | 188.50 | 187.00 | 187.00 | 187.00 | - | 189.50 | 192.50 | 192.50 |
| P | - | - | - | - | - | - | - | - | - | - | - | - | - |
| FIN | 67.80 | 71.90 | 73.30 | 74.70 | 76.00 | 77.70 | 78.80 | 78.10 | 77.80 | 78.10 | 77.60 | - | - |
| S | - | - | - | - | - | - | - | - | - | - | - | - | - |
| UK | 16.14 | 16.18 | 15.97 | 16.21 | 16.53 | 16.53 | 16.40 | 16.40 | 16.62 | 16.44 | 16.44 | 16.24 | 16.04 |
| 8045 | Futtermittel: Mais | | | | Feedingstuffs: Maize | | | | | | | | |
| | Preise je 100 kg | | | | Prices per 100 kg | | | | | | | | |
| B | 903.8 | 833.0 | 836.3 | 835.0 | 835.0 | 827.5 | 821.3 | 868.0 | 908.8 | 898.8 | 870.0 | 856.7 | 865.0 |
| DK | - | - | - | - | - | - | - | - | - | - | - | - | - |
| D | 35.70 | 28.20 | 29.50 | 30.35 | 31.85 | 31.40 | 33.05 | 32.00 | 34.80 | 37.05 | 33.60 | 33.00 | 39.05 |
| EL | 7036 | 6951 | 6921 | 6937 | 6988 | 6873 | 6928 | 6910 | 7019 | 7019 | 7093 | 7089 | 6815 |
| E | 3125 | 3054 | 3040 | 3067 | 3075 | 3073 | 3050 | 3055 | 3082 | 3082 | 3141 | 3132 | 3065 |
| F | 157.05 | 148.45 | 147.40 | 148.01 | - | - | - | - | - | - | - | - | - |
| IRL | - | - | - | - | - | - | - | - | - | - | - | - | - |
| I | 42432 | 40181 | 40940 | 40070 | 37561 | 37537 | 37531 | 37664 | 38413 | 37420 | 37415 | 37493 | 35348 |
| L | 680.0 | 680.0 | 680.0 | 680.0 | 700.0 | 720.0 | 725.0 | 725.0 | 725.0 | 720.0 | 720.0 | 720.0 | 720.0 |
| NL | 39.40 | 36.40 | 37.80 | 38.00 | 37.50 | 36.70 | 36.90 | 39.80 | 41.80 | 40.70 | 39.20 | 39.30 | 39.30 |
| A | - | 205.50 | 202.50 | 206.50 | 210.00 | 210.00 | 210.00 | 215.00 | 217.50 | 217.50 | 217.50 | 217.50 | 217.50 |
| P | - | - | - | - | - | - | - | - | - | - | - | - | - |
| FIN | - | - | - | - | - | - | - | - | - | - | - | - | - |
| S | - | - | - | - | - | - | - | - | - | - | - | - | - |
| UK | 23.80 | 24.00 | 23.60 | 23.60 | 24.00 | 24.01 | 24.01 | 24.01 | 23.49 | 13.97 | 24.33 | 24.29 | 24.29 |

D: Einschliesslich der fünf neuen Länder
D: Including the five new Länder
D: Les cinq nouveaux Länder inclus

PRIX D'ACHAT DES MOYENS DE PRODUCTION AGRICOLE

ECU (ohne MwSt / excl. VAT / hors TVA)

| 1995 sep | oct | nov | dec | 1996 jan | feb | mar | apr | mai | jun | jul | aug | sep | |
|-------------|-------|-------|-------|-------------|-------|-------|-------|-------|-------|-------|-------|-------|-----------------------------|
| | | | | | | | | | | | | | Aliments: Son de blé |
| | | | | | | | | | | | | | Prix par 100 kg |
| 18.45 | 18.63 | 19.06 | 20.06 | 20.28 | 20.18 | 20.21 | 20.28 | 21.28 | 20.58 | 18.48 | 18.96 | 19.16 | B |
| - | - | - | - | - | - | - | - | - | - | - | - | - | DK |
| 12.55 | 12.91 | 12.77 | 12.56 | 12.74 | 13.53 | 13.31 | 14.40 | 14.23 | 13.67 | 14.10 | 13.98 | 14.70 | D |
| 16.60 | 16.45 | 16.32 | 16.20 | 16.72 | 16.86 | 17.20 | 17.44 | 17.66 | 17.70 | 17.70 | 17.70 | 17.53 | EL |
| 17.30 | 17.32 | 17.32 | 16.99 | 17.60 | 18.06 | 18.55 | 18.57 | 18.34 | 18.12 | 17.69 | 17.52 | 17.59 | E |
| 21.28 | 21.17 | 21.38 | 21.36 | - | - | - | - | - | - | - | - | - | F |
| 35.73 | 35.37 | 34.64 | 35.42 | 35.44 | 35.78 | 35.83 | 33.94 | 36.82 | 36.00 | 37.91 | 37.68 | 35.42 | IRL |
| 14.75 | 14.06 | 15.19 | 16.27 | 16.74 | 15.60 | 15.99 | 16.99 | 16.99 | 15.15 | 15.00 | 15.13 | 14.60 | I |
| - | - | - | - | - | - | - | - | - | - | - | - | - | L |
| - | - | - | - | - | - | - | - | - | - | - | - | - | NL |
| 10.19 | 9.12 | 9.09 | 9.07 | 9.04 | 9.03 | 9.01 | 9.71 | 9.85 | 9.84 | 9.85 | 10.83 | 10.78 | A |
| - | - | - | - | - | - | - | - | - | - | - | - | - | P |
| - | - | - | - | - | - | - | - | - | - | - | - | - | FIN |
| 13.69 | 13.62 | 13.97 | 14.11 | 14.06 | 13.90 | 14.35 | 15.31 | 15.57 | 15.77 | 16.00 | 16.01 | 15.79 | S |
| 16.12 | 15.92 | 15.75 | 16.49 | 17.58 | 18.11 | 18.10 | 18.00 | 18.55 | 18.78 | 17.25 | 16.57 | 16.86 | UK |
| | | | | | | | | | | | | | Aliments: Orge |
| | | | | | | | | | | | | | Prix par 100 kg |
| 17.96 | 18.19 | 18.67 | 18.51 | 18.53 | 18.44 | 18.18 | 18.57 | 18.99 | 18.39 | 17.91 | 17.52 | 17.48 | B |
| 14.00 | 14.65 | 13.66 | 13.92 | 14.91 | 14.90 | 15.27 | 14.99 | 15.65 | 15.70 | 15.32 | 14.26 | 14.02 | DK |
| 12.15 | 12.38 | 12.93 | 13.73 | 14.78 | 13.26 | 14.74 | 14.63 | 14.59 | 14.89 | 13.71 | 13.30 | 13.13 | D |
| 17.85 | 17.66 | 17.60 | 17.56 | 17.82 | 18.53 | 18.82 | 19.07 | 19.40 | 19.34 | 19.48 | 19.31 | 19.28 | EL |
| 16.56 | 16.67 | 16.96 | 17.33 | 17.53 | 17.74 | 17.45 | 17.31 | 16.66 | 15.48 | 15.21 | 15.30 | 15.28 | E |
| 18.41 | 18.43 | 18.84 | 19.01 | - | - | - | - | - | - | - | - | - | F |
| - | - | - | - | - | - | - | - | - | - | - | - | - | IRL |
| 17.57 | 17.23 | 17.55 | 17.79 | 17.91 | 17.90 | 18.37 | 19.05 | 19.06 | 18.42 | 17.61 | 17.36 | 16.99 | I |
| 14.45 | 14.55 | 14.52 | 14.50 | 14.95 | 15.45 | 15.42 | 15.34 | 15.27 | 14.23 | 14.23 | 13.78 | 13.72 | L |
| 14.26 | 14.56 | 14.90 | 15.06 | 15.00 | 14.94 | 14.67 | 15.08 | 15.58 | 14.84 | 14.36 | 13.97 | 14.05 | NL |
| 12.86 | 13.18 | 13.41 | 13.80 | 14.05 | 14.19 | 14.04 | 13.97 | 13.90 | - | 14.09 | 14.38 | 14.31 | A |
| - | - | - | - | - | - | - | - | - | - | - | - | - | P |
| 12.03 | 12.75 | 13.06 | 13.22 | 13.24 | 13.25 | 13.36 | 13.05 | 13.12 | 13.35 | 13.32 | - | - | FIN |
| - | - | - | - | - | - | - | - | - | - | - | - | - | S |
| 19.50 | 19.31 | 18.85 | 19.13 | 19.58 | 19.70 | 19.55 | 19.66 | 20.20 | 20.24 | 20.11 | 19.62 | 19.71 | UK |
| | | | | | | | | | | | | | Aliments: Maïs |
| | | | | | | | | | | | | | Prix par 100 kg |
| 23.32 | 21.65 | 21.69 | 21.61 | 21.52 | 21.31 | 21.11 | 22.20 | 23.13 | 22.83 | 22.10 | 21.86 | 21.98 | B |
| - | - | - | - | - | - | - | - | - | - | - | - | - | DK |
| 18.95 | 15.08 | 15.73 | 16.15 | 16.87 | 16.63 | 17.46 | 16.81 | 18.20 | 19.36 | 17.58 | 17.35 | 20.43 | D |
| 23.15 | 22.61 | 22.35 | 22.34 | 22.50 | 22.02 | 22.39 | 22.59 | 23.15 | 23.19 | 23.48 | 23.32 | 22.43 | EL |
| 19.32 | 18.85 | 18.86 | 19.18 | 19.33 | 19.31 | 19.14 | 19.25 | 19.32 | 19.09 | 19.46 | 19.41 | 19.03 | E |
| 24.17 | 22.72 | 22.78 | 22.85 | - | - | - | - | - | - | - | - | - | F |
| - | - | - | - | - | - | - | - | - | - | - | - | - | IRL |
| 20.39 | 18.93 | 19.40 | 19.27 | 18.36 | 18.53 | 18.74 | 19.03 | 19.78 | 19.36 | 19.29 | 19.26 | 18.32 | I |
| 17.54 | 17.67 | 17.64 | 17.60 | 18.04 | 18.54 | 18.63 | 18.54 | 18.45 | 18.29 | 18.29 | 18.37 | 18.30 | L |
| 18.67 | 17.38 | 17.99 | 18.06 | 17.74 | 17.35 | 17.41 | 18.70 | 19.56 | 18.99 | 18.28 | 18.42 | 18.34 | NL |
| - | 15.61 | 15.34 | 15.61 | 15.82 | 15.81 | 15.77 | 16.06 | 16.17 | 16.15 | 16.17 | 16.25 | 16.17 | A |
| - | - | - | - | - | - | - | - | - | - | - | - | - | P |
| - | - | - | - | - | - | - | - | - | - | - | - | - | FIN |
| - | - | - | - | - | - | - | - | - | - | - | - | - | S |
| 28.76 | 28.64 | 27.86 | 27.85 | 28.43 | 28.62 | 28.61 | 28.78 | 28.56 | 17.19 | 29.75 | 29.34 | 29.84 | UK |

**EINKAUFSPREISE LANDWIRTSCHAFTLICHER
BETRIEBSMITTEL**

**PURCHASE PRICES OF THE MEANS OF
AGRICULTURAL PRODUCTION**

Landeswährung / National currency / Monnaie nationale (ohne MwSt / excl. VAT / hors TVA)

| | 1995 sep | oct | nov | dec | 1996 jan | feb | mar | apr | mai | jun | jul | aug | sep |
|-------------|--|--------|--------|--------|--|--------|--------|--------|--------|--------|--------|--------|--------|
| 8079 | Sojaextraktionsschrot (getoastet) | | | | Toasted extracted soyabean meal | | | | | | | | |
| | Preise je 100 kg | | | | Prices per 100 kg | | | | | | | | |
| B | 813.8 | 822.0 | 865.0 | 957.5 | 996.0 | 973.8 | 953.8 | 1016.0 | 1061.3 | 1022.5 | 1015.0 | 996.7 | 1077.0 |
| DK | 130.13 | 130.30 | 128.46 | 129.57 | 133.95 | 130.96 | 135.29 | 134.52 | 139.21 | 137.51 | 139.19 | 140.91 | 143.54 |
| D | 35.80 | 36.90 | 38.00 | 40.90 | 44.60 | 45.50 | 45.20 | 46.00 | 48.80 | 48.40 | 47.90 | 46.90 | - |
| EL | - | - | - | - | - | - | - | - | - | - | - | - | - |
| E | - | - | - | - | - | - | - | - | - | - | - | - | - |
| F | 140.27 | 142.74 | 146.22 | 151.79 | - | - | - | - | - | - | - | - | - |
| IRL | - | - | - | - | - | - | - | - | - | - | - | - | - |
| I | 40294 | 40908 | 41616 | 42491 | 44135 | 43394 | 43144 | 44322 | 43681 | 43794 | 44375 | 45263 | 47200 |
| L | - | - | - | - | - | - | - | - | - | - | - | - | - |
| NL | 35.90 | 35.80 | 37.60 | 42.60 | 44.60 | 42.60 | 42.60 | 46.90 | 48.70 | 47.10 | 46.30 | 47.40 | 49.90 |
| A | 280.00 | 270.00 | 300.00 | 355.00 | 370.00 | 355.00 | 350.00 | 385.00 | 380.00 | 370.00 | 355.00 | 385.00 | 390.00 |
| P | - | - | - | - | - | - | - | - | - | - | - | - | - |
| FIN | - | - | - | - | - | - | - | - | - | - | - | - | - |
| S | 194.00 | 194.00 | 196.00 | 199.00 | 214.30 | 222.20 | 223.20 | 225.00 | 233.00 | 230.00 | 230.00 | 232.00 | 237.00 |
| UK | 20.73 | 20.83 | 21.82 | 21.99 | 22.69 | 23.30 | 23.08 | 23.08 | 23.55 | 23.41 | 23.24 | 23.25 | 23.25 |
| 8125 | Fischmehl | | | | Fish meal | | | | | | | | |
| | Preise je 100 kg | | | | Prices per 100 kg | | | | | | | | |
| B | 1814.8 | 1839.5 | 1924.0 | 2009.8 | 2027.4 | 2037.8 | 2032.6 | 2031.3 | 2031.3 | 2093.7 | 2092.4 | 2088.5 | 2109.9 |
| DK | 378.38 | 387.93 | 343.60 | 397.40 | 406.20 | 414.72 | 418.78 | 422.58 | 423.54 | 444.14 | 434.93 | 438.47 | 442.22 |
| D | 91.30 | 93.10 | 96.40 | 107.30 | 114.20 | 116.80 | 117.70 | 115.60 | 115.70 | 114.20 | 112.10 | 110.10 | - |
| EL | - | - | - | - | - | - | - | - | - | - | - | - | - |
| E | 6127 | 6110 | 6390 | 6557 | 6755 | 6994 | 6979 | 7373 | 7365 | 7097 | 7221 | 7481 | 7454 |
| F | - | - | - | - | - | - | - | - | - | - | - | - | - |
| IRL | - | - | - | - | - | - | - | - | - | - | - | - | - |
| I | 103650 | 105600 | 106613 | 111542 | 121883 | 123583 | 120700 | 120067 | 118883 | 124517 | 117817 | 123639 | 121742 |
| L | - | - | - | - | - | - | - | - | - | - | - | - | - |
| NL | 86.50 | 87.10 | 99.50 | 107.90 | 112.40 | 114.40 | 111.80 | 108.60 | 90.20 | 103.40 | 99.50 | 96.20 | 101.40 |
| A | 625.00 | 620.00 | 755.00 | 780.00 | 795.00 | 735.00 | 760.00 | 715.00 | 705.00 | 700.00 | 650.00 | 695.00 | 705.00 |
| P | - | - | - | - | - | - | - | - | - | - | - | - | - |
| FIN | - | - | - | - | - | - | - | - | - | - | - | - | - |
| S | - | - | - | - | - | - | - | - | - | - | - | - | - |
| UK | 40.58 | 40.99 | 42.28 | 43.92 | 47.79 | 49.26 | 48.74 | 48.72 | 48.17 | 47.76 | 46.46 | 45.41 | 45.21 |
| 8153 | Diffusionsschnitzel - getrocknet | | | | Dried sugar beet pulp | | | | | | | | |
| | Preise je 100 kg | | | | Prices per 100 kg | | | | | | | | |
| B | 747.5 | 678.0 | 693.8 | 685.0 | 693.0 | 691.3 | 685.0 | 683.0 | 695.0 | 666.3 | 643.8 | 621.7 | 624.0 |
| DK | - | - | - | - | - | - | - | - | - | - | - | - | - |
| D | 32.25 | 23.40 | 24.10 | 23.80 | 23.60 | 27.90 | 26.20 | 27.95 | 25.35 | 29.30 | 28.25 | 32.35 | 28.90 |
| EL | 3417 | 3573 | 3573 | 3573 | 3573 | 3616 | 3616 | 3662 | 3662 | 3632 | 3632 | 3641 | 3641 |
| E | 2587 | 2687 | 2620 | 2669 | 2733 | 2812 | 2823 | 2779 | 2764 | 2756 | 2850 | 2837 | 2714 |
| F | 82.00 | 85.13 | 91.26 | 90.40 | 90.68 | 85.82 | 81.04 | 82.07 | - | - | - | - | - |
| IRL | 12.40 | 12.55 | 12.60 | 12.60 | 12.60 | 12.60 | 12.60 | 12.60 | 12.80 | 12.80 | 12.80 | 12.80 | 11.00 |
| I | 39110 | 35210 | 37065 | 37065 | 32475 | 32475 | 32475 | 33612 | 33825 | 33800 | 33120 | 33250 | 31010 |
| L | - | - | - | - | - | - | - | - | - | - | - | - | - |
| NL | 43.30 | 41.30 | 39.20 | 39.50 | 40.20 | 40.60 | 40.80 | 41.30 | 41.90 | 42.60 | 41.60 | 41.70 | 40.80 |
| A | 173.50 | 175.00 | 175.00 | 178.00 | 190.00 | 200.00 | 200.00 | 200.00 | 205.00 | 210.00 | 210.00 | 190.00 | 190.00 |
| P | - | - | - | - | - | - | - | - | - | - | - | - | - |
| FIN | - | - | - | - | - | - | - | - | - | - | - | - | - |
| S | - | - | - | - | - | - | - | - | - | - | - | - | - |
| UK | 14.48 | 14.19 | 14.19 | 14.19 | 14.19 | 14.59 | 14.59 | 14.79 | 14.79 | 14.99 | 14.99 | 14.99 | 14.99 |

D: 8153 DIFFUSIONSSCHNITZEL, GETROCKNET: Einschliesslich der fünf neuen Länder

D: 8153 DRIED SUGAR BEET PULP: Including the five new Länder

D: 8153 PULPES SECHES DE BETTERAVES SUCRIERES: Les cinq nouveaux Länder inclus

PRIX D'ACHAT DES MOYENS DE PRODUCTION AGRICOLE

ECU (ohne MwSt / excl. VAT / hors TVA)

| 1995 sep | oct | nov | dec | 1996 jan | feb | mar | apr | mai | jun | jul | aug | sep | |
|-------------|-------|-------|-------|-------------|-------|-------|-------|-------|-------|-------|-------|-------|---|
| | | | | | | | | | | | | | Tourteaux d'extraction de soja cuit |
| | | | | | | | | | | | | | Prix par 100 kg |
| 21.00 | 21.36 | 22.43 | 24.78 | 25.67 | 25.07 | 24.51 | 25.98 | 27.01 | 25.97 | 25.79 | 25.43 | 27.37 | B |
| 17.81 | 17.94 | 17.67 | 17.80 | 18.35 | 17.93 | 18.50 | 18.32 | 18.86 | 18.64 | 18.89 | 19.16 | 19.50 | DK |
| 19.00 | 19.73 | 20.26 | 21.76 | 23.63 | 24.09 | 23.87 | 24.17 | 25.53 | 25.29 | 25.07 | 24.65 | - | D |
| - | - | - | - | - | - | - | - | - | - | - | - | - | EL |
| - | - | - | - | - | - | - | - | - | - | - | - | - | E |
| 21.59 | 21.85 | 22.60 | 23.44 | - | - | - | - | - | - | - | - | - | F |
| - | - | - | - | - | - | - | - | - | - | - | - | - | IRL |
| 19.36 | 19.27 | 19.73 | 20.43 | 21.57 | 21.42 | 21.54 | 22.40 | 22.49 | 22.66 | 22.88 | 23.26 | 24.47 | I |
| - | - | - | - | - | - | - | - | - | - | - | - | - | L |
| 17.01 | 17.09 | 17.90 | 20.24 | 21.10 | 20.14 | 20.10 | 22.03 | 22.79 | 21.97 | 21.59 | 22.21 | 23.29 | NL |
| 21.13 | 20.51 | 22.73 | 26.84 | 27.87 | 26.73 | 26.29 | 28.76 | 28.25 | 27.47 | 26.40 | 28.76 | 29.00 | A |
| - | - | - | - | - | - | - | - | - | - | - | - | - | P |
| - | - | - | - | - | - | - | - | - | - | - | - | - | FIN |
| 21.09 | 21.48 | 22.45 | 23.01 | 24.66 | 25.07 | 25.86 | 26.49 | 27.48 | 27.48 | 27.26 | 27.31 | 28.13 | S |
| 25.05 | 24.86 | 25.77 | 25.95 | 26.88 | 27.77 | 27.51 | 27.68 | 28.62 | 28.81 | 28.42 | 28.08 | 28.56 | UK |
| | | | | | | | | | | | | | Farine de poisson |
| | | | | | | | | | | | | | Prix par 100 kg |
| 46.82 | 47.81 | 49.90 | 52.02 | 52.26 | 52.47 | 52.23 | 51.95 | 51.69 | 53.19 | 53.16 | 53.28 | 53.62 | B |
| 51.79 | 53.41 | 47.27 | 54.58 | 55.63 | 56.77 | 57.26 | 57.54 | 57.40 | 60.19 | 59.03 | 59.62 | 60.08 | DK |
| 48.45 | 49.78 | 51.40 | 57.08 | 60.50 | 61.84 | 62.17 | 60.74 | 60.52 | 59.68 | 58.67 | 57.88 | - | D |
| - | - | - | - | - | - | - | - | - | - | - | - | - | EL |
| 37.88 | 37.71 | 39.65 | 41.01 | 42.46 | 43.94 | 43.79 | 46.45 | 46.16 | 43.97 | 44.74 | 46.37 | 46.27 | E |
| - | - | - | - | - | - | - | - | - | - | - | - | - | F |
| - | - | - | - | - | - | - | - | - | - | - | - | - | IRL |
| 49.80 | 49.74 | 50.53 | 53.64 | 59.58 | 60.99 | 60.26 | 60.68 | 61.21 | 64.44 | 60.74 | 63.53 | 63.10 | I |
| - | - | - | - | - | - | - | - | - | - | - | - | - | L |
| 40.98 | 41.58 | 47.37 | 51.27 | 53.18 | 54.09 | 52.75 | 51.02 | 42.20 | 48.24 | 46.40 | 45.08 | 47.33 | NL |
| 47.16 | 47.11 | 57.21 | 58.98 | 59.89 | 55.34 | 57.08 | 53.41 | 52.41 | 51.98 | 48.34 | 51.92 | 52.43 | A |
| - | - | - | - | - | - | - | - | - | - | - | - | - | P |
| - | - | - | - | - | - | - | - | - | - | - | - | - | FIN |
| - | - | - | - | - | - | - | - | - | - | - | - | - | S |
| 49.04 | 48.92 | 49.91 | 51.83 | 56.62 | 58.72 | 58.09 | 58.41 | 58.55 | 58.78 | 56.82 | 54.85 | 55.55 | UK |
| | | | | | | | | | | | | | Pulpes séchées de betteraves sucrières |
| | | | | | | | | | | | | | Prix par 100 kg |
| 19.28 | 17.62 | 17.99 | 17.73 | 17.86 | 17.80 | 17.60 | 17.47 | 17.69 | 16.93 | 16.36 | 15.86 | 15.86 | B |
| - | - | - | - | - | - | - | - | - | - | - | - | - | DK |
| 17.12 | 12.51 | 12.85 | 12.66 | 12.50 | 14.77 | 13.84 | 14.68 | 13.26 | 15.31 | 14.78 | 17.01 | 15.12 | D |
| 11.24 | 11.62 | 11.54 | 11.51 | 11.50 | 11.59 | 11.68 | 11.97 | 12.08 | 12.00 | 12.02 | 11.98 | 11.98 | EL |
| 15.99 | 16.59 | 16.26 | 16.69 | 17.18 | 17.67 | 17.71 | 17.51 | 17.32 | 17.07 | 17.66 | 17.59 | 16.85 | E |
| 12.62 | 13.03 | 14.11 | 13.96 | 14.03 | 13.21 | 12.50 | 12.71 | - | - | - | - | - | F |
| 15.30 | 15.32 | 15.30 | 15.37 | 15.45 | 15.47 | 15.46 | 15.60 | 16.06 | 16.18 | 16.16 | 16.07 | 13.96 | IRL |
| 18.79 | 16.59 | 17.57 | 17.82 | 15.87 | 16.03 | 16.21 | 16.99 | 17.41 | 17.49 | 17.07 | 17.08 | 16.07 | I |
| - | - | - | - | - | - | - | - | - | - | - | - | - | L |
| 20.51 | 19.72 | 18.66 | 18.77 | 19.02 | 19.20 | 19.25 | 19.40 | 19.60 | 19.87 | 19.40 | 19.54 | 19.04 | NL |
| 13.09 | 13.30 | 13.26 | 13.46 | 14.31 | 15.06 | 15.02 | 14.94 | 15.24 | 15.59 | 15.62 | 14.19 | 14.13 | A |
| - | - | - | - | - | - | - | - | - | - | - | - | - | P |
| - | - | - | - | - | - | - | - | - | - | - | - | - | FIN |
| - | - | - | - | - | - | - | - | - | - | - | - | - | S |
| 17.50 | 16.94 | 16.75 | 16.75 | 16.81 | 17.39 | 17.39 | 17.73 | 17.98 | 18.45 | 18.33 | 18.11 | 18.42 | UK |

**EINKAUFSPREISE LANDWIRTSCHAFTLICHER
BETRIEBSMITTEL**

**PURCHASE PRICES OF THE MEANS OF
AGRICULTURAL PRODUCTION**

Landeswahrung / National currency / Monnaie nationale (ohne MwSt / excl. VAT / hors TVA)

| | 1995 sep | oct | nov | dec | 1996 jan | feb | mar | apr | mai | jun | jul | aug | sep |
|-------------|--|--------|--------|--------|---|--------|--------|--------|--------|--------|--------|--------|--------|
| 8233 | Erganzungsfutter fur die Kalberaufzucht | | | | Complementary feed for rearing calves | | | | | | | | |
| | Preise je 100 kg | | | | Prices per 100 kg | | | | | | | | |
| B | 1049.0 | 1032.9 | 1040.1 | 1054.4 | 1061.9 | 1073.6 | 1073.6 | 1083.7 | 1112.6 | 1120.8 | 1119.9 | 1107.6 | 1105.8 |
| DK | 132.70 | 133.68 | 135.07 | 134.43 | 137.10 | 136.70 | 137.81 | 140.55 | 141.07 | 139.68 | 142.41 | 140.32 | 140.16 |
| D | 35.80 | 35.60 | 35.30 | 35.90 | 36.50 | 37.20 | 37.10 | 37.50 | 38.30 | 40.40 | 40.70 | 40.60 | 40.10 |
| EL | 7624 | 7648 | 7648 | 7702 | 7954 | 8012 | 8088 | 8233 | 8261 | 8261 | 8299 | 8328 | 8337 |
| E | 4087 | 4102 | 4078 | 4123 | 4153 | 4184 | 4150 | 4174 | 4168 | 4115 | 4193 | 4154 | 4241 |
| F | - | - | - | - | - | - | - | - | - | - | - | - | - |
| IRL | 19.11 | 20.80 | 20.90 | 20.53 | 20.73 | 20.83 | - | 21.05 | 21.06 | 21.43 | 21.43 | 21.63 | 20.70 |
| I | 51662 | 51543 | 51452 | 52298 | 53380 | 53152 | 53152 | 53107 | 53998 | 54475 | 54385 | 54220 | 53610 |
| L | 1125.0 | 1125.0 | 1125.0 | 1125.0 | 1145.0 | 1145.0 | 1145.0 | 1145.0 | 1145.0 | 1145.0 | 1145.0 | 1145.0 | 1155.0 |
| NL | 46.40 | 46.40 | 46.60 | 46.90 | 47.30 | 47.90 | 48.30 | 48.80 | 49.40 | 50.00 | 50.30 | 50.30 | 50.10 |
| A | 386.00 | 386.00 | 386.00 | 386.00 | 395.00 | 395.00 | 395.00 | 395.00 | 400.00 | 409.00 | 409.00 | 409.00 | 418.00 |
| P | - | - | - | - | - | - | - | - | - | - | - | - | - |
| FIN | - | - | - | - | - | - | - | - | - | - | - | - | - |
| S | - | - | - | - | - | - | - | - | - | - | - | - | - |
| UK | - | - | - | - | - | - | - | - | - | - | - | - | - |
| 8263 | Erganzungsfutter fur die Rindermast (Sackware) | | | | Complementary feed for cattle fattening (in sacks) | | | | | | | | |
| | Preise je 100 kg | | | | Prices per 100 kg | | | | | | | | |
| B | 922.9 | 918.0 | 924.2 | 938.3 | 945.7 | 958.1 | 957.7 | 966.4 | 975.6 | 998.2 | 995.6 | 983.7 | 982.0 |
| DK | 136.46 | 137.41 | 137.78 | 138.23 | 138.55 | 139.65 | 140.11 | 140.77 | 144.90 | 144.56 | 144.59 | 145.42 | 146.56 |
| D | 29.30 | 29.45 | 30.75 | 29.65 | 29.00 | 31.10 | 30.70 | 31.60 | 32.05 | 33.10 | 33.00 | 33.45 | 33.45 |
| EL | - | - | - | - | - | - | - | - | - | - | - | - | - |
| E | 3640 | 3666 | 3674 | 3718 | 3753 | 3736 | 3733 | 3810 | 3797 | 3759 | 3779 | 3778 | 3843 |
| F | 151.49 | 152.15 | 153.04 | 154.32 | - | - | - | - | - | - | - | - | - |
| IRL | 16.40 | 16.51 | 16.59 | 16.85 | 17.06 | 17.18 | 17.20 | 17.19 | 17.44 | 17.63 | 17.70 | 17.54 | 17.26 |
| I | 48611 | 48533 | 48622 | 49444 | 50524 | 49936 | 49936 | 50102 | 51031 | 51004 | 51227 | 50755 | 50750 |
| L | 990.0 | 990.0 | 990.0 | 990.0 | 970.0 | 970.0 | 970.0 | 970.0 | 970.0 | 970.0 | 970.0 | 970.0 | 1010.0 |
| NL | - | - | - | - | - | - | - | - | - | - | - | - | - |
| A | 465.00 | 465.00 | 465.00 | 465.00 | 465.00 | 465.00 | 465.00 | 465.00 | 465.00 | 474.00 | 474.00 | 474.00 | 484.00 |
| P | - | - | - | - | - | - | - | - | - | - | - | - | - |
| FIN | - | - | - | - | - | - | - | - | - | - | - | - | - |
| S | - | - | - | - | - | - | - | - | - | - | - | - | - |
| UK | - | - | - | - | - | - | - | - | - | - | - | - | - |
| 8254 | Erganzungsfutter fur Milchvieh (Aufstallung) (Sackware) | | | | Complementary feed for dairy cattle (stall fed) (in sacks) | | | | | | | | |
| | Preise je 100 kg | | | | Prices per 100 kg | | | | | | | | |
| B | 924.0 | 923.4 | 930.2 | 944.6 | 952.9 | 969.5 | 969.5 | 979.0 | 1015.3 | 1023.3 | 1022.3 | 1009.2 | 1008.7 |
| DK | - | - | - | - | - | - | - | - | - | - | - | - | - |
| D | - | - | - | - | - | - | - | - | - | - | - | - | - |
| EL | 7649 | 7681 | 7671 | 7717 | 7887 | 7907 | 7993 | 8139 | 8139 | 8139 | 8139 | 8139 | 8166 |
| E | 3660 | 3689 | 3779 | 3735 | 3767 | 3764 | 3762 | 3841 | 3831 | 3826 | 3839 | 3828 | 3863 |
| F | 137.65 | 138.03 | 139.46 | 140.93 | - | - | - | - | - | - | - | - | - |
| IRL | 16.65 | 16.80 | 16.94 | 17.08 | 17.28 | 17.43 | 17.56 | 17.48 | 17.80 | 17.95 | 18.09 | 18.03 | 17.94 |
| I | 49384 | 49166 | 49384 | 49722 | 50003 | 50122 | 50372 | 50997 | 51456 | 52069 | 51913 | 51705 | 50440 |
| L | 965.0 | 965.0 | 965.0 | 885.0 | 885.0 | 885.0 | 885.0 | 885.0 | 895.0 | 895.0 | 895.0 | 895.0 | 955.0 |
| NL | 39.50 | 39.70 | 40.20 | 40.60 | 37.50 | 37.90 | 38.50 | 39.00 | 39.50 | 40.10 | 40.30 | 38.70 | 39.90 |
| A | 318.00 | 318.00 | 318.00 | 318.00 | 336.00 | 336.00 | 336.00 | 336.00 | 336.00 | 345.00 | 345.00 | 345.00 | 359.00 |
| P | - | - | - | - | - | - | - | - | - | - | - | - | - |
| FIN | - | - | - | - | - | - | - | - | - | - | - | - | - |
| S | - | - | - | - | - | - | - | - | - | - | - | - | - |
| UK | - | - | - | - | - | - | - | - | - | - | - | - | - |

D: Einschliesslich der funf neuen Lander
D: Including the five new Lander
D: Les cinq nouveaux Lander inclus

PRIX D'ACHAT DES MOYENS DE PRODUCTION AGRICOLE

ECU (ohne MwSt / excl. VAT / hors TVA)

| 1995 sep | oct | nov | dec | 1996 jan | feb | mar | apr | mai | jun | jul | aug | sep | |
|-------------|-------|-------|-------|-------------|-------|-------|-------|-------|-------|-------|-------|-------|--|
| | | | | | | | | | | | | | Complémentaire pour veaux d'élevage |
| | | | | | | | | | | | | | Prix par 100 kg |
| 27.06 | 26.84 | 26.97 | 27.29 | 27.37 | 27.64 | 27.59 | 27.71 | 28.31 | 28.47 | 28.45 | 28.26 | 28.10 | B |
| 18.16 | 18.41 | 18.58 | 18.46 | 18.78 | 18.71 | 18.84 | 19.14 | 19.12 | 18.93 | 19.33 | 19.08 | 19.04 | DK |
| 19.00 | 19.03 | 18.82 | 19.10 | 19.34 | 19.70 | 19.60 | 19.70 | 20.04 | 21.11 | 21.30 | 21.34 | 20.98 | D |
| 25.08 | 24.87 | 24.70 | 24.80 | 25.61 | 25.67 | 26.13 | 26.91 | 27.24 | 27.30 | 27.48 | 27.39 | 27.44 | EL |
| 25.27 | 25.32 | 25.30 | 25.79 | 26.10 | 26.29 | 26.04 | 26.30 | 26.12 | 25.49 | 25.98 | 25.75 | 26.33 | E |
| - | - | - | - | - | - | - | - | - | - | - | - | - | F |
| 23.58 | 25.38 | 25.37 | 25.05 | 25.41 | 25.57 | - | 26.07 | 26.42 | 27.09 | 27.05 | 27.16 | 26.27 | IRL |
| 24.82 | 24.28 | 24.39 | 25.15 | 26.09 | 26.23 | 26.53 | 26.84 | 27.80 | 28.19 | 28.04 | 27.86 | 27.79 | I |
| 29.02 | 29.24 | 29.18 | 29.12 | 29.51 | 29.48 | 29.42 | 29.28 | 29.14 | 29.09 | 29.09 | 29.21 | 29.35 | L |
| 21.98 | 22.15 | 22.18 | 22.28 | 22.38 | 22.65 | 22.79 | 22.93 | 23.11 | 23.33 | 23.46 | 23.57 | 23.38 | NL |
| 29.12 | 29.33 | 29.25 | 29.19 | 29.76 | 29.74 | 29.67 | 29.51 | 29.74 | 30.37 | 30.41 | 30.55 | 31.08 | A |
| - | - | - | - | - | - | - | - | - | - | - | - | - | P |
| - | - | - | - | - | - | - | - | - | - | - | - | - | FIN |
| - | - | - | - | - | - | - | - | - | - | - | - | - | S |
| - | - | - | - | - | - | - | - | - | - | - | - | - | UK |
| | | | | | | | | | | | | | Complémentaire pour bovins à l'engrais (en sacs) |
| | | | | | | | | | | | | | Prix par 100 kg |
| 23.81 | 23.86 | 23.97 | 24.29 | 24.38 | 24.67 | 24.61 | 24.71 | 24.83 | 25.36 | 25.29 | 25.10 | 24.95 | B |
| 18.68 | 18.92 | 18.96 | 18.98 | 18.98 | 19.11 | 19.16 | 19.17 | 19.64 | 19.59 | 19.63 | 19.77 | 19.91 | DK |
| 15.55 | 15.75 | 16.39 | 15.77 | 15.36 | 16.47 | 16.21 | 16.60 | 16.77 | 17.30 | 17.27 | 17.58 | 17.50 | D |
| - | - | - | - | - | - | - | - | - | - | - | - | - | EL |
| 22.50 | 22.63 | 22.79 | 23.25 | 23.59 | 23.47 | 23.42 | 24.00 | 23.80 | 23.29 | 23.42 | 23.42 | 23.86 | E |
| 23.31 | 23.29 | 23.66 | 23.83 | - | - | - | - | - | - | - | - | - | F |
| 20.23 | 20.15 | 20.14 | 20.56 | 20.91 | 21.09 | 21.11 | 21.29 | 21.88 | 22.29 | 22.34 | 22.02 | 21.90 | IRL |
| 23.35 | 22.86 | 23.05 | 23.78 | 24.70 | 24.64 | 24.93 | 25.32 | 26.27 | 26.39 | 26.41 | 26.08 | 26.31 | I |
| 25.54 | 25.73 | 25.68 | 25.63 | 25.00 | 24.97 | 24.93 | 24.81 | 24.68 | 24.64 | 24.64 | 24.75 | 25.67 | L |
| - | - | - | - | - | - | - | - | - | - | - | - | - | NL |
| 35.08 | 35.33 | 35.23 | 35.16 | 35.03 | 35.01 | 34.92 | 34.74 | 34.57 | 35.20 | 35.25 | 35.41 | 35.99 | A |
| - | - | - | - | - | - | - | - | - | - | - | - | - | P |
| - | - | - | - | - | - | - | - | - | - | - | - | - | FIN |
| - | - | - | - | - | - | - | - | - | - | - | - | - | S |
| - | - | - | - | - | - | - | - | - | - | - | - | - | UK |
| | | | | | | | | | | | | | Complémentaire pour vaches laitières (en stabulation) (en sacs) |
| | | | | | | | | | | | | | Prix par 100 kg |
| 23.84 | 24.00 | 24.12 | 24.45 | 24.56 | 24.96 | 24.91 | 25.04 | 25.84 | 26.00 | 25.97 | 25.75 | 25.63 | B |
| - | - | - | - | - | - | - | - | - | - | - | - | - | DK |
| - | - | - | - | - | - | - | - | - | - | - | - | - | D |
| 25.16 | 24.98 | 24.77 | 24.85 | 25.39 | 25.34 | 25.83 | 26.61 | 26.84 | 26.89 | 26.95 | 26.77 | 26.88 | EL |
| 22.63 | 22.77 | 23.45 | 23.36 | 23.68 | 23.65 | 23.60 | 24.20 | 24.01 | 23.70 | 23.79 | 23.73 | 23.98 | E |
| 21.18 | 21.13 | 21.56 | 21.76 | - | - | - | - | - | - | - | - | - | F |
| 20.54 | 20.50 | 20.57 | 20.84 | 21.18 | 21.40 | 21.55 | 21.65 | 22.33 | 22.69 | 22.83 | 22.64 | 22.76 | IRL |
| 23.72 | 23.16 | 23.41 | 23.91 | 24.44 | 24.74 | 25.15 | 25.77 | 26.49 | 26.95 | 26.76 | 26.57 | 26.15 | I |
| 24.90 | 25.08 | 25.03 | 22.91 | 22.81 | 22.79 | 22.74 | 22.63 | 22.78 | 22.74 | 22.74 | 22.83 | 24.27 | L |
| 18.71 | 18.95 | 19.14 | 19.29 | 17.74 | 17.92 | 18.17 | 18.32 | 18.48 | 18.71 | 18.79 | 18.14 | 18.62 | NL |
| 23.99 | 24.16 | 24.09 | 24.04 | 25.31 | 25.30 | 25.23 | 25.10 | 24.98 | 25.62 | 25.66 | 25.77 | 26.70 | A |
| - | - | - | - | - | - | - | - | - | - | - | - | - | P |
| - | - | - | - | - | - | - | - | - | - | - | - | - | FIN |
| - | - | - | - | - | - | - | - | - | - | - | - | - | S |
| - | - | - | - | - | - | - | - | - | - | - | - | - | UK |

**EINKAUFSPREISE LANDWIRTSCHAFTLICHER
BETRIEBSMITTEL**

**PURCHASE PRICES OF THE MEANS OF
AGRICULTURAL PRODUCTION**

Landeswährung / National currency / Monnaie nationale (ohne MwSt / excl. VAT / hors TVA)

| | 1995 sep | oct | nov | dec | 1996 jan | feb | mar | apr | mai | jun | jul | aug | sep |
|-------------|--|--------|--------|--------|---|--------|--------|--------|--------|--------|--------|--------|--------|
| 8288 | Alleinfutter für die Ferkelaufzucht (Sackware) | | | | Complete feed for rearing piglets (in sacks) | | | | | | | | |
| | Preise je 100 kg | | | | Prices per 100 kg | | | | | | | | |
| B | 1210.1 | 1215.3 | 1222.5 | 1235.2 | 1242.6 | 1255.3 | 1254.6 | 1271.5 | 1294.8 | 1300.4 | 1299.6 | 1290.3 | 1282.6 |
| DK | 136.21 | 135.73 | 136.51 | 136.34 | 136.90 | 137.79 | 137.73 | 139.33 | 139.00 | 139.43 | 141.24 | 142.94 | 144.45 |
| D | - | - | - | - | - | - | - | - | - | - | - | - | - |
| EL | 10035 | 10098 | 10098 | 10128 | 10128 | 10128 | 10128 | 12243 | 12443 | 12443 | 12443 | 12394 | 12562 |
| E | 5387 | 5419 | 5412 | 5460 | 5442 | 5515 | 5583 | 5547 | 5438 | 5391 | 5367 | 5273 | 5386 |
| F | 166.57 | 166.27 | 168.00 | 168.87 | - | - | - | - | - | - | - | - | - |
| IRL | 19.64 | 19.59 | 19.74 | 19.75 | 19.88 | 20.13 | 20.18 | 20.46 | 21.05 | 21.13 | 21.13 | 21.24 | 21.26 |
| I | 62858 | 63725 | 64292 | 62775 | 62908 | 63992 | 63992 | 64325 | 64933 | 64950 | 65367 | 64750 | 64400 |
| L | 1315.0 | 1315.0 | 1315.0 | 1315.0 | 1335.0 | 1335.0 | 1335.0 | 1335.0 | 1335.0 | 1335.0 | 1335.0 | 1335.0 | 1395.0 |
| NL | 60.20 | 60.20 | 60.50 | 61.00 | 61.60 | 62.00 | 62.60 | 63.00 | 63.50 | 64.10 | 64.20 | 63.70 | 63.20 |
| A | 414.00 | 414.00 | 414.00 | 414.00 | 423.00 | 423.00 | 423.00 | 423.00 | 427.00 | 436.00 | 436.00 | 436.00 | 445.00 |
| P | - | - | - | - | - | - | - | - | - | - | - | - | - |
| FIN | - | - | - | - | - | - | - | - | - | - | - | - | - |
| S | - | - | - | - | - | - | - | - | - | - | - | - | - |
| UK | - | - | - | - | - | - | - | - | - | - | - | - | - |
| 8296 | Alleinfutter für die Schweinemast (Sackware) | | | | Complete feed for fattening pigs (in sacks) | | | | | | | | |
| | Preise je 100 kg | | | | Prices per 100 kg | | | | | | | | |
| B | 896.0 | 899.4 | 907.1 | 922.7 | 930.2 | 940.9 | 940.1 | 958.2 | 986.6 | 994.8 | 994.0 | 984.7 | 976.7 |
| DK | 132.90 | 132.84 | 133.53 | 133.44 | 134.16 | 134.95 | 135.73 | 136.63 | 136.76 | 137.35 | 138.05 | 140.91 | 142.39 |
| D | - | - | - | - | - | - | - | - | - | - | - | - | - |
| EL | 8914 | 8941 | 8941 | 8941 | 8951 | 9039 | 9091 | 9277 | 9356 | 9356 | 9356 | 9356 | 9359 |
| E | 3753 | 3779 | 3775 | 3826 | 3842 | 3861 | 3922 | 3943 | 3949 | 3910 | 3897 | 3859 | 3958 |
| F | - | - | - | - | - | - | - | - | - | - | - | - | - |
| IRL | 19.86 | 19.89 | 19.87 | 20.13 | 20.38 | 20.43 | 20.01 | 20.55 | 21.01 | 21.03 | 20.79 | 21.16 | 21.11 |
| I | 50311 | 50150 | 50817 | 51594 | 51900 | 52150 | 52039 | 52539 | 52833 | 53211 | 52933 | 52800 | 52700 |
| L | 1025.0 | 1025.0 | 1025.0 | 1025.0 | 1045.0 | 1045.0 | 1045.0 | 1045.0 | 1045.0 | 1045.0 | 1045.0 | 1045.0 | 1085.0 |
| NL | 43.80 | 43.90 | 44.10 | 44.50 | 45.30 | 45.80 | 46.30 | 46.60 | 46.90 | 47.40 | 47.50 | 47.30 | 47.20 |
| A | 327.00 | 327.00 | 327.00 | 327.00 | 350.00 | 350.00 | 350.00 | 350.00 | 359.00 | 368.00 | 368.00 | 368.00 | 377.00 |
| P | - | - | - | - | - | - | - | - | - | - | - | - | - |
| FIN | - | - | - | - | - | - | - | - | - | - | - | - | - |
| S | - | - | - | - | - | - | - | - | - | - | - | - | - |
| UK | - | - | - | - | - | - | - | - | - | - | - | - | - |
| 8307 | Alleinfutter für Küken der ersten Tage (Sackware) | | | | Baby chick feed (in sacks) | | | | | | | | |
| | Preise je 100 kg | | | | Prices per 100 kg | | | | | | | | |
| B | 1259.0 | 1259.0 | 1263.8 | 1278.1 | 1285.0 | 1294.0 | 1294.0 | 1307.5 | 1338.3 | 1346.6 | 1347.6 | 1340.0 | 1335.6 |
| DK | - | - | - | - | - | - | - | - | - | - | - | - | - |
| D | - | - | - | - | - | - | - | - | - | - | - | - | - |
| EL | 9873 | 10006 | 10057 | 10099 | 9862 | 9849 | 9894 | 10104 | 10146 | 10146 | 10146 | 10152 | 10190 |
| E | - | - | - | - | - | - | - | - | - | - | - | - | - |
| F | 193.33 | 193.51 | 194.21 | 194.88 | - | - | - | - | - | - | - | - | - |
| IRL | 23.10 | 22.96 | 23.17 | 23.53 | 23.34 | 23.61 | 23.61 | 23.47 | 23.90 | 23.94 | 24.01 | 24.01 | 23.93 |
| I | 66822 | 66458 | 66455 | 66091 | 66900 | 67111 | 67293 | 67315 | 67990 | 67730 | 67812 | 67707 | 67495 |
| L | 1365.0 | 1365.0 | 1365.0 | 1365.0 | 1365.0 | 1365.0 | 1365.0 | 1365.0 | 1365.0 | 1365.0 | 1365.0 | 1365.0 | 1440.0 |
| NL | 49.40 | 49.50 | 49.70 | 50.00 | 50.70 | 51.30 | 51.50 | 51.80 | 52.40 | 53.00 | 53.40 | 53.30 | 53.20 |
| A | 500.00 | 500.00 | 500.00 | 500.00 | 500.00 | 500.00 | 500.00 | 500.00 | 509.00 | 518.00 | 518.00 | 518.00 | 527.00 |
| P | - | - | - | - | - | - | - | - | - | - | - | - | - |
| FIN | - | - | - | - | - | - | - | - | - | - | - | - | - |
| S | - | - | - | - | - | - | - | - | - | - | - | - | - |
| UK | - | - | - | - | - | - | - | - | - | - | - | - | - |

PRIX D'ACHAT DES MOYENS DE PRODUCTION AGRICOLE

ECU (ohne MwSt / excl. VAT / hors TVA)

| 1995 sep | oct | nov | dec | 1996 jan | feb | mar | apr | mai | jun | jul | aug | sep | |
|-------------|-------|-------|-------|-------------|-------|-------|-------|-------|-------|-------|-------|-------|--|
| | | | | | | | | | | | | | Complet pour porcelets d'élevage (en sacs) Prix par 100 kg |
| 31.22 | 31.59 | 31.71 | 31.97 | 32.03 | 32.32 | 32.24 | 32.52 | 32.95 | 33.03 | 33.02 | 32.92 | 32.59 | B |
| 18.64 | 18.69 | 18.78 | 18.72 | 18.75 | 18.86 | 18.83 | 18.97 | 18.84 | 18.90 | 19.17 | 19.44 | 19.62 | DK |
| - | - | - | - | - | - | - | - | - | - | - | - | - | D |
| 33.01 | 32.84 | 32.61 | 32.62 | 32.60 | 32.45 | 32.73 | 40.02 | 41.03 | 41.12 | 41.19 | 40.77 | 41.35 | EL |
| 33.30 | 33.45 | 33.58 | 34.15 | 34.20 | 34.65 | 35.03 | 34.95 | 34.08 | 33.40 | 33.25 | 32.69 | 33.43 | E |
| 25.63 | 25.45 | 25.97 | 26.07 | - | - | - | - | - | - | - | - | - | F |
| 24.23 | 23.91 | 23.96 | 24.10 | 24.37 | 24.71 | 24.77 | 25.34 | 26.40 | 26.71 | 26.67 | 26.67 | 26.98 | IRL |
| 30.20 | 30.02 | 30.47 | 30.19 | 30.75 | 31.58 | 31.95 | 32.51 | 33.43 | 33.61 | 33.70 | 33.27 | 33.38 | I |
| 33.93 | 34.18 | 34.10 | 34.04 | 34.41 | 34.37 | 34.31 | 34.14 | 33.97 | 33.91 | 33.92 | 34.06 | 35.45 | L |
| 28.52 | 28.74 | 28.80 | 28.98 | 29.14 | 29.32 | 29.54 | 29.60 | 29.71 | 29.90 | 29.94 | 29.85 | 29.50 | NL |
| 31.24 | 31.45 | 31.37 | 31.30 | 31.87 | 31.85 | 31.77 | 31.60 | 31.74 | 32.38 | 32.42 | 32.57 | 33.09 | A |
| - | - | - | - | - | - | - | - | - | - | - | - | - | P |
| - | - | - | - | - | - | - | - | - | - | - | - | - | FIN |
| - | - | - | - | - | - | - | - | - | - | - | - | - | S |
| - | - | - | - | - | - | - | - | - | - | - | - | - | UK |
| | | | | | | | | | | | | | Complet pour porcs à l'engrais (en sacs) Prix par 100 kg |
| 23.12 | 23.38 | 23.53 | 23.88 | 23.98 | 24.23 | 24.16 | 24.50 | 25.11 | 25.27 | 25.25 | 25.12 | 24.82 | B |
| 18.19 | 18.29 | 18.37 | 18.33 | 18.37 | 18.47 | 18.56 | 18.60 | 18.53 | 18.61 | 18.74 | 19.16 | 19.34 | DK |
| - | - | - | - | - | - | - | - | - | - | - | - | - | D |
| 29.32 | 29.08 | 28.88 | 28.79 | 28.82 | 28.96 | 29.37 | 30.33 | 30.85 | 30.92 | 30.97 | 30.78 | 30.81 | EL |
| 23.20 | 23.33 | 23.42 | 23.93 | 24.15 | 24.26 | 24.61 | 24.84 | 24.75 | 24.22 | 24.15 | 23.92 | 24.57 | E |
| - | - | - | - | - | - | - | - | - | - | - | - | - | F |
| 24.50 | 24.27 | 24.12 | 24.56 | 24.98 | 25.08 | 24.56 | 25.45 | 26.35 | 26.58 | 26.24 | 26.57 | 26.79 | IRL |
| 24.17 | 23.62 | 24.09 | 24.81 | 25.37 | 25.74 | 25.98 | 26.55 | 27.20 | 27.54 | 27.29 | 27.13 | 27.32 | I |
| 26.44 | 26.64 | 26.58 | 26.53 | 26.93 | 26.91 | 26.85 | 26.72 | 26.59 | 26.55 | 26.55 | 26.66 | 27.57 | L |
| 20.75 | 20.96 | 20.99 | 21.14 | 21.43 | 21.66 | 21.85 | 21.89 | 21.94 | 22.11 | 22.15 | 22.17 | 22.03 | NL |
| 24.67 | 24.84 | 24.78 | 24.72 | 26.37 | 26.35 | 26.29 | 26.15 | 26.69 | 27.33 | 27.37 | 27.49 | 28.03 | A |
| - | - | - | - | - | - | - | - | - | - | - | - | - | P |
| - | - | - | - | - | - | - | - | - | - | - | - | - | FIN |
| - | - | - | - | - | - | - | - | - | - | - | - | - | S |
| - | - | - | - | - | - | - | - | - | - | - | - | - | UK |
| | | | | | | | | | | | | | Complet pour poussins des premiers jours (en sacs) Prix par 100 kg |
| 32.48 | 32.72 | 32.78 | 33.08 | 33.12 | 33.32 | 33.25 | 33.44 | 34.06 | 34.21 | 34.24 | 34.19 | 33.94 | B |
| - | - | - | - | - | - | - | - | - | - | - | - | - | DK |
| - | - | - | - | - | - | - | - | - | - | - | - | - | D |
| 32.48 | 32.54 | 32.48 | 32.52 | 31.75 | 31.56 | 31.97 | 33.03 | 33.46 | 33.53 | 33.59 | 33.39 | 33.54 | EL |
| - | - | - | - | - | - | - | - | - | - | - | - | - | E |
| 29.75 | 29.62 | 30.02 | 30.09 | - | - | - | - | - | - | - | - | - | F |
| 28.50 | 28.02 | 28.13 | 28.71 | 28.61 | 28.99 | 28.98 | 29.06 | 29.98 | 30.26 | 30.30 | 30.15 | 30.37 | IRL |
| 32.10 | 31.30 | 31.50 | 31.78 | 32.70 | 33.12 | 33.59 | 34.02 | 35.00 | 35.05 | 34.96 | 34.79 | 34.99 | I |
| 35.22 | 35.48 | 35.40 | 35.33 | 35.18 | 35.15 | 35.08 | 34.91 | 34.74 | 34.68 | 34.68 | 34.83 | 36.59 | L |
| 23.40 | 23.63 | 23.66 | 23.76 | 23.99 | 24.26 | 24.30 | 24.34 | 24.52 | 24.73 | 24.90 | 24.98 | 24.83 | NL |
| 37.72 | 37.99 | 37.89 | 37.80 | 37.67 | 37.64 | 37.55 | 37.35 | 37.84 | 38.46 | 38.52 | 38.70 | 39.19 | A |
| - | - | - | - | - | - | - | - | - | - | - | - | - | P |
| - | - | - | - | - | - | - | - | - | - | - | - | - | FIN |
| - | - | - | - | - | - | - | - | - | - | - | - | - | S |
| - | - | - | - | - | - | - | - | - | - | - | - | - | UK |

**EINKAUFSPREISE LANDWIRTSCHAFTLICHER
BETRIEBSMITTEL**

**PURCHASE PRICES OF THE MEANS OF
AGRICULTURAL PRODUCTION**

Landeswährung / National currency / Monnaie nationale (ohne MwSt / excl. VAT / hors TVA)

| | 1995 sep | oct | nov | dec | 1996 jan | feb | mar | apr | mai | jun | jul | aug | sep |
|-------------|--|--------|--------|--------|-------------|--------|--------|---|--------|--------|--------|--------|--------|
| 8327 | Alleinfutter für die Endmast von Geflügel (Sackware) Preise je 100 kg | | | | | | | Complete feed for broiler production (in sacks) Prices per 100 kg | | | | | |
| B | 1236.5 | 1227.7 | 1232.8 | 1247.1 | 1254.4 | 1263.3 | 1263.3 | 1269.1 | 1301.1 | 1312.6 | 1313.2 | 1305.5 | 1303.9 |
| DK | - | - | - | - | - | - | - | - | - | - | - | - | - |
| D | - | - | - | - | - | - | - | - | - | - | - | - | - |
| EL | 8205 | 8212 | 8210 | 8215 | 8327 | 8345 | 8410 | 8554 | 8673 | 8673 | 8673 | 8695 | 8704 |
| E | 4378 | 4371 | 4435 | 4446 | 4471 | 4497 | 4486 | 4550 | 4599 | 4546 | 4533 | 4528 | 4646 |
| F | - | - | - | - | - | - | - | - | - | - | - | - | - |
| IRL | - | - | - | - | - | - | - | - | - | - | - | - | - |
| I | 62449 | 62449 | 62444 | 62631 | 63259 | 63396 | 63646 | 63678 | 64405 | 64298 | 64410 | 64140 | 64173 |
| L | 1560.0 | 1560.0 | 1560.0 | 1560.0 | 1560.0 | 1560.0 | 1560.0 | 1560.0 | 1560.0 | 1560.0 | 1560.0 | 1560.0 | 1645.0 |
| NL | 56.30 | 56.20 | 56.60 | 56.90 | 57.90 | 58.40 | 58.90 | 59.20 | 60.00 | 60.70 | 61.20 | 61.40 | 61.50 |
| A | 590.00 | 590.00 | 590.00 | 590.00 | 590.00 | 590.00 | 590.00 | 590.00 | 590.00 | 600.00 | 600.00 | 600.00 | 609.00 |
| P | - | - | - | - | - | - | - | - | - | - | - | - | - |
| FIN | - | - | - | - | - | - | - | - | - | - | - | - | - |
| S | - | - | - | - | - | - | - | - | - | - | - | - | - |
| UK | - | - | - | - | - | - | - | - | - | - | - | - | - |
| 8312 | Alleinfutter für Junghennen bis zur Legereife (Sackware) Preise je 100 kg | | | | | | | Complete feed for rearing pullets to lay (in sacks) Prices per 100 kg | | | | | |
| B | 1068.9 | 1039.7 | 1038.8 | 1053.6 | 1060.3 | 1071.8 | 1071.8 | 1089.1 | 1110.3 | 1121.1 | 1122.0 | 1115.4 | 1112.5 |
| DK | - | - | - | - | - | - | - | - | - | - | - | - | - |
| D | - | - | - | - | - | - | - | - | - | - | - | - | - |
| EL | 8659 | 8659 | 8667 | 8677 | 8677 | 8677 | 8677 | 8785 | 8838 | 8838 | 8838 | 8839 | 8839 |
| E | 4286 | 4295 | 4306 | 4278 | 4281 | 4252 | 4253 | 4271 | 4340 | 4346 | 4364 | 4360 | 4409 |
| F | - | - | - | - | - | - | - | - | - | - | - | - | - |
| IRL | - | - | - | - | - | - | - | - | - | - | - | - | - |
| I | 65667 | 66208 | 66375 | 66425 | 66675 | 67725 | 67933 | 68308 | 68817 | 68608 | 68608 | 68867 | 68783 |
| L | 1315.0 | 1315.0 | 1315.0 | 1315.0 | 1310.0 | 1310.0 | 1310.0 | 1310.0 | 1310.0 | 1310.0 | 1310.0 | 1310.0 | 1380.0 |
| NL | 46.40 | 46.50 | 46.70 | 47.10 | 48.60 | 48.20 | 48.50 | 48.90 | 49.40 | 49.90 | 50.40 | 50.20 | 50.10 |
| A | 418.00 | 418.00 | 418.00 | 418.00 | 418.00 | 418.00 | 418.00 | 418.00 | 427.00 | 436.00 | 436.00 | 436.00 | 445.00 |
| P | - | - | - | - | - | - | - | - | - | - | - | - | - |
| FIN | - | - | - | - | - | - | - | - | - | - | - | - | - |
| S | - | - | - | - | - | - | - | - | - | - | - | - | - |
| UK | - | - | - | - | - | - | - | - | - | - | - | - | - |
| 8319 | Alleinfutter für Legehennen in Batteriehaltung (Sackware) Preise je 100 kg | | | | | | | Complete feed for battery laying hens (in sacks) Prices per 100 kg | | | | | |
| B | 1104.0 | 1104.0 | 1108.8 | 1123.0 | 1130.0 | 1139.0 | 1139.0 | 1185.6 | 1179.6 | 1189.7 | 1191.0 | 1184.4 | 1181.7 |
| DK | - | - | - | - | - | - | - | - | - | - | - | - | - |
| D | - | - | - | - | - | - | - | - | - | - | - | - | - |
| EL | 9499 | 9528 | 9528 | 9593 | 9595 | 9764 | 9797 | 9754 | 9797 | 9497 | 9497 | 9497 | 9497 |
| E | 4110 | 4213 | 4155 | 4189 | 4172 | 4192 | 4190 | 4208 | 4282 | 4237 | 4259 | 4290 | 4339 |
| F | - | - | - | - | - | - | - | - | - | - | - | - | - |
| IRL | 20.29 | 20.56 | 20.52 | 20.65 | 20.82 | 20.99 | 20.84 | 21.08 | 21.56 | 21.45 | 21.42 | 21.66 | 20.76 |
| I | 59171 | 59413 | 59393 | 59735 | 60251 | 60793 | 61293 | 61272 | 62003 | 61810 | 61795 | 61652 | 61735 |
| L | 1345.0 | 1345.0 | 1345.0 | 1345.0 | 1345.0 | 1345.0 | 1345.0 | 1345.0 | 1345.0 | 1345.0 | 1345.0 | 1345.0 | 1420.0 |
| NL | 46.40 | 46.40 | 46.70 | 47.10 | 47.50 | 48.10 | 48.50 | 48.90 | 49.30 | 49.80 | 50.20 | 50.10 | 49.90 |
| A | 386.00 | 386.00 | 386.00 | 386.00 | 395.00 | 395.00 | 395.00 | 395.00 | 404.00 | 404.00 | 404.00 | 404.00 | 423.00 |
| P | - | - | - | - | - | - | - | - | - | - | - | - | - |
| FIN | - | - | - | - | - | - | - | - | - | - | - | - | - |
| S | - | - | - | - | - | - | - | - | - | - | - | - | - |
| UK | - | - | - | - | - | - | - | - | - | - | - | - | - |

PRIX D'ACHAT DES MOYENS DE PRODUCTION AGRICOLE

ECU (ohne MwSt / excl. VAT / hors TVA)

| 1995 sep | oct | nov | dec | 1996 jan | feb | mar | apr | mai | jun | jul | aug | sep | |
|---|-------|-------|-------|-------------|-------|-------|-------|-------|-------|-------|-------|-------|-----|
| Complet pour poulets à l'engrais (en sacs) | | | | | | | | | | | | | |
| Prix par 100 kg | | | | | | | | | | | | | |
| 31.90 | 31.91 | 31.97 | 32.28 | 32.33 | 32.53 | 32.46 | 32.46 | 33.11 | 33.34 | 33.36 | 33.31 | 33.13 | B |
| - | - | - | - | - | - | - | - | - | - | - | - | - | DK |
| - | - | - | - | - | - | - | - | - | - | - | - | - | D |
| 26.99 | 26.71 | 26.52 | 26.46 | 26.81 | 26.74 | 27.17 | 27.96 | 28.60 | 28.66 | 28.71 | 28.60 | 28.65 | EL |
| 27.06 | 26.98 | 27.52 | 27.81 | 28.10 | 28.25 | 28.15 | 28.66 | 28.82 | 28.16 | 28.09 | 28.07 | 28.84 | E |
| - | - | - | - | - | - | - | - | - | - | - | - | - | F |
| - | - | - | - | - | - | - | - | - | - | - | - | - | IRL |
| 30.00 | 29.42 | 29.60 | 30.12 | 30.92 | 31.29 | 31.77 | 32.18 | 33.16 | 33.27 | 33.20 | 32.95 | 33.26 | I |
| 40.25 | 40.54 | 40.46 | 40.38 | 40.21 | 40.17 | 40.09 | 39.89 | 39.70 | 39.63 | 39.63 | 39.80 | 41.80 | L |
| 26.67 | 26.83 | 26.94 | 27.03 | 27.39 | 27.61 | 27.79 | 27.81 | 28.07 | 28.32 | 28.54 | 28.77 | 28.70 | NL |
| 44.51 | 44.83 | 44.70 | 44.61 | 44.45 | 44.42 | 44.31 | 44.08 | 43.86 | 44.55 | 44.62 | 44.82 | 45.29 | A |
| - | - | - | - | - | - | - | - | - | - | - | - | - | P |
| - | - | - | - | - | - | - | - | - | - | - | - | - | FIN |
| - | - | - | - | - | - | - | - | - | - | - | - | - | S |
| - | - | - | - | - | - | - | - | - | - | - | - | - | UK |
| Complet pour poulettes jusqu'à la ponte (en sacs) | | | | | | | | | | | | | |
| Prix par 100 kg | | | | | | | | | | | | | |
| 27.58 | 27.02 | 26.94 | 27.27 | 27.33 | 27.60 | 27.54 | 27.85 | 28.26 | 28.48 | 28.50 | 28.46 | 28.27 | B |
| - | - | - | - | - | - | - | - | - | - | - | - | - | DK |
| - | - | - | - | - | - | - | - | - | - | - | - | - | D |
| 28.48 | 28.16 | 27.99 | 27.94 | 27.93 | 27.80 | 28.04 | 28.72 | 29.15 | 29.20 | 29.26 | 29.08 | 29.09 | EL |
| 26.50 | 26.51 | 26.72 | 26.76 | 26.91 | 26.72 | 26.68 | 26.91 | 27.20 | 26.92 | 27.04 | 27.03 | 27.37 | E |
| - | - | - | - | - | - | - | - | - | - | - | - | - | F |
| - | - | - | - | - | - | - | - | - | - | - | - | - | IRL |
| 31.55 | 31.19 | 31.46 | 31.94 | 32.59 | 33.42 | 33.91 | 34.52 | 35.43 | 35.50 | 35.37 | 35.38 | 35.65 | I |
| 33.93 | 34.18 | 34.10 | 34.04 | 33.76 | 33.73 | 33.66 | 33.50 | 33.34 | 33.28 | 33.28 | 33.42 | 35.07 | L |
| 21.98 | 22.20 | 22.23 | 22.38 | 22.99 | 22.79 | 22.89 | 22.97 | 23.11 | 23.28 | 23.50 | 23.53 | 23.38 | NL |
| 31.54 | 31.76 | 31.67 | 31.60 | 31.49 | 31.47 | 31.39 | 31.23 | 31.74 | 32.38 | 32.42 | 32.57 | 33.09 | A |
| - | - | - | - | - | - | - | - | - | - | - | - | - | P |
| - | - | - | - | - | - | - | - | - | - | - | - | - | FIN |
| - | - | - | - | - | - | - | - | - | - | - | - | - | S |
| - | - | - | - | - | - | - | - | - | - | - | - | - | UK |
| Complet pour poules pondeuses (en batteries) (en sacs) | | | | | | | | | | | | | |
| Prix par 100 kg | | | | | | | | | | | | | |
| 28.48 | 28.69 | 28.76 | 29.07 | 29.13 | 29.33 | 29.27 | 30.32 | 30.02 | 30.22 | 30.26 | 30.22 | 30.03 | B |
| - | - | - | - | - | - | - | - | - | - | - | - | - | DK |
| - | - | - | - | - | - | - | - | - | - | - | - | - | D |
| 31.25 | 30.99 | 30.77 | 30.89 | 30.89 | 31.29 | 31.66 | 31.89 | 32.31 | 31.38 | 31.44 | 31.24 | 31.26 | EL |
| 25.41 | 26.00 | 25.78 | 26.20 | 26.22 | 26.34 | 26.29 | 26.51 | 26.84 | 26.25 | 26.39 | 26.59 | 26.93 | E |
| - | - | - | - | - | - | - | - | - | - | - | - | - | F |
| 25.03 | 25.09 | 24.91 | 25.19 | 25.52 | 25.77 | 25.58 | 26.10 | 27.04 | 27.12 | 27.03 | 27.20 | 26.34 | IRL |
| 28.43 | 27.99 | 28.15 | 28.72 | 29.45 | 30.00 | 30.60 | 30.96 | 31.92 | 31.99 | 31.86 | 31.68 | 32.00 | I |
| 34.70 | 34.96 | 34.88 | 34.81 | 34.67 | 34.63 | 34.56 | 34.40 | 34.23 | 34.17 | 34.17 | 34.32 | 36.08 | L |
| 21.98 | 22.15 | 22.23 | 22.38 | 22.47 | 22.74 | 22.89 | 22.97 | 23.07 | 23.23 | 23.41 | 23.48 | 23.29 | NL |
| 29.12 | 29.33 | 29.25 | 29.19 | 29.76 | 29.74 | 29.67 | 29.51 | 30.03 | 30.00 | 30.04 | 30.18 | 31.46 | A |
| - | - | - | - | - | - | - | - | - | - | - | - | - | P |
| - | - | - | - | - | - | - | - | - | - | - | - | - | FIN |
| - | - | - | - | - | - | - | - | - | - | - | - | - | S |
| - | - | - | - | - | - | - | - | - | - | - | - | - | UK |

**EINKAUFSPREISE LANDWIRTSCHAFTLICHER
BETRIEBSMITTEL**
**PURCHASE PRICES OF THE MEANS OF
AGRICULTURAL PRODUCTION**
Landeswährung / National currency / Monnaie nationale (ohne MwSt / excl. VAT / hors TVA)

| | 1995 sep | oct | nov | dec | 1996 jan | feb | mar | apr | mai | jun | jul | aug | sep |
|-------------|--|--------|--------|--------|---|--------|--------|--------|--------|--------|--------|--------|--------|
| 7631 | Ammonsulfat Preise je 100 kg Nährstoff | | | | Sulphate of ammonia Prices per 100 kg of nutritive substance | | | | | | | | |
| B | - | - | - | - | - | - | - | - | - | - | - | - | - |
| DK | - | - | - | - | - | - | - | - | - | - | - | - | - |
| D | - | - | - | - | - | - | - | - | - | - | - | - | - |
| EL | 10971 | 11008 | 11054 | 11054 | 11127 | 11312 | 11500 | 11415 | 11828 | 11828 | 11828 | 11828 | 11828 |
| E | 8125 | 8158 | 8192 | 8278 | 8379 | 8461 | 8528 | 8802 | 9379 | 8826 | 8961 | 8841 | 8889 |
| F | 431.17 | 429.51 | 431.85 | 434.68 | - | - | - | - | - | - | - | - | - |
| IRL | - | - | - | - | - | - | - | - | - | - | - | - | - |
| I | 127355 | 127756 | 128917 | 129605 | 131463 | 132176 | 132098 | 132810 | 132610 | 132385 | 132770 | 132624 | 131356 |
| L | - | - | - | - | - | - | - | - | - | - | - | - | - |
| NL | 130.10 | 129.30 | 129.30 | 129.30 | 133.00 | 140.00 | 140.00 | 140.00 | 141.00 | 140.48 | 139.52 | 140.00 | 142.00 |
| A | 195.58 | 197.73 | 197.73 | 197.73 | - | - | - | - | - | - | - | - | - |
| P | 12244 | 12244 | 12244 | 12244 | 12244 | 12244 | 13301 | 13301 | 13301 | 13301 | 13301 | 13301 | 13301 |
| FIN | - | - | - | - | - | - | - | - | - | - | - | - | - |
| S | - | - | - | - | - | - | - | - | - | - | - | - | - |
| UK | - | - | - | - | - | - | - | - | - | - | - | - | - |
| 7635 | Kalkammonsalpeter (26 % N) (Sackware) Preise je 100 kg Nährstoff | | | | Ammonium nitrate (26 % N) (in sacks) Prices per 100 kg of nutritive substance | | | | | | | | |
| B | - | - | - | - | - | - | - | - | - | - | - | - | - |
| DK | 450.00 | 457.69 | 465.38 | 473.08 | 492.31 | 500.00 | 505.77 | 513.46 | 513.46 | 513.46 | 513.46 | 513.46 | 449.42 |
| D | - | - | - | - | - | - | - | - | - | - | - | - | - |
| EL | - | - | - | - | - | - | - | - | - | - | - | - | - |
| E | 8684 | 9146 | 9161 | 9157 | 9130 | 9257 | 9238 | 9230 | 9353 | 9400 | 9380 | 9288 | 9377 |
| F | - | - | - | - | - | - | - | - | - | - | - | - | - |
| IRL | 44.59 | 44.90 | 45.59 | 46.78 | 47.44 | 47.64 | 47.24 | 47.16 | 46.87 | 46.47 | 45.91 | 45.64 | 45.53 |
| I | 129605 | 130294 | 132400 | 132653 | 135381 | 135947 | 135924 | 134815 | 133419 | 132819 | 132789 | 132688 | 132004 |
| L | 2555.0 | 2555.0 | 2555.0 | 2555.0 | 2641.0 | 2641.0 | 2641.0 | 2641.0 | 2641.0 | 2641.0 | 2641.0 | 2641.0 | 2463.0 |
| NL | 126.20 | 123.90 | 126.10 | 127.80 | 128.60 | 132.90 | 134.40 | 134.40 | 134.10 | 132.96 | 130.74 | 129.26 | 131.10 |
| A | 283.40 | 283.53 | 283.53 | 283.53 | - | - | - | - | - | - | - | - | - |
| P | 12308 | 12308 | 12808 | 12808 | 12808 | 12808 | 13407 | 13407 | 13407 | 13407 | 13407 | - | - |
| FIN | 69.00 | 90.00 | 91.00 | 92.00 | 93.00 | 95.00 | 96.00 | 97.00 | 97.00 | 97.00 | - | - | - |
| S | 193.00 | 193.00 | 195.00 | 198.00 | 198.40 | 200.40 | 203.20 | 207.00 | 209.00 | 209.00 | 176.00 | 176.00 | 176.00 |
| UK | - | - | - | - | - | - | - | - | - | - | - | - | - |
| 7647 | Harnstoff (Nährstoffgehalt: 46 %) Preise je 100 kg Nährstoff | | | | Urea Prices per 100 kg of nutritive substance | | | | | | | | |
| B | - | - | - | - | - | - | - | - | - | - | - | - | - |
| DK | - | - | - | - | - | - | - | - | - | - | - | - | - |
| D | 82.96 | 83.39 | 85.02 | 85.63 | 87.17 | 88.26 | 88.61 | 89.02 | 89.02 | 88.76 | 87.96 | 87.96 | 87.15 |
| EL | 9698 | 9705 | 9720 | 9720 | 9720 | 9720 | 9720 | 9720 | 9720 | 9720 | 9720 | 9720 | 9720 |
| E | 6823 | 6917 | 6895 | 7004 | 7063 | 7504 | 7454 | 7430 | 7289 | 7269 | 7267 | 7267 | 7245 |
| F | 343.63 | 345.28 | 350.43 | 354.96 | - | - | - | - | - | - | - | - | - |
| IRL | 34.70 | 34.75 | 35.46 | 36.76 | 36.94 | 37.43 | 37.33 | 37.27 | 37.27 | 37.25 | 37.20 | 37.02 | 36.58 |
| I | - | - | - | - | - | - | - | - | - | - | - | - | - |
| L | 2087.0 | 2087.0 | 2087.0 | 2087.0 | 2022.0 | 2022.0 | 2022.0 | 2022.0 | 2022.0 | 2022.0 | 2022.0 | 2022.0 | 2022.0 |
| NL | 49.97 | 51.90 | 52.00 | 49.76 | 50.41 | 50.88 | 51.26 | 51.26 | 51.20 | 51.20 | 51.10 | 51.70 | 52.30 |
| A | 213.89 | 224.06 | 224.06 | 224.06 | - | - | - | - | - | - | - | - | - |
| P | 9630 | 9630 | 9630 | 9630 | 9630 | 9630 | 10264 | 10264 | 10264 | 10264 | 10264 | 10264 | 10264 |
| FIN | - | - | - | - | - | - | - | - | - | - | - | - | - |
| S | - | - | - | - | - | - | - | - | - | - | - | - | - |
| UK | 33.69 | 34.29 | 34.57 | 35.22 | 35.87 | 38.91 | 38.05 | 38.48 | 38.37 | 38.05 | 36.09 | 35.49 | 35.27 |

PRIX D'ACHAT DES MOYENS DE PRODUCTION AGRICOLE

ECU (ohne MwSt / excl. VAT / hors TVA)

| 1995 sep | oct | nov | dec | 1996 jan | feb | mar | apr | mai | jun | jul | aug | sep | |
|-------------|-------|-------|-------|-------------|-------|-------|-------|-------|-------|-------|-------|-------|---|
| | | | | | | | | | | | | | Sulphate d'ammonium |
| | | | | | | | | | | | | | Prix par 100 kg d'éléments fertilisants |
| - | - | - | - | - | - | - | - | - | - | - | - | - | B |
| - | - | - | - | - | - | - | - | - | - | - | - | - | DK |
| - | - | - | - | - | - | - | - | - | - | - | - | - | D |
| 36.09 | 35.80 | 35.70 | 35.60 | 35.82 | 36.25 | 37.16 | 37.32 | 39.01 | 39.08 | 39.16 | 38.91 | 38.93 | EL |
| 50.23 | 50.35 | 50.83 | 51.78 | 52.66 | 53.16 | 53.50 | 55.45 | 58.78 | 54.68 | 55.52 | 54.80 | 55.18 | E |
| 66.35 | 65.75 | 66.75 | 67.12 | - | - | - | - | - | - | - | - | - | F |
| - | - | - | - | - | - | - | - | - | - | - | - | - | IRL |
| 61.18 | 60.18 | 61.10 | 62.32 | 64.26 | 65.23 | 65.95 | 67.12 | 68.27 | 68.51 | 68.45 | 68.14 | 68.09 | I |
| - | - | - | - | - | - | - | - | - | - | - | - | - | L |
| 61.64 | 61.72 | 61.55 | 61.43 | 62.92 | 66.20 | 66.06 | 65.78 | 65.97 | 65.54 | 65.06 | 65.61 | 66.28 | NL |
| 14.76 | 15.02 | 14.98 | 14.95 | - | - | - | - | - | - | - | - | - | A |
| 62.36 | 62.17 | 62.24 | 62.12 | 62.52 | 62.36 | 67.88 | 68.06 | 67.71 | 67.50 | 67.69 | 68.09 | 68.14 | P |
| - | - | - | - | - | - | - | - | - | - | - | - | - | FIN |
| - | - | - | - | - | - | - | - | - | - | - | - | - | S |
| - | - | - | - | - | - | - | - | - | - | - | - | - | UK |
| | | | | | | | | | | | | | Nitrate d'ammonium (26 % N)(en sacs) |
| | | | | | | | | | | | | | Prix par 100 kg d'éléments fertilisants |
| - | - | - | - | - | - | - | - | - | - | - | - | - | B |
| 61.59 | 63.02 | 64.03 | 64.97 | 67.43 | 68.44 | 69.15 | 69.92 | 69.58 | 69.58 | 69.69 | 69.82 | 61.05 | DK |
| - | - | - | - | - | - | - | - | - | - | - | - | - | D |
| - | - | - | - | - | - | - | - | - | - | - | - | - | EL |
| 53.68 | 56.45 | 56.84 | 57.27 | 57.38 | 58.16 | 57.96 | 58.15 | 58.62 | 58.24 | 58.12 | 57.58 | 58.21 | E |
| - | - | - | - | - | - | - | - | - | - | - | - | - | F |
| 55.01 | 54.79 | 55.35 | 57.07 | 58.15 | 58.49 | 57.98 | 58.40 | 58.79 | 58.74 | 57.94 | 57.31 | 57.77 | IRL |
| 62.26 | 61.37 | 62.75 | 63.79 | 66.17 | 67.09 | 67.86 | 68.13 | 68.69 | 68.73 | 68.46 | 68.17 | 68.42 | I |
| 65.92 | 66.40 | 66.26 | 66.13 | 68.07 | 68.00 | 67.87 | 67.54 | 67.21 | 67.09 | 67.09 | 67.38 | 62.59 | L |
| 59.79 | 59.15 | 60.03 | 60.72 | 60.84 | 62.84 | 63.42 | 63.14 | 62.74 | 62.03 | 60.97 | 60.58 | 61.19 | NL |
| 21.38 | 21.54 | 21.48 | 21.44 | - | - | - | - | - | - | - | - | - | A |
| 62.68 | 62.50 | 65.11 | 64.99 | 65.40 | 65.23 | 68.42 | 68.60 | 68.25 | 68.03 | 68.23 | - | - | P |
| 12.25 | 15.95 | 16.21 | 16.28 | 16.21 | 16.20 | 16.28 | 16.21 | 16.35 | 16.58 | - | - | - | FIN |
| 20.98 | 21.37 | 22.33 | 22.89 | 22.83 | 22.61 | 23.54 | 24.37 | 24.65 | 24.97 | 20.86 | 20.72 | 20.89 | S |
| - | - | - | - | - | - | - | - | - | - | - | - | - | UK |
| | | | | | | | | | | | | | Urée |
| | | | | | | | | | | | | | Prix par 100 kg d'éléments fertilisants |
| - | - | - | - | - | - | - | - | - | - | - | - | - | B |
| - | - | - | - | - | - | - | - | - | - | - | - | - | DK |
| - | - | - | - | - | - | - | - | - | - | - | - | - | D |
| 44.03 | 44.59 | 45.33 | 45.56 | 46.18 | 46.73 | 46.80 | 46.77 | 46.57 | 46.38 | 46.03 | 46.24 | 45.60 | EL |
| 31.90 | 31.56 | 31.39 | 31.30 | 31.29 | 31.15 | 31.41 | 31.78 | 32.05 | 32.12 | 32.18 | 31.97 | 31.99 | E |
| 42.18 | 42.69 | 42.78 | 43.81 | 44.39 | 47.15 | 46.77 | 46.81 | 45.68 | 45.03 | 45.03 | 45.05 | 44.97 | F |
| 52.88 | 52.85 | 54.17 | 54.81 | - | - | - | - | - | - | - | - | - | IRL |
| 42.81 | 42.41 | 43.05 | 44.85 | 45.28 | 45.95 | 45.82 | 46.15 | 46.75 | 47.09 | 46.95 | 46.48 | 46.42 | I |
| - | - | - | - | - | - | - | - | - | - | - | - | - | L |
| 53.84 | 54.24 | 54.13 | 54.02 | 52.12 | 52.06 | 51.96 | 51.71 | 51.46 | 51.37 | 51.37 | 51.59 | 51.38 | NL |
| 23.67 | 24.78 | 24.75 | 23.64 | 23.85 | 24.06 | 24.19 | 24.08 | 23.96 | 23.89 | 23.83 | 24.23 | 24.41 | A |
| 16.14 | 17.02 | 16.98 | 16.94 | - | - | - | - | - | - | - | - | - | P |
| 49.05 | 48.90 | 48.95 | 48.86 | 49.18 | 49.05 | 52.38 | 52.52 | 52.25 | 52.08 | 52.23 | 52.55 | 52.58 | S |
| - | - | - | - | - | - | - | - | - | - | - | - | - | FIN |
| - | - | - | - | - | - | - | - | - | - | - | - | - | S |
| 40.71 | 40.93 | 40.81 | 41.57 | 42.50 | 46.39 | 45.35 | 46.14 | 46.64 | 46.82 | 44.13 | 42.87 | 43.34 | UK |

**EINKAUFSPREISE LANDWIRTSCHAFTLICHER
BETRIEBSMITTEL**

**PURCHASE PRICES OF THE MEANS OF
AGRICULTURAL PRODUCTION**

Landeswährung / National currency / Monnaie nationale (ohne MwSt / excl. VAT / hors TVA)

| | 1995 sep | oct | nov | dec | 1996 jan | feb | mar | apr | mai | jun | jul | aug | sep | |
|-------------|--|--------|--------|--------|-------------|--------|--------|--|--------|--------|--------|--------|--------|--|
| 7670 | Superphosphat Preise je 100 kg Nährstoff | | | | | | | Superphosphate Prices per 100 kg of nutritive substance | | | | | | |
| B | - | - | - | - | - | - | - | - | - | - | - | - | - | |
| DK | 555.56 | 566.67 | 577.78 | 588.89 | 613.89 | 622.23 | 630.56 | 638.89 | 638.89 | 638.89 | 638.89 | 638.89 | 577.78 | |
| D | - | - | - | - | - | - | - | - | - | - | - | - | - | |
| EL | 17856 | 17856 | 17856 | 17856 | 17856 | 17856 | 17856 | 17896 | 17896 | 17896 | 17896 | 17896 | 17896 | |
| E | 10883 | 11122 | 11311 | 11272 | 10877 | 11522 | 11205 | 11361 | 11361 | 11138 | 11144 | 10911 | 10777 | |
| F | 453.17 | 454.00 | 458.17 | 464.39 | - | - | - | - | - | - | - | - | - | |
| IRL | - | - | - | - | - | - | - | - | - | - | - | - | - | |
| I | 126265 | 126262 | 128697 | 129631 | 132303 | 132421 | 133010 | 132728 | 131954 | 132344 | 130815 | 130785 | 129379 | |
| L | - | - | - | - | - | - | - | - | - | - | - | - | - | |
| NL | 157.90 | 158.80 | 158.80 | 158.80 | 160.90 | 162.30 | 162.80 | 164.00 | 164.00 | 164.21 | 164.74 | 163.16 | 166.80 | |
| A | 243.88 | 243.33 | 243.33 | 243.33 | - | - | - | - | - | - | - | - | - | |
| P | 14778 | 14778 | 15500 | 15500 | 15500 | 15500 | 15801 | 15801 | 15801 | 15801 | 15801 | 15801 | 15801 | |
| FIN | - | - | - | - | - | - | - | - | - | - | - | - | - | |
| S | 235.00 | 235.00 | 235.00 | 235.00 | 235.30 | 235.30 | 235.30 | 235.00 | 235.00 | 235.00 | 205.00 | 207.00 | 210.00 | |
| UK | - | - | - | - | - | - | - | - | - | - | - | - | - | |
| 7681 | Kalliumchlorid Preise je 100 kg Nährstoff | | | | | | | Muriate of potash Prices per 100 kg of nutritive substance | | | | | | |
| B | - | - | - | - | - | - | - | - | - | - | - | - | - | |
| DK | 220.00 | 224.17 | 228.34 | 232.50 | 236.67 | 240.84 | 245.00 | 249.17 | 249.17 | 249.17 | 249.17 | 249.17 | 203.34 | |
| D | 66.55 | 66.78 | 67.28 | 67.70 | 68.18 | 68.88 | 69.53 | 69.60 | 67.93 | 66.60 | 65.85 | 66.13 | 65.38 | |
| EL | - | - | - | - | - | - | - | - | - | - | - | - | - | |
| E | 4368 | 4253 | 4283 | 4343 | 4458 | 4487 | 4584 | 4612 | 4642 | 4522 | 4564 | 4736 | 4510 | |
| F | 182.10 | 181.95 | 181.90 | 181.90 | - | - | - | - | - | - | - | - | - | |
| IRL | 26.14 | 27.11 | - | - | - | - | - | 28.28 | 28.03 | - | - | 28.00 | 28.05 | |
| I | 54270 | 54774 | 55251 | 55525 | 56103 | 55966 | 55830 | 55761 | 55489 | 55489 | 55420 | 55625 | 55284 | |
| L | 1143.0 | 1143.0 | 1143.0 | 1143.0 | 1055.0 | 1030.0 | 1005.0 | 1005.0 | 1005.0 | 1005.0 | 1005.0 | 1005.0 | 1021.0 | |
| NL | 80.00 | 78.90 | 78.70 | 78.70 | 78.50 | 76.30 | 77.60 | 78.30 | 78.30 | 78.25 | 78.25 | 0.78 | 79.00 | |
| A | 288.79 | 256.12 | 256.12 | 256.12 | - | - | - | - | - | - | - | - | - | |
| P | 7383 | 7383 | 7383 | 7383 | 7383 | 7383 | 7383 | 7383 | 7383 | 7383 | 7383 | 7383 | 7383 | |
| FIN | - | - | - | - | - | - | - | - | - | - | - | - | - | |
| S | - | - | - | - | - | - | - | - | - | - | - | - | - | |
| UK | 24.18 | 20.71 | 20.54 | 20.54 | 20.54 | 20.71 | 20.79 | 20.79 | 20.79 | 20.79 | 20.62 | 20.62 | 20.62 | |
| 7759 | Dreйнährstoffdünger: 17 - 17 - 17 (Sackware) Preise je 100 kg Ware | | | | | | | Ternary fertilizers: 17 - 17 - 17 (in sacks) Prices per 100 kg merchandise | | | | | | |
| B | - | - | - | - | - | - | - | - | - | - | - | - | - | |
| DK | - | - | - | - | - | - | - | - | - | - | - | - | - | |
| D | - | - | - | - | - | - | - | - | - | - | - | - | - | |
| EL | 5251 | 5276 | 5276 | 5276 | 5265 | 5214 | 5217 | 5237 | 5246 | 5246 | 5246 | 5246 | 5246 | |
| E | 3423 | 3408 | 3420 | 3406 | 3416 | 3455 | 3413 | 3423 | 3440 | 3440 | 3444 | 3385 | 3450 | |
| F | 143.50 | 144.10 | 144.64 | 146.05 | - | - | - | - | - | - | - | - | - | |
| IRL | 17.75 | 17.93 | 18.06 | 18.35 | 18.48 | 18.52 | 18.38 | 18.40 | 18.33 | 18.31 | 18.24 | 18.21 | 18.20 | |
| I | - | - | - | - | - | - | - | - | - | - | - | - | - | |
| L | 927.0 | 927.0 | 927.0 | 927.0 | 932.0 | 932.0 | 932.0 | 932.0 | 932.0 | 932.0 | 932.0 | 932.0 | 887.0 | |
| NL | 49.50 | 48.00 | 47.90 | 48.10 | 48.50 | 49.00 | 49.40 | 49.60 | 49.70 | 49.40 | 49.40 | 49.40 | 49.90 | |
| A | - | - | - | - | - | - | - | - | - | - | - | - | - | |
| P | 5145 | 5145 | 5383 | 5383 | 5383 | 5383 | 5468 | 5468 | 5468 | 5468 | 5468 | 5468 | 5468 | |
| FIN | - | - | - | - | - | - | - | - | - | - | - | - | - | |
| S | - | - | - | - | - | - | - | - | - | - | - | - | - | |
| UK | 14.35 | 14.36 | 13.40 | 14.06 | 14.43 | 14.49 | 15.08 | 15.08 | 15.44 | 15.44 | 15.05 | 15.05 | 15.16 | |

PRIX D'ACHAT DES MOYENS DE PRODUCTION AGRICOLE

ECU (ohne MwSt / excl. VAT / hors TVA)

| 1995 sep | oct | nov | dec | 1996 jan | feb | mar | apr | mai | jun | jul | aug | sep | |
|-------------|-------|-------|-------|-------------|-------|-------|-------|-------|-------|-------|-------|-------|--|
| | | | | | | | | | | | | | Superphosphate |
| | | | | | | | | | | | | | Prix par 100 kg d'éléments fertilisants |
| - | - | - | - | - | - | - | - | - | - | - | - | - | B |
| 76.04 | 78.03 | 79.49 | 80.88 | 84.08 | 85.17 | 86.22 | 87.00 | 86.58 | 86.58 | 86.72 | 86.88 | 78.49 | DK |
| - | - | - | - | - | - | - | - | - | - | - | - | - | D |
| 58.74 | 58.07 | 57.67 | 57.50 | 57.48 | 57.22 | 57.70 | 58.50 | 59.02 | 59.13 | 59.25 | 58.87 | 58.91 | EL |
| 67.28 | 68.65 | 70.18 | 70.50 | 68.36 | 72.39 | 70.30 | 71.57 | 71.20 | 69.00 | 69.05 | 67.64 | 66.90 | E |
| 69.74 | 69.50 | 70.82 | 71.70 | - | - | - | - | - | - | - | - | - | F |
| - | - | - | - | - | - | - | - | - | - | - | - | - | IRL |
| 60.66 | 59.47 | 61.00 | 62.34 | 64.67 | 65.35 | 66.40 | 67.08 | 67.93 | 68.49 | 67.44 | 67.20 | 67.06 | I |
| - | - | - | - | - | - | - | - | - | - | - | - | - | L |
| 74.81 | 75.81 | 75.60 | 75.45 | 76.12 | 76.74 | 76.82 | 77.05 | 76.73 | 76.61 | 76.82 | 76.46 | 77.85 | NL |
| 18.40 | 18.49 | 18.44 | 18.40 | - | - | - | - | - | - | - | - | - | A |
| 75.26 | 75.04 | 78.79 | 78.65 | 79.15 | 78.94 | 80.63 | 80.85 | 80.43 | 80.18 | 80.41 | 80.89 | 80.95 | P |
| - | - | - | - | - | - | - | - | - | - | - | - | - | FIN |
| 25.54 | 26.02 | 26.91 | 27.17 | 27.08 | 26.54 | 27.26 | 27.67 | 27.72 | 28.07 | 24.29 | 24.37 | 24.92 | S |
| - | - | - | - | - | - | - | - | - | - | - | - | - | UK |
| | | | | | | | | | | | | | Chlorure de potassium |
| | | | | | | | | | | | | | Prix par 100 kg d'éléments fertilisants |
| - | - | - | - | - | - | - | - | - | - | - | - | - | B |
| 30.11 | 30.87 | 31.41 | 31.93 | 32.41 | 32.97 | 33.50 | 33.93 | 33.77 | 33.77 | 33.82 | 33.88 | 27.62 | DK |
| 35.32 | 35.71 | 35.87 | 36.02 | 36.12 | 36.47 | 36.72 | 36.57 | 35.53 | 34.80 | 34.46 | 34.76 | 34.21 | D |
| - | - | - | - | - | - | - | - | - | - | - | - | - | EL |
| 27.00 | 26.25 | 26.57 | 27.16 | 28.02 | 28.19 | 28.76 | 29.06 | 29.09 | 28.01 | 28.28 | 29.36 | 28.00 | E |
| 28.02 | 27.85 | 28.12 | 28.09 | - | - | - | - | - | - | - | - | - | F |
| 32.25 | 33.08 | - | - | - | - | - | 35.02 | 35.16 | - | - | 35.16 | 35.59 | IRL |
| 26.07 | 25.80 | 26.19 | 26.70 | 27.42 | 27.62 | 27.87 | 28.18 | 28.57 | 28.72 | 28.57 | 28.58 | 28.66 | I |
| 29.49 | 29.71 | 29.64 | 29.59 | 27.19 | 26.52 | 25.83 | 25.70 | 25.58 | 25.53 | 25.53 | 25.64 | 25.95 | L |
| 37.90 | 37.66 | 37.46 | 37.39 | 37.14 | 38.08 | 36.62 | 36.79 | 36.64 | 36.50 | 36.49 | 0.37 | 36.87 | NL |
| 21.79 | 19.46 | 19.41 | 19.37 | - | - | - | - | - | - | - | - | - | A |
| 37.60 | 37.49 | 37.53 | 37.46 | 37.70 | 37.60 | 37.68 | 37.78 | 37.58 | 37.46 | 37.57 | 37.80 | 37.82 | P |
| - | - | - | - | - | - | - | - | - | - | - | - | - | FIN |
| - | - | - | - | - | - | - | - | - | - | - | - | - | S |
| 29.22 | 24.71 | 24.25 | 24.24 | 24.34 | 24.68 | 24.78 | 24.93 | 25.27 | 25.59 | 25.22 | 24.91 | 25.34 | UK |
| | | | | | | | | | | | | | Engrais ternaires: 17 - 17 - 17 (en sacs) |
| | | | | | | | | | | | | | Prix par 100 kg de marchandise |
| - | - | - | - | - | - | - | - | - | - | - | - | - | B |
| - | - | - | - | - | - | - | - | - | - | - | - | - | DK |
| - | - | - | - | - | - | - | - | - | - | - | - | - | D |
| 17.27 | 17.16 | 17.04 | 16.99 | 16.95 | 16.71 | 16.86 | 17.12 | 17.30 | 17.33 | 17.37 | 17.26 | 17.27 | EL |
| 21.16 | 21.04 | 21.22 | 21.30 | 21.47 | 21.71 | 21.41 | 21.56 | 21.56 | 21.31 | 21.34 | 20.98 | 21.42 | E |
| 22.08 | 22.06 | 22.36 | 22.55 | - | - | - | - | - | - | - | - | - | F |
| 21.90 | 21.88 | 21.92 | 22.39 | 22.65 | 22.74 | 22.56 | 22.78 | 22.99 | 23.15 | 23.02 | 22.87 | 23.09 | IRL |
| - | - | - | - | - | - | - | - | - | - | - | - | - | I |
| 23.92 | 24.09 | 24.04 | 23.99 | 24.02 | 24.00 | 23.95 | 23.83 | 23.72 | 23.68 | 23.68 | 23.78 | 22.54 | L |
| 23.45 | 22.91 | 22.80 | 22.85 | 22.95 | 23.17 | 23.31 | 23.30 | 23.25 | 23.05 | 23.04 | 23.15 | 23.29 | NL |
| - | - | - | - | - | - | - | - | - | - | - | - | - | A |
| 26.20 | 26.13 | 27.36 | 27.31 | 27.49 | 27.42 | 27.90 | 27.98 | 27.83 | 27.75 | 27.83 | 27.99 | 28.01 | P |
| - | - | - | - | - | - | - | - | - | - | - | - | - | FIN |
| - | - | - | - | - | - | - | - | - | - | - | - | - | S |
| 17.34 | 17.14 | 15.82 | 16.59 | 17.10 | 17.27 | 17.97 | 18.08 | 18.77 | 19.00 | 18.41 | 18.18 | 18.63 | UK |

**EINKAUFSPREISE LANDWIRTSCHAFTLICHER
BETRIEBSMITTEL**

**PURCHASE PRICES OF THE MEANS OF
AGRICULTURAL PRODUCTION**

Landeswährung / National currency / Monnaie nationale (ohne MwSt / excl. VAT / hors TVA)

| | 1995 sep | oct | nov | dec | 1996 jan | feb | mar | apr | mai | jun | jul | aug | sep | | |
|-------------|--|--------|--------|--------|-------------|--------|--------|--------|--------|--------|--------|--------|--|---|---|
| 7785 | Dreinährstoffdünger: 9 - 9 - 18 | | | | | | | | | | | | Ternary fertilizers: 9 - 9 - 18 | | |
| | Preise je 100 kg Ware | | | | | | | | | | | | Prices per 100 kg merchandise | | |
| B | - | - | - | - | - | - | - | - | - | - | - | - | - | - | - |
| DK | - | - | - | - | - | - | - | - | - | - | - | - | - | - | - |
| D | 29.86 | 29.93 | 29.95 | 30.04 | 29.96 | 29.79 | 29.85 | 29.90 | 29.80 | 29.68 | 29.49 | 29.44 | 29.26 | - | - |
| EL | - | - | - | - | - | - | - | - | - | - | - | - | - | - | - |
| E | 2453 | 2460 | 2467 | 2451 | 2469 | 2494 | 2480 | 2462 | 2384 | 2439 | 2331 | 2319 | 2358 | - | - |
| F | - | - | - | - | - | - | - | - | - | - | - | - | - | - | - |
| IRL | - | - | - | - | - | - | - | - | - | - | - | - | - | - | - |
| I | - | - | - | - | - | - | - | - | - | - | - | - | - | - | - |
| L | - | - | - | - | - | - | - | - | - | - | - | - | - | - | - |
| NL | 32.71 | 31.56 | 31.51 | 31.62 | 31.91 | 32.26 | 32.68 | 32.83 | 32.16 | 31.96 | 32.01 | 32.04 | 31.90 | - | - |
| A | - | - | - | - | - | - | - | - | - | - | - | - | - | - | - |
| P | - | - | - | - | - | - | - | - | - | - | - | - | - | - | - |
| FIN | - | - | - | - | - | - | - | - | - | - | - | - | - | - | - |
| S | - | - | - | - | - | - | - | - | - | - | - | - | - | - | - |
| UK | 9.15 | 8.97 | 9.15 | 9.37 | 9.66 | 9.71 | 9.74 | 9.76 | 9.79 | 9.79 | 9.77 | 9.77 | 9.77 | - | - |
| 7531 | Motorenbenzin | | | | | | | | | | | | Motor spirit | | |
| | Preise je 100 Liter | | | | | | | | | | | | Prices per 100 litres | | |
| B | 2842.0 | 2817.0 | 2910.0 | 2921.0 | 3000.0 | 3000.0 | 3021.0 | 3107.0 | 3138.0 | 3070.0 | 3082.0 | 3074.0 | 3104.0 | - | - |
| DK | 241.67 | 231.63 | 239.43 | 231.42 | 228.07 | 235.52 | 245.05 | 260.26 | 269.54 | 252.87 | 257.44 | 252.28 | 251.54 | - | - |
| D | 131.30 | 129.04 | 128.09 | 129.30 | 129.65 | 130.43 | 133.22 | 136.09 | 137.83 | 135.91 | 135.56 | 135.91 | 137.65 | - | - |
| EL | 20360 | 20520 | 20570 | 20620 | 21400 | 21620 | 22100 | 22400 | 22500 | 22000 | 22000 | 22000 | 22100 | - | - |
| E | - | - | - | - | - | - | - | - | - | - | - | - | - | - | - |
| F | - | - | - | - | - | - | - | - | - | - | - | - | - | - | - |
| IRL | - | - | 57.40 | - | - | 58.80 | - | - | 61.00 | - | - | 59.70 | - | - | - |
| I | 109141 | 109141 | 109214 | 111484 | 111923 | 110386 | 110971 | 115363 | 113753 | 115290 | 115290 | 113753 | 113240 | - | - |
| L | - | - | - | - | - | - | - | - | - | - | - | - | - | - | - |
| NL | 164.14 | 162.09 | 109.58 | 162.77 | 165.55 | 165.96 | 169.28 | 173.61 | 175.10 | 171.38 | 172.49 | 171.62 | 172.90 | - | - |
| A | 922.00 | 928.00 | 928.00 | 928.00 | 904.00 | 902.00 | 902.00 | 928.00 | 948.00 | 927.00 | 936.00 | 933.00 | 944.00 | - | - |
| P | 12931 | 12948 | 12867 | 12865 | 12865 | 12865 | 12865 | 12865 | 12865 | 12865 | 12865 | 12865 | 12865 | - | - |
| FIN | 141.00 | 135.00 | 133.00 | 143.00 | 150.00 | 158.00 | 154.00 | 158.00 | 156.00 | 151.00 | 154.00 | - | - | - | - |
| S | - | - | - | - | - | - | - | - | - | - | - | - | - | - | - |
| UK | 59.56 | 59.12 | 58.50 | 62.36 | 62.30 | 59.91 | 59.55 | 60.35 | 60.28 | 59.64 | 59.49 | 61.51 | 63.04 | - | - |

UK: MOTORENBENZIN: Einschließlich MwSt. (nicht abzugsfähig).

UK: MOTOR SPIRIT: VAT included (non-deductible).

UK: ESSENCE MOTEUR: TVA comprise (non-deductible).

PRIX D'ACHAT DES MOYENS DE PRODUCTION AGRICOLE

ECU (ohne MwSt / excl. VAT / hors TVA)

| 1995 sep | oct | nov | dec | 1996 jan | feb | mar | apr | mai | jun | jul | aug | sep | |
|--------------------------------------|-------|-------|-------|-------------|-------|-------|-------|-------|-------|-------|-------|-------|-----|
| Engrais ternaires: 9 - 9 - 18 | | | | | | | | | | | | | |
| Prix par 100 kg de marchandise | | | | | | | | | | | | | |
| - | - | - | - | - | - | - | - | - | - | - | - | - | B |
| - | - | - | - | - | - | - | - | - | - | - | - | - | DK |
| 15.85 | 16.00 | 15.97 | 15.98 | 15.87 | 15.77 | 15.77 | 15.71 | 15.59 | 15.51 | 15.43 | 15.48 | 15.31 | D |
| - | - | - | - | - | - | - | - | - | - | - | - | - | EL |
| 15.16 | 15.18 | 15.31 | 15.33 | 15.52 | 15.67 | 15.56 | 15.51 | 14.94 | 15.11 | 14.44 | 14.38 | 14.64 | E |
| - | - | - | - | - | - | - | - | - | - | - | - | - | F |
| - | - | - | - | - | - | - | - | - | - | - | - | - | IRL |
| - | - | - | - | - | - | - | - | - | - | - | - | - | I |
| 15.50 | 15.07 | 15.00 | 15.02 | 15.10 | 15.25 | 15.42 | 15.42 | 15.05 | 14.91 | 14.93 | 15.02 | 14.89 | L |
| - | - | - | - | - | - | - | - | - | - | - | - | - | NL |
| - | - | - | - | - | - | - | - | - | - | - | - | - | A |
| - | - | - | - | - | - | - | - | - | - | - | - | - | P |
| - | - | - | - | - | - | - | - | - | - | - | - | - | FIN |
| - | - | - | - | - | - | - | - | - | - | - | - | - | S |
| 11.06 | 10.71 | 10.80 | 11.06 | 11.44 | 11.57 | 11.61 | 11.70 | 11.90 | 12.05 | 11.95 | 11.80 | 12.00 | UK |
| Essence moteur | | | | | | | | | | | | | |
| Prix par 100 litres | | | | | | | | | | | | | |
| 73.32 | 73.21 | 75.47 | 75.61 | 77.32 | 77.24 | 77.63 | 79.46 | 79.86 | 77.99 | 78.30 | 78.43 | 78.88 | B |
| 33.08 | 31.89 | 32.94 | 31.78 | 31.24 | 32.24 | 33.51 | 35.44 | 36.53 | 34.27 | 34.94 | 34.31 | 34.17 | DK |
| 69.68 | 68.99 | 68.29 | 68.79 | 68.69 | 69.06 | 70.36 | 71.50 | 72.10 | 71.02 | 70.94 | 71.45 | 72.02 | D |
| 66.98 | 66.73 | 66.43 | 66.40 | 68.89 | 69.28 | 71.41 | 73.23 | 74.20 | 72.69 | 72.84 | 72.37 | 72.75 | EL |
| - | - | - | - | - | - | - | - | - | - | - | - | - | E |
| - | - | 69.68 | - | - | 72.19 | - | - | 76.52 | - | - | 74.96 | - | F |
| 52.43 | 51.41 | 51.76 | 53.61 | 54.71 | 54.48 | 55.40 | 58.30 | 58.56 | 59.66 | 59.43 | 58.45 | 58.70 | IRL |
| - | - | - | - | - | - | - | - | - | - | - | - | - | I |
| 77.76 | 77.38 | 52.17 | 77.34 | 78.32 | 78.47 | 79.88 | 81.57 | 81.93 | 79.95 | 80.43 | 80.43 | 80.70 | L |
| 69.56 | 70.51 | 70.31 | 70.17 | 68.10 | 67.91 | 67.74 | 69.33 | 70.48 | 68.84 | 69.60 | 69.70 | 70.20 | NL |
| 65.86 | 65.75 | 65.41 | 65.28 | 65.69 | 65.52 | 65.65 | 65.83 | 65.49 | 65.28 | 65.47 | 65.86 | 65.91 | A |
| 25.03 | 23.93 | 23.69 | 25.30 | 26.14 | 26.94 | 26.11 | 26.41 | 26.30 | 25.81 | 26.43 | - | - | P |
| - | - | - | - | - | - | - | - | - | - | - | - | - | FIN |
| 71.98 | 70.56 | 69.07 | 73.60 | 73.81 | 71.42 | 70.98 | 72.36 | 73.27 | 73.40 | 72.75 | 74.29 | 77.46 | S |
| | | | | | | | | | | | | | UK |

**EINKAUFSPREISE LANDWIRTSCHAFTLICHER
BETRIEBSMITTEL**

**PURCHASE PRICES OF THE MEANS OF
AGRICULTURAL PRODUCTION**

Landeswährung / National currency / Monnaie nationale (ohne MwSt / excl. VAT / hors TVA)

| | 1995 sep | oct | nov | dec | 1996 jan | feb | mar | apr | mai | jun | jul | aug | sep |
|-------------|------------------------------|--------|--------|--------|-------------|--------|--------|--------|--------|--------|--------|--------|------------------------------|
| 7535 | Dieselmotorkraftstoff | | | | | | | | | | | | Diesel oil |
| | Preise je 100 Liter | | | | | | | | | | | | Prices per 100 litres |
| B | 652.0 | 622.0 | 615.0 | 661.0 | 677.0 | 709.0 | 726.0 | 750.0 | 700.0 | 695.0 | 724.0 | 729.0 | 821.0 |
| DK | 147.24 | 141.67 | 143.37 | 153.08 | 157.89 | 164.13 | 168.55 | 172.28 | 162.44 | 157.43 | 165.69 | 167.57 | 178.60 |
| D | 55.30 | 55.08 | 55.46 | 57.01 | 58.51 | 60.09 | 60.35 | 61.49 | 60.39 | 59.44 | 59.83 | 59.68 | 62.91 |
| EL | 13497 | 13353 | 13571 | 14279 | 10477 | 10356 | 10700 | 11000 | 11000 | 11000 | 11000 | 11000 | 12000 |
| E | 3896 | 3836 | 3845 | 3932 | 3932 | 3754 | 3832 | 4078 | 3935 | 3832 | 3763 | 3841 | 4035 |
| F | - | - | - | - | - | - | - | - | - | - | - | - | - |
| IRL | - | - | - | - | - | - | - | - | - | - | - | - | - |
| I | 64128 | 64211 | 64379 | 65130 | 64548 | 64713 | 65464 | 65965 | 65297 | 64212 | 65464 | 65965 | 68220 |
| L | 679.0 | 679.0 | 679.0 | 679.0 | 705.0 | 705.0 | 750.0 | 795.0 | 795.0 | 759.0 | 750.0 | 750.0 | 777.0 |
| NL | 49.75 | 49.00 | 49.03 | 50.43 | 54.26 | 56.42 | 55.74 | 56.76 | 54.25 | 53.52 | 55.66 | 55.66 | 61.50 |
| A | 742.00 | 754.00 | 754.00 | 754.00 | 738.00 | 735.00 | 748.00 | 748.00 | 739.00 | 736.00 | 740.00 | 744.00 | 778.00 |
| P | 6916 | 7018 | 6938 | 6960 | 7168 | 7315 | 7315 | - | - | - | - | - | - |
| FIN | 141.00 | 135.00 | 133.00 | 143.00 | 150.00 | 158.00 | 154.00 | 158.00 | 156.00 | 151.00 | 154.00 | - | - |
| S | 300.00 | 429.00 | 424.00 | 428.00 | 442.70 | 447.30 | 455.20 | 455.00 | 450.00 | 434.00 | 436.00 | 446.00 | 462.00 |
| UK | 16.42 | 16.08 | 15.60 | 16.74 | 17.00 | 15.45 | 15.25 | 16.05 | 15.89 | 15.35 | 15.03 | 17.07 | 18.06 |
| 7523 | Destillat-Heizöl | | | | | | | | | | | | Heating gas oil |
| | Preise je 100 Liter | | | | | | | | | | | | Prices per 100 litres |
| B | 652.0 | 622.0 | 615.0 | 661.0 | 677.0 | 709.0 | 726.0 | 750.0 | 700.0 | 695.0 | 724.0 | 729.0 | 821.0 |
| DK | 145.44 | 139.51 | 142.19 | 151.28 | 155.64 | 161.85 | 166.27 | 170.00 | 160.16 | 155.15 | 163.41 | 165.29 | 176.32 |
| D | 37.83 | 36.87 | 37.22 | 38.96 | 40.87 | 42.78 | 42.35 | 44.17 | 41.04 | 40.17 | 41.39 | 41.39 | 47.48 |
| EL | 9491 | 9490 | 9497 | 9997 | 15390 | 15330 | 15630 | 15890 | 15462 | 15462 | 15167 | 15388 | 16175 |
| E | 1822 | 1843 | 1822 | 1973 | 1871 | 1801 | 1909 | 1976 | 2006 | 1749 | 1772 | 1841 | 2047 |
| F | 193.66 | 193.66 | 194.11 | 201.03 | 207.06 | 209.52 | - | - | - | - | - | - | - |
| IRL | 22.86 | 23.06 | 22.42 | 22.97 | 23.96 | 23.76 | 24.52 | 24.86 | 24.86 | 24.00 | 23.50 | 24.22 | 24.90 |
| I | 112486 | 112670 | 113381 | 115275 | 115737 | 115956 | 117113 | 118020 | 116764 | 115323 | 115995 | 117360 | 120856 |
| L | - | - | - | - | - | - | - | - | - | - | - | - | - |
| NL | 54.08 | 53.36 | 53.41 | 55.42 | 59.83 | 61.61 | 61.24 | 62.08 | 59.45 | 58.73 | 60.88 | 61.56 | 67.00 |
| A | - | - | - | - | - | - | - | - | - | - | - | - | - |
| P | - | - | - | - | - | - | - | - | - | - | - | - | - |
| FIN | 141.00 | 135.00 | 133.00 | 143.00 | 150.00 | 158.00 | 154.00 | 158.00 | 156.00 | 151.00 | 154.00 | - | - |
| S | - | - | - | - | - | - | - | - | - | - | - | - | - |
| UK | - | - | - | - | - | - | - | - | - | - | - | - | - |

F: DIESELKRAFTSTOFF: Einschließlich MwSt. (nicht abzugsfähig). / In Frankreich wird den Landwirten gestattet, das billigere "Destillat-Heizöl" für alle landwirtschaftlichen Arbeiten (ausgenommen Straßentransporte) zu verwenden.

F: DIESEL OIL: VAT included (non-deductible). / Farmers in France are permitted to use the cheaper "heating gas oil" for any agricultural work excluding transport by road.

F: GAZOLE: TVA comprise (non-deductible). / En France, les agriculteurs sont autorisés à utiliser le "Fuel-oil fluide", moins cher, pour les travaux agricoles autres que le transport routier.

F & IRL: DESTILLAT-HEIZÖL: Einschließlich MwSt. (nicht abzugsfähig).


F & IRL: HEATING GAS OIL: VAT included (non-deductible).

F & IRL: FUEL-OIL FLUIDE: TVA comprise (non-deductible).

PRIX D'ACHAT DES MOYENS DE PRODUCTION AGRICOLE

ECU (ohne MwSt / excl. VAT / hors TVA)

| 1995 sep | oct | nov | dec | 1996 jan | feb | mar | apr | mai | jun | jul | aug | sep | |
|-------------|-------|-------|-------|-------------|-------|-------|-------|-------|-------|-------|-------|-------|------------------------|
| | | | | | | | | | | | | | Gazole |
| | | | | | | | | | | | | | Prix par 100 litres |
| 16.82 | 16.17 | 15.95 | 17.11 | 17.45 | 18.25 | 18.66 | 19.18 | 17.81 | 17.66 | 18.39 | 18.60 | 20.86 | B |
| 20.15 | 19.51 | 19.72 | 21.02 | 21.62 | 22.47 | 23.05 | 23.46 | 22.01 | 21.33 | 22.49 | 22.79 | 24.26 | DK |
| 29.35 | 29.45 | 29.57 | 30.33 | 31.00 | 31.82 | 31.88 | 32.31 | 31.59 | 31.06 | 31.31 | 31.37 | 32.92 | D |
| 44.40 | 43.43 | 43.83 | 45.98 | 33.73 | 33.18 | 34.57 | 35.96 | 36.28 | 36.35 | 36.42 | 36.18 | 39.50 | EL |
| 24.09 | 23.68 | 23.86 | 24.59 | 24.71 | 23.59 | 24.04 | 25.69 | 24.66 | 23.74 | 23.32 | 23.81 | 25.05 | E |
| - | - | - | - | - | - | - | - | - | - | - | - | - | F |
| - | - | - | - | - | - | - | - | - | - | - | - | - | IRL |
| 30.81 | 30.25 | 30.51 | 31.32 | 31.55 | 31.94 | 32.68 | 33.34 | 33.62 | 33.23 | 33.75 | 33.89 | 35.36 | I |
| 17.52 | 17.65 | 17.61 | 17.58 | 18.17 | 18.15 | 19.27 | 20.33 | 20.23 | 19.28 | 19.05 | 19.13 | 19.74 | L |
| 23.57 | 23.39 | 23.34 | 23.96 | 25.67 | 26.68 | 26.30 | 26.67 | 25.38 | 24.97 | 25.96 | 26.18 | 28.70 | NL |
| 55.98 | 57.29 | 57.13 | 57.01 | 55.60 | 55.34 | 56.18 | 55.88 | 54.94 | 54.65 | 55.03 | 55.58 | 57.85 | A |
| 35.22 | 35.64 | 35.27 | 35.31 | 36.60 | 37.26 | 37.33 | - | - | - | - | - | - | P |
| 25.03 | 23.93 | 23.69 | 25.30 | 26.14 | 26.94 | 26.11 | 26.41 | 26.30 | 25.81 | 26.43 | - | - | FIN |
| 32.61 | 47.51 | 48.56 | 49.49 | 50.94 | 50.46 | 52.74 | 53.57 | 53.07 | 51.85 | 51.67 | 52.50 | 54.83 | S |
| 19.84 | 19.19 | 18.42 | 19.76 | 20.14 | 18.42 | 18.18 | 19.24 | 19.32 | 18.89 | 18.38 | 20.62 | 22.19 | UK |
| | | | | | | | | | | | | | Fuel-oil fluide |
| | | | | | | | | | | | | | Prix par 100 litres |
| 16.82 | 16.17 | 15.95 | 17.11 | 17.45 | 18.25 | 18.66 | 19.18 | 17.81 | 17.66 | 18.39 | 18.60 | 20.86 | B |
| 19.91 | 19.21 | 19.56 | 20.78 | 21.32 | 22.15 | 22.73 | 23.15 | 21.70 | 21.03 | 22.18 | 22.48 | 23.95 | DK |
| 20.08 | 19.71 | 19.84 | 20.73 | 21.65 | 22.65 | 22.37 | 23.21 | 21.47 | 20.99 | 21.66 | 21.76 | 24.84 | D |
| 31.22 | 30.86 | 30.67 | 32.19 | 49.54 | 49.12 | 50.50 | 51.95 | 50.99 | 51.09 | 50.21 | 50.62 | 53.24 | EL |
| 11.26 | 11.38 | 11.30 | 12.34 | 11.76 | 11.32 | 11.98 | 12.45 | 12.57 | 10.84 | 10.98 | 11.41 | 12.71 | E |
| 29.80 | 29.65 | 30.00 | 31.04 | 32.03 | 32.26 | - | - | - | - | - | - | - | F |
| 28.20 | 28.14 | 27.22 | 28.02 | 29.37 | 29.17 | 30.10 | 30.78 | 31.18 | 30.34 | 29.66 | 30.41 | 31.60 | IRL |
| 54.04 | 53.07 | 53.74 | 55.43 | 56.57 | 57.23 | 58.46 | 59.64 | 60.11 | 59.68 | 59.80 | 60.30 | 62.65 | I |
| - | - | - | - | - | - | - | - | - | - | - | - | - | L |
| 25.62 | 25.47 | 25.43 | 26.33 | 28.31 | 29.13 | 28.90 | 29.17 | 27.82 | 27.40 | 28.39 | 28.85 | 31.27 | NL |
| - | - | - | - | - | - | - | - | - | - | - | - | - | A |
| - | - | - | - | - | - | - | - | - | - | - | - | - | P |
| 25.03 | 23.93 | 23.69 | 25.30 | 26.14 | 26.94 | 26.11 | 26.41 | 26.30 | 25.81 | 26.43 | - | - | FIN |
| - | - | - | - | - | - | - | - | - | - | - | - | - | S |
| - | - | - | - | - | - | - | - | - | - | - | - | - | UK |



Eurostat-Veröffentlichungen über die Methoden und Ergebnisse der Agrarpreisstatistik

I. METHODISCHE GRUNDLAGEN

1. METHODOLOGIE der EG Agrarpreisindizes (Output und Input)

- veröffentlicht 1985
- in 4 Sprachen (DE,EN,FR,IT)

2. System CRONOS Teil 'PRAG' Agrarpreise und Agrarpreisindizes

- in 3 Sprachen (DE,EN,FR)

3. MERKMALSKATALOG der in CRONOS gespeicherten Agrarpreisreihen

- veröffentlicht 1988
- in 2 Sprachen (EN,FR)

4. ADDENDUM zu dem MERKMALSKATALOG der in CRONOS gespeicherten Agrarpreisreihen

- veröffentlicht 1992
- in 2 Sprachen (EN,FR)

5. GLOSSARIUM (für Preise und Preisindizes)

- in 9 Sprachen (DA,GR,EN,FR,NL,ES,DE,IT,PT)

II. ERGEBNISSE IN EIGENEN EUROSTAT-VERÖFFENTLICHUNGEN

1. AGRARPREISE: Preisindizes und absolute Preise - vierteljährliche Statistiken

- monatliche Angaben
- vierteljährliche Veröffentlichung
- in 3 Sprachen (DE,EN,FR)

2. AGRARPREISE: Preisindizes und absolute Preise

- jährliche Angaben
- jährliche Veröffentlichung
- in 3 Sprachen (DE,EN,FR)

3. SCHNELLBERICHTE (Thema "Landwirtschaft")

a) Monatliche und jährliche Preisindizes

- vierteljährliche Veröffentlichung einer Analyse der Tendenz der monatlichen Preisindizes
- jährliche Veröffentlichung von jährlichen Angaben
- in 3 Sprachen (DE,EN,FR)

b) Vorausschätzungen

- jährliche Preisindizes
- jährliche Veröffentlichung
- in 3 Sprachen (DE,EN,FR)

III. ERGEBNISSE IN ANDEREN EUROSTAT-VERÖFFENTLICHUNGEN

1. STATISTISCHE GRUNDZAHLEN der Gemeinschaft

- jährliche Angaben
- jährliche Veröffentlichung
- in 9 Sprachen (DA,GR,EN,FR,NL,ES,DE,IT,PT)

2. EUROSTATISTIKEN (Daten zur Konjunkturanalyse)

- monatliche, vierteljährliche und jährliche Angaben
- monatliche Veröffentlichung
- in 3 Sprachen (DE,EN,FR)

Eurostat

publications on agricultural price statistics

I. METHODOLOGICAL BASES

1. METHODOLOGY of EC agricultural price indices (output and input)

- published in 1985
- in 4 languages (DE,EN,FR,IT)

2. CRONOS System 'PRAG' Agricultural prices and price indices

- in 3 languages (DE,EN,FR)

3. CATALOGUE of characteristics of the agricultural price series stored in CRONOS

- published in 1988
- in 2 languages (EN,FR)

4. ADDENDUM to the CATALOGUE of characteristics of the agricultural price series stored in CRONOS

- published in 1992
- in 2 languages (EN,FR)

5. GLOSSARIUM (for prices and price indices)

- in 9 languages (DA,GR,EN,FR,NL,
ES,DE,IT,PT)

II. AGRICULTURAL PRICES

1. AGRICULTURAL PRICES: price indices and absolute prices - quarterly statistics

- monthly data
- quarterly publication
- in 3 languages (DE,EN,FR)

2. AGRICULTURAL PRICES: price indices and absolute prices

- annual data
- yearly publication
- in 3 languages (DE,EN,FR)

3. RAPID REPORTS (Theme 'agriculture')

a) Monthly and yearly price indices

- quarterly publication of an analysis of
trends in the monthly price indices
- yearly publication of yearly data
- in 3 languages (DE,EN,FR)

b) Forecasts

- annual price indices
- yearly publication
- in 3 languages (DE,EN,FR)

III. DATA IN OTHER EUROSTAT PUBLICATIONS

1. BASIC STATISTICS for the Community

- yearly data
- yearly publication
- in 9 languages (DA,GR,EN,FR,NL,
ES,DE,IT,PT)

2. EUROSTATISTICS (data on economic trends)

- monthly, quarterly and yearly data
- monthly publication
- in 3 languages (DE,EN,FR)

Les publications d'Eurostat concernant les statistiques de prix agricoles

I. BASES METHODOLOGIQUES

1. METHODOLOGIE des indices CE des prix agricoles (output et input)
 - publiée en 1985
 - en 4 langues (DE,EN,FR,IT)
2. Système CRONOS, domaine Prix et indices des prix agricoles
 - en 3 langues (DE,EN,FR)
3. CATALOGUE des caractéristiques des séries de prix agricoles mémorisées dans CRONOS
 - publié en 1988
 - en 2 langues (EN,FR)
4. ADDENDUM au CATALOGUE des caractéristiques des séries de prix agricoles mémorisées dans CRONOS
 - publié en 1992
 - en 2 langues (EN,FR)
5. GLOSSARIUM (pour les prix et les indices des prix)
 - en 9 langues (DA,GR,EN,FR,NL,ES,DE,IT,PT)

II - PRIX AGRICOLES


1. PRIX AGRICOLES: indices des prix et prix absolus - statistiques trimestrielles
 - données mensuelles
 - publication trimestrielle
 - en 3 langues (DE,EN,FR)
2. PRIX AGRICOLES: indices des prix et prix absolus
 - données annuelles
 - publication annuelle
 - en trois langues (DE,EN,FR)

3. STATISTIQUES RAPIDES (dans le cadre du thème)

- a. Indices des prix annuels et mensuels
 - publication trimestrielle d'une analyse de l'évolution des indices des prix mensuels
 - publication annuelle des données
 - annuelles
 - en 3 langues (DE,EN,FR)
- b. Prévisions
 - indices des prix annuels
 - publication annuelle
 - en 3 langues (DE,EN,FR)

III - DONNEES DANS LES AUTRES PUBLICATIONS D'EUROSTAT

1. STATISTIQUES DE BASE de la Communauté
 - données annuelles
 - publication annuelle
 - en 9 langues ((DA,GR,EN,FR,NL,ES,DE,IT,PT)
2. EUROSTATISTIQUE (données pour l'analyse de la conjoncture)
 - données mensuelles, trimestrielles et annuelles
 - publication mensuelle
 - en 3 langues (DE,EN,FR)



ES Clasificación de las publicaciones de Eurostat**TEMA**

- 0 Diversos (rosa)
- 1 Estadísticas generales (azul oscuro)
- 2 Economía y finanzas (violeta)
- 3 Población y condiciones sociales (amarillo)
- 4 Energía e industria (azul claro)
- 5 Agricultura, silvicultura y pesca (verde)
- 6 Comercio exterior (rojo)
- 7 Comercio, servicios y transportes (naranja)
- 8 Medio ambiente (turquesa)
- 9 Investigación y desarrollo (marrón)

SERIE

- A Anuarios y estadísticas anuales
- B Estadísticas coyunturales
- C Cuentas y encuestas
- D Estudios e investigación
- E Métodos
- F Estadísticas breves

GR Ταξινόμηση των δημοσιεύσεων της Eurostat**ΘΕΜΑ**

- 0 Διάφορα (ροζ)
- 1 Γενικές στατιστικές (βαθύ μπλε)
- 2 Οικονομία και δημοσιονομικά (βιολετί)
- 3 Πληθυσμός και κοινωνικές συνθήκες (κίτρινο)
- 4 Ενέργεια και βιομηχανία (μπλε)
- 5 Γεωργία, δάση και αλιεία (πράσινο)
- 6 Εξωτερικό εμπόριο (κόκκινο)
- 7 Εμπόριο, υπηρεσίες και μεταφορές (πορτοκαλί)
- 8 Περιβάλλον (τουρκουάζ)
- 9 Έρευνα και ανάπτυξη (καφέ)

ΣΕΙΡΑ

- A Επετηρίδες και ετήσιες στατιστικές
- B Συγκριτικές στατιστικές
- C Λογαριασμοί και έρευνες
- D Μελέτες και έρευνα
- E Μέθοδοι
- F Στατιστικές εν συντομία

IT Classificazione delle pubblicazioni dell'Eurostat**TEMA**

- 0 Diverse (rosa)
- 1 Statistiche generali (blu)
- 2 Economia e finanze (viola)
- 3 Popolazione e condizioni sociali (giallo)
- 4 Energia e industria (azzurro)
- 5 Agricoltura, foreste e pesca (verde)
- 6 Commercio estero (rosso)
- 7 Commercio, servizi e trasporti (arancione)
- 8 Ambiente (turchese)
- 9 Ricerca e sviluppo (marrone)

SERIE

- A Annuari e statistiche annuali
- B Statistiche sulla congiuntura
- C Conti e indagini
- D Studi e ricerche
- E Metodi
- F Statistiche in breve

FI Eurostatin julkaisuluokitus**AIHE**

- 0 Sekajlaista (vaaleanpunainen)
- 1 Yleiset tilastot (yönsininen)
- 2 Talous ja rahoitus (violetti)
- 3 Väestö- ja sosiaalitilastot (keltainen)
- 4 Energia ja teollisuus (sininen)
- 5 Maa- ja metsätalous, kalastus (vihreä)
- 6 Ulkomaankauppa (punainen)
- 7 Kauppa, palvelut ja liikenne (oranssi)
- 8 Ympäristö (turkoosi)
- 9 Tutkimus ja kehitys (ruskea)

SARJA

- A Vuosikirjat ja vuositilastot
- B Suhdannetilastot
- C Laskennat ja kyselytutkimukset
- D Tutkimukset
- E Menetelmät
- F Tilastokatsaukset

DA Klassifikation af Eurostats publikationer**EMNE**

- 0 Diverse (rosa)
- 1 Almene statistikker (mærkeblå)
- 2 Økonomi og finanser (violet)
- 3 Befolkning og sociale forhold (gul)
- 4 Energi og industri (blå)
- 5 Landbrug, skovbrug og fiskeri (grøn)
- 6 Udenrigshandel (rød)
- 7 Handel, tjenesteydelser og transport (orange)
- 8 Miljø (turkis)
- 9 Forskning og udvikling (brun)

SERIE

- A Årbøger og årlige statistikker
- B Konjunkturstatistikker
- C Tællinger og rundspørger
- D Undersøgelser og forskning
- E Metoder
- F Statistikoversigter

EN Classification of Eurostat publications**THEME**

- 0 Miscellaneous (pink)
- 1 General statistics (midnight blue)
- 2 Economy and finance (violet)
- 3 Population and social conditions (yellow)
- 4 Energy and industry (blue)
- 5 Agriculture, forestry and fisheries (green)
- 6 External trade (red)
- 7 Distributive trades, services and transport (orange)
- 8 Environment (turquoise)
- 9 Research and development (brown)

SERIES

- A Yearbooks and yearly statistics
- B Short-term statistics
- C Accounts and surveys
- D Studies and research
- E Methods
- F Statistics in focus

NL Classificatie van de publikaties van Eurostat**ONDERWERP**

- 0 Diverse (roze)
- 1 Algemene statistiek (donkerblauw)
- 2 Economie en financiën (paars)
- 3 Bevolking en sociale voorwaarden (geel)
- 4 Energie en industrie (blauw)
- 5 Landbouw, bosbouw en visserij (groen)
- 6 Buitenlandse handel (rood)
- 7 Handel, diensten en vervoer (oranje)
- 8 Milieu (turkoois)
- 9 Onderzoek en ontwikkeling (bruin)

SERIE

- A Jaarboeken en jaarstatistieken
- B Conjunctuurstatistieken
- C Rekeningen en enquêtes
- D Studies en onderzoeken
- E Methoden
- F Statistieken in het kort

SV Klassifikation av Eurostats publikationer**ÄMNE**

- 0 Diverse (rosa)
- 1 Allmän statistik (mörkblå)
- 2 Ekonomi och finans (lila)
- 3 Befolkning och sociala förhållanden (gul)
- 4 Energi och industri (blå)
- 5 Jordbruk, skogsbruk och fiske (grön)
- 6 Utrikeshandel (röd)
- 7 Handel, tjänster och transport (orange)
- 8 Miljö (turkos)
- 9 Forskning och utveckling (brun)

SERIE

- A Årsböcker och årlig statistik
- B Konjunkturstatistik
- C Redogörelser och enkäter
- D Undersökningar och forskning
- E Metoder
- F Statistiköversikter

DE Gliederung der Veröffentlichungen von Eurostat**THEMENKREIS**

- 0 Verschiedenes (rosa)
- 1 Allgemeine Statistik (dunkelblau)
- 2 Wirtschaft und Finanzen (violett)
- 3 Bevölkerung und soziale Bedingungen (gelb)
- 4 Energie und Industrie (blau)
- 5 Land- und Forstwirtschaft, Fischerei (grün)
- 6 Außenhandel (rot)
- 7 Handel, Dienstleistungen und Verkehr (orange)
- 8 Umwelt (türkis)
- 9 Forschung und Entwicklung (braun)

REIHE

- A Jahrbücher und jährliche Statistiken
- B Konjunkturstatistiken
- C Konten und Erhebungen
- D Studien und Forschungsergebnisse
- E Methoden
- F Statistik kurzgefaßt

FR Classification des publications d'Eurostat**THÈME**

- 0 Divers (rose)
- 1 Statistiques générales (bleu nuit)
- 2 Économie et finances (violet)
- 3 Population et conditions sociales (jaune)
- 4 Énergie et industrie (bleu)
- 5 Agriculture, sylviculture et pêche (vert)
- 6 Commerce extérieur (rouge)
- 7 Commerce, services et transports (orange)
- 8 Environnement (turquoise)
- 9 Recherche et développement (brun)

SÉRIE


- A Annales et statistiques annuelles
- B Statistiques conjoncturelles
- C Comptes et enquêtes
- D Études et recherche
- E Méthodes
- F Statistiques en bref

PT Classificação das publicações do Eurostat**TEMA**

- 0 Diversos (rosa)
- 1 Estatísticas gerais (azul-escuro)
- 2 Economia e finanças (violeta)
- 3 População e condições sociais (amarelo)
- 4 Energia e indústria (azul)
- 5 Agricultura, silvicultura e pesca (verde)
- 6 Comércio externo (vermelho)
- 7 Comércio, serviços e transportes (laranja)
- 8 Ambiente (turquesa)
- 9 Investigação e desenvolvimento (castanho)

SÉRIE

- A Anuários e estatísticas anuais
- B Estatísticas conjunturais
- C Contas e inquéritos
- D Estudos e investigação
- E Métodos
- F Estatísticas breves



BELGIQUE/BELGIË

Moniteur belge/Belgisch Staatsblad
Rue de Louvain 40-42/
Leuvenseweg 40-42
B-1000 Bruxelles/Brussel
Tél. (32-2) 552 22 11
Fax (32-2) 511 01 84

Jean De Lannoy

Avenue du Roi 202/
Koningslaan 202
B-1060 Bruxelles/Brussel
Tél. (32-2) 538 51 69
Fax (32-2) 538 08 41
E-mail: jean.de.lannoy@infoboard.be

Librairie européenne/Europese Boekhandel

Rue de la Loi 244/
Wetstraat 244
B-1040 Bruxelles/Brussel
Tél. (32-2) 295 26 39
Fax (32-2) 735 08 60

DANMARK

J. H. Schultz Information A/S

Herstedvang 10-12
DK-2620 Albertslund
Tlf. (45) 43 63 23 00
Fax (45) 43 63 19 69
E-mail: schultz@schultz.dk
URL: www.schultz.dk

DEUTSCHLAND

Bundesanzeiger Verlag

Breite Straße 78-80
Postfach 10 05 34
D-50667 Köln
Tel. (49-221) 20 29-0
Fax (49-221) 20 29 278

GREECE/ΕΛΛΑΔΑ

G.C. Eleftheroudakis SA

International Bookstore
Panepistimiou 17.
GR-105 64 Athens
Tel. (30-1) 331 41 80/1/2/3
Fax (30-1) 323 98 21
E-mail: elebooks@netor.gr

ESPAÑA

Mundi Prensa Libros, SA

Castelló, 37
E-28001 Madrid
Tel. (34-1) 431 33 99/431 32 22
Fax (34-1) 575 39 98
E-mail: mundiprensa@tsai.es
URL: www.tsai.es/mprensa

Boletín Oficial del Estado

Trafalgar, 27-29
E-28071 Madrid
Tel. (34-1) 538 22 95 (Libros/
384 17 15 (Suscripciones)
Fax (34-1) 538 23 49 (Libros/
384 17 14 (Suscripciones)
URL: www.boe.es

Mundi Prensa Barcelona

Consell de Cent, 391
E-08009 Barcelona
Tel. (34-3) 488 34 92
Fax (34-3) 487 76 59

FRANCE

Journal officiel

Service des publications des CE
26, rue Desaix
F-75727 Paris Cedex 15
Tél. (33-1) 40 58 77 01/31
Fax (33-1) 40 58 77 00

IRELAND

Government Supplies Agency

Publications Section
4-5 Harcourt Road
Dublin 2
Tel. (353-1) 661 31 11
Fax (353-1) 475 27 60

ITALIA

Licosa SpA

Via Duca di Calabria, 1/1
Casella postale 552
I-50125 Firenze
Tel. (39-55) 64 54 15
Fax (39-55) 64 12 57
E-mail: licosa@fibcc.it
URL: ic382.clea.it/Virtual_Library/bibliotvetrina/licosa/t1.htm

GRAND-DUCHÉ DE LUXEMBOURG

Messageeries du livre Sari

5, rue Raiffeisen
L-2411 Luxembourg
Tél. (352) 40 10 20
Fax (352) 490 661
E-mail: mdl@pt.lu

Abonnements:

Messageeries Paul Kraus

11, rue Christophe Plantin
L-2339 Luxembourg
Tél. (352) 499 88 88
Fax (352) 499 888 444
E-mail: mpk@pt.lu
URL: www.mpk.lu

NEDERLAND

SDU Servicecentrum Uitgevers

Christoffel Plantijnstraat 2
Postbus 20014
2500 EA 's-Gravenhage
Tel. (31-70) 378 98 80
Fax (31-70) 378 97 83
E-mail: sdu@sdu.nl
URL: www.sdu.nl

ÖSTERREICH

Manz'sche Verlags- und Universitäts-

buchhandlung Gmbh
Siebenbrunnengasse 21
Postfach 1
A-1050 Wien
Tel. (43-1) 53 161 334 / 340
Fax (43-1) 53 161 339
E-mail: auslieferung@manz.co.at
URL: www.austria.EU.net:81/manz

PORTUGAL

Imprensa Nacional-Casa da Moeda, EP

Rua Marquês de Sá da Bandeira, 16 A
P-1050 Lisboa Codex
Tel. (351-1) 353 03 99
Fax (351-1) 353 02 94/384 01 32

Distribuidora de Livros Bertrand Ld.ª

Rua das Terras dos Vales, 4 A
Apartado 60037
P-2701 Amadora Codex
Tel. (351-1) 495 90 50/495 87 87
Fax (351-1) 496 02 55

SUOMI/FINLAND

Akateeminen Kirjakauppa /

Akademiska Bokhandeln
Pohjoisesplanadi 39/
Norra esplanaden 39
PL/PB 128
FIN-00101 Helsinki/Helsingfors
Tel. (358-9) 121 41
Fax (358-9) 121 44 35
E-mail: akatilaus@stockmann.mailnet.fi
URL: booknet.cultnet.fi/aka/index.htm

SVERIGE

BTJ AB

Traktorvägen 11
PO Box 200
S-22100 Lund
Tel. (46-46) 18 00 00
Fax (46-46) 18 01 25
E-mail: btj_lo@mail.btj.se
URL: www.btj.se/media/eu

UNITED KINGDOM

The Stationery Office Ltd
(Agency Section)

51, Nine Elms Lane
London SW8 5DR
Tel. (44-171) 873 9090
Fax (44-171) 873 8463
URL: www.the-stationery-office.co.uk

ICELAND

Bokabud Larusar Blöndal

Skólavörðustíg, 2
IS-101 Reykjavík
Tel. (354) 55 15 650
Fax (354) 55 25 560

NORGE

NIC Info A/S

Østenjovelen 18
Boks 6512 Etterstad
N-0606 Oslo
Tel. (47-22) 97 45 00
Fax (47-22) 97 45 45

SCHWEIZ/SUISSE/SVIZZERA

OSEC

Stampfenbachstraße 85
CH-8035 Zürich
Tel. (41-1) 365 53 15
Fax (41-1) 365 54 11
E-mail: urs.leimbacher@ecs.osec.inet.ch
URL: www.osec.ch

ČESKÁ REPUBLIKA

NIS CR - prodejna

Konviktská 5
CZ-113 57 Praha 1
Tel. (42-2) 24 22 94 33
Fax (42-2) 24 22 94 33
E-mail: nkposp@dec.nis.cz
URL: www.nis.cz

CYPRUS

Cyprus Chamber Of Commerce & Industry

38, Grivas Digenis Ave
Mail orders:
PO Box 1455
CY-1509 Nicosia
Tel. (357-2) 44 95 00/46 23 12
Fax (357-2) 361 044
E-mail: cy1691_eic_cyprus@vans.infonet.com

MAGYARORSZÁG

Euro Info Service

Európa Ház
Márgitsziget
PO Box 475
H-1396 Budapest 62
Tel. (36-1) 11 16 06/11 16 216
Fax (36-1) 302 50 35
E-mail: euroinfo@mail.mata.vu
URL: www.euroinfo.hu/index.htm

MALTA

Miller Distributors Ltd

Maħta International Airport
PO Box 25
LQA 05 Maħta
Tel. (356) 66 44 88
Fax (356) 67 67 99

POLSKA

Arś Polona

Krakowskie Przedmieście 7
Skr. pocztowa 1001
PL-00-950 Warszawa
Tel. (48-2) 26 12 01
Fax (48-2) 26 62 40

TÜRKIYE

Dünya Infotel A.S.

İsıkđal Cad. No: 469
TR-80050 Tünel-Istanbul
Tel. (90-212) 251 91 96
(90-312) 427 02 10
Fax (90-212) 251 91 97

BÄLGARIJA

Europress-Euromedia Ltd

59, Bld Vitosha
BG-1000 Sofia
Tel. (359-2) 80 46 41
Fax (359-2) 80 45 41

HRVATSKA

Mediatrade Ltd

Pavla Hatza 1
HR-10000 Zagreb
Tel. (385-1) 43 03 92
Fax (385-1) 44 40 59

ROMÂNIA

Euromedia

Str. G-ral Berhelot Nr 41
RO-70749 Bucuresti
Tel. (40-1) 210 44 01/614 06 64
Fax (40-1) 210 44 01/312 96 46

SLOVAKIA

Slovenska Technicka Kniznica

Námestie slobody 19
SLO-81223 Bratislava 1
Tel. (42-7) 53 18 364
Fax (42-7) 53 18 364
E-mail: europ@tbb1.stk.stuba.sk

SLOVENIA

Gospodarski Vestnik

Zalozniska skupina d.d.
Dunajska cesta 5
SI-1000 Ljubljana
Tel. (386) 61 133 03 54
Fax (386) 61 133 91 28
E-mail: beicod@gvestnik.si
URL: www.gvestnik.si

ISRAEL

R.O.Y. International

17, Shimon Hatarssi Street
PO Box 13056
61130 Tel Aviv
Tel. (972-3) 546 14 23
Fax (972-3) 546 14 42
E-mail: royil@netvision.net.il

Sub-agent for the Palestinian Authority:

Index Information Services

PO Box 19502
Jerusalem
Tel. (972-2) 27 16 34
Fax (972-2) 27 12 19

RUSSIA

CCEC

60-Ietiya Oktyabrya Av. 9
117312 Moscow
Tel. (095) 135 52 27
Fax (095) 135 52 27

AUSTRALIA

Hunter Publications

PO Box 404
3167 Abbotsford, Victoria
Tel. (61-3) 9417 53 61
Fax (61-3) 9419 71 54

CANADA

**Uniquement abonnements/
Subscriptions only:**

Renouf Publishing Co. Ltd

1294 Algoma Road
K1B 3W6 Ottawa, Ontario
Tel. (1-613) 741 73 33
Fax (1-613) 741 54 39
E-mail: renouf@fox.nstn.ca
URL: fox.NSTN.Ca/~renouf

EGYPT

The Middle East Observer

41, Sherif Street
Cairo
Tel. (20-2) 39 39 732
Fax (20-2) 39 39 732

JAPAN

PSI-Japan

Asahi Sanbancho Plaza #206
7-1 Sanbancho, Chiyoda-ku
Tokyo 102
Tel. (81-3) 3234 69 21
Fax (81-3) 3234 69 15
E-mail: psijapan@gol.com
URL: www.psi-japan.com

SOUTH AFRICA

Safto

5th Floor Export House,
CNR Maude & West Streets
PO Box 782 706
2146 Sandton
Tel. (27-11) 883 37 37
Fax (27-11) 883 65 69

UNITED STATES OF AMERICA

Bernan Associates

4611-F Assembly Drive
MD20706 Lanham
Tel. (301) 459 2255 (toll free telephone)
Fax (800) 865 3450 (toll free fax)
E-mail: query@bernan.com
URL: www.bernan.com

MÉXICO

Mundi-Prensa Mexico, SA de CV

Río Pánuco, 141
Delegación Cuauhtémoc
ME-06500 México DF
Tel. (52-5) 553 55 58/60
Fax (52-5) 514 67 99
E-mail: 104164.23compuserve.com

RÉPUBLIQUE DE CORÉE

Kyowa Book Company

1 F1, Phung Hwa Bldg
411-2 Hap Jeong Dong, Mapo Ku
121-220 Seoul
Tel. (82-2) 322 6780/1
Fax (82-2) 322 6782
E-mail: kyowa2@ktnet.co.kr.

**ANDERE LÄNDER/OTHER COUNTRIES/
AUTRES PAYS**

Bitte wenden Sie sich an ein Büro Ihrer
Wahl / Please contact the sales office of
your choice / Veuillez vous adresser au
bureau de vente de votre choix

Preis in Luxemburg (ohne MwSt.) = Price (excluding VAT) in Luxembourg = Prix au Luxembourg (TVA exclue)
Einzelpreis = Single copy = Prix par numero ECU 28. Subscription = Abonnement ECU 82



AMT FÜR AMTLICHE VERÖFFENTLICHUNGEN
DER EUROPÄISCHEN GEMEINSCHAFTEN
OFFICE FOR OFFICIAL PUBLICATIONS
OF THE EUROPEAN COMMUNITIES
OFFICE DES PUBLICATIONS OFFICIELLES
DES COMMUNAUTÉS EUROPÉENNES

L-2985 Luxembourg

CA-CI-97-001-3A-C