



STATISTICS IN FOCUS

Energy and industry



1998 23

ISSN 1024-4328

Gas prices for EU households on 1 July 1998: downward trend


These comments are based on prices collected by EUROSTAT, expressed in national currency. For the comparative tables and the graphics, prices in ECU and purchasing power standards (PPS) have been used.

A study of the variations in deflated (all taxes included) gas prices from 1 January 1998 to 1 July 1998 reveals that in most locations¹ prices showed a drop which affected all categories of standard consumers.

The biggest drops affected prices in Germany for D₁² to D_{3-b} (between -8.2% to -25.1%) in Dresden and for D₁ (-10.2%) and D₄ (-7.7%) in Dortmund, as well as in United Kingdom for D₂ to D_{3-b} (between -10.5% and -14.4%) in Leeds, London and Birmingham.

In Dresden, prices for D₄ increased +7.5%.

Variation in deflated (all taxes included) prices in national currency
(number of locations)

	D1	D2	D3	D3-b	D4
Downward trend	26	27	28	27	24
Upward trend	1	0	0	0	1

- 1 The collection locations are listed above and to the right of the price tables.
- 2 See table below for standard consumers definition.

Manuscript completed on = 30.11.1998

For further information please contact: Secrétariat Energie
Eurostat, L-2920 Luxembourg, tel. 4301-32040 Fax: 4301-32839

Price (excl. VAT) in Luxembourg: Subscription 'Statistics in focus' of all themes: ECU 348
Subscription 'Statistics in focus' of Theme 4 'Energy and industry': ECU 85
Single copy: ECU 6

Catalogue number: CA-NL-98-023-EN-C

Natural gas prices for households

1 July 1998

	National currency			PPS			ECUS		
	With taxes	VAT excl.	Taxes excl.	With taxes	VAT excl.	Taxes excl.	With taxes	VAT excl.	Taxes excl.
BELGIUM									
Brussels	BEF								
D ₁	658.9	544.5	530.9	16.72	13.81	13.47	16.20	13.38	13.05
D ₂	606.4	501.2	487.5	15.38	12.72	12.37	14.91	12.32	11.98
D ₃	348.7	288.2	274.5	8.85	7.31	6.96	8.57	7.08	6.75
D _{3-B}	331.5	274.0	260.3	8.41	6.95	6.60	8.15	6.73	6.40
D ₄	274.7	227.0	213.3	6.97	5.76	5.41	6.75	5.58	5.24
GERMANY									
Düsseldorf	DEM								
D ₁	35.99	31.03	30.03	16.49	14.21	13.76	18.24	15.73	15.22
D ₂	27.03	23.31	22.31	12.38	10.68	10.22	13.70	11.81	11.31
D ₃	18.01	15.53	14.53	8.25	7.11	6.66	9.13	7.87	7.36
D _{3-B}	16.79	14.47	13.47	7.69	6.63	6.17	8.51	7.33	6.83
D ₄	14.63	12.61	11.61	6.70	5.78	5.32	7.41	6.39	5.88
Hamburg									
D ₁	33.83	29.17	28.17	15.50	13.36	12.90	17.14	14.78	14.28
D ₂	25.10	21.64	20.64	11.50	9.91	9.46	12.72	10.97	10.46
D ₃	15.85	13.67	12.67	7.26	6.26	5.80	8.03	6.93	6.42
D _{3-B}	14.92	12.86	11.86	6.83	5.89	5.43	7.56	6.52	6.01
D ₄	12.92	11.14	10.14	5.92	5.10	4.64	6.55	5.65	5.14
Hannover									
D ₁	33.80	29.14	28.14	15.48	13.35	12.89	17.13	14.77	14.26
D ₂	26.71	23.03	22.03	12.24	10.55	10.09	13.54	11.67	11.16
D ₃	17.30	14.92	13.92	7.93	6.83	6.38	8.77	7.56	7.05
D _{3-B}	16.43	14.17	13.17	7.53	6.49	6.03	8.33	7.18	6.67
D ₄	15.34	13.22	12.22	7.03	6.06	5.60	7.77	6.70	6.19
Dortmund									
D ₁	35.12	30.28	29.28	16.09	13.87	13.41	17.80	15.35	14.84
D ₂	26.45	22.81	21.81	12.12	10.45	9.99	13.40	11.56	11.05
D ₃	15.89	13.69	12.69	7.28	6.27	5.81	8.05	6.94	6.43
D _{3-B}	14.66	12.64	11.64	6.72	5.79	5.33	7.43	6.41	5.90
D ₄	11.79	10.17	9.17	5.40	4.66	4.20	5.98	5.15	4.65
Frankfurt/M									
D ₁	36.96	31.86	30.86	16.93	14.59	14.14	18.73	16.15	15.64
D ₂	28.03	24.17	23.17	12.84	11.07	10.61	14.21	12.25	11.74
D ₃	17.50	15.08	14.08	8.02	6.91	6.45	8.87	7.64	7.14
D _{3-B}	15.89	13.69	12.69	7.28	6.27	5.81	8.05	6.94	6.43
D ₄	14.47	12.47	11.47	6.63	5.71	5.25	7.33	6.32	5.81
Stuttgart									
D ₁	40.86	35.22	34.22	18.72	16.13	15.68	20.71	17.85	17.34
D ₂	34.03	29.33	28.33	15.59	13.44	12.98	17.25	14.86	14.36
D ₃	20.33	17.53	16.53	9.31	8.03	7.57	10.30	8.88	8.38
D _{3-B}	18.66	16.08	15.08	8.55	7.37	6.91	9.46	8.15	7.64
D ₄	15.76	13.58	12.58	7.22	6.22	5.76	7.99	6.88	6.38

Natural gas prices for households

1 July 1998

	National currency			PPS			ECUS		
	With taxes	VAT excl.	Taxes excl.	With taxes	VAT excl.	Taxes excl.	With taxes	VAT excl.	Taxes excl.
GERMANY									
Munich	<i>DEM</i>								
D ₁	31.42	27.08	26.08	14.39	12.41	11.95	15.92	13.72	13.22
D ₂	24.75	21.33	20.33	11.34	9.77	9.31	12.54	10.81	10.30
D ₃	18.33	15.81	14.81	8.40	7.24	6.78	9.29	8.01	7.51
D _{3-B}	16.76	14.44	13.44	7.68	6.61	6.16	8.49	7.32	6.81
D ₄	15.53	13.39	12.39	7.11	6.13	5.68	7.87	6.79	6.28
Weser -Ems									
D ₁	32.06	27.64	26.64	14.69	12.66	12.20	16.25	14.01	13.50
D ₂	23.75	20.47	19.47	10.88	9.38	8.92	12.04	10.37	9.87
D ₃	15.08	13.00	12.00	6.91	5.96	5.50	7.64	6.59	6.08
D _{3-B}	14.11	12.17	11.17	6.46	5.58	5.12	7.15	6.17	5.66
D ₄	12.47	10.75	9.75	5.71	4.92	4.47	6.32	5.45	4.94
Dresden									
D ₁	34.09	29.39	28.39	15.62	13.46	13.01	17.28	14.89	14.39
D ₂	29.93	25.81	24.81	13.71	11.82	11.37	15.17	13.08	12.57
D ₃	19.11	16.47	15.47	8.75	7.54	7.09	9.68	8.35	7.84
D _{3-B}	17.50	15.08	14.08	8.02	6.91	6.45	8.87	7.64	7.14
D ₄	17.27	14.89	13.89	7.91	6.82	6.36	8.75	7.55	7.04
Berlin									
D ₁	41.47	35.75	34.75	19.00	16.38	15.92	21.02	18.12	17.61
D ₂	30.87	26.61	25.61	14.14	12.19	11.73	15.64	13.49	12.98
D ₃	19.78	17.06	16.06	9.06	7.82	7.36	10.02	8.65	8.14
D _{3-B}	18.33	15.81	14.81	8.40	7.24	6.78	9.29	8.01	7.51
D ₄	15.82	13.64	12.64	7.25	6.25	5.79	8.02	6.91	6.41
SPAIN									
Madrid ¹	<i>ESP</i>								
D ₁	2 553.1	2 201.0	2 201.0	18.43	15.89	15.89	15.24	13.14	13.14
D ₂	2 249.2	1 938.9	1 938.9	16.24	14.00	14.00	13.43	11.58	11.58
D ₃	1 767.2	1 523.4	1 523.4	12.76	11.00	11.00	10.55	9.09	9.09
D _{3-B}	1 719.8	1 482.6	1 482.6	12.42	10.70	10.70	10.27	8.85	8.85
D ₄	1 207.7	1 041.1	1 041.1	8.72	7.52	7.52	7.21	6.22	6.22
FRANCE									
Paris ²	<i>FRF</i>								
D ₁	102.38	84.89	84.89	14.72	12.20	12.20	15.48	12.83	12.83
D ₂	89.23	73.99	73.99	12.83	10.64	10.64	13.49	11.19	11.19
D ₃	59.72	49.52	49.52	8.59	7.12	7.12	9.03	7.49	7.49
D _{3-B}	56.11	46.53	46.53	8.07	6.69	6.69	8.48	7.03	7.03
D ₄	48.18	39.95	39.95	6.93	5.74	5.74	7.28	6.04	6.04
Strasbourg									
D ₁	140.51	116.51	116.51	20.20	16.75	16.75	21.24	17.61	17.61
D ₂	107.99	89.55	89.55	15.52	12.87	12.87	16.32	13.54	13.54
D ₃	65.23	54.09	54.09	9.38	7.78	7.78	9.86	8.18	8.18
D _{3-B}	62.35	51.70	51.70	8.96	7.43	7.43	9.43	7.82	7.82
D ₄	54.53	45.22	45.22	7.84	6.50	6.50	8.24	6.84	6.84

¹ Prices also valid for : Barcelona, Valencia

² Prices also valid for : Lille, Lyons, Toulouse, Marseilles

Natural gas prices for households

1 July 1998

	National currency			PPS			ECUS		
	With taxes	VAT excl.	Taxes excl.	With taxes	VAT excl.	Taxes excl.	With taxes	VAT excl.	Taxes excl.
IRELAND									
Dublin	IEP								
D ₁	15.72	13.97	13.97	23.12	20.54	20.54	20.04	17.81	17.81
D ₂	13.41	11.92	11.92	19.72	17.53	17.53	17.10	15.20	15.20
D ₃	6.40	5.69	5.69	9.41	8.37	8.37	8.16	7.25	7.25
D _{3-B}	6.40	5.69	5.69	9.41	8.37	8.37	8.16	7.25	7.25
D ₄	6.40	5.69	5.69	9.41	8.37	8.37	8.16	7.25	7.25
ITALY									
Milan	ITL								
D ₁	23 397	21 270	18 781	13.34	12.12	10.71	11.93	10.85	9.58
D ₂	21 074	19 158	16 664	12.01	10.92	9.50	10.75	9.77	8.50
D ₃	29 401	24 500	15 528	16.76	13.97	8.85	14.99	12.50	7.92
D _{3-B}	29 338	24 448	15 290	16.72	13.94	8.72	14.96	12.47	7.80
D ₄	29 148	24 290	14 759	16.61	13.85	8.41	14.87	12.39	7.53
Turin									
D ₁	24 374	22 158	18 808	13.89	12.63	10.72	12.43	11.30	9.59
D ₂	22 008	20 008	16 657	12.54	11.40	9.49	11.22	10.20	8.50
D ₃	27 923	23 269	13 888	15.92	13.26	7.92	14.24	11.87	7.08
D _{3-B}	27 852	23 210	13 649	15.88	13.23	7.78	14.20	11.84	6.96
D ₄	28 358	23 632	13 710	16.16	13.47	7.81	14.46	12.05	6.99
Genoa									
D ₁	24 373	22 158	18 807	13.89	12.63	10.72	12.43	11.30	9.59
D ₂	22 007	20 007	16 656	12.54	11.40	9.49	11.22	10.20	8.49
D ₃	29 375	24 480	15 098	16.74	13.95	8.61	14.98	12.48	7.70
D _{3-B}	29 326	24 438	14 516	16.72	13.93	8.27	14.96	12.46	7.40
D ₄	29 326	24 438	14 516	16.72	13.93	8.27	14.96	12.46	7.40
Rome									
D ₁	25 688	23 353	20 002	14.64	13.31	11.40	13.10	11.91	10.20
D ₂	23 323	21 202	17 852	13.29	12.09	10.18	11.89	10.81	9.10
D ₃	31 945	26 621	16 980	18.21	15.17	9.68	16.29	13.58	8.66
D _{3-B}	31 873	26 561	16 741	18.17	15.14	9.54	16.26	13.55	8.54
D ₄	33 020	27 516	17 335	18.82	15.68	9.88	16.84	14.03	8.84
Naples									
D ₁	26 489	24 081	21 198	15.10	13.73	12.08	13.51	12.28	10.81
D ₂	24 123	21 930	19 047	13.75	12.50	10.86	12.30	11.18	9.71
D ₃	33 089	27 574	20 622	18.86	15.72	11.75	16.88	14.06	10.52
D _{3-B}	33 010	27 509	20 381	18.82	15.68	11.62	16.84	14.03	10.39
D ₄	31 834	26 528	19 048	18.15	15.12	10.86	16.24	13.53	9.71
LUXEMBOURG									
City of Luxembourg	LUF								
D ₁	530.55	500.52	500.52	12.36	11.66	11.66	13.04	12.30	12.30
D ₂	456.40	430.56	430.56	10.63	10.03	10.03	11.22	10.58	10.58
D ₃	243.29	229.52	229.52	5.67	5.35	5.35	5.98	5.64	5.64
D _{3-B}	238.34	224.85	224.85	5.55	5.24	5.24	5.86	5.53	5.53
D ₄	229.33	216.35	216.35	5.34	5.04	5.04	5.64	5.32	5.32

Natural gas prices for households

1 July 1998

	National currency			PPS			ECUS		
	With taxes	VAT excl.	Taxes excl.	With taxes	VAT excl.	Taxes excl.	With taxes	VAT excl.	Taxes excl.
NETHERLANDS									
Rotterdam	NLG								
D ₁	32.99	28.07	27.46	14.71	12.51	12.24	14.83	12.62	12.34
D ₂	23.51	20.01	19.40	10.48	8.92	8.65	10.57	9.00	8.72
D ₃	18.04	15.36	12.94	8.04	6.85	5.77	8.11	6.90	5.82
D _{3-B}	17.77	15.12	12.41	7.92	6.74	5.53	7.99	6.80	5.58
D ₄	17.28	14.71	11.46	7.70	6.56	5.11	7.77	6.61	5.15
AUSTRIA									
Vienna	ATS								
D ₁	155.06	129.22	114.28	10.53	8.78	7.76	11.17	9.31	8.23
D ₂	155.06	129.22	114.28	10.53	8.78	7.76	11.17	9.31	8.23
D ₃	146.77	122.31	107.37	9.97	8.31	7.29	10.57	8.81	7.73
D _{3-B}	145.32	121.10	106.17	9.87	8.23	7.21	10.47	8.72	7.65
D ₄	142.82	119.01	104.09	9.70	8.08	7.07	10.29	8.57	7.50
FINLAND									
National	FIN								
D ₁	:	:	:	:	:	:	:	:	:
D ₂	:	:	:	:	:	:	:	:	:
D ₃	52.80	43.30	40.90	8.04	6.59	6.23	8.80	7.22	6.82
D _{3-B}	:	:	:	:	:	:	:	:	:
D ₄	46.00	37.70	35.30	7.00	5.74	5.37	7.67	6.29	5.89
SWEDEN									
National	SEK								
D ₁	151.10	120.80	94.40	13.89	11.11	8.68	17.23	13.78	10.77
D ₂	135.00	108.10	81.70	12.41	9.94	7.51	15.40	12.33	9.32
D ₃	111.70	89.40	63.10	10.27	8.22	5.80	12.74	10.20	7.20
D _{3-B}	108.60	86.90	60.60	9.98	7.99	5.57	12.39	9.91	6.91
D ₄	103.30	82.80	56.40	9.50	7.61	5.18	11.78	9.44	6.43
UNITED KINGDOM (1)									
London	GBP								
D ₁	8.03	7.65	7.65	11.39	10.85	10.85	12.03	11.46	11.46
D ₂	5.38	5.12	5.12	7.63	7.26	7.26	8.06	7.67	7.67
D ₃	4.10	3.90	3.90	5.82	5.53	5.53	6.14	5.84	5.84
D _{3-B}	3.99	3.80	3.80	5.66	5.39	5.39	5.98	5.69	5.69
D _{2-B}	4.58	4.36	4.36	6.50	6.18	6.18	6.86	6.53	6.53
Leeds									
D ₁	8.03	7.65	7.65	11.39	10.85	10.85	12.03	11.46	11.46
D ₂	5.38	5.12	5.12	7.63	7.26	7.26	8.06	7.67	7.67
D ₃	4.10	3.90	3.90	5.82	5.53	5.53	6.14	5.84	5.84
D _{3-B}	3.99	3.80	3.80	5.66	5.39	5.39	5.98	5.69	5.69
D _{2-B}	4.58	4.36	4.36	6.50	6.18	6.18	6.86	6.53	6.53
Birmingham									
D ₁	8.03	7.65	7.65	11.39	10.85	10.85	12.03	11.46	11.46
D ₂	5.38	5.12	5.12	7.63	7.26	7.26	8.06	7.67	7.67
D ₃	4.10	3.90	3.90	5.82	5.53	5.53	6.14	5.84	5.84
D _{3-B}	3.99	3.80	3.80	5.66	5.39	5.39	5.98	5.69	5.69
D _{2-B}	4.58	4.36	4.36	6.50	6.18	6.18	6.86	6.53	6.53

¹ Extra standard consumer "D2-B" for United Kingdom only

Gasworks gas prices for households

1 July 1998

	National currency			PPS			ECUS		
	With taxes	VAT excl.	Taxes excl.	With taxes	VAT excl.	Taxes excl.	With taxes	VAT excl.	Taxes excl.
DENMARK	DKK								
Copenhagen									
D ₁	317.21	253.77	241.99	34.06	27.25	25.98	42.19	33.75	32.18
D ₂	259.28	207.42	195.63	27.84	22.27	21.00	34.48	27.59	26.02
D ₃	204.96	163.97	152.19	22.01	17.61	16.34	27.26	21.81	20.24
D _{3-B}	190.51	152.41	140.62	20.46	16.36	15.10	25.34	20.27	18.70
D ₄	148.68	118.94	107.16	15.96	12.77	11.51	19.77	15.82	14.25
PORTUGAL	PTE								
Lisbon									
D ₁	3 171.18	3 020.22	3 020.22	23.40	22.29	22.29	15.70	14.95	14.95
D ₂	3 171.18	3 020.22	3 020.22	23.40	22.29	22.29	15.70	14.95	14.95
D ₃	3 171.18	3 020.22	3 020.22	23.40	22.29	22.29	15.70	14.95	14.95
D _{3-B}	3 171.18	3 020.22	3 020.22	23.40	22.29	22.29	15.70	14.95	14.95
D ₄	:	:	:	:	:	:	:	:	:

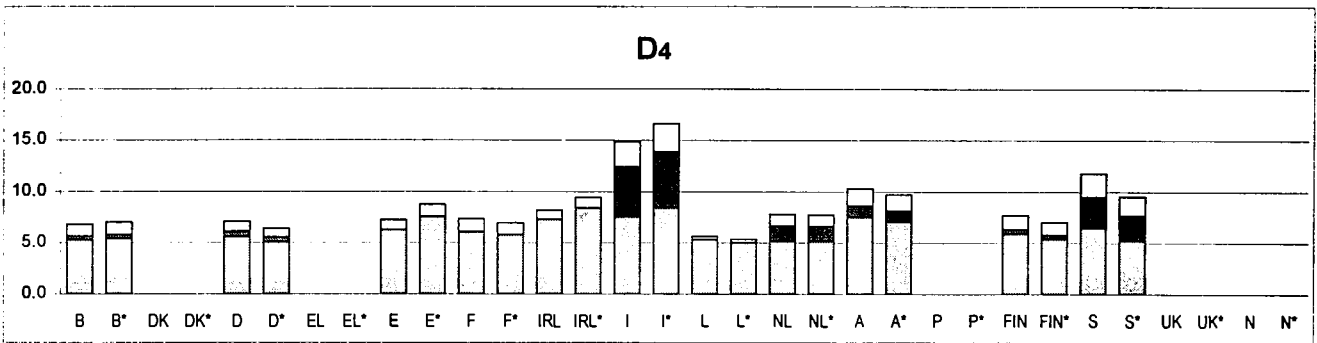
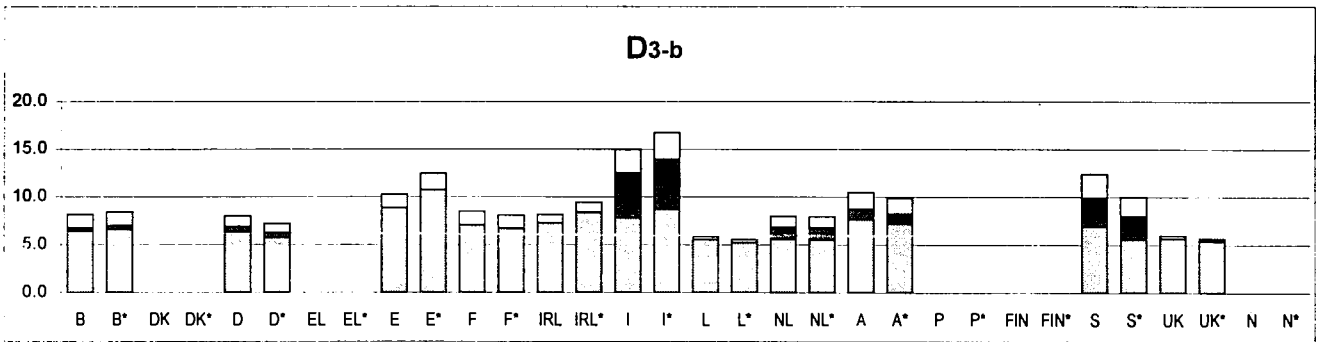
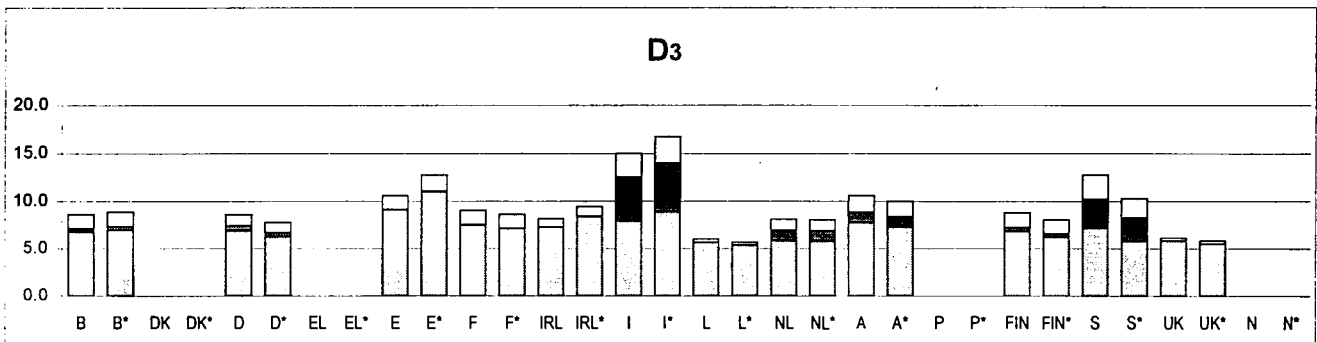
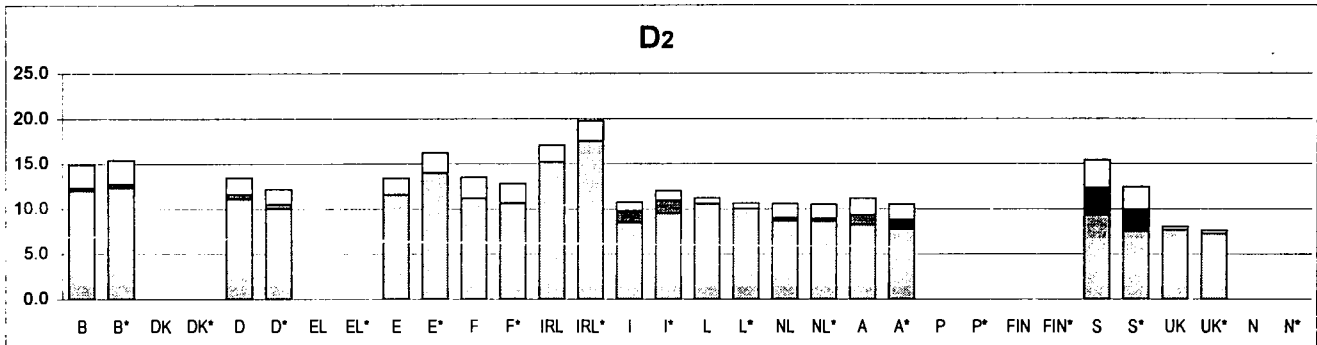
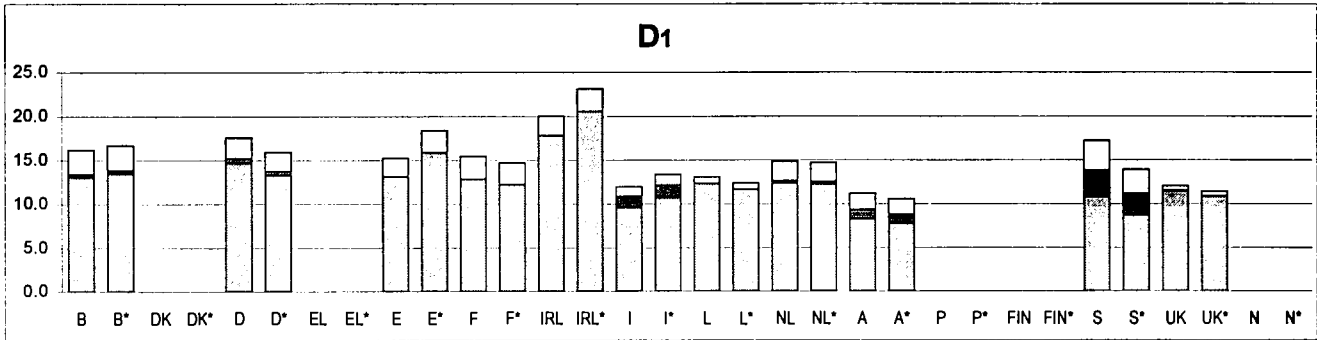
Gas prices for households

ECU / GJ

* PPS / GJ



1998-2



B BRUXELLES
DK -
D NATIONAL
EL -


E MADRID
F PARIS
IRL DUBLIN
I MILANO

L LUXEMBOURG
NL ROTTERDAM
A ÖSTERREICH
P -

FIN NATIONAL
S SVERIGE
UK LONDON
N NORGE

VAT
Other taxes
Taxes excluded

Five household standard consumers, coded D1 to D4, were chosen:

 Annual consumption						
D1	8.37	GJ	(i.e.	2 326	kWh)	
D2 ⁽¹⁾	16.74	GJ	(i.e.	4 652	kWh)	
D3	83.70	GJ	(i.e.	23 260	kWh)	
D3b	125.60	GJ	(i.e.	34 890	kWh)	
D4	1047.00	GJ	(i.e.	290 750	kWh)	

⁽¹⁾ For the United Kingdom there is an additional standard consumer, i.e. D_{2b} 33.49 GJ (or 9 300 kWh).

Prices for the standard consumers are given in national currencies, PPS (purchasing power standard, annual estimated value, as at 5 March for 1998) and in ECU (average value for July 1998).

Conversion table in PPS and ECU

1 PPS =											
B	(BEF)	39.41	E	(ESP)	138.58	L	(LUF)	42.94	FIN	(FIM)	6.57
DK	(DKK)	9.31	F	(FRF)	6.96	NL	(NLG)	2.24	S	(SEK)	10.88
D	(DEM)	2.18	IRL	(IEP)	0.68	A	(ATS)	14.72	UK	(GBP)	0.71
EL	(GRD)	262.74	I	(ITL)	1751.33	P	(PTE)	135.44	NO	(NOK)	9.93

1 ECU =											
B	(BEF)	40.69	E	(ESP)	167.46	L	(LUF)	40.69	FIN	(FIM)	5.99
DK	(DKK)	7.52	F	(FRF)	6.62	NL	(NLG)	2.22	S	(SEK)	8.77
D	(DEM)	1.97	IRL	(IEP)	0.78	A	(ATS)	13.88	UK	(GBP)	0.67
EL	(GRD)	328.68	I	(ITL)	1945.48	P	(PTE)	201.88	NO	(NOK)	8.37

Eurostat Data Shop

BELGIQUE/BELGIË

Eurostat Data Shop
Bruxelles/Brussel
Tel. (32-2) 299 66 66
Fax (32-2) 295 01 25
E-mail:
datashop.brussels@eurostat.cec.be

DANMARK

Danmarks Statistik
Bibliotek og Information
Eurostat Data Shop
Tel. (45) 39 17 30 30
Fax (45) 39 17 30 03
E-mail: bib@dst.dk

DEUTSCHLAND

STATISTISCHES BUNDESAMT -
Berlin
Information Service
Eurostat Data Shop
Tel. (49-30) 23 24 64 27/28
Fax (49-30) 23 24 64 30
E-mail:
stba-berlin.datashop@t-online.de

ESPAÑA

INE
Eurostat Data Shop
Tel. (34-1) 583 91 67
Fax (34-1) 579 71 20
E-mail: datashop.eurostat@ine.es

FRANCE

INSEE Info Service
Eurostat Data Shop
Tel. (33-1) 53 17 88 44
Fax (33-1) 53 17 88 22
E-mail:
dalashop@dg75isa.insee.atlas.fr

ITALIA — Milano

ISTAT
Centro di informazione statistica —
Sede di Milano
Eurostat Data Shop
Tel. (39-2) 65 95 133/134
Fax (39-2) 65 30 75

ITALIA — Roma

ISTAT
Centro di informazione statistica —
Sede di Roma
Eurostat Data Shop
Tel. (39-6) 46 73 31 05/02
Fax (39-6) 46 73 31 07/01
E-mail: dipcif@istat.it

LUXEMBOURG

Eurostat Data Shop Luxembourg
BP 453 L - 2014 Luxembourg
4, rue A. Weicker
L - 2721 Luxembourg
Tel. (352) 43 35 22 51
Fax (352) 43 35 22 21
E-mail: dslux@eurostat.datashop.lu

NETHERLAND

STATISTICS NETHERLANDS
Eurostat Data Shop - Library
Tel. (31-70) 337 49 00
Fax (31-70) 337 59 84
E-mail: datashop@cbs.nl

SVERIGE

STATISTICS SWEDEN
Information service
Eurostat Data Shop
Tel. (46-8) 783 48 01
Fax (46-8) 783 48 99
E-mail: infoservice@scb.se

UNITED KINGDOM

ONS Sales Office
Eurostat Data Shop
Office for national statistics
Tel. (44-171) 533 5676
Fax (44-171) 533 5689
E-mail: gloria.ryan@ons.gov.uk

USA

Haver analytics
Eurostat Data Shop
Tel. (1-212) 986 9300
Fax (1-212) 986 5857
E-mail: eurodata@haver.com

Eurostat homepage: <http://europa.eu.int/eurostat.html>

Sales offices (EUR-OP)

BELGIQUE/BELGIË — DANMARK — DEUTSCHLAND — GREECE/ELLADA — FRANCE — IRELAND —
ITALIA — GRAND-DUCHÉ DE LUXEMBOURG — NEDERLAND — ÖSTERREICH — PORTUGAL —
SUOMI/FINLAND — SVERIGE — UNITED KINGDOM — ICELAND — NORWAY — SWITZERLAND —
ČESKÁ REPUBLIKA — CYPRUS — MAGYARORSZÁG — MALTA — POLSKA — TÜRKIYE — BÄLGARIJA —
HRVATSKA — ROMÂNIA — SLOVAKIA — SLOVENIA — ISRAEL — RUSSIA — AUSTRALIA — CANADA —
EGYPT — JAPAN — SOUTH AFRICA — UNITED STATES OF AMERICA — MEXICO — KOREAN REPUBLIC

A worldwide list of our sales agents is available from the
Office for Official Publications of the European Communities
2 rue Mercier — L-2985 Luxembourg
tel. (352) 2929-1 — fax. (352) 2929-42658
Internet address:
<http://eur-op.eu.int/indexen.htm>
e-mail:
info.info@opoca.cec.be