



Statistics in focus

POPULATION AND SOCIAL CONDITIONS

THEME 3 – 13/2003

Contents

Over 25% of all 18-year-olds are not in the education system in the European Union... 1

... and more women than men participate in education 2

Large differences in entry rates to tertiary education..... 2

More female than male teachers but fewer female than male headteachers in upper secondary education..... 3

In few countries pupils in lower secondary education learn, on average, at least two foreign languages..... 3

An increasing proportion of graduates in mathematics, science and technology 6

Notes..... 6



Manuscript completed on: 01/04/2003
ISSN 1024-4352
Catalogue number: KS-NK-03-013-EN-C
© European Communities, 2003

Education in Europe

Key statistics 2000/01

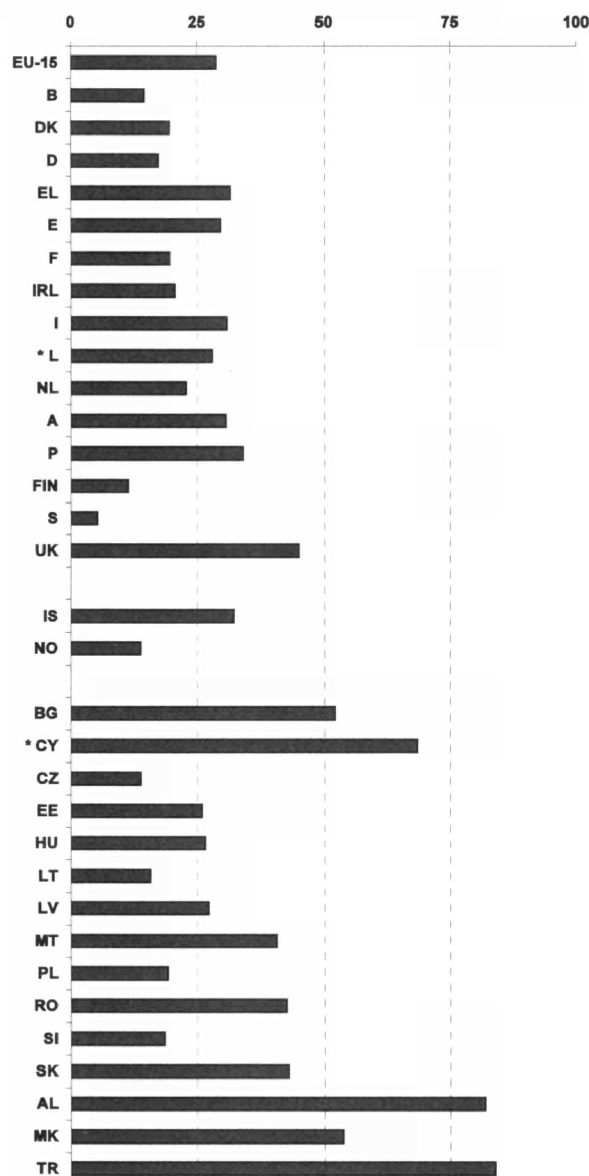
Mary Dunne

This publication presents some key statistics on education coming from the joint UNESCO Institute for Statistics-OECD-Eurostat data collection on education and from the Eurostat questionnaire on languages. It covers the 15 EU Member States, the 13 candidate countries, Iceland, Norway, Albania and the Former Yugoslav Republic of Macedonia. Enrolment data relate to the school year 2000/2001 while graduate data relate to 2001.

Over 25% of all 18-year-olds are not in the education system in the European Union...

At 18 years of age, more than one out of four Europeans living in the 15 Member States of the European Union is no longer in the education system (see figure 1).

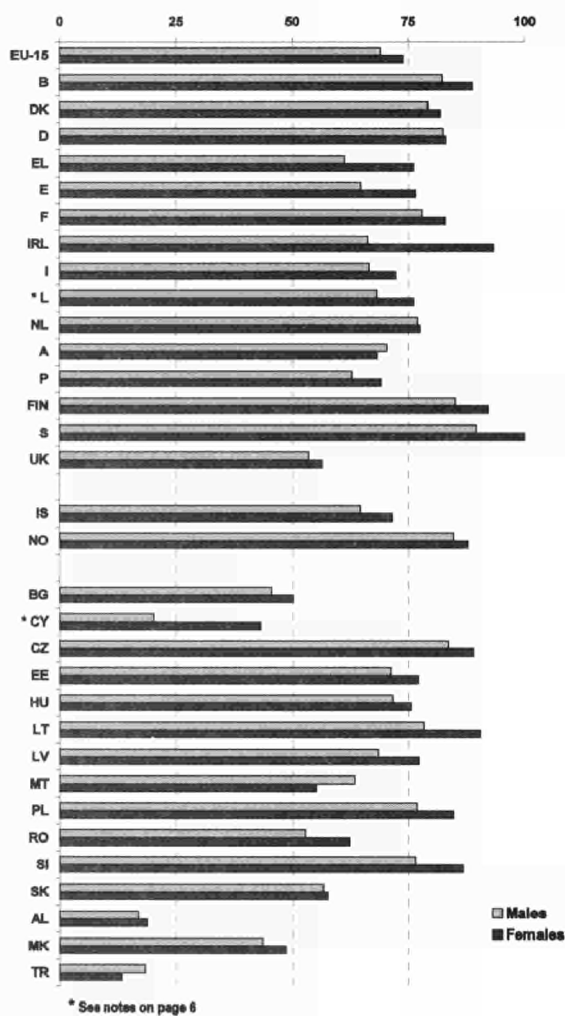
Figure 1: Percentage of 18-year-olds who are not in the national education system (ISCED levels 1 to 6)



* See notes on page 6

In the United Kingdom 45% of 18-year-olds are not in education. On the other hand, the proportions of 18-year-olds who are not in education is very low in Sweden (5%), Finland (11%), and Belgium (15%). In other countries, the proportion of 18-year-olds who do not participate in education varies from 14% in the Czech Republic and Norway to 84% in Turkey.

Figure 2: Percentage of 18 year old males and females who are participating in education (ISCED levels 1 to 6)



... and more women than men participate in education

In 19 countries, the proportion of women still in education at 18 years of age exceeds 75%. Among men of this age this percentage is reached only in 12 countries (see figure 2). In almost all countries (Austria, Malta and Turkey are the only exceptions), there are more 18 year old women than men in education. The difference between the participation rates of women and men is minimal in Germany, the Netherlands

and Slovakia (1 percentage point). On the other hand, in Ireland and Cyprus the difference is particularly high (27 and 23 percentage points respectively).

Large differences in entry rates to tertiary education

The proportion of new entrants to tertiary education at the theoretical age of entry is considerably different across Europe (see figure 3). In Belgium and Slovenia, one third of the population at the theoretical age of entry to tertiary education actually enters tertiary education. In Germany, Denmark, Austria, Hungary, Malta, Albania and Turkey, this percentage does not reach 10%. This partly results from differences in the educational systems of the countries. For example, in Germany and Denmark, at the theoretical age (see methodological notes), the majority of students are still enrolled in lower ISCED levels, whereas in Slovenia the majority is already studying at tertiary level. It is also related to differences in the proportion of the population receiving tertiary education at any age.

Figure 3: Entrants at theoretical starting age in ISCED level 5 as a % of the corresponding age group


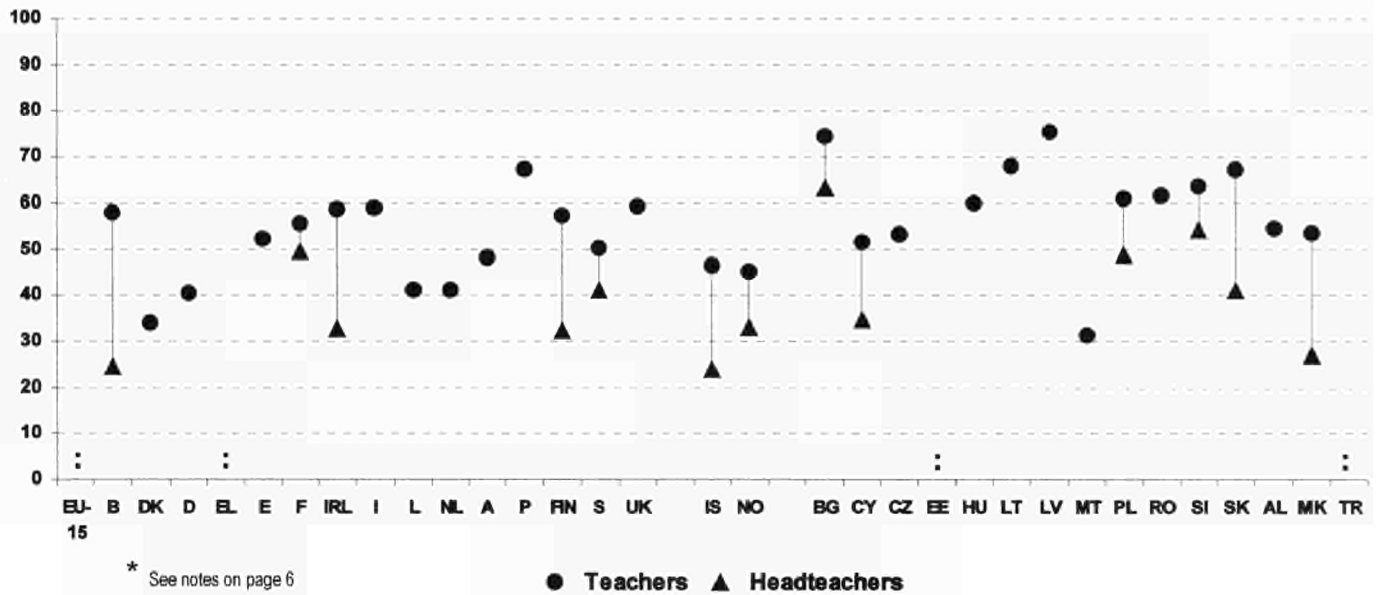


Figure 4: Proportion of women in the total number of teachers and of headteachers at ISCED level 3



More female than male teachers but fewer female than male headteachers in upper secondary education

In upper secondary education, there are generally more female than male teachers (see figure 4). Female teachers are proportionally more numerous than male teachers in 21 countries, out of the 29 countries for which data are available. In the 13 countries for which data are available, it is only in Bulgaria and in Slovenia that female headteachers are more numerous than male headteachers. The difference between the proportions of female teachers and female headteachers is particularly small in France, Sweden and

Slovenia (under 10 percentage points). In some countries (Belgium, Ireland, Slovakia and the FYROM), this gap exceeds 25 percentage points.

In few countries pupils in lower secondary education learn, on average, at least two foreign languages

In general, pupils learn more foreign languages in upper secondary education than in lower secondary education. At ISCED level 2, in all countries except Albania, pupils learn, on average, at least one foreign language (see figure 5). In Greece, Finland, the Netherlands, Iceland, Cyprus and Estonia pupils learn at least two languages.

Figure 5: Average number of foreign languages learned per pupil at ISCED level 2

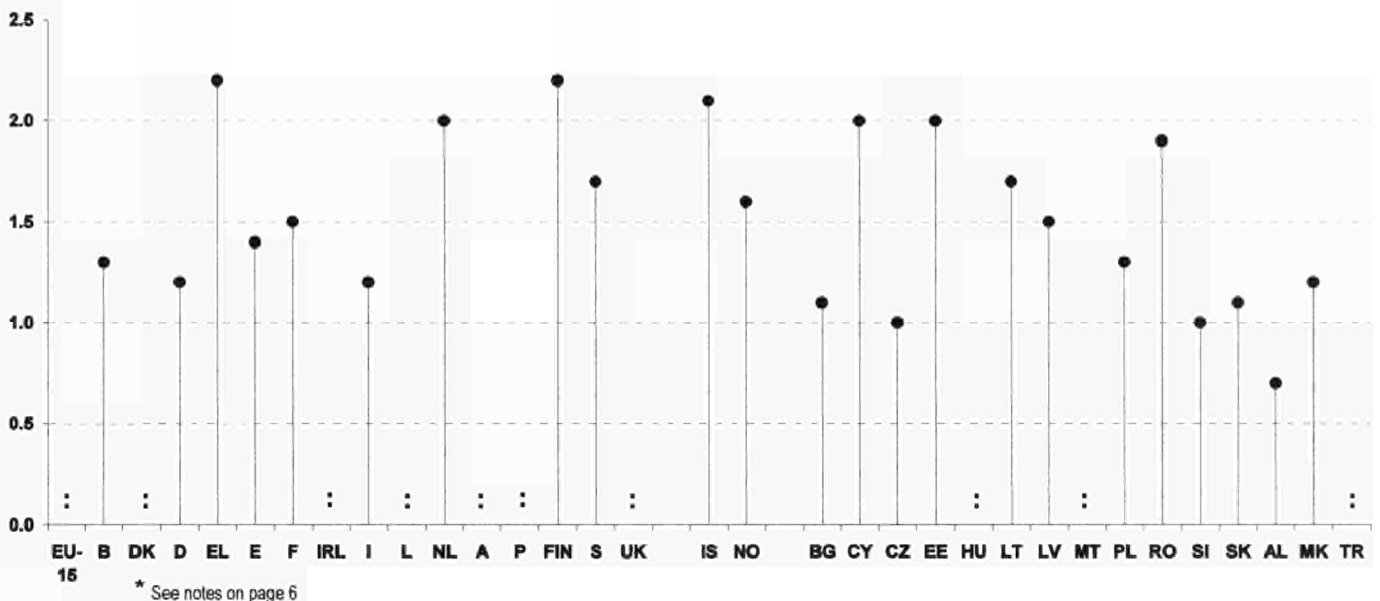


Table 1: First results for school year 2000/2001

	EU-15	B	DK	D	EL	E	F	IRL	I	L	NL	A	P
Population on 1st January 2001 (1000)													
aged 0 to 9 years old	41 113.6	1 188.0	685.6	8 017.2	1 023.9	3 817.1	7 261.7	532.1	5 452.4	56.6	1 996.9	882.3	1 087.0
aged 10 to 19 years old	44 768.5	1 224.2	587.8	9 372.5	1 272.5	4 569.6	7 741.2	618.1	5 897.0	51.3	1 911.1	954.2	1 242.0
aged 20 to 29 years old	50 483.1	1 313.7	711.3	9 577.5	1 585.7	6 598.4	7 839.0	645.9	7 955.4	57.0	2 081.5	1 033.2	1 611.3
total aged 0 to 29 years old	136 365.2	3 726.0	1 984.8	26 967.2	3 882.1	14 985.2	22 841.9	1 796.2	19 304.8	164.9	5 989.6	2 869.7	3 940.3
Number of pupils and students (ISCED levels 0 to 6) (1000)	85 301.7	2 704.3	1 280.0	16 913.2	2 052.7	8 764.4	14 292.2	989.6	10 720.1	84.1	3 601.3	1 687.0	2 241.2
Number of pupils and students (1000)													
at ISCED level 0	10 901.3	400.8	250.7	2 398.1	147.0	1 167.1	2 443.1	2.8	1 576.6	13.8	384.1	223.4	238.8
at ISCED level 1	23 218.6	771.9	395.9	3 519.1	636.5	2 505.2	3 837.9	443.6	2 825.1	33.3	1 282.0	392.3	801.5
at ISCED level 2	18 353.9	393.2	205.8	5 640.0	361.1	1 994.2	3 300.2	183.2	1 816.4	16.1	776.6	382.7	412.8
at ISCED level 3	18 999.9	732.1	235.7	2 747.5	382.4	1 189.1	2 575.8	145.3	2 657.0	17.5	626.3	366.5	400.3
at ISCED level 4	849.2	47.1	1.2	467.1	47.6	75.3	23.7	48.1	32.7	0.9	28.2	57.5	
at ISCED level 5	12 457.4	353.7	187.0	2 083.9	467.0	1 771.0	1 937.6	163.5	1 791.4	2.5	496.3	239.5	375.6
at ISCED level 6	362.9	5.6	3.8		11.2	62.5	94.2	3.1	21.0		7.8	25.1	12.1
Students in vocational programmes at ISCED level 3 as % of all ISCED level 3 students													
total	55.3	69.2	54.3	63.3	35.2	35.6	56.7		25.9	63.8	70.1	71.8	28.3
males	56.8	70.8	60.1	68.8	40.1	37.5	62.5		27.8	66.6	72.7	75.8	32.7
females	53.9	67.6	48.8	57.3	30.3	33.9	50.9		23.9	61.2	67.4	67.2	24.3
Entrants at theoretical starting age in ISCED level 3 as % of all persons of the corresponding age group			32.3		59.4		49.7	18.0					
Entrants at theoretical starting age in ISCED level 5 as % of all persons of the corresponding age group		34.3	9.0	5.4		28.5	24.3	23.4	25.5		14.1	7.2	
Entrants at theoretical starting age in ISCED level 5 as % of all entrants in ISCED level 5		49.1	30.5	11.5		39.3	42.1	41.9	56.6		23.7	42.3	
Participation rates (%)													
of 3 year olds at ISCED level 0	68.4	99.5	77.1	55.1		88.3	100.0	2.5	95.2	44.5	0.1	41.5	60.5
of 4 year olds at ISCED levels 0 and 1	92.2	100.0	92.0	85.9	58.2	99.7	100.0	50.2	98.9	93.8	98.1	79.2	75.6
of 18 year olds at ISCED levels 1 to 6 - total	71.4	85.4	80.4	82.6	68.5	70.5	80.4	79.4	69.2	72.1	77.3	69.4	65.9
of 18 year olds at ISCED levels 1 to 6 - males	69.1	82.2	79.1	82.3	61.3	64.6	78.0	66.2	66.4	68.2	77.0	70.5	62.8
of 18 year olds at ISCED levels 1 to 6 - females	73.8	88.6	81.8	82.9	76.2	76.6	82.8	93.3	72.1	76.2	77.6	68.3	69.2
of 15-24 year olds at ISCED levels 1 to 6 - total	57.4	65.3	61.9	63.0	55.5	56.7	61.1	52.8	47.7	43.1	63.1	51.2	51.6
of 15-24 year olds at ISCED levels 1 to 6 - males	55.5	62.7	60.3	62.8	52.6	53.3	59.5	49.7	44.9	42.6	64.1	50.8	48.8
of 15-24 year olds at ISCED levels 1 to 6 - females	59.4	68.1	63.4	63.2	58.6	60.3	62.6	56.1	50.7	43.6	62.1	51.6	54.5
Students (ISCED levels 5 to 6) aged 20 as % of corresponding age population													
total	31.1	46.3	10.8	15.7	56.0	38.4	40.5	35.8	30.1		32.0	19.6	29.4
males	28.3	40.0	9.6	10.7	53.7	32.1	35.7	31.4	24.9		28.6	15.5	24.9
females	36.1	52.6	12.1	20.9	58.5	45.1	45.5	40.3	35.6		35.5	23.8	34.1
Students (ISCED levels 5 to 6) aged 22 as % of corresponding age population													
total	25.9	29.5	26.1	20.3	30.7	32.5	32.0	18.1	25.7		30.0	21.1	27.4
males	23.9	28.8	21.6	19.4	32.5	29.2	30.4	17.2	21.2		29.8	20.0	23.2
females	27.9	30.1	30.7	21.2	28.8	35.9	33.7	18.9	30.3		30.2	22.1	31.6
Students (ISCED levels 5 to 6) aged 24 as % of corresponding age population													
total	17.8	12.6	31.3	20.0	18.8	20.5	16.8	8.0	19.0		18.6	19.4	16.8
males	17.3	13.2	26.4	21.3	20.1	20.0	16.8	7.7	16.3		20.4	19.3	14.3
females	18.2	11.9	36.4	18.5	17.5	21.0	16.9	8.2	21.7		16.7	19.5	19.3
Students (ISCED levels 5 to 6) studying in another Member State/EEA/Accession country as % of all national students	2.3	2.7	2.7	2.0	10.7	1.2	2.0	8.1	1.9	68.7	1.9	4.0	2.5
Graduates (ISCED levels 5 to 6) in mathematics, science and technology per 1000 of population aged 20-29		10.1		8.0		11.3					6.1	7.2	6.4
Average number of foreign languages learned per pupil													
in ISCED level 2 (General/pre-vocational programmes)		1.3		1.2	2.2	1.4	1.5		1.2		2.0		
in ISCED level 3 (General/pre-vocational programmes)		2.2		1.4	1.1	1.2	1.9		1.2		1.6		
Women teachers as % of total teachers													
in ISCED level 1		78.1	64.0	82.0		70.8	79.8	82.2	94.8	66.5	77.6	90.3	82.1
in ISCED level 2			64.0	59.2			64.5	58.6	73.1	41.1		65.3	70.0
in ISCED level 3		58.0	33.9	40.3		52.2	55.4		59.0		41.1	48.1	67.3
Women headteachers in ISCED level 3 as % of total headteachers in ISCED level 3		24.5					49.6	32.7					
Teachers age >60 teaching in public and private as % of total teachers													
at ISCED level 1		21.4		44.9			23.6	22.0	30.6	24.5	23.1		19.2
at ISCED levels 2 and 3		29.8		46.6			31.1	28.9	41.9	30.7	37.1		12.1
Average class size													
at ISCED level 1		20.5	19.0	22.4	17.4	20.9		24.5	18.3	15.8	23.9	19.4	18.7
at ISCED level 2		21.4	18.6	24.6	23.7	25.6	24.2	21.9	20.8	19.7		23.6	23.1
Ratio of pupils to teachers at ISCED level 1	16.1	13.4	11.3	19.4	12.7	14.7	20.3	20.3	10.8	11.1	17.2	14.3	12.7

See notes on page 6

Table 1: First results for school year 2000/2001

FIN	S	UK	IS	NO	BG	CY	CZ	EE	HU	LT	LV	MT	PL	RO	SI	SK	AL	MK	TR
617.7	1 043.8	7 451.3	44.0	609.1	707.8	100.0	1 021.5	136.1	1 068.5	407.1	226.5	49.1	4 404.6	2 356.9	191.9	635.3	725.0	286.7	13 830.5
650.4	1 095.6	7 580.8	43.1	559.3	1 046.3	113.0	1 325.2	211.0	1 291.9	538.3	363.6	57.4	6 225.2	3 332.3	258.3	844.9	672.0	328.1	13 379.0
633.4	1 108.9	7 730.8	43.0	601.3	1 146.9	100.6	1 719.6	189.4	1 596.9	473.2	324.6	57.1	6 065.2	3 768.0	298.1	909.3	515.0	321.8	12 673.8
1 901.5	3 248.3	22 762.8	130.1	1 769.6	2 901.0	313.6	4 066.4	536.5	3 957.3	1 418.6	914.8	163.6	16 694.9	9 457.3	748.2	2 389.5	1 912.0	936.6	39 883.3
1 309.6	2 436.7	16 225.1	89.2	1 137.8	1 522.4	157.2	2 219.9	358.4	2 277.3	875.3	562.8	87.8	10 037.9	4 565.3	459.0	1 270.4	774.6	421.1	15 151.9
138.0	329.8	1 187.3	14.7	144.6	200.4	17.6	288.2	52.5	353.1	88.0	53.1	9.8	885.4	611.0	55.7	156.4	82.3	34.5	258.7
392.2	786.0	4 596.1	31.8	426.5	374.4	63.6	630.7	117.3	489.8	211.7	125.6	33.5	3 221.3	1 090.2	86.4	300.2	274.2	123.7	10 460.2
192.7	361.2	2 317.7	11.9	162.0	366.0	32.7	517.9	63.3	505.2	332.1	171.7	29.0	1 194.8	1 321.3	99.7	398.8	266.9	128.3	
300.5	567.2	6 056.7	20.3	207.9	329.4	31.4	486.2	55.7	502.3	101.0	102.5	7.3	2 779.2	927.5	125.1	264.7	110.3	93.8	2 825.6
6.7	13.0		0.3	6.7	5.1		36.9	11.8	96.4	6.7	7.1	0.7	182.3	82.1	0.6	6.3		0.6	
259.0	337.3	1 992.0	10.1	185.4	243.6	11.9	242.3	56.3	323.8	133.9	101.5	7.4	1 749.4	533.2	91.5	136.1	40.9	40.2	1 585.6
20.6	20.7	75.3	0.1	4.7	3.4	0.1	17.7	1.4	6.8	2.1	1.3	0.0	25.6		7.8				21.8
56.7	51.8	66.9	35.2	57.6	55.8	14.3	79.9	31.8	11.5	32.3	38.3	26.3	62.1	63.9	72.3	77.6	14.8	63.0	39.7
60.9	52.5	63.6	45.0	63.3	68.1	24.0	84.3	43.0	14.4	39.1	47.0	32.1	71.4	72.1	77.0	81.1	20.4	69.1	36.6
53.1	51.2	69.6	25.8	51.7	43.3	4.7	75.6	21.1	8.6	25.7	30.0	20.0	52.1	55.6	67.6	74.2	9.1	56.3	31.8
	87.1		88.8		39.0	68.8	49.2		33.0			10.8		65.3	82.3		33.0		
15.9	11.9	21.5	13.3	12.4	12.0	16.3	11.4		9.4	17.7		5.3		13.3	33.8	12.6	5.2		2.7
21.8	14.6	27.2	20.0	17.0	31.5	32.7	28.4		14.4	23.3		14.0		27.7	47.3	31.7	38.8		9.1
34.4	70.6	55.2	89.4	71.6	63.9	28.7	58.5	77.1	71.2	46.2	57.7	76.6	23.1	38.1	58.0	54.4	34.4	11.7	
42.8	75.5	99.3	91.8	80.1	71.8	58.4	87.0	80.4	89.6	51.2	62.6	95.0	32.7	60.3	70.0	68.4	47.7	11.7	
88.5	94.7	55.0	67.8	86.1	47.8	31.5	86.1	74.1	73.4	84.3	72.8	59.3	80.7	57.5	81.4	57.1	18.0	46.1	16.0
85.0	89.4	53.6	64.5	84.6	45.6	20.2	83.5	71.1	71.5	78.4	68.5	63.4	76.9	52.8	76.5	56.6	17.0	43.7	18.5
92.1	100.0	56.4	71.4	87.6	50.1	43.2	88.8	77.2	75.5	90.3	77.3	55.1	84.6	62.4	86.6	57.5	18.9	48.6	13.4
68.3	64.7	53.5	60.2	61.2	44.2	37.5	52.0	62.1	51.6	64.5	59.3	37.1	63.4	41.9	62.7	46.0	22.9	37.0	19.4
65.0	60.6	51.1	57.9	58.9	41.9	36.0	51.1	57.6	49.9	60.9	55.2	37.5	61.2	39.8	58.1	45.0	22.5	36.0	22.5
71.8	68.9	55.9	62.5	63.7	46.7	39.0	53.0	66.7	53.3	68.2	63.7	36.8	65.7	44.0	67.5	46.9	23.3	38.0	16.2
30.6	23.0	33.7	13.7	26.7	30.4	20.0	26.0	36.9	26.0	42.3	33.5	19.1	35.6	21.7	43.4	23.4	10.8	20.5	13.8
24.3	19.1	30.9	11.7	19.2	24.8	20.8	24.4	29.7	21.8	33.9	26.4	15.6	29.8	18.8	36.1	21.5	7.3	16.8	15.5
37.2	27.0	36.7	15.8	34.4	36.4	19.1	27.8	44.4	30.3	51.1	41.0	22.7	41.6	24.6	50.8	25.3	14.0	24.4	12.0
44.0	30.8	16.5	26.8	31.4	26.3	9.1	20.4	28.0	22.9	28.7	26.5	9.0	33.7	16.1	36.5	20.2	7.7	15.2	8.2
39.3	27.3	15.8	22.9	26.7	22.3	11.1	20.0	23.7	20.7	23.8	20.0	9.4	29.9	15.0	29.2	19.1	6.6	12.7	10.3
49.0	34.3	17.2	30.7	36.3	30.5	7.3	20.8	32.4	25.3	33.8	33.1	8.6	37.7	17.2	44.4	21.4	8.8	17.9	6.1
36.1	25.6	9.1	22.5	25.6	16.3	4.5	11.6	18.3	13.8	15.8	16.2	4.6	20.3	9.0	22.8	8.1	3.5	7.7	4.0
35.1	23.7	8.4	0.6	23.5	15.9	5.6	11.9	15.8	12.9	12.3	13.3	4.8	19.9	8.8	19.6	8.1	3.0	7.5	5.3
37.2	27.5	9.7	27.9	27.7	16.7	3.4	11.2	20.9	14.8	19.3	19.2	4.4	20.7	9.2	26.3	8.2	3.9	8.0	2.6
3.1	2.8	0.7	16.4	5.0	4.0	34.1	1.6	3.2	1.8	2.1	1.4	7.0	0.9	2.1	1.8	5.5			
	12.4	19.5	9.1	8.6	7.5		5.6	7.3		13.1	7.6	3.3	7.4	4.9	8.2	7.4	0.6	3.1	4.8
2.2	1.7		2.1	1.6	1.1	2.0	1.0	2.0		1.7	1.5		1.3	1.9	1.0	1.1	0.7	1.2	
2.8	2.2		1.6		1.8	1.6	1.9	2.3	1.2	1.7	1.9		1.9	1.9	2.0	2.0	1.0	1.3	
73.2	79.9	81.6	78.3		91.5	79.7	84.4		86.2	98.2	96.8	85.8	83.5		96.2	93.3	73.5	68.3	
71.1	62.6	59.1		72.6	78.7	66.3	84.1		84.2	81.9	84.2	55.6	73.9	75.3	74.6	76.5	54.5	48.7	
57.3	50.3	59.1	46.6	45.0	74.5	51.5	53.2		60.1	67.9	75.3	31.3	60.9	61.7	63.6	67.3	54.6	53.5	
32.4	41.0		23.9	33.1	63.2	34.7							48.7		54.1	41.1		27.0	
24.6	41.7	26.0	25.1		14.5	5.1				20.7	21.0	33.3	13.1		17.0	28.3	15.9	28.7	
36.1	44.6	26.0	37.6	35.0	22.0	26.1				22.9	27.6	24.7	18.9	25.1	18.7	28.3	20.8	30.4	
		26.4	17.3	19.2	20.1	22.3	20.0	22.3	20.8	16.0	18.6		21.1	19.3	18.6	21.3	22.5	23.5	29.6
		24.7	17.8	23.1	21.8	25.0	22.0	23.5	21.4	21.0	19.6		24.6	22.1	21.5	23.6	26.0	26.0	
16.1	12.4	20.8	12.6	10.9	17.7	21.1	19.4	14.7	11.3	16.9	17.6	19.0	12.5	15.6	13.1	20.7	21.8		29.8

Table 2: Graduates (ISCED levels 5 and 6) in mathematics, science and technology per 1000 of population aged 20-29

	EU-15	B	DK	D	EL	E	F	IRL	I	L	NL	A	P	FIN	S	UK	IS	NO	BG	CY	CZ	EE	HU	LT	LV	MT	PL	*RO	SI	SK	AL	MK	TR		
1993	:	9.2	9.8	8.2	3.8	4.4	14.2	19.1	2.9	:	5.5	:	2.4	13.2	6.2	12.9	:	:	:	:	:	:	:	:	:	:	:	:	:	:	:	:	:	:	:
1994	:	:	8.9	:	5.1	:	21.0	2.8	:	5.4	3.2	3.8	13.0	6.3	15.7	:	:	:	:	:	:	:	:	:	:	:	:	:	:	:	:	:	:	:	:
1995	:	:	9.8	9.3	:	5.8	:	21.4	2.9	:	5.8	3.3	3.9	13.0	7.3	13.5	:	8.5	:	:	:	:	:	:	:	:	:	:	:	:	:	:	:	:	:
1996	:	:	9.4	9.3	:	6.6	:	21.9	4.1	:	6.8	3.8	4.1	13.1	7.4	14.3	:	7.9	9.1	:	:	:	:	:	:	:	:	:	:	:	:	:	:	:	:
1997	:	:	:	9.1	:	7.6	17.6	21.8	5.0	:	:	4.3	4.8	15.8	7.8	14.5	:	7.7	8.4	:	:	4.2	5.0	7.3	6.9	:	3.8	5.9	6.3	4.9	:	:	:	:	
1998	:	:	8.1	8.8	:	8.0	18.5	22.4	5.1	1.4	6.0	7.7	:	15.9	7.9	15.2	:	7.0	7.5	:	5.5	3.9	4.6	2.9	5.1	8.6	5.9	:	4.3	4.2	5.0	4.3	:	:	:
1999	:	:	8.2	8.6	:	9.5	19.0	:	5.4	:	5.8	6.8	:	17.8	9.7	15.6	:	6.3	7.2	:	6.5	4.0	4.0	5.7	4.5	10.8	6.3	1.3	5.5	4.1	8.4	5.1	:	:	:
2000	:	9.7	11.1	8.2	:	9.9	19.7	23.2	5.7	1.5	5.8	7.1	6.3	16.0	11.6	16.2	:	8.4	7.9	:	6.6	3.3	5.5	7.0	3.7	12.1	7.5	3.8	6.6	4.5	8.9	5.3	1.0	:	:
2001	:	10.1	:	8.0	:	11.3	:	:	:	:	6.1	7.2	8.4	:	12.4	19.5	:	9.1	8.6	:	7.5	:	5.6	7.3	:	13.1	7.8	3.3	7.4	4.9	8.2	7.4	0.6	3.1	4.8

* See notes on page 6

An increasing proportion of graduates in mathematics, science and technology

In the population aged 20-29 years, the proportion of tertiary graduates in mathematics, science and technology has recently been highest in Ireland, France, Finland and the United Kingdom (respectively 23.2%, 19.7%, 16% and 19.5%; see table 2). Among the acceding countries,

Lithuania presents the highest figure (13.1% in 2000/2001). This proportion has tended to rise over time (except in a few countries) and has increased considerably in the past five years in Spain, Austria, Estonia, Lithuania, Poland and Slovakia. This increase is the result of the growing number of graduates from tertiary education and also from the rise in the proportion of students in mathematics, science and technology fields.

Notes

Population - EL: Reference date is 1 January 2000 - FR, AL: Data are from a national source - IRL, EE, LT: Data are provisional - L, P, UK, MT: Data are estimated

Number of pupils and students (ISCED levels 0-6) - D, RO, SI, AL, MK: Data exclude ISCED level 6 - L: Luxembourg does not have a complete university system (most students study abroad) - PT, AL, CY: ISCED level 4 is not applicable

Number of pupils and students (1000) - D, F, S: Some students cannot be allocated by level - L: Luxembourg does not have a complete university system (most students study abroad) - UK: ISCED level 3 includes ISCED level 4 - IRL: There is no official provision of ISCED level 0 education - CY: Most students in ISCED levels 5-6 study abroad

Students in vocational programmes at ISCED level 3 as % of all ISCED 3 students - UK: ISCED level 3 vocational programmes include ISCED level 4 - HU: ISCED level 3 vocational programmes include ISCED level 2 vocational programmes

Entrants at theoretical starting age in ISCED level 3 as % of all persons of the corresponding age group - IRL: Data refer to full-time students only; ISCED level 3 excludes students in private institutions

Entrants at theoretical starting age in ISCED level 5 as % of all persons of the corresponding age group - I, A, FIN, SK: Data refer to ISCED level 5A only - IRL: Data refer to full-time students only

Entrants at theoretical starting age in ISCED level 5 as % of all entrants in ISCED level 5 - I, A, FIN, SK: Data refer to ISCED level 5A only - IRL: Data refer to full-time students only

Participation rates in pre-primary education - UK: Data only refer to children enrolled in school establishments

Participation rates of 18 year olds in ISCED levels 1-6 - L, CY: Most tertiary students study abroad

Participation rates of 15-24 year olds in ISCED levels 1-6 - D, I, RO, SI, AL, MK: Data exclude ISCED level 6 - L: Luxembourg does not have a complete university system (most students study abroad) - CY: Most tertiary students study abroad - TR: The age group 20-24-year-olds includes only tertiary students

Participation rates of 20, 22 and 24-year-olds in tertiary education - D, I, RO, SI, AL, MK: Data exclude ISCED level 6 - CY: Data exclude students studying abroad

Students (ISCED levels 5 to 6) studying in another Member State/EEA/Accession country as % of all national students both at home and abroad - EL, L, LI: Data exclude foreign students studying in these countries - D, RO, SI: Data exclude ISCED level 6 - L, CY: Most students study abroad

Graduates (ISCED levels 5 to 6) in mathematics, science and technology per 1000 of population aged 20-29 - RO, AL: Data exclude ISCED level 6, ISCED level 5 excludes second qualification

Average number of foreign languages learned per pupil - NL, CZ, PL, SK: Data refer to full-time students only - FIN, CZ, HU, EE, SK: The national language taught in schools where it is not the teaching language is counted as a foreign language - MK: ISCED level 3 includes vocational programmes

Data on teachers - IS: ISCED level 1 includes ISCED level 2 - NO, RO: ISCED level 2 includes ISCED level 1 - NO, UK, MK: ISCED level 3 includes ISCED level 4 - B, E, NL, IS: ISCED level 3 includes ISCED levels 2 and 4 - B: Data refer to Flemish community only. Data on headteachers refer to personnel in a combination of ISCED levels 2 and 3 - IRL: ISCED level 2 includes ISCED levels 3 and 4 - I: About 12% of the teachers in ISCED levels 1-3 cannot be allocated by age - L: Data refer to public sector only; ISCED level 2 includes ISCED level 3 - NL: ISCED level 1 includes ISCED level 0 - AT: ISCED level 3 includes a large amount of school level management personnel - FIN: ISCED level 3 includes ISCED levels 4 and 5B - UK: For teachers age >50, ISCED level 3 refers to general programmes only - LT: ISCED level 3 excludes general programmes which are included in ISCED level 2 - CY: Data on headteachers include some teachers in ISCED level 2

Average class size - B: At ISCED level 1, data refer to the French community only. At ISCED level 2, data refer to public education in the French community only - UK: Data refer to public institutions only - SI: ISCED levels 2 and 3 include full-time students only

Ratio of students to teachers at ISCED level 1 - NL: ISCED level 1 includes ISCED level 0 - IS, NO, RO: Data include ISCED level 2

➤ ESSENTIAL INFORMATION – METHODOLOGICAL NOTES

Abbreviations: : not available . not applicable

B Belgium, **DK** Denmark, **D** Germany, **EL** Greece, **E** Spain, **F** France, **IRL** Ireland, **I** Italy, **L** Luxembourg, **NL** Netherlands, **A** Austria, **P** Portugal, **FIN** Finland, **S** Sweden, **UK** United Kingdom, **IS** Iceland, **LI** Liechtenstein, **NO** Norway, **BG** Bulgaria, **CY** Cyprus, **CZ** Czech Republic, **HU** Hungary, **EE** Estonia, **LV** Latvia, **LT** Lithuania, **MT** Malta, **PL** Poland, **RO** Romania, **SI** Slovenia, **SK** Slovakia, **AL** Albania, **MK** Former Yugoslav Republic of Macedonia (FYROM), **TR** Turkey

Data sources, classification:

The data presented here are from administrative sources (UOE data collection). The data, which are collected annually, relate to enrolments, new entrants, graduates, teaching staff and educational expenditure. Specific Eurostat questionnaires provide information on the study of foreign languages and enrolments by region. Data are classified according to the International Standard Classification of Education (ISCED), revised in 1997:

ISCED level 0: Pre-primary education - Preceding primary education, not compulsory in most countries. Data refer to the education-oriented institutions which obligatorily recruit staff with specialized qualifications in education.

ISCED level 1: Primary education - Depending on countries, it begins between 4 and 7 years of age and generally lasts 5 to 6 years. Programmes are designed to give pupils a sound basic education in reading, writing and mathematics along with an elementary understanding of other subjects.

ISCED level 2: Lower secondary education - Is a part of compulsory schooling in all countries analysed. Programmes are typically more subject-focused. Usually the end of this level coincides with the end of full-time compulsory education.

ISCED level 3: Upper secondary education - Typically starts at 15 or 16 years, at the end of full-time compulsory education. Instruction is even more subject-oriented and often teachers need to be more qualified than at ISCED 2 level. Education can be general or pre-vocational (two types of education often aggregated) or vocational. Many programmes enable access to ISCED 5.

ISCED level 4: Post-secondary non-tertiary education - These programmes straddle the boundary between upper-secondary and tertiary education from an international point of view. They serve to broaden the knowledge of ISCED 3 graduates. Typical examples are programmes designed to prepare students for studies at level 5 while other programmes prepare students for direct labour market entry.

ISCED level 5: First stage of tertiary education (not leading directly to an advanced research qualification), covering programmes of at least two years' duration, divided between:

- Type A: programmes that are theoretically based and/or preparatory to research (history, philosophy, mathematics, etc.) or give access to professions with high skill requirements, such as medicine, dentistry, and architecture.

- Type B: programmes that are practically oriented/occupationally specific and are mainly designed for participants to acquire the practical skills and know-how needed for employment in a particular occupation or trade, the successful completion of which usually culminates in a qualification relevant for the labour-market.

ISCED level 6 – Second stage of tertiary education, covering programmes leading to an advanced research qualification (e.g. PhD or Doctorate), which are devoted to advanced study and original research and not based on course-work only.

Web links:

<http://forum.europa.eu.int/Public/irc/dsis/edtcsl/library?l=/public&vm=detailed&sb=Title>

http://portal.unesco.org/uis/TEMPLATE/pdf/isced/ISCED_A.pdf

Table 3: Theoretical starting age (2000/01) at ISCED levels 3A and 5A/5B

	B	DK	D	EL	E	F	IRL	I	L	NL	A	P	FIN	S	UK	IS	NO
3A	14	16-17	16	15	16	15	15	14	15	16	14	15	16	16	16	16	16
5A-B	18	20-21	19	18	18	18	18	19	18	18	18-19	18	19	19	18	20	19
	BG	CY	CZ	EE	HU	LT	LV	MT	PL	RO	SI	SK	AL	MK	TR		
3A	14-15	15	15	15	14	17	16	16	15	15	15	14-15	14	15	14		
5A-B	19	18	19	18	18	19	19	19	19	19	19	19	18	19	17		

Further information:

Databases

New Cronos theme 3, Domain educ

To obtain information or to order publications, databases and special sets of data, please contact the **Data Shop** network:

BELGIQUE/BELGIË	DANMARK	DEUTSCHLAND	ESPAÑA	FRANCE	ITALIA – Roma
Eurostat Data Shop Bruxelles/Brussel Planistat Belgique Rue du Commerce 124 Handelsstraat 124 B-1000 BRUXELLES / BRUSSEL Tel. (32-2) 234 67 50 Fax (32-2) 234 67 51 E-mail: datashop@planistat.be URL: http://www.datashop.org/	DANMARKS STATISTIK Bibliotek og Information Eurostat Data Shop Sejrøgade 11 DK-2100 KØBENHAVN Ø Tlf. (45) 39 17 30 30 Fax (45) 39 17 30 03 E-mail: blb@dst.dk URL: http://www.dst.dk/bibliotek	STATISTISCHES BUNDESAMT Eurostat Data Shop Berlin Otto-Braun-Straße 70-72 (Eingang: Karl-Marx-Allee) D-10178 BERLIN Tel. (49) 1888-644 94 27/28 (49) 611 75 94 27 Fax (49) 1888-644 94 30 E-Mail: datashop@destatis.de URL: http://www.eu-datashop.de/	INE Eurostat Data Shop Paseo de la Castellana, 183 Despacho 011B Entrada por Estébanez Calderón E-28046 MADRID Tel. (34) 915 839 167/ 915 839 500 Fax (34) 915 830 357 E-mail: datashop.eurostat@ine.es URL: http://www.ine.es/prodyser/datashop/index.html	INSEE Info Service Eurostat Data Shop 195, rue de Bercy Tour Gamma A F-75582 PARIS CEDEX 12 Tél. (33) 1 53 17 88 44 Fax (33) 1 53 17 88 22 E-mail: datashop@insee.fr	ISTAT Centro di Informazione Statistica Sede di Roma, Eurostat Data Shop Via Cesare Balbo, 11a I-00184 ROMA Tel. (39) 06 46 73 32 28 Fax (39) 06 46 73 31 01/07 E-mail: datashop@istat.it URL: http://www.istat.it/Prodotti-e/Allegati/Eurostatdatashop.html
ITALIA – Milano	LUXEMBOURG	NEDERLAND	NORGE	PORTUGAL	SCHWEIZ/SUISSE/SVIZZERA
ISTAT Ufficio Regionale per la Lombardia Eurostat Data Shop Via Fieno 3 I-20123 MILANO Tel. (39) 02 80 61 32 460 Fax (39) 02 80 61 32 304 E-mail: mileuro@tin.it URL: http://www.istat.it/Prodotti-e/Allegati/Eurostatdatashop.html	Eurostat Data Shop Luxembourg 46A, avenue J.F. Kennedy BP 1452 L-1014 LUXEMBOURG Tél. (352) 43 35-2251 Fax (352) 43 35-22221 E-mail: dslux@eurostat.datashop.lu URL: http://www.datashop.org/	Centraal Bureau voor de Statistiek Eurostat Data Shop-Voorburg Postbus 4000 2270 JM VOORBURG Nederland Tel. (31-70) 337 49 00 Fax (31-70) 337 59 84 E-mail: datashop@cbs.nl URL: www.cbs.nl/eurodatashop	Statistics Norway Library and Information Centre Eurostat Data Shop Kongens gate 6 Boks 8131 Dep. N-0033 OSLO Tel. (47) 21 09 46 42/43 Fax (47) 21 09 45 04 E-mail: Datashop@ssb.no URL: http://www.ssb.no/bibliotek/datashop/	Eurostat Data Shop Lisboa INE/Serviço de Difusão Av. António José de Almeida, 2 P-1000-043 LISBOA Tel. (351) 21 842 61 00 Fax (351) 21 842 63 64 E-mail: data.shop@ine.pt	Statistisches Amt des Kantons Zürich, Eurostat Data Shop Bleichenweg 5 CH-8090 Zürich Tel. (41) 1 225 12 12 Fax (41) 1 225 12 99 E-mail: datashop@statistik.zh.ch URL: http://www.statistik.zh.ch
SUOMI/FINLAND	SVERIGE	UNITED KINGDOM	UNITED STATES OF AMERICA		
STATISTICS FINLAND Eurostat Data Shop Helsinki Tilastokijasto PL 28 FIN-00022 Tilastokeskus Työpajakatu 13 B, 2. kerros, Helsinki P. (358-9) 17 34 22 21 F. (358-9) 17 34 22 79 Sähköposti: datashop@stat.fi URL: http://tilastokeskus.fi/tilkk/datashop/	STATISTICS SWEDEN Information service Eurostat Data Shop Karlavägen 100 - Box 24 300 S-104 51 STOCKHOLM Tfn (46-8) 50 69 48 01 Fax (46-8) 50 69 48 99 E-post: infoservice@scb.se URL: http://www.scb.se/tjanster/datashop/datashop.asp	Eurostat Data Shop Office for National Statistics Room 1.015 Cardiff Road Newport NP10 8XG South Wales United Kingdom Tel. (44-1633) 81 33 69 Fax (44-1633) 81 33 33 E-mail: eurostat.datashop@ons.gov.uk	HAVER ANALYTICS Eurostat Data Shop 60 East 42nd Street Suite 3310 NEW YORK, NY 10165 USA Tel. (1-212) 986 93 00 Fax (1-212) 986 69 81 E-mail: eurodata@haver.com URL: http://www.haver.com/		

Media Support Eurostat (for professional journalists only):

Bech Building Office A4/017 • L-2920 Luxembourg • Tel. (352) 4301 33408 • Fax (352) 4301 35349 • e-mail: eurostat-mediasupport@cec.eu.int

For information on methodology

Mary Dunne, Eurostat/E3, L-2920 Luxembourg, Tel. (352) 4301 33596, Fax (352) 4301 35399, E-mail: Mary.Dunne@cec.eu.int.

This publication has been elaborated in collaboration with Etienne Albiser, Marta Beck, Claudine Greiveldinger, José Dias.

ORIGINAL: English

Please visit our web site at www.europa.eu.int/comm/eurostat/ for further information!

A list of worldwide sales outlets is available at the **Office for Official Publications of the European Communities**.

2 rue Mercier – L-2985 Luxembourg
 Tel. (352) 2929 42118 Fax (352) 2929 42709
 URL: <http://publications.eu.int>
 E-mail: info-info-opoce@cec.eu.int

BELGIQUE/BELGIË – DANMARK – DEUTSCHLAND – GREECE/ELLADA – ESPAÑA – FRANCE – IRELAND – ITALIA – LUXEMBOURG – NEDERLAND – ÖSTERREICH
 PORTUGAL – SUOMI/FINLAND – SVERIGE – UNITED KINGDOM – ISLAND – NORGE – SCHWEIZ/SUISSE/SVIZZERA – BALGARIJA – CESHÁ REPUBLIKA – CYPRUS
 EESTI – HRVATSKA – MAGYARORSZÁG – MALTA – POLSKA – ROMÂNIA – RUSSIA – SLOVAKIA – SLOVENIA – TÜRKIYE – AUSTRALIA – CANADA – EGYPT – INDIA
 ISRAËL – JAPAN – MALAYSIA – PHILIPPINES – SOUTH KOREA – THAILAND – UNITED STATES OF AMERICA

Order form

I would like to subscribe to *Statistics in focus* (from 1.1.2003 to 31.12.2003):

(for the Data Shop and sales office addresses see above)

All 9 themes (approximately 200 issues)

Paper: EUR 240

Language required: DE EN FR

Statistics in focus can be downloaded (pdf file) free of charge from the Eurostat web site. You only need to register. For other solutions, contact your Data Shop.

Please send me a free copy of 'Eurostat mini-guide' (catalogue containing a selection of Eurostat products and services)

Language required: DE EN FR

I would like a free subscription to 'Statistical References', the information letter on Eurostat products and services

Language required: DE EN FR

Mr Mrs Ms

(Please use block capitals)

Surname: _____ Forename: _____

Company: _____ Department: _____

Function: _____

Address: _____

Post code: _____ Town: _____

Country: _____

Tel.: _____ Fax: _____

E-mail: _____

Payment on receipt of invoice, preferably by:

Bank transfer

Visa Eurocard

Card No: _____ Expires on: ____/____

Please confirm your intra-Community VAT number:

If no number is entered, VAT will be automatically applied. Subsequent reimbursement will not be possible.