

BALANCE OF CURRENT TRANSACTIONS OF CANDIDATE COUNTRIES: ANNUAL DATA 1995-1998

Elena CAPRIOLI

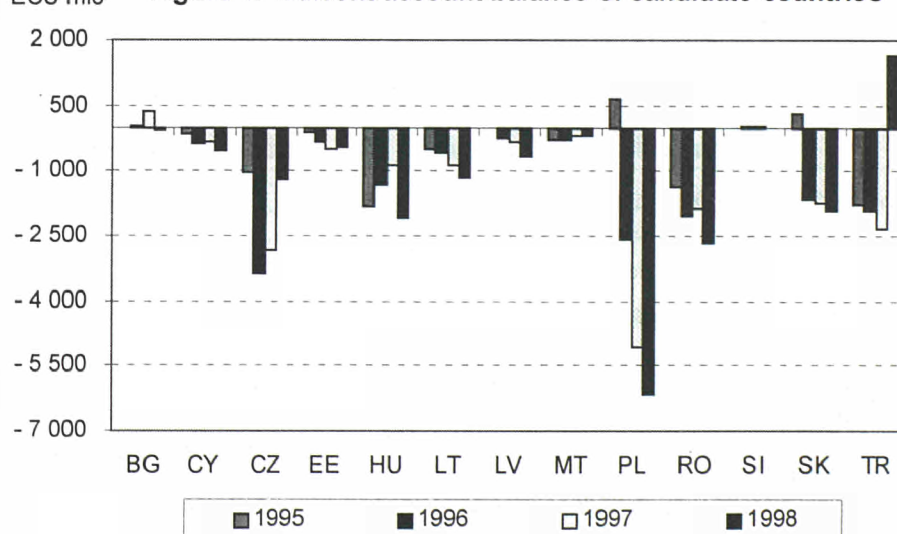
In spite of the surpluses recorded by most of the candidate countries in the accounts of services and current transfers, their current balances tended to be in deficit between 1995 and 1998. The composition of services showed a strong emphasis on exports of travel services and imports of "other services".

Changes in the current account balance of countries applying for membership of the European Union¹: persistent deficit due to goods and income accounts

From 1995 to 1998 most of the 13 candidate countries recorded current balance deficits. As a rule, these deficits stayed below ECU 3 billion. Three countries stood out, however:

- Poland, where after a surplus of ECU 653 million in 1995, the current account balance registered a steady decline, which reached a record deficit of ECU 6.2 billion in 1998;
- Slovenia, where the current account balance remained in equilibrium between 1995 and 1998;
- Turkey, where the deficit hovered around ECU 2 billion between 1995 and 1997 before turning into a surplus of ECU 1.7 billion in 1998.

Figure 1: Current account balance of candidate countries



Statistics
in focus

ECONOMY AND
FINANCE

THEME 2 – 32/2000

BALANCE OF PAYMENTS

Contents

Changes in the current balance of countries applying for membership of the European Union: persistent deficit due to goods and income accounts 1

More than half of the candidate countries had a current deficit of between 5% and 2% of GDP²..... 2

Trade in services with the rest of the world: positive balances in 1998..... 2

Structure of services: break-down into transport services, travel services and other services 3



Manuscript completed on: 25.08.2000
ISSN 1024-4298
Catalogue number: CA-NJ-00-032-EN-C
Price in Luxembourg per single copy
(excl. VAT): EUR 6

© European Communities, 2000

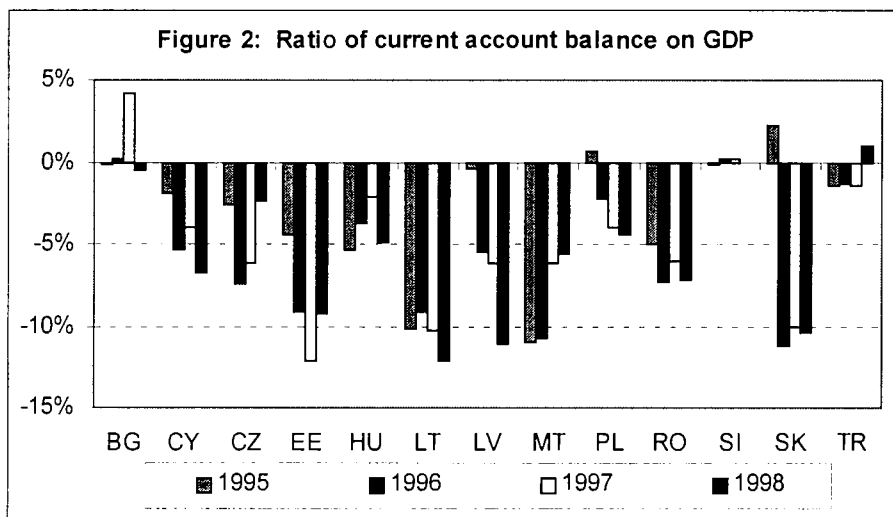
¹ Candidate countries: BG=Bulgaria, CY=Cyprus, CZ=Czech Republic, EE=Estonia, HU=Hungary, LT=Lithuania, LV=Latvia, MT=Malta, PL=Poland, RO=Romania, SI=Slovenia, SK=Slovakia, TR=Turkey

Summary table of the current account and its main components for the candidate countries

(ECU mio)

1998 data		BG	CY	CZ	EE	HU	LT	LV	MT	PL	RO	SI	SK	TR
Current account	Exports	5 842	4 021	32 119	3 992	25 127	4 848	3 001	3 242	43 826	9 516	10 589	12 623	56 090
	Imports	5 897	4 559	33 306	4 421	27 186	6 006	3 633	3 437	49 982	12 163	10 593	14 515	54 421
	Net	-55	-537	-1 187	-429	-2 059	-158	-632	-194	-615	-2 647	-3	-1 893	-1 069
Goods	Exports	3 741	955	23 412	2 399	18 505	3 534	1 798	1 629	28 960	7 405	8 113	9 555	27 848
	Imports	4 080	3 130	25 680	3 397	20 615	4 888	2 805	2 156	40 410	9 747	8 804	11 652	40 632
	Net	-340	-2 175	-2 268	-998	-2 110	-1 354	-1 007	-528	-1 450	-2 341	-691	-2 097	-12 784
Services	Exports	1 595	2 652	6 658	1 321	5 288	989	930	1 054	9 741	1 086	1 826	2 102	20 802
	Imports	1 262	1 020	5 065	810	3 696	775	679	713	5 980	1 669	1 368	2 085	8 795
	Net	332	1 632	1 593	511	1 592	215	251	340	3 761	583	458	17	12 007
Transport	Exports	403	331	1 234	632	577	387	590	283	2 564	450	479	683	2 783
	Imports	472	503	628	365	403	237	198	326	1 483	565	361	395	2 320
	Net	-69	-172	-607	-267	-174	-150	-392	-45	-1 060	-115	-118	-258	-463
Travel	Exports	862	1 538	3 304	481	3 145	410	163	585	3 828	232	996	493	6 402
	Imports	463	366	1 660	137	997	261	273	172	690	409	512	480	1 565
	Net	399	1 172	1 644	344	2 147	149	-110	-413	3 138	177	484	13	4 837
Other services	Exports	330	783	2 119	208	1 566	192	178	239	3 349	404	352	926	11 617
	Imports	327	151	2 777	307	2 295	277	209	260	3 807	696	495	1 209	4 910
	Net	3	631	-658	-100	-729	-84	-31	-21	-458	-292	-143	-284	-6 707
Income	Exports	274	296	1 351	119	994	111	186	457	1 986	235	410	390	2 213
	Imports	526	390	2 224	193	2 669	339	138	516	3 036	629	281	530	4 876
	Net	-253	-94	-873	-74	-1 675	-228	-48	-58	-1 051	-394	-130	-140	-2 663
Current transfers	Exports	233	119	699	154	340	214	87	103	3 140	790	240	576	5 227
	Imports	28	18	337	22	206	5	12	51	556	119	140	249	119
	Net	205	101	362	132	133	210	75	51	2 584	672	100	327	5 108

More than half of the candidate countries had a current deficit of between 5% and 2% of GDP²



for Slovakia, Estonia, Latvia and Lithuania, and 5% for Hungary, Poland, Romania, Cyprus and Malta.

It was close to 0% for Bulgaria, Slovenia and Turkey. While the figure was virtually stable between 1995 and 1998 for Romania, Slovenia, Lithuania and Turkey, it showed an upward trend in the case of Poland, Estonia and Latvia and a downward trend for Malta.

After accounting for 2% of GDP in 1995, the current account balance of Slovakia reversed in the following year and stood at -10% of GDP in 1998.

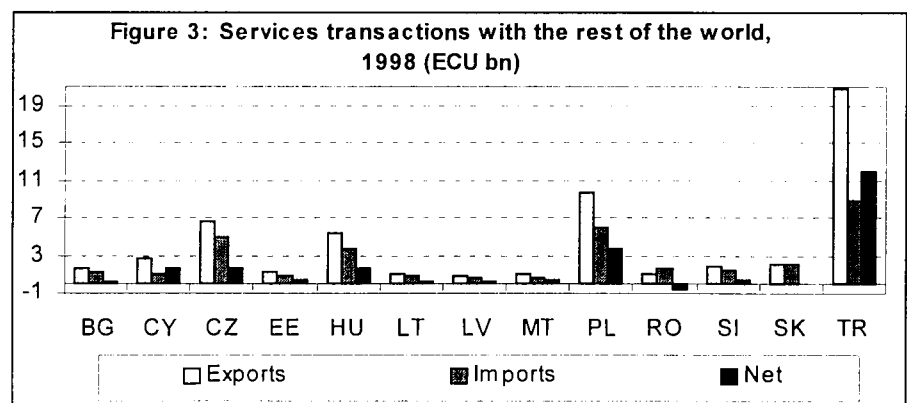
Between 1995 and 1998 the ratio of the current account balance on GDP ranged between 4% and -12% in the various candidate countries. In 1998 the ratio of the current deficit on the GDP was about 10%

Trade in services with the rest of the world: positive balances in 1998

In 1998 Romania was the only candidate country where trade in services recorded a deficit.

With the exception of Romania and Latvia, the candidate countries enjoyed a sizable surplus in the travel services account in 1998.

The biggest surplus for exports of services (ECU 20.8 billion) was achieved by Turkey, mainly due to "other services".



² GDP at current prices

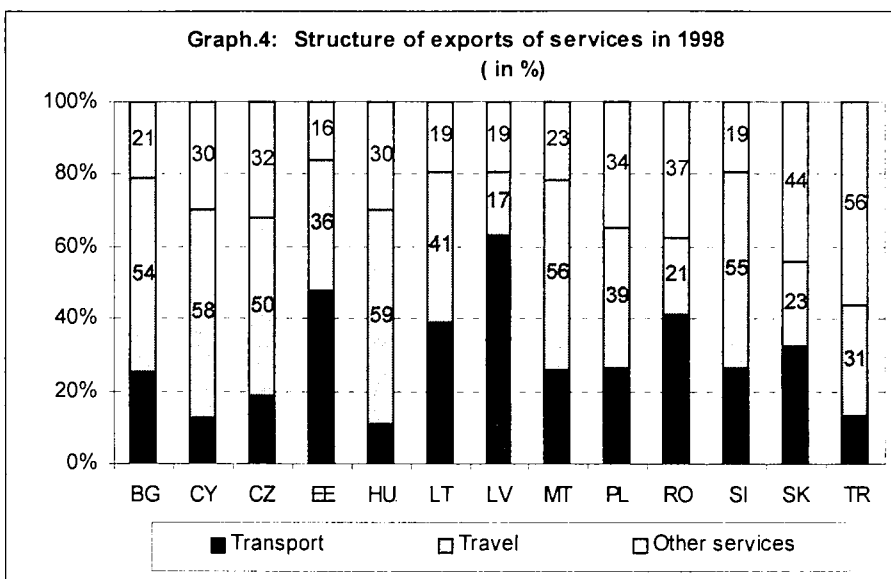
Structure of services: breakdown into transport services, travel services and other services

The structure of **exports of services** (broken down into transport, travel and other services) remained fairly stable between 1995 and 1998 for each of the 13 candidate countries.

The island countries of Cyprus and Malta, where exports of travel services accounted for more than 19% of GDP in 1998, are economies that rely heavily on tourism. Travel services accounted for more than 50% of their total exports of services in 1998.

However, travel services also accounted for a large percentage of exported services in Hungary (59%), Slovenia (55%) and the Czech Republic (50%).

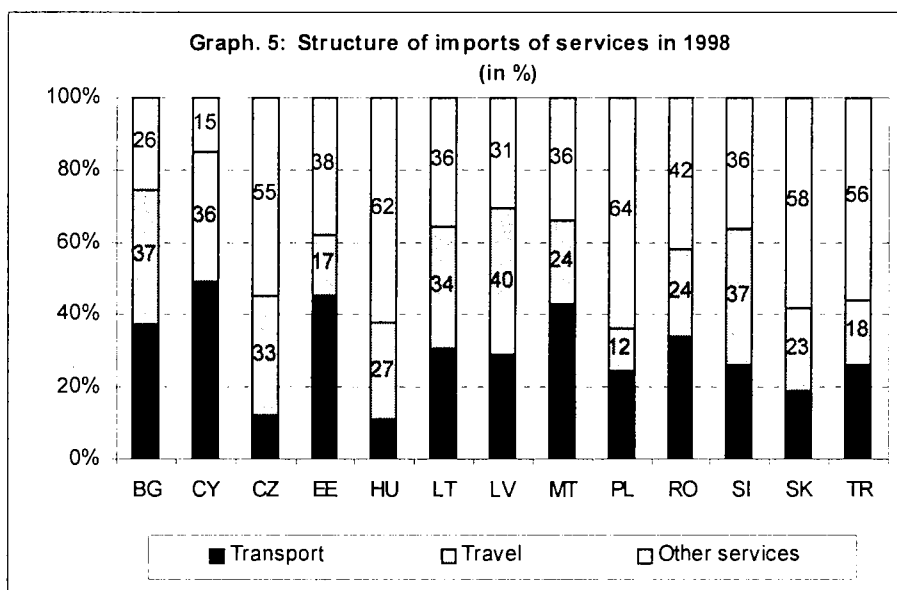
In the case of Latvia, transport services accounted for a remarkable 63% of total exports of services. The situation was similar, but with lower



figures, in Estonia (48%), in Romania (41%) and Lithuania (39%).

Turkey exported mainly "other services", which account for 56% of

its total exports of services. The breakdown of transport, travel and other services is fairly even in Poland.



"Other services" account for the bulk of **imports of services** in Poland (64%), Hungary (62%), Slovakia (58%), the Czech Republic (55%) and Turkey (56%).

Transport services are the biggest component of imported services for Cyprus, Malta, Estonia and Bulgaria.

In the case of Latvia, travel services account for 40% of total imports of services. There is a fairly even breakdown of transport, travel and other services in Lithuania and Slovenia.

➤ ESSENTIAL INFORMATION – METHODOLOGICAL NOTES

The data used in this edition of Statistics in Focus are taken from the Balance of Payment statistics supplied by each candidate country. The methodological framework is that of the fifth edition of the *International Monetary Fund (IMF) Balance of Payments Manual*.

The "other services" referred to in this report cover communications services, construction services, insurance services, financial services, computer and information services, royalties and licence fees, other business services, personal, cultural and recreational services, government services n.i.e. and services not allocated.

Further information:

➤ Databases

New Cronos

Domain: Theme 2/bop/bopcc

To obtain information or to order publications, databases and special sets of data, please contact the **Data Shop** network:

BELGIQUE/BELGIË	DANMARK	DEUTSCHLAND	ESPAÑA	FRANCE	ITALIA – Roma
Eurostat Data Shop Bruxelles/Brussel Planistat Belgique 124 Rue du Commerce Handelsstraat 124 B-1000 BRUXELLES / BRUSSEL Tel. (32-2) 234 67 50 Fax (32-2) 234 67 51 E-Mail: datashop@planistat.be	DANMARKS STATISTIK Bibliotek og Information Eurostat Data Shop Sejrøgade 11 DK-2100 KØBENHAVN Ø Tel. (45-39) 17 30 30 Fax (45-39) 17 30 03 E-Mail: bib@dst.dk	STATISTISCHES BUNDESAMT Eurostat Data Shop Berlin Otto-Braun-Straße 70-72 D-10178 BERLIN Tel. (49-30) 23 24 64 27/28 Fax (49-30) 23 24 64 30 E-Mail: datashop@statistik-bund.de	INE Eurostat Data Shop Paseo de la Castellana, 183 Oficina 009 Entrada por Estébanez Calderón E-28046 MADRID Tel. (34-91) 583 91 67 Fax (34-91) 579 71 20 E-Mail: datashop.eurostat@ine.es	INSEE Info Service Eurostat Data Shop 195, rue de Bercy Tour Gamma A F-75582 PARIS CEDEX 12 Tel. (33-1) 53 17 88 44 Fax (33-1) 53 17 88 22 E-Mail: datashop@insee.fr	ISTAT Centro di Informazione Statistica Sede di Roma, Eurostat Data Shop Via Cesare Balbo, 11a I-00184 ROMA Tel. (39-06) 46 73 31 02/06 Fax (39-06) 46 73 31 01/07 E-Mail: dipdiff@istat.it
ITALIA – Milano	LUXEMBOURG	NEDERLAND	NORGE	PORTUGAL	SCHWEIZ/SUISSE/SVIZZERA
ISTAT Ufficio Regionale per la Lombardia Eurostat Data Shop Via Fieno 3 I-20123 MILANO Tel. (39-02) 8061 32460 Fax (39-02) 8061 32304 E-mail: mileuro@tin.it	Eurostat Data Shop Luxembourg BP 453 L-2014 LUXEMBOURG 4, rue A. Weicker L-2721 LUXEMBOURG Tel. (352) 43 35 22 51 Fax (352) 43 35 22 221 E-Mail: dslux@eurostat.datashop.lu	STATISTICS NETHERLANDS Eurostat Data Shop-Voorburg po box 4000 2270 JM VOORBURG Nederland Tel. (31-70) 337 49 00 Fax (31-70) 337 59 84 E-Mail: datashop@cbs.nl	Statistics Norway Library and Information Centre Eurostat Data Shop Kongens gate 6 P. b. 8131, dep. N-0033 OSLO Tel. (47-22) 86 46 43 Fax (47-22) 86 45 04 E-Mail: datashop@ssb.no	Eurostat Data Shop Lisboa INE/Serviço de Difusão Av. António José de Almeida, 2 P-1000-043 LISBOA Tel. (351-21) 842 61 00 Fax (351-21) 842 63 64 E-Mail: data.shop@ine.pt	Statistisches Amt des Kantons Zürich, Eurostat Data Shop Bleicherweg 5 CH-8090 Zürich Tel. (41-1) 225 12 12 Fax (41-1) 225 12 99 E-Mail: datashop@zh.ch Internetadresse: http://www.zh.ch/statistik
SUOMI/FINLAND	SVERIGE	UNITED KINGDOM	UNITED KINGDOM	UNITED STATES OF AMERICA	
Eurostat Data Shop Helsinki Tilastokirjasto Posiiosoite: PL 2B Käyntiosoite: Työpajakatu 13 B, 2 krs FIN-00022 Tilastokeskus Tel. (358-9) 17 34 22 21 Fax (358-9) 17 34 22 79 S-posti: datashop.tilastokeskus@tilastokeskus.fi Internetadress: http://www.tilastokeskus.fi/tv/kk/datashop.html	STATISTICS SWEDEN Information Service Eurostat Data Shop Karlavägen 100 - Box 24 300 S-104 51 STOCKHOLM Tel. (46-8) 50 69 48 01 Fax (46-8) 50 69 48 99 E-Mail: info@scb.se URL: http://www.scb.se/info/datashop/eurostatshop.asp	Eurostat Data Shop Enquiries & advice and publications Office for National Statistics Customers & Electronic Services Unit 1 Drummond Gate - B1/05 UK-LONDON SW1V 2QQ Tel. (44-171) 533 56 76 Fax (44-1633) 812 762 E-Mail: eurostat.datashop@ons.gov.uk	Eurostat Data Shop Electronic Data Extractions, Enquiries & advice - R.CADE Unit 11, Mountjoy Research Centre University of Durham UK - DURHAM DH1 3SW Tel: (44-191) 374 7350 Fax: (44-191) 384 4971 E-Mail: r-cade@dur.ac.uk URL: http://www.rcade.dur.ac.uk	HAVER ANALYTICS Eurostat Data Shop 60 East 42nd Street Suite 3310 USA-NEW YORK, NY 10165 Tel. (1-212) 986 93 00 Fax (1-212) 986 58 57 E-Mail: eurodata@haver.com	

Media Support Eurostat (for professional journalists only):

For information on methodology:

Elena CAPRIOLI, Eurostat/B5, L-2920 Luxembourg, Tel.: (352) 4301 34977, Fax: (352) 4301 33859, E-mail: elena.caprioli@cec.eu.int
 ORIGINAL: French. This "Statistics in focus" was produced by Sewonu Kossi DOGBE.

Please visit our web site at www.europa.eu.int/comm/eurostat/ for further information!

A list of worldwide sales outlets is available at the **Office for Official Publications of the European Communities**.

2 rue Mercier – L-2985 Luxembourg
 Tel. (352) 2929 42118 Fax (352) 2929 42709
 Internet Address <http://eur-op.eu.int/ffr/general/s-ad.htm>
 e-mail: info.info@cec.eu.int

BELGIQUE/BELGIË – DANMARK – DEUTSCHLAND – GREECE/ELLADA – ESPAÑA – FRANCE – IRELAND – ITALIA – LUXEMBOURG – NEDERLAND – ÖSTERREICH
 PORTUGAL – SUOMI/FINLAND – SVERIGE – UNITED KINGDOM – ISLAND – NORGE – SCHWEIZ/SUISSE/SVIZZERA – BALGARIJA – CESHÁ REPUBLIKA – CYPRUS
 EESTI – HRVATSKA – MAGYARORSZÁG – MALTA – POLSKA – ROMÂNIA – RUSSIA – SLOVAKIA – SLOVENIA – TÜRKIYE – AUSTRALIA – CANADA – EGYPT – INDIA
 ISRAËL – JAPAN – MALAYSIA – PHILIPPINES – SOUTH KOREA – THAILAND – UNITED STATES OF AMERICA

Order form

I would like to subscribe to Statistics in focus (from 1.1.2000 to 31.12.2000):
 (for the Data Shop and sales office addresses see above)

Formula 1: All 9 themes (approximately 140 issues)

Paper: EUR 360

PDF: EUR 264

Paper + PDF: EUR 432

Language required: DE EN FR

Formula 2: One or more of the following seven themes:

Theme 1 'General statistics'

Paper: EUR 42 PDF: EUR 30 Combined: EUR 54

Theme 2 'Economy and finance'

Theme 3 'Population and social conditions'

Theme 4 'Industry, trade and services'

Theme 5 'Agriculture and fisheries'

Theme 6 'External trade'

Theme 8 'Environment and energy'

Paper: EUR 84 PDF: EUR 60 Combined: EUR 114

Language required: DE EN FR

Please send me a free copy of 'Eurostat Mini-Guide' (catalogue containing a selection of Eurostat products and services)

Language required: DE EN FR

I would like a free subscription to 'Statistical References', the information letter on Eurostat products and services

Language required: DE EN FR

Mr Mrs Ms

(Please use block capitals)

Surname: _____ Forename: _____

Company: _____ Department: _____

Function: _____

Address: _____

Post code: _____ Town: _____

Country: _____

Tel.: _____ Fax: _____

E-mail: _____

Payment on receipt of invoice, preferably by:

Bank transfer

Visa Eurocard

Card No: _____ Expires on: ____/____/____

Please confirm your intra-Community VAT number:
 If no number is entered, VAT will be automatically applied. Subsequent reimbursement will not be possible.