

# STATISTICAL ASPECTS OF THE NATURAL GAS ECONOMY IN 1999

*Emile SIEBENALLER*

Statistics  
in focus

ENVIRONMENT AND  
ENERGY

THEME 8 – 17/2000

ENERGY

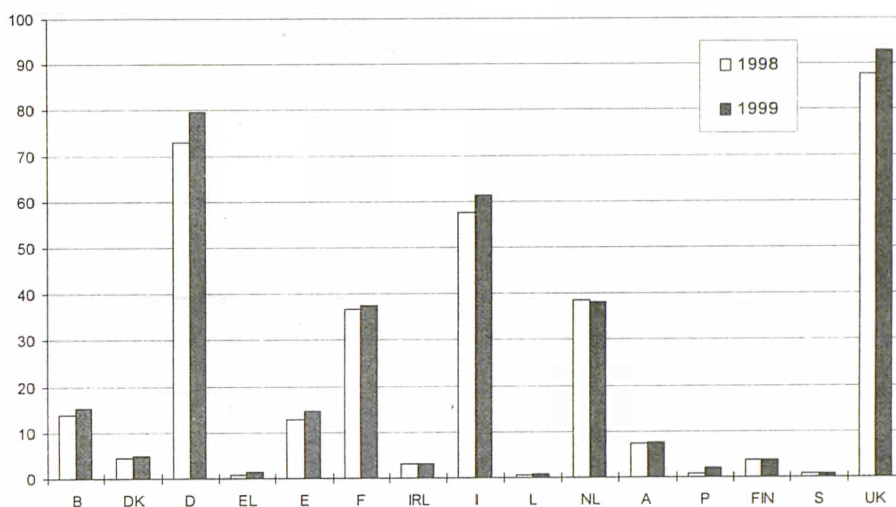


Figure 1: Gross inland consumption (Mio toe)

## Consumption trends

Gross inland consumption of natural gas rose again in 1999, by 6.3% to 364 million tonnes of oil equivalent (toe).

There have been large increases in Portugal and Greece as a result of the recent introduction of natural gas into their energy system. The increases for the other Member States are as follows: Spain (+13.6%), Belgium (+10.9%), Germany (+8.9%), Denmark (+8.8%), Italy (+6.2%), United Kingdom (+6.0%), Ireland (+4.9%), Luxembourg (+4.0%), France and Austria (+2%), Finland (+1.3%) and Sweden (+0.1%). Consumption fell from its 1998 level in the Netherlands (-1.2%).

## Structure of supply

The production of natural gas in the European Union rose by 2.3% compared with 1998 to reach 204.6 million toe. Of the main EU producers, the United Kingdom stepped up production by 9.8%, Germany by 6.8% and Denmark by 3.1%. In the Netherlands and Italy, on the other hand, production was down by 5.7% and 7.7% respectively.

The net imports of EU-15 rose by 15.6% in 1999 compared with 1998, to reach 163,2 million toe. In the same period the net imports of EUR-11 rose by 17,9% to reach 170 million toe.



		EU-15	EUR-11	B	DK	D	EL	E	F	IRL	I	L	NL	A	P	FIN	S	UK
1. Primary production	1998	200,0	102,7		7,4	16,7	0,0	0,1	2,1	1,6	17,2		63,5	1,5				89,9
	1999	204,6	98,3		7,6	17,8	0,0	0,1	1,7	1,2	15,9		59,9	1,6				98,7
	1999/98%	2,3	-4,3		3,1	6,8	-94,3		-19,2	-23,0	-7,7		-5,7	11,0				9,8
2. Total imports	1998	187,1	184,7	13,8		65,9	0,8	13,4	33,9	1,4	39,5	0,7	5,7	5,9	0,8	3,7	0,8	0,8
	1999	208,2	204,9	15,5		68,4	1,4	15,4	38,0	1,9	44,6	0,7	8,6	5,8	2,2	3,7	0,8	1,1
	1999/98%	11,3	11,0	12,5		3,8	76,2	14,9	12,3	35,5	12,9	4,0	50,6	-1,4	179,4	1,3	0,1	36,6
3. Resources <sup>(1)</sup>	1998	387,1	287,4	13,8	7,4	82,7	0,8	13,5	36,0	3,0	56,7	0,7	69,2	7,4	0,8	3,7	0,8	90,7
	1999	412,8	303,3	15,5	7,6	86,3	1,4	15,5	39,7	3,2	60,5	0,7	68,5	7,4	2,2	3,7	0,8	99,8
	1999/98%	6,6	5,5	12,5	3,1	4,4	66,0	15,0	10,4	4,9	6,7	4,0	-1,0	1,1	179,4	1,3	0,1	10,0
4. Stock change <sup>(2)</sup>	1998	1,2	1,6	0,0	-0,2	0,2		-0,6	0,8		1,1		0,0	0,1	0,0			-0,2
	1999	-3,8	-4,5	-0,2	0,0	-2,2		-0,9	-2,3		0,8		0,0	0,2	0,0			0,6
5. Total exports	1998	45,9	40,5		2,7	9,7					0,0		30,7					2,7
	1999	45,0	34,9		2,8	4,5					0,0		30,4					7,3
	1999/98%	-1,9	-13,7		2,2	-54,1							-0,8					172,2
6. Gross inland consumption <sup>(3)</sup>	1998	342,4	248,5	13,9	4,5	73,1	0,8	12,9	36,8	3,0	57,7	0,7	38,6	7,5	0,8	3,7	0,8	87,8
	1999	364,0	263,9	15,4	4,9	79,6	1,4	14,6	37,5	3,2	61,3	0,7	38,1	7,6	2,2	3,7	0,8	93,0
	1999/98%	6,3	6,2	10,9	8,8	8,9	66,0	13,6	2,0	4,9	6,2	4,0	-1,2	2,0	179,5	1,3	0,1	6,0

(1) 1+2

<sup>(2)</sup> + Decrease in stocks

- Increase in stocks

<sup>(3)</sup> 1+2 + 4 - 5

Table 1: Provisional Balance-Sheet of Natural Gas (January-December 1999)  
in million tonnes of oil equivalent (GCV)

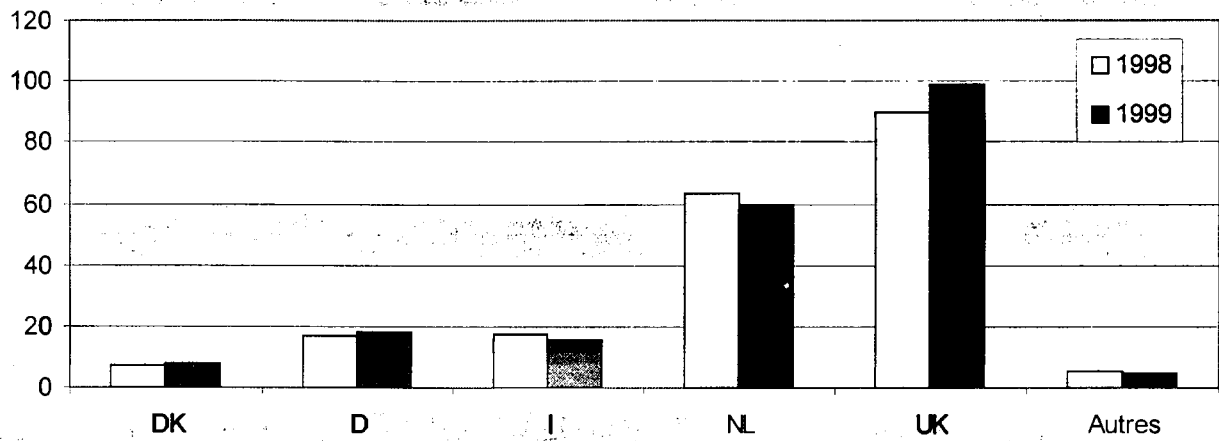


Figure 2: Primary production in million toe (GCV)

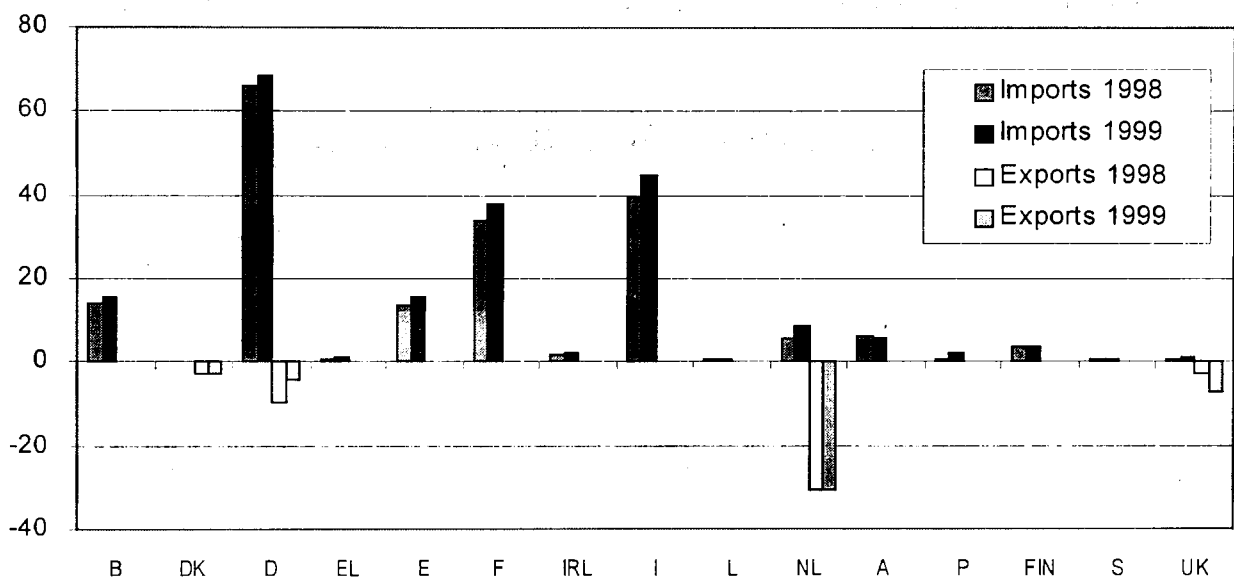


Figure 3: Total imports and exports in million toe (GCV)  
(+ : imports; - : exports)

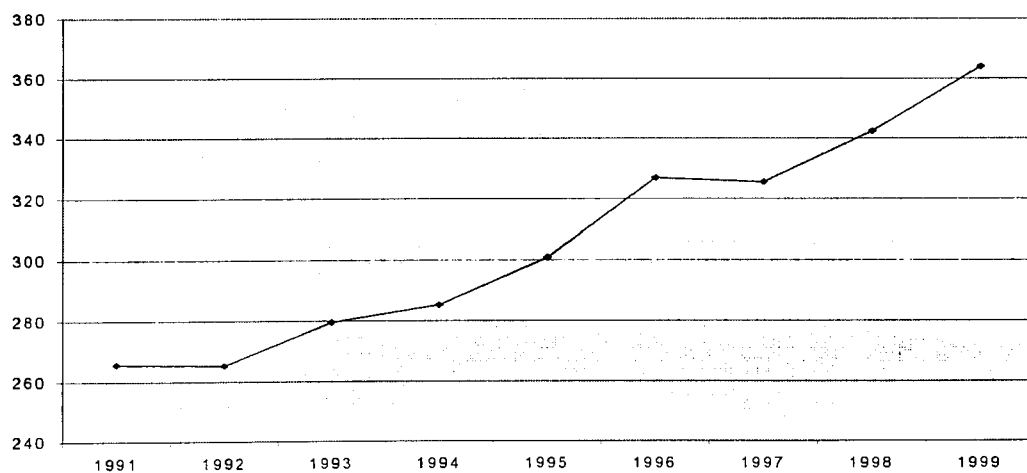


Figure 4: Gross Inland Consumption in the EU (Mio toe)



# Further information:

## Databases

New Cronos, Domain Energy

To obtain information or to order publications, databases and special sets of data, please contact the **Data Shop** network:

BELGIQUE/BELGIË	DANMARK	DEUTSCHLAND	ESPAÑA	FRANCE	ITALIA – Roma
<b>Eurostat Data Shop</b> Bruxelles/Brussel Planistat Belgique 124 Rue du Commerce Handelsstraat 124 B-1000 BRUXELLES / BRUSSEL Tel. (32-2) 234 67 50 Fax (32-2) 234 67 51 E-Mail: datashop@planistat.be	<b>DANMARKS STATISTIK</b> Bibliotek og Information Eurostat Data Shop Sejrøgade 11 DK-2100 KØBENHAVN Ø Tel. (45-39) 17 30 30 Fax (45-39) 17 30 03 E-Mail: bib@dst.dk	<b>STATISTISCHES BUNDESAMT</b> Eurostat Data Shop Berlin Otto-Braun-Straße 70-72 D-10178 BERLIN Tel. (49-30) 23 24 64 27/28 Fax (49-30) 23 24 64 30 E-Mail: datashop@statistik-bund.de	<b>INE Eurostat Data Shop</b> Paseo de la Castellana, 183 Oficina 009 Entrada por Estébanez Calderón E-28046 MADRID Tel. (34-91) 583 91 67 Fax (34-91) 579 71 20 E-Mail: datashop.eurostat@ine.es	<b>INSEE Info Service</b> Eurostat Data Shop 195, rue de Bercy Tour Gamma A F-75582 PARIS CEDEX 12 Tel. (33-1) 53 17 88 44 Fax (33-1) 53 17 88 22 E-Mail: datashop@insee.fr	<b>ISTAT</b> Centro di Informazione Statistica Sede di Roma, Eurostat Data Shop Via Cesare Balbo, 11a I-00184 ROMA Tel. (39-06) 46 73 31 02/06 Fax (39-06) 46 73 31 01/07 E-Mail: dipdiff@istat.it
ITALIA – Milano	LUXEMBOURG	NEDERLAND	NORGE	PORTUGAL	SCHWEIZ/SUISSE/SVIZZERA
<b>ISTAT</b> Ufficio Regionale per la Lombardia Eurostat Data Shop Via Fieno 3 I-20123 MILANO Tel. (39-02) 8061 32460 Fax (39-02) 8061 32304 E-mail: mil euro@tin.it	<b>Eurostat Data Shop Luxembourg</b> BP 453 L-2014 LUXEMBOURG 4, rue A. Weicker L-2721 LUXEMBOURG Tel. (352) 43 35 22 51 Fax (352) 43 35 22 221 E-Mail: dslux@eurostat.datashop.lu	<b>STATISTICS NETHERLANDS</b> Eurostat Data Shop-Voorburg po box 4000 2270 JM VOORBURG Nederland Tel. (31-70) 337 49 00 Fax (31-70) 337 59 84 E-Mail: datashop@cbs.nl	<b>Statistics Norway</b> Library and Information Centre Eurostat Data Shop Kongens gate 6 P. b. 8131, dep. N-0033 OSLO Tel. (47-22) 86 46 43 Fax (47-22) 86 45 04 E-Mail: datashop@ssb.no	<b>Eurostat Data Shop Lisboa</b> INE/Serviço de Difusão Av. António José de Almeida, 2 P-1000-043 LISBOA Tel. (351-21) 842 61 00 Fax (351-21) 842 63 64 E-Mail: data.shop@ine.pt	<b>Statistisches Amt des Kantons</b> Zürich, Eurostat Data Shop Bleicherweg 5 CH-8090 Zürich Tel. (41-1) 225 12 12 Fax (41-1) 225 12 99 E-Mail: datashop@zh.ch Internetadresse: http://www.zh.ch/statistik
SUOMI/FINLAND	SVERIGE	UNITED KINGDOM	UNITED KINGDOM	UNITED STATES OF AMERICA	
<b>Eurostat Data Shop Helsinki</b> Tilastokirjasto Postiosoite: PL 2B Käyntiosoite: Työpajakatu 13 B, 2 krs FIN-00022 Tilastokeskus Tel. (358-9) 17 34 22 21 Fax (358-9) 17 34 22 79 S-posti: datashop.tilastokeskus@tilastokeskus.fi Internetadresse: http://www.tilastokeskus.fi/tfx/ki/datashop.html	<b>STATISTICS SWEDEN</b> Information service Eurostat Data Shop Karlavägen 100 - Box 24 300 S-104 51 STOCKHOLM Tel. (46-8) 50 69 48 01 Fax (46-8) 50 69 48 99 E-Mail: infoservice@scb.se URL: http://www.scb.se/info/datashop/eurostat.asp	<b>Eurostat Data Shop</b> Enquiries & advice and publications Office for National Statistics Customers & Electronic Services Unit 1 Drummond Gate - B1/05 UK-LONDON SW1V 2QQ Tel. (44-207) 533 56 76 Fax (44-1633) 812 762 E-Mail: eurostat.datashop@ons.gov.uk	<b>Eurostat Data Shop</b> Electronic Data Extractions, Enquiries & advice - R.CADE Unit 1L Mountjoy Research Centre University of Durham UK - DURHAM DH1 3SW Tel: (44-191) 374 7350 Fax: (44-191) 384 4971 E-Mail: r-CADE@dur.ac.uk URL: http://www.rcade.dur.ac.uk	<b>HAVER ANALYTICS</b> Eurostat Data Shop 60 East 42nd Street Suite 3310 USA-NEW YORK, NY 10165 Tel. (1-212) 986 93 00 Fax (1-212) 986 69 81 E-Mail: eurodata@haver.com	

Media Support Eurostat (for professional journalists only).  
 Bech Building Office A3/48 • L-2920 Luxembourg • Tel. (352) 4301 33408 • Fax (352) 4301 32649 • e-mail: eurostat-mediasupport@cec.eu.int

## For information on methodology :

Emile SIEBENALLER, Eurostat/F4, L-2920 Luxembourg, Tel. : (352) 4301 32040, Fax : (352) 4301 32839,  
 E-mail: Emile.SIEBENALLER@cec.eu.int,  
 ORIGINAL: French

Please visit our web site at [www.europa.eu.int/comm/eurostat/](http://www.europa.eu.int/comm/eurostat/) for further information!

A list of worldwide sales outlets is available at the **Office for Official Publications of the European Communities**.

2 rue Mercier – L-2985 Luxembourg  
 Tel. (352) 2929 42118 Fax (352) 2929 42709  
 Internet Address <http://eur-op.eu.int/tfr/general/s-ad.htm>  
 e-mail: info.info@cec.eu.int

BELGIQUE/BELGIË – DANMARK – DEUTSCHLAND – GREECE/ELLADA – ESPAÑA – FRANCE – IRELAND – ITALIA – LUXEMBOURG – NEDERLAND – ÖSTERREICH  
 PORTUGAL – SUOMI/FINLAND – SVERIGE – UNITED KINGDOM – ISLAND – NORGE – SCHWEIZ/SUISSE/SVIZZERA – BULGARIA – ČESKÁ REPUBLIKA – CYPRUS  
 EESTI – HRVATSKA – MAGYARORSZÁG – MALTA – POLSKA – ROMÂNIA – RUSSIA – SLOVAKIA – SLOVENIA – TÜRKIYE – AUSTRALIA – CANADA – EGYPT – INDIA  
 ISRAËL – JAPAN – MALAYSIA – PHILIPPINES – SOUTH KOREA – THAILAND – UNITED STATES OF AMERICA

## Order form

I would like to subscribe to Statistics in focus (from 1.1.2000 to 31.12.2000):  
 (for the Data Shop and sales office addresses see above)

**Formula 1:** All 9 themes (approximately 140 issues)

- Paper: EUR 360  
 PDF: EUR 264  
 Paper + PDF: EUR 432

Language required:  DE  EN  FR

**Formula 2:** One or more of the following seven themes:

- Theme 1 'General statistics'  
 Paper: EUR 42  PDF: EUR 30  Combined: EUR 54
- Theme 2 'Economy and finance'  
 Theme 3 'Population and social conditions'  
 Theme 4 'Industry, trade and services'  
 Theme 5 'Agriculture and fisheries'  
 Theme 6 'External trade'  
 Theme 8 'Environment and energy'  
 Paper: EUR 84  PDF: EUR 60  Combined: EUR 114
- Language required:  DE  EN  FR

Please send me a free copy of 'Eurostat Mini-Guide' (catalogue containing a selection of Eurostat products and services)  
 Language required:  DE  EN  FR

I would like a free subscription to 'Statistical References', the information letter on Eurostat products and services  
 Language required:  DE  EN  FR

Mr  Mrs  Ms

(Please use block capitals)

Surname: \_\_\_\_\_ Forename: \_\_\_\_\_

Company: \_\_\_\_\_ Department: \_\_\_\_\_

Function: \_\_\_\_\_

Address: \_\_\_\_\_

Post code: \_\_\_\_\_ Town: \_\_\_\_\_

Country: \_\_\_\_\_

Tel.: \_\_\_\_\_ Fax: \_\_\_\_\_

E-mail: \_\_\_\_\_

**Payment on receipt of invoice, preferably by:**

- Bank transfer  
 Visa  Eurocard

Card No: \_\_\_\_\_ Expires on: \_\_\_\_/\_\_\_\_/\_\_\_\_

**Please confirm your intra-Community VAT number:**  
 If no number is entered, VAT will be automatically applied. Subsequent reimbursement will not be possible.