



STATISTICS IN FOCUS

Energy and industry

1997 29

ISSN 1024-4328

Electricity prices for EU households on 1 July 1997: downward trend


These comments are based on prices collected by EUROSTAT expressed in national currency. For the comparative tables and the graphics, prices in ECU and purchasing power standards (PPS) have been used.

A study of the variations in deflated (all taxes included) electricity prices from 1 January 1997 to 1 July 1997 reveals that in most locations¹, price drops took place in every standard consumer category².

The greatest drops affected prices in France (between -3.9% and -1.8%) and in the United Kingdom (between -4.8% and -2%).

The greatest rises were recorded in Ireland (between +0.8% and +2.6%) and in Sweden (between +0.6% and +2.5%).

Variation in deflated (all taxes included) prices in national currency (number of locations)

	D _a	D _b	D _c	D _d	D _e
Upward trend	3	4	4	4	4
Downward trend	32	31	31	31	30

- 1 The collection locations are listed above and to the right of the price tables.
- 2 See table below for standard consumers definitions

Manuscript completed on = 28.11.1997

For further information please contact: Secrétariat Energie
Eurostat, L-2920 Luxembourg, tel. 4301-32040

Fax: 4301-34771

Price (excl. VAT) in Luxembourg: Subscription 'Statistics in focus' of all themes: ECU 310

Subscription 'Statistics in focus' of Theme 4 'Energy and industry': ECU 85

Single copy: ECU 6

Catalogue number: CA-NL-97-029-EN-C

Electricity prices for households



1 July 1997

	National currency (/ kWh)			PPS (/ 100 kWh)			ECUS (/ 100 kWh)		
	With taxes	VAT excl.	Taxes excl.	With taxes	VAT excl.	Taxes excl.	With taxes	VAT excl.	Taxes excl.
BELGIUM									
National	BEF								
D _a	8.80	7.27	7.22	22.33	18.46	18.32	21.54	17.80	17.67
D _b	8.13	6.72	6.66	20.63	17.05	16.91	19.90	16.45	16.31
D _c	5.93	4.90	4.85	15.06	12.44	12.30	14.52	12.00	11.87
D _d	5.39	4.45	4.39	13.67	11.29	11.15	13.18	10.89	10.76
D _e	3.44	2.84	2.79	8.73	7.21	7.07	8.42	6.95	6.82
DENMARK									
National	DKK								
D _a	188.70	150.96	100.06	20.38	16.30	10.81	25.10	20.08	13.31
D _b	149.09	119.27	68.37	16.10	12.88	7.38	19.83	15.86	9.09
D _c	123.06	98.45	47.55	13.29	10.63	5.14	16.37	13.09	6.32
D _d	115.51	92.41	41.51	12.48	9.98	4.48	15.36	12.29	5.52
D _e	105.91	84.73	36.63	11.44	9.15	3.96	14.09	11.27	4.87
GERMANY									
Düsseldorf	1 / 100 DEM								
D _a	40.14	34.90	34.90	18.34	15.95	15.95	20.27	17.62	17.62
D _b	32.66	28.40	28.40	14.93	12.98	12.98	16.49	14.34	14.34
D _c	28.04	24.38	24.38	12.81	11.14	11.14	14.16	12.31	12.31
D _d	25.70	22.35	22.35	11.74	10.21	10.21	12.98	11.29	11.29
D _e	14.72	12.80	12.80	6.73	5.85	5.85	7.43	6.46	6.46
Hamburg									
D _a	53.02	46.10	46.10	24.23	21.07	21.07	26.78	23.28	23.28
D _b	42.67	37.10	37.10	19.50	16.95	16.95	21.55	18.74	18.74
D _c	31.81	27.66	27.66	14.54	12.64	12.64	16.06	13.97	13.97
D _d	29.49	25.64	25.64	13.48	11.72	11.72	14.89	12.95	12.95
D _e	17.05	14.83	14.83	7.79	6.78	6.78	8.61	7.49	7.49
Hanover									
D _a	38.64	33.60	33.60	17.66	15.36	15.36	19.51	16.97	16.97
D _b	32.32	28.10	28.10	14.77	12.84	12.84	16.32	14.19	14.19
D _c	26.46	23.01	23.01	12.09	10.52	10.52	13.36	11.62	11.62
D _d	25.05	21.79	21.79	11.45	9.96	9.96	12.65	11.00	11.00
D _e	15.00	13.05	13.05	6.86	5.96	5.96	7.58	6.59	6.59
Western zone									
D _a	44.05	38.30	38.30	20.13	17.50	17.50	22.25	19.34	19.34
D _b	33.70	29.30	29.30	15.40	13.39	13.39	17.02	14.80	14.80
D _c	25.47	22.15	22.15	11.64	10.12	10.12	12.86	11.19	11.19
D _d	23.01	20.01	20.01	10.52	9.14	9.14	11.62	10.11	10.11
D _e	13.41	11.66	11.66	6.13	5.33	5.33	6.77	5.89	5.89
Frankfurt/M									
D _a	37.95	33.00	33.00	17.34	15.08	15.08	19.16	16.67	16.67
D _b	33.58	29.20	29.20	15.35	13.34	13.34	16.96	14.75	14.75
D _c	27.62	24.02	24.02	12.62	10.98	10.98	13.95	12.13	12.13
D _d	26.43	22.98	22.98	12.08	10.50	10.50	13.35	11.60	11.60
D _e	14.05	12.22	12.22	6.42	5.58	5.58	7.10	6.17	6.17

Electricity prices for households

1 July 1997

	National currency (/ kWh)			PPS (/ 100 kWh)			ECUS (/ 100 kWh)		
	With taxes	VAT excl.	Taxes excl.	With taxes	VAT excl.	Taxes excl.	With taxes	VAT excl.	Taxes excl.
GERMANY	1 / 100 DEM								
Stuttgart									
D _a	55.32	48.10	48.10	25.28	21.98	21.98	27.94	24.29	24.29
D _b	40.60	35.30	35.30	18.55	16.13	16.13	20.50	17.83	17.83
D _c	28.03	24.37	24.37	12.81	11.14	11.14	14.16	12.31	12.31
D _d	25.15	21.87	21.87	11.49	9.99	9.99	12.70	11.04	11.04
D _e	14.41	12.53	12.53	6.59	5.73	5.73	7.28	6.33	6.33
Munich									
D _a	39.16	34.05	34.05	17.90	15.56	15.56	19.78	17.20	17.20
D _b	36.28	31.55	31.55	16.58	14.42	14.42	18.32	15.93	15.93
D _c	30.77	26.75	26.75	14.06	12.22	12.22	15.54	13.51	13.51
D _d	29.91	26.01	26.01	13.67	11.89	11.89	15.10	13.14	13.14
D _e	16.78	14.59	14.59	7.67	6.67	6.67	8.47	7.37	7.37
Southern zone									
D _a	61.41	53.40	50.80	28.06	24.40	23.22	31.01	26.97	25.65
D _b	44.51	38.70	36.10	20.34	17.69	16.50	22.48	19.54	18.23
D _c	30.96	26.92	24.84	14.15	12.30	11.35	15.63	13.59	12.54
D _d	27.66	24.05	21.92	12.64	10.99	10.02	13.97	12.15	11.07
D _e	16.14	14.03	13.38	7.38	6.41	6.11	8.15	7.09	6.76
Erfurt									
D _a	48.19	41.90	41.90	22.02	19.15	19.15	24.34	21.16	21.16
D _b	38.99	33.90	33.90	17.82	15.49	15.49	19.69	17.12	17.12
D _c	26.88	23.37	23.37	12.28	10.68	10.68	13.57	11.80	11.80
D _d	25.20	21.91	21.91	11.52	10.01	10.01	12.73	11.06	11.06
D _e	15.93	13.85	13.85	7.28	6.33	6.33	8.04	6.99	6.99
Leipzig									
D _a	37.03	32.20	32.20	16.92	14.72	14.72	18.70	16.26	16.26
D _b	32.72	28.45	28.45	14.95	13.00	13.00	16.52	14.37	14.37
D _c	28.93	25.16	25.16	13.22	11.50	11.50	14.61	12.71	12.71
D _d	27.18	23.63	23.63	12.42	10.80	10.80	13.73	11.93	11.93
D _e	17.34	15.08	15.08	7.92	6.89	6.89	8.76	7.62	7.62
Rostock									
D _a	44.74	38.90	38.90	20.45	17.78	17.78	22.59	19.64	19.64
D _b	37.84	32.90	32.90	17.29	15.04	15.04	19.11	16.61	16.61
D _c	30.65	26.65	26.65	14.01	12.18	12.18	15.48	13.46	13.46
D _d	29.75	25.87	25.87	13.60	11.82	11.82	15.02	13.06	13.06
D _e	16.33	14.20	14.20	7.46	6.49	6.49	8.25	7.17	7.17
GREECE	GDR								
Athens									
D _a	27.92	23.66	23.66	11.08	9.39	9.39	8.99	7.62	7.62
D _b	26.21	22.21	22.21	10.41	8.82	8.82	8.44	7.15	7.15
D _c	22.33	18.92	18.92	8.87	7.51	7.51	7.19	6.09	6.09
D _d	25.13	21.30	21.30	9.98	8.46	8.46	8.09	6.86	6.86
D _e	19.20	16.27	16.27	7.62	6.46	6.46	6.18	5.24	5.24

Electricity prices for households



1 July 1997

	National currency (/ kWh)			PPS (/ 100 kWh)			ECUS (/ 100 kWh)		
	With taxes	VAT excl.	Taxes excl.	With taxes	VAT excl.	Taxes excl.	With taxes	VAT excl.	Taxes excl.
SPAIN									
Madrid	<i>ESP</i>								
D _a	25.49	21.98	21.98	18.61	16.05	16.05	15.27	13.17	13.17
D _b	25.49	21.98	21.98	18.61	16.05	16.05	15.27	13.17	13.17
D _c	19.93	17.18	17.18	14.55	12.54	12.54	11.94	10.29	10.29
D _d	18.29	15.77	15.77	13.35	11.51	11.51	10.96	9.45	9.45
D _e	13.06	11.26	11.26	9.53	8.22	8.22	7.82	6.74	6.74
FRANCE									
Paris	<i>1 / 100 FRF</i>								
D _a	115.99	96.18	86.99	16.59	13.75	12.44	17.40	14.43	13.05
D _b	101.65	84.29	76.24	14.54	12.05	10.90	15.25	12.64	11.44
D _c	84.86	70.36	63.64	12.13	10.06	9.10	12.73	10.55	9.55
D _d	82.06	68.04	61.55	11.73	9.73	8.80	12.31	10.21	9.23
D _e	67.42	55.91	50.57	9.64	8.00	7.23	10.11	8.39	7.59
Lille									
D _a	114.98	95.34	86.99	16.44	13.63	12.44	17.25	14.30	13.05
D _b	100.77	83.56	76.24	14.41	11.95	10.90	15.12	12.53	11.44
D _c	84.12	69.75	63.64	12.03	9.97	9.10	12.62	10.46	9.55
D _d	81.35	67.45	61.55	11.63	9.65	8.80	12.20	10.12	9.23
D _e	66.84	55.42	50.57	9.56	7.93	7.23	10.03	8.31	7.59
Strasbourg									
D _a	108.27	89.77	86.99	15.48	12.84	12.44	16.24	13.47	13.05
D _b	94.89	78.68	76.24	13.57	11.25	10.90	14.23	11.80	11.44
D _c	79.21	65.68	63.64	11.33	9.39	9.10	11.88	9.85	9.55
D _d	76.60	63.51	61.55	10.95	9.08	8.80	11.49	9.53	9.23
D _e	62.94	52.19	50.57	9.00	7.46	7.23	9.44	7.83	7.59
Lyons									
D _a	114.98	95.34	86.99	16.44	13.63	12.44	17.25	14.30	13.05
D _b	100.77	83.56	76.24	14.41	11.95	10.90	15.12	12.53	11.44
D _c	84.12	69.75	63.64	12.03	9.97	9.10	12.62	10.46	9.55
D _d	81.35	67.45	61.55	11.63	9.65	8.80	12.20	10.12	9.23
D _e	66.84	55.42	50.57	9.56	7.93	7.23	10.03	8.31	7.59
Marseilles									
D _a	114.98	95.34	86.99	16.44	13.63	12.44	17.25	14.30	13.05
D _b	100.77	83.56	76.24	14.41	11.95	10.90	15.12	12.53	11.44
D _c	84.12	69.75	63.64	12.03	9.97	9.10	12.62	10.46	9.55
D _d	81.35	67.45	61.55	11.63	9.65	8.80	12.20	10.12	9.23
D _e	66.84	55.42	50.57	9.56	7.93	7.23	10.03	8.31	7.59
Toulouse									
D _a	114.98	95.34	86.99	16.44	13.63	12.44	17.25	14.30	13.05
D _b	100.77	83.56	76.24	14.41	11.95	10.90	15.12	12.53	11.44
D _c	84.12	69.75	63.64	12.03	9.97	9.10	12.62	10.46	9.55
D _d	81.35	67.45	61.55	11.63	9.65	8.80	12.20	10.12	9.23
D _e	66.84	55.42	50.57	9.56	7.93	7.23	10.03	8.31	7.59
D _e	66.84	55.42	50.57	9.56	7.93	7.23	10.03	8.31	7.59

Electricity prices for households



1 July 1997

	National currency (/ kWh)			PPS (/ 100 kWh)			ECUS (/ 100 kWh)		
	With taxes	VAT excl.	Taxes excl.	With taxes	VAT excl.	Taxes excl.	With taxes	VAT excl.	Taxes excl.
IRELAND									
Dublin	IEP								
D _a	12.193	10.838	10.838	18.03	16.03	16.03	16.51	14.67	14.67
D _b	10.077	8.958	8.958	14.90	13.25	13.25	13.64	12.13	12.13
D _c	7.041	6.259	6.259	10.41	9.26	9.26	9.53	8.47	8.47
D _d	6.764	6.012	6.012	10.00	8.89	8.89	9.16	8.14	8.14
D _e	4.512	4.011	4.011	6.67	5.93	5.93	6.11	5.43	5.43
ITALY									
National	ITL								
D _a	118.47	107.70	86.00	6.75	6.14	4.90	6.16	5.60	4.47
D _b	133.35	121.23	99.53	7.60	6.91	5.67	6.93	6.30	5.18
D _c	424.24	385.67	318.07	24.18	21.98	18.13	22.06	20.05	16.54
D _d	393.29	357.54	289.94	22.42	20.38	16.53	20.45	18.59	15.08
D _e	:	:	:	:	:	:	:	:	:
LUXEMBOURG									
National	LUF								
D _a	9.14	8.62	8.62	21.46	20.25	20.25	22.37	21.10	21.10
D _b	6.84	6.46	6.46	16.07	15.16	15.16	16.75	15.80	15.80
D _c	4.56	4.31	4.31	10.72	10.11	10.11	11.17	10.54	10.54
D _d	4.43	4.18	4.18	10.41	9.82	9.82	10.85	10.23	10.23
D _e	3.00	2.83	2.83	7.04	6.64	6.64	7.33	6.92	6.92
NETHERLANDS									
Rotterdam	1 / 100 NLG								
D _a	36.15	30.77	30.77	16.12	13.72	13.72	16.23	13.82	13.82
D _b	31.67	26.95	25.97	14.12	12.02	11.58	14.22	12.10	11.66
D _c	26.57	22.62	20.34	11.85	10.09	9.07	11.93	10.16	9.13
D _d	25.41	21.63	18.99	11.33	9.65	8.47	11.41	9.71	8.53
D _e	18.84	16.03	13.20	8.40	7.15	5.89	8.46	7.20	5.93
North Holland									
D _a	31.75	27.02	27.02	14.16	12.05	12.05	14.26	12.13	12.13
D _b	27.38	23.30	22.32	12.21	10.39	9.95	12.29	10.46	10.02
D _c	24.27	20.66	18.38	10.82	9.21	8.20	10.90	9.28	8.25
D _d	23.53	20.03	17.39	10.49	8.93	7.76	10.56	8.99	7.81
D _e	18.10	15.40	12.57	8.07	6.87	5.61	8.13	6.91	5.64
North Brabant									
D _a	32.96	28.05	28.05	14.70	12.51	12.51	14.80	12.59	12.59
D _b	27.18	23.13	22.15	12.12	10.32	9.88	12.20	10.39	9.95
D _c	25.17	21.42	19.14	11.23	9.55	8.54	11.30	9.62	8.59
D _d	24.22	20.61	17.97	10.80	9.19	8.01	10.87	9.25	8.07
D _e	17.67	15.04	12.21	7.88	6.71	5.45	7.93	6.75	5.48
AUSTRIA									
Oberösterreich/Tyrol/Wienna	ATS								
D _a	2.14	1.78	1.68	14.49	12.07	11.40	15.34	12.78	12.07
D _b	2.06	1.72	1.62	13.96	11.63	10.95	14.78	12.32	11.60
D _c	1.74	1.45	1.35	11.78	9.82	9.14	12.47	10.39	9.67
D _d	1.76	1.47	1.37	11.97	9.97	9.29	12.67	10.56	9.84
D _e	1.43	1.19	1.09	9.72	8.10	7.42	10.29	8.58	7.86

Electricity prices for households



1 July 1997

	National currency (/ kWh)			PPS (/ 100 kWh)			ECUS (/ 100 kWh)		
	With taxes	VAT excl.	Taxes excl.	With taxes	VAT excl.	Taxes excl.	With taxes	VAT excl.	Taxes excl.
PORTUGAL									
Lisbon	<i>PTE</i>								
D _a	26.500	25.240	25.040	19.80	18.85	18.70	13.25	12.62	12.52
D _b	30.380	28.930	28.830	22.69	21.61	21.54	15.19	14.47	14.42
D _c	26.180	24.940	24.900	19.56	18.63	18.60	13.09	12.47	12.45
D _d	23.230	22.120	22.110	17.35	16.52	16.52	11.62	11.06	11.06
D _e	17.300	16.470	16.470	12.92	12.30	12.30	8.65	8.24	8.24
FINLAND									
National	<i>1 / 100 FIN</i>								
D _a	99.90	81.90	78.50	15.18	12.45	11.93	16.98	13.92	13.35
D _b	71.50	58.60	55.20	10.87	8.91	8.39	12.16	9.96	9.38
D _c	55.60	45.60	42.20	8.45	6.93	6.41	9.45	7.75	7.17
D _d	48.20	39.50	36.10	7.33	6.00	5.49	8.19	6.72	6.14
D _e	33.60	27.60	24.20	5.11	4.20	3.68	5.71	4.69	4.11
SWEDEN									
National	<i>1 / 100 SEK</i>								
D _a	200.96	160.77	147.57	18.69	14.95	13.72	23.31	18.65	17.12
D _b	133.35	106.68	93.48	12.40	9.92	8.69	15.47	12.37	10.84
D _c	88.93	71.14	57.95	8.27	6.62	5.39	10.32	8.25	6.72
D _d	86.30	69.04	55.84	8.03	6.42	5.19	10.01	8.01	6.48
D _e	72.56	58.04	44.84	6.75	5.40	4.17	8.42	6.73	5.20
UNITED KINGDOM									
London	<i>1 / 100 GBP</i>								
D _a	15.714	14.550	14.550	22.49	20.82	20.82	23.78	22.01	22.01
D _b	11.545	10.690	10.690	16.52	15.30	15.30	17.47	16.17	16.17
D _c	7.896	7.311	7.311	11.30	10.46	10.46	11.95	11.06	11.06
D _d	7.135	6.607	6.607	10.21	9.45	9.45	10.80	10.00	10.00
D _e	4.498	4.165	4.165	6.44	5.96	5.96	6.81	6.30	6.30
Leeds									
D _a	13.885	12.857	12.857	19.87	18.40	18.40	21.01	19.45	19.45
D _b	10.285	9.523	9.523	14.72	13.63	13.63	15.56	14.41	14.41
D _c	7.057	6.534	6.534	10.10	9.35	9.35	10.68	9.89	9.89
D _d	6.368	5.897	5.897	9.11	8.44	8.44	9.63	8.92	8.92
D _e	4.069	3.768	3.768	5.82	5.39	5.39	6.16	5.70	5.70
Birmingham									
D _a	13.097	12.127	12.127	18.74	17.35	17.35	19.82	18.35	18.35
D _b	10.242	9.483	9.483	14.66	13.57	13.57	15.50	14.35	14.35
D _c	7.543	6.984	6.984	10.79	9.99	9.99	11.41	10.57	10.57
D _d	6.983	6.466	6.466	9.99	9.25	9.25	10.57	9.78	9.78
D _e	4.475	4.143	4.143	6.40	5.93	5.93	6.77	6.27	6.27
Glasgow									
D _a	14.420	13.350	13.350	20.64	19.10	19.10	21.82	20.20	20.20
D _b	10.780	9.980	9.980	15.43	14.28	14.28	16.31	15.10	15.10
D _c	7.850	7.270	7.270	11.23	10.40	10.40	11.88	11.00	11.00
D _d	7.010	6.500	6.500	10.03	9.30	9.30	10.61	9.83	9.83
D _e	4.430	4.100	4.100	6.34	5.87	5.87	6.70	6.20	6.20

Electricity prices for households



1 July 1997

	National currency (/ kWh)			PPS (/ 100 kWh)			ECUS (/ 100 kWh)		
	With taxes	VAT excl.	Taxes excl.	With taxes	VAT excl.	Taxes excl.	With taxes	VAT excl.	Taxes excl.
NORWAY ^{1 2}									
National	<i>1 / 100 NOK</i>								
D _a	219.60	178.50	172.90	22.18	18.03	17.46	26.79	21.78	21.09
D _b	132.60	107.80	102.20	13.39	10.89	10.32	16.18	13.15	12.47
D _c	75.40	61.30	55.70	7.62	6.19	5.63	9.20	7.48	6.80
D _d	59.50	48.30	42.70	6.01	4.88	4.31	7.26	5.89	5.21
D _e	50.80	41.30	35.60	5.13	4.17	3.60	6.20	5.04	4.34

¹ In the framework of the agreements concluded between the member countries of the European Economic Agreement (EEA), prices for Norway are also published

² In northern Norway, prices for Nordland, Troms and Finnmark are VAT exempted

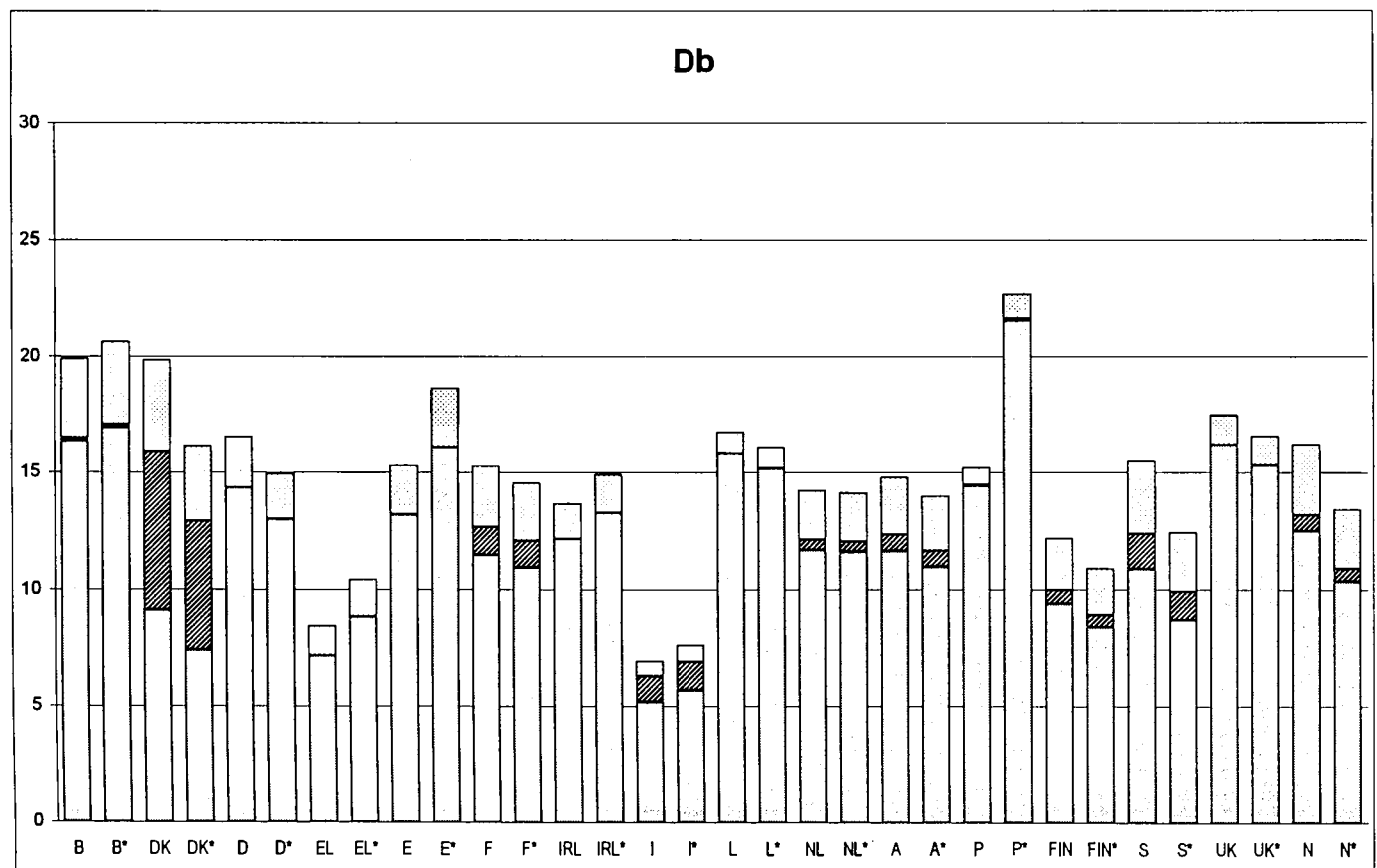
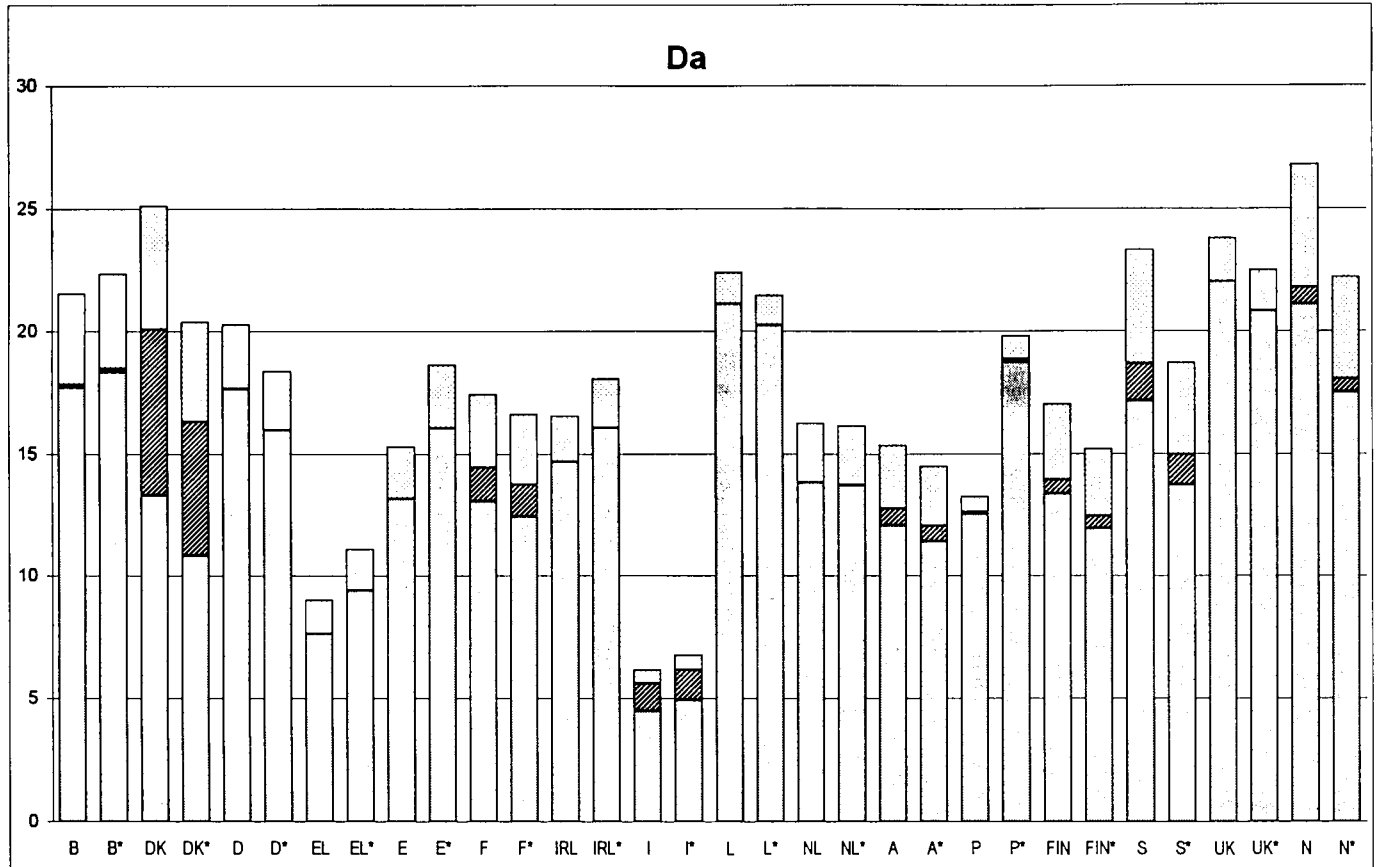
Electricity prices for households

ECU / 100 kWh

* PPS / 100 kWh



1997-2



B BELGIQUE National	E MADRID	L LUXEMBOURG	FIN FINLAND National
DK DANMARK National	F PARIS	NL ROTTERDAM	S SVERIGE
D DUESSELDORF	IRL DUBLIN	A ÖSTERREICH	UK LONDON
EL ATHINAI	I ITALIE National	P LISBOA	N NORGE

VAT	
Other taxes	
Taxes excluded	

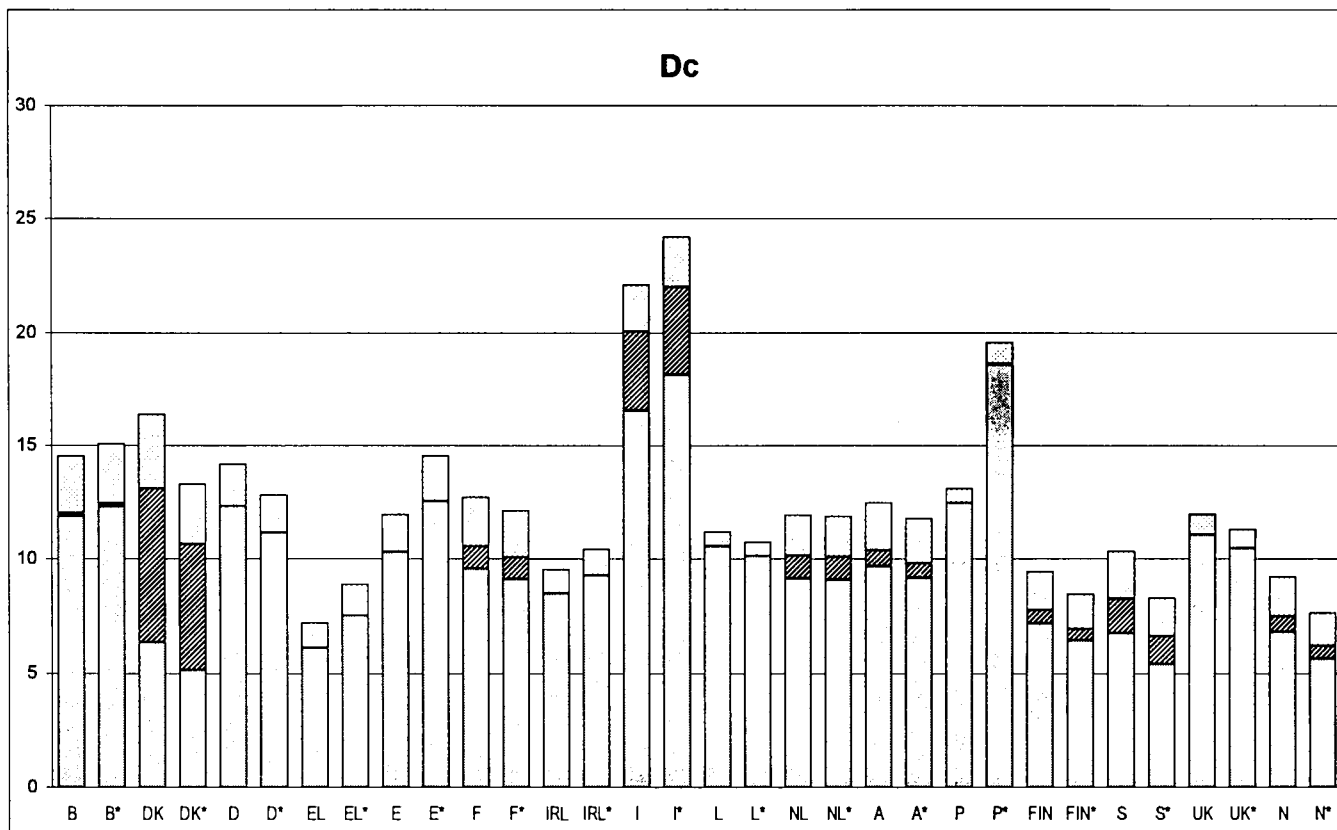
Electricity prices for households

ECU / 100 kWh

* PPS / 100 kWh



1997-2



B BELGIQUE National
 DK DANMARK National
 D DUESSELDORF
 EL ATHINAI

E MADRID
 F PARIS
 IRL DUBLIN
 I ITALIE National

L LUXEMBOURG
 NL ROTTERDAM
 A ÖSTERREICH
 P LISBOA

FIN FINLAND National
 S SVERIGE
 UK LONDON
 N NORGE

VAT
 Other taxes
 Taxes excluded

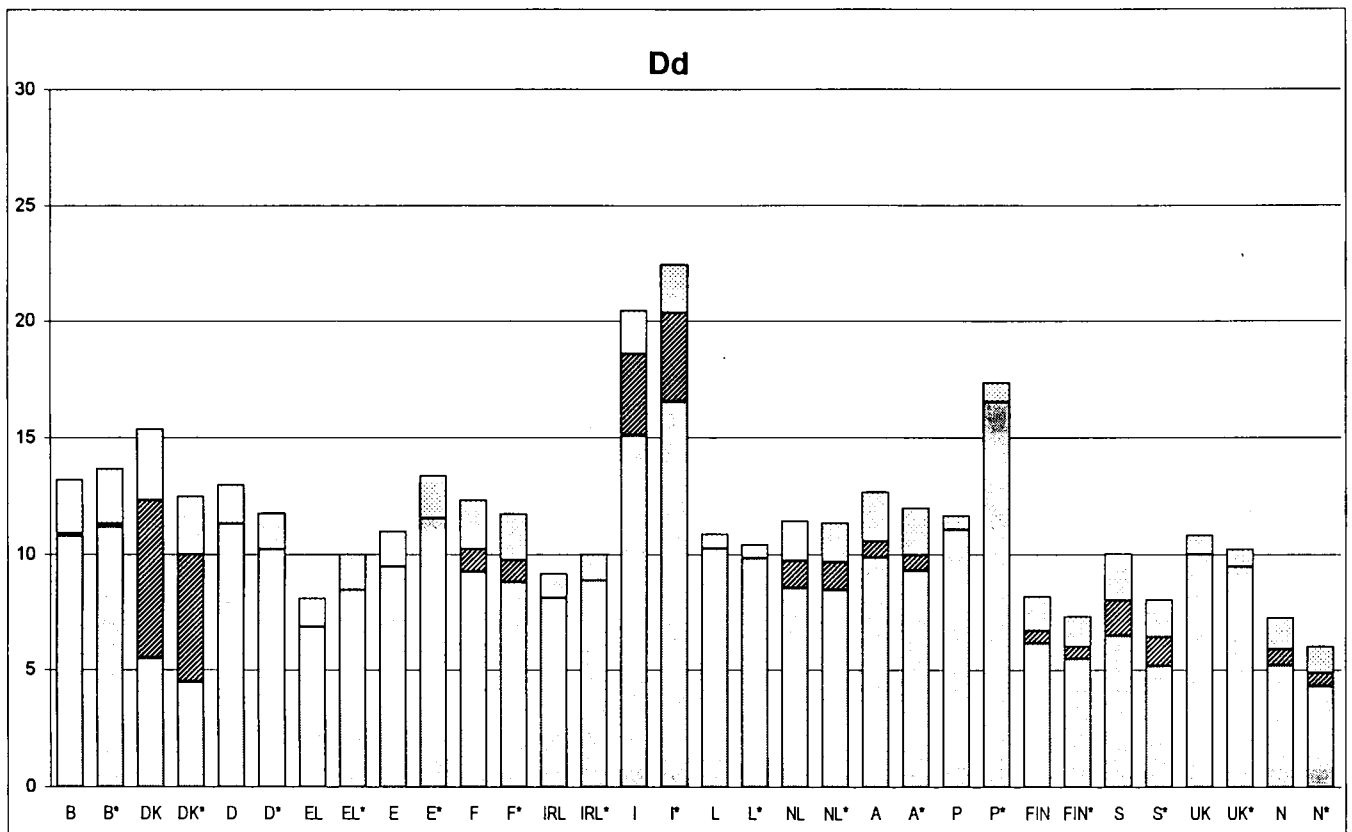
Electricity prices for households

ECU / 100 kWh

* PPS / 100 kWh



1997-2



B BELGIQUE National	E MADRID	L LUXEMBOURG	FIN FINLAND National
DK DANMARK National	F PARIS	NL ROTTERDAM	S SVERIGE
D DUESSELDORF	IRL DUBLIN	A ÖSTERREICH	UK LONDON
EL ATHINAI	I ITALIE National	P LISBOA	N NORGE

VAT	
Other taxes	
Taxes excluded	

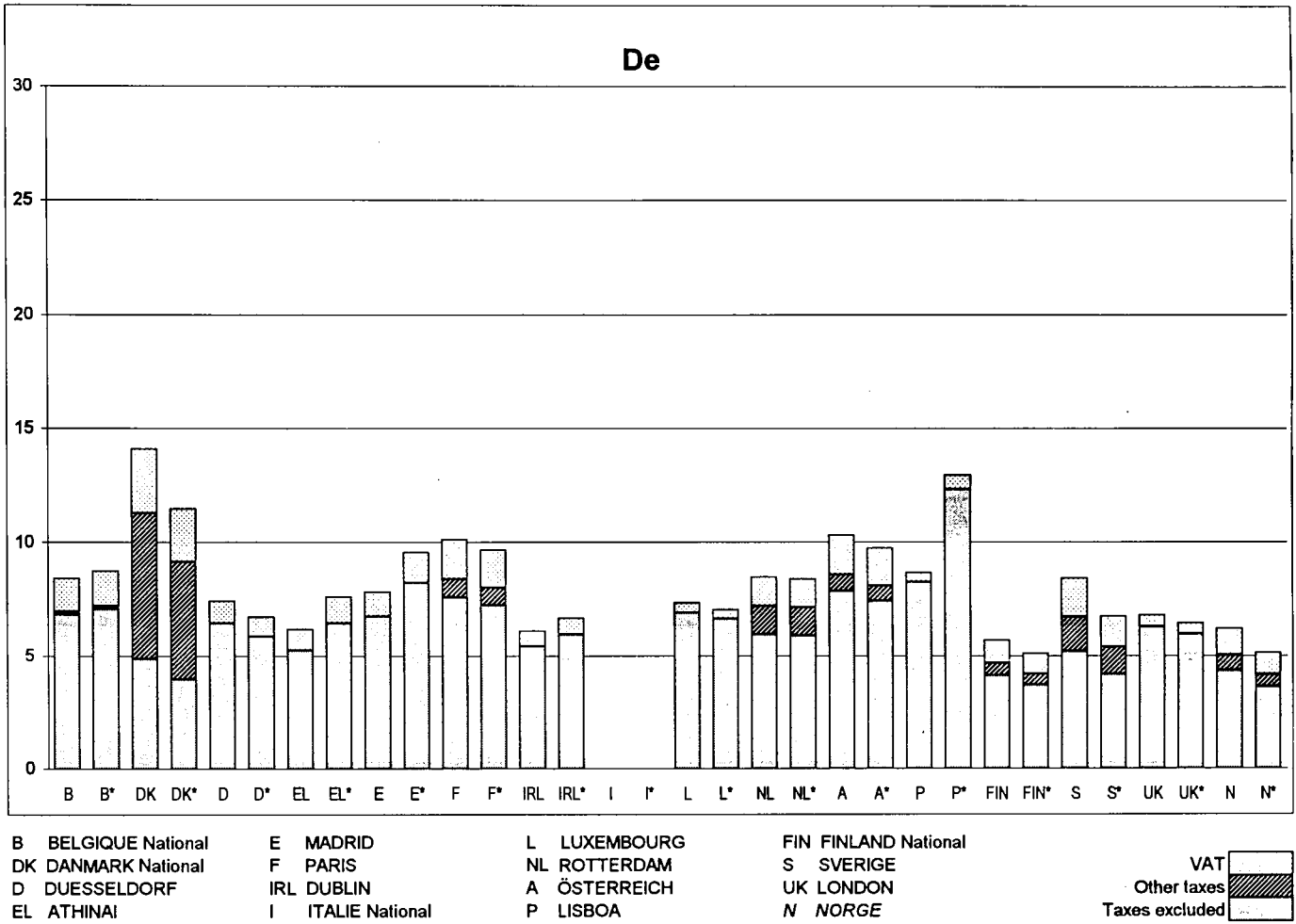
Electricity prices for households

ECU / 100 kWh


* PPS / 100 kWh



1997-2



Five household standard consumers, coded D_a to D_e were chosen:

Standard consumer 	Annual consumption (in kWh)		Approx. subscribed demand (in kW)
	Total	of which night	
D _a	600		3
D _b	1 200		3 - 4
D _c	3 500	1 300	4 - 9
D _d	7 500	2 500	6 - 9
D _e	20 000	15 000	9

Prices for the standard consumers are given in national currencies, PPS (purchasing power standard, annual estimated value as at 3 March for 1997) and in ECU (average value for July 1997).

Conversion table in PPS and ECU

1 PPS =

B (BEF) 39.40	E (ESP) 136.94	L (LUF) 42.58	FIN (FIM) 6.56
DK (DKK) 9.25	F (FRF) 6.98	NL (NLG) 2.24	S (SEK) 10.81
D (DEM) 2.19	IRL (IEP) 0.68	A (ATS) 14.74	UK (GBP) 0.70
EL (GRD) 251.61	I (ITL) 1741.21	P (PTE) 133.84	N (NOK) 9.89

1 ECU =

B (BEF) 40.85	E (ESP) 166.90	L (LUF) 40.85	FIN (FIM) 5.86
DK (DKK) 7.54	F (FRF) 6.67	NL (NLG) 2.23	S (SEK) 8.63
D (DEM) 1.98	IRL (IEP) 0.74	A (ATS) 13.92	UK (GBP) 0.66
EL (GRD) 310.43	I (ITL) 1926.48	P (PTE) 199.78	N (NOK) 8.22

Eurostat Data Shops

BELGIQUE/BELGIË

Eurostat Data Shop Brussels
Tel.: +32-2-299 66 66
Fax: +32-2-295 01 25
E-mail:
Piera.Calcinaghi@eurostat.cec.be

ESPAÑA

INE
Data Shop Eurostat
Tel.: +34-1-583 91 67
Fax: +34-1-583 46 99
E-mail: datashop@mundiprensa.es

ITALIA — Roma

ISTAT
Centro di Informazione Statistica —
Sede di Roma
Data Shop Eurostat
Tel.: +39-6-46 73 31 05/02
Fax: +39-6-46 73 31 07/01
E-mail: dipdiff@istat.it

ITALIA — Milano

ISTAT
Centro di Informazione Statistica —
Sede di Milano
Data Shop Eurostat
Tel.: +39-2-65 95 133/134
Fax: +39-2-65 30 75

UNITED KINGDOM

ONS Sales Office
Eurostat Data Shop (European Desk)
Office for national statistics
Tel.: +44-171-533 5676
Fax: +44-171-533 5689
E-mail: gloria.ryan@ons.gov.uk

DANMARK

Danmark Statistik
Bibliotek og Information
Eurostat Data Shop
Tel.: +45 39 17 30 30
Fax: +45 39 17 30 03
E-mail: bib@dst.dk

FRANCE

INSEE Info Service
Data Shop Eurostat
Tel.: +33-1-53 17 88 44
Fax: +33-1-53 17 88 22

LUXEMBOURG

Eurostat Data Shop Luxembourg
Tel.: +352-43 35 22 51
Fax: +352-43 35 22 221/245
E-mail: agnesn@eurostat.datashop.lu

USA

Haver analytics
Eurostat Data Shop
Tel.: +1-212-986 9300
Fax: +1-212-986 5857
E-mail: eurodata@haver.com

Eurostat homepage: <http://europa.eu.int/eurostat.html>

Sales offices (EUR-OP)

BELGIQUE/BELGIË — DANMARK — DEUTSCHLAND — GREECE/ELLADA — FRANCE — IRELAND —
ITALIA — GRAND-DUCHÉ DE LUXEMBOURG — NEDERLAND — ÖSTERREICH — PORTUGAL —
SUOMI/FINLAND — SVERIGE — UNITED KINGDOM — ICELAND — NORWAY — SWITZERLAND —
ČESKÁ REPUBLIKA — CYPRUS — MAGYARORSZÁG — MALTA — POLSKA — TÜRKIYE — BÄLGARIJA —
HRVATSKA — ROMÂNIA — SLOVAKIA — SLOVENIA — ISRAEL — RUSSIA — AUSTRALIA — CANADA —
EGYPT — JAPAN — SOUTH AFRICA — UNITED STATES OF AMERICA — MEXICO — KOREAN REPUBLIC

A worldwide list of our sales agents is available from the
Office for Official Publications of the European Communities
2 rue Mercier — L-2985 Luxembourg
tel. +352-2929-1 — fax. +352-2929 42658
Internet address:
<http://eur-op.eu.int/en/general/s-ad.htm>