



# STATISTICS IN FOCUS

## Energy and industry



1997  8

ISSN 1024-4328

### Electricity prices for EU industry on 1 January 1997: downward trend

These comments are based on prices collected within the framework of Council Directive 90/377/EEC expressed in national currency. For the comparative tables and the graphics, prices in ECU and purchasing power standards (PPS) have been used.

A study of the variations in deflated VAT-excluded electricity prices from 1 July 1996 to 1 January 1997 reveals that in most locations<sup>(1)</sup> prices showed a drop which affected all categories of standard consumers.

The biggest drops affected in Germany prices for  $I_c^{(2)}$  (-14%) and  $I_i$  (-10%) in Frankfurt, those of  $I_c$  in Rostock (-14%) as well as in the Netherlands prices for  $I_d$  in Rotterdam (-11%).

Rises are mainly recorded in the Netherlands (between +4% and +8%), in Italy (between +2% and +5%) and in France for  $I_a$  and  $I_b$  (+2%).

The greatest rises affected prices of  $I_h$  and  $I_i$  in Sweden (+11%) as well as in the United Kingdom those of  $I_e$  in London (+11%) and  $I_c$  in Birmingham (+8%).

Variation in deflated VAT-excluded prices in national currency  
(number of locations)

	$I_a$	$I_b$	$I_c$	$I_d$	$I_e$	$I_f$	$I_g$	$I_h$	$I_i$
Upward trend	13	11	7	7	8	10	8	9	6
Downward trend	23	25	30	30	29	28	30	29	32

(1) The collection locations are listed above and to the right of the price tables.

(2) See table below for standard consumers definition.

\*\*\*\*\*

Manuscript completed on = 23.04.1997

For further information please contact:

Eurostat, L-2920 Luxembourg, tel. 4301-32040 Fax: 4301-34771

Price (excl. VAT) in Luxembourg: Subscription 'Statistics in focus' of all themes: ECU 310

Subscription 'Statistics in focus' of Theme 2 'Energy and industry': ECU 85

Single copy: ECU 6

Catalogue number: CA-NL-97-008-EN-C

Council Directive No 90/377/EEC of 29 June 1990 lays down a Community procedure to improve the transparency of gas and electricity prices charged to industrial end-users. In accordance with Article 1.1, this note sets out the prices for standard consumers and the "marker prices" in force as at 1 January 1997.

Nine standard industrial users, coded I<sub>a</sub> to I<sub>i</sub> were chosen:

Standard consumer	Annual consumption (kWh)	Maximum demand (kW)	Annual utilisation (in hours)
I <sub>a</sub>	30 000	30	1 000
I <sub>b</sub>	50 000	50	1 000
I <sub>c</sub>	160 000	100	1 600
I <sub>d</sub>	1 250 000	500	2 500
I <sub>e</sub>	2 000 000	500	4 000
I <sub>f</sub>	10 000 000	2 500	4 000
I <sub>g</sub>	24 000 000	4 000	6 000
I <sub>h</sub>	50 000 000	10 000	5 000
I <sub>i</sub>	70 000 000	10 000	7 000

Prices for the standard consumers are given in national currencies, PPS (estimated purchasing power standard, annual estimated value, as at 3 March for 1997) and in ECU (average value for January 1997).

#### Conversion table in PPS and ECU


##### 1 PPS =

<b>B</b> (BFR) 39.40	<b>E</b> (PTA) 136.94	<b>L</b> (LFR) 42.58	<b>FIN</b> (FMK) 6.56
<b>DK</b> (DKR) 9.25	<b>F</b> (FF) 6.98	<b>NL</b> (HFL) 2.24	<b>S</b> (SKR) 10.81
<b>D</b> (DM) 2.19	<b>IRL</b> (IRL) 0.68	<b>A</b> (ÖS) 14.74	<b>UK</b> (UKL) 0.70
<b>GR</b> (DR) 251.61	<b>I</b> (LIT) 1741.21	<b>P</b> (ESC) 133.84	<b>N</b> (NKR) 9.89

##### 1 ECU =

<b>B</b> (BFR) 40.19	<b>E</b> (PTA) 163.69	<b>L</b> (LFR) 40.19	<b>FIN</b> (FMK) 5.80
<b>DK</b> (DKR) 7.44	<b>F</b> (FF) 6.58	<b>NL</b> (HFL) 2.19	<b>S</b> (SKR) 8.58
<b>D</b> (DM) 1.95	<b>IRL</b> (IRL) 0.74	<b>A</b> (ÖS) 13.72	<b>UK</b> (UKL) 0.73
<b>GR</b> (DR) 305.52	<b>I</b> (LIT) 1904.88	<b>P</b> (ESC) 194.91	<b>N</b> (NKR) 7.84


## PRIX REPERE EN MONNAIES NATIONALES

		25 MW			50 MW			75 MW			
1. JANUAR JANUARY JANVIER		STEUERN INBEGR. TAXES	OHNE MEHRWERT. VAT	OHNE STEUERN TAXES	STEUERN INBEGR. TAXES	OHNE MEHRWERT. VAT	OHNE STEUERN TAXES	STEUERN INBEGR. TAXES	OHNE MEHRWERT. VAT	OHNE STEUERN TAXES	
2. JULI JULY JUILLET		INCL. TAXES COMPRISES	EXCL. HORS TVA	EXCL. HORS TAXES	INCL. TAXES COMPRISES	EXCL. HORS TVA	EXCL. HORS TAXES	INCL. TAXES COMPRISES	EXCL. HORS TVA	EXCL. HORS TAXES	
BELGIQUE											
BFR/KWh NATIONAL	1997-1	2.15	1.77	1.77	2.01	1.66	1.66	1.98	1.64	1.64	
DEUTSCHLAND											
			TIEFST			LOWEST			LE PLUS BAS		
PF/KWh NORDEN-MITTE	1997-1	13.17	11.45	11.45	12.31	10.70	10.70	12.34	10.73	10.73	
DEUTSCHLAND											
			HOECHST			HIGHEST			LE PLUS HAUT		
PF/KWh NORDEN-MITTE	1997-1	14.67	12.76	12.76	14.34	12.47	12.47	14.04	12.21	12.21	
DEUTSCHLAND											
			TIEFST			LOWEST			LE PLUS BAS		
PF/KWh WESTEN	1997-1	12.56	10.92	10.92	12.06	10.49	10.49	11.62	10.10	10.10	
DEUTSCHLAND											
			HOECHST			HIGHEST			LE PLUS HAUT		
PF/KWh WESTEN	1997-1	14.65	12.74	12.74	14.35	12.48	12.48	14.09	12.25	12.25	
DEUTSCHLAND											
			TIEFST			LOWEST			LE PLUS BAS		
PF/KWh SUEDEN	1997-1	13.06	11.36	11.36	12.16	10.57	10.57	11.74	10.21	10.21	
DEUTSCHLAND											
			HOECHST			HIGHEST			LE PLUS HAUT		
PF/KWh SUEDEN	1997-1	15.41	13.40	13.40	15.18	13.20	13.20	14.84	12.90	12.90	
DEUTSCHLAND											
			TIEFST			LOWEST			LE PLUS BAS		
PF/KWh OSTEN	1997-1	14.63	12.72	12.72	14.19	12.34	12.34	13.80	12.00	12.00	
DEUTSCHLAND											
			HOECHST			HIGHEST			LE PLUS HAUT		
PF/KWh OSTEN	1997-1	16.72	14.54	14.54	16.36	14.23	14.23	16.07	13.97	13.97	
ELLADA											
DR/KWh NATIONAL	1997-1	13.79	11.69	11.69	13.79	11.69	11.69	13.79	11.69	11.69	
ESPANA											
PTA/KWh NATIONAL	1997-1	5.26	5.06	5.06	5.26	5.06	5.06	5.26	5.06	5.06	

DANMARK, LUXEMBOURG, IRELAND, OESTERREICH, SUOMI/FINLAND, NEDERLANDS 75 MW : Markierungspreise vertraulich, weniger als 3 Verbraucher in der Kategorie / Confidential marker prices, less than 3 consumers in the category  
 Prix-repere confidentiels, moins de 3 consommateurs dans la categorie.

ITALIA : "national" Reihe seit 1.1.94 / "national" series since 1.1.94 / serie "national" depuis le 1.1.94

## PRIX REPERE EN MONNAIES NATIONALES

		25 MW			50 MW			75 MW			
1. JANUAR JANUARY JANVIER		STEUERN INBEGR. TAXES	OHNE MEHRWERT. VAT	OHNE STEUERN TAXES	STEUERN INBEGR. TAXES	OHNE MEHRWERT. VAT	OHNE STEUERN TAXES	STEUERN INBEGR. TAXES	OHNE MEHRWERT. VAT	OHNE STEUERN TAXES	
2. JULI JULY JUILLET		INCL. TAXES COMPRISES	EXCL. HORS TVA	EXCL. HORS TAXES	INCL. TAXES COMPRISES	EXCL. HORS TVA	EXCL. HORS TAXES	INCL. TAXES COMPRISES	EXCL. HORS TVA	EXCL. HORS TAXES	
FRANCE		BASIS 5000 ST./H			BASE 5000 ST./H			BASE 6000 ST./H			
CENT./Kwh NATIONAL	1997-1	37.45	31.05	31.05	34.41	28.53	28.53	33.35	27.65	27.65	
FRANCE		BASIS -6%			BASE -6%			BASE -6%			
CENT./Kwh NATIONAL	1997-1	35.20	29.19	29.19	32.34	26.82	26.82	31.34	25.99	25.99	
FRANCE		BASIS -8%			BASE -8%			BASE -8%			
CENT./Kwh NATIONAL	1997-1	34.46	28.57	28.57	31.66	26.25	26.25	30.67	25.43	25.43	
FRANCE		BASIS -10%			BASE -10%			BASE -10%			
CENT./Kwh NATIONAL	1997-1	33.71	27.95	27.95	30.97	25.68	25.68	30.01	24.88	24.88	
ITALIA											
LIT/Kwh NATIONAL	1997-1	114.42	104.02	84.70	111.94	101.76	82.58	111.10	101.00	81.86	
NEDERLAND		TIEFST			LOWEST			LE PLUS BAS			
CENT/Kwh NATIONAL	1997-1	11.52	9.80	9.80	11.12	9.46	9.46				
NEDERLAND		HOECHST			HIGHEST			LE PLUS HAUT			
CENT/Kwh NATIONAL	1997-1	11.89	10.12	10.12	12.28	10.45	10.45				
PORTUGAL		BEZUG			REFERENCE			REFERENCE			
ESC/Kwh NATIONAL	1997-1	10.05	9.57	9.57	10.40	9.90	9.90				
PORTUGAL		TIEFST			LOWEST			LE PLUS BAS			
ESC/Kwh NATIONAL	1997-1	9.21	8.77	8.77	9.65	9.19	9.19				
PORTUGAL		HOECHST			HIGHEST			LE PLUS HAUT			
ESC/Kwh NATIONAL	1997-1	11.56	11.01	11.01	10.81	10.29	10.29				
UNITED KINGDOM											
PENCE/Kwh NATIONAL	1997-1	4.18	3.56	3.56	3.81	3.24	3.24	3.51	2.99	2.99	

DANMARK, LUXEMBOURG, IRELAND, OESTERREICH, SUOMI/FINLAND, NEDERLANDS 75 MW : Markierungspreise vertraulich, weniger als 3 Verbraucher in der Kategorie / Confidential marker prices, less than 3 consumers in the category  
 Prix-repere confidentiels, moins de 3 consommateurs dans la categorie.  
 ITALIA : "national" Reihe seit 1.1.94 / "national" series since 1.1.94 / serie "national" depuis le 1.1.94

PRIX REPERE EN MONNAIES NATIONALES



		25 MW			50 MW			75 MW		
		STEUERN INBEGR. TAXES INCL.	OHNE MEHRWERT. VAT EXCL. HORS TVA	OHNE STEUERN TAXES EXCL. HORS TAXES	STEUERN INBEGR. TAXES INCL.	OHNE MEHRWERT. VAT EXCL. HORS TVA	OHNE STEUERN TAXES EXCL. HORS TAXES	STEUERN INBEGR. TAXES INCL.	OHNE MEHRWERT. VAT EXCL. HORS TVA	OHNE STEUERN TAXES EXCL. HORS TAXES
		COMPRISES			COMPRISES			COMPRISES		
1. JANUAR JANUARY JANVIER										
2. JULI JULY JUILLET										
NORGE		TIEFST			LOWEST			LE PLUS BAS		
ORE/KWh NATIONAL	1997-1	14.00	11.40	11.40	20.10	16.30	16.30	10.70	8.70	8.70
NORGE		HOECHST			HIGHEST			LE PLUS HAUT		
ORE/KWh NATIONAL	1997-1	40.10	32.60	32.60	21.20	17.30	17.30	27.00	21.90	21.90


DANMARK, LUXEMBOURG, IRELAND, OESTERREICH, SUOMI/FINLAND, NEDERLANDS 75 MW : Markierungspreise vertraulich, weniger als 3 Verbraucher in der Kategorie / Confidential marker prices, less than 3 consumers in the category  
 Prix-repere confidentiels, moins de 3 consommateurs dans la categorie.  
 ITALIA : "national" Reihe seit 1.1.94 / "national" series since 1.1.94 / serie "national" depuis le 1.1.94

## PRIX DE L'ELECTRICITE POUR USAGES INDUSTRIELS


JANUAR 01 JANUARY 1997 JANVIER		NATIONALE WAEHRUNG NATIONAL CURRENCY / KWH MONNAIE NATIONALE			KKS	PPS	SPA / 100 KWH	ECUS / 100 KWH		
VERBRAUCHER-TYPEN	STEUERN INBEGR.	OHNE MWST.	OHNE STEUERN	STEUERN INBEGR.	OHNE MWST.	OHNE STEUERN	STEUERN INBEGR.	OHNE MWST.	OHNE STEUERN	
STANDARD CONSUMERS	WITH TAXES	VAT EXCL.	TAXES EXCL.	WITH TAXES	VAT EXCL.	TAXES EXCL.	WITH TAXES	VAT EXCL.	TAXES EXCL.	
CONSOMMATEURS TYPE	TAXES COMPRISES	HORS TVA	HORS TAXES	TAXES COMPRISES	HORS TVA	HORS TAXES	TAXES COMPRISES	HORS TVA	HORS TAXES	
BELGIQUE (BFR)										
IA	7.31	6.04	6.04	18.56	15.34	15.34	18.19	15.04	15.04	
IB	7.14	5.90	5.90	18.12	14.98	14.98	17.76	14.68	14.68	
IC	5.71	4.72	4.72	14.48	11.97	11.97	14.20	11.73	11.73	
ID	4.28	3.54	3.54	10.87	8.98	8.98	10.65	8.80	8.80	
IE	3.63	3.00	3.00	9.21	7.61	7.61	9.03	7.46	7.46	
IF	3.44	2.85	2.85	8.74	7.22	7.22	8.57	7.08	7.08	
IG	2.80	2.32	2.32	7.11	5.88	5.88	6.97	5.76	5.76	
IH	2.47	2.04	2.04	6.27	5.18	5.18	6.15	5.08	5.08	
II	2.11	1.74	1.74	5.34	4.42	4.42	5.24	4.33	4.33	
NATIONAL										
DANMARK (DKR) (1)										
IA	66.90	44.52	38.62	7.23	4.81	4.17	8.96	5.97	5.18	
IB	66.18	43.94	38.04	7.15	4.75	4.11	8.87	5.89	5.10	
IC	64.84	42.87	36.97	7.00	4.63	3.99	8.69	5.74	4.95	
ID	62.16	40.73	34.83	6.71	4.40	3.76	8.33	5.46	4.67	
IE	62.08	40.66	34.76	6.70	4.39	3.75	8.32	5.45	4.66	
IF	60.96	39.77	33.87	6.58	4.30	3.66	8.17	5.33	4.54	
IG	58.24	37.59	31.69	6.29	4.06	3.42	7.80	5.04	4.25	
IH	56.83	36.46	30.56	6.14	3.94	3.30	7.62	4.89	4.10	
II	56.18	35.94	30.04	6.07	3.88	3.24	7.53	4.82	4.03	
NATIONAL										
DEUTSCHLAND (PF)										
DUESSELDORF										
IA	30.54	26.56	26.56	13.96	12.14	12.14	15.67	13.63	13.63	
IB	30.11	26.18	26.18	13.76	11.96	11.96	15.45	13.43	13.43	
IC	26.20	22.79	22.79	11.97	10.42	10.42	13.44	11.69	11.69	
ID	21.99	19.12	19.12	10.05	8.74	8.74	11.28	9.81	9.81	
IE	19.98	17.38	17.38	9.13	7.94	7.94	10.25	8.92	8.92	
IF	18.13	15.77	15.77	8.29	7.21	7.21	9.30	8.09	8.09	
IG	13.96	12.14	12.14	6.38	5.55	5.55	7.16	6.23	6.23	
IH	15.12	13.15	13.15	6.91	6.01	6.01	7.76	6.75	6.75	
II	12.49	10.86	10.86	5.71	4.96	4.96	6.41	5.57	5.57	
HAMBURG										
IA	35.75	31.09	31.09	16.34	14.21	14.21	18.34	15.95	15.95	
IB	35.75	31.09	31.09	16.34	14.21	14.21	18.34	15.95	15.95	
IC	28.77	25.02	25.02	13.15	11.43	11.43	14.76	12.84	12.84	
ID	22.45	19.52	19.52	10.26	8.92	8.92	11.52	10.01	10.01	
IE	18.23	15.85	15.85	8.33	7.24	7.24	9.35	8.13	8.13	
IF	17.90	15.56	15.56	8.18	7.11	7.11	9.18	7.98	7.98	
IG	14.63	12.72	12.72	6.69	5.81	5.81	7.51	6.53	6.53	
IH	15.44	13.43	13.43	7.06	6.14	6.14	7.92	6.89	6.89	
II	13.39	11.65	11.65	6.12	5.32	5.32	6.87	5.98	5.98	
HANNOVER										
IA	30.48	26.50	26.50	13.93	12.11	12.11	15.64	13.59	13.59	
IB	29.92	26.02	26.02	13.67	11.89	11.89	15.35	13.35	13.35	
IC	25.63	22.29	22.29	11.71	10.19	10.19	13.15	11.43	11.43	
ID	21.21	18.44	18.44	9.69	8.43	8.43	10.88	9.46	9.46	
IE	18.16	15.79	15.79	8.30	7.22	7.22	9.32	8.10	8.10	
IF	17.95	15.61	15.61	8.20	7.13	7.13	9.21	8.01	8.01	
IG	14.97	13.02	13.02	6.84	5.95	5.95	7.68	6.68	6.68	
IH	15.76	13.70	13.70	7.20	6.26	6.26	8.08	7.03	7.03	
II	13.88	12.07	12.07	6.34	5.52	5.52	7.12	6.19	6.19	

(1) DIE PREISE OHNE MWST. UMFASSEN NICHT DIE ABZIEHBAREN ENERGIESTEUEERN VON 5 ORE AUF DEM CO2 UND VON 36 ORE /  
 THE PRICES EXCLUDING VAT DOES NOT INCLUDE THE DEDUCTIBLE TAXES OF 5 ORE FOR THE CO2 TAX AND OF 36 ORE FOR THE  
 ENERGY TAX / LES PRIX HTVA NE COMPRENNENT PAS LES TAXES DEDUCTIBLES DE 5 ORE SUR LE CO2 ET DE 36 ORE SUR  
 L'ENERGIE

## PRIX DE L'ELECTRICITE POUR USAGES INDUSTRIELS


JANUAR 01 JANUARY 1997 JANVIER		NATIONALE WAEHRUNG NATIONAL CURRENCY / KWH MONNAIE NATIONALE			KKS	PPS	SPA / 100 KWH		ECUS / 100 KWH			
VERBRAUCHER-TYPEN STANDARD CONSUMERS CONSUMMATEURS TYPE	STEUERN INBEGR. TAXES COMPRISES	OHNE MWST. VAT EXCL. HORS TVA	OHNE STEUERN TAXES EXCL. HORS TAXES	STEUERN INBEGR. TAXES COMPRISES	OHNE MWST. VAT EXCL. HORS TVA	OHNE STEUERN TAXES EXCL. HORS TAXES	STEUERN INBEGR. TAXES COMPRISES	OHNE MWST. VAT EXCL. HORS TVA	OHNE STEUERN TAXES EXCL. HORS TAXES	STEUERN INBEGR. TAXES COMPRISES	OHNE MWST. VAT EXCL. HORS TVA	OHNE STEUERN TAXES EXCL. HORS TAXES
DEUTSCHLAND (PF)												
IA	30.49	26.52	26.52	13.93	12.12	12.12	15.64	13.60	13.60			
IB	30.50	26.52	26.52	13.94	12.12	12.12	15.65	13.60	13.60			
IC	25.80	22.43	22.43	11.79	10.25	10.25	13.24	11.51	11.51			
ID	21.98	19.12	19.12	10.04	8.74	8.74	11.28	9.81	9.81			
IE	19.60	17.05	17.05	8.96	7.79	7.79	10.05	8.75	8.75			
IF	17.86	15.53	15.53	8.16	7.10	7.10	9.16	7.97	7.97			
IG	13.77	11.98	11.98	6.29	5.47	5.47	7.06	6.15	6.15			
IH	14.90	12.96	12.96	6.81	5.92	5.92	7.64	6.65	6.65			
II	12.25	10.65	10.65	5.60	4.87	4.87	6.28	5.46	5.46			
WESTLICHES GEBIET												
IA	47.93	41.68	41.68	21.90	19.05	19.05	24.59	21.38	21.38			
IB	47.60	41.39	41.39	21.75	18.92	18.92	24.42	21.23	21.23			
IC	27.51	23.92	23.92	12.57	10.93	10.93	14.11	12.27	12.27			
ID	22.83	19.86	19.86	10.43	9.08	9.08	11.71	10.19	10.19			
IE	18.75	16.31	16.31	8.57	7.45	7.45	9.62	8.37	8.37			
IF	18.71	16.27	16.27	8.55	7.44	7.44	9.60	8.35	8.35			
IG	15.44	13.43	13.43	7.06	6.14	6.14	7.92	6.89	6.89			
IH	16.80	14.61	14.61	7.68	6.68	6.68	8.62	7.49	7.49			
II	14.30	12.44	12.44	6.54	5.69	5.69	7.34	6.38	6.38			
FRANKFURT/M												
IA	41.27	35.89	35.89	18.86	16.40	16.40	21.17	18.41	18.41			
IB	40.19	34.95	34.95	18.37	15.97	15.97	20.62	17.93	17.93			
IC	30.92	26.89	26.89	14.13	12.29	12.29	15.86	13.79	13.79			
IO	24.87	21.63	21.63	11.37	9.88	9.88	12.76	11.10	11.10			
IE	20.55	17.87	17.87	9.39	8.17	8.17	10.54	9.17	9.17			
IF	19.65	17.09	17.09	8.98	7.81	7.81	10.08	8.77	8.77			
IG	16.34	14.21	14.21	7.47	6.49	6.49	8.38	7.29	7.29			
IH	16.94	14.73	14.73	7.74	6.73	6.73	8.69	7.56	7.56			
II	14.72	12.80	12.80	6.73	5.85	5.85	7.55	6.57	6.57			
STUTT GART												
IA	43.60	37.91	37.91	19.93	17.32	17.32	22.37	19.45	19.45			
IB	43.08	37.46	37.46	19.69	17.12	17.12	22.10	19.22	19.22			
IC	27.04	23.51	23.51	12.36	10.74	10.74	13.87	12.06	12.06			
ID	21.60	18.78	18.78	9.87	8.58	8.58	11.08	9.63	9.63			
IE	17.67	15.37	15.37	8.08	7.02	7.02	9.06	7.88	7.88			
IF	17.39	15.12	15.12	7.95	6.91	6.91	8.92	7.76	7.76			
IG	15.24	13.25	13.25	6.96	6.06	6.06	7.82	6.80	6.80			
IH	15.92	13.84	13.84	7.28	6.32	6.32	8.17	7.10	7.10			
II	14.67	12.76	12.76	6.70	5.83	5.83	7.53	6.55	6.55			
MUENCHEN												
IA	37.44	32.56	32.56	17.11	14.88	14.88	19.21	16.70	16.70			
IB	36.96	32.14	32.14	16.89	14.69	14.69	18.96	16.49	16.49			
IC	32.77	28.49	28.49	14.98	13.02	13.02	16.81	14.62	14.62			
ID	20.86	18.14	18.14	9.53	8.29	8.29	10.70	9.31	9.31			
IE	17.49	15.21	15.21	7.99	6.95	6.95	8.97	7.80	7.80			
IF	16.94	14.73	14.73	7.74	6.73	6.73	8.69	7.56	7.56			
IG	14.91	12.97	12.97	6.81	5.93	5.93	7.65	6.65	6.65			
IH	15.34	13.34	13.34	7.01	6.10	6.10	7.87	6.84	6.84			
II	14.10	12.26	12.26	6.44	5.60	5.60	7.23	6.29	6.29			
SUEDLICHES GEBIET												
IA	37.44	32.56	32.56	17.11	14.88	14.88	19.21	16.70	16.70			
IB	36.96	32.14	32.14	16.89	14.69	14.69	18.96	16.49	16.49			
IC	32.77	28.49	28.49	14.98	13.02	13.02	16.81	14.62	14.62			
ID	20.86	18.14	18.14	9.53	8.29	8.29	10.70	9.31	9.31			
IE	17.49	15.21	15.21	7.99	6.95	6.95	8.97	7.80	7.80			
IF	16.94	14.73	14.73	7.74	6.73	6.73	8.69	7.56	7.56			
IG	14.91	12.97	12.97	6.81	5.93	5.93	7.65	6.65	6.65			
IH	15.34	13.34	13.34	7.01	6.10	6.10	7.87	6.84	6.84			
II	14.10	12.26	12.26	6.44	5.60	5.60	7.23	6.29	6.29			

## PRIX DE L'ELECTRICITE POUR USAGES INDUSTRIELS

JANUAR 01 JANUARY 1997 JANVIER	NATIONALE WAERHUNG NATIONAL CURRENCY / KWH MONNAIE NATIONALE			KKS	PPS	SPA / 100 KWH	ECUS / 100 KWH				
	VERBRAUCHER-TYPEN STANDARD CONSUMERS CONSOMMATEURS TYPE	STEUERN INBEGR. WITH TAXES COMPRISES	OHNE MWST. VAT EXCL. HORS TVA								OHNE STEUERN TAXES EXCL. HORS TAXES
DEUTSCHLAND (PF)											
	ERFURT										
IA	41.41	36.01	36.01	18.92	16.46	16.46	21.24	18.47	18.47		
IB	41.04	35.69	35.69	18.76	16.31	16.31	21.05	18.31	18.31		
IC	32.00	27.83	27.83	14.62	12.72	12.72	16.42	14.28	14.28		
ID	23.96	20.84	20.84	10.95	9.52	9.52	12.29	10.69	10.69		
IE	20.00	17.39	17.39	9.14	7.95	7.95	10.26	8.92	8.92		
IF	19.96	17.35	17.35	9.12	7.93	7.93	10.24	8.90	8.90		
IG	17.04	14.81	14.81	7.79	6.77	6.77	8.74	7.60	7.60		
IH	18.17	15.80	15.80	8.30	7.22	7.22	9.32	8.11	8.11		
II	16.15	14.04	14.04	7.38	6.42	6.42	8.28	7.20	7.20		
LEIPZIG											
IA	33.80	29.39	29.39	15.45	13.43	13.43	17.34	15.08	15.08		
IB	33.16	28.84	28.84	15.15	13.18	13.18	17.01	14.79	14.79		
IC	29.74	25.86	25.86	13.59	11.82	11.82	15.26	13.27	13.27		
ID	23.87	20.76	20.76	10.91	9.49	9.49	12.25	10.65	10.65		
IE	18.81	16.36	16.36	8.60	7.48	7.48	9.65	8.39	8.39		
IF	18.64	16.21	16.21	8.52	7.41	7.41	9.56	8.32	8.32		
IG	14.61	12.70	12.70	6.68	5.80	5.80	7.49	6.52	6.52		
IH	16.49	14.34	14.34	7.54	6.55	6.55	8.46	7.36	7.36		
II	13.20	11.48	11.48	6.03	5.25	5.25	6.77	5.89	5.89		
ROSTOCK											
IA	41.46	36.05	36.05	18.95	16.47	16.47	21.27	18.49	18.49		
IB	41.46	36.05	36.05	18.95	16.47	16.47	21.27	18.49	18.49		
IC	33.42	29.06	29.06	15.27	13.28	13.28	17.14	14.91	14.91		
ID	23.39	20.34	20.34	10.69	9.30	9.30	12.00	10.43	10.43		
IE	19.21	16.70	16.70	8.78	7.63	7.63	9.85	8.57	8.57		
IF	19.21	16.70	16.70	8.78	7.63	7.63	9.85	8.57	8.57		
IG	16.55	14.39	14.39	7.56	6.58	6.58	8.49	7.38	7.38		
IH	16.45	14.30	14.30	7.52	6.54	6.54	8.44	7.34	7.34		
II	14.27	12.41	12.41	6.52	5.67	5.67	7.32	6.37	6.37		
ELLAS (DRA)											
	ATHINAI										
IA	30.86	26.15	26.15	12.25	10.38	10.38	10.09	8.55	8.55		
IB	30.74	26.05	26.05	12.20	10.34	10.34	10.05	8.52	8.52		
IC	28.38	24.05	24.05	11.27	9.55	9.55	9.28	7.86	7.86		
ID	22.61	19.16	19.16	8.98	7.61	7.61	7.39	6.27	6.27		
IE	20.92	17.73	17.73	8.31	7.04	7.04	6.84	5.80	5.80		
IF	20.92	17.73	17.73	8.31	7.04	7.04	6.84	5.80	5.80		
IG	17.77	15.06	15.06	7.05	5.98	5.98	5.81	4.92	4.92		
IH	16.45	13.94	13.94	6.53	5.53	5.53	5.38	4.56	4.56		
II	14.42	12.22	12.22	5.72	4.85	4.85	4.72	4.00	4.00		
ESPANA (PTA)											
	MADRID										
IA	21.09	18.18	18.18	15.40	13.27	13.27	12.89	11.11	11.11		
IB	21.09	18.18	18.18	15.40	13.27	13.27	12.89	11.11	11.11		
IC	16.00	13.79	13.79	11.68	10.07	10.07	9.78	8.43	8.43		
ID	14.70	12.67	12.67	10.73	9.25	9.25	8.98	7.74	7.74		
IE	13.34	11.50	11.50	9.74	8.40	8.40	8.15	7.03	7.03		
IF	12.49	10.77	10.77	9.12	7.86	7.86	7.63	6.58	6.58		
IG	11.24	9.69	9.69	8.21	7.07	7.07	6.87	5.92	5.92		
IH	11.26	9.71	9.71	8.22	7.09	7.09	6.88	5.93	5.93		
II	10.27	8.85	8.85	7.50	6.46	6.46	6.27	5.41	5.41		




## PRIX DE L'ELECTRICITE POUR USAGES INDUSTRIELS

JANUAR 01 JANUARY 1997 JANVIER	NATIONALE WAEHRUNG NATIONAL CURRENCY / KWH MONNAIE NATIONALE			KKS	PPS	SPA / 100 KWH	ECUS / 100 KWH			
	VERBRAUCHER-TYPEN STANDARD CONSUMERS CONSOMMATEURS TYPE	STEUERN INBEGR. WITH TAXES COMPRISES	OHNE MWST. VAT EXCL. HORS TVA							
FRANCE (CENT.)										
IA	88.08	73.04	66.06	12.60	10.44	9.45	13.39	11.10	10.04	
IB	82.82	68.68	66.06	11.84	9.82	9.45	12.59	10.44	10.04	
IC	74.37	61.66	59.31	10.63	8.82	8.48	11.30	9.37	9.02	
ID	59.30	49.17	49.17	8.48	7.03	7.03	9.01	7.47	7.47	
IE	50.35	41.75	41.75	7.20	5.97	5.97	7.65	6.35	6.35	
IF	50.35	41.75	41.75	7.20	5.97	5.97	7.65	6.35	6.35	
IG	43.44	36.02	36.02	6.21	5.15	5.15	6.60	5.48	5.48	
IH	39.57	32.82	32.82	5.66	4.69	4.69	6.01	4.99	4.99	
II	35.50	29.44	29.44	5.08	4.21	4.21	5.40	4.47	4.47	
PARIS										
IA	87.32	72.40	66.06	12.49	10.35	9.45	13.27	11.00	10.04	
IB	82.54	68.44	66.06	11.80	9.79	9.45	12.55	10.40	10.04	
IC	74.11	61.45	59.31	10.60	8.79	8.48	11.26	9.34	9.02	
ID	59.30	49.17	49.17	8.48	7.03	7.03	9.01	7.47	7.47	
IE	50.35	41.75	41.75	7.20	5.97	5.97	7.65	6.35	6.35	
IF	50.35	41.75	41.75	7.20	5.97	5.97	7.65	6.35	6.35	
IG	43.44	36.02	36.02	6.21	5.15	5.15	6.60	5.48	5.48	
IH	39.57	32.82	32.82	5.66	4.69	4.69	6.01	4.99	4.99	
II	35.50	29.44	29.44	5.08	4.21	4.21	5.40	4.47	4.47	
LILLE										
IA	82.22	68.17	66.06	11.76	9.75	9.45	12.50	10.36	10.04	
IB	80.62	66.85	66.06	11.53	9.56	9.45	12.25	10.16	10.04	
IC	72.39	60.03	59.31	10.35	8.58	8.48	11.00	9.12	9.02	
ID	59.30	49.17	49.17	8.48	7.03	7.03	9.01	7.47	7.47	
IE	50.35	41.75	41.75	7.20	5.97	5.97	7.65	6.35	6.35	
IF	50.35	41.75	41.75	7.20	5.97	5.97	7.65	6.35	6.35	
IG	43.44	36.02	36.02	6.21	5.15	5.15	6.60	5.48	5.48	
IH	39.57	32.82	32.82	5.66	4.69	4.69	6.01	4.99	4.99	
II	35.50	29.44	29.44	5.08	4.21	4.21	5.40	4.47	4.47	
STRASBOURG										
IA	87.32	72.40	66.06	12.49	10.35	9.45	13.27	11.00	10.04	
IB	82.54	68.44	66.06	11.80	9.79	9.45	12.55	10.40	10.04	
IC	74.11	61.45	59.31	10.60	8.79	8.48	11.26	9.34	9.02	
ID	59.30	49.17	49.17	8.48	7.03	7.03	9.01	7.47	7.47	
IE	50.35	41.75	41.75	7.20	5.97	5.97	7.65	6.35	6.35	
IF	50.35	41.75	41.75	7.20	5.97	5.97	7.65	6.35	6.35	
IG	43.44	36.02	36.02	6.21	5.15	5.15	6.60	5.48	5.48	
IH	39.57	32.82	32.82	5.66	4.69	4.69	6.01	4.99	4.99	
II	35.50	29.44	29.44	5.08	4.21	4.21	5.40	4.47	4.47	
LYON (1)										
IA	87.32	72.40	66.06	12.49	10.35	9.45	13.27	11.00	10.04	
IB	82.54	68.44	66.06	11.80	9.79	9.45	12.55	10.40	10.04	
IC	74.11	61.45	59.31	10.60	8.79	8.48	11.26	9.34	9.02	
ID	59.30	49.17	49.17	8.48	7.03	7.03	9.01	7.47	7.47	
IE	50.35	41.75	41.75	7.20	5.97	5.97	7.65	6.35	6.35	
IF	50.35	41.75	41.75	7.20	5.97	5.97	7.65	6.35	6.35	
IG	43.44	36.02	36.02	6.21	5.15	5.15	6.60	5.48	5.48	
IH	39.57	32.82	32.82	5.66	4.69	4.69	6.01	4.99	4.99	
II	35.50	29.44	29.44	5.08	4.21	4.21	5.40	4.47	4.47	
IRELAND (P)										
IA	11.314	10.057	10.057	16.73	14.87	14.87	15.19	13.51	13.51	
IB	11.178	9.936	9.936	16.53	14.70	14.70	15.01	13.34	13.34	
IC	9.485	8.431	8.431	14.03	12.47	12.47	12.74	11.32	11.32	
ID	7.057	6.273	6.273	10.44	9.28	9.28	9.48	8.42	8.42	
IE	5.788	5.145	5.145	8.56	7.61	7.61	7.77	6.91	6.91	
IF	5.444	4.839	4.839	8.05	7.16	7.16	7.31	6.50	6.50	
IG	4.674	4.155	4.155	6.91	6.15	6.15	6.28	5.58	5.58	
IH	4.704	4.181	4.181	6.96	6.18	6.18	6.32	5.62	5.62	
II	4.269	3.795	3.795	6.31	5.61	5.61	5.73	5.10	5.10	
DUBLIN										

(1) PREISE AUCH GUELTIG FUER / PRICES ALSO VALID FOR / PRIX EGALEMENT VALABLES POUR : MARSEILLE, TOULOUSE

## PRIX DE L'ELECTRICITE POUR USAGES INDUSTRIELS

JANUAR 01 JANUARY 1997 JANVIER	NATIONALE WAERHUNG NATIONAL CURRENCY / KWH MONNAIE NATIONALE			KKS	PPS	SPA / 100 KWH	ECUS / 100 KWH			
	VERBRAUCHER-TYPEN STANDARD CONSUMERS CONSUMMATEURS TYPE	STEUERN INBEGR. WITH TAXES COMPRISES	OHNE MWST. VAT EXCL. HORS TVA							OHNE STEUERN TAXES EXCL. HORS TAXES
ITALIA (LIT)										
							NATIONAL			
IA	373.56	339.60	285.50	21.29	19.36	16.27	19.43	17.66	14.85	
IB	304.26	276.60	229.00	17.34	15.77	13.05	15.82	14.38	11.91	
IC	251.60	228.73	181.13	14.34	13.04	10.32	13.08	11.89	9.42	
ID	232.34	211.22	163.62	13.24	12.04	9.33	12.08	10.98	8.51	
IE	201.86	183.51	135.91	11.51	10.46	7.75	10.50	9.54	7.07	
IF	185.44	168.58	135.91	10.57	9.61	7.75	9.64	8.77	7.07	
IG	149.43	135.85	112.43	8.52	7.74	6.41	7.77	7.06	5.85	
IH	137.97	125.43	105.44	7.86	7.15	6.01	7.17	6.52	5.48	
II	120.53	109.57	89.84	6.87	6.25	5.12	6.27	5.70	4.67	
G. D. LUXEMBOURG (LFR)										
							NATIONAL 50 % (1) (2)			
IA	5.83	5.50	5.50	13.69	12.91	12.91	14.50	13.67	13.67	
IB	5.90	5.57	5.57	13.87	13.08	13.08	14.69	13.86	13.86	
IC	4.54	4.29	4.29	10.67	10.07	10.07	11.30	10.66	10.66	
ID	3.70	3.49	3.49	8.70	8.20	8.20	9.21	8.69	8.69	
IE	3.14	2.96	2.96	7.37	6.96	6.96	7.81	7.37	7.37	
IF	2.51	2.37	2.37	5.89	5.56	5.56	6.24	5.88	5.88	
IG	2.07	1.95	1.95	4.86	4.58	4.58	5.14	4.85	4.85	
IH	2.15	2.02	2.02	5.04	4.75	4.75	5.34	5.04	5.04	
II	1.89	1.79	1.79	4.45	4.20	4.20	4.71	4.44	4.44	
NATIONAL 0 % (1)										
IA	7.33	6.91	6.91	17.22	16.24	16.24	18.23	17.20	17.20	
IB	7.09	6.69	6.69	16.65	15.71	15.71	17.63	16.63	16.63	
IC	5.42	5.11	5.11	12.73	12.01	12.01	13.48	12.72	12.72	
ID	4.26	4.02	4.02	10.00	9.44	9.44	10.60	10.00	10.00	
IE	3.49	3.29	3.29	8.19	7.73	7.73	8.68	8.19	8.19	
IF	2.51	2.37	2.37	5.89	5.56	5.56	6.24	5.88	5.88	
IG	2.07	1.95	1.95	4.86	4.58	4.58	5.14	4.85	4.85	
IH	2.15	2.02	2.02	5.04	4.75	4.75	5.34	5.04	5.04	
II	1.89	1.79	1.79	4.45	4.20	4.20	4.71	4.44	4.44	
NATIONAL 100 % (1)										
IA	4.56	4.30	4.30	10.71	10.11	10.11	11.35	10.70	10.70	
IB	4.48	4.23	4.23	10.52	9.93	9.93	11.15	10.51	10.51	
IC	3.67	3.46	3.46	8.62	8.13	8.13	9.13	8.61	8.61	
ID	3.14	2.97	2.97	7.38	6.96	6.96	7.82	7.38	7.38	
IE	2.79	2.63	2.63	6.55	6.18	6.18	6.94	6.55	6.55	
IF	2.51	2.37	2.37	5.89	5.56	5.56	6.24	5.88	5.88	
IG	2.07	1.95	1.95	4.86	4.58	4.58	5.14	4.85	4.85	
IH	2.15	2.02	2.02	5.04	4.75	4.75	5.34	5.04	5.04	
II	1.89	1.79	1.79	4.45	4.20	4.20	4.71	4.44	4.44	
NEDERLAND (CENTS)										
							ROTTERDAM			
IA	29.70	25.28	22.41	13.25	11.27	9.99	13.57	11.55	10.24	
IB	29.80	25.36	22.46	13.29	11.31	10.02	13.62	11.59	10.26	
IC	28.87	24.57	23.66	12.88	10.96	10.55	13.19	11.23	10.81	
ID	19.55	16.64	16.52	8.72	7.42	7.37	8.93	7.60	7.55	
IE	15.93	13.56	13.49	7.10	6.05	6.02	7.28	6.20	6.16	
IF	15.39	13.10	13.09	6.86	5.84	5.84	7.03	5.99	5.98	
IG	12.57	10.70	10.69	5.61	4.77	4.77	5.74	4.89	4.89	
IH	13.42	11.42	11.42	5.99	5.09	5.09	6.13	5.22	5.22	
II	11.85	10.09	10.09	5.29	4.50	4.50	5.42	4.61	4.61	


(1) LEISTUNGSVERMINDERUNG / POWER REDUCTION / EFFACEMENT DE PUISSANCE

(2) VERWENDET FUER GEMEINSCHAFTLICHE VERGLEICHE / TAKEN FOR COMMUNITY COMPARISON /  
UTILISE POUR COMPARAISON COMMUNAUTAIRE


## PRIX DE L'ELECTRICITE POUR USAGES INDUSTRIELS

JANUAR 01 JANUARY 1997 JANVIER		NATIONALE WAEHRUNG NATIONAL CURRENCY / KWH MONNAIE NATIONALE			KKS	PPS	SPA / 100 KWH	ECUS / 100 KWH		
		STEUERN INBEGR. WITH TAXES COMPRISES	OHNE MWST. VAT EXCL. HORS TVA	OHNE STEUERN TAXES EXCL. HORS TAXES	STEUERN INBEGR. WITH TAXES COMPRISES	OHNE MWST. VAT EXCL. HORS TVA	OHNE STEUERN TAXES EXCL. HORS TAXES	STEUERN INBEGR. WITH TAXES COMPRISES	OHNE MWST. VAT EXCL. HORS TVA	OHNE STEUERN TAXES EXCL. HORS TAXES
NEDERLANDS (CENTS)										
NOORD-HOLLAND										
IA		26.26	22.35	19.41	11.71	9.97	8.66	12.00	10.21	8.87
IB		26.38	22.45	19.55	11.77	10.01	8.72	12.06	10.26	8.93
IC		25.24	21.48	20.57	11.26	9.58	9.17	11.53	9.82	9.40
ID		17.32	14.74	14.62	7.72	6.57	6.52	7.92	6.74	6.68
IE		14.48	12.32	12.25	6.46	5.49	5.46	6.62	5.63	5.60
IF		14.09	11.99	11.98	6.28	5.35	5.34	6.44	5.48	5.47
IG		12.01	10.22	10.21	5.36	4.56	4.55	5.49	4.67	4.67
IH		12.67	10.78	10.78	5.65	4.81	4.81	5.79	4.93	4.93
II		11.22	9.55	9.55	5.00	4.26	4.26	5.13	4.36	4.36
NOORD-BRABANT										
IA		24.51	20.86	17.99	10.93	9.30	8.02	11.20	9.53	8.22
IB		25.11	21.37	18.47	11.20	9.53	8.24	11.48	9.77	8.44
IC		21.91	18.65	17.74	9.77	8.32	7.91	10.01	8.52	8.11
ID		16.38	13.94	13.82	7.31	6.22	6.16	7.49	6.37	6.32
IE		13.78	11.73	11.66	6.15	5.23	5.20	6.30	5.36	5.33
IF		13.66	11.63	11.62	6.09	5.19	5.18	6.24	5.31	5.31
IG		12.18	10.37	10.36	5.43	4.63	4.62	5.57	4.74	4.73
IH		12.60	10.72	10.72	5.62	4.78	4.78	5.76	4.90	4.90
II		11.68	9.94	9.94	5.21	4.43	4.43	5.34	4.54	4.54
OESTERREICH (OS)										
OBEROESTERREICH/TIROL/WIEN										
IA		2.58	2.15	2.05	17.50	14.58	13.91	18.81	15.67	14.94
IB		2.80	2.33	2.23	18.99	15.80	15.13	20.41	16.99	16.26
IC		2.04	1.70	1.60	13.84	11.53	10.85	14.87	12.39	11.66
ID		1.68	1.40	1.30	11.40	9.50	8.82	12.25	10.21	9.48
IE		1.38	1.15	1.05	9.36	7.80	7.12	10.06	8.38	7.65
IF		1.36	1.13	1.03	9.22	7.66	6.99	9.91	8.24	7.51
IG		1.20	1.00	0.90	8.14	6.78	6.10	8.75	7.29	6.56
IH		1.19	0.99	0.89	8.07	6.72	6.04	8.68	7.22	6.49
II		1.07	0.89	0.79	7.26	6.04	5.36	7.80	6.49	5.76
PORTUGAL (ESC)										
LISBOA										
IA		23.790	22.660	22.640	17.77	16.93	16.91	12.20	11.62	11.61
IB		24.690	23.520	23.500	18.44	17.57	17.55	12.67	12.07	12.06
IC		20.260	19.290	19.290	15.13	14.41	14.41	10.39	9.90	9.90
ID		17.310	16.490	16.490	12.93	12.32	12.32	8.88	8.46	8.46
IE		15.330	14.600	14.600	11.45	10.91	10.91	7.86	7.49	7.49
IF		15.330	14.600	14.600	11.45	10.91	10.91	7.86	7.49	7.49
IG		12.520	11.930	11.930	9.35	8.91	8.91	6.42	6.12	6.12
IH		11.450	10.900	10.900	8.55	8.14	8.14	5.87	5.59	5.59
II		10.530	10.030	10.030	7.87	7.49	7.49	5.40	5.15	5.15
S. MIGUEL ACORES										
IA		34.210	32.890	32.890	25.55	24.57	24.57	17.55	16.87	16.87
IB		34.210	32.890	32.890	25.55	24.57	24.57	17.55	16.87	16.87
IC		29.990	28.840	28.840	22.40	21.54	21.54	15.38	14.79	14.79
ID		26.770	25.740	25.740	20.00	19.23	19.23	13.73	13.20	13.20
IE		24.380	23.440	23.440	18.21	17.51	17.51	12.51	12.02	12.02
IF		23.670	22.760	22.760	17.68	17.00	17.00	12.14	11.68	11.68
IG										
IH										
II										

## PRIX DE L'ELECTRICITE POUR USAGES INDUSTRIELS




JANUAR 01 JANUARY 1997 JANVIER	NATIONALE WAEHRUNG NATIONAL CURRENCY / KWH MONNAIE NATIONALE			KKS	PPS	SPA / 100 KWH	ECUS / 100 KWH			
	VERBRAUCHER-TYPEN STANDARD CONSUMERS CONSOMMATEURS TYPE	STEUERN INBEGR. TAXES COMPRISES	OHNE MWST. VAT EXCL. TVA							OHNE STEUERN TAXES COMPRISES
	SUOMI/FINLAND (P)					NATIONAL				
IA	45.10	37.00	34.50	6.86	5.62	5.24	7.76	6.36	5.93	
IB	45.40	37.20	34.70	6.90	5.65	5.27	7.81	6.40	5.97	
IC	42.60	34.90	32.40	6.48	5.30	4.92	7.33	6.00	5.57	
ID	37.30	30.60	28.10	5.67	4.65	4.27	6.42	5.26	4.83	
IE	32.30	26.50	24.00	4.91	4.03	3.65	5.56	4.56	4.13	
IF	32.50	26.70	24.20	4.94	4.06	3.68	5.59	4.59	4.16	
IG	29.00	23.80	21.30	4.41	3.62	3.24	4.99	4.09	3.66	
IH	26.30	21.60	19.10	4.00	3.28	2.90	4.52	3.72	3.29	
II	.	.	.	.	.	.	.	.	.	
	SVERIGE (ORE)					NATIONAL				
IA	77.38	61.90	61.90	7.20	5.76	5.76	9.05	7.24	7.24	
IB	74.25	59.40	59.40	6.91	5.52	5.52	8.69	6.95	6.95	
IC	67.00	53.60	53.60	6.23	4.98	4.98	7.84	6.27	6.27	
ID	57.88	46.30	46.30	5.38	4.31	4.31	6.77	5.42	5.42	
IE	46.13	36.90	36.90	4.29	3.43	3.43	5.40	4.32	4.32	
IF	43.75	35.00	35.00	4.07	3.26	3.26	5.12	4.10	4.10	
IG	39.00	31.20	31.20	3.63	2.90	2.90	4.56	3.65	3.65	
IH	38.63	30.90	30.90	3.59	2.87	2.87	4.52	3.62	3.62	
II	36.38	29.10	29.10	3.38	2.71	2.71	4.26	3.40	3.40	
	UNITED KINGDOM (P)					LONDON				
IA	8.760	7.460	7.460	12.54	10.68	10.68	11.96	10.18	10.18	
IB	8.390	7.140	7.140	12.01	10.22	10.22	11.45	9.75	9.75	
IC	6.470	5.510	5.510	9.26	7.88	7.88	8.83	7.52	7.52	
ID	5.480	4.660	4.660	7.84	6.67	6.67	7.48	6.36	6.36	
IE	5.350	4.550	4.550	7.66	6.51	6.51	7.30	6.21	6.21	
IF	4.930	4.200	4.200	7.05	6.01	6.01	6.73	5.73	5.73	
IG	.	.	.	.	.	.	.	.	.	
IH	.	.	.	.	.	.	.	.	.	
II	.	.	.	.	.	.	.	.	.	
						LEEDS				
IA	7.780	6.620	6.620	11.13	9.47	9.47	10.62	9.04	9.04	
IB	10.380	8.830	8.830	14.85	12.64	12.64	14.17	12.05	12.05	
IC	7.500	6.380	6.380	10.73	9.13	9.13	10.24	8.71	8.71	
ID	.	.	.	.	.	.	.	.	.	
IE	5.000	4.250	4.250	7.16	6.08	6.08	6.83	5.80	5.80	
IF	.	.	.	.	.	.	.	.	.	
IG	.	.	.	.	.	.	.	.	.	
IH	.	.	.	.	.	.	.	.	.	
II	.	.	.	.	.	.	.	.	.	
						BIRMINGHAM				
IA	8.790	7.480	7.480	12.58	10.70	10.70	12.00	10.21	10.21	
IB	8.650	7.360	7.360	12.38	10.53	10.53	11.81	10.05	10.05	
IC	7.620	6.480	6.480	10.90	9.27	9.27	10.40	8.85	8.85	
ID	6.040	5.140	5.140	8.64	7.36	7.36	8.24	7.02	7.02	
IE	5.360	4.560	4.560	7.67	6.53	6.53	7.32	6.22	6.22	
IF	4.880	4.150	4.150	6.98	5.94	5.94	6.66	5.66	5.66	
IG	.	.	.	.	.	.	.	.	.	
IH	.	.	.	.	.	.	.	.	.	
II	.	.	.	.	.	.	.	.	.	

## PRIX DE L'ELECTRICITE POUR USAGES INDUSTRIELS

JANUAR 01 JANUARY 1997 JANVIER	NATIONALE WAEHRUNG NATIONAL CURRENCY / KWH MONNAIE NATIONALE			KKS	PPS	SPA / 100 KWH	ECUS / 100 KWH		
	VERBRAUCHER-TYPEN STANDARD CONSUMERS CONSOMMATEURS TYPE	STEUERN INBEGR. WITH TAXES COMPRISES	OHNE MWST. VAT EXCL. HORS TVA						
	UNITED KINGDOM (P)			GLASGOW					
IA	9.260	7.880	7.880	13.25	11.28	11.28	12.64	10.76	10.76
IB	8.970	7.630	7.630	12.84	10.92	10.92	12.24	10.41	10.41
IC	.	.	.	.	.	.	.	.	.
ID	.	.	.	.	.	.	.	.	.
IE	.	.	.	.	.	.	.	.	.
IF	.	.	.	.	.	.	.	.	.
IG	.	.	.	.	.	.	.	.	.
IH	.	.	.	.	.	.	.	.	.
II	.	.	.	.	.	.	.	.	.
	NORGE (ORE) (1)			NATIONAL					
IA	58.00	47.10	47.10	5.86	4.76	4.76	7.42	6.03	6.03
IB	62.00	50.40	50.40	6.26	5.09	5.09	7.94	6.45	6.45
IC	64.80	52.70	52.70	6.54	5.32	5.32	8.29	6.75	6.75
ID	48.50	39.50	39.50	4.90	3.99	3.99	6.21	5.06	5.06
IE	42.60	34.70	34.70	4.30	3.50	3.50	5.45	4.44	4.44
IF	39.10	31.80	31.80	3.95	3.21	3.21	5.00	4.07	4.07
IG	34.80	28.30	28.30	3.51	2.86	2.86	4.45	3.62	3.62
IH	34.40	28.00	28.00	3.47	2.83	2.83	4.40	3.58	3.58
II	33.10	26.90	26.90	3.34	2.72	2.72	4.24	3.44	3.44

(1) IM RAHMEN DER ABKOMMEN MIT DEN MITGLIEDSTAATEN DES EUROPÄISCHEN WIRTSCHAFTSRAUMS (EWR) SIND DIE PREISE FUER NORWEGEN AUCH VERÖFFENTLICHT / IN THE FRAMEWORK OF THE AGREEMENTS CONCLUDED BETWEEN THE MEMBER COUNTRIES OF THE EUROPEAN ECONOMIC AGREEMENT (EEA), PRICES FOR NORWAY ARE ALSO PUBLISHED / DANS LE CADRE DES ACCORDS PASSES ENTRE LES PAYS MEMBRES DE L'ESPACE ECONOMIQUE EUROPEEN (EEE), LES PRIX DE LA NORVEGE SONT EGALEMENT PUBLIES

- |                     |                   |                    |                      |
|---------------------|-------------------|--------------------|----------------------|
| B BELGIQUE NATIONAL | E MADRID          | L LUXEMBOURG (50%) | FIN FINLAND NATIONAL |
| DK DANMARK NATIONAL | F PARIS           | NL ROTTERDAM       | S SVERIGE            |
| D DUESSELDORF       | IRL DUBLIN        | A ÖSTERREICH       | UK LONDON            |
| GR ATHINA           | I ITALIE NATIONAL | P LISBOA           | N NORGE              |

-  MWST/VAT/TVA
-  ANDERE STEUERN/OTHER TAXES /AUTRES TAXES
-  OHNE STEUERN/TAXES EXCL./HORS TAXES

