

1995 □ 14

ISSN 1024-4328

### Electricity prices for EU households on 1 January 1995: relative stability

These comments are based on prices expressed in purchasing power standard (PPS). Tables and graphics also give the prices in ECU, which allows comparison in both units.

A study of the variations in VAT-excluded prices from 1 July 1994 to 1 January 1995 reveals that:

- Highest recorded rises were in the Netherlands in the "Nord Brabant" area. The prices for the other consumers increased commensurately with the quantity consumed. The rise was between 3.7% ( $D_a$ )\* and 7.4% ( $D_d$ ). The other areas recorded evolutions between -4.4% and 2%.
- In Germany, prices for Hamburg showed a rise of between 3.6% ( $D_e$ ) and 5.9% ( $D_b$ ) whereas those of the other towns remained almost unchanged.
- In Belgium, growth was between 2.5% ( $D_a$ ) and 3.9% ( $D_e$ ) whereas in Spain, it was about 3% whatever the volume consumed.
- In Luxembourg, prices showed a small increase of about 0.5%.
- In France, a drop of between -1.7% ( $D_b$ ) and -3.2% ( $D_c$ ) was recorded.

\* see table below for standard consumers definition.

\*\*\*\*\*


Manuscript completed on = 02.05.1995

For further information please contact:  
Eurostat, L-2920 Luxembourg, tel. 4301-32040 Fax: 4301-34771

Price (excl. VAT) in Luxembourg: Subscription ECU 240,  
single copy ECU 6

Catalogue number: CA-NL-95-014-EN-C

Five household standard consumers, coded D<sub>a</sub> to D<sub>e</sub> were chosen:


 Standard consumer	Annual consumption (in kWh)		Approx. subscribed demand (in kW)
	Total	of which night	
D <sub>a</sub>	600		3
D <sub>b</sub>	1 200		3 - 4
D <sub>c</sub>	3 500	1 300	4 - 9
D <sub>d</sub>	7 500	2 500	6 - 9
D <sub>e</sub>	20 000	15 000	9

Prices for the standard consumers are given in national currencies, PPS (purchasing power standard as at 29 March for 1995) and in ECU (average value for January 1995).


Conversion table in PPS and ECU

B	DK	D	GR	E	F	IRL	I	L	NL	P	UK
BFR	DKR	DM	DR	PTA	FF	IRL	LIT	LFR	HFL	ESC	UKL
1 PPS =											
40,27	9,42	2,28	231,60	130,37	7,05	0,71	1693,38	43,11	2,29	133,25	0,69
1 ECU =											
39,16	7,49	1,90	295,70	164,52	6,57	0,80	1999,01	39,16	2,13	196,12	0,79


## PRIX DE L'ELECTRICITE POUR USAGES DOMESTIQUES

1 JANUAR 1995 1 JANUARY 1995 1 JANVIER 1995	NATIONALE WAEHRUNG / KWH NATIONAL CURRENCY / KWH MONNAIE NATIONALE/ KWH			KKS	PPS	SPA / 100 KWH	ECUS/ 100 KWH			
VERBRAUCHER-TYPEN STANDARD CONSUMERS CONSOMMATEURS TYPE	STEUERN INBEGR. WITH TAXES TAXES COMPRISES	OHNE MWST. VAT EXCL. HORS TVA	OHNE STEUERN TAXES EXCL. HORS TAXES	STEUERN INBEGR. WITH TAXES TAXES COMPRISES	OHNE MWST. VAT EXCL. HORS TVA	OHNE STEUERN TAXES EXCL. HORS TAXES	STEUERN INBEGR. WITH TAXES TAXES COMPRISES	OHNE MWST. VAT EXCL. HORS TVA	OHNE STEUERN TAXES EXCL. HORS TAXES	
	BELGIQUE (BFR)						NATIONAL			
DA	8.97	7.44	7.39	22.26	18.47	18.34	22.89	19.00	18.86	
DB	8.14	6.75	6.70	20.20	16.77	16.63	20.78	17.24	17.10	
DC	5.87	4.87	4.82	14.58	12.10	11.97	15.00	12.45	12.31	
DD	5.30	4.40	4.35	13.17	10.93	10.79	13.54	11.24	11.10	
DE	3.38	2.80	2.75	8.39	6.96	6.83	8.63	7.16	7.02	
	DANMARK (ORE)						NATIONAL			
DA	173.24	138.59	95.59	18.38	14.70	10.14	23.13	18.50	12.76	
DB	135.48	108.38	65.38	14.37	11.50	6.94	18.09	14.47	8.73	
DC	110.71	88.57	45.57	11.75	9.40	4.83	14.78	11.82	6.08	
DD	103.39	82.71	39.71	10.97	8.77	4.21	13.80	11.04	5.30	
DE	92.29	73.83	33.63	9.79	7.83	3.57	12.32	9.86	4.49	
	DEUTSCHLAND (PF)						DUESSELDORF			
DA	45.79	39.82	36.50	20.05	17.43	15.98	24.08	20.94	19.20	
DB	37.64	32.73	30.00	16.48	14.33	13.13	19.80	17.22	15.78	
DC	31.85	27.70	25.39	13.94	12.13	11.12	16.75	14.57	13.35	
DD	29.38	25.55	23.42	12.86	11.19	10.25	15.45	13.44	12.32	
DE	16.56	14.40	13.20	7.25	6.30	5.78	8.71	7.57	6.94	
							HAMBURG			
DA	57.77	50.23	46.00	25.29	21.99	20.14	30.39	26.42	24.19	
DB	45.21	39.31	36.00	19.79	17.21	15.76	23.78	20.68	18.94	
DC	33.51	29.14	26.69	14.67	12.76	11.69	17.63	15.33	14.04	
DD	30.64	26.64	24.40	13.42	11.66	10.68	16.12	14.01	12.83	
DE	18.03	15.68	14.36	7.89	6.87	6.29	9.48	8.25	7.55	
							HANNOVER			
DA	41.59	36.16	33.18	18.21	15.83	14.53	21.88	19.02	17.45	
DB	35.33	30.73	28.19	15.47	13.45	12.34	18.58	16.16	14.83	
DC	29.20	25.39	23.30	12.78	11.12	10.20	15.36	13.35	12.26	
DD	27.76	24.14	22.15	12.15	10.57	9.70	14.60	12.70	11.65	
DE	16.52	14.37	13.18	7.23	6.29	5.77	8.69	7.56	6.93	
							WESTLICHES GEBIET			
DA	50.06	43.53	39.90	21.92	19.06	17.47	26.33	22.90	20.99	
DB	37.51	32.62	29.90	16.42	14.28	13.09	19.73	17.16	15.73	
DC	27.83	24.20	22.18	12.18	10.60	9.71	14.64	12.73	11.67	
DD	24.88	21.64	19.83	10.89	9.47	8.68	13.09	11.38	10.43	
DE	15.54	13.52	12.39	6.80	5.92	5.42	8.17	7.11	6.52	
							FRANKFURT/M			
DA	41.02	35.67	33.00	17.96	15.62	14.45	21.58	18.76	17.36	
DB	36.30	31.57	29.20	15.89	13.82	12.78	19.09	16.61	15.36	
DC	29.95	26.05	24.09	13.11	11.41	10.55	15.75	13.70	12.67	
DD	28.65	24.91	23.05	12.54	10.91	10.09	15.07	13.10	12.12	
DE	15.19	13.20	12.22	6.65	5.78	5.35	7.99	6.94	6.43	


## PRIX DE L'ELECTRICITE POUR USAGES DOMESTIQUES

1 JANUAR 1995 1 JANUARY 1995 1 JANVIER 1995	NATIONALE WAEHRUNG / KWH NATIONAL CURRENCY / KWH MONNAIE NATIONALE/ KWH			KKS PPS SPA / 100 KWH			ECUS/ 100 KWH			
VERBRAUCHER-TYPEN STANDARD CONSUMERS CONSUMMATEURS TYPE	STEUERN INBEGR. WITH TAXES TAXES COMPRISES	OHNE MWST. VAT EXCL. HORS TVA	OHNE STEUERN TAXES EXCL. HORS TAXES	STEUERN INBEGR. WITH TAXES TAXES COMPRISES	OHNE MWST. VAT EXCL. HORS TVA	OHNE STEUERN TAXES EXCL. HORS TAXES	STEUERN INBEGR. WITH TAXES TAXES COMPRISES	OHNE MWST. VAT EXCL. HORS TVA	OHNE STEUERN TAXES EXCL. HORS TAXES	
<b>DEUTSCHLAND (PF)</b>										
DA	59.62	51.85	48.10	26.10	22.70	21.06	31.36	27.27	25.30	
DB	43.75	38.05	35.30	19.15	16.66	15.46	23.01	20.01	18.57	
DC	30.21	26.27	24.37	13.23	11.50	10.67	15.89	13.82	12.82	
DD	27.10	23.57	21.87	11.87	10.32	9.58	14.25	12.40	11.50	
DE	15.51	13.49	12.52	6.79	5.91	5.48	8.16	7.10	6.59	
<b>STUTTGART</b>										
DA	59.62	51.85	48.10	26.10	22.70	21.06	31.36	27.27	25.30	
DB	43.75	38.05	35.30	19.15	16.66	15.46	23.01	20.01	18.57	
DC	30.21	26.27	24.37	13.23	11.50	10.67	15.89	13.82	12.82	
DD	27.10	23.57	21.87	11.87	10.32	9.58	14.25	12.40	11.50	
DE	15.51	13.49	12.52	6.79	5.91	5.48	8.16	7.10	6.59	
<b>MUENCHEN</b>										
DA	43.54	37.86	34.99	19.06	16.58	15.32	22.90	19.91	18.40	
DB	40.43	35.15	32.49	17.70	15.39	14.22	21.27	18.49	17.09	
DC	34.30	29.83	27.57	15.02	13.06	12.07	18.04	15.69	14.50	
DD	33.43	29.07	26.87	14.64	12.73	11.76	17.58	15.29	14.13	
DE	18.45	16.04	14.83	8.08	7.02	6.49	9.70	8.44	7.80	
<b>SUEDLICHES GEBIET</b>										
DA	66.69	58.00	53.60	29.20	25.39	23.47	35.08	30.51	28.19	
DB	48.40	42.09	38.90	21.19	18.43	17.03	25.46	22.14	20.46	
DC	33.75	29.35	27.12	14.78	12.85	11.87	17.75	15.44	14.26	
DD	30.18	26.24	24.25	13.21	11.49	10.62	15.87	13.80	12.75	
DE	17.52	15.24	14.08	7.67	6.67	6.16	9.22	8.02	7.41	
<b>ERFURT</b>										
DA	47.96	41.70	41.70	21.00	18.26	18.26	25.23	21.93	21.93	
DB	37.03	32.20	32.20	16.21	14.10	14.10	19.48	16.94	16.94	
DC	27.47	23.89	23.89	12.03	10.46	10.46	14.45	12.57	12.57	
DD	25.48	22.15	22.15	11.16	9.70	9.70	13.40	11.65	11.65	
DE	15.34	13.34	13.34	6.72	5.84	5.84	8.07	7.02	7.02	
<b>LEIPZIG</b>										
DA	44.74	38.90	38.90	19.59	17.03	17.03	23.53	20.46	20.46	
DB	33.18	28.85	28.85	14.53	12.63	12.63	17.45	15.17	15.17	
DC	24.90	21.65	21.65	10.90	9.48	9.48	13.10	11.39	11.39	
DD	22.15	19.26	19.26	9.70	8.43	8.43	11.65	10.13	10.13	
DE	13.83	12.03	12.03	6.06	5.27	5.27	7.27	6.33	6.33	
<b>ROSTOCK</b>										
DA	43.89	38.17	38.17	19.22	16.71	16.71	23.09	20.08	20.08	
DB	35.74	31.08	31.08	15.65	13.61	13.61	18.80	16.35	16.35	
DC	28.98	25.20	25.20	12.69	11.03	11.03	15.24	13.25	13.25	
DD	27.52	23.93	23.93	12.05	10.48	10.48	14.47	12.59	12.59	
DE	15.76	13.70	13.70	6.90	6.00	6.00	8.29	7.21	7.21	
<b>ELLAS (DR)</b>										
DA	26.64	22.58	22.58	11.50	9.75	9.75	9.01	7.64	7.64	
DB	25.62	21.71	21.71	11.06	9.37	9.37	8.66	7.34	7.34	
DC	22.58	19.13	19.13	9.75	8.26	8.26	7.64	6.47	6.47	
DD	23.51	19.92	19.92	10.15	8.60	8.60	7.95	6.74	6.74	
DE	17.26	14.62	14.62	7.45	6.31	6.31	5.84	4.94	4.94	
<b>ATHINAI</b>										
DA	26.64	22.58	22.58	11.50	9.75	9.75	9.01	7.64	7.64	
DB	25.62	21.71	21.71	11.06	9.37	9.37	8.66	7.34	7.34	
DC	22.58	19.13	19.13	9.75	8.26	8.26	7.64	6.47	6.47	
DD	23.51	19.92	19.92	10.15	8.60	8.60	7.95	6.74	6.74	
DE	17.26	14.62	14.62	7.45	6.31	6.31	5.84	4.94	4.94	


## PRIX DE L'ELECTRICITE POUR USAGES DOMESTIQUES

1 JANUAR 1995 1 JANUARY 1995 1 JANVIER 1995	NATIONALE WAEHRUNG / KWH NATIONAL CURRENCY / KWH MONNAIE NATIONALE/ KWH			KKS PPS SPA/ 100 KWH			ECUS/ 100 KWH			
VERBRAUCHER-TYPEN STANDARD CONSUMERS CONSOMMATEURS TYPE	STEUERN INBEGR. WITH TAXES TAXES COMPRISES	OHNE MWST. VAT EXCL. HORS TVA	OHNE STEUERN TAXES EXCL. HORS TAXES	STEUERN INBEGR. WITH TAXES TAXES COMPRISES	OHNE MWST. VAT EXCL. HORS TVA	OHNE STEUERN TAXES EXCL. HORS TAXES	STEUERN INBEGR. WITH TAXES TAXES COMPRISES	OHNE MWST. VAT EXCL. HORS TVA	OHNE STEUERN TAXES EXCL. HORS TAXES	
	ESPANA (PTA)						MADRID			
DA	25.78	22.22	22.22	19.77	17.04	17.04	15.67	13.51	13.51	
DB	25.78	22.22	22.22	19.77	17.04	17.04	15.67	13.51	13.51	
DC	20.16	17.38	17.38	15.46	13.33	13.33	12.25	10.56	10.56	
DD	18.51	15.96	15.96	14.20	12.24	12.24	11.25	9.70	9.70	
DE	13.20	11.38	11.38	10.12	8.73	8.73	8.02	6.92	6.92	
	FRANCE (CENT.)						PARIS			
DA	116.43	98.17	88.79	16.52	13.93	12.60	17.71	14.93	13.51	
DB	102.33	86.28	78.04	14.52	12.24	11.07	15.57	13.13	11.87	
DC	86.67	73.08	66.10	12.30	10.37	9.38	13.19	11.12	10.06	
DD	83.60	70.49	63.75	11.86	10.00	9.05	12.72	10.72	9.70	
DE	67.36	56.79	51.37	9.56	8.06	7.29	10.25	8.64	7.82	
							LILLE			
DA	115.41	97.31	88.79	16.38	13.81	12.60	17.56	14.80	13.51	
DB	101.44	85.53	78.04	14.39	12.14	11.07	15.43	13.01	11.87	
DC	85.92	72.44	66.10	12.19	10.28	9.38	13.07	11.02	10.06	
DD	82.87	69.88	63.75	11.76	9.92	9.05	12.61	10.63	9.70	
DE	66.77	56.30	51.37	9.47	7.99	7.29	10.16	8.57	7.82	
							STRASBOURG			
DA	108.67	91.63	88.79	15.42	13.00	12.60	16.53	13.94	13.51	
DB	95.52	80.54	78.04	13.55	11.43	11.07	14.53	12.25	11.87	
DC	80.90	68.21	66.10	11.48	9.68	9.38	12.31	10.38	10.06	
DD	78.03	65.79	63.75	11.07	9.33	9.05	11.87	10.01	9.70	
DE	62.87	53.01	51.37	8.92	7.52	7.29	9.56	8.06	7.82	
							LYON			
DA	115.41	97.31	88.79	16.38	13.81	12.60	17.56	14.80	13.51	
DB	101.44	85.53	78.04	14.39	12.14	11.07	15.43	13.01	11.87	
DC	85.92	72.44	66.10	12.19	10.28	9.38	13.07	11.02	10.06	
DD	82.87	69.88	63.75	11.76	9.92	9.05	12.61	10.63	9.70	
DE	66.77	56.30	51.37	9.47	7.99	7.29	10.16	8.57	7.82	
							MARSEILLE			
DA	115.41	97.31	88.79	16.38	13.81	12.60	17.56	14.80	13.51	
DB	101.44	85.53	78.04	14.39	12.14	11.07	15.43	13.01	11.87	
DC	85.92	72.44	66.10	12.19	10.28	9.38	13.07	11.02	10.06	
DD	82.87	69.88	63.75	11.76	9.92	9.05	12.61	10.63	9.70	
DE	66.77	56.30	51.37	9.47	7.99	7.29	10.16	8.57	7.82	
							TOULOUSE			
DA	115.41	97.31	88.79	16.38	13.81	12.60	17.56	14.80	13.51	
DB	101.44	85.53	78.04	14.39	12.14	11.07	15.43	13.01	11.87	
DC	85.92	72.44	66.10	12.19	10.28	9.38	13.07	11.02	10.06	
DD	82.87	69.88	63.75	11.76	9.92	9.05	12.61	10.63	9.70	
DE	66.77	56.30	51.37	9.47	7.99	7.29	10.16	8.57	7.82	

## PRIX DE L'ELECTRICITE POUR USAGES DOMESTIQUES

1 JANUAR 1995 1 JANUARY 1995 1 JANVIER 1995	NATIONALE WAEHRUNG / KWH NATIONAL CURRENCY / KWH MONNAIE NATIONALE/ KWH			KKS PPS SPA / 100 KWH			ECUS/ 100 KWH			
VERBRAUCHER-TYPEN STANDARD CONSUMERS CONSOMMATEURS TYPE	STEUERN INBEGR. WITH TAXES TAXES COMPRISES	OHNE MWST. VAT EXCL. HORS TVA	OHNE STEUERN TAXES EXCL. HORS TAXES	STEUERN INBEGR. WITH TAXES TAXES COMPRISES	OHNE MWST. VAT EXCL. HORS TVA	OHNE STEUERN TAXES EXCL. HORS TAXES	STEUERN INBEGR. WITH TAXES TAXES COMPRISES	OHNE MWST. VAT EXCL. HORS TVA	OHNE STEUERN TAXES EXCL. HORS TAXES	
<b>IRELAND (P)</b>										
							<b>DUBLIN</b>			
DA	11.239	9.990	9.990	15.74	13.99	13.99	14.10	12.54	12.54	
DB	9.444	8.395	8.395	13.23	11.76	11.76	11.85	10.53	10.53	
DC	6.578	5.847	5.847	9.21	8.19	8.19	8.25	7.34	7.34	
DD	6.423	5.709	5.709	9.00	8.00	8.00	8.06	7.16	7.16	
DE	4.350	3.867	3.867	6.09	5.42	5.42	5.46	4.85	4.85	
<b>ITALIA (LIT)</b>										
							<b>NATIONAL</b>			
DA	128.18	117.60	96.90	7.57	6.94	5.72	6.41	5.88	4.85	
DB	145.33	133.33	112.63	8.58	7.87	6.65	7.27	6.67	5.63	
DC	396.18	363.47	301.57	23.40	21.46	17.81	19.82	18.18	15.09	
DD	365.52	335.34	273.44	21.59	19.80	16.15	18.29	16.78	13.68	
DE										
<b>G.D.LUXEMBOURG (LFR)</b>										
							<b>NATIONAL</b>			
DA	8.86	8.36	8.36	20.56	19.39	19.39	22.63	21.35	21.35	
DB	6.63	6.26	6.26	15.38	14.51	14.51	16.93	15.97	15.97	
DC	4.43	4.18	4.18	10.27	9.69	9.69	11.31	10.67	10.67	
DD	4.29	4.05	4.05	9.95	9.39	9.39	10.95	10.33	10.33	
DE	2.90	2.74	2.74	6.72	6.34	6.34	7.40	6.98	6.98	
<b>NEDERLAND (CENTS)</b>										
							<b>ROTTERDAM</b>			
DA	35.58	30.28	30.28	15.51	13.20	13.20	16.69	14.21	14.21	
DB	29.94	25.48	25.48	13.06	11.11	11.11	14.05	11.96	11.96	
DC	23.38	19.90	19.90	10.19	8.68	8.68	10.97	9.34	9.34	
DD	21.77	18.53	18.53	9.49	8.08	8.08	10.21	8.69	8.69	
DE	15.17	12.91	12.91	6.61	5.63	5.63	7.12	6.06	6.06	
<b>NOORD-HOLLAND</b>										
DA	30.98	26.37	26.37	13.51	11.50	11.50	14.54	12.37	12.37	
DB	25.40	21.62	21.62	11.08	9.43	9.43	11.92	10.14	10.14	
DC	20.44	17.40	17.40	8.91	7.59	7.59	9.59	8.16	8.16	
DD	19.30	16.43	16.43	8.42	7.16	7.16	9.06	7.71	7.71	
DE	13.26	11.29	11.29	5.78	4.92	4.92	6.22	5.30	5.30	
<b>NOORD-BRABANT</b>										
DA	32.69	27.82	27.82	14.25	12.13	12.13	15.34	13.05	13.05	
DB	25.76	21.92	21.92	11.23	9.56	9.56	12.09	10.28	10.28	
DC	19.70	16.77	16.77	8.59	7.31	7.31	9.24	7.87	7.87	
DD	18.14	15.44	15.44	7.91	6.73	6.73	8.51	7.24	7.24	
DE	13.43	11.43	11.43	5.86	4.98	4.98	6.30	5.36	5.36	
<b>PORTUGAL (ESC)</b>										
							<b>LISBOA</b>			
DA	26.250	25.000	24.800	19.70	18.76	18.61	13.38	12.75	12.64	
DB	30.080	28.650	28.550	22.57	21.50	21.43	15.34	14.61	14.56	
DC	25.920	24.690	24.650	19.45	18.53	18.50	13.22	12.59	12.57	
DD	23.000	21.910	21.890	17.26	16.44	16.43	11.73	11.17	11.16	
DE	17.120	16.310	16.300	12.85	12.24	12.23	8.73	8.32	8.31	

## PRIX DE L'ELECTRICITE POUR USAGES DOMESTIQUES

1 JANUAR 1995 1 JANUARY 1995 1 JANVIER 1995	NATIONALE WAEHRUNG / KWH NATIONAL CURRENCY / KWH MONNAIE NATIONALE/ KWH			KKS PPS SPA / 100 KWH			ECUS/ 100 KWH				
	VERBRAUCHER-TYPEN	STEUERN INBEGR.	OHNE MWST.	OHNE STEUERN	STEUERN INBEGR.	OHNE MWST.	OHNE STEUERN	STEUERN INBEGR.	OHNE MWST.		OHNE STEUERN
	STANDARD CONSUMERS CONSOMMATEURS TYPE	WITH TAXES TAXES COMPRISES	VAT EXCL. HORS TVA	TAXES EXCL. HORS TAXES	WITH TAXES TAXES COMPRISES	VAT EXCL. HORS TVA	TAXES EXCL. HORS TAXES	WITH TAXES TAXES COMPRISES	VAT EXCL. HORS TVA		TAXES EXCL. HORS TAXES
	UNITED-KINGDOM (P)						LONDON				
DA	16.445	15.227	15.227	23.80	22.04	22.04	20.86	19.32	19.32		
DB	12.046	11.153	11.153	17.44	16.14	16.14	15.28	14.15	14.15		
DC	8.204	7.596	7.596	11.88	11.00	11.00	10.41	9.64	9.64		
DD	7.398	6.850	6.850	10.71	9.92	9.92	9.38	8.69	8.69		
DE	4.637	4.294	4.294	6.71	6.22	6.22	5.88	5.45	5.45		
							LEEDS				
DA	15.091	13.973	13.973	21.84	20.23	20.23	19.14	17.73	17.73		
DB	11.444	10.597	10.597	16.57	15.34	15.34	14.52	13.44	13.44		
DC	7.945	7.357	7.357	11.50	10.65	10.65	10.08	9.33	9.33		
DD	7.273	6.735	6.735	10.53	9.75	9.75	9.23	8.54	8.54		
DE	4.638	4.294	4.294	6.71	6.22	6.22	5.88	5.45	5.45		
							BIRMINGHAM				
DA	14.083	13.040	13.040	20.39	18.88	18.88	17.87	16.54	16.54		
DB	10.919	10.110	10.110	15.81	14.63	14.63	13.85	12.83	12.83		
DC	7.906	7.320	7.320	11.44	10.60	10.60	10.03	9.29	9.29		
DD	7.281	6.741	6.741	10.54	9.76	9.76	9.24	8.55	8.55		
DE	4.553	4.216	4.216	6.59	6.10	6.10	5.78	5.35	5.35		
							GLASGOW				
DA	14.830	13.730	13.730	21.47	19.87	19.87	18.81	17.42	17.42		
DB	11.190	10.360	10.360	16.20	15.00	15.00	14.20	13.14	13.14		
DC	8.150	7.550	7.550	11.80	10.93	10.93	10.34	9.58	9.58		
DD	7.340	6.800	6.800	10.62	9.84	9.84	9.31	8.63	8.63		
DE	4.600	4.260	4.260	6.66	6.17	6.17	5.84	5.40	5.40		

ELECTRICITY PRICES FOR HOUSEHOLDS

PRIX DE L'ELECTRICITE POUR USAGES DOMESTIQUES

- 1 B BELGIQUE NATIONAL
- 2 DK DANMARK NATIONAL
- 3 D DUESSELDORF
- 4 GR ATHINA
- 5 E MADRID
- 6 F PARIS
- 7 IRL DUBLIN
- 8 I ITALIE NATIONAL

- 9 L LUXEMBOURG
- 10 NL ROTTERDAM
- 11 P LISBOA
- 12 UK LONDON

KKS- PPS- SPA / 100 kWh  
 ECU / 100 kWh

- (1) STEUERN INBEGR./ TAXES INCL./ TAXES COMPRISES
- (2) OHNE MWS./ VAT EXCL./ HORS TVA
- (3) OHNE STEUERN/TAXES EXCL./ HORS TAXES

