

ISSN 0378-4207



# eurostat news

Quarterly

**1** □ **1989**

eurostat

**PUBLISHED**

## **Eurostat Catalogue 1988 — Publications and electronic services**

The *Eurostat Catalogue 1988 (Publications and electronic services)* has been made with the user in mind, making it easy to find subjects of interest, be they statistical data or studies and analyses. It covers all publications issued between 1 July 1986 and 30 June 1988. It gives a short résumé of each publication, details for ordering and price.

The *Eurostat Catalogue 1988* also contains all information on other dissemination media of data: 'on-line' data bases, diskettes, magnetic tapes, etc.

It can be obtained from Eurostat and from the Office for Official Publications of the European Communities.

<b>Format</b>	<b>Pages</b>	<b>Price</b>	<b>Language</b>	<b>Catalogue No</b>
B5	70	free of charge	DE	CA-50-87-647-DE-C
			EN	CA-50-87-647-EN-C
			FR	CA-50-87-647-FR-C

# eurostat news

## NEWS ITEMS

---

Mr H. Christophersen appointed Member of the Commission responsible for Eurostat	3
Mr P. Schmidhuber's visit to Luxembourg	4
— Speech by Mr P. Schmidhuber	4
— Speech by Mr Y. Franchet	6
The work of Eurostat in 1988	8
Nomenclature of the administrative units of the Community	11
Agricultural income 1988: slight improvement for the Community as a whole	14
Programme of Eurostat publications for 1989 (yellow pages)	

## PUBLICATIONS

---

Published	22
To be published	26
Periodicals	28

Editor: Mr Aristoteles Bouratsis, JMO B3/087A, Tel. 4301-2046

Secretariat: Mrs G. Conrath, JMO B3/93 A, Tel. 4301-3898

Dissemination: Information Office, JMO B3/89, Tel. 4301-4567

The opinions expressed in the signed articles are not necessarily those of Eurostat.

Reproduction of the contents of this publication is subject to acknowledgment of the source.

**Statistical Office of the European Communities**

Bâtiment Jean Monnet, rue Alcide De Gasperi, L-2920 Luxembourg-Kirchberg. Tel 4 30 11, Telex Comeur Lu 3423



Luxembourg: Office for Official Publications of the European Communities, 1989

*eurostat news*

is also published in French and German

DE ISSN 0378-505X

FR ISSN 0378-360X

*Printed in Belgium*

### Mr H. Christophersen appointed Member of the Commission responsible for Eurostat

Since 1 January 1989 Mr Henning Christophersen, Vice-President of the Commission, has been responsible for economic and financial affairs, coordination of structural Funds and the Statistical Office.

#### Curriculum vitae

Henning Christophersen was born on 8 November 1939 in Copenhagen. Married to Jytte Christophersen, three children.

Graduated in economics from Copenhagen University, 1965.

Head of the economic division of the Danish Federation of Crafts and Smaller Industries, 1965-70.

Economics reporter for the periodical 'NB' 1970-71 and for the weekly newspaper *Weekendavisen* 1971-78.

I. Member of the Folketing (Parliament) 1971-85.

Political spokesman of the Liberal MPs 1973-78.

President of the Liberal Party parliamentary group 1979-82.

II. Member of the parliamentary finance and budget committee 1972-76, vice-chairman 1975.

National auditor 1976-78.

Chairman of the parliamentary foreign affairs committee, 1979-81.

Member of the Nordic Council 1981-82.

III. Deputy leader of the Danish Liberal Party, Venstre 1972-77.

Acting leader of the Liberal Party, 1977.

Party leader 1978-84.



IV. Minister for Foreign Affairs 1978-79.

Deputy Prime Minister and Minister for Finance 1982-84.

Chairman of the ECO/FIN Council of Ministers during the Danish EEC presidency in the second half of 1982.

Vice-President of the Commission of the European Communities since January 1985.

Author of books and articles on political and economic subjects.

## Mr P. Schmidhuber's visit to Luxembourg

On 15 December 1988, Mr P. Schmidhuber, at that time Member of the Commission responsible for Eurostat, paid a visit to Luxembourg.

At the end of the afternoon, Mr Schmidhuber offered a cocktail to all the staff of the Statistical Office. During this cocktail the following speeches by the Member of the Commission and Mr Y. Franchet, Director-General of Eurostat, were exchanged.



### Speech by Mr P. Schmidhuber

Ladies and gentlemen,

It is a very great pleasure to have this opportunity of saying a few words to the staff of the Statistical Office this evening. I think you will agree that we have had a very good year together. In January the new Commission will find a Statistical Office in better shape than it has been for a long time.

Mr Franchet, you have been Director-General for just over one year. Under your leadership the Office has gained a new dynamism. You have made sure that the Office is heard. Its views are solicited inside the Commission and in the statistical institutes of the Member States.

I must congratulate you and all your colleagues on what you have been able to achieve over the last 12 months:

- (i) a major reorganization of the Office giving it a modern *structure*;
- (ii) a work *programme* which clearly links European statistics to the policy priorities of the Commission;
- (iii) a more than doubling of your *budget* over the next five years — an achievement matched nowhere else in the Commission.

A new *structure* for the Office was necessary. The 1992 programme had given new vigour to the Commission. You had experienced an exceptionally large number of retirements. Spain and Portugal had joined us. The staff modernization initiative meant that middle-management posts had been re-evaluated. You have used these changes successfully to give the Office a new structure and to place many more younger staff in positions of responsibility.



The statistical *programme* has meant a lot of work for all of you (I suppose you are tired of hearing the word!). The programming process, particularly the missions to the statistical institutes of the Member States and to the other services of the Commission, has led to a thorough examination of what the needs of the Commission are, what is being done in the Office and what the national institutes can deliver. The form chosen for the programme makes clear the links between Community policy and statistical work. Clear statistical objectives are derived from policy aims. Accordingly, everyone should be able to see how his work is directly related to the development and implementation of policy. I know that drafting such a programme is not a matter of each service scribbling down a few paragraphs and pasting them together. It requires a major intellectual effort, much reflection and discussion. You have done the job well and I congratulate you.

The Office will have a very substantial *budget* to help it carry out its programme. The Commission has decided on an envelope which means that the financial resources available will more than double over the next five years. The Commission is able to make

this kind of provision because it has been able to convince the Member States to give it more autonomy in the management of the Community budget — it can set priorities. The counterpart is financial discipline. This means that the Commission will monitor even more closely the performance of its services and act on results.

In this respect 1989 will be a particular challenge, to the Statistical Office. The new financial regulation means that next year you will have not only to disburse the carry-over from 1988 but all the payment credits made available for the year 1989. This means that project management will have to be particularly effective. The credibility of the Office is at stake.

Ladies and gentlemen,

Statistics are not an end in themselves and *a fortiori* European statistics. They are there to meet policy needs. The job of Eurostat is to coordinate the work of the national offices so that these needs are satisfied. Eurostat is not simply a European version of a national service. You have your own specificity.

The first feature is that as an integral part of the Commission you have the rights to initiate legislation and monitor its implementation which are given in the Treaties. If the Office were outside the Community structure you would not have these powers.

The second feature is the very high level of qualification but small number of staff — *klein aber fein* as we say in German. You may not like this but it is a fact of life that the Commission does not have the manpower of national administrations.

For the foreseeable future the Commission will remain small in size — and it is small despite some of the wilder stories we can read in the press. This means we have to think very carefully how we use our scarce human resources.

We must get the division of labour right between the 1% of European and the 99% of

national statisticians. The 1% is not going to carry out a representative cross-section of the work of the 99%. Eurostat has to serve first of all as a relay between European policy-makers and those who carry out the work in the Member States, the field work. The European statisticians then create their specific value-added which gives us the European statistics suitable for European (policy) purposes. European statisticians are therefore not multilingual copies of their national counterparts. Management and communication skills have a far bigger role to play in your daily work.

I am convinced that you in the Statistical Office possess and can use these skills. The staff of the Office has a very impressive range of backgrounds and experience. The modernized structure of the Office should make sure that this is now fully and effectively applied.

Ladies and gentlemen,

You have worked hard this year and next year will provide you with a major challenge. On behalf of the Commission, I would like to thank you for your diligence, loyalty and sense of responsibility and express our confidence in your ability to make your decisive contribution to the Commission's work in 1989.

Your minds will now doubtless be turned to things other than work as the holidays approach. I hope that you will be able to profit fully from the rest, or if you don't want to rest, at least that in January you will return relaxed and in one piece.

May I take this opportunity of wishing you and your families a very merry Christmas and a happy and prosperous New Year.

### Speech by Mr Y. Franchet



I would like, first, to thank you for the very kind words you have said about the Office and about me in particular. What has been achieved has been due to the efforts of the whole staff, at all levels.

As you know, Mr Commissioner, statisticians and politicians usually live in different worlds, and their timetables normally differ dramatically.



Statisticians have to develop the appropriate infrastructures for statistical information — common languages, classifications, definitions, etc. — which takes a long time. They are, therefore, reluctant to make changes as these changes lead to breaks in time series. The rate of change can better be compared to that of an aircraft carrier than that of a speedboat. They are, thus, rarely prepared for *ad hoc* priority requests.

Politicians, on the other hand, are constantly under the pressure of events. They look for short-term solutions which require rapid change.

We are currently sharing a rare honeymoon, due to the 1992 target for the single market. For once our horizons coincide. We have four years to change and develop our infrastructures, a rare opportunity.

Mr Commissioner, the relations that we have had with both yourself and your cabinet can be qualified as excellent. In spite of the pressure on the Commission, we have always

been able to obtain the support we needed and a strong commitment to our major projects: our reorganization, the statistical programme, statistical confidentiality, intra-regional trade. A special thanks goes to Mr Hugh Baker, who is leaving us, and who had the difficult task of matching your requirements with mine. He has done this remarkably well.

There are big challenges ahead of us for the coming years:

- (i) to implement the statistical programme, in which our credibility is at stake;
- (ii) to improve our managerial capacity, which is a condition of this implementation;
- (iii) to increase our flexibility, e.g. our capacity to respond quickly to priority *ad hoc* requests.

Mr Commissioner, in the name of the Statistical Office, I would like to wish you a merry Christmas and a happy New Year.

## The work of Eurostat in 1988

by A. Bouratsis, editor of *Eurostat news*

Implementation of the provisions of the Single European Act,<sup>1</sup> and particularly completion of the internal market by 1992, entail the modification of certain activities and regular statistical surveys, as well as the supply of new data and information, especially by means of a new policy for statistical information.

### Statistical information associated with the provisions of the Single European Act

The Commission has forwarded two communications to the Council, one covering Community policy on statistical information,<sup>2</sup> the second concerning the 1989-92 statistical programme.<sup>3</sup>

By making better use of statistics, this programme is designed to:

- (i) enhance the impact of Community policies;
- (ii) improve budgetary discipline, particularly by providing better and faster assessment of Community programmes;
- (iii) assist integration of the Community by standardizing European methodology.

The programme covers four major fields in which Community statistics will be amplified between now and 1992 (national accounts, intra-Community trade, the common agricultural policy and aid from the structural Funds). ECU 215 million have been budgeted over a period of five years, more than 75% of this sum going to the Member States to fund

surveys and other ways of collecting information of Community interest.

With regard to the internal market, the Commission (Eurostat – Statistical Office of the European Communities) has launched and developed four distinct projects: the development of a Community-wide information system,<sup>4</sup> made possible by enhanced standardization (indeed, Eurostat is currently working with Member States on methodological aspects of the European System of Integrated Economic Accounts (ESA) and of accounts covering trade in goods, services and capital); the preparation of a new system — no longer based on administrative and customs declarations at the Community's internal frontiers, since these formalities will be done away with — for quantifying intra-Community trade and transactions after 1992 (a draft regulation is due to be presented to the Council in 1989); the use of new sources to improve or supplement annual industrial statistics, particularly in the services and SME sectors, as a way of enhancing the relevance and transparency of information concerning enterprises; the creation, in cooperation with the Member States, of an information-collection mechanism designed to produce a harmonized statistical system for recording financial innovations.<sup>5</sup>

'Financial innovation', in the form of new financial instruments or combinations of existing ones, now plays a major role in national and international financial markets. To ensure a fuller understanding of these phenomena, Eurostat began in November 1988 to examine implementation of a flexible data-collection system for financial accounts and banking statistics. Eurostat intends to

---

<sup>1</sup> OJ L 169, 29.6.1987; Supplement 2/86 to Bull. EC; Twentieth General Report, points 1 to 4.

<sup>2</sup> Bull. EC 4-1988, point 2.5.2.

<sup>3</sup> Bull. EC 11-1988.

<sup>4</sup> Twentieth General Report, point 55.

<sup>5</sup> Bull. EC 11-1988.

put the results of this study before a working party of experts on financial statistics at the end of 1989, and to put forward proposals for harmonized definitions covering 'financial innovation'.

In the social field, the annual Community labour force survey was conducted in the spring (as has been the case each year since 1983) by all 12 Member States. On 7 November<sup>1</sup> the Council adopted a regulation on the organization of the 1989 survey. The Commission has also continued work to obtain statistics on income, wages and salaries and labour costs, as well as relaunching projects covering training and professional qualifications.

In early 1989, on a proposal from the Commission,<sup>2</sup> taking account of the opinion of the European Parliament<sup>3</sup> and with the aim of enhancing economic and social unity, the Council is due to approve a directive covering a uniform definition of gross national product at market prices (GNP mp), the aim of which is to provide appropriate Community legislation to underpin development of the major aggregates in the European System of Integrated Economic Accounts — so as to ensure their comparability and reliability — and thus be in a position to supply the necessary data to calculate national contributions to the Community's own resources and to coordinate national economic policies. Moreover, efforts to produce economic accounts more frequently have resulted in the establishment of quarterly accounts.

On 26 July, under the heading of the development of new statistical instruments (one of the aims of the Community R & D programmes), the Commission forwarded to the Council a proposal<sup>4</sup> for a specific programme concerning expert statistical systems (Doses).

The Council also decided, on 26 September,<sup>5</sup> in line with a Commission proposal<sup>6</sup> and an

opinion delivered by the European Parliament,<sup>7</sup> to launch a pilot project for the use of remote sensing in agricultural statistics.

In the environmental field, the Commission is examining a very comprehensive information system and in February<sup>8</sup> published its first collection of statistics on this subject.

### Statistical information to underpin Community policies

The adaptation of statistics in line with the reform of the common agricultural policy is continuing with respect to both the situation in agricultural markets and the incomes of those engaged in agriculture. Meanwhile, on 29 February,<sup>9</sup> the Council adopted the Regulation covering the 1988-97 structural surveys and the Eurofarm project.<sup>10</sup> Similarly, on 8 November,<sup>11</sup> it accepted the Commission's proposal<sup>12</sup> for the modification of its Directive of 28 July 1982,<sup>13</sup> concerning surveys of the earnings of farm workers, in order to allow the 1988 survey to be launched.

Under the modified Directive, the Community's contribution to the cost of the survey is extended to 1988. The Council is due to reassess Directive 82/606/EEC, on the basis of a Commission report of the surveys so far conducted, in early 1990. Where appropriate, this report will be accompanied by proposals for measures to be implemented after 1990.

The existing system of energy statistics<sup>14</sup> has been supplemented by two new surveys of consumption and investment respectively.

The Commission decided on 16 November<sup>15</sup> to modify the questionnaire which the steel

<sup>1</sup> OJ L 305, 10.11.1988.

<sup>2</sup> OJ C 137, 27.5.1988; Bull. EC 4-1988, point 2.5.1.

<sup>3</sup> OJ C 187, 18.7.1988; Bull. EC 6-1988, point 2.5.2.

<sup>4</sup> OJ C 203, 4.8.1988; Bull. EC 7/8-1988, point 2.5.1.

<sup>5</sup> OJ L 273, 5.10.1988; Bull. EC 9-1988, point 2.1.109.

<sup>6</sup> OJ C 119, 6.5.1988; Bull. EC 4-1988, point 2.1.156.

<sup>7</sup> OJ C 262, 10.10.1988; Bull. EC 9-1988, point 2.1.109.

<sup>8</sup> Bull. EC 2-1988, point 2.5.5.

<sup>9</sup> OJ L 56, 2.3.1988; Bull. EC 2-1988, point 2.5.1.

<sup>10</sup> Twenty-first General Report, point 57.

<sup>11</sup> OJ L 309, 15.11.1988; Bull. EC 11-1988.

<sup>12</sup> Bull. EC 6-1988, point 2.5.1.

<sup>13</sup> OJ L 247, 23.8.1982.

<sup>14</sup> Bull. EC 2-1988, point 2.5.7.

<sup>15</sup> OJ L 365, 30.12.1988.

---

## NEWS ITEMS

---

industry is obliged to complete at regular intervals, under its Decision 1566/86/ECSC of 24 February 1986.<sup>1</sup> Key aims of the change were to gain an insight into capacity, on the basis of production returns, and to identify market fluctuations while calculating apparent steel consumption more accurately, thanks to data on deliveries, supplies and new orders, steps being taken to avoid double counting and incompatible factors. The information thus obtained is fully in line with the new goals that the Commission has set for its steel policy.<sup>2</sup>

Work has been undertaken to define the form and overall approach of the future data-collection system for statistics on the structure and activity of service enterprises.

With respect to external relations, the statistical coverage required for the preparation of multilateral trade negotiations during the Uruguay Round entailed the combination of data from diverse sources (trade, tariff and economic). Thanks to the introduction of the Combined Nomenclature (CN)<sup>3</sup> on 1 January, and on the Integrated Community Tariff (Taric),<sup>4</sup> extremely detailed information is

now available in this field. The technical cooperation programme (training of statisticians, harmonization of external trade statistics, and the development of specialized statistics), primarily designed to assist the ACP countries,<sup>5</sup> is proving increasingly popular with Mediterranean (Algeria,<sup>6</sup> Yugoslavia<sup>7</sup> and third countries (Andean Group countries,<sup>8</sup> China<sup>9</sup>).

In Stockholm on 3 and 4 November, Eurostat met for the first time with the Directors-General of the National Statistical Institutes of the EFTA countries. The aim of the meeting was to tell participants how implementation of the Single European Act<sup>10</sup> would affect Community statistics. The representatives of the EFTA countries expressed their readiness to make all possible adjustments to their statistical systems to take account of the changes engendered by completion of the large internal market.

---

<sup>1</sup> OJ L 141, 28.5.1986; Bull. EC 2-1986, point 2.1.17.

<sup>2</sup> OJ L 212, 5.8.1988; Bull. EC 7/8-1988, point 2.1.11.

<sup>3</sup> Bull. EC 1-1988, point 2.5.1.

<sup>4</sup> OJ L 198, 20.7.1987; OJ L 256, 7.9.1987; Twenty-first General Report, points 156 and 157.

<sup>5</sup> Bull. EC 6-1988, point 2.5.4.

<sup>6</sup> Bull. EC 1-1988, point 2.5.2.

<sup>7</sup> Bull. EC 5-1988, point 2.5.3.

<sup>8</sup> Bull. EC 3-1988, point 2.5.1.

<sup>9</sup> Bull. EC 11-1988.

<sup>10</sup> Supplement 2/86 to Bull. EC and Bull. EC 2-1986, point 1.1.1. *et seq.*

## Nomenclature of the administrative units of the Community



M. Paulin<sup>1</sup>

### Presentation of LOC

Eurostat's computerized file of the over 80 000 administrative units of the Community, known as LOC (short for 'localities'), is now available on-line to the Commission's departments, enabling users to obtain for any given administrative unit an inventory of both the higher-level units of which it forms part and the lower-level units of which it is composed.

The administrative units used in each Member State (with the number of such units at each level) are as follows:

Belgium	3	Régions
	9	Provinces
	43	Arrondissements
	589	Communes
Denmark	15	Ämter
	276	Kommuner
	2 144	Sogne
FR of Germany	11	Länder
	31	Regierungsbezirke
	328	Kreise
	8 587	Gemeinde
Greece	13	Development regions
	51	Nomoi
	147	Eparchias
	6 039	Demoi
Spain	18	Comunidades autonomas + Ceuta y Melilla
	52	Provincias + Ceuta y Melilla
	8 056	Municipios
France + DOM	8	ZEAT
	26	Régions
	100	Départements
	338	Arrondissements
	36 550	Communes

<sup>1</sup> M. Paulin is an expert of Eurostat.

## NEWS ITEMS

Italy	20 95 8 092	Regioni Provincie Comuni
Ireland	9 34 3 440	Planning regions Counties/county boroughs DED/wards
Luxembourg	3 12 118	Districts Cantons Communes
Netherlands	4 12 40 714	Landsdelen Provincies Corop regio's Gemeenten
Portugal	7 29 305 4 156	Comissaoes de coordenação regional + regioes autonomas Grupos de concelhos NUTS 3 Concelhos Freguesias
United Kingdom	11 35 65 485	Standard regions Groups of counties NUTS 2 Counties/local authority regions Districts

Each unit is identified by its designation in the language of the Member State in question and by a hierarchically ordered, 14-digit alphanumerical code. The first five digits of this code are those of the nomenclature of Community regions (NUTS), of which LOC is therefore an extension down to the most detailed administrative level.

### Future developments

The list of the administrative units of the Community will be updated annually as required.

It is further planned to provide the following information on each unit at the most detailed level:

- (i) initially, its surface area (in km<sup>2</sup>) and resident population;
- (ii) at a later stage, provided sufficient data can be collected, information on certain

transport infrastructures (railway stations, ports, airports, etc.).

Finally, the consultation procedure will be improved to take account of users' suggestions.

### Utilization

The chief objective of LOC is to allow the various Commission departments to situate territorial units rapidly within known regional divisions. This may be useful whenever projects, businesses or contractors are identified only by an address referring to a detailed administrative unit whereas information concerning them is to be compiled at an aggregated geographical level.

The data on surface area and population will facilitate the work of identifying rural areas and allow estimates to be made of the population affected by particular Community

measures applying to specific territories not compatible with the NUTS nomenclature (e.g. less-favoured agricultural areas, industrial areas in decline, mountain areas, environmentally sensitive areas, etc.).

The information on transport infrastructures will be a vital tool for national statistical institutes needing to measure movements of goods between regions of different countries.

## Agricultural income 1988: slight improvement for the Community as a whole



M. Ernens<sup>1</sup>

The forecasts of agricultural income for 1988 are based on estimates as at 8 December 1988. There appears to be a slight improvement for this year in the Community as a whole. There are three indicators for assessing the development of this income. Net value-added at factor cost, in real terms and per annual work unit (AWU) (indicator 1), should rise by 1,3% (see Table 1) for the Community excluding Portugal. This follows on from a fall of -2,5% in 1987.

Net income from agricultural activity (net value-added at factor cost less rents and interest payments, indicator 2), in real terms and per annual work unit (hired and non-hired workers), and indicator 3, which covers the net income of the non-hired agricultural labour force, i.e. the holder and the members of his family working on the holding (net value-added at factor cost less rents, interest payments and wages), again in real terms and per non-remunerated annual work unit, are likely to show a perceptible increase of 1,2% (1987: -2,7%) and 1,4% (1987: -1,4%) respectively.

An initial analysis<sup>2</sup> (see Table 3) of the reasons for this improvement in agricultural income reveals first of all an increase of 3%

in the overall value of final production,<sup>3</sup> with prices up by 2% in nominal terms and volume up 1%.

The volume of crop production will increase by 2,5%, with substantial rises in citrus fruit (+20,3%), cereals (+10,9%) and fresh fruit (+5,8%), with falls for grape must and wine (-12,8%) and potatoes (-2,2%).

A 2,2% price rise in nominal terms of crop production reflects increases for most of the products concerned. The prices for potatoes (+11,2%), fresh fruit (+6,6%) and citrus fruit (+6,4%) are likely to be well up on 1987. On the other hand, those of sugar-beet (-0,5%) and cereals (-0,4%) will be slightly lower. Here it may be noted that the prices of cereals will be down for the second year running owing to the excellent supply situation.

The lower figure for the volume of total animal production (-0,5%) reflects the reduction for milk (-2,3%) and cattle (-2%), the direct or indirect consequences of the quota system. Production of poultry, sheep and pigs will go up yet again. The higher production of eggs (+2,4%) will largely compensate for the decline in 1987 (-2%).

The price of total animal production will go up by 1,9% owing to much higher figures for

<sup>1</sup> M. Ernens is an administrator in the 'Agricultural accounts and structures' division of Eurostat.

<sup>2</sup> It has not been possible to include the United Kingdom owing to the lack of detailed data.

<sup>3</sup> See the methodological comments at the end of the text.



sheep and goats (+5,4%), milk (+5%), cattle (+3,9%) and poultry (+2,8%). However, surplus supplies will mean that egg prices will be severely depressed (-10,2%) and those of pigs slightly so (-3,4%).

The value of intermediate consumption is likely to rise by 3,4% after two years in which the reverse movement applied. This is due to an increase in the volume (+1,3%) and the price (+2,2%) of intermediate consumption. The notably higher figure for the volume of plant protection and pharmaceutical products (+6,1%) is mainly due to the far greater use of fungicides. The prices of animal feedingstuffs will rise considerably in nominal terms (+3,3%) whereas energy prices will fall (-2,2%). Intermediate consumption represents approximately 40% in value terms of final total production, which explains why the trend in the value of the former (+3,4%) only partially affects the rise in the latter (+3%). Consequently, gross value-added at market prices is expected to be 2,6% up in 1988 over the previous year.

The subsidies linked to production and which benefit the farmer will rise considerably as a consequence of national and Community arrangements, particularly the compensation for the suspension of milk quotas of 4%. Subsidies are expected to move from ECU 7,1 thousand million in 1987, to ECU 8,7 thousand million in 1988.

The considerable increase in taxes linked to production (+15,4%) is attributable very largely to the co-responsibility levy for cereals, the supertax on milk and the elimination levy on sugar-beet.

Depreciation will rise by 1,5% (in 1987: +1,4%). Rents will rise by 4,1% and interest charges by 1,3% (in 1987: -1,7%) owing to higher interest rates.

Compensation of employees is expected to show a 3,3% rise, this being above the 1987 rate (+1,1%).

To arrive at net value-added at factor cost, subsidies must be added to gross value-added at market prices, and taxes linked to production, as well as depreciation, deducted. The result is an increase in nominal terms of 3,6%.<sup>1</sup>

Finally, there are two other factors influencing agricultural income per AWU in real terms: the variation in the numbers of such units and the rate of inflation.

According to information currently available, the agricultural labour force should fall by 2,6% in 1988 (-2,4% in 1987). The rate of change of the implicit price index of gross domestic product at market prices, which is used as a deflator, will be lower than it was last year (1987: 3,9%, 1988: 3,8%).

The anticipated increase of 1,3% in real agricultural income per AWU (indicator 1) is the weighted average of changes in the Member States.

A country-by-country analysis reveals differing situations, partly because of varying agro-economic trends and partly because the 1987/86 period is taken as the stopping point. It very often happens that a favourable rate of change in one year is balanced out by an unfavourable one the year previously and vice-versa. The highest positive rates of change were in Ireland: +14,9% (+18% in 1987); in the FR of Germany: +12,7% (-16,6% in 1987); in Spain: +10,7% (+7,1% in 1987); in Greece: +5,8% (-1,0% in 1987); and in Belgium: +3,9% (-5,3% in 1987). In the Netherlands and Luxembourg, where rates are close to the Community average, income will improve slightly at 1,4% (-5,4% in 1987) and 1,2% (+2,3% in 1987) respectively. Nevertheless, there are countries where the reverse holds true: to a slight extent in Denmark: -1,8% (-14,2% in 1987); and in Italy: -1,9% (-0,3% in 1987); and to a greater extent in France: -4,2% (-1,5% in 1987); and the

<sup>1</sup> 2.9% if one includes the United Kingdom (see Table 1).

## NEWS ITEMS

United Kingdom: -9,7% (-3,1% in 1987).

A medium-term comparison reveals that real agricultural income in the Community rose in 1988 over its '1980' level by 5,7% (see Table 2). Here again there are considerable differences between the States. The increase between these two years is far above the average in Ireland, Luxembourg and Spain (40% and more) and in Denmark and the Netherlands (roughly 20%). In Greece and Belgium, the figure is slightly above the Community average. On the other side of the coin,

the figure is generally stable in Germany and has even fallen in France (-2%), Italy (-7%) and the United Kingdom (-10%).

Averaging the indices of agricultural income (indicator 1) from 1986 to 1988 per Member State ironed out the substantial annual fluctuations in production. It will be seen that the '1987' income has remained at least at the same level as '1980' with the exception of Italy. The situation has been stable in Germany, France and the UK, while increases of highly varying proportions apply to the other Member States.

Development  $\bar{\varnothing}$  1986-88 ('1987') compared with  $\bar{\varnothing}$  1979-81 ('1980')  
'1980' = 100

B	108,5	I	93,9
DK	129,4	L	141,4
D	100,9	NL	121,3
GR	106,6	UK	98,4
E	128,9	EUR 10 (without E and P)	102,2
F	101,3		
IRL	127,3	EUR 11 (without P)	105,7

These are provisional estimates. In March 1989 Eurostat will publish revised figures and a detailed analysis of the development of agricultural income for the Community as a whole and for each of the Member States.

### Methodological notes:

1. The results published here are estimates by the relevant national organizations in the Member States for the current year. The income indicator 'net value-added at factor cost' covers only the production sector agriculture and does not therefore represent total income of persons employed in agriculture, who may have income from other sources. The labour force input and any changes therein are expressed in annual work units (AWU). One AWU corresponds to one person employed full-time in agriculture for the whole year.

2. The concept of 'final production' is applied in the European Community's economic accounts. It differs from the 'delivery' concept (which is used for special purposes in certain countries) in that it includes changes in stocks and investments in agricultural products.

3. The rates of change (Table 1) in net value-added (NVA) per AWU in real terms for the Community result from weighting the national rates of change with each country's share of NVA in the Community in 1987. Total real NVA for the Community in Table 2 is obtained by adding the real NVA figures deflated by the implicit price index of GDP and converted into ECU by reference to 1980 exchange rates. Average real NVA per AWU in absolute terms is obtained by dividing total real NVA by total AWU to form the basis for calculating the series of Community indices.

**Table 1**  
**Real net value-added at factor cost per annual work unit (AWU)**  
**1988 % rates of change compared with 1987**

		B	DK	D	GR	E	F	IRL	I	L	NL	P	UK	EUR 12 <sup>1</sup>
1	Nominal net value-added at factor cost	2,6	-1,5	12,5	20,9	12,9	-4,4	15,8	-1,1	-1,3	0,3	:	-6,4	2,9
2	Total agricultural labour input in AWU <sup>2</sup>	-2,8	-3,8	-2,0	0,0	-3,0	-2,8	-1,5	-3,6	-4,6	-1,3	:	-1,9	-2,6
3	Nominal net value-added at factor cost per AWU (1:2)	5,6	2,4	14,8	20,9	16,4	-1,6	17,6	2,6	3,5	1,7	:	-4,6	5,6
4	Implicit price index of gross domestic product at market prices	1,6	4,3	1,8	14,3	5,2	2,7	2,3	4,6	2,2	0,3	:	5,6	4,3 <sup>3</sup>
5	Real net value-added at factor cost per AWU (3:4)	3,9	-1,8	12,7	5,8	10,7	-4,2	14,9	-1,9	1,2	1,4	:	-9,7	1,3

<sup>1</sup> Without Portugal.

<sup>2</sup> Number of persons for Ireland.

<sup>3</sup> See the Methodological notes, paragraph 3.

**Table 2**  
Indices of real net value-added at factor cost per annual work unit (AWU) from 1973 to 1988  
'1980'<sup>1</sup> = 100

	1973	1974	1975	1976	1977	1978	1979	1980	1981	1982	1983	1984	1985	1986	1987	1988	% $\frac{1988}{1987}$
B	116,4	93,0	97,4	114,8	95,5	103,1	93,3	98,7	108,0	113,8	122,8	118,1	112,9	111,0	105,1	109,3	3,9
DK	97,1	94,7	79,1	81,9	95,6	104,0	90,4	97,7	111,9	135,5	116,0	156,4	149,5	143,8	123,4	121,1	-1,8
D	125,4	107,4	121,9	126,8	122,8	118,2	107,1	94,0	98,9	118,0	95,8	112,7	97,8	109,0	91,0	102,6	12,7
GR	81,2	78,9	80,3	87,3	83,9	94,9	89,8	102,1	108,1	111,4	101,2	110,0	112,7	109,2	104,2	110,3	5,8
F	119,4	111,3	103,0	102,8	100,1	103,7	106,3	95,4	98,3	115,4	106,5	104,3	103,0	103,8	102,2	97,9	-4,2
IRL	98,2	90,0	110,3	105,4	129,5	132,6	110,0	92,7	97,3	105,4	112,0	128,5	118,5	107,9	127,4	146,5	14,9
I	109,2	104,2	107,7	106,2	92,3	97,8	103,1	99,7	97,2	98,4	102,7	95,4	95,5	94,7	94,4	92,7	-1,9
L	96,7	80,1	88,7	77,6	97,2	98,2	101,4	93,7	104,8	146,4	129,5	132,3	134,4	138,6	141,9	143,6	1,2
NL	111,4	94,0	101,3	110,4	105,1	103,4	95,4	91,9	112,7	118,4	117,0	123,3	117,0	125,2	118,5	120,1	1,4
UK	129,1	115,2	113,7	120,9	111,8	108,0	102,9	95,7	101,4	110,3	101,2	119,0	96,8	103,8	100,6	90,8	-9,7
EUR 10	115,5	105,3	106,3	108,9	101,0	104,1	102,4	96,8	100,8	111,3	105,0	108,5	103,4	104,9	100,9	100,8	-0,1
E	:	:	:	:	:	:	101,7	104,9	93,4	108,2	108,8	122,2	124,6	118,7	127,2	140,7	10,7
P	:	:	:	:	:	:	:	:	:	:	:	:	:	:	:	:	:
EUR 11 <sup>2</sup>	:	:	:	:	:	:	102,1	97,8	100,2	111,2	105,7	110,6	106,3	107,1	104,4	105,7	1,3

<sup>1</sup> '1980' = (1979 + 1980 + 1981) : 3.

<sup>2</sup> Without Portugal.

Table 3

The provisional economic accounts for EC agriculture,<sup>1</sup> 1988

Final production of agricultural products	Growth rates <sup>2</sup> (in %)			Value 1988 in Mio ECU
	Volume index	Price index	Value index	
Total crop production	2,5	2,2	4,8	81 330
of which:				
Cereals	10,9	-0,4	10,4	19 203
Root crops	-0,1	4,4	4,3	7 109
of which: Potatoes	-2,2	11,2	8,8	3 056
Sugar-beet	1,8	-0,5	1,2	4 031
Industrial crops	1,7	3,4	5,1	6 125
of which: Oilseeds and oleagin. fruit	-3,7	1,2	-2,5	2 754
Fresh vegetables	0,0	0,9	0,9	14 175
Fresh fruit	5,8	6,6	12,8	8 340
Citrus fruit	20,3	6,4	27,9	2 036
Grape must and wine	-12,8	2,5	-10,7	8 153
Olive oil	3,5	2,3	5,8	2 892
Ornamental plants	3,7	1,4	5,1	6 166
Total livestock production	-0,5	1,9	1,3	79 940
of which:				
Animals	-0,1	1,4	1,3	46 787
of which: Cattle	-2,0	3,9	1,8	19 973
Pigs	1,3	-3,4	-2,1	15 165
Sheep and goats	2,0	5,4	7,5	2 346
Poultry	2,9	2,8	5,9	6 872
Animal products	-1,6	2,9	1,2	33 026
of which: Milk	-2,3	5,0	2,6	28 437
Eggs	2,4	-10,2	-8,1	4 086
Total final production	1,0	2,0	3,0	161 861

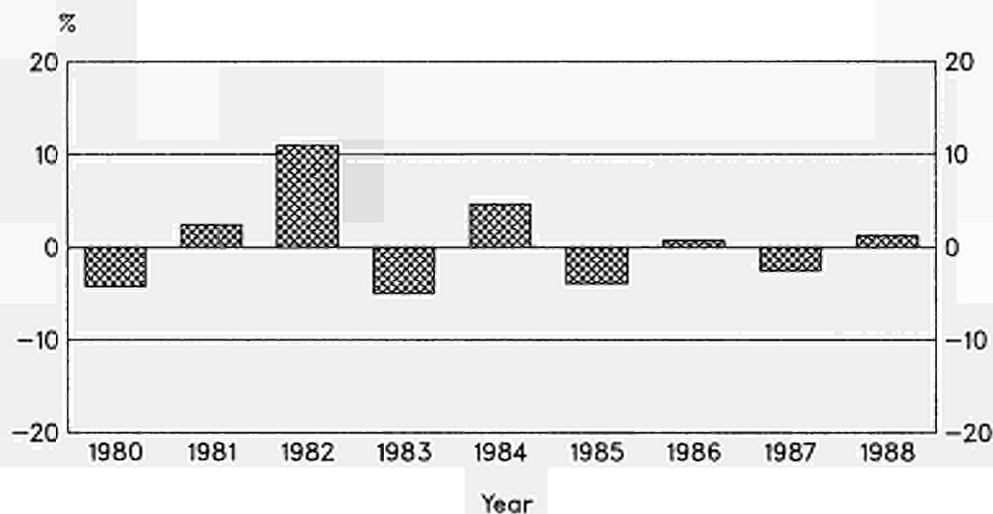
<sup>1</sup> Excluding the United Kingdom and Portugal.<sup>2</sup> Values in national currencies.

## NEWS ITEMS

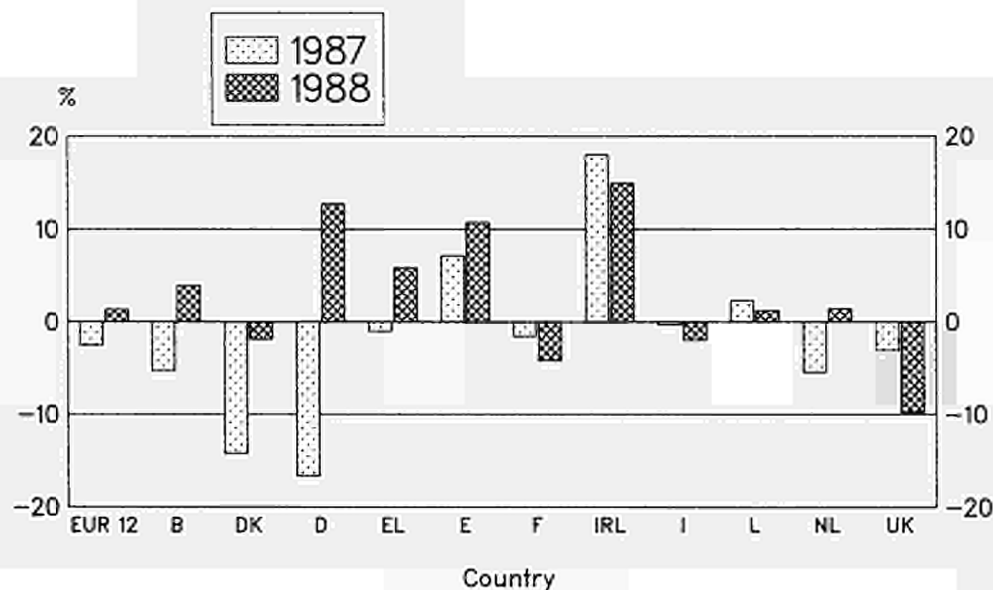
Intermediate consumption	Growth rates <sup>2</sup> (in %)			Value 1988 in Mio ECU
	Volume index	Price index	Value index	
Total	1,3	2,2	3,4	69 920
of which :				
Animal feedingstuffs	1,4	3,3	4,8	29 195
Fertilizers	0,9	0,0	0,9	8 406
Plant protection and pharm. products	6,1	1,1	7,3	4 507
Energy	0,4	-2,2	-1,8	6 786

Income accounts	Growth rates <sup>2</sup> of value 1988/87 (in %)	Value 1988 in Mio ECU
Gross value-added at market prices	2,6	91 941
Subsidies	16,4	8 731
Taxes linked to production	15,4	3 786
Depreciation	1,5	17 386
Net value-added at factor costs	3,6	79 510
Rents	4,1	3 804
Interest payments	1,3	9 930
Net income from agricultural activity for the total labour force	4,0	65 776
Compensation of employees	3,3	16 466
Net income from agricultural activity for the family labour	4,2	49 309

Annual rates of change of real net value added at factor cost of agriculture per AWU in the Community (without Portugal), 1980-1988



Annual rates of change of real net value added at factor cost of agriculture per AWU in the Community (without Portugal), 1987-1988



---

# PUBLICATIONS

---

## Published

---

### REGIONS — STATISTICAL YEARBOOK 1988

#### Theme 1 — Series A: Yearbooks

In this publication, the Statistical Office of the European Communities gives the latest statistics relating to economic and social factors in the regions of the European Community.

The issue contains information on:

- (i) population, employment and unemployment;
- (ii) economic aggregates;
- (iii) the main series on the different sectors of the economy: agriculture, industry, energy and the services sector;
- (iv) the Community's financial participation in investments.

The main regional indicators are also presented in a series of coloured maps.

Format	Pages	Price ECU	Languages	ISBN No	Catalogue No
A4	210	25,00	DA/GR/EN/FR/NL	92-825-8854-8	CA-53-88-156-5E-C
			ES/DE/IT/PT	92-825-8855-6	CA-53-88-156-4E-C

### ACP — BASIC STATISTICS — 1988

#### Theme 1 — Series A: Yearbooks

Selection of the most important statistics of the ACP countries, signatories with the Community of the Lomé Convention, and comparison with other developing countries. This selection covers the following areas: population, national accounts, production of industry, mining and agriculture, foreign trade, prices, finance, external aid and standard of living.

Format	Pages	Price ECU	Languages	ISBN No	Catalogue No
A6	254	9,50	EN/FR	92-825-8867-X	CA-52-88-889-2A-C



# Classification of Eurostat publications 1989

Eurostat publications are classified by themes and by series according to the following pattern :

THEME \ SERIES	1. General statistics	2. Economy and finance	3. Population and social conditions	4. Energy and industry	5. Agriculture, forestry and fisheries	6. Foreign trade	7. Services and transport	9. Miscellaneous
Ⓐ Year-books	5 publications	—	1	3	1	1	—	—
Ⓑ Short-term trends	1 publication	4	2	4	5	9	—	1
Ⓒ Accounts, surveys and statistics	2 publications	4	6	8	4	4	6	1
Ⓓ Studies and analyses	—	3	5	6	5	5	—	—
Ⓔ Methods	—	4	3	—	3	6	—	—
Ⓕ Rapid reports	1 publication	1	1	1	1	1	1	—
Total	9 publications	16	18	22	19	26	7	2

In the following pages the reader will find the titles of all the publications which will be produced by Eurostat in 1989.

Adjacent to each section reference is made (in parentheses) to the Eurostat data base from which the data in the relevant publications are extracted.

## Abbreviations :

- A = annual
- HY = half-yearly
- Q = quarterly
- M = monthly
- n.p. = non-periodical

# Programme of publications for 1989

## Theme 1 — General statistics

(midnight blue covers)

Series	Titles	Frequency
	<b>General statistics (Cronos ICG)</b>	
Ⓐ Yearbooks	● BASIC STATISTICS OF THE COMMUNITY (pocket format)	A
	● EUROPE IN FIGURES	n.p.
	● EUROSTAT REVIEW	A
Ⓑ Short-term trends	● EUROSTATISTICS — Data for short-term economic analysis	M
	<b>Regional statistics (Regio)</b>	
Ⓐ Yearbooks	● REGIONS — Statistical yearbook	A
Ⓒ Accounts, surveys and statistics	● REGIONS — The Community's financial participation in investments	A
Ⓔ Rapid reports	● REGIONS — Rapid reports	n.p.
	<b>General third-country statistics (Cronos — ZPVD) (Cronos — ZCA1)</b>	
Ⓐ Yearbooks	● ACP — BASIC STATISTICS (pocket format)	A
Ⓒ Accounts, surveys and statistics	● REPORTS ON ACP COUNTRIES	n.p.

Series	Titles	Frequency
	<b>National accounts</b>	
	(Cronos — SEC1)	
	(Cronos — SEC2)	
	(Cronos — SECS/AMP1)	
Ⓓ Short-term trends	● QUARTERLY NATIONAL ACCOUNTS — ESA	Q
Ⓒ Accounts, surveys and statistics	● NATIONAL ACCOUNTS ESA — Aggregates	A
	● NATIONAL ACCOUNTS ESA — Detailed tables by branch	A
	● NATIONAL ACCOUNTS ESA — Detailed tables by sector	A
	● GENERAL GOVERNMENT ACCOUNTS AND STATISTICS	A
Ⓔ Rapid reports	● RAPID REPORTS ECONOMY AND FINANCE	n.p.
	<b>Prices (Cronos ICG)</b>	
Ⓓ Short-term trends	● CONSUMER PRICE INDEX (+ quarterly supplements)	M
Ⓓ Studies and analyses	● REGIONAL PURCHASING POWER PARITIES AND MARKETING CHANNELS — Results for 22 African countries	n.p.
	● PRICES, INCOMES AND ADJUSTMENT — Results for 22 African countries	n.p.
	● PRICES, INCOMES AND FOOD SECURITY — Results for 22 African countries	n.p.
Ⓔ Methods	● METHODS FOR THE CALCULATION OF THE CONSUMER PRICE INDICES	n.p.
	● PRICE STRUCTURE IN THE EC COUNTRIES	n.p.
	● METHODOLOGICAL MANUAL ON THE WORK CONCERNING THE CALCULATION OF PURCHASING POWER PARITIES	n.p.
	● PURCHASING POWER PARITIES AND REAL GROSS DOMESTIC PRODUCT	n.p.
	<b>Money and finance (Cronos — FINA)</b>	
	(Cronos — BIF1)	
Ⓓ Short-term trends	● ECU-EMS INFORMATION	M
	● MONEY AND FINANCE	Q

**Theme 3 — Population and social conditions**

(yellow covers)

Series	Titles	Frequency
	<b>Population (Cronos — SOCI)</b>	
Ⓒ Accounts, surveys and statistics	● DEMOGRAPHIC STATISTICS	A
Ⓓ Studies and analyses	● POPULATION PROJECTION	n.p.
	<b>Employment and unemployment (Cronos — ICG) (Cronos — SOCI)</b>	
Ⓔ Short-term trends	● UNEMPLOYMENT — Monthly bulletin	M
Ⓒ Accounts, surveys and statistics	● EMPLOYMENT AND UNEMPLOYMENT 1989	A
	● LABOUR FORCE SURVEY — Results 1987	A
	● STATISTICS ON HOURS OF WORK	A
Ⓓ Studies and analyses	● EMPLOYMENT AND UNEMPLOYMENT — 4 issues	n.p.
Ⓔ Methods	● LABOUR FORCE SURVEY — User's guide	n.p.
	● SCHEMES WITH AN IMPACT ON THE LABOUR MARKET	n.p.
	● CALCULATION OF COMPARABLE UNEMPLOYMENT RATES	n.p.
	<b>General social statistics</b>	
Ⓐ Yearbooks	● SOCIAL STATISTICS — Yearbook	A
Ⓒ Accounts, surveys and statistics	● FAMILY BUDGETS — Comparable tables	n.p.
Ⓓ Studies and analyses	● SOCIAL INDICATORS	n.p.
	● SOCIAL MONOGRAPHS	n.p.
	● STATISTICS ON POVERTY	n.p.
Ⓔ Rapid reports	● RAPID REPORTS POPULATION AND SOCIAL CONDITIONS	n.p.
	<b>Wages and incomes (Cronos — SOCI)</b>	
Ⓔ Short-term trends	● EARNINGS — INDUSTRY AND SERVICES	HY
	<b>Education and training</b>	
Ⓒ Accounts, surveys and statistics	● EDUCATION AND TRAINING	n.p.

**Theme 4 — Energy and industry**

(blue covers)

Series	Titles	Frequency
	<b>Energy (Cronos — ZEN1)</b>	
Ⓐ Yearbooks	● ENERGY — Statistical yearbook	A
Ⓑ Short-term trends	● ENERGY — Monthly statistics	M
Ⓒ Accounts, surveys and statistics	● OPERATION OF NUCLEAR POWER STATIONS	A
	● ENERGY BALANCE SHEETS	A
Ⓓ Studies and analyses	● BULLETIN OF ENERGY PRICES	n.p.
	● ELECTRICITY PRICES	A
	● GAS PRICES	A
	● REPRESENTATION OF GRAPHICS	n.p.
	<b>Industry (Cronos — INDE) (Cronos — BISE)</b>	
Ⓐ Yearbooks	● INDUSTRY — Statistical yearbook	A
Ⓑ Short-term trends	● INDUSTRIAL TRENDS (+2 supplements)	M
	● INDUSTRIAL PRODUCTION	Q
Ⓒ Accounts, surveys and statistics	● STRUCTURE AND ACTIVITY OF INDUSTRY — Data by size of enterprises	A
	● STRUCTURE AND ACTIVITY OF INDUSTRY — Main results 1986-1988	A
	● STRUCTURE AND ACTIVITY OF INDUSTRY — Data by regions	A
	● STATISTICS ON SME	n.p.
Ⓓ Studies and analyses	● STATISTICAL STUDIES OF INDUS- TRY	n.p.
Ⓔ Rapid reports	● RAPID REPORTS INDUSTRY	n.p.
	<b>Iron and steel (Cronos — SIDR)</b>	
Ⓐ Yearbooks	● IRON AND STEEL — Statistical year- book	A
Ⓑ Short-term trends	● IRON AND STEEL — Monthly statistics	M
Ⓒ Accounts, surveys and statistics	● EXTERNAL TRADE — ECSC products (microfiche)	A
	● STEEL CONSUMPTION BY USER BRANCH	A
	<b>Raw materials</b>	
Ⓒ Accounts, surveys and statistics	● MINERAL RAW MATERIALS: EC sup- ply balances 1983-1986	A

**Theme 5 — Agriculture, forestry and fisheries**

(green covers)

Series	Titles	Frequency
	<b>Agriculture</b> (Cronos — ZPA1) (Cronos — COSA) (Cronos — PRAG) (FSSRS)	
Ⓐ Yearbooks	● AGRICULTURE — Statistical yearbook	A
Ⓑ Short-term trends	● CROP PRODUCTION ● ANIMAL PRODUCTION	Q Q
Ⓒ Accounts, surveys and statistics	● ECONOMIC ACCOUNTS OF AGRICULTURE 1979-1988 ● ENVIRONMENT STATISTICS	A A
Ⓓ Studies and analyses	● FARM STRUCTURE — 1985 Survey — Analysis of results ● FARM STRUCTURE — 1987 Survey — Main results ● THE EUROPEAN ORCHARD — 1977, 1982 and 1987 surveys: Analyses and forecasts ● AGRICULTURAL INCOME 1988: Sectoral income index analysis	n.p. n.p. n.p. A
Ⓔ Methods	● DISTRIBUTION OF PRODUCTIVITY GAINS IN AGRICULTURE ● ADDENDUM TO THE MANUAL ON ECONOMIC ACCOUNTS OF AGRICULTURE ● MANUAL ON TOTAL INCOME OF AGRICULTURAL HOUSEHOLDS	n.p. n.p. n.p.
Ⓕ Rapid reports	● RAPID REPORTS AGRICULTURE	n.p.
	<b>Prices</b> (Cronos — PRAG)	
Ⓑ Short-term trends	● AGRICULTURAL PRICES (microfiche) ● EC AGRICULTURAL PRICE INDICES ● AGRICULTURAL PRICES: Selected series from the Cronos data bank	Q HY Q
Ⓒ Accounts, surveys and statistics	● AGRICULTURAL PRICES 1979-1988	A
Ⓔ Methods	● ADDENDUM TO THE CATALOGUE OF THE CHARACTERISTICS OF AGRICULTURAL PRICE SERIES STORED IN CRONOS	n.p.
	<b>Forestry</b> (Cronos — WOOD)	
Ⓒ Accounts, surveys and statistics	● FORESTRY STATISTICS	A

**Theme 6 — Foreign trade**

(red covers)

Series	Titles	Frequency
	<b>External trade</b> (Cronos — FRIC) (Cronos — ZCA1) (Comext)	
Ⓐ Yearbooks	● EXTERNAL TRADE — Statistical year-book	A
Ⓑ Short-term trends	● EXTERNAL TRADE — Monthly statistics	M
	● CN — Products-countries — CSE 1111/1112 (microfiche)	Q
	● CN — Products-countries — SCE 1120 (microfiche)	Q
	● SITC — Products-countries — SCE 1311/1312 (microfiche)	Q
	● CN — Countries-products — SCE 2112 (microfiche)	Q
	● SITC — Countries-products SCE 2311 (microfiche)	Q
	● CN — Products-countries — Processing traffic — SCE 1191/1192 (microfiche)	Q
	● CN — Products-countries — Processing traffic — SCE 2119 (microfiche)	Q
	● GSP STATISTICS — Imports under the generalized system of preferences by product and by country benefiting therefrom (microfiche)	
Ⓒ Accounts, surveys and statistics	● ANALYTICAL TABLES — Combined nomenclature (CN) 1988 — Exports (13 volumes)	A
	● GSP STATISTICS — Imports under the generalized system of preferences by product and by country benefiting therefrom	A
Ⓓ Studies and analyses	● ANALYSES OF EC-LATIN AMERICA TRADE 1978-1987	n.p.
	● ANALYSIS OF EC-COMECON (EUROPE) TRADE 1978-1987	n.p.
	● STATISTICAL ANALYSIS OF EC IMPORTS OF PRIMARY COMMODITIES FROM DEVELOPING COUNTRIES 1978-1987	n.p.
	● EXTERNAL TRADE INDICES OF THE EC 1980-1988	n.p.
	● THE EUROPEAN COMMUNITY'S INTERNATIONAL TRADE IN SERVICES	n.p.

**Theme 6 — Foreign trade (contd.)**

(red covers)

Series	Titles	Frequency
Ⓔ Methods	● USER'S GUIDE	n.p.
	● EXTERNAL TRADE — NOMENCLATURE OF GOODS (CN) 1989	A
	● GEONOMENCLATURE	n.p.
Ⓕ Rapid reports	● RAPID REPORTS EXTERNAL TRADE	n.p.
	<b>Balance of payments</b> (Cronos — ICG) (Cronos — GBOP) (Cronos — ZBP1)	
Ⓖ Accounts, surveys and statistics	● BALANCE OF PAYMENTS — Geographical breakdown	A
Ⓔ Methods	● BALANCE OF PAYMENTS — Methodology — Spain	n.p.
	● BALANCE OF PAYMENTS — Methodology — Ireland	n.p.
	● BALANCE OF PAYMENTS — Methodology — Portugal	n.p.

**Theme 7 — Services and transport**

(orange covers)

Series	Titles	Frequency
	<b>Transport</b>	
Ⓖ Accounts, surveys and statistics	● ANNUAL STATISTICS — Transport, communications	A
	● ANNUAL STATISTICS — TOURISM	A
	● CARRIAGE OF GOODS BY ROAD	A
	● CARRIAGE OF GOODS BY RAIL	A
	● CARRIAGE OF GOODS BY INLAND WATERWAYS	A
Ⓕ Rapid reports	● RAPID REPORTS SERVICES AND TRANSPORT	n.p.
	<b>Services</b>	
Ⓖ Accounts, surveys and statistics	● SOME DATA ON SERVICES	n.p.

**Theme 9 — Miscellaneous**

(brown covers)

Series	Titles	Frequency
	<b>Miscellaneous statistics</b> (Cronos — ZRD1)	
Ⓔ Short-term trends	● EUROSTAT NEWS	Q
Ⓖ Accounts, surveys and statistics	● GOVERNMENT FINANCING OF RESEARCH AND DEVELOPMENT	A



## NATIONAL ACCOUNTS ESA — AGGREGATES 1970-1987

### Theme 2 — Series C: Accounts, surveys and statistics

Results of the principal aggregates of the national accounts drawn up according to ESA (European system of integrated economic accounts). Development and comparison between the Community as a whole (EUR 12), the 12 Member States, the United States and Japan.

Format	Pages	Price ECU	Languages	ISBN No	Catalogue No
A4	133	15,50	EN/FR/NL	92-825-9246-4	CA-53-88-487-3D-C
A4	133	15,50	DA/DE/IT	92-825-9247-2	CA-53-88-487-3E-C
A4	133	15,50	ES/GR/PT	92-825-9248-0	CA-53-88-487-3P-C

## EARNINGS IN AGRICULTURE 1986

### Theme 3 — Series C: Accounts, surveys and statistics

This publication contains the methodology and detailed results of the Community survey of earnings of permanent manual workers in agriculture in 1986.

These results cover labour forces, earnings and monthly duration of paid work, broken down by sex, age, training, type of work, relative size of holding and the provision or not of payment in kind. In the case of certain countries, these data are also broken down by major region.

Format	Pages	Price ECU	Languages	ISBN No	Catalogue No
A4	116	9,20	DE/EN/FR/IT	92-825-8926-9	CA-50-87-130-4A-C

## STATISTICS OF EMPLOYMENT — METHODS AND DEFINITIONS

### Theme 3 — Series E: Methods

This publication describes the methods and definitions used in the compilation of time series on working population and employment and harmonized statistics on employees in employment which are published annually by Eurostat in *Employment and unemployment*, Theme 3, Series C.

Format	Pages	Price ECU	Languages	ISBN No	Catalogue No
A4	± 32	3,50	ES	92-825-8952-8	CA-53-88-009-ES-C
			DE	92-825-8953-6	CA-53-88-009-DE-C
			EN	92-825-8954-4	CA-53-88-009-EN-C
			FR	92-825-8955-2	CA-53-88-009-FR-C
			IT	92-825-8956-0	CA-53-88-009-IT-C

---

## PUBLICATIONS

---

### LONG-TERM UNEMPLOYMENT AND ITS WIDER LABOUR MARKET EFFECTS IN THE COUNTRIES OF THE EC

#### Theme 3 — Series D: Studies and analyses

This report contains a detailed analysis of long-term unemployment and its impact on the labour market. It is based mainly on the results of the EC labour force survey.

The demographic and regional aspects of long-term unemployment are considered in this report, alongside the marginal areas of the labour market and the effect of long-term unemployment on different households.

Format	Pages	Price ECU	Languages	ISBN No	Catalogue No
A4	± 180	9	EN	92-825-8980-3	CA-53-88-277-EN-C
			FR	92-825-8981-1	CA-53-88-277-EN-C

### LABOUR FORCE SURVEY — METHODS AND DEFINITIONS

#### Theme 3 — Series E: Methods

This edition of *Labour force survey — Methods and definitions* updates the 1985 version and includes information on sampling techniques for Spain and Portugal.

Format	Pages	Price ECU	Languages	ISBN No	Catalogue No
A4	± 88	13,90	ES	92-825-8323-6	CA-49-87-874-ES-C
			DE	92-825-8324-4	CA-49-97-874-DE-C
			EN	92-825-8325-2	CA-49-97-874-EN-C
			FR	92-825-8326-0	CA-49-97-874-FR-C
			IT	92-825-8327-9	CA-49-97-874-IT-C

### ELECTRICITY PRICES 1980-1988

#### Theme 4 — Series C: Accounts, surveys and statistics

This publication is an updating, with prices valid in January 1988, of the annual enquiries on electricity prices in the Member States of the Community. Prices are recorded in approximately 30 locations for five domestic and seven industrial standard consumers. In addition to the prices for 1988, the years 1980 (base year for comparisons) and 1985-87 are included to show the recent trends in electricity prices. Three price levels in national currencies distinguish the taxes affecting electricity prices whilst the tables in ECU and deflated PPS allow comparisons between countries.

Format	Pages	Price ECU	Languages	ISBN No	Catalogue No
A4	75	12,50	EN/FR	92-825-8934-X	CA-53-88-318-2A-C

## IRON AND STEEL — STATISTICAL YEARBOOK 1988

### Theme 4 — Series A: Yearbooks

Yearly statistics on the structure and the economic situation of the Community's iron and steel industry: employment, size of enterprises, plants, crude-steel, iron and scrap balances, production of iron ore, pig-iron, crude steel, finished steel and end products, consumption of raw materials, works deliveries and receipts, external trade of scrap and ECSC products, indirect foreign trade, steel consumption investments of the iron and steel industry, prices and levy.

Format	Pages	Price ECU	Languages	ISBN No	Catalogue No
A4	203	23,20	ES/DA/DE/GR/EN/FR/IT/ NL/PT	92-825-8993-5	CA-53-88-447

## INDUSTRY — STATISTICAL YEARBOOK 1988

### Theme 4 — Series A: Yearbooks

The present publication contains a selection of series of industrial statistics covering the following domains: structure and activity, investments, data by size of enterprises, short-term trends and external trade.

Format	Pages	Price ECU	Languages	ISBN No	Catalogue No
A4	175	32,00	DA/GR/EN/FR/NL	92-825-9038-0	CA-53-88-091-5E-C
A4	175	32,00	ES/DE/IT/PT	92-825-9037-2	CA-53-88-091-4I-C

## MANUAL ON THE ECONOMIC ACCOUNTS FOR AGRICULTURE AND FORESTRY

### Theme 5 — Series E: Methods

Economic accounts for agriculture have been published by the Statistical Office of the European Communities since 1964. For the first few years, the concepts, definitions and rules of accounting were not uniform and it was not until 1969 that the six original Member States began to use the European systems of integrated economic accounts (ESA) as the basis for their calculations. In 1969 also, the system of Economic Accounts for Agriculture (EAA) was supplemented by the system of Economic Accounts for Forestry (EAF), which was based on the ESA from the start.

The present manual is the result of further systematic development from these early beginnings; it aims to provide a coherent, practical and readily comprehensible tool for the compilation and use of the EAA and the EAF.

Format	Pages	Price ECU	Languages	ISBN No	Catalogue No
A4	± 100	5,70	DE	92-825-9242-1	CA-50-87-316-DE-C
A4	± 100	5,70	FR	92-825-9243-X	CA-50-87-316-FR-C

---

## PUBLICATIONS

---

### EXTERNAL TRADE — STATISTICAL YEARBOOK 1988

#### Theme 6 — Series A: Yearbooks

The present yearbook contains the main series from 1958 to 1987 of the external trade statistics of the European Community. It provides general information on the position of the EC in world trade and in the trade of third countries and of the trends in trade broken down by country and by commodity.

Format	Pages	Price ECU	Languages	ISBN No	Catalogue No
A4	170	11	ES/DA/DE/GR/EN/FR/IT/ NL/PT	92-825-8993-5	CA-52-88-865-9A-C

### TRADE: EC-YUGOSLAVIA 1988

#### Theme 6 — Series D: Studies and analyses

This publication analyses the development and structure of trade between the Community and Yugoslavia.

Format	Pages	Price ECU	Languages	ISBN No	Catalogue No
A4	227	11,50	EN	92-825-9036-4	CA-50-87-380-EN-C

## To be published

---

### ENERGY BALANCE SHEETS 1986-1987

#### Theme 4 — Series C: Accounts, surveys and statistics

The current publication, which is exclusively devoted to the global energy balance sheets, presents, for the years 1986 and 1987 the balance sheets expressed in specific units and in tonnes of oil equivalent, for each of the Member States and for the Community as a whole.

Format	Pages	Price ECU	Languages	ISBN No	Catalogue No
A4	± 230	17,50	ES/DE/EN/FR/IT/PT	92-825-9274-X	CA-53-87-512-6F-C

### STRUCTURE AND ACTIVITY OF INDUSTRY — ANNUAL INQUIRY — MAIN RESULTS 1984/1985

#### Theme 4 — Series C: Accounts, surveys and statistics

Format	Pages	Price ECU	Languages	ISBN No	Catalogue No
A4	± 150	21,00	DE/EN/FR	92-825-9244-8	CA-53-87-601-3A-C

**STRUCTURE AND ACTIVITY OF INDUSTRY ANNUAL INQUIRY — REGIONAL DATA 1983/1984****Theme 4 — Series C: Accounts, surveys and statistics**

The publication contains the regional data for 1984 of the coordinated annual inquiry into industrial activity, carried out by the Member States pursuant to a Council Directive of 6 June 1972.

Format	Pages	Price ECU	Languages	ISBN No	Catalogue No
A4	± 150	9,90	EN/FR	92-825-9242-9	CA-53-88-996-2A-C

**GSP STATISTICS — IMPORTS UNDER THE GENERALIZED SYSTEM OF PREFERENCES BY PRODUCT AND BY COUNTRY BENEFITING THEREFROM 1987****Theme 6 — Series C: Accounts, surveys and statistics**

(2 volumes)

The European Economic Community grants generalized tariff preferences, under agreements concluded within the framework of the United Nations Conference on Trade and Development (Unctad), for imports of certain products originating in developing countries.

Every year since 1986 Eurostat provides in this publication data on total imports and imports at preferential rates into each Member State, by value, broken down by group of beneficiary products and beneficiary developing country. These annual statistics are presented by product (Volume 1) or by beneficiary country (Volume 2).

**Volume 1 — PRODUCTS-COUNTRIES**

Format	Pages	Price ECU	Languages	ISBN No	Catalogue No
A4	442	28,00	ES/DA/DE/GR/EN/FR/IT/ NL/PT	92-825-9182-4	CA-15-88-001-9A-C

**Volume 2 — COUNTRIES-PRODUCTS**

Format	Pages	Price ECU	Languages	ISBN No	Catalogue No
A4	477	28,00	ES/DA/DE/GR/EN/FR/IT/ NL/PT	92-825-9183-2	CA-15-88-001-9A-C

**CARRIAGE OF GOODS BY ROAD, 1986****Theme 7 — Series C: Accounts, surveys and statistics**

Statistics on goods traffic by road, carried on vehicles registered in the Member States.

Format	Pages	Price ECU	Languages	ISBN No	Catalogue No
A4	± 120	14,00	ES/DA/DE/GR/EN/FR/IT/ NL/PT	92-825-9035-6	CA-53-88-544-9A-C

## Periodicals<sup>1</sup>

---

### ► Monthly bulletins

#### EUROSTATISTICS — DATA FOR SHORT-TERM ECONOMIC ANALYSIS

##### Theme 1 — Series B: Short-term trends

*Eurostatistics* is the monthly report on short-term economic development.

Four kinds of information are published in *Eurostatistics*.

- (i) an article 'In brief' which looks at the latest trends in the data available;
- (ii) a visual presentation of the most important economic series for the Community, the 12 Member States, the USA and Japan;
- (iii) tables of 'Short-term data' harmonized by Eurostat on the basis of common criteria for the 12 Member States and comparisons with the USA and Japan;
- (iv) 'Country tables' with a selection of the most important economic indicators allowing a rapid overview of the economic and social situation in each country.

Format	Pages	Price ECU	Languages	ISSN No	Catalogue No
A4	110	64,50 annual subscription	DE/EN/FR	0252-8266	CA-BJ-89-000-3A-C

#### CONSUMER PRICE INDEX — MONTHLY

##### Theme 2 — Series B: Short-term trends

This bulletin can be obtained by subscription which includes;

- (i) 11 monthly issues giving the general index;
- (ii) 4 quarterly issues (supplement) showing the evolution of the consumer price indices for the 8 main groups of consumption as well as for the 20 sub-groups on the base 1980 = 100.

The quarterly supplements will appear in March, June, September and December and will contain monthly and annual figures for 1983 to 1988 for the 12 EC countries and the United States.

Format	Pages	Price ECU	Languages	ISSN No	Catalogue No
A4	12	46,50 annual subscription	EN	1010-2779	CA-BW-89-000-EN-C
			FR	1010-2787	CA-BW-89-000-FR-C

---

<sup>1</sup> In 1989 a glossary with translations into all Community languages will be added to one of the first issues of the year. The languages mentioned in the following pages are the languages in which the periodicals are regularly published.

**ECU-EMS INFORMATION — MONTHLY**

**Theme 2 — Series B: Short-term trends**

This publication supplies a series of ECU indicators which refer to the official and private use of the ECU.

The monthly evolution of the ECU exchange rate and the bilateral divergencies of the currencies participating in the exchange rate mechanism of the EMS are shown. The latter is presented as a graph.

Price indices adapted to the ECU and EC currencies are calculated also. Concerning the capital markets, two tables are devoted to the interests and issues of securities denominated in ECU.

Format	Pages	Price ECU	Languages	ISSN No	Catalogue No
A4	10	46,50 annual subscription	DE	1011-0860	CA-CA-89-000-DE-C
			EN	1011-0844	CA-CA-89-000-EN-C
			FR	1011-0836	CA-CA-89-000-FR-C
			IT	1011-0852	CA-CA-89-000-IT-C

**UNEMPLOYMENT — MONTHLY**

**Theme 3 — Series B: Short-term trends**

This bulletin contains the latest monthly data on unemployment in the 12 Member States of the Community. One part of it concerns the number of persons registered as unemployed in employment offices in the Community, the other gives unemployment rates for international comparisons. The effect of the differences in national recording methods of unemployment has been eliminated in the calculation of the unemployment rates. The figures are broken down by sex and age groups.

Format	Pages	Price ECU	Languages	ISSN No	Catalogue No
A4	10	34,50 annual subscription	DE	0252-9890	CA-BH-89-000-DE-C
			EN	0252-9920	CA-BH-89-000-EN-C
			FR	0252-9912	CA-BH-89-000-FR-C
			IT	0252-9904	CA-BH-89-000-IT-C

**ENERGY — MONTHLY STATISTICS**

**Theme 4 — Series B: Short-term trends**

Rapid update of the principal statistical series characterizing the short-term trend in the energy economy (coal, oil, gas, electrical energy) including graphs. Other series cover all energy sources, statistics in value and factors influencing the energy market.

Format	Pages	Price ECU	Languages	ISSN No	Catalogue No
A4	65	53,50 annual subscription	DE/EN/FR	0258-3569	CA-BX-89-000-3A-C

---

## PUBLICATIONS

---

### INDUSTRIAL TRENDS — MONTHLY STATISTICS

#### Theme 4 — Series B: Short-term trends

This publication provides information, updated monthly, on industrial activity in the European Community. The first chapter gives indices for industrial production, turnover, new orders, number of employees, wages and salaries. The data are given for each industrial branch and for industry as a whole, and include indices for the value of imports and exports for these branches.

Chapter 2 contains indicators on the situation in the building and civil engineering sector. A further chapter gives producer price indices for manufacturing industry.

Statistics which are not published regularly may be given in an annex or in the form of an additional chapter in some issues. There are also supplements dealing with methodology and for retrospective series. The main results are illustrated by numerous graphs.

The data are taken directly from the ICG domain of the Cronos data bank between the 20th and 25th of each month and the bulletin appears at the beginning of the following month.

Format	Pages	Price ECU	Languages	ISSN No	Catalogue No
A4	85	53,50 annual subscription	DE/EN/FR	0258-1922	CA-AP-89-000-3A-C

### IRON AND STEEL — MONTHLY

#### Theme 4 — Series B: Short-term trends

Short-term economic statistics (monthly) on production of pig-iron, crude steel, steel mill products, index of production, new orders, deliveries and order books, external trade of ECSC steel products, consumption and receipts of scrap and number of short-time workers and employees.

Format	Pages	Price ECU	Languages	ISSN No	Catalogue No
A4	21	46,50 annual subscription	DE/EN/FR	0378-7559	CA-BA-89-000-3A-C

### EXTERNAL TRADE — MONTHLY STATISTICS<sup>1</sup>

#### Theme 6 — Series B: Short-term trends

General summary of foreign trade of the European Community by country and by product. Trends in EC trade by country and by product. Trade of the main non-EC countries. Indices.

Format	Pages	Price ECU	Languages	ISSN No	Catalogue No
A4	± 150	111,00 annual subscription	EN/FR	0378-3723	CA-AR-89-000-2A-C

<sup>1</sup> The subscribers to the external trade statistics are informed that important changes have taken place in 1988 in the goods nomenclature and the documents for data collection. Therefore the data transmission from the Member States and their publication by Eurostat have been later than usual.



## ► Quarterly bulletins

**QUARTERLY NATIONAL ACCOUNTS ESA****Theme 2 — Series B: Short-term trends**

Principal national accounts aggregates on a quarterly basis. Volume and price trends. Comparison between the Community as a whole, those Member States which compile quarterly accounts, the United States and Japan. Commentary and graphs.

Format	Pages	Price ECU	Languages	ISSN No	Catalogue No
A4	10	18,50 annual subscription	DE	1010-1780	CA-BY-89-000-DE-C
			EN	1010-1764	CA-BY-89-000-EN-C
			FR	1010-1772	CA-BY-89-000-FR-C

**MONEY AND FINANCE****Theme 2 — Series B: Short-term trends**

This publication consists of two parts: one containing a number of structural financial indicators, covering the period 1978 to 1988 and a second part in which annual, quarterly and money time-series data will be provided. The structural indicators will refer to the evolution of certain financial aggregates in relation to the GDP, the consolidated balance sheets of credit institutions, the money supply, the public finance, the exchange rates and the foreign reserves.

As regards the time-series, they contain data for the short-term economic analysis and cover the following subjects: money supply, capital markets, public finance, interest rates, exchange rates and official reserves. Moreover, a chapter of the bulletin will provide statistics related to the European Monetary System.

Format	Pages	Price ECU	Languages	ISSN No	Catalogue No
A4	± 90	37,00 annual subscription	EN/FR	0255-6510	CA-BQ-89-000-2A-C

**INDUSTRIAL PRODUCTION — QUARTERLY STATISTICS****Theme 4 — Series B: Short-term trends**

Statistics of industrial production by product. Annual and quarterly data on production of industrial products in the Member States of the EC.

Format	Pages	Price ECU	Languages	ISSN No	Catalogue No
A4	± 200	34,50 annual subscription	DE/EN/FR	0254-0649	CA-BL-89-000-3A-C

---

## PUBLICATIONS

---

### ANIMAL PRODUCTION — QUARTERLY STATISTICS

#### Theme 5 — Series B: Short-term trends

Statistics on:

1. meat: slaughterings, external trade and gross indigenous production in head of livestock and tonnes;
2. eggs and poultry: eggs placed in incubation, chicks hatched, external trade and chicks placed;
3. milk and milk products: milk collected, milk products obtained, survey results, supply balance sheets, forecasts, etc.

Format	Pages	Price ECU	Languages	ISSN No	Catalogue No
A4	± 100	51,00 annual subscription	DE/EN/FR	0250-6580	CA-BF-89-000-2A-C

### CROP PRODUCTION — QUARTERLY STATISTICS

#### Theme 5 — Series B: Short-term trends

The most recent data on:

1. land use, arable crops (areas, yields and production) and fruit and vegetable production;
2. weather conditions;
3. supply balance sheets, plant products and fruit.

Format	Pages	Price ECU	Languages	ISSN No	Catalogue No
A4	± 140	51,00 annual subscription	DE/EN/FR	0378-3588	CA-AD-89-000-3A-C

### AGRICULTURAL PRICES

(Microfiche)

#### Theme 5 — Series B: Short-term trends

The microfiche for agricultural prices contain the monthly 'selling prices of crop products', 'selling prices of animal products' and 'purchase prices of the means of agricultural production' for the Member States of the Community. All data are also stored in the Cronos data bank (PRAG domain).

The monthly prices in the microfiche cover the past two years. Where no monthly series exist, the tables show the annual prices for 1979 to 1988 inclusive. The prices are expressed in national currencies and in ECU.

The selling prices of crop and animal products comprise prices for the major products at the agricultural producer level, and also the prices of a number of processed products of the dairy industry. The purchase prices of the means of agricultural production relate to the prices paid by farmers for feedingstuffs, fertilizers and fuels.

Format	Pages	Price ECU	Languages	ISSN No	Catalogue No
Micro- fiche		46,50 annual subscription	DE/EN/FR/IT	0254-3834	

**AGRICULTURAL PRICES — SELECTED SERIES FROM THE CRONOS DATA BANK — QUARTERLY**

**Theme 5 — Series B: Short-term trends**

This publication provides, for each of the last two years, monthly and annual series for the selling prices of the main agricultural (crop and animal) products and the purchase prices of the means of agricultural production. The prices are expressed in national currencies and in ECU.

Format	Pages	Price ECU	Languages	ISSN No	Catalogue No
A4	± 110	46,50 annual subscription	DE/EN/FR/IT		CA-CO-89-000-4A-C

**CN — EXTERNAL TRADE STATISTICS — PRODUCTS-COUNTRIES — SCE 1111/1112<sup>1</sup>**

Microfiche

**Theme 6 — Series B: Short-term trends**

Special-trade imports and/or exports on the basis of the Combined Nomenclature (CN) of goods for the external trade statistics of the European Communities and for statistics on trade between Member States, with the following characteristics:

- (i) values and quantities (sub-position CN-8);
- (ii) supplementary units (US, sub-position CN-8);
- (iii) all statistical systems together;
- (iv) no threshold;
- (v) quarterly coverage (cumulative data, January-March, January-June, January-September, January-December).

Format	Pages	Price ECU	Languages	ISSN No	Catalogue No
Micro-fiche		on request	DE/EN/FR		

<sup>1</sup> The subscribers to the external trade statistics are informed that important changes have taken place in 1988 in the goods nomenclature and the documents for data collection. Therefore the data transmission from the Member States and their publication by Eurostat have been later than usual.

---

## PUBLICATIONS

---

### CN — EXTERNAL TRADE STATISTICS — PRODUCTS-COUNTRIES — SCE 1120<sup>1</sup>

Microfiche

#### Theme 6 — Series B: Short-term trends

Special-trade imports and/or exports on the basis of the Harmonized System (HS) for the external trade statistics of the European Communities and for statistics on trade between Member States, with the following characteristics:

- (i) values and quantities (sub-position HS 6);
- (ii) all statistical systems together;
- (iii) no threshold;
- (iv) quarterly coverage (cumulative data, January-March, January-June, January-September, January-December).

Format	Pages	Price ECU	Languages	ISSN No	Catalogue No
Micro-fiche		on request	DE/EN/FR		

### SITC — EXTERNAL TRADE STATISTICS — PRODUCTS-COUNTRIES — SCE 1311/1312<sup>1</sup>

Microfiche

#### Theme 6 — Series B: Short-term trends

Special-trade imports and/or exports of the Member States of the European Community on the basis of the United Nations Standard Trade Classification (SITC, Rev. 3). These statistics are based on Nimex data and have the following characteristics:

- (i) values and quantities (SITC, Rev. 3-5);
- (ii) supplementary units (SITC, Rev. 3-5 US);
- (iii) all statistical systems together;
- (iv) no threshold;
- (v) quarterly coverage (cumulative data, January-March, January-June, January-September, January-December).

Format	Pages	Price ECU	Languages	ISSN No	Catalogue No
Micro-fiche		on request	DE/EN/FR		

---

<sup>1</sup> The subscribers to the external trade statistics are informed that important changes have taken place in 1988 in the goods nomenclature and the documents for data collection. Therefore the data transmission from the Member States and their publication by Eurostat have been later than usual.

**CN — EXTERNAL TRADE STATISTICS —  
COUNTRIES-PRODUCTS — SCE 2112<sup>1</sup>**

Microfiche

**Theme 6 — Series B: Short-term trends**

Special-trade imports and/or exports on the basis of the Combined Nomenclature (CN) of goods for the external trade statistics of the European Community and for statistics on trade between the Member States, with the following characteristics:

- (i) values and quantities (CN-8/6/4/2);
- (ii) all statistical systems together;
- (iii) no threshold;
- (iv) quarterly coverage (cumulative data, January-March, January-June, January-September, January-December).

Format	Pages	Price ECU	Languages	ISSN No	Catalogue No
Microfiche		on request	DE/EN/FR		

**SITC — EXTERNAL TRADE STATISTICS — COUNTRIES-PRODUCTS SCE 2311<sup>1</sup>**

Microfiche

**Theme 6 — Series B: Short-term trends**

Special-trade imports and/or exports of the Member States of the European Community on the basis of the United Standard International Trade Classification (SITC, Rev. 2). These statistics are based on Nimex data and have the following characteristics:

- (i) values and quantities (SITC 5/4/3/2/1);
- (ii) all statistical systems together;
- (iii) no threshold;
- (iv) quarterly coverage (cumulative data, January-March, January-June, January-September, January-December).

Format	Pages	Price ECU	Languages	ISSN No	Catalogue No
Microfiche		on request	DE/EN/FR		

<sup>1</sup> The subscribers to the external trade statistics are informed that important changes have taken place in 1988 in the goods nomenclature and the documents for data collection. Therefore the data transmission from the Member States and their publication by Eurostat have been later than usual.

---

## PUBLICATIONS

---

### **CN — EXTERNAL TRADE STATISTICS — PRODUCTS-COUNTRIES — PROCESSING TRAFFIC — SCE 1191/1192<sup>1</sup>**

Microfiche

#### **Theme 6 — Series B: Short-term trends**

Special-trade imports and/or exports on the basis of the Combined Nomenclature (CN) of goods for the external trade statistics of the European Community and statistics on trade between the Member States, with the following characteristics:

- (i) values and quantities (sub-position CN-8);
- (ii) supplementary units (US, sub-position CN-8);
- (iii) breakdown according to statistical system;
- (iv) no threshold;
- (v) quarterly coverage (cumulative data, January-March, January-June, January-September, January-December).

Format	Pages	Price ECU	Languages	ISSN No	Catalogue No
Microfiche		on request	DE/EN/FR		

### **CN — EXTERNAL TRADE STATISTICS — PRODUCTS-COUNTRIES — PROCESSING TRAFFIC — SCE 2119<sup>1</sup>**

Microfiche

#### **Theme 6 — Series B: Short-term trends**

Special-trade imports and/or exports on the basis of the Combined Nomenclature (CN) of goods for the external trade statistics of the European Community and for statistics on trade between Member States, with the following characteristics:

- (i) values and quantities (processing traffic, CN-8/6/4/2);
- (ii) breakdown according to statistical system;
- (iii) no threshold;
- (iv) quarterly coverage (cumulative data, January-March, January-June, January-September, January-December).

Format	Pages	Price ECU	Languages	ISSN No	Catalogue No
Microfiche		on request	DE/EN/FR		

---

<sup>1</sup> The subscribers to the external trade statistics are informed that important changes have taken place in 1988 in the goods nomenclature and the documents for data collection. Therefore the data transmission from the Member States and their publication by Eurostat have been later than usual.

**GSP STATISTICS — IMPORTS UNDER THE GENERALIZED SYSTEM OF PREFERENCES BY PRODUCT AND BY COUNTRY BENEFITING THEREFROM**

Microfiche

**Theme 6 — Series B: Short-term trends**

The European Economic Community grants generalized tariff preferences, under agreements concluded within the framework of the United Nations Conference on Trade and Development (Unctad), for imports of certain products originating in developing countries.

Every year since 1986 Eurostat provides in this publication data on total imports and imports at preferential rates into each Member State, by value, broken down by group of beneficiary products and beneficiary developing country. The results (values, quantities and supplementary units) are presented by product (GSP-1444) or by beneficiary country (GSP-2444).

Format	Pages	Price ECU	Languages	ISSN No	Catalogue No
Microfiche			ES/DA/DE/EN/FR/IT/ NL/PT		

► **Half-yearly bulletins**

**EARNINGS — INDUSTRY AND SERVICES**

**Theme 3 — Series B: Short-term trends**

This publication which is updated every six months contains harmonized data on manual workers' hourly earnings in industry, and non-manual workers' monthly earnings in industry, commerce, banking and insurance. These data are broken down by industrial groups according to NACE, by sex and, for certain countries, by region. In addition, this publication shows, for manual and non-manual workers combined and broken down by industrial group, some data on total hourly costs in industry (results of the three-yearly Community surveys and updated estimates for intermediate years).

Format	Pages	Price ECU	Languages	ISSN No	Catalogue No
A4	± 250	53,50 annual subscription	ES/DE/EN/FR/IT	0259-0492	CA-AC-89-000-5D-C

---

## PUBLICATIONS

---

### EC AGRICULTURAL PRICE INDICES MONTHLY AND ANNUAL RESULTS - HALF-YEARLY STATISTICS

#### Theme 5 — Series B: Short-term trends

This publication shows the trend of the monthly EC indices of producer prices of agricultural products and of purchase prices of the means of agricultural production during the last 13 months for the European Community and the individual Member States. In order to eliminate the effect of different rates of inflation in the Community, the nominal agricultural price indices are deflated using the consumer price index. The publication contains both nominal and deflated price indices. Each price index is the result of a base-weighted (Laspeyres) calculation using value weights determined for the base year 1980 for a fixed basket of agricultural products (output index) and a selection of goods and services (input index). 1980 also serves as the reference year. No 1-1989 of this publication shows in addition the trend of the annual price indices from 1987 to 1988 (Spain included). A brief commentary on the most recent developments, various summaries containing rates of change and a number of diagrams can be found before the index tables. A weighting scheme by country and product is also included.

Format	Pages	Price ECU	Languages	ISSN No	Catalogue No
A4	± 200	35,00 annual subscription	EN/FR	0250-5967	CA-BG-89-000-2A-C



**PUBLISHED**

## **Iron and steel — Statistical yearbook 1988**

### **Theme 4 — Series A: Yearbooks**

Yearly statistics on the structure and the economic situation of the Community's iron and steel industry; employment, size of enterprises, plants, crude-steel, iron and scrap balances, production of iron ore, pig-iron, crude steel, finished steel and end products, consumption of raw materials, works deliveries and receipts, external trade of scrap and ECSC products, indirect foreign trade, steel consumption investment of the iron and steel industry, prices and levy.

<b>Format</b>	<b>Pages</b>	<b>Price ECU</b>	<b>Languages</b>	<b>ISBN No</b>	<b>Catalogue No</b>
A4	203	23,20	ES/DA/DE/GR/EN/ FR/IT/NL/PT	92-825-8993-5	CA-53-88-447

## **Industry — Statistical yearbook 1988**

### **Theme 4 — Series A: Yearbooks**

The present publication contains a selection of series of industrial statistics covering the following domains: structure and activity, investments, data by size of enterprises, short-term trends, and external trade.

<b>Format</b>	<b>Pages</b>	<b>Price ECU</b>	<b>Languages</b>	<b>ISBN No</b>	<b>Catalogue No</b>
A4	175	32,00	DA/GR/EN/FR/NL	92-825-9038-0	CA-53-88-091-5E-C
A4	175	32,00	ES/DE/IT/PT	92-825-9037-2	CA-53-88-091-4I-C

**PUBLISHED**

## **External trade — Statistical yearbook 1988**

### **Theme 6 — Series A: Yearbooks**

The present yearbook contains the main series from 1958 to 1987 of the external trade statistics of the European Community. It provides general information on the position of the EC in world trade and in the trade of third countries and of the trends in trade broken down by country and by commodity.

<b>Format</b>	<b>Pages</b>	<b>Price ECU</b>	<b>Languages</b>	<b>ISBN No</b>	<b>Catalogue No</b>
A4	170	11	ES/DA/DE/GR/EN/ FR/IT/NL/PT	92-825-8993-5	CA-52-88-865-9A-C

## **ACP — Basic statistics — 1988**

### **Theme 1 — Series A: Yearbooks**

Selection of the most important statistics of the ACP countries, signatories with the Community of the Lomé Convention, and comparison with other developing countries. This selection covers the following areas: population, national accounts, production of industry, mining and agriculture, foreign trade, prices, finance, external aid and standard of living.

<b>Format</b>	<b>Pages</b>	<b>Price ECU</b>	<b>Languages</b>	<b>ISBN No</b>	<b>Catalogue No</b>
A4	254	9,50	EN/FR	92-825-8867-X	CA-53-88-889-2A-C

**PUBLISHED**

## **Statistics of employment — Methods and definitions**

### **Theme 3 — Series E: Methods**

This publication describes the methods and definitions used in the compilation of time series on working population and employment and harmonized statistics on employees in employment which are published annually by Eurostat in *Employment and unemployment*, Theme 3, Series C.

<b>Format</b>	<b>Pages</b>	<b>Price ECU</b>	<b>Languages</b>	<b>ISBN No</b>	<b>Catalogue No</b>
A4	± 32	3,50	ES	92-825-8952-8	CA-53-88-099-ES-C
			DE	92-825-8953-6	CA-53-88-099-DE-C
			EN	92-825-8954-4	CA-53-88-099-EN-C
			FR	92-825-8955-2	CA-53-88-099-FR-C
			IT	92-825-8956-0	CA-53-88-099-IT-C

## **Energy balance sheets 1986-1987**

### **Theme 4 — Series C: Accounts, surveys and statistics**

The current publication, which is exclusively devoted to the global energy balance sheets, presents, for the year 1986 and 1987 the balance sheets expressed in specific units and in tonnes of oil equivalent, for each of the Member States and for the Community as a whole.

<b>Format</b>	<b>Pages</b>	<b>Price ECU</b>	<b>Languages</b>	<b>ISBN No</b>	<b>Catalogue No</b>
A4	± 230	17,50	ES/DE/EN/FR/IT/PT	92-825-9274-X	CA-53-88-512-6F-C

## General information on publications

*Eurostat news* provides the public with a regular flow of information on the progress of the Eurostat publications programme. The presentation is such that it is clear which publications have been **published** in the course of the last quarter and which are about to be **published** and will thus be available in the near future. There follows a list of 'periodicals', indicating their frequency of publication (monthly, quarterly, half-yearly).

The information provided on each publication is as follows: theme and series to which the work belongs, title of volume, international classification number (ISBN or ISSN), catalogue number, languages in which available, format, number of pages, price and brief summary of content. The price is given in ECU. Orders can be placed directly with the **Office for Official Publications of the European Communities** (2 rue Mercier, L-2985 Luxembourg – postal cheque account (CCP) 19190-81; bank current account BIL 8-109/6003/200) or with the sales offices which are listed on the third page of the cover. The

languages in which the publications are available are shown by the following abbreviations: ES = Spanish, DA = Danish, DE = German, GR = Greek, EN = English, FR = French, IT = Italian, NL = Dutch, PT = Portuguese.

Users who wish to order publications directly from the Publications Office (or to take out subscriptions) will find an order form on the last page of *Eurostat news*. It need only be detached, legibly completed and sent to the address indicated.

Further information may be obtained from the Information Office of Eurostat (at the address given on the first page of this issue).

Officials of the Commission of the European Communities who are employed in Brussels should apply to the Eurostat 'Data Shop' (UPB Building, 120 rue de la Loi, B-1049 Brussels — Office L 120 — 3/220, Tel. 5 15 04).

Value of the ECU in national currency (without guarantee)

1 ECU =

BFR/LFR	43.44	IRL	0.7783
DKR	7.965	LIT	1545.7
DM	2.08	HFL	2.33
DR	166.74	PTA	137.59
ESC	169.85	UKL	0.6572
FF	7.042	USD	1.228

----- ✂ -----  
**ORDER FORM**

To be sent to:

**OFFICE FOR OFFICIAL PUBLICATIONS OF THE  
EUROPEAN COMMUNITIES  
L-2985 LUXEMBOURG**

Please send me the following publication(s):

Title .....

Title .....

Title .....

Title .....

Payment on receipt of the invoice

Name: .....


Address: Street ..... No .....

Town ..... Postal code .....

Country .....

Date: .....

Signature: .....



**Venta y suscripciones · Salg og abonnement · Verkauf und Abonnement · Πωλήσεις και συνδρομές**  
**Sales and subscriptions · Vente et abonnements · Vendita e abbonamenti**  
**Verkoop en abonnementen · Venda e assinaturas**

**BELGIQUE / BELGIE**

**Moniteur belge / Belgisch Staatsblad**  
 42, Rue de Louvain / Louwersweg 42  
 1000 Bruxelles / 1000 Brussel  
 Tél. 5 12 00 26  
 CCP / Postrekening 000-2005502-27

Sous-dépôts / Agentschap

**Librairie européenne / Europese Boekhandel**

Rue de la Loi 244 / Wetstraat 244  
 1040 Bruxelles / 1040 Brussel

**Jean De Lannoy**

Avenue du Roi 202 / Koningslaan 202  
 1060 Bruxelles / 1060 Brussel  
 Tél. (02) 538 5169  
 Téléfax 63220 UNBOOK B

**CREDOC**

Rue de la Montagne 34 / Bergstraat 34  
 Bte 11 / Bus 11  
 1000 Bruxelles / 1000 Brussel

**DANMARK**

**J. H. Schultz Information A/S**

**EF-Publikationer**

Ottulavej 18  
 2500 Valby  
 Tlf. 01 44 23 00  
 Telefax: 01 44 15 12  
 Girokonto 6 00 08 86

**BR DEUTSCHLAND**

**Bundesanzeiger Verlag**

Breite Straße  
 Postfach 10 80 06  
 5000 Köln 1  
 Tel. (02 21) 20 29-0  
 Fernschreiber  
 ANZEIGER BONN 8 882 595  
 Telefax: 20 29 278

**GREECE**

**G.C. Eleftheroudakis SA**

International Bookstore  
 4 Nikis Street  
 105 63 Athens  
 Tel. 322 22 55  
 Telex 219410 ELEF  
 Telefax: 3254 889

Sub-agent for Northern Greece

**Molho's Bookstore**

The Business Bookshop  
 10 Tsimiski Street  
 Thessaloniki  
 Tel. 275 271  
 Telex 412885 LIMO

**ESPAÑA**

**Boletín Oficial del Estado**

Trafalgar 27  
 E-28010 Madrid  
 Tel. (91) 446 60 00

**Mundi-Prensa Libros, S.A.**

Castelló 37  
 E-28001 Madrid  
 Tel. (91) 431 33 99 (Libros)  
 431 32 22 (Suscripciones)  
 435 36 37 (Dirección)  
 Telex 49370-MPLI-E  
 Telefax: (91) 275 39 98

**FRANCE**

**Journal officiel  
 Service des publications  
 des Communautés européennes**

26, rue Desaix  
 75727 Paris Cedex 15  
 Tél. (1) 40 58 75 00  
 Télécopieur (1) 4058 7574

**IRELAND**

**Government Publications Sales Office**

Sun Alliance House  
 Molesworth Street  
 Dublin 2  
 Tel. 71 03 09

or by post

**Government Stationery Office**

**EEC Section**

6th floor  
 Bishop Street  
 Dublin 8  
 Tel. 78 16 66

**ITALIA**

**Licosa Spa**

Via Benedetto Fortini, 120/10  
 Casella postale 552  
 50 125 Firenze  
 Tel. 64 54 15  
 Telefax: 64 12 57  
 Telex 570466 LICOSA I  
 CCP 343 509

Subagent:

**Libreria scientifica Lucio de Bisio -AIEOU**

Via Meravigli, 16  
 20 123 Milano  
 Tel. 80 76 79

**Herder Editrice e Libreria**

Piazza Montecitorio, 117-120  
 00 186 Roma  
 Tel. 67 94 628/67 95 304

**Libreria giuridica**

Via 12 Ottobre, 172/R  
 16 121 Genova  
 Tel. 59 56 93

**GRAND-DUCHÉ DE LUXEMBOURG**

Abonnements seulement  
 Subscriptions only  
 Nur für Abonnements

**Messageries Paul Kraus**

11, rue Christophe Plantin  
 L-2339 Luxembourg  
 Tél. 48 21 31  
 Télex 2515  
 CCP 49242-63

**NETERLAND**

**SDU uitgeverij**

Christoffel Plantijnstraat 2  
 Postbus 20014  
 2500 EA 's-Gravenhage  
 Tel. (070) 78 98 80 (bestellingen)  
 Telefax: (070) 476351

**PORTUGAL**

**Imprensa Nacional**

Casa da Moeda, E P  
 Rua D. Francisco Manuel de Melo, 5  
 1092 Lisboa Codex  
 Tel. 69 34 14

**Distribuidora Livros Bertrand Lda.**

**Grupo Bertrand, SARL**

Rua das Terras dos Vales, 4-A  
 Apart. 37  
 2700 Amadora Codex  
 Tel. 493 90 50 - 494 87 88  
 Telex 15798 BERDIS

**UNITED KINGDOM**

**HMSO Books (PC 16)**

HMSO Publications Centre  
 51 Nine Elms Lane  
 London SW8 5DR  
 Tel. (01) 873 9090  
 Fax: GP3 873 8463

Sub-agent:

**Alan Armstrong Ltd**

2 Arkwright Road  
 Reading, Berks RG2 0SQ  
 Tel. (0734) 75 17 71  
 Telex 849937 AAALTD G  
 Fax: (0734) 755164

**ÖSTERREICH**

**Manz'sche Verlagsbuchhandlung**

Kohlmarkt 16  
 1014 Wien  
 Tel. (0222) 533 17 81  
 Telex 11 25 00 BOX A  
 Telefax: (0222) 533 17 81 81

**TURKIYE**

**Dünya süper veb ofset A.Ş.**

Narlıbahçe Sokak No. 15  
 Çarşıoğlu  
 İstanbul  
 Tel. 5 12 01 90  
 Telex: 23822 dsvo-tr.

**UNITED STATES OF AMERICA**

**European Community Information Service**

2100 M Street, NW  
 Suite 707  
 Washington, DC 20037  
 Tel. (202) 862 9500

**CANADA**

**Renouf Publishing Co., Ltd**

61 Sparks Street  
 Ottawa  
 Ontario K1P 5R1  
 Tel. Toll Free 1 (800) 267 4164  
 Ottawa Region (613) 238 8985-6  
 Telex 053-4936

**JAPAN**

**Kinokuniya Company Ltd**

17-7 Shinjuku 3-Chome  
 Shinjuku-ku  
 Tokyo 160-91  
 Tel. (03) 354 0131

**Journal Department**

PO Box 55 Chitose  
 Tokyo 156  
 Tel. (03) 439 0124

**AUTRES PAYS  
 OTHER COUNTRIES  
 ANDERE LANDER**

**Office des publications officielles  
 des Communautés européennes**

2, rue Mercier  
 L-2985 Luxembourg  
 Tél. 49 92 81  
 Télex PUBOF LU 1324 b  
 CC bancaire BIL B-109/6003/700

**PUBLISHED  
MONTHLY**

1 20 22

## **EUROSTATISTICS**

### **Data for short-term economic analysis**

ISSN 0252-8266 (DE/EN/FR)

Catalogue number : CA-BJ-89-001-EN-C

Format A4, approximately 95 pages

Price ECU 64,50 (annual subscription)

*Eurostatistics — Data for short-term economic analysis* is a monthly publication aimed at providing as rapidly as possible the latest statistical data on the European Community as a whole (EUR 12), each Member State, the United States and Japan.

*Eurostatistics* comprises four sections :

- The 'In brief' section outlines the main recent events and trends in the economic, financial and social fields.
- The 'Graphs' section illustrates the most significant economic series for the Community, its Member States, The United States and Japan.
- The 'Short-term trends' section presents data harmonized by Eurostat on the basis of common criteria for the Member States as a whole, with comparisons with the USA and Japan.
- Lastly, the 'Tables by country' section shows on one page the trends in the economic situation in each country on the basis of a number of indicators, which are not always published in the 'Short-term trends' section.



OFFICE FOR OFFICIAL PUBLICATIONS OF THE EUROPEAN COMMUNITIES