

# EMPLOYMENT AND UNEMPLOYMENT



Not periodical

## WORKING POPULATION AND EMPLOYMENT IN AN ENLARGED COMMUNITY

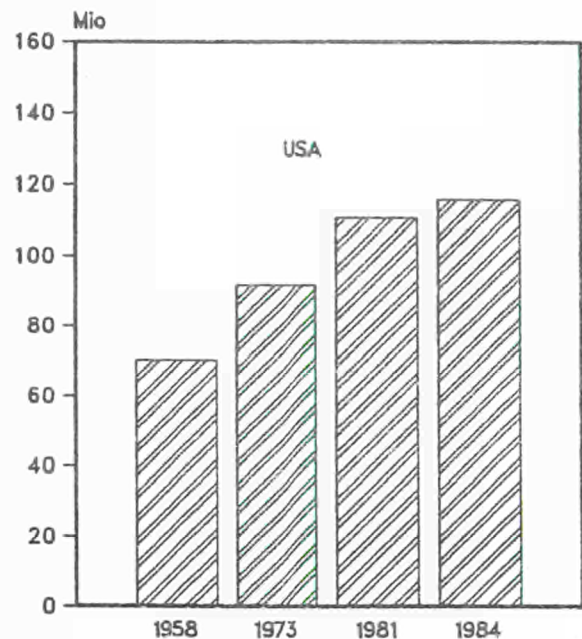
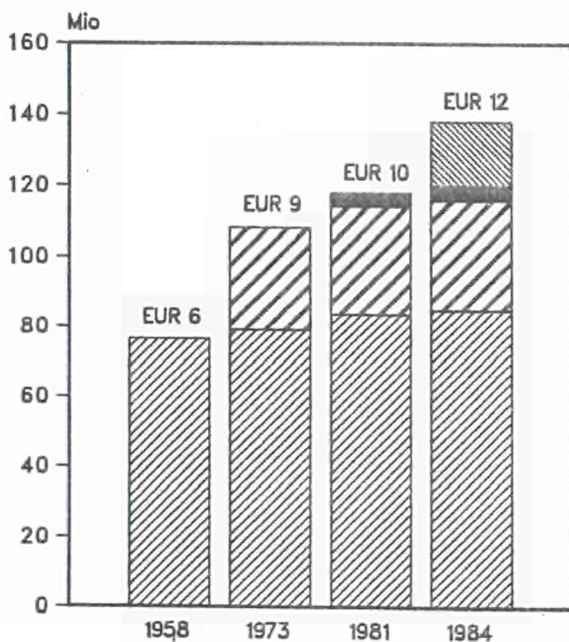
December 1985

On 1 January 1986 the Community will encompass more than 321 mio Europeans, almost twice as many as at the time of its creation in 1958. The population of the six founder member states which was 169 mio at the signing of the treaty of Rome stands at 198 mio today. However the population of the Community was swollen by the inclusion of 64 mio inhabitants from the United Kingdom, Ireland and Denmark in 1973 followed by 10 mio from Greece in 1981.

Finally the adhesion of Spain and

Portugal adds a further 48 mio new "European" citizens bringing the total population to a level more than a third greater than that of the United States.

The population of the United States grew significantly (+35%) between 1958 and 1984, rising from 175 mio to 237 mio whereas the population of the Community, had it existed since 1958 in its enlarged form (12 countries) would have grown by only 17% from a starting level of 275 mio.



Working population



DE EUROPÆISKE FÆLLESSKABERS STATISTISKE KONTOR  
STATISTISCHES AMT DER EUROPÄISCHEN GEMEINSCHAFTEN  
ΣΤΑΤΙΣΤΙΚΗ ΥΠΗΡΕΣΙΑ ΤΩΝ ΕΥΡΩΠΑΪΚΩΝ ΚΟΙΝΟΤΗΤΩΝ  
STATISTICAL OFFICE OF THE EUROPEAN COMMUNITIES  
OFFICE STATISTIQUE DES COMMUNAUTÉS EUROPÉENNES  
ISTITUTO STATISTICO DELLE COMUNITÀ EUROPEE  
BUREAU VOOR DE STATISTIEK DER EUROPESE GEMEENSCHAPPEN

L-2920 Luxembourg — Tél. 43011 — Télex: Comeur Lu 3423  
B-1049 Bruxelles, Bâtiment Berlaymont, Rue de la Loi 200 (Bureau de liaison) — Tél. 235.11.11

**NOTE:** More detailed information is contained in the yearly publication 'Employment and unemployment'.

This bulletin was prepared by the division 'Employment and labour force sample survey'.

Information: A. Houtman — Tel. 4301-2890

A. Grier — Tel. 4301-2742

A. Pasqui — Tel. 4301-3612

#### Symbols and abbreviations

T	Total	Ø	Average
M	Males	:	Not available
F	Females	*	Estimated by Eurostat

Luxembourg: Office for Official Publications of the European Communities, 1985

© CECA - CEE - CEEA, Bruxelles · Luxembourg, 1985

Printed in Luxembourg

	EUR 6	EUR 9	EUR 10	EUR 12	USA
<b>TOTAL POPULATION (1 000)</b>					
1958	169 272	-	-	-	174 882
1973	192 403	256 708	-	-	211 909
1981	196 832	261 776	271 505	-	230 019
1984	197 772	262 907	272 803	321 279	236 634
<b>ACTIVITY RATES (%)</b>					
1958	45,2	-	-	-	40,2
1973	41,1	42,2	-	-	43,3
1981	42,5	43,7	43,5	-	48,2
1984	42,9	44,1	44,0	42,9	48,9
<b>FEMALE ACTIVITY RATES (%)</b>					
1958	29,1	-	-	-	25,1
1973	27,2	28,5	-	-	32,2
1981	30,6	31,9	31,6	-	39,7
1984	31,7	33,1	32,8	31,5	41,4

Spain and Portugal together have a significantly younger population than the Community average, comprising 24% of persons less than 15 years old, compared to 19% in a Europe of ten. However within the present Community the proportion of persons under 15 years old varies substantially, from less than 16% in the F.R. of Germany to nearly 30% in Ireland.

The adhesion of the United Kingdom, Ireland and Denmark contributed to a rise in activity rates in the Community, whereas the entry of Greece and currently of Spain and Portugal have the affect of lowering these rates. In 1984, 44% of the population of the Community of ten was in employment or unemployed, compared with only 35% in Spain, but 45% in Portugal. The activity rate in the United States was 49%.

More detailed information and explanatory notes are published regularly in "Employment and Unemployment", EUROSTAT, yellow series. The 1986 edition will appear next march. The statistics are compiled by national statistical services. The unemployment data for the ten member states is taken from the Community labour force survey and for Spain and Portugal from similar national surveys. O.E.C.D. data has been used for comparisons with the USA.

These differences are even more accurate in the case of female activity rates : 33% in the Community of ten, 21% in Spain, 36% in Portugal and 41% in the United States.

The activity rate of women in Portugal is inferior only to that of Denmark (49%) and the United Kingdom (37%). The lowest rate in the Community of 10 is that of Ireland (22%).



## Total employment by sex and by sector of activity

In the enlarged Community the proportion of women varies widely from one sector of activity to another. In general there are fewer women in agriculture (35% of agricultural employment) and especially in industry (23%) but in the service sector they represent 45% of total employment.

Proportionately, there are fewer women in employment in industry than in the whole economy in all twelve countries without exception. The same cannot however be said for agriculture.

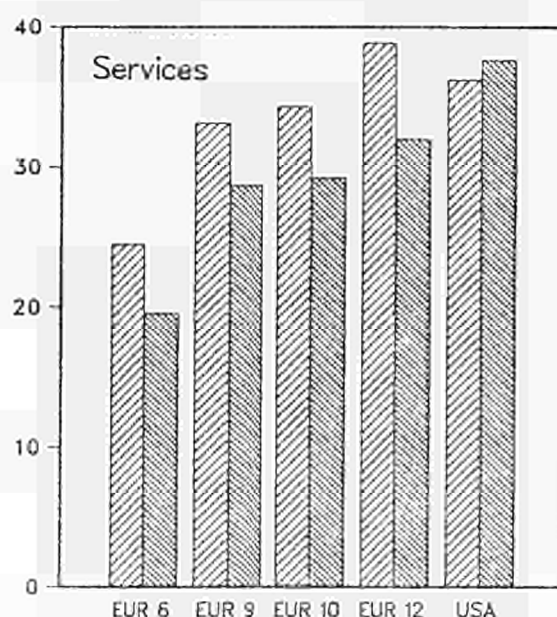
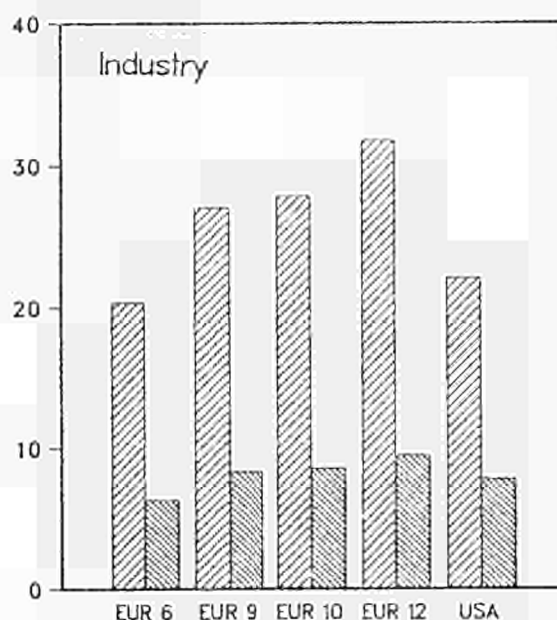
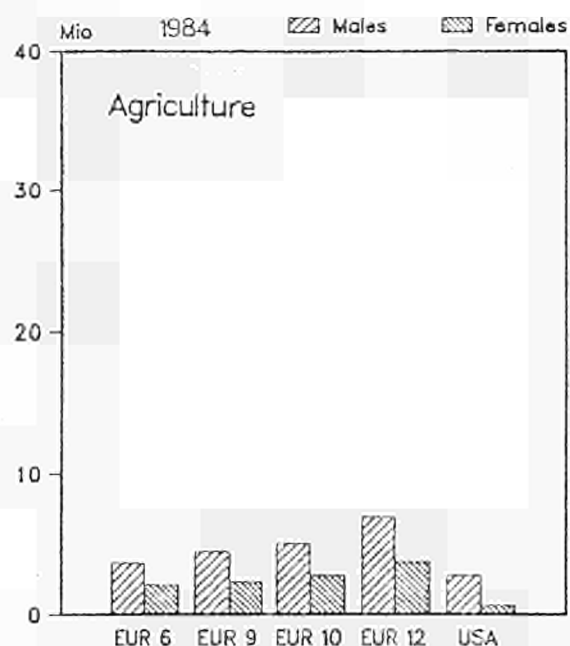
Female employment represents 44% of the total in agriculture in Greece and 49% in the F.R. of Germany and in Portugal, whereas as a proportion of total employment in these countries women represent 33%, 39% and 40% respectively. In Italy the situation in agriculture reflects that in the whole economy i.e. one woman in employment for every two men.

In services only Greece has a lower proportion of women in employment in this sector than in the economy as a whole.

The picture in the United States is one of extremes. Women employed in agriculture comprise only one fifth of the total but in the services sector women outnumber men. The proportion of women in total employment is 43%.

### PROPORTION OF WOMEN IN TOTAL EMPLOYMENT (%)

	EUR 6	EUR 9	EUR 10	EUR 12	USA
1958	34,1	-	-	-	31,4
1973	33,4	34,4	-	-	37,5
1981	35,7	36,9	36,6	-	42,1
1984	36,6	37,9	37,7	37,0	43,0





## Structure of employment by sector of activity

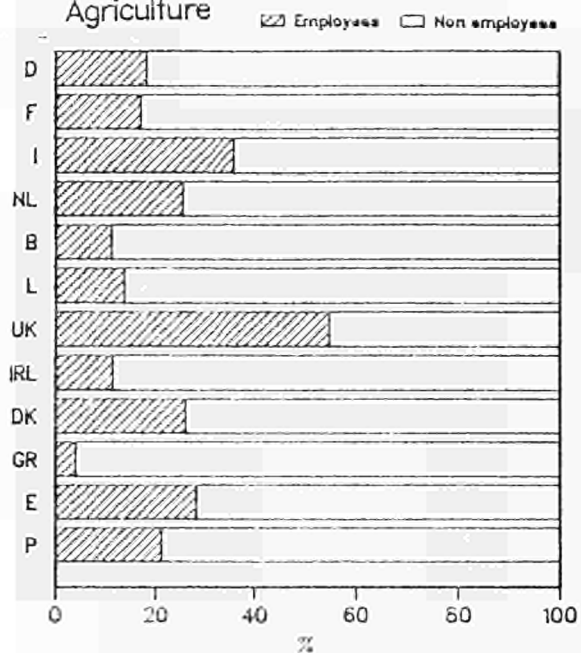
In 1984, employees represented an average of 82,4% of total employment in the Community of ten. When Spain and Portugal are included this figure falls slightly to 80,8% due to a lower proportion of employees in both Spain and Portugal at just under 70%, similar to that in Italy but superior to the level in Greece where it is estimated to be only 51,6%.

These differences do not apply equally to all sectors of activity. In agriculture where the average for the Community of ten is 24,7%, employees represent 27,9% of total employment in this sector in Spain and 21,2% in Portugal, whilst in Greece the figure is only 3,9%. It should also be noted that employees represent 54,7% of employment in agriculture in the United Kingdom.

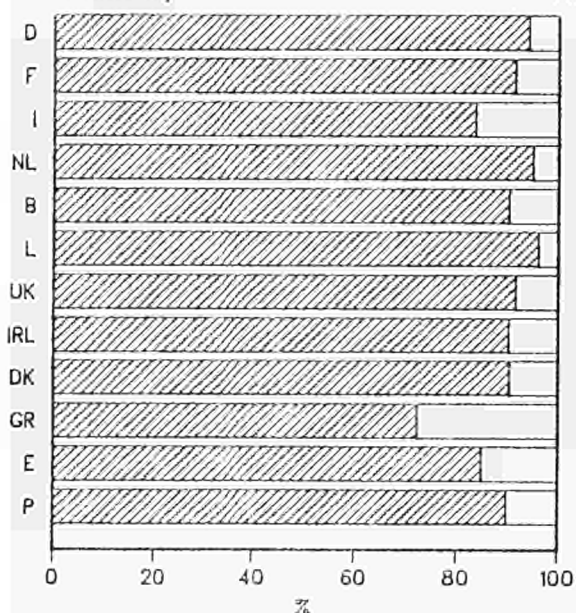
In industry, the proportion of employees in Portugal (90%) is similar to the Community average, whilst in Spain (84,8%) the figure is more in line with that of Italy.

Employees represent 73,4% of employment in services in Spain and 82,8% in Portugal compared with 85,1% in the Community of ten. In both Italy and Greece this figure is only 70%.

### Agriculture

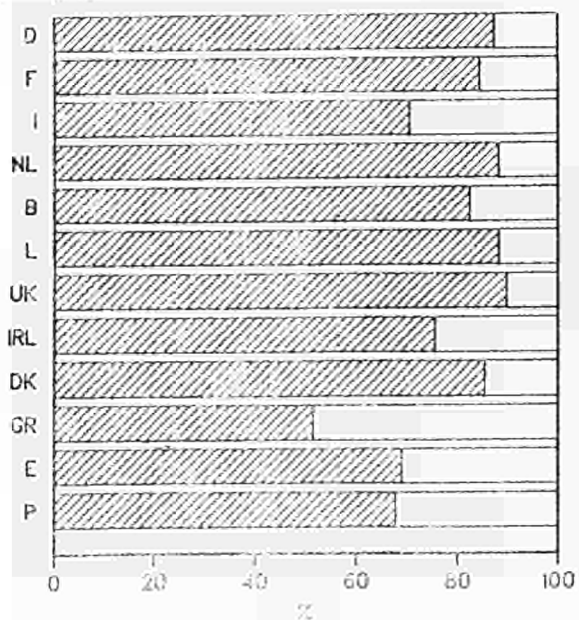


### Industry

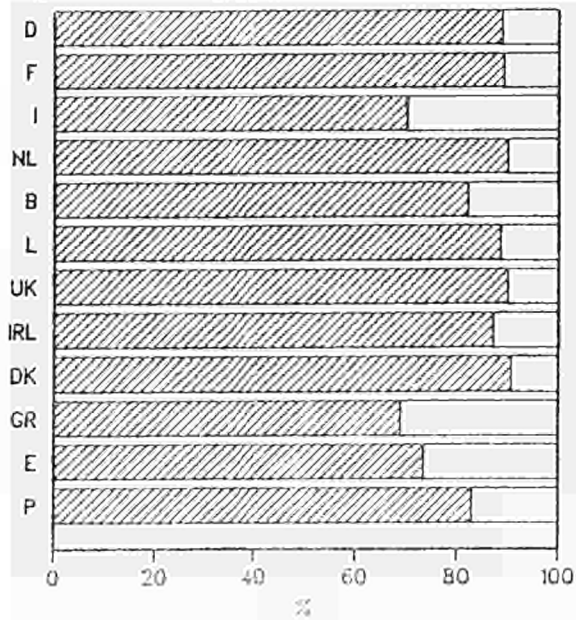


### All sectors

1984



### Services







Salg og abonnément · Verkauf und Abonnément · Πωλήσεις και συνδρομές · Sales and subscriptions  
Vente et abonnements · Vendita e abbonamenti · Verkoop en abonnementen

---

BELGIQUE / BELGIË

---

Moniteur belge / Belgisch Staatsblad  
Rue de Louvain 40-42 / Leuvensestraat 40-42  
1000 Bruxelles / 1000 Brussel  
Tél. 512 00 26  
CCP/Postrekening 000-2005502-27

Sous-dépôts / Agentschappen:

Librairie européenne /  
Europese Boekhandel

Rue de la Loi 244 / Wetstraat 244  
1040 Bruxelles / 1040 Brussel

CREDOC

Rue de la Montagne 34 / Bergstraat 34  
Bte 11 / Bus 11  
1000 Bruxelles / 1000 Brussel

---

DANMARK

---

Schultz Forlag

Møntergade 21  
1116 København K  
Tlf: (01) 12 11 95  
Girokonto 200 11 95

---

BR DEUTSCHLAND

---

Verlag Bundesanzeiger

Breite Straße  
Postfach 10 80 06  
5000 Köln 1  
Tel. (02 21) 20 29-0  
Fernschreiber:  
ANZEIGER BONN 8 862 595

---

GREECE

---

G.C. Eleftheroudakis SA

International Bookstore  
4 Nikis Street  
Athens (126)  
Tel. 322 63 23  
Telex 219410 ELEF

Sub-agent for Northern Greece:

Molhu's Bookstore

The Business Bookshop  
10 Tsimiski Street  
Thessaloniki  
Tel. 275 271  
Telex 412885 LIMO

---

FRANCE

---

Service de vente en France des publications  
des Communautés européennes

Journal officiel  
26, rue Desaix  
75732 Paris Cedex 15  
Tél. (1) 578 61 39

---

IRELAND

---

Government Publications Sales Office

Sun Alliance House  
Molesworth Street  
Dublin 2  
Tel. 71 03 09

or by post

Stationery Office

St Martin's House  
Waterloo Road  
Dublin 4  
Tel. 68 90 66

---

ITALIA

---

Licosa Spa

Via Lamarmora, 45  
Casella postale 552  
50 121 Firenze  
Tel. 57 97 51  
Telex 570466 LICOSA I  
CCP 343 509

Subagente:

Libreria scientifica Lucio de Biasio - AEIOU

Via Meravigli, 16  
20 123 Milano  
Tel. 80 76 79

---

GRAND-DUCHÉ DE LUXEMBOURG

---

Office des publications officielles  
des Communautés européennes

5, rue du Commerce  
L-2985 Luxembourg  
Tél. 49 00 81 - 49 01 91  
Télex PUBOF - Lu 1322  
CCP 19190-81  
CC bancaire BIL 8-109/6003/200

Messageries Paul Kraus

11, rue Christophe Plantin  
L-2339 Luxembourg  
Tél. 48 21 31  
Télex 2515  
CCP 49242-63

---

NEDERLAND

---

Staatsdrukkerij- en uitgeverijbedrijf

Christoffel Plantijnstraat  
Postbus 20014  
2500 EA 's-Gravenhage  
Tel. (070) 78 99 11

---

UNITED KINGDOM

---

HM Stationery Office

HMSO Publications Centre  
51 Nine Elms Lane  
London SW8 5DR  
Tel. 01-211 3935

Sub-agent:

Alan Armstrong & Associates

European Bookshop  
London Business School  
Sussex Place  
London NW1 4SA  
Tel. 01-723 3902

---

ESPAÑA

---

Mundi-Prensa Libros, S.A.

Castelló 37  
E-28001 Madrid  
Tel. (91) 276 02 53 - 275 46 55  
Telex 49370-MPLI-E

---

PORTUGAL

---

Livraria Bertrand, s.a.r.l.

Rua João de Deus  
Venda Nova  
Amadora  
Tél. 97 45 71  
Telex 12709-LITRAN-P

---

SCHWEIZ / SUISSE / SVIZZERA

---

Librairie Payot

6, rue Grenus  
1211 Genève  
Tél. 31 89 50  
CCP 12-236

---

UNITED STATES OF AMERICA

---

European Community Information  
Service

2100 M Street, NW  
Suite 707  
Washington, DC 20037  
Tel. (202) 862 9500

---

CANADA

---

Renouf Publishing Co., Ltd

61 Sparks Street (Mall)  
Ottawa  
Ontario K1P 5A6  
Tel. Toll Free 1 (800) 267 4164  
Ottawa Region (613) 238 8985-6

---

JAPAN

---

Kinokuniya Company Ltd

17-7 Shinjuku 3-Chome  
Shinjuku-ku  
Tokyo 160-91  
Tel. (03) 354 0131

Price (excluding VAT) in Luxembourg

ECU 2.23

BFR 100

IRL 1.70

UKL 1.40

USD 2



KONTORET FOR DE EUROPÆISKE FÆLLESSKABERS OFFICIELLE PUBLIKATIONER  
AMT FÜR ÄMTLICHE VERÖFFENTLICHUNGEN DER EUROPÄISCHEN GEMEINSCHAFTEN  
ΥΠΗΡΕΣΙΑ ΕΠΙΣΗΜΩΝ ΕΚΔΟΣΕΩΝ ΤΩΝ ΕΥΡΩΠΑΪΚΩΝ ΚΟΙΝΟΤΗΤΩΝ  
OFFICE FOR OFFICIAL PUBLICATIONS OF THE EUROPEAN COMMUNITIES  
OFFICE DES PUBLICATIONS OFFICIELLES DES COMMUNAUTÉS EUROPÉENNES  
UFFICIO DELLE PUBBLICAZIONI UFFICIALI DELLE COMUNITÀ EUROPEE  
BUREAU VOOR OFFICIELE PUBLIKATIES DER EUROPESE GEMEENSCHAPPEN

L - 2985 Luxembourg

Catalogue number: CA-BI-85-004-EN-C