



# STATISTICS IN FOCUS

## Energy and industry

1998  24

ISSN 1024-4328

### Gas prices for EU industry on 1 July 1998: downward trend


These comments are based on prices collected within the framework of Council Directive 90/377/EEC expressed in national currency. For the comparative tables and the graphics, prices in ECU and purchasing power standards (PPS) have been used.

A study of the variations in deflated VAT-excluded gas prices from 1 January 1998 to 1 July 1998 reveals that in most locations<sup>1</sup>, price drops took place which affected all standard consumers.

The biggest drops were as follows: in Luxembourg-City for  $I_{3-2}$ <sup>2</sup> to  $I_{4-2}$  (-22.6%), in Sweden for  $I_2$  (-13.8%) and  $I_{3-1}$  (-18.9%), in Weser-Ems (Germany) for  $I_{3-1}$  to  $I_{4-2}$  (between -12.5% and -15.3%), in Madrid (Spain) for  $I_2$  to  $I_5$  (between -12.7% and -15.1%), in Finland for  $I_2$  to  $I_{4-1}$  (between -11.4% and -18.6%), in Rotterdam (Netherlands) for  $I_{4-1}$  to  $I_5$  (between -11.6% and -13.3%), and in Denmark for  $I_1$  to  $I_{4-2}$  (between -12.1% and -13.0%).

The main rises affected prices in United Kingdom for  $I_1$  to  $I_{4-1}$  (between +1.0% and +4.8%) in London and for  $I_{3-1}$  (+2.4%) in Leeds, as well as in Germany for  $I_{4-1}$  (+2.1%) in Munich.

#### Variation in deflated VAT-excluded prices in national currency (number of locations)

	$I_1$	$I_2$	$I_{3-1}$	$I_{3-2}$	$I_{4-1}$	$I_{4-2}$	$I_5$
Downward trend	23	28	28	25	23	20	5
Upward trend	1	1	3	3	4	0	0
Unchanged	8	4	2	2	1	2	0

- 1 The collection locations are listed above and to the right of the price tables.
- 2 See table below for standard consumers definition.

Manuscript completed on = 30.11.1998

For further information please contact: Secrétariat Energie  
Eurostat, L-2920 Luxembourg, tel. 4301-32040 Fax: 4301-32839

Price (excl. VAT) in Luxembourg: Subscription 'Statistics in focus' of all themes: ECU 348  
Subscription 'Statistics in focus' of Theme 4 'Energy and industry': ECU 85  
Single copy: ECU 6

Catalogue number: CA-NL-98-024-EN-C

# Natural gas prices for industry

1 July 1998

	National currency			PPS			ECUS		
	With taxes	VAT excl.	Taxes excl.	With taxes	VAT excl.	Taxes excl.	With taxes	VAT excl.	Taxes excl.
<b>BELGIUM</b>									
<b>National CNE 0 P 0.9</b>	<b>BEF</b>								
l <sub>1</sub>	306.3	253.2	239.5	7.77	6.42	6.08	7.53	6.22	5.89
l <sub>2</sub>	225.3	186.2	186.2	5.72	4.72	4.72	5.54	4.58	4.58
l <sub>3-1</sub>	173.5	143.4	143.4	4.40	3.64	3.64	4.26	3.52	3.52
l <sub>3-2</sub>	135.2	111.7	111.7	3.43	2.83	2.83	3.32	2.75	2.75
l <sub>4-1</sub>	135.2	111.7	111.7	3.43	2.83	2.83	3.32	2.75	2.75
l <sub>4-2</sub>	122.3	101.1	101.1	3.10	2.56	2.56	3.01	2.49	2.49
l <sub>5</sub>	:	:	:	:	:	:	:	:	:
<b>National CNE 0.5 P 1</b>									
l <sub>1</sub>	306.3	253.2	239.5	7.77	6.42	6.08	7.53	6.22	5.89
l <sub>2</sub>	225.3	186.2	186.2	5.72	4.72	4.72	5.54	4.58	4.58
l <sub>3-1</sub>	188.6	155.9	155.9	4.78	3.96	3.96	4.64	3.83	3.83
l <sub>3-2</sub>	150.3	124.2	124.2	3.81	3.15	3.15	3.69	3.05	3.05
l <sub>4-1</sub>	150.3	124.2	124.2	3.81	3.15	3.15	3.69	3.05	3.05
l <sub>4-2</sub>	137.5	113.6	113.6	3.49	2.88	2.88	3.38	2.79	2.79
l <sub>5</sub>	:	:	:	:	:	:	:	:	:
<b>National CNE 1.0 P 1<sup>1</sup></b>									
l <sub>1</sub>	306.3	253.2	239.5	7.77	6.42	6.08	7.53	6.22	5.89
l <sub>2</sub>	225.3	186.2	186.2	5.72	4.72	4.72	5.54	4.58	4.58
l <sub>3-1</sub>	194.4	160.7	160.7	4.93	4.08	4.08	4.78	3.95	3.95
l <sub>3-2</sub>	156.1	129.0	129.0	3.96	3.27	3.27	3.84	3.17	3.17
l <sub>4-1</sub>	156.1	129.0	129.0	3.96	3.27	3.27	3.84	3.17	3.17
l <sub>4-2</sub>	143.3	118.4	118.4	3.64	3.00	3.00	3.52	2.91	2.91
l <sub>5</sub>	:	:	:	:	:	:	:	:	:
<b>National CNE 1 P 1.1</b>									
l <sub>1</sub>	306.3	253.2	239.5	7.77	6.42	6.08	7.53	6.22	5.89
l <sub>2</sub>	225.3	186.2	186.2	5.72	4.72	4.72	5.54	4.58	4.58
l <sub>3-1</sub>	204.9	169.3	169.3	5.20	4.30	4.30	5.04	4.16	4.16
l <sub>3-2</sub>	166.5	137.6	137.6	4.22	3.49	3.49	4.09	3.38	3.38
l <sub>4-1</sub>	166.5	137.6	137.6	4.22	3.49	3.49	4.09	3.38	3.38
l <sub>4-2</sub>	153.7	127.0	127.0	3.90	3.22	3.22	3.78	3.12	3.12
l <sub>5</sub>	:	:	:	:	:	:	:	:	:
<b>DENMARK</b>									
<b>National</b>	<b>DKK</b>								
l <sub>1</sub>	54.70	43.70	40.20	5.87	4.69	4.32	7.28	5.81	5.35
l <sub>2</sub>	51.70	41.40	37.90	5.55	4.45	4.07	6.88	5.51	5.04
l <sub>3-1</sub>	33.20	26.60	23.10	3.56	2.86	2.48	4.42	3.54	3.07
l <sub>3-2</sub>	33.20	26.60	23.10	3.56	2.86	2.48	4.42	3.54	3.07
l <sub>4-1</sub>	28.20	22.60	19.10	3.03	2.43	2.05	3.75	3.01	2.54
l <sub>4-2</sub>	28.20	22.60	19.10	3.03	2.43	2.05	3.75	3.01	2.54
l <sub>5</sub>	:	:	:	:	:	:	:	:	:
<b>GERMANY</b>									
<b>Düsseldorf</b>	<b>DEM</b>								
l <sub>1</sub>	16.79	14.47	13.47	7.69	6.63	6.17	8.51	7.33	6.83
l <sub>2</sub>	11.95	10.31	9.31	5.47	4.72	4.26	6.06	5.23	4.72
l <sub>3-1</sub>	11.79	10.17	9.17	5.40	4.66	4.20	5.98	5.15	4.65
l <sub>3-2</sub>	11.34	9.78	8.78	5.19	4.48	4.02	5.75	4.96	4.45
l <sub>4-1</sub>	9.96	8.58	7.58	4.56	3.93	3.47	5.05	4.35	3.84
l <sub>4-2</sub>	8.80	7.58	6.58	4.03	3.47	3.01	4.46	3.84	3.33
l <sub>5</sub>	6.51	5.61	4.61	2.98	2.57	2.11	3.30	2.84	2.34

<sup>1</sup> Taken for community comparison

# Natural gas prices for industry

1 July 1998

	National currency			PPS			ECUS		
	With taxes	VAT excl.	Taxes excl.	With taxes	VAT excl.	Taxes excl.	With taxes	VAT excl.	Taxes excl.
<b>GERMANY</b>	<i>DEM</i>								
<b>Hamburg</b>									
I <sub>1</sub>	13.21	11.39	10.39	6.05	5.22	4.76	6.69	5.77	5.27
I <sub>2</sub>	12.57	10.83	9.83	5.76	4.96	4.50	6.37	5.49	4.98
I <sub>3-1</sub>	12.24	10.56	9.56	5.61	4.84	4.38	6.20	5.35	4.84
I <sub>3-2</sub>	11.18	9.64	8.64	5.12	4.42	3.96	5.67	4.89	4.38
I <sub>4-1</sub>	10.02	8.64	7.64	4.59	3.96	3.50	5.08	4.38	3.87
I <sub>4-2</sub>	:	:	:	:	:	:	:	:	:
I <sub>5</sub>	:	:	:	:	:	:	:	:	:
<b>Hanover</b>									
I <sub>1</sub>	16.43	14.17	13.17	7.53	6.49	6.03	8.33	7.18	6.67
I <sub>2</sub>	13.53	11.67	10.67	6.20	5.35	4.89	6.86	5.91	5.41
I <sub>3-1</sub>	11.92	10.28	9.28	5.46	4.71	4.25	6.04	5.21	4.70
I <sub>3-2</sub>	11.79	10.17	9.17	5.40	4.66	4.20	5.98	5.15	4.65
I <sub>4-1</sub>	11.34	9.78	8.78	5.19	4.48	4.02	5.75	4.96	4.45
I <sub>4-2</sub>	:	:	:	:	:	:	:	:	:
I <sub>5</sub>	:	:	:	:	:	:	:	:	:
<b>Dortmund</b>									
I <sub>1</sub>	12.79	11.03	10.03	5.86	5.05	4.59	6.48	5.59	5.08
I <sub>2</sub>	12.50	10.78	9.78	5.73	4.94	4.48	6.33	5.46	4.96
I <sub>3-1</sub>	12.15	10.47	9.47	5.57	4.80	4.34	6.16	5.31	4.80
I <sub>3-2</sub>	11.76	10.14	9.14	5.39	4.64	4.19	5.96	5.14	4.63
I <sub>4-1</sub>	11.12	9.58	8.58	5.09	4.39	3.93	5.64	4.86	4.35
I <sub>4-2</sub>	10.76	9.28	8.28	4.93	4.25	3.79	5.45	4.70	4.20
I <sub>5</sub>	6.28	5.42	4.42	2.88	2.48	2.02	3.18	2.75	2.24
<b>Frankfurt/M</b>									
I <sub>1</sub>	14.02	12.08	11.08	6.42	5.53	5.08	7.11	6.12	5.62
I <sub>2</sub>	12.89	11.11	10.11	5.90	5.09	4.63	6.53	5.63	5.12
I <sub>3-1</sub>	12.05	10.39	9.39	5.52	4.76	4.30	6.11	5.27	4.76
I <sub>3-2</sub>	11.66	10.06	9.06	5.34	4.61	4.15	5.91	5.10	4.59
I <sub>4-1</sub>	11.28	9.72	8.72	5.17	4.45	3.99	5.72	4.93	4.42
I <sub>4-2</sub>	10.92	9.42	8.42	5.00	4.32	3.86	5.53	4.77	4.27
I <sub>5</sub>	:	:	:	:	:	:	:	:	:
<b>Stuttgart</b>									
I <sub>1</sub>	16.11	13.89	12.89	7.38	6.36	5.90	8.16	7.04	6.53
I <sub>2</sub>	15.14	13.06	12.06	6.94	5.98	5.52	7.67	6.62	6.11
I <sub>3-1</sub>	14.34	12.36	11.36	6.57	5.66	5.20	7.27	6.26	5.76
I <sub>3-2</sub>	12.73	10.97	9.97	5.83	5.03	4.57	6.45	5.56	5.05
I <sub>4-1</sub>	12.31	10.61	9.61	5.64	4.86	4.40	6.24	5.38	4.87
I <sub>4-2</sub>	11.31	9.75	8.75	5.18	4.47	4.01	5.73	4.94	4.43
I <sub>5</sub>	:	:	:	:	:	:	:	:	:
<b>Munich</b>									
I <sub>1</sub>	15.18	13.08	12.08	6.95	5.99	5.53	7.69	6.63	6.12
I <sub>2</sub>	14.73	12.69	11.69	6.75	5.81	5.36	7.47	6.43	5.92
I <sub>3-1</sub>	14.11	12.17	11.17	6.46	5.58	5.12	7.15	6.17	5.66
I <sub>3-2</sub>	11.86	10.22	9.22	5.43	4.68	4.22	6.01	5.18	4.67
I <sub>4-1</sub>	11.34	9.78	8.78	5.19	4.48	4.02	5.75	4.96	4.45
I <sub>4-2</sub>	10.18	8.78	7.78	4.66	4.02	3.56	5.16	4.45	3.94
I <sub>5</sub>	:	:	:	:	:	:	:	:	:

# Natural gas prices for industry

1998-07-01 12:00:00



1 July 1998

(/ GJ)

	National currency			PPS			ECUS		
	With taxes	TVA excl.	Taxes excl.	With taxes	TVA excl.	Taxes excl.	With taxes	TVA excl.	Taxes excl.
<b>GERMANY</b>									
<b>Weser-Ems</b>	<b>DEM</b>								
l <sub>1</sub>	12.82	11.06	10.06	5.87	5.07	4.61	6.50	5.61	5.10
l <sub>2</sub>	11.63	10.03	9.03	5.33	4.59	4.14	5.89	5.08	4.58
l <sub>3-1</sub>	9.02	7.78	6.78	4.13	3.56	3.11	4.57	3.94	3.44
l <sub>3-2</sub>	9.02	7.78	6.78	4.13	3.56	3.11	4.57	3.94	3.44
l <sub>4-1</sub>	7.60	6.56	5.56	3.48	3.01	2.55	3.85	3.32	2.82
l <sub>4-2</sub>	7.60	6.56	5.56	3.48	3.01	2.55	3.85	3.32	2.82
l <sub>5</sub>	:	:	:	:	:	:	:	:	:
<b>Dresden</b>									
l <sub>1</sub>	15.72	13.56	12.56	7.20	6.21	5.75	7.97	6.87	6.37
l <sub>2</sub>	13.44	11.58	10.58	6.16	5.30	4.85	6.81	5.87	5.36
l <sub>3-1</sub>	12.34	10.64	9.64	5.65	4.87	4.42	6.25	5.39	4.89
l <sub>3-2</sub>	11.73	10.11	9.11	5.37	4.63	4.17	5.94	5.12	4.62
l <sub>4-1</sub>	9.73	8.39	7.39	4.46	3.84	3.39	4.93	4.25	3.75
l <sub>4-2</sub>	:	:	:	:	:	:	:	:	:
l <sub>5</sub>	:	:	:	:	:	:	:	:	:
<b>Berlin</b>									
l <sub>1</sub>	16.14	13.92	12.92	7.39	6.38	5.92	8.18	7.05	6.55
l <sub>2</sub>	14.50	12.50	11.50	6.64	5.73	5.27	7.35	6.33	5.83
l <sub>3-1</sub>	13.79	11.89	10.89	6.32	5.45	4.99	6.99	6.03	5.52
l <sub>3-2</sub>	13.79	11.89	10.89	6.32	5.45	4.99	6.99	6.03	5.52
l <sub>4-1</sub>	12.28	10.58	9.58	5.63	4.85	4.39	6.22	5.36	4.86
l <sub>4-2</sub>	12.28	10.58	9.58	5.63	4.85	4.39	6.22	5.36	4.86
l <sub>5</sub>	:	:	:	:	:	:	:	:	:
<b>SPAIN</b>									
<b>Madrid<sup>1</sup></b>	<b>ESP</b>								
l <sub>1</sub>	1 328.70	1 145.50	1 145.50	9.59	8.27	8.27	7.93	6.84	6.84
l <sub>2</sub>	679.30	585.60	585.60	4.90	4.23	4.23	4.06	3.50	3.50
l <sub>3-1</sub>	614.30	529.60	529.60	4.44	3.82	3.82	3.67	3.16	3.16
l <sub>3-2</sub>	587.60	506.60	506.60	4.24	3.66	3.66	3.51	3.02	3.02
l <sub>4-1</sub>	581.10	501.00	501.00	4.20	3.62	3.62	3.47	2.99	2.99
l <sub>4-2</sub>	555.20	478.60	478.60	4.01	3.46	3.46	3.31	2.86	2.86
l <sub>5</sub>	554.70	478.20	478.20	4.00	3.45	3.45	3.31	2.85	2.85
<b>FRANCE</b>									
<b>Paris</b>	<b>FRF</b>								
l <sub>1</sub>	49.80	41.29	41.29	7.16	5.94	5.94	7.53	6.24	6.24
l <sub>2</sub>	41.89	34.74	34.74	6.02	4.99	4.99	6.33	5.25	5.25
l <sub>3-1</sub>	28.75	23.84	22.58	4.13	3.43	3.25	4.35	3.60	3.41
l <sub>3-2</sub>	26.97	22.37	21.11	3.88	3.22	3.03	4.08	3.38	3.19
l <sub>4-1</sub>	24.10	19.98	17.93	3.46	2.87	2.58	3.64	3.02	2.71
l <sub>4-2</sub>	23.43	19.43	17.38	3.37	2.79	2.50	3.54	2.94	2.63
l <sub>5</sub>	:	:	:	:	:	:	:	:	:
<b>Lille</b>									
l <sub>1</sub>	49.80	41.29	41.29	7.16	5.94	5.94	7.53	6.24	6.24
l <sub>2</sub>	41.89	34.74	34.74	6.02	4.99	4.99	6.33	5.25	5.25
l <sub>3-1</sub>	28.75	23.84	22.58	4.13	3.43	3.25	4.35	3.60	3.41
l <sub>3-2</sub>	26.97	22.37	21.11	3.88	3.22	3.03	4.08	3.38	3.19
l <sub>4-1</sub>	23.96	19.87	17.82	3.44	2.86	2.56	3.62	3.00	2.69
l <sub>4-2</sub>	23.29	19.31	17.26	3.35	2.78	2.48	3.52	2.92	2.61
l <sub>5</sub>	:	:	:	:	:	:	:	:	:

<sup>1</sup> Prices valid for the other locations

# Natural gas prices for industry

1 July 1998

	National currency			PPS			ECUS		
	With taxes	VAT excl.	Taxes excl.	With taxes	VAT excl.	Taxes excl.	With taxes	VAT excl.	Taxes excl.
<b>FRANCE</b>									
<b>Strasbourg</b>	<i>FRF</i>								
l <sub>1</sub>	56.18	46.58	46.58	8.08	6.70	6.70	8.49	7.04	7.04
l <sub>2</sub>	48.27	40.02	40.02	6.94	5.75	5.75	7.30	6.05	6.05
l <sub>3-1</sub>	33.18	27.51	26.18	4.77	3.95	3.76	5.02	4.16	3.96
l <sub>3-2</sub>	31.70	26.29	24.96	4.56	3.78	3.59	4.79	3.97	3.77
l <sub>4-1</sub>	:	:	:	:	:	:	:	:	:
l <sub>4-2</sub>	:	:	:	:	:	:	:	:	:
l <sub>5</sub>	:	:	:	:	:	:	:	:	:
<b>Lyons</b>									
l <sub>1</sub>	49.80	41.29	41.29	7.16	5.94	5.94	7.53	6.24	6.24
l <sub>2</sub>	41.89	34.74	34.74	6.02	4.99	4.99	6.33	5.25	5.25
l <sub>3-1</sub>	28.75	23.84	22.58	4.13	3.43	3.25	4.35	3.60	3.41
l <sub>3-2</sub>	26.97	22.37	21.11	3.88	3.22	3.03	4.08	3.38	3.19
l <sub>4-1</sub>	24.09	19.97	17.91	3.46	2.87	2.57	3.64	3.02	2.71
l <sub>4-2</sub>	23.33	19.35	17.30	3.35	2.78	2.49	3.53	2.93	2.62
l <sub>5</sub>	:	:	:	:	:	:	:	:	:
<b>Marseilles</b>									
l <sub>1</sub>	49.80	41.29	41.29	7.16	5.94	5.94	7.53	6.24	6.24
l <sub>2</sub>	41.89	34.74	34.74	6.02	4.99	4.99	6.33	5.25	5.25
l <sub>3-1</sub>	28.75	23.84	22.58	4.13	3.43	3.25	4.35	3.60	3.41
l <sub>3-2</sub>	26.97	22.37	21.11	3.88	3.22	3.03	4.08	3.38	3.19
l <sub>4-1</sub>	24.04	19.94	17.89	3.46	2.87	2.57	3.63	3.01	2.70
l <sub>4-2</sub>	23.36	19.37	17.32	3.36	2.78	2.49	3.53	2.93	2.62
l <sub>5</sub>	:	:	:	:	:	:	:	:	:
<b>Toulouse</b>									
l <sub>1</sub>	49.80	41.29	41.29	7.16	5.94	5.94	7.53	6.24	6.24
l <sub>2</sub>	41.89	34.74	34.74	6.02	4.99	4.99	6.33	5.25	5.25
l <sub>3-1</sub>	28.75	23.84	22.58	4.13	3.43	3.25	4.35	3.60	3.41
l <sub>3-2</sub>	26.97	22.37	21.11	3.88	3.22	3.03	4.08	3.38	3.19
l <sub>4-1</sub>	23.22	19.26	17.21	3.34	2.77	2.47	3.51	2.91	2.60
l <sub>4-2</sub>	22.37	18.55	16.50	3.22	2.67	2.37	3.38	2.80	2.49
l <sub>5</sub>	:	:	:	:	:	:	:	:	:
<b>IRELAND</b>									
<b>Dublin</b>	<i>IEP</i>								
l <sub>1</sub>	6.18	5.49	5.49	9.09	8.07	8.07	7.88	7.00	7.00
l <sub>2</sub>	5.01	4.46	4.46	7.37	6.56	6.56	6.39	5.69	5.69
l <sub>3-1</sub>	2.62	2.33	2.33	3.85	3.43	3.43	3.34	2.97	2.97
l <sub>3-2</sub>	2.62	2.33	2.33	3.85	3.43	3.43	3.34	2.97	2.97
l <sub>4-1</sub>	:	:	:	:	:	:	:	:	:
l <sub>4-2</sub>	:	:	:	:	:	:	:	:	:
l <sub>5</sub>	:	:	:	:	:	:	:	:	:
<b>ITALY</b>									
<b>Milan</b>	<i>ITL</i>								
l <sub>1</sub>	18 647	15 539	14 760	10.63	8.86	8.41	9.51	7.92	7.53
l <sub>2</sub>	14 069	11 724	10 945	8.02	6.68	6.24	7.18	5.98	5.58
l <sub>3-1</sub>	9 358	8 507	7 720	5.33	4.85	4.40	4.77	4.34	3.94
l <sub>3-2</sub>	9 002	8 184	7 396	5.13	4.66	4.22	4.59	4.17	3.77
l <sub>4-1</sub>	8 002	7 275	6 487	4.56	4.15	3.70	4.08	3.71	3.31
l <sub>4-2</sub>	7 609	6 917	6 130	4.34	3.94	3.49	3.88	3.53	3.13
l <sub>5</sub>	:	:	:	:	:	:	:	:	:

# Natural gas prices for industry

1 July 1998

	National currency			PPS			ECUS		
	With taxes	VAT excl.	Taxes excl.	With taxes	VAT excl.	Taxes excl.	With taxes	VAT excl.	Taxes excl.
<b>ITALY</b>									
<b>Turin</b>	<i>ITL</i>								
l <sub>1</sub>	17 388	14 490	13 711	9.91	8.26	7.82	8.87	7.39	6.99
l <sub>2</sub>	14 070	11 725	10 946	8.02	6.68	6.24	7.18	5.98	5.58
l <sub>3-1</sub>	9 358	8 507	7 720	5.33	4.85	4.40	4.77	4.34	3.94
l <sub>3-2</sub>	9 002	8 184	7 396	5.13	4.66	4.22	4.59	4.17	3.77
l <sub>4-1</sub>	8 002	7 275	6 487	4.56	4.15	3.70	4.08	3.71	3.31
l <sub>4-2</sub>	7 609	6 917	6 130	4.34	3.94	3.49	3.88	3.53	3.13
l <sub>5</sub>	:	:	:	:	:	:	:	:	:
<b>Genoa</b>									
l <sub>1</sub>	18 354	15 295	14 516	10.46	8.72	8.27	9.36	7.80	7.40
l <sub>2</sub>	14 063	11 719	10 940	8.02	6.68	6.24	7.17	5.98	5.58
l <sub>3-1</sub>	9 358	8 507	7 720	5.33	4.85	4.40	4.77	4.34	3.94
l <sub>3-2</sub>	9 002	8 184	7 396	5.13	4.66	4.22	4.59	4.17	3.77
l <sub>4-1</sub>	8 002	7 275	6 487	4.56	4.15	3.70	4.08	3.71	3.31
l <sub>4-2</sub>	7 609	6 917	6 130	4.34	3.94	3.49	3.88	3.53	3.13
l <sub>5</sub>	:	:	:	:	:	:	:	:	:
<b>Rome</b>									
l <sub>1</sub>	21 738	18 115	17 336	12.39	10.33	9.88	11.09	9.24	8.84
l <sub>2</sub>	14 070	11 725	10 946	8.02	6.68	6.24	7.18	5.98	5.58
l <sub>3-1</sub>	9 358	8 507	7 720	5.33	4.85	4.40	4.77	4.34	3.94
l <sub>3-2</sub>	9 002	8 184	7 396	5.13	4.66	4.22	4.59	4.17	3.77
l <sub>4-1</sub>	8 002	7 275	6 487	4.56	4.15	3.70	4.08	3.71	3.31
l <sub>4-2</sub>	7 609	6 917	6 130	4.34	3.94	3.49	3.88	3.53	3.13
l <sub>5</sub>	:	:	:	:	:	:	:	:	:
<b>Naples</b>									
l <sub>1</sub>	23 792	19 827	19 048	13.56	11.30	10.86	12.13	10.11	9.71
l <sub>2</sub>	14 071	11 726	10 947	8.02	6.68	6.24	7.18	5.98	5.58
l <sub>3-1</sub>	9 358	8 507	7 720	5.33	4.85	4.40	4.77	4.34	3.94
l <sub>3-2</sub>	9 002	8 184	7 396	5.13	4.66	4.22	4.59	4.17	3.77
l <sub>4-1</sub>	8 002	7 275	6 487	4.56	4.15	3.70	4.08	3.71	3.31
l <sub>4-2</sub>	7 609	6 917	6 130	4.34	3.94	3.49	3.88	3.53	3.13
l <sub>5</sub>	:	:	:	:	:	:	:	:	:
<b>LUXEMBOURG</b>									
<b>City of Luxembourg</b>	<i>LUF</i>								
l <sub>1</sub>	235.79	222.44	222.44	5.49	5.18	5.18	5.80	5.47	5.47
l <sub>2</sub>	215.75	203.53	203.53	5.02	4.74	4.74	5.30	5.00	5.00
l <sub>3-1</sub>	211.68	199.70	199.70	4.93	4.65	4.65	5.20	4.91	4.91
l <sub>3-2</sub>	161.87	152.71	152.71	3.77	3.56	3.56	3.98	3.75	3.75
l <sub>4-1</sub>	161.19	152.07	152.07	3.75	3.54	3.54	3.96	3.74	3.74
l <sub>4-2</sub>	161.19	152.07	152.07	3.75	3.54	3.54	3.96	3.74	3.74
l <sub>5</sub>	:	:	:	:	:	:	:	:	:
<b>NETHERLANDS</b>									
<b>Rotterdam</b>	<i>NLG</i>								
l <sub>1</sub>	17.38	14.79	11.65	7.75	6.59	5.19	7.81	6.65	5.24
l <sub>2</sub>	17.23	14.67	11.36	7.68	6.54	5.06	7.75	6.59	5.11
l <sub>3-1</sub>	9.90	8.43	7.43	4.41	3.76	3.31	4.45	3.79	3.34
l <sub>3-2</sub>	9.90	8.43	7.43	4.41	3.76	3.31	4.45	3.79	3.34
l <sub>4-1</sub>	7.68	6.54	5.92	3.43	2.92	2.64	3.46	2.95	2.67
l <sub>4-2</sub>	7.68	6.54	5.92	3.43	2.92	2.64	3.46	2.95	2.67
l <sub>5</sub>	6.44	5.48	5.06	2.88	2.45	2.26	2.90	2.47	2.28

# Natural gas prices for industry

1 July 1998

	National currency			PPS			ECUS		
	With taxes	VAT excl.	Taxes excl.	With taxes	VAT excl.	Taxes excl.	With taxes	VAT excl.	Taxes excl.
<b>AUSTRIA</b>									
<b>Vienna</b>									
	<b>ATS</b>								
<sub>1</sub>	143.39	119.49	104.56	9.74	8.12	7.10	10.33	8.61	7.53
<sub>2</sub>	123.19	102.66	87.73	8.37	6.97	5.96	8.87	7.39	6.32
<sub>3-1</sub>	88.32	73.60	58.67	6.00	5.00	3.98	6.36	5.30	4.23
<sub>3-2</sub>	:	:	:	:	:	:	:	:	:
<sub>4-1</sub>	79.30	66.08	51.15	5.39	4.49	3.47	5.71	4.76	3.68
<sub>4-2</sub>	:	:	:	:	:	:	:	:	:
<sub>5</sub>	:	:	:	:	:	:	:	:	:
<b>FINLAND</b>									
<b>National</b>									
	<b>FIN</b>								
<sub>1</sub>	:	:	:	:	:	:	:	:	:
<sub>2</sub>	37.01	30.34	28.14	5.63	4.62	4.28	6.17	5.06	4.69
<sub>3-1</sub>	24.27	19.89	17.69	3.69	3.03	2.69	4.05	3.32	2.95
<sub>3-2</sub>	22.51	18.45	16.25	3.43	2.81	2.47	3.75	3.08	2.71
<sub>4-1</sub>	21.32	17.48	15.28	3.25	2.66	2.33	3.55	2.91	2.55
<sub>4-2</sub>	21.36	17.51	15.31	3.25	2.67	2.33	3.56	2.92	2.55
<sub>5</sub>	21.83	17.89	15.69	3.32	2.72	2.39	3.64	2.98	2.62
<b>SWEDEN</b>									
<b>Malmö</b>									
	<b>SEK</b>								
<sub>1</sub>	88.25	70.60	61.40	8.11	6.49	5.64	10.07	8.05	7.00
<sub>2</sub>	58.63	46.90	37.80	5.39	4.31	3.48	6.69	5.35	4.31
<sub>3-1</sub>	49.88	39.90	33.50	4.59	3.67	3.08	5.69	4.55	3.82
<sub>3-2</sub>	:	:	:	:	:	:	:	:	:
<sub>4-1</sub>	:	:	:	:	:	:	:	:	:
<sub>4-2</sub>	:	:	:	:	:	:	:	:	:
<sub>5</sub>	:	:	:	:	:	:	:	:	:
<b>UNITED KINGDOM</b>									
<b>London</b>									
	<b>GBP</b>								
<sub>1</sub>	3.47	2.95	2.95	4.92	4.19	4.19	5.20	4.42	4.42
<sub>2</sub>	3.07	2.61	2.61	4.36	3.71	3.71	4.60	3.92	3.92
<sub>3-1</sub>	2.73	2.33	2.33	3.88	3.30	3.30	4.09	3.48	3.48
<sub>3-2</sub>	2.57	2.19	2.19	3.65	3.11	3.11	3.86	3.28	3.28
<sub>4-1</sub>	2.47	2.10	2.10	3.50	2.98	2.98	3.70	3.15	3.15
<sub>4-2</sub>	:	:	:	:	:	:	:	:	:
<sub>5</sub>	:	:	:	:	:	:	:	:	:
<b>Leeds</b>									
<sub>1</sub>	3.48	2.96	2.96	4.93	4.20	4.20	5.21	4.43	4.43
<sub>2</sub>	3.00	2.55	2.55	4.26	3.62	3.62	4.49	3.82	3.82
<sub>3-1</sub>	2.90	2.47	2.47	4.11	3.50	3.50	4.34	3.70	3.70
<sub>3-2</sub>	:	:	:	:	:	:	:	:	:
<sub>4-1</sub>	:	:	:	:	:	:	:	:	:
<sub>4-2</sub>	:	:	:	:	:	:	:	:	:
<sub>5</sub>	:	:	:	:	:	:	:	:	:
<b>Birmingham</b>									
<sub>1</sub>	3.51	2.99	2.99	4.98	4.24	4.24	5.26	4.48	4.48
<sub>2</sub>	3.07	2.61	2.61	4.35	3.71	3.71	4.60	3.91	3.91
<sub>3-1</sub>	2.71	2.30	2.30	3.84	3.27	3.27	4.05	3.45	3.45
<sub>3-2</sub>	2.46	2.09	2.09	3.48	2.96	2.96	3.68	3.13	3.13
<sub>4-1</sub>	2.40	2.04	2.04	3.41	2.90	2.90	3.60	3.06	3.06
<sub>4-2</sub>	:	:	:	:	:	:	:	:	:
<sub>5</sub>	:	:	:	:	:	:	:	:	:

# Gasworks gas prices for industry

1 July 1998

	National currency			PPS			ECUS		
	With taxes	VAT excl.	Taxes excl.	With taxes	VAT excl.	Taxes excl.	With taxes	VAT excl.	Taxes excl.
<b>DENMARK</b>									
<b>Copenhagen</b>	<i>DKK</i>								
l <sub>1</sub>	161.58	129.26	117.47	17.35	13.88	12.61	21.49	17.19	15.62
l <sub>2</sub>	144.03	115.22	103.43	15.46	12.37	11.11	19.16	15.32	13.76
l <sub>3-1</sub>	:	:	:	:	:	:	:	:	:
l <sub>3-2</sub>	:	:	:	:	:	:	:	:	:
l <sub>4-1</sub>	:	:	:	:	:	:	:	:	:
l <sub>4-2</sub>	:	:	:	:	:	:	:	:	:
l <sub>5</sub>	:	:	:	:	:	:	:	:	:
<b>PORTUGAL</b>									
<b>Lisbon</b>	<i>PTE</i>								
l <sub>1</sub>	2 836.00	2 701.00	2 701.00	20.93	19.93	19.93	14.04	13.37	13.37
l <sub>2</sub>	2 770.00	2 638.00	2 638.00	20.44	19.47	19.47	13.71	13.06	13.06
l <sub>3-1</sub>	1 247.00	1 187.00	1 187.00	9.20	8.76	8.76	6.17	5.88	5.88
l <sub>3-2</sub>	1 247.00	1 187.00	1 187.00	9.20	8.76	8.76	6.17	5.88	5.88
l <sub>4-1</sub>	1 213.00	1 155.00	1 155.00	8.95	8.52	8.52	6.00	5.72	5.72
l <sub>4-2</sub>	1 213.00	1 155.00	1 155.00	8.95	8.52	8.52	6.00	5.72	5.72
l <sub>5</sub>	:	:	:	:	:	:	:	:	:



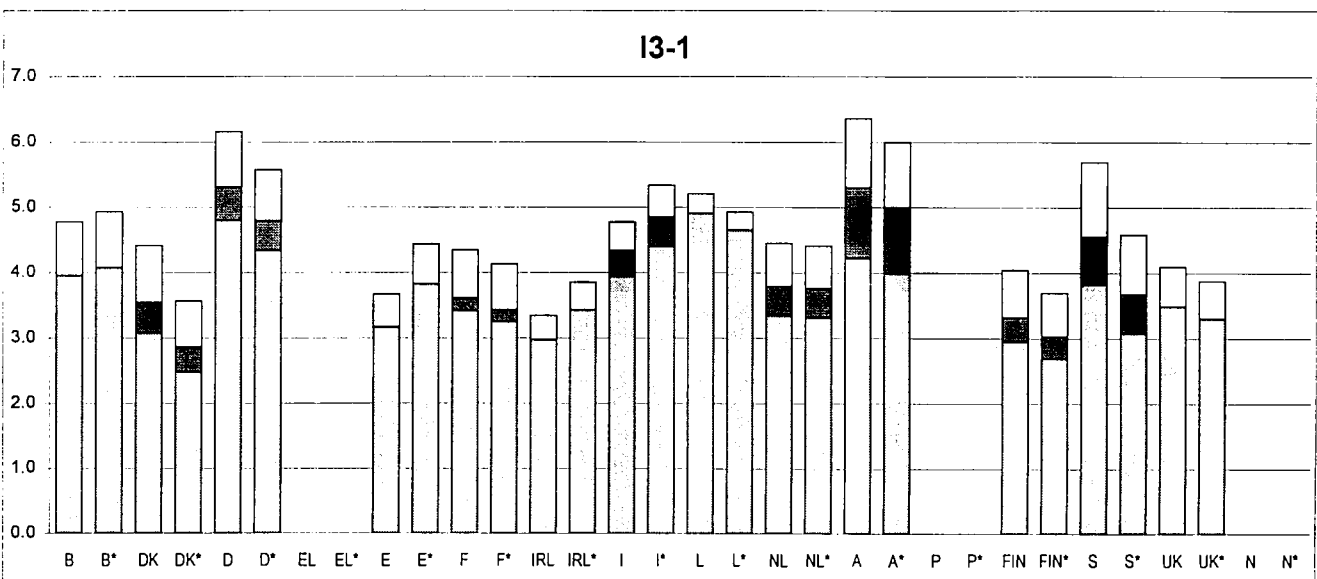
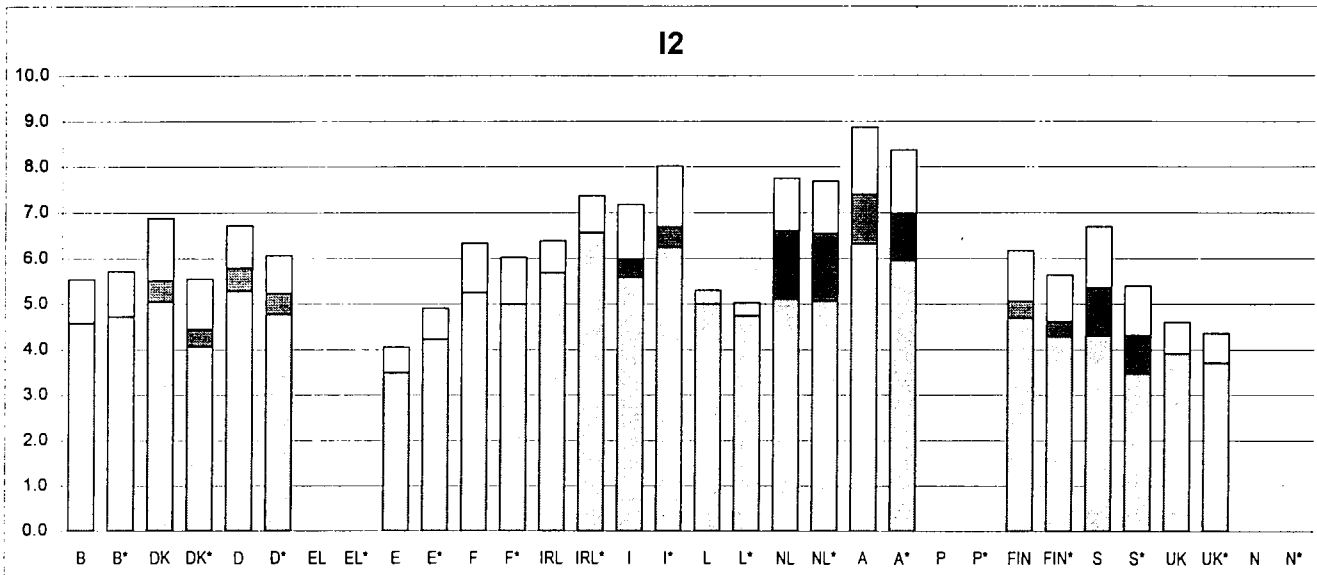
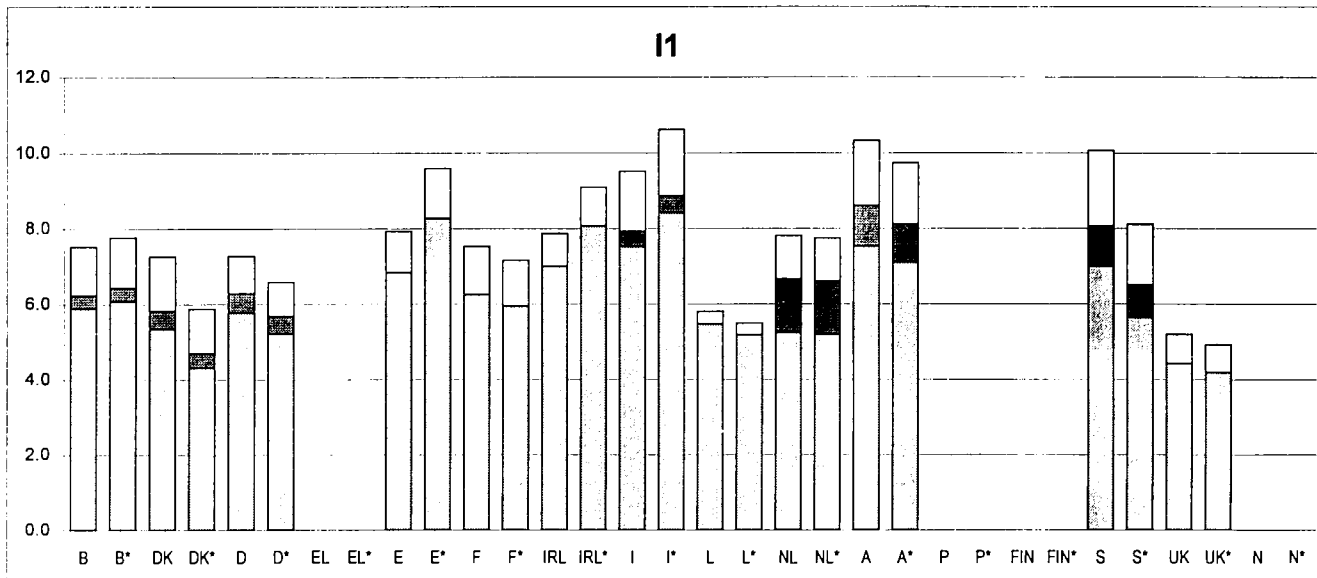
# Natural gas prices for industry

ECU / GJ

\* PPS / GJ



1998-2



B BRUXELLES (CNE1P1.0)	E MADRID	L LUXEMBOURG	FIN FINLAND National
DK DANMARK NATIONAL	F PARIS	NL ROTTERDAM	S SVERIGE
D NATIONAL	IRL DUBLIN	A ÖSTERREICH	UK LONDON
EL -	I MILANO	P -	N NORGE

VAT	
Other taxes	
Taxes excluded	

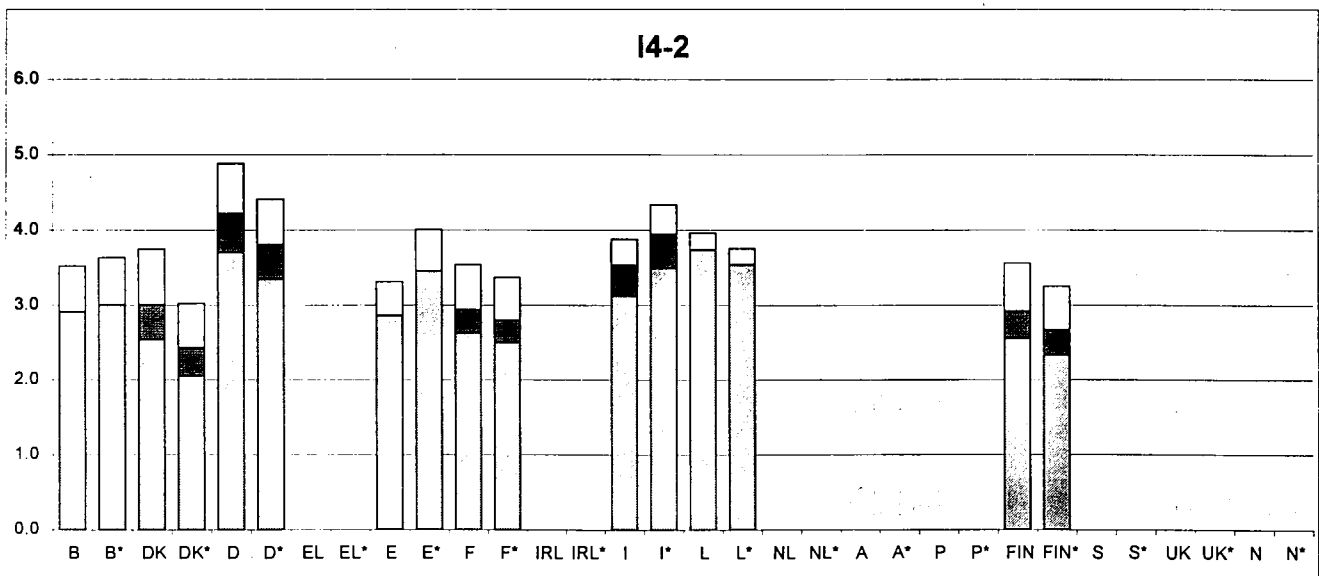
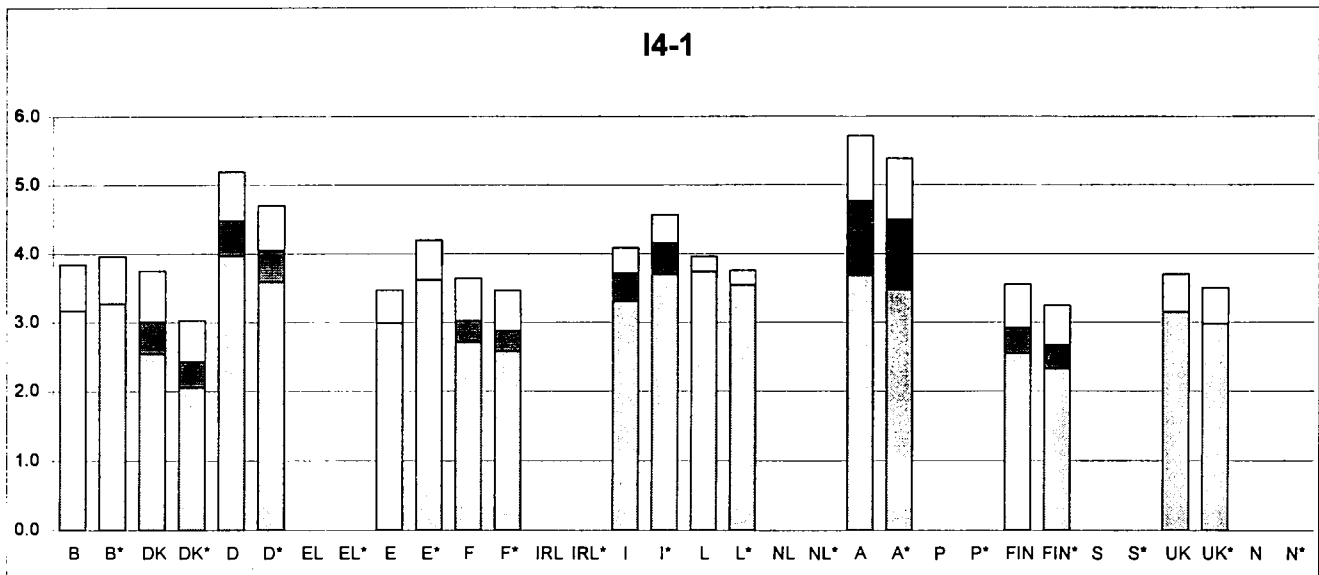
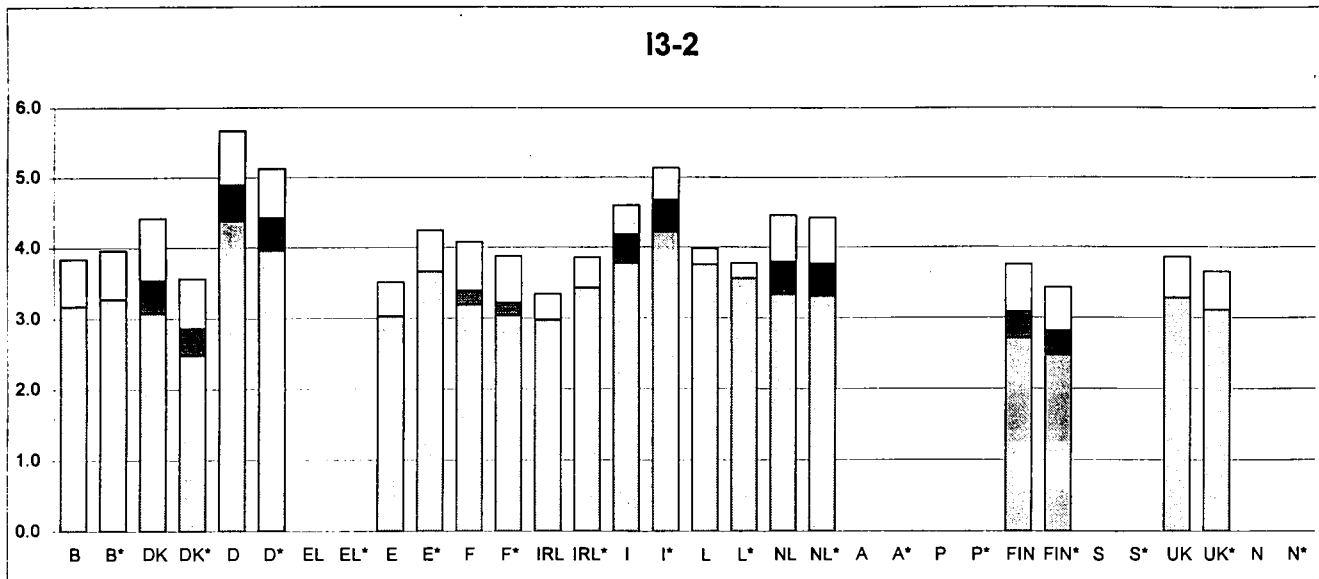
# Natural gas prices for industry

ECU / GJ

\* PPS / GJ



1998-2



B BRUXELLES (CNE1P1.0)	E MADRID	L LUXEMBOURG	FIN FINLAND National
DK DANMARK NATIONAL	F PARIS	NL ROTTERDAM	S SVERIGE
D NATIONAL	IRL DUBLIN	A ÖSTERREICH	UK LONDON
EL -	I MILANO	P -	N NORGE

	VAT
	Other taxes
	Taxes excluded

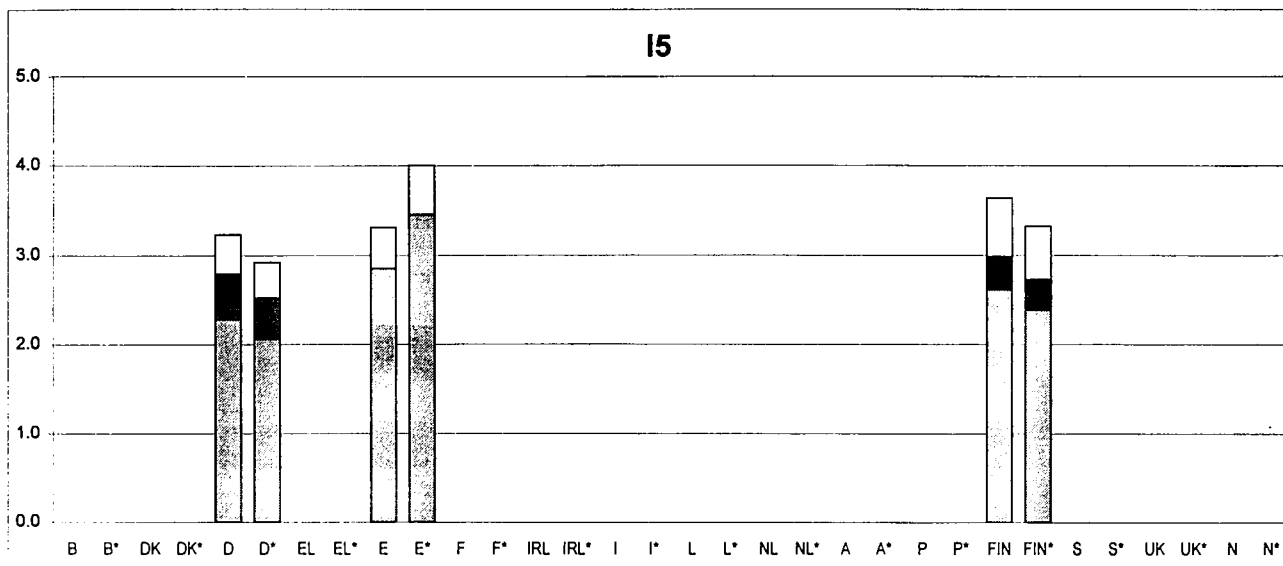
# Natural gas prices for industry



ECU / GJ

\* PPS / GJ

1998-2



B BRUXELLES (CNE1P1.0) E MADRID  
 DK DANMARK NATIONAL F PARIS  
 D NATIONAL IRL DUBLIN  
 EL - I MILANO

L LUXEMBOURG  
 NL ROTTERDAM  
 A ÖSTERREICH  
 P -


FIN FINLAND National  
 S SVERIGE  
 UK LONDON  
 N NORGE

VAT  
 Other taxes  
 Taxes excluded

Council Directive No 90/377/EEC of 29 June 1990 lays down a Community procedure to improve the transparency of gas and electricity prices charged to industrial end-users.

In accordance with Article 1.1, this note sets out the prices for standard consumers in force as at 1st July 1998.

Seven standard industrial users, coded I1 to I5 were chosen:

		Annual consumption				Modulation
I1	418.60	GJ (i.e	116 300	kWh)	no load factor laid down 200 days 200 days 1 600 hours 250 days 4 000 hours 250 days 4 000 hours 330 days 8 000 hours 330 days 8 000 hours	
I2	4 186	GJ (i.e	1 163 000	KWh)		
I3-1	41 860	GJ (i.e	11.63	GWh)		
I3-2	41 860	GJ (i.e	11.63	GWh)		
I4-1	418 600	GJ (i.e	116.30	GWh)		
I4-2	418 600	GJ (i.e	116.30	GWh)		
I5	4 186 000	GJ (i.e	1163.00	GWh)		

Prices for the standard consumers are given in national currencies, PPS (purchasing power standard, annual estimated value, as at 5 March for 1998) and in ECU (average value for July 1998).

#### Conversion table in PPS and ECU

##### 1 PPS =

<b>B</b> (BEF) 39.41	<b>E</b> (ESP) 138.58	<b>L</b> (LUF) 42.94	<b>FIN</b> (FIM) 6.57
<b>DK</b> (DKK) 9.31	<b>F</b> (FRF) 6.96	<b>NL</b> (NLG) 2.24	<b>S</b> (SEK) 10.88
<b>D</b> (DEM) 2.18	<b>IRL</b> (IEP) 0.68	<b>A</b> (ATS) 14.72	<b>UK</b> (GBP) 0.71
<b>EL</b> (GRD) 262.74	<b>I</b> (ITL) 1751.33	<b>P</b> (PTE) 135.44	<b>NO</b> (NOK) 9.93

##### 1 ECU =

<b>B</b> (BEF) 40,69	<b>E</b> (ESP) 167,46	<b>L</b> (LUF) 40,69	<b>FIN</b> (FIM) 5,99
<b>DK</b> (DKK) 7,52	<b>F</b> (FRF) 6,62	<b>NL</b> (NLG) 2,22	<b>S</b> (SEK) 8,77
<b>D</b> (DEM) 1,97	<b>IRL</b> (IEP) 0,78	<b>A</b> (ATS) 13,88	<b>UK</b> (GBP) 0,67
<b>EL</b> (GRD) 328,68	<b>I</b> (ITL) 1945,48	<b>P</b> (PTE) 201,88	<b>NO</b> (NOK) 8,37

### Eurostat Data Shop

#### BELGIQUE/BELGIË

Eurostat Data Shop  
Bruxelles/Brussel  
Tel. (32-2) 299 66 66  
Fax (32-2) 295 01 25  
E-mail:  
datashop.brussels@eurostat.cec.be

#### DANMARK

Danmarks Statistik  
Bibliotek og Information  
Eurostat Data Shop  
Tel. (45) 39 17 30 30  
Fax (45) 39 17 30 03  
E-mail: bib@dst.dk

#### DEUTSCHLAND

STATISTISCHES BUNDESAMT -  
Berlin  
Information Service  
Eurostat Data Shop  
Tel. (49-30) 23 24 64 27/28  
Fax (49-30) 23 24 64 30  
E-mail:  
stba-berlin.datashop@t-online.de

#### ESPAÑA

INE  
Eurostat Data Shop  
Tel. (34-1) 583 91 67  
Fax (34-1) 579 71 20  
E-mail: datashop.eurostat@ine.es

#### FRANCE

INSEE Info Service  
Eurostat Data Shop  
Tel. (33-1) 53 17 88 44  
Fax (33-1) 53 17 88 22  
E-mail:  
datashop@dg75isa.insee.atlas.fr

#### ITALIA — Milano

ISTAT  
Centro di informazione statistica —  
Sede di Milano  
Eurostat Data Shop  
Tel. (39-2) 65 95 133/134  
Fax (39-2) 65 30 75

#### ITALIA — Roma

ISTAT  
Centro di informazione statistica —  
Sede di Roma  
Eurostat Data Shop  
Tel. (39-6) 46 73 31 05/02  
Fax (39-6) 46 73 31 07/01  
E-mail: dipdiff@istat.it

#### LUXEMBOURG

Eurostat Data Shop Luxembourg  
BP 453 L - 2014 Luxembourg  
4, rue A. Weicker  
L - 2721 Luxembourg  
Tel. (352) 43 35 22 51  
Fax (352) 43 35 22 21  
E-mail: dslux@eurostat.datashop.lu

#### NEDERLAND

STATISTICS NETHERLANDS  
Eurostat Data Shop - Library  
Tel. (31-70) 337 49 00  
Fax (31-70) 337 59 84  
E-mail: datashop@cbs.nl

#### SVERIGE

STATISTICS SWEDEN  
Information service  
Eurostat Data Shop  
Tel. (46-8) 783 48 01  
Fax (46-8) 783 48 99  
E-mail: infoservice@scb.se

#### UNITED KINGDOM

ONS Sales Office  
Eurostat Data Shop  
Office for national statistics  
Tel. (44-171) 533 5676  
Fax (44-171) 533 5689  
E-mail: gloria.ryan@ons.gov.uk

#### USA

Haver analytics  
Eurostat Data Shop  
Tel. (1-212) 986 9300  
Fax (1-212) 986 5857  
E-mail: eurodata@haver.com

Eurostat homepage: <http://europa.eu.int/eurostat.html>

### Sales offices (EUR-OP)

BELGIQUE/BELGIË — DANMARK — DEUTSCHLAND — GREECE/ELLADA — FRANCE — IRELAND —  
ITALIA — GRAND-DUCHÉ DE LUXEMBOURG — NEDERLAND — ÖSTERREICH — PORTUGAL —  
SUOMI /FINLAND — SVERIGE — UNITED KINGDOM — ICELAND — NORWAY — SWITZERLAND —  
ČESKÁ REPUBLIKA — CYPRUS — MAGYARORSZÁG — MALTA — POLSKA — TÜRKIYE — BÄLGARIJA —  
HRVATSKA — ROMÂNIA — SLOVAKIA — SLOVENIA — ISRAEL — RUSSIA — AUSTRALIA — CANADA —  
EGYPT — JAPAN — SOUTH AFRICA — UNITED STATES OF AMERICA — MEXICO — KOREAN REPUBLIC

A worldwide list of our sales agents is available from the  
Office for Official Publications of the European Communities  
2 rue Mercier — L-2985 Luxembourg  
tel. (352) 2929-1 — fax. (352) 2929-42658  
Internet address:  
<http://eur-op.eu.int/indexten.htm>  
e-mail:  
[info.info@opeco.cec.be](mailto:info.info@opeco.cec.be)