



STATISTICS IN FOCUS

Energy and industry

1996 □ 14

ISSN 1024-4328

Gas prices for EU industry on 1 January 1996: downward trend

These comments are based on prices collected within the framework of Council directive 90/377/EEC expressed in national currency. For the comparative tables and the graphics, prices in ECU and purchasing power standards (PPS) have been used.

A study of the variations in VAT-excluded prices from 1 July 1995 to 1 January 1996 reveals that:

- In Denmark, the greatest rises were recorded for I₁* (12.6%) and I₂ (13.1%), whereas prices for I₃ (1.9%) and I₄ (1.3%) showed a much lower rise. In Luxembourg, the rise affects all the standard consumers and is between 7.8% for I₁ and 10.7% for I₄₋₂.
- In the Netherlands, prices for the smallest consumers I₁ (6.5%) and I₂ (7%) showed a rise, prices for I₃ underwent a slight reduction (-0.3%) whereas those of I₄ (-6%) and I₅ (-9.3%) recorded the greatest drop.
- In Italy, on the contrary, prices for I₁ (-0.3%) and of I₂ (-0.5%) showed a fall, whereas those of I₃ (3.9%) and I₄ (2.6%) increased.
- In Finland, prices for I₁ (2.2%) and I₅ (4.2%) increased, whereas those of the other standard consumers showed a fall between -0.3% (I₄₋₂) and -14.2% (I₃₋₁).
- In Germany, only a few price rises were recorded for I₄₋₁ in Hamburg (0.8%); I₂ in Stuttgart (0.5%), as well as I₃₋₂ (2.5%) and I₄₋₁ (2.6%) in Hamburg. All the other standard consumers benefit from stable or reduced prices. The greatest drops affect prices for I₄₋₂ in Düsseldorf (-10.6%) as well as those of I₅ in the same town (-11.9%), in Dortmund (-12.5%) and in Munich (-9%).
- In Belgium, the drop was between -1.6% (I₁) and -4% (I₄₋₂). In Spain, it was between -0.7% (I₁) and -3.4% (I₄₋₂).
- In the United Kingdom, the largest consumers recorded the greatest drops. In London, prices fell between -13% (I₁) and -26.7% (I₅), in Leeds between -2.3% (I₂) and -15.9% (I₃₋₂) and in Birmingham between -4.8% (I₁) and -11.5% (I₃₋₁). However, these figures are provisional.
- In France, prices remained stable for all standard consumers.
- In Ireland, the only prices showing a fall were those of I₃ (-6.3%), whereas those of the other consumers remained unchanged.

* see table below for standard consumers definition.

Manuscript completed on = 26.04.1996

For further information please contact:
Eurostat, L-2920 Luxembourg, tel. 4301-32040 Fax: 4301-34771

Price (excl. VAT) in Luxembourg: Subscription ECU 240,
single copy ECU 6

Catalogue number: CA-NL-96-014-EN-C

Council Directive No 90/377/EEC of 29 June 1990 lays down a Community procedure to improve the transparency of gas and electricity prices charged to industrial end-users.

In accordance with Article 1.1, this note sets out the prices for standard consumers in force as at 1st January 1996.

Seven standard industrial users, coded I₁ to I₅ were chosen:

EUROSTAT	Annual consumption				Modulation
	I ₁	418.60	GJ (i.e	116 300	kWh)
I ₂	4 186	GJ (i.e	1 163 000	KWh)	200 days
I ₃₋₁	41 860	GJ (i.e	11.63	GWh)	200 days 1 600 hours
I ₃₋₂	41 860	GJ (i.e	11.63	GWh)	250 days 4 000 hours
I ₄₋₁	418 600	GJ (i.e	116.30	GWh)	250 days 4 000 hours
I ₄₋₂	418 600	GJ (i.e	116.30	GWh)	330 days 8 000 hours
I ₅	4 186 000	GJ (i.e	1163.00	GWh)	330 days 8 000 hours

Prices for the standard consumers are given in national currencies, PPS (purchasing power standard as at 27 March for 1996) and in ECU (average value for January 1996).

Conversion table in PPS and ECU


1 PPS =

B (BFR)	40.95	E (PTA)	135.75	L (LFR)	43.52	FIN (FMK)	6.70
DK (DKR)	9.67	F (FF)	7.09	NL (HFL)	2.31	S (SKR)	11.13
D (DM)	2.30	IRL (IRL)	0.71	A (ÖS)	15.35	UK (UKL)	0.69
GR (DR)	246.87	I (LIT)	1758.88	P (ESC)	138.61	N (NKR)	9.27

1 ECU =


B (BFR)	38.79	E (PTA)	159.11	L (LFR)	38.79	FIN (FMK)	5.74
DK (DKR)	7.30	F (FF)	6.46	NL (HFL)	2.11	S (SKR)	8.69
D (DM)	1.89	IRL (IRL)	0.81	A (ÖS)	13.27	UK (UKL)	0.84
GR (DR)	310.63	I (LIT)	2045.84	P (ESC)	195.83	N (NKR)	8.29

PRIX DU GAZ NATUREL POUR USAGES INDUSTRIELS


JANUAR 01 JANUARY 1996 JANVIER	NATIONALE WAERUNG NATIONAL CURRENCY / GJ MONNAIE NATIONALE			KKS	PPS	SPA / GJ	ECUS / GJ			
	VERBRAUCHER-TYPEN STANDARD CONSUMERS CONSOMMATEURS TYPE	STEUERN INBEGR. WITH TAXES TAXES COMPRISES	OHNE MWST. VAT EXCL. HORS TVA				OHNE STEUERN TAXES EXCL. HORS TAXES	STEUERN INBEGR. WITH TAXES TAXES COMPRISES	OHNE MWST. VAT EXCL. HORS TVA	
BELGIQUE (BFR)										
NATIONAL CNE 0 P 0.9										
I1	297.5	245.9	232.2	7.26	6.00	5.67	7.67	6.34	5.98	
I2	218.0	180.2	180.2	5.32	4.40	4.40	5.62	4.64	4.64	
I3-1	165.4	136.7	136.7	4.04	3.34	3.34	4.26	3.52	3.52	
I3-2	127.4	105.3	105.3	3.11	2.57	2.57	3.28	2.71	2.71	
I4-1	127.4	105.3	105.3	3.11	2.57	2.57	3.28	2.71	2.71	
I4-2	114.7	94.8	94.8	2.80	2.32	2.32	2.96	2.44	2.44	
I5
NATIONAL CNE 0.5 P 1										
I1	297.5	245.9	232.2	7.26	6.00	5.67	7.67	6.34	5.98	
I2	218.0	180.2	180.2	5.32	4.40	4.40	5.62	4.64	4.64	
I3-1	180.4	149.1	149.1	4.41	3.64	3.64	4.65	3.84	3.84	
I3-2	142.4	117.7	117.7	3.48	2.87	2.87	3.67	3.03	3.03	
I4-1	142.4	117.7	117.7	3.48	2.87	2.87	3.67	3.03	3.03	
I4-2	129.7	107.2	107.2	3.17	2.62	2.62	3.34	2.76	2.76	
I5
NATIONAL CNE 1.0 P 1 (1)										
I1	297.5	245.9	232.2	7.26	6.00	5.67	7.67	6.34	5.98	
I2	218.0	180.2	180.2	5.32	4.40	4.40	5.62	4.64	4.64	
I3-1	186.2	153.9	153.9	4.55	3.76	3.76	4.80	3.97	3.97	
I3-2	148.2	122.5	122.5	3.62	2.99	2.99	3.82	3.16	3.16	
I4-1	148.2	122.5	122.5	3.62	2.99	2.99	3.82	3.16	3.16	
I4-2	135.5	112.0	112.0	3.31	2.74	2.74	3.49	2.89	2.89	
I5
NATIONAL CNE 1 P 1.1										
I1	297.5	245.9	232.2	7.26	6.00	5.67	7.67	6.34	5.98	
I2	218.0	180.2	180.2	5.32	4.40	4.40	5.62	4.64	4.64	
I3-1	196.5	162.4	162.4	4.80	3.97	3.97	5.06	4.19	4.19	
I3-2	158.6	131.1	131.1	3.87	3.20	3.20	4.09	3.38	3.38	
I4-1	158.6	131.1	131.1	3.87	3.20	3.20	4.09	3.38	3.38	
I4-2	145.9	120.6	120.6	3.56	2.95	2.95	3.76	3.11	3.11	
I5
DANMARK (DKR)										
NATIONAL										
I1	51.20	41.00	38.50	5.30	4.24	3.98	7.01	5.61	5.27	
I2	48.50	38.80	36.30	5.02	4.01	3.75	6.64	5.31	4.97	
I3-1	34.40	27.50	25.00	3.56	2.84	2.59	4.71	3.77	3.42	
I3-2	34.40	27.50	25.00	3.56	2.84	2.59	4.71	3.77	3.42	
I4-1	29.60	23.70	21.20	3.06	2.45	2.19	4.05	3.25	2.90	
I4-2	29.60	23.70	21.20	3.06	2.45	2.19	4.05	3.25	2.90	
I5
DEUTSCHLAND (DM)										
DUESSELDORF										
I1	16.68	14.50	13.50	7.26	6.31	5.87	8.84	7.68	7.15	
I2	11.69	10.17	9.17	5.09	4.43	3.99	6.19	5.39	4.86	
I3-1	11.50	10.00	9.00	5.00	4.35	3.92	6.09	5.30	4.77	
I3-2	11.02	9.58	8.58	4.80	4.17	3.73	5.84	5.08	4.55	
I4-1	9.68	8.42	7.42	4.21	3.66	3.23	5.13	4.46	3.93	
I4-2	8.62	7.50	6.50	3.75	3.26	2.83	4.57	3.97	3.44	
I5	5.97	5.19	4.19	2.60	2.26	1.82	3.16	2.75	2.22	

(1) VERWENDET FUER GEMEINSCHAFTLICHE VERGLEICHE / TAKEN FOR COMMUNITY COMPARISON /
UTILISE POUR COMPARAISON COMMUNAUTAIRE

PRIX DU GAZ NATUREL POUR USAGES INDUSTRIELS


JANUAR 01 JANUARY 1996 JANVIER	NATIONALE WAEHRUNG NATIONAL CURRENCY / GJ MONNAIE NATIONALE			KKS	PPS	SPA / GJ	ECUS / GJ			
	VERBRAUCHER-TYPEN STANDARD CONSUMERS CONSOMMATEURS TYPE	STEUERN INBEGR. WITH TAXES COMPRISES	OHNE MWST. VAT EXCL. HORS TVA				OHNE STEUERN TAXES EXCL. HORS TAXES	STEUERN INBEGR. WITH TAXES COMPRISES	OHNE MWST. VAT EXCL. HORS TVA	
DEUTSCHLAND (DM)										
I1	12.11	10.53	9.53	5.27	4.58	4.15	6.42	5.58	5.05	
I2	12.01	10.44	9.44	5.23	4.54	4.11	6.36	5.53	5.00	
I3-1	10.54	9.17	8.17	4.59	3.99	3.56	5.58	4.86	4.33	
I3-2	9.52	8.28	7.28	4.14	3.60	3.17	5.04	4.39	3.86	
I4-1	8.82	7.67	6.67	3.84	3.34	2.90	4.67	4.06	3.53	
I4-2	
I5	
HAMBURG										
I1	15.33	13.33	12.33	6.67	5.80	5.37	8.12	7.06	6.53	
I2	11.82	10.28	9.28	5.14	4.47	4.04	6.26	5.45	4.92	
I3-1	10.41	9.06	8.06	4.53	3.94	3.51	5.52	4.80	4.27	
I3-2	10.32	8.97	7.97	4.49	3.90	3.47	5.47	4.75	4.22	
I4-1	9.62	8.36	7.36	4.19	3.64	3.20	5.10	4.43	3.90	
I4-2	
I5	
HANNOVER										
I1	12.68	11.03	10.03	5.52	4.80	4.36	6.72	5.84	5.31	
I2	10.16	8.83	7.83	4.42	3.84	3.41	5.38	4.68	4.15	
I3-1	9.84	8.56	7.56	4.28	3.72	3.29	5.21	4.54	4.01	
I3-2	9.46	8.22	7.22	4.12	3.58	3.14	5.01	4.36	3.83	
I4-1	8.82	7.67	6.67	3.84	3.34	2.90	4.67	4.06	3.53	
I4-2	8.47	7.36	6.36	3.69	3.20	2.77	4.49	3.90	3.37	
I5	5.78	5.03	4.03	2.52	2.19	1.75	3.06	2.66	2.14	
DORTMUND										
I1	12.62	10.97	9.97	5.49	4.77	4.34	6.69	5.81	5.28	
I2	11.66	10.14	9.14	5.07	4.41	3.98	6.18	5.37	4.84	
I3-1	10.32	8.97	7.97	4.49	3.90	3.47	5.47	4.75	4.22	
I3-2	9.97	8.67	7.67	4.34	3.77	3.34	5.28	4.59	4.06	
I4-1	9.58	8.33	7.33	4.17	3.62	3.19	5.08	4.41	3.88	
I4-2	9.23	8.03	7.03	4.02	3.49	3.06	4.89	4.25	3.72	
I5	
FRANKFURT/M										
I1	14.92	12.97	11.97	6.49	5.64	5.21	7.90	6.87	6.34	
I2	13.29	11.56	10.56	5.78	5.03	4.60	7.04	6.12	5.59	
I3-1	12.43	10.81	9.81	5.41	4.70	4.27	6.59	5.73	5.20	
I3-2	10.77	9.36	8.36	4.69	4.07	3.64	5.71	4.96	4.43	
I4-1	10.32	8.97	7.97	4.49	3.90	3.47	5.47	4.75	4.22	
I4-2	9.23	8.03	7.03	4.02	3.49	3.06	4.89	4.25	3.72	
I5	
STUTT GART										
I1	13.80	12.00	11.00	6.01	5.22	4.79	7.31	6.36	5.83	
I2	13.45	11.69	10.69	5.85	5.09	4.65	7.13	6.19	5.66	
I3-1	12.46	10.83	9.83	5.42	4.71	4.28	6.60	5.74	5.21	
I3-2	10.35	9.00	8.00	4.50	3.92	3.48	5.48	4.77	4.24	
I4-1	9.39	8.17	7.17	4.09	3.56	3.12	4.97	4.33	3.80	
I4-2	8.82	7.67	6.67	3.84	3.34	2.90	4.67	4.06	3.53	
I5	6.13	5.33	4.33	2.67	2.32	1.88	3.25	2.82	2.29	
MUENCHEN										

PRIX DU GAZ NATUREL POUR USAGES INDUSTRIELS


JANUAR 01 JANUARY 1996 JANVIER		NATIONALE WAEHRUNG NATIONAL CURRENCY / GJ MONNAIE NATIONALE			KKS	PPS	SPA / GJ		ECUS / GJ		
VERBRAUCHER-TYPEN STANDARD CONSUMERS CONSOMMATEURS TYPE	STEUERN INBEGR. WITH TAXES COMPRISES	OHNE MWST. VAT EXCL. HORS TVA	OHNE STEUERN TAXES EXCL. HORS TAXES	STEUERN INBEGR. WITH TAXES COMPRISES	OHNE MWST. VAT EXCL. HORS TVA	OHNE STEUERN TAXES EXCL. HORS TAXES	STEUERN INBEGR. WITH TAXES COMPRISES	OHNE MWST. VAT EXCL. HORS TVA	OHNE STEUERN TAXES EXCL. HORS TAXES		
DEUTSCHLAND (DM)											
I1	11.76	10.22	9.22	5.12	4.45	4.01	6.23	5.41	4.88		
I2	10.57	9.19	8.19	4.60	4.00	3.56	5.60	4.87	4.34		
I3-1	8.47	7.36	6.36	3.69	3.20	2.77	4.49	3.90	3.37		
I3-2	8.47	7.36	6.36	3.69	3.20	2.77	4.49	3.90	3.37		
I4-1	7.25	6.31	5.31	3.15	2.75	2.31	3.84	3.34	2.81		
I4-2	7.25	6.31	5.31	3.15	2.75	2.31	3.84	3.34	2.81		
I5	7.12	6.19	5.19	3.10	2.69	2.26	3.77	3.28	2.75		
WESER-EMS											
I1	15.08	13.11	12.11	6.56	5.70	5.27	7.99	6.95	6.42		
I2	12.01	10.44	9.44	5.23	4.54	4.11	6.36	5.53	5.00		
I3-1	10.80	9.39	8.39	4.70	4.09	3.65	5.72	4.97	4.45		
I3-2	10.51	9.14	8.14	4.57	3.98	3.54	5.57	4.84	4.31		
I4-1	8.94	7.78	6.78	3.89	3.39	2.95	4.74	4.12	3.59		
I4-2		
I5		
DRESDEN											
I1	16.04	13.94	12.94	6.98	6.07	5.63	8.50	7.39	6.86		
I2	13.00	11.31	10.31	5.66	4.92	4.49	6.89	5.99	5.46		
I3-1	12.27	10.67	9.67	5.34	4.64	4.21	6.50	5.65	5.12		
I3-2	12.27	10.67	9.67	5.34	4.64	4.21	6.50	5.65	5.12		
I4-1	10.80	9.39	8.39	4.70	4.09	3.65	5.72	4.97	4.45		
I4-2	10.80	9.39	8.39	4.70	4.09	3.65	5.72	4.97	4.45		
I5		
BERLIN											
ESPANA (PTA)											
I1	1475.80	1272.30	1272.30	10.88	9.38	9.38	9.27	7.99	7.99		
I2	838.40	722.70	722.70	6.18	5.33	5.33	5.27	4.54	4.54		
I3-1	579.90	499.90	499.90	4.27	3.68	3.68	3.64	3.14	3.14		
I3-2	555.40	478.80	478.80	4.09	3.53	3.53	3.49	3.01	3.01		
I4-1	545.20	470.00	470.00	4.02	3.46	3.46	3.42	2.95	2.95		
I4-2	521.40	449.50	449.50	3.84	3.31	3.31	3.27	2.82	2.82		
I5	517.10	445.80	445.80	3.81	3.29	3.29	3.25	2.80	2.80		
MADRID (1)											
FRANCE (FF)											
PARIS											
I1	47.26	39.18	39.18	6.66	5.52	5.52	7.31	6.06	6.06		
I2	39.85	33.04	33.04	5.61	4.66	4.66	6.16	5.11	5.11		
I3-1	27.15	22.51	21.32	3.83	3.17	3.00	4.20	3.48	3.30		
I3-2	24.97	20.71	19.51	3.52	2.92	2.75	3.86	3.20	3.02		
I4-1	22.74	18.86	16.91	3.20	2.66	2.38	3.52	2.92	2.62		
I4-2	22.13	18.35	16.39	3.12	2.59	2.31	3.42	2.84	2.54		
I5		
LILLE											
I1	47.26	39.18	39.18	6.66	5.52	5.52	7.31	6.06	6.06		
I2	39.85	33.04	33.04	5.61	4.66	4.66	6.16	5.11	5.11		
I3-1	27.15	22.51	21.32	3.83	3.17	3.00	4.20	3.48	3.30		
I3-2	24.97	20.71	19.51	3.52	2.92	2.75	3.86	3.20	3.02		
I4-1	22.62	18.76	16.80	3.19	2.64	2.37	3.50	2.90	2.60		
I4-2	21.99	18.24	16.28	3.10	2.57	2.29	3.40	2.82	2.52		
I5		

(1) GUELTIGE PREISE FUR DIE ANDEREN STELLEN / PRICES VALID FOR THE OTHER LOCATIONS /
PRIX VALABLES POUR LES AUTRES PLACES


PRIX DU GAZ NATUREL POUR USAGES INDUSTRIELS

JANUAR 01 JANUARY 1996 JANVIER	NATIONALE WAEHRUNG NATIONAL CURRENCY / GJ MONNAIE NATIONALE			KKS	PPS	SPA / GJ	ECUS / GJ			
	VERBRAUCHER-TYPEN STANDARD CONSUMERS CONSUMMATEURS TYPE	STEUERN INBEGR. WITH TAXES COMPRISES	OHNE MWST. VAT EXCL. HORS TVA				OHNE STEUERN TAXES EXCL. HORS TAXES	STEUERN INBEGR. WITH TAXES COMPRISES	OHNE MWST. VAT EXCL. HORS TVA	
	FRANCE (FF)			STRASBOURG						
I1	54.28	45.01	45.01	7.65	6.34	6.34	8.40	6.96	6.96	
I2	46.56	38.61	38.61	6.56	5.44	5.44	7.20	5.97	5.97	
I3-1	31.50	26.12	24.86	4.44	3.68	3.50	4.87	4.04	3.85	
I3-2	29.91	24.80	23.54	4.21	3.49	3.32	4.63	3.84	3.64	
I4-1	
I4-2	
I5	
	FRANCE (FF)			LYON						
I1	47.26	39.18	39.18	6.66	5.52	5.52	7.31	6.06	6.06	
I2	39.85	33.04	33.04	5.61	4.66	4.66	6.16	5.11	5.11	
I3-1	27.15	22.51	21.32	3.83	3.17	3.00	4.20	3.48	3.30	
I3-2	24.97	20.71	19.51	3.52	2.92	2.75	3.86	3.20	3.02	
I4-1	22.34	18.52	16.57	3.15	2.61	2.33	3.46	2.86	2.56	
I4-2	21.64	17.94	15.99	3.05	2.53	2.25	3.35	2.77	2.47	
I5	
	FRANCE (FF)			MARSEILLE						
I1	47.26	39.18	39.18	6.66	5.52	5.52	7.31	6.06	6.06	
I2	39.85	33.04	33.04	5.61	4.66	4.66	6.16	5.11	5.11	
I3-1	27.15	22.51	21.32	3.83	3.17	3.00	4.20	3.48	3.30	
I3-2	24.97	20.71	19.51	3.52	2.92	2.75	3.86	3.20	3.02	
I4-1	22.69	18.82	16.87	3.20	2.65	2.38	3.51	2.91	2.61	
I4-2	22.06	18.29	16.34	3.11	2.58	2.30	3.41	2.83	2.53	
I5	
	FRANCE (FF)			TOULOUSE						
I1	47.26	39.18	39.18	6.66	5.52	5.52	7.31	6.06	6.06	
I2	39.85	33.04	33.04	5.61	4.66	4.66	6.16	5.11	5.11	
I3-1	27.15	22.51	21.32	3.83	3.17	3.00	4.20	3.48	3.30	
I3-2	24.97	20.71	19.51	3.52	2.92	2.75	3.86	3.20	3.02	
I4-1	22.31	18.50	16.55	3.14	2.61	2.33	3.45	2.86	2.56	
I4-2	21.68	17.98	16.03	3.05	2.53	2.26	3.35	2.78	2.48	
I5	
	IRELAND (IRL)			DUBLIN						
I1	6.18	5.49	5.49	8.69	7.72	7.72	7.58	6.73	6.73	
I2	5.01	4.46	4.46	7.05	6.27	6.27	6.14	5.47	5.47	
I3-1	2.69	2.39	2.39	3.78	3.36	3.36	3.30	2.93	2.93	
I3-2	2.69	2.39	2.39	3.78	3.36	3.36	3.30	2.93	2.93	
I4-1	
I4-2	
I5	
	ITALIA (LIT)			MILANO						
I1	18532	15573	14794	10.56	8.88	8.43	9.08	7.63	7.25	
I2	13244	11129	10350	7.55	6.34	5.90	6.49	5.45	5.07	
I3-1	8915	8105	7318	5.08	4.62	4.17	4.37	3.97	3.59	
I3-2	8577	7797	7010	4.89	4.44	4.00	4.20	3.82	3.43	
I4-1	7918	7198	6411	4.51	4.10	3.65	3.88	3.53	3.14	
I4-2	7538	6853	6065	4.30	3.91	3.46	3.69	3.36	2.97	
I5	

PRIX DU GAZ NATUREL POUR USAGES INDUSTRIELS


JANUAR 01 JANUARY 1996 JANVIER	NATIONALE WAEHRUNG NATIONAL CURRENCY / GJ MONNAIE NATIONALE			KKS	PPS	SPA / GJ	ECUS / GJ			
	VERBRAUCHER-TYPEN STANDARD CONSUMERS CONSUMMATEURS TYPE	STEUERN INBEGR. WITH TAXES COMPRISES	OHNE MWST. VAT EXCL. HORS TVA				OHNE STEUERN TAXES EXCL. HORS TAXES	STEUERN INBEGR. WITH TAXES COMPRISES	OHNE MWST. VAT EXCL. HORS TVA	
	ITALIA (LIT)			TORINO						
I1	16376	13761	12982	9.33	7.84	7.40	8.02	6.74	6.36	
I2	13248	11133	10353	7.55	6.35	5.90	6.49	5.46	5.07	
I3-1	8915	8105	7318	5.08	4.62	4.17	4.37	3.97	3.59	
I3-2	8577	7797	7010	4.89	4.44	4.00	4.20	3.82	3.43	
I4-1	7918	7198	6411	4.51	4.10	3.65	3.88	3.53	3.14	
I4-2	7538	6853	6065	4.30	3.91	3.46	3.69	3.36	2.97	
I5	
				GENOVA						
I1	17658	14838	14059	10.07	8.46	8.01	8.65	7.27	6.89	
I2	13238	11124	10345	7.55	6.34	5.90	6.49	5.45	5.07	
I3-1	8915	8105	7318	5.08	4.62	4.17	4.37	3.97	3.59	
I3-2	8577	7797	7010	4.89	4.44	4.00	4.20	3.82	3.43	
I4-1	7918	7198	6411	4.51	4.10	3.65	3.88	3.53	3.14	
I4-2	7538	6853	6065	4.30	3.91	3.46	3.69	3.36	2.97	
I5	
				ROMA						
I1	21932	18430	17651	12.50	10.51	10.06	10.75	9.03	8.65	
I2	13248	11133	10353	7.55	6.35	5.90	6.49	5.46	5.07	
I3-1	8915	8105	7318	5.08	4.62	4.17	4.37	3.97	3.59	
I3-2	8577	7797	7010	4.89	4.44	4.00	4.20	3.82	3.43	
I4-1	7918	7198	6411	4.51	4.10	3.65	3.88	3.53	3.14	
I4-2	7538	6853	6065	4.30	3.91	3.46	3.69	3.36	2.97	
I5	
				NAPOLI						
I1	23344	19617	18838	13.31	11.18	10.74	11.44	9.61	9.23	
I2	13248	11133	10354	7.55	6.35	5.90	6.49	5.46	5.07	
I3-1	8915	8105	7318	5.08	4.62	4.17	4.37	3.97	3.59	
I3-2	8577	7797	7010	4.89	4.44	4.00	4.20	3.82	3.43	
I4-1	7918	7198	6411	4.51	4.10	3.65	3.88	3.53	3.14	
I4-2	7538	6853	6065	4.30	3.91	3.46	3.69	3.36	2.97	
I5	
	LUXEMBOURG (LFR)			LUXEMBOURG-VILLE						
I1	223.82	211.15	211.15	5.14	4.85	4.85	5.77	5.44	5.44	
I2	203.78	192.24	192.24	4.68	4.42	4.42	5.25	4.95	4.95	
I3-1	199.71	188.41	188.41	4.59	4.33	4.33	5.15	4.86	4.86	
I3-2	170.20	160.57	160.57	3.91	3.69	3.69	4.39	4.14	4.14	
I4-1	169.52	159.92	159.92	3.90	3.67	3.67	4.37	4.12	4.12	
I4-2	169.52	159.92	159.92	3.90	3.67	3.67	4.37	4.12	4.12	
I5	
	NEDERLAND (HFL)			ROTTERDAM						
I1	15.07	12.83	11.37	6.52	5.55	4.92	7.13	6.07	5.38	
I2	14.89	12.67	11.16	6.44	5.48	4.83	7.04	5.99	5.28	
I3-1	9.27	7.89	7.15	4.01	3.41	3.09	4.39	3.73	3.38	
I3-2	9.27	7.89	7.15	4.01	3.41	3.09	4.39	3.73	3.38	
I4-1	7.29	6.20	5.61	3.15	2.68	2.43	3.45	2.93	2.65	
I4-2	7.29	6.20	5.61	3.15	2.68	2.43	3.45	2.93	2.65	
I5	6.09	5.19	4.77	2.63	2.24	2.06	2.88	2.46	2.26	

PRIX DU GAZ NATUREL POUR USAGES INDUSTRIELS

JANUAR 01 JANUARY 1996 JANVIER	NATIONALE WAEHRUNG NATIONAL CURRENCY / GJ MONNAIE NATIONALE			KKS	PPS	SPA / GJ	ECUS / GJ		
	VERBRAUCHER-TYPEN STANDARD CONSUMERS CONSOMMATEURS TYPE	STEUERN INBEGR. WITH TAXES COMPRISES	OHNE MWST. VAT EXCL. HORS TVA						
OESTERREICH (OS)									
WIEN									
I1	131.96	109.97	109.97	8.60	7.16	7.16	9.94	8.28	8.28
I2	131.96	109.97	109.97	8.60	7.16	7.16	9.94	8.28	8.28
I3-1	77.12	64.27	64.27	5.02	4.19	4.19	5.81	4.84	4.84
I3-2
I4-1	63.70	53.08	53.08	4.15	3.46	3.46	4.80	4.00	4.00
I4-2
I5
SUOMI/FINLAND (FMK)									
NATIONAL									
I1	36.61	30.01	28.61	5.46	4.48	4.27	6.38	5.23	4.99
I2	31.98	26.21	24.81	4.77	3.91	3.70	5.57	4.57	4.32
I3-1	23.76	19.48	18.07	3.54	2.91	2.70	4.14	3.39	3.15
I3-2	25.72	21.08	19.68	3.84	3.14	2.94	4.48	3.67	3.43
I4-1	20.62	16.90	15.50	3.08	2.52	2.31	3.59	2.95	2.70
I4-2	19.43	15.93	14.53	2.90	2.38	2.17	3.39	2.78	2.53
I5	19.47	15.96	14.56	2.90	2.38	2.17	3.39	2.78	2.54
SVERIGE									
I1									
I2									
I3-1									
I3-2									
I4-1									
I4-2									
I5									
UNITED KINGDOM (UKL) (1)									
LONDON									
I1	3.15	2.68	2.68	4.51	3.84	3.84	3.73	3.18	3.18
I2	2.83	2.41	2.41	4.05	3.45	3.45	3.36	2.86	2.86
I3-1	2.46	2.09	2.09	3.52	2.99	2.99	2.91	2.48	2.48
I3-2	2.35	2.00	2.00	3.36	2.86	2.86	2.78	2.37	2.37
I4-1	2.06	1.76	1.76	2.95	2.51	2.51	2.45	2.08	2.08
I4-2
I5	1.29	1.10	1.10	1.84	1.57	1.57	1.53	1.30	1.30
LEEDS									
I1	3.39	2.88	2.88	4.84	4.12	4.12	4.01	3.41	3.41
I2	3.20	2.72	2.72	4.58	3.90	3.90	3.79	3.23	3.23
I3-1	2.71	2.31	2.31	3.88	3.30	3.30	3.22	2.74	2.74
I3-2	2.53	2.16	2.16	3.62	3.08	3.08	3.00	2.55	2.55
I4-1
I4-2
I5
BIRMINGHAM									
I1	3.42	2.91	2.91	4.89	4.16	4.16	4.05	3.45	3.45
I2	3.21	2.73	2.73	4.59	3.91	3.91	3.80	3.24	3.24
I3-1	2.56	2.18	2.18	3.66	3.11	3.11	3.03	2.58	2.58
I3-2
I4-1
I4-2
I5

(1) WORLAEUFIGE DATEN / PROVISIONAL DATA / DONNEES PROVISOIRES

PRIX DU GAZ NATUREL POUR USAGES INDUSTRIELS

JANUAR 01 JANUARY 1996 JANVIER	NATIONALE WAEHRUNG NATIONAL CURRENCY / GJ MONNAIE NATIONALE			KKS	PPS	SPA / GJ	ECUS / GJ			
	STEUERN INBEGR. WITH TAXES COMPRISES	OHNE MWST. VAT EXCL. HORS TVA	OHNE STEUERN TAXES EXCL. HORS TAXES							
VERBRAUCHER-TYPEN	STEUERN INBEGR.	OHNE MWST.	OHNE STEUERN	STEUERN INBEGR.	OHNE MWST.	OHNE STEUERN	STEUERN INBEGR.	OHNE MWST.	OHNE STEUERN	
STANDARD CONSUMERS	WITH TAXES	VAT EXCL.	TAXES EXCL.	WITH TAXES	VAT EXCL.	TAXES EXCL.	WITH TAXES	VAT EXCL.	TAXES EXCL.	
CONSOMMATEURS TYPE	TAXES COMPRISES	HORS TVA	HORS TAXES	TAXES COMPRISES	HORS TVA	HORS TAXES	TAXES COMPRISES	HORS TVA	HORS TAXES	

NORGE (1)


I1									
I2									
I3-1									
I3-2									
I4-1									
I4-2									
I5									

(1) IM RAHMEN DER ABKOMMEN MIT DEN MITGLIEDSTAATEN DES EUROPAEISCHEN WIRTSCHAFTSRAUMS (EWR) SIND DIE GASPRISE FUER NORWEGEN AUCH VEROEFFENTLICHT / IN THE FRAMEWORK OF THE AGREEMENTS CONCLUDED BETWEEN THE MEMBER COUNTRIES OF THE EUROPEAN ECONOMIC AGREEMENT (EEA), PRICES FOR NORWAY ARE ALSO PUBLISHED / DANS LE CADRE DES ACCORDS PASSES ENTRE LES PAYS MEMBRES DE L'ESPACE ECONOMIQUE EUROPEEN (EEE), LES PRIX DE LA NORVEGE SONT EGALEMENT PUBLIES

ORTSGASPREISE FUER DIE INDUSTRIE

GASWORKS GAS PRICES FOR INDUSTRY

PRIX DU GAZ D'USINE POUR USAGES INDUSTRIELS

JANUAR 01 JANUARY 1996 JANVIER	NATIONALE WAEHRUNG NATIONAL CURRENCY / GJ MONNAIE NATIONALE			KKS	PPS	SPA / GJ	ECUS / GJ			
	STEUERN INBEGR. WITH TAXES COMPRISES	OHNE MWST. VAT EXCL. HORS TVA	OHNE STEUERN TAXES EXCL. HORS TAXES							
VERBRAUCHER-TYPEN	STEUERN INBEGR.	OHNE MWST.	OHNE STEUERN	STEUERN INBEGR.	OHNE MWST.	OHNE STEUERN	STEUERN INBEGR.	OHNE MWST.	OHNE STEUERN	
STANDARD CONSUMERS	WITH TAXES	VAT EXCL.	TAXES EXCL.	WITH TAXES	VAT EXCL.	TAXES EXCL.	WITH TAXES	VAT EXCL.	TAXES EXCL.	
CONSOMMATEURS TYPE	TAXES COMPRISES	HORS TVA	HORS TAXES	TAXES COMPRISES	HORS TVA	HORS TAXES	TAXES COMPRISES	HORS TVA	HORS TAXES	

DANMARK (DKR)

KOBENHAVN

I1	130.43	104.34	98.57	13.49	10.79	10.20	17.86	14.29	13.50
I2	117.09	93.67	87.90	12.11	9.69	9.09	16.04	12.83	12.04
I3-1
I3-2
I4-1
I4-2
I5

PORTUGAL (ESC)

LISBOA

I1	3019.00	2875.00	2875.00	21.77	20.73	20.73	15.43	14.69	14.69
I2	3019.00	2875.00	2875.00	21.77	20.73	20.73	15.43	14.69	14.69
I3-1	1263.00	1203.00	1203.00	9.11	8.67	8.67	6.45	6.15	6.15
I3-2	1263.00	1203.00	1203.00	9.11	8.67	8.67	6.45	6.15	6.15
I4-1
I4-2
I5

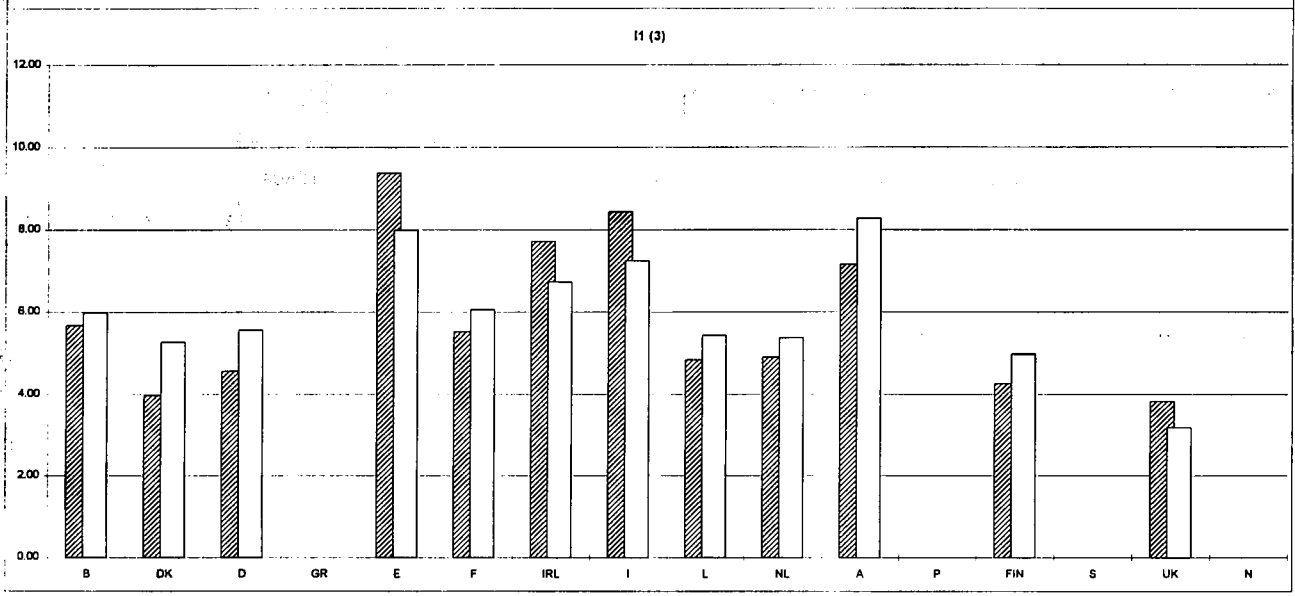
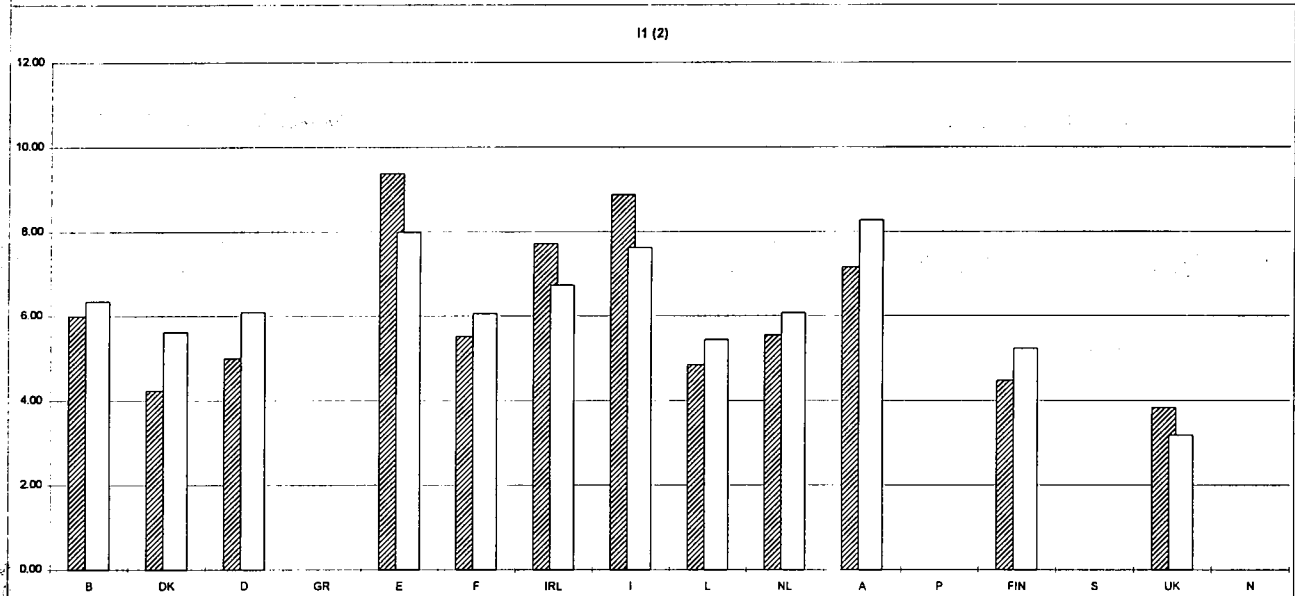
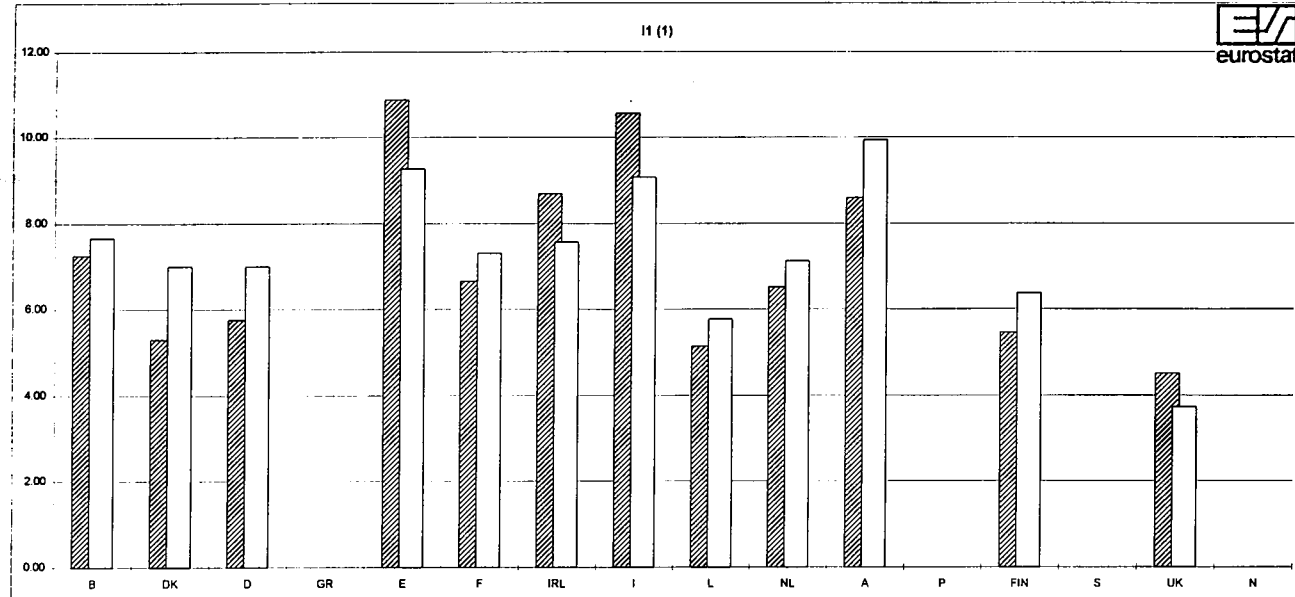
NATURGASPREISE FUER DIE INDUSTRIE
 NATURAL GAS PRICES FOR INDUSTRY
 PRIX DU GAZ POUR USAGES INDUSTRIELS

1996-1

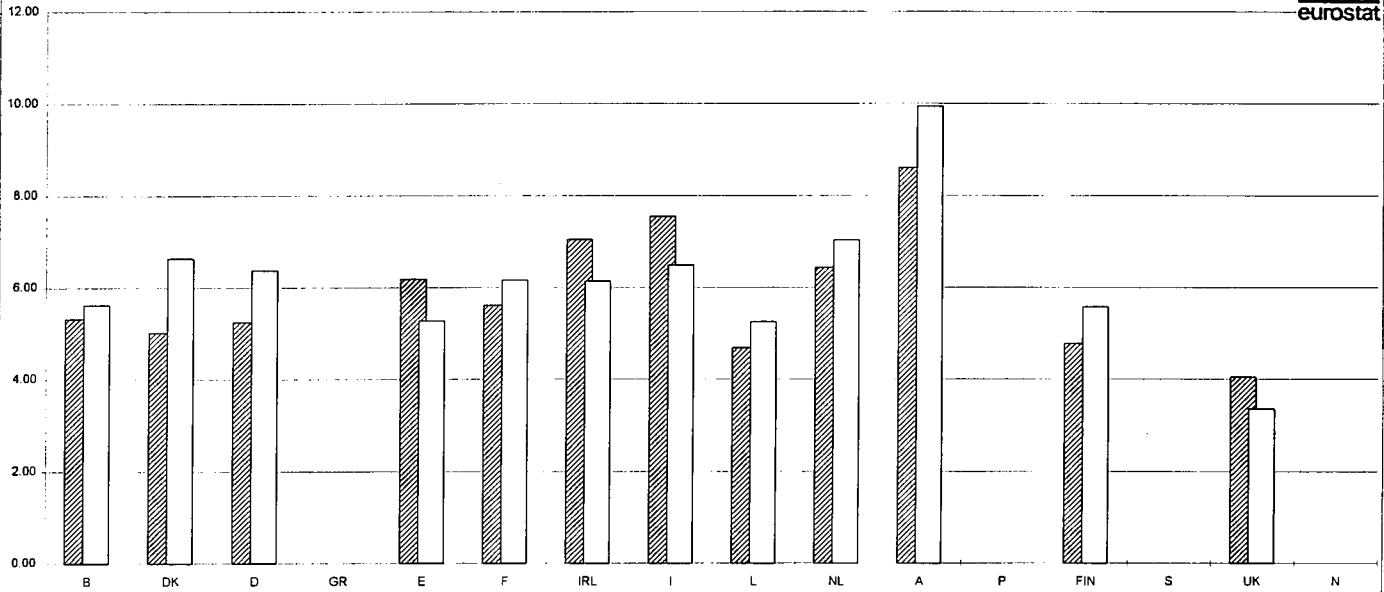
B BRUXELLES *	IRL DUBLIN	FIN FINLAND NATIONAL	KKS-PPS-SPA / GJ
DK DANMARK NATIONAL	I MILANO	S SVERIGE	
D NATIONAL	L LUXEMBOURG	UK LONDON	ECU / GJ
GR -	NL ROTTERDAM	N NORGE	
E MADRID	A ÖSTERREICH		
F PARIS	P -		

* (CNE 1.0 P 1.0)

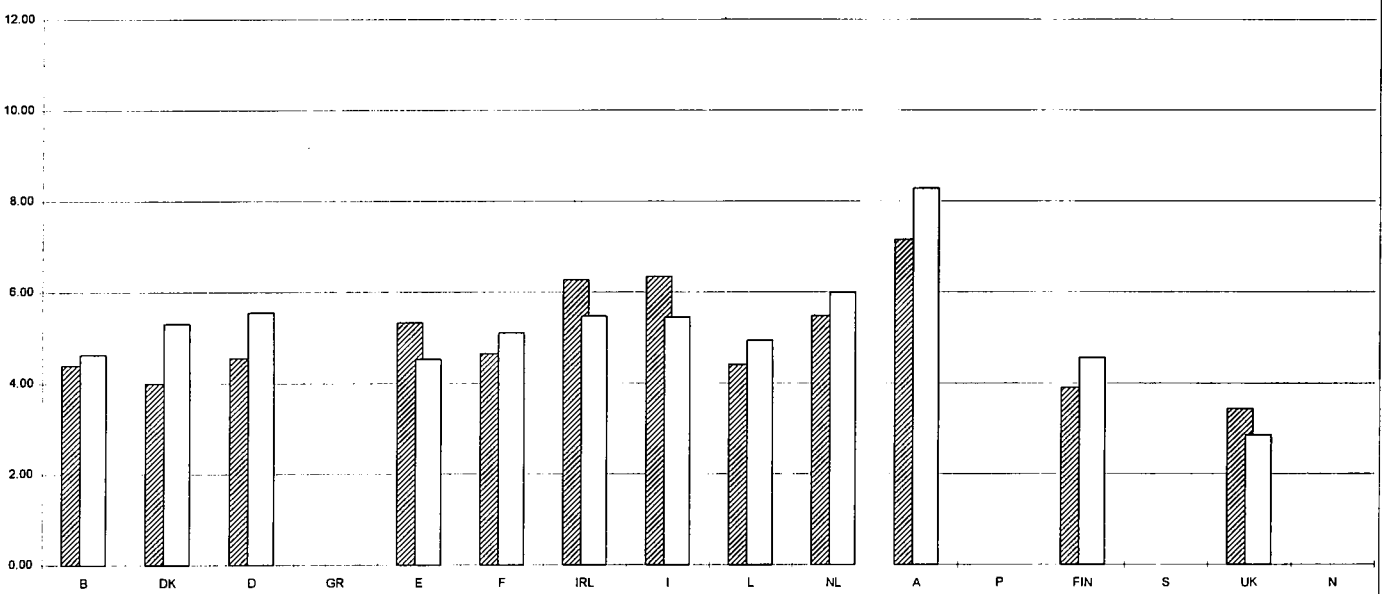
(1) STEUERN INBEGR. / TAXES INCL. / TAXES COMPRISES
 (2) OHNE MWST. / VAT EXCL. / HORS TVA
 (3) OHNE STEUERN / TAXES EXCL. / HORS TAXES



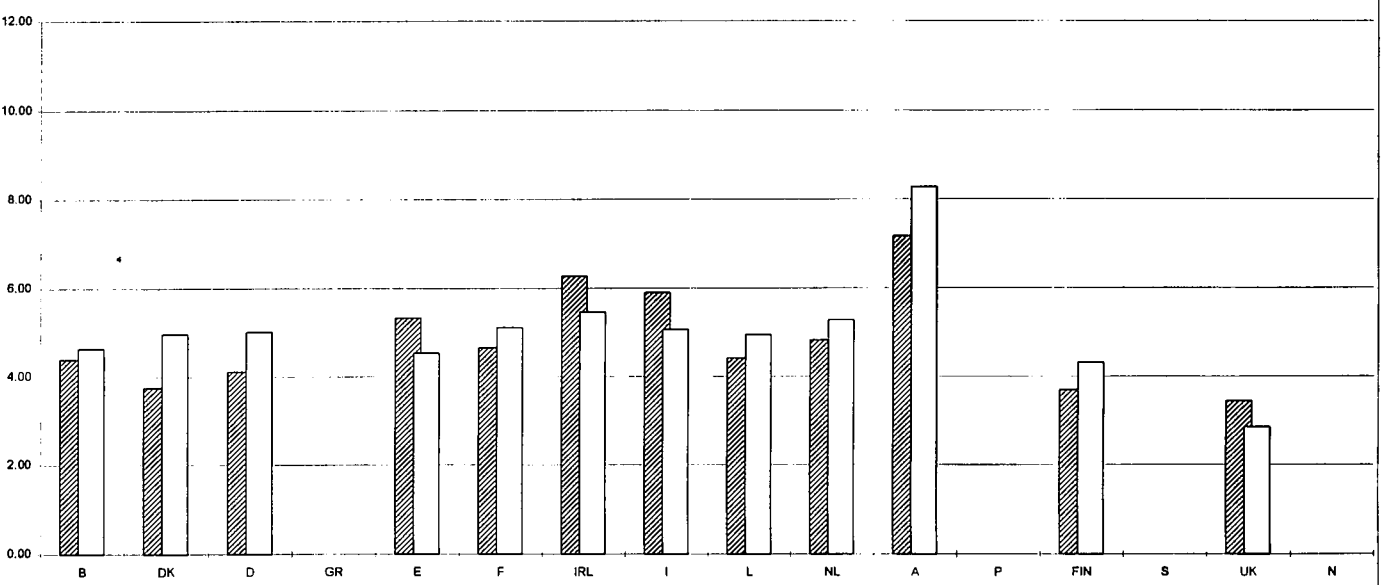
I2 (1)



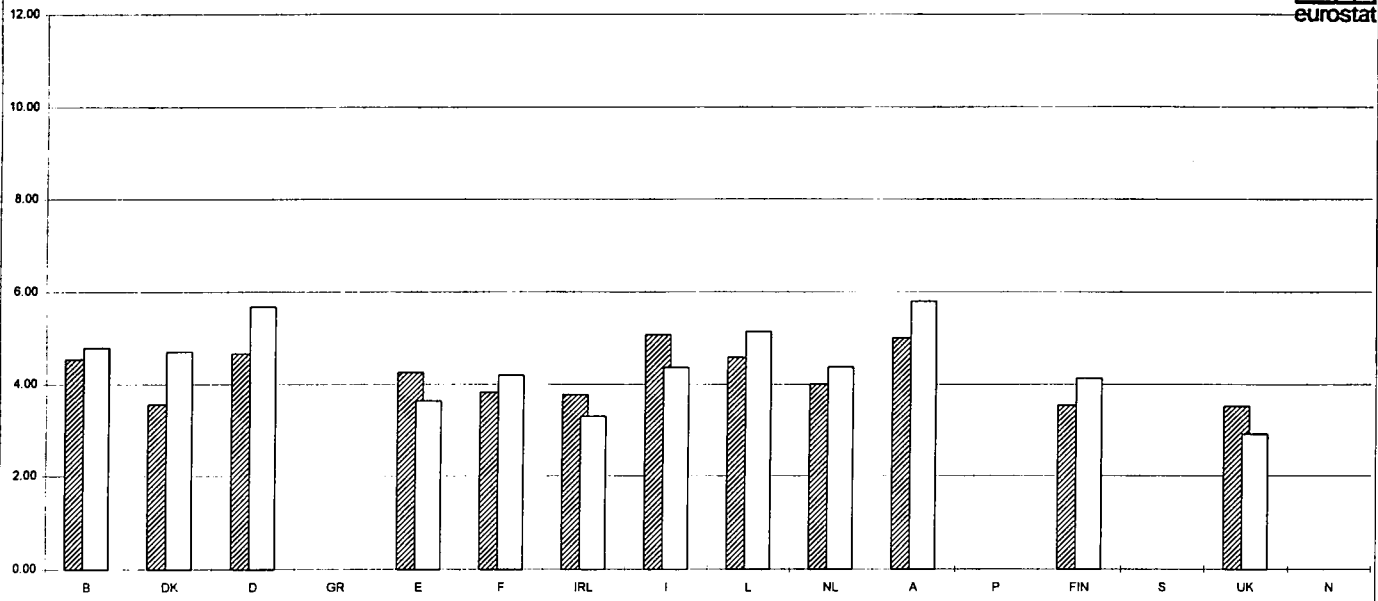
I2 (2)



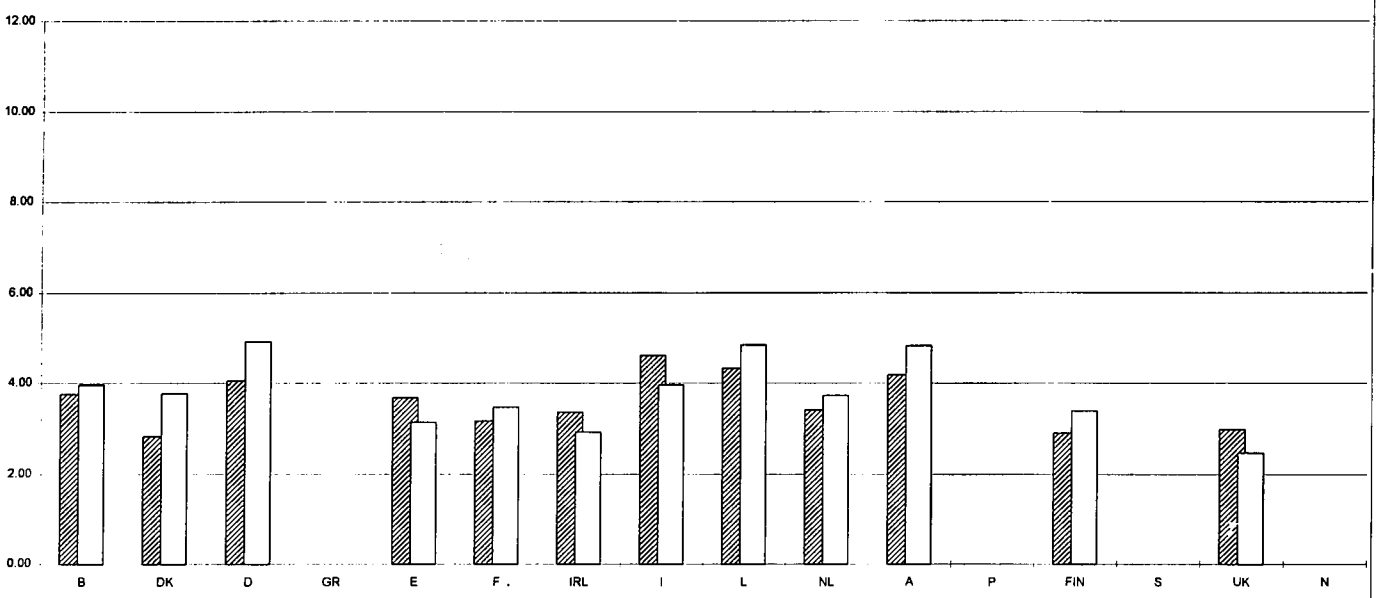
I2 (3)



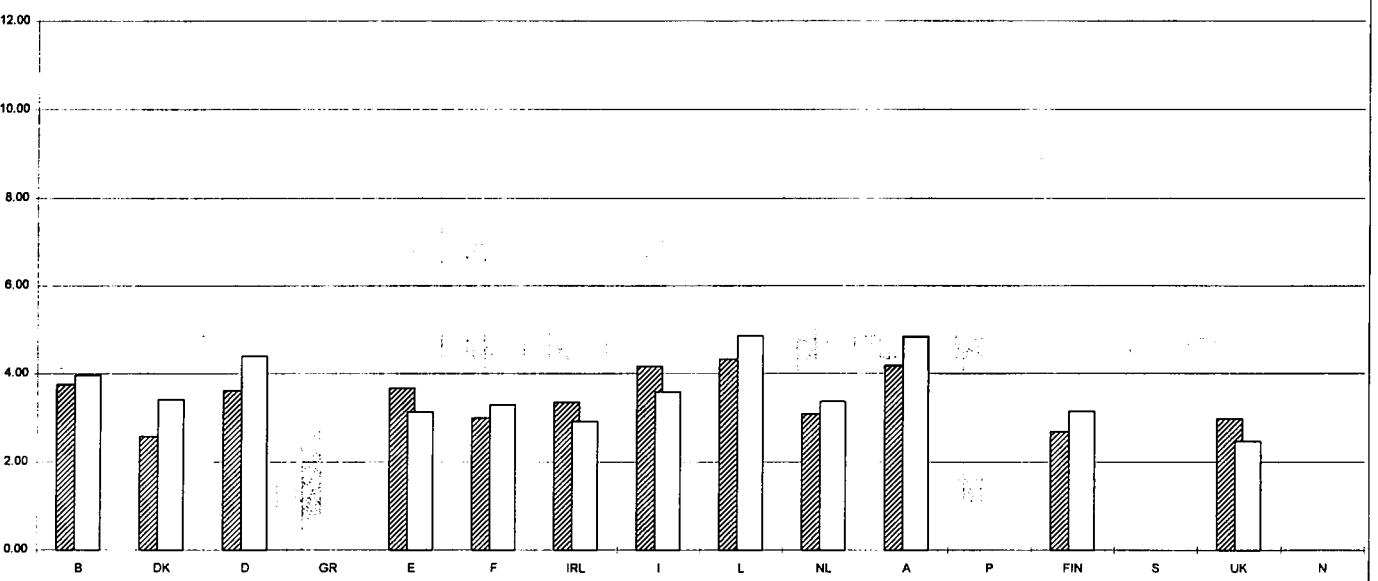
13-1 (1)



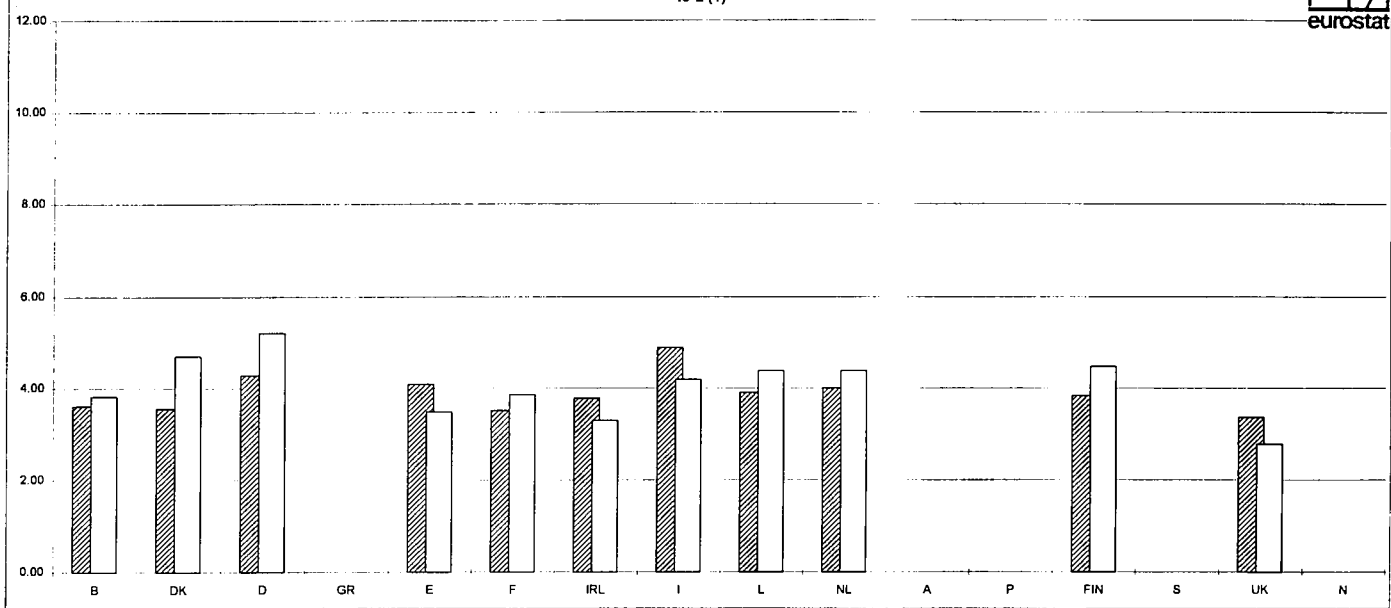
13-1 (2)



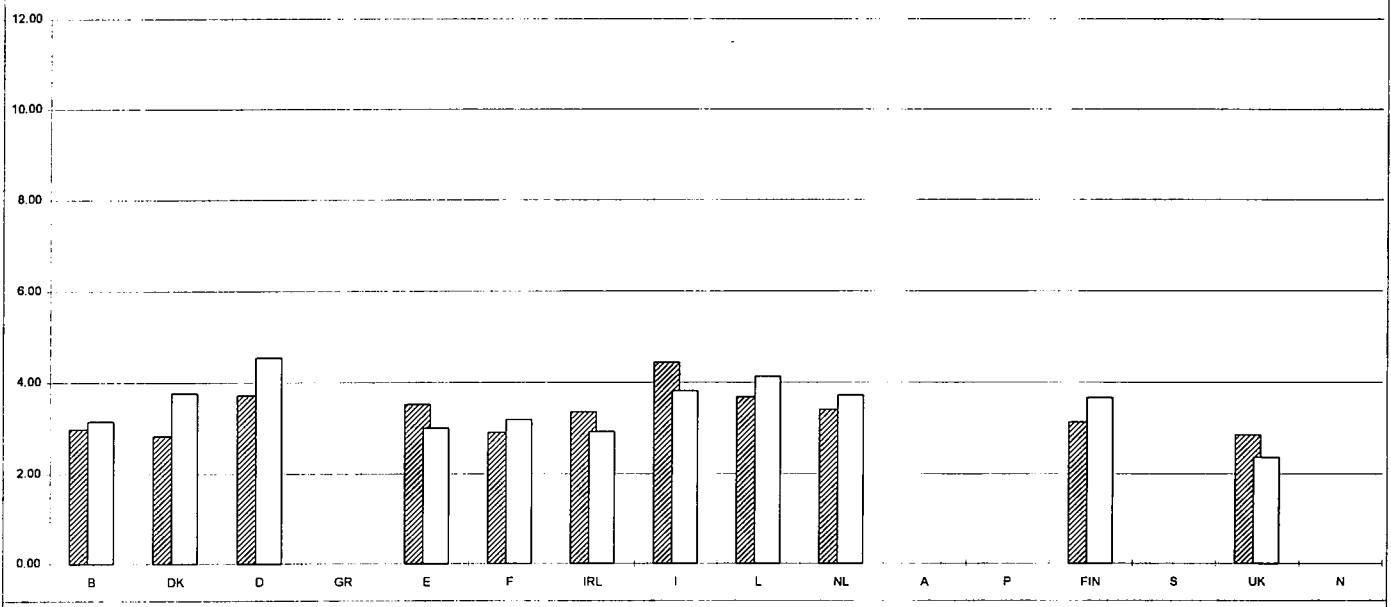
13-1 (3)



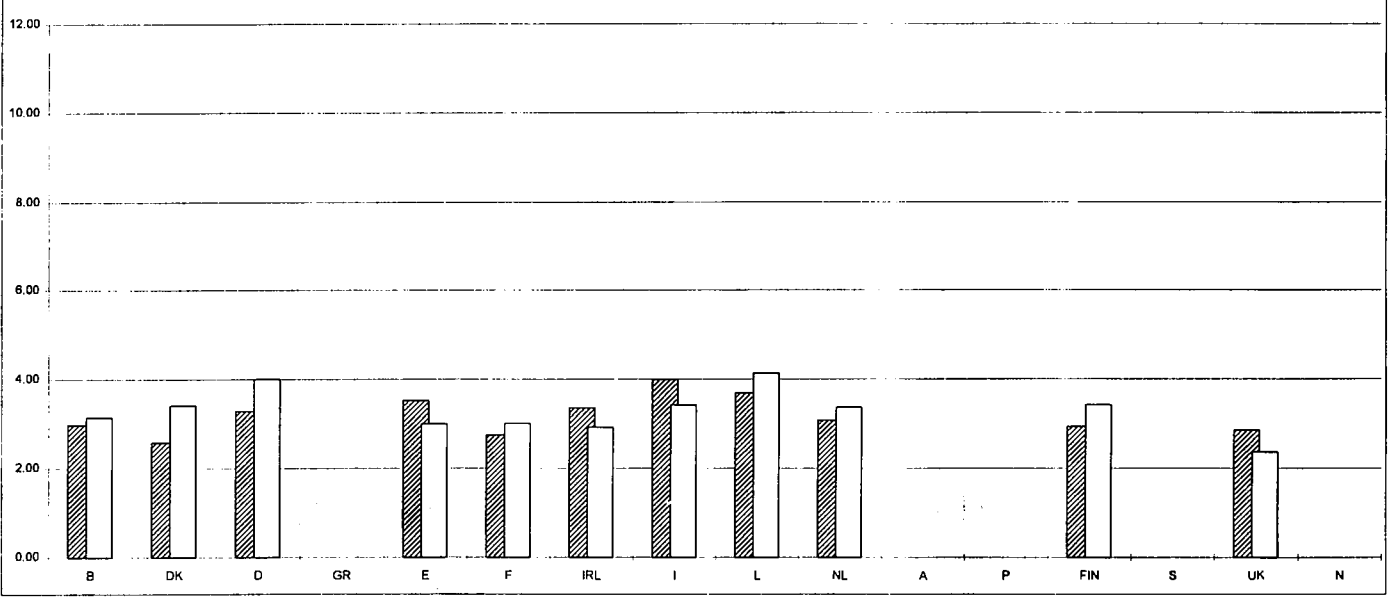
I3-2 (1)



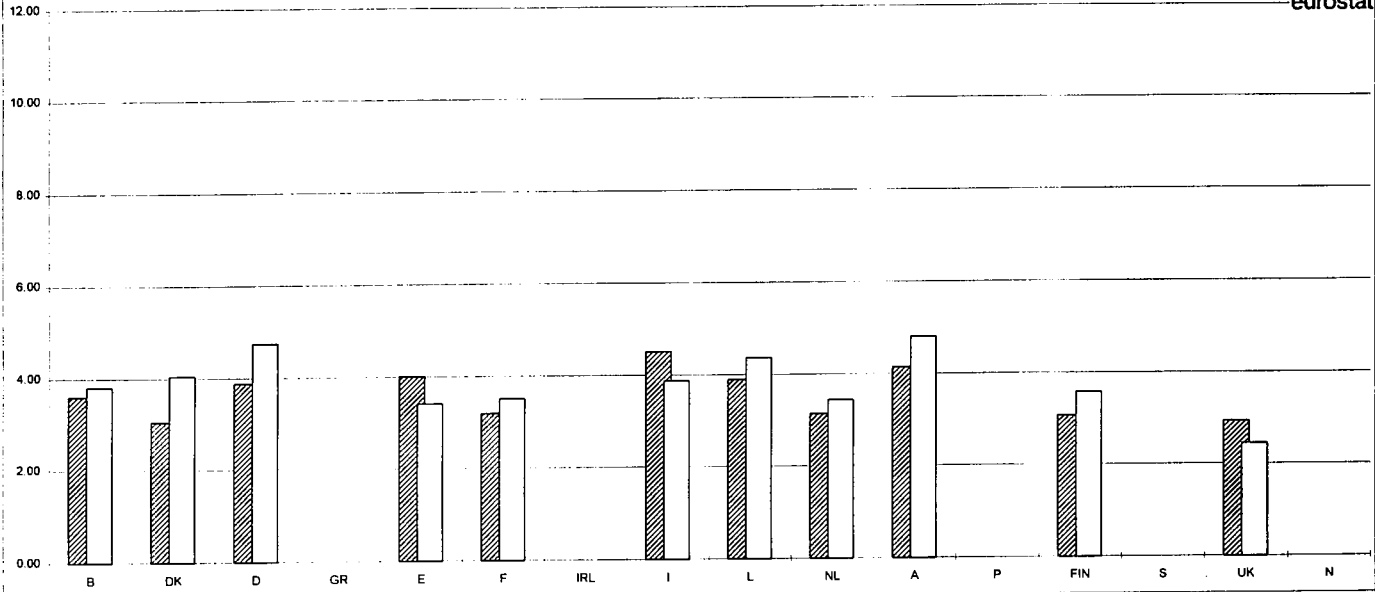
I3-2 (2)



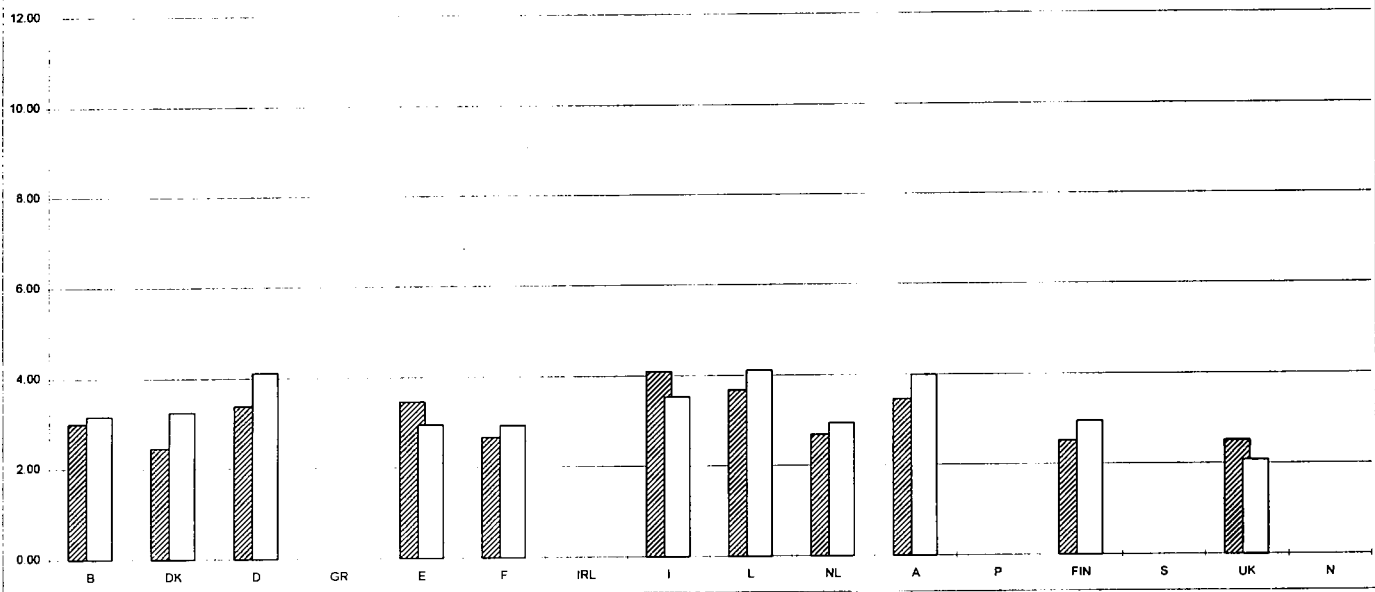
I3-2 (3)



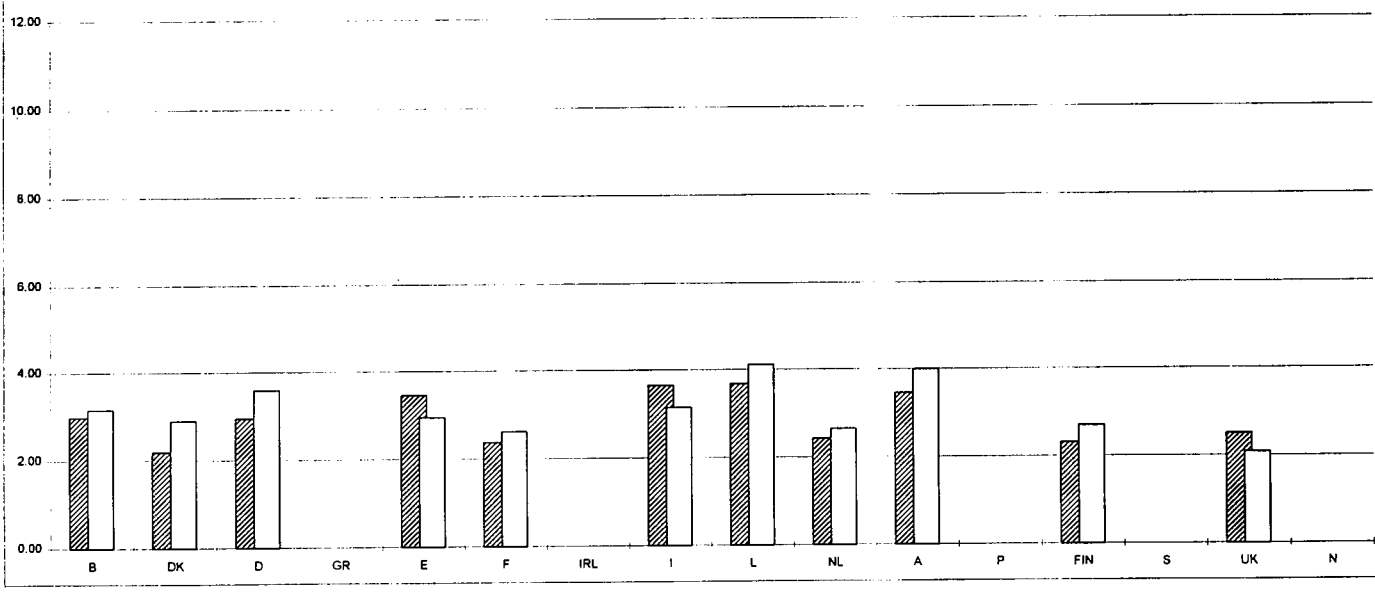
14-1 (1)



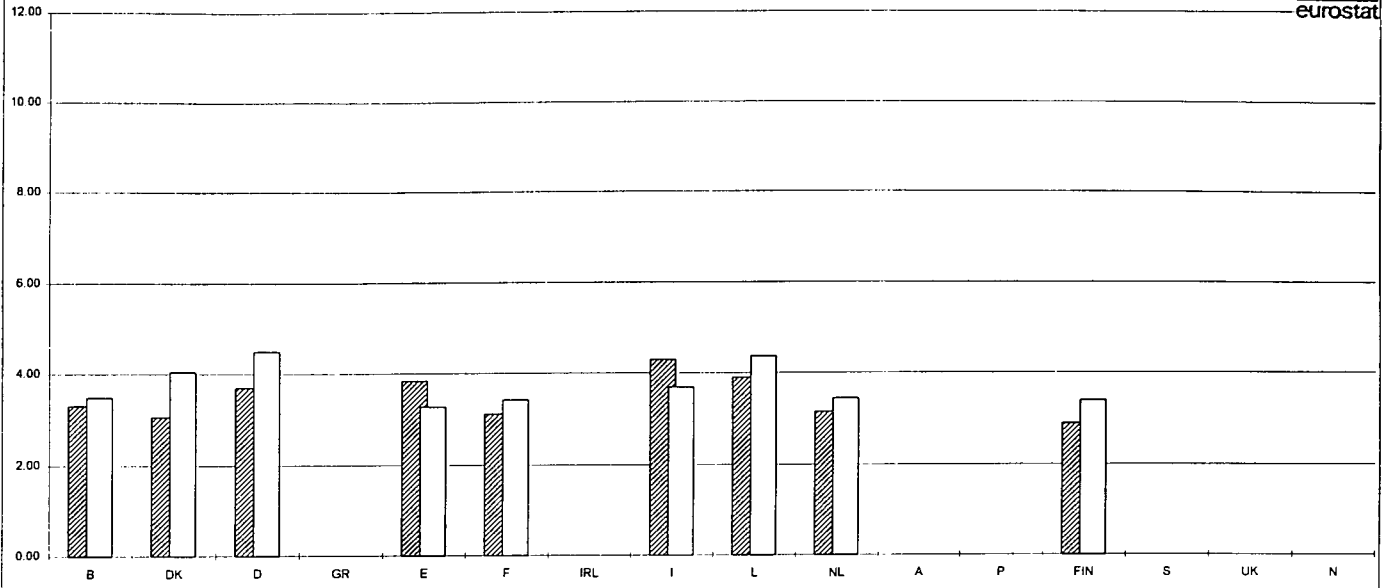
14-1 (2)



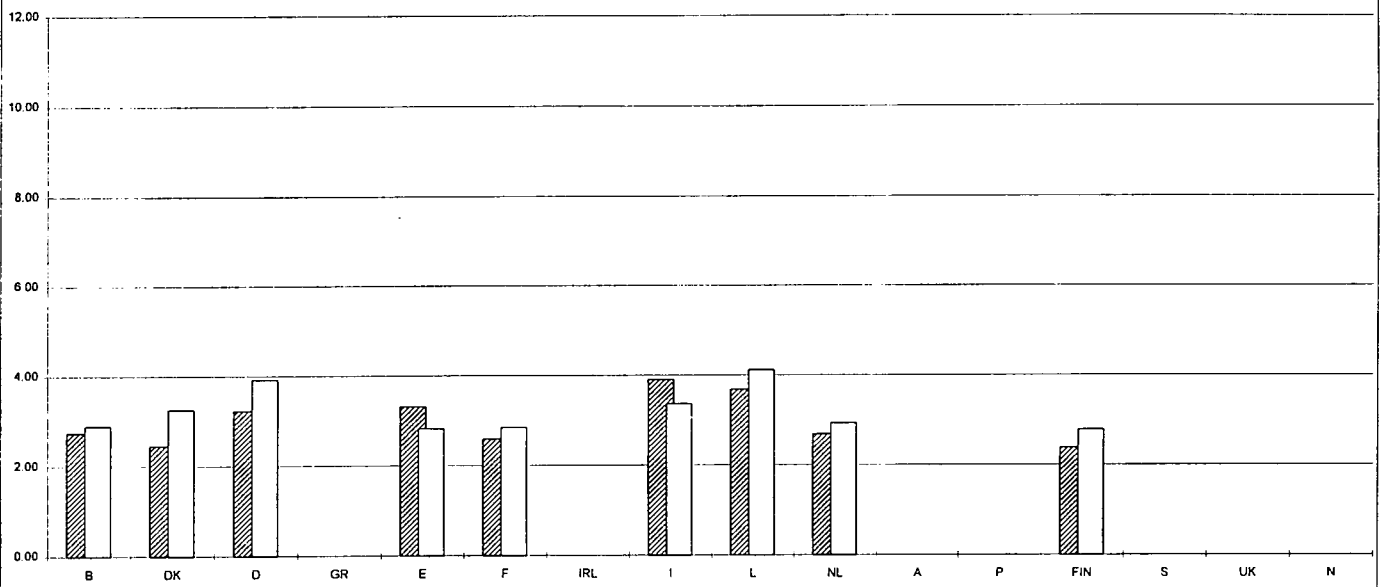
14-1 (3)



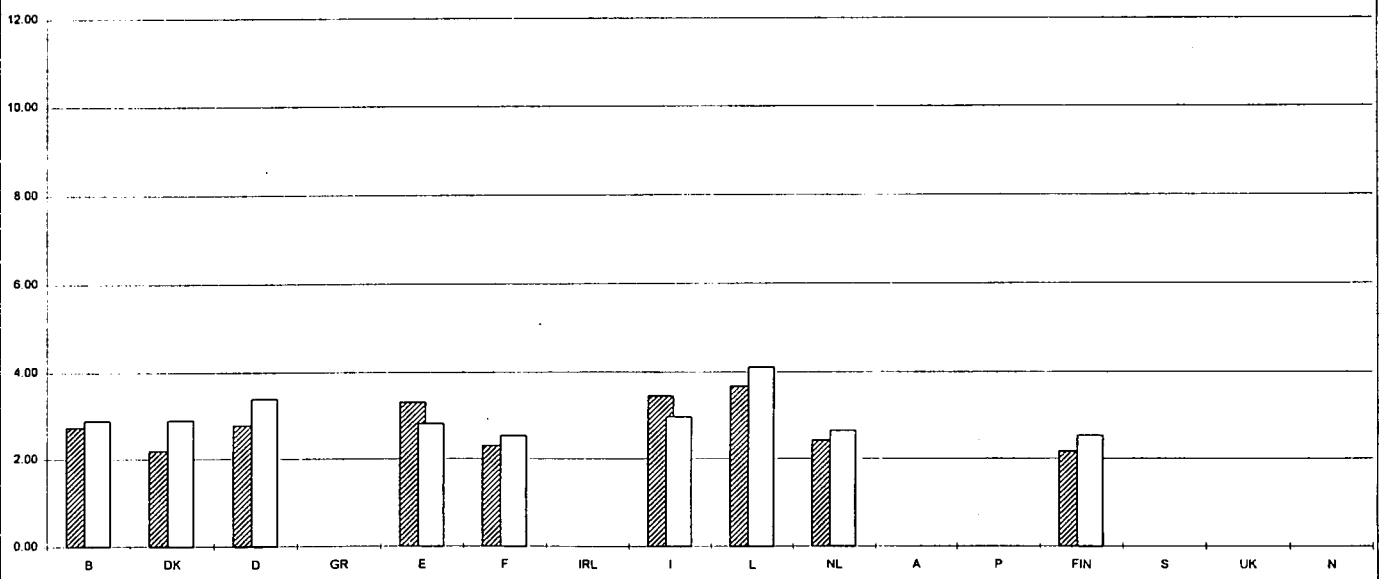
I4-2 (1)



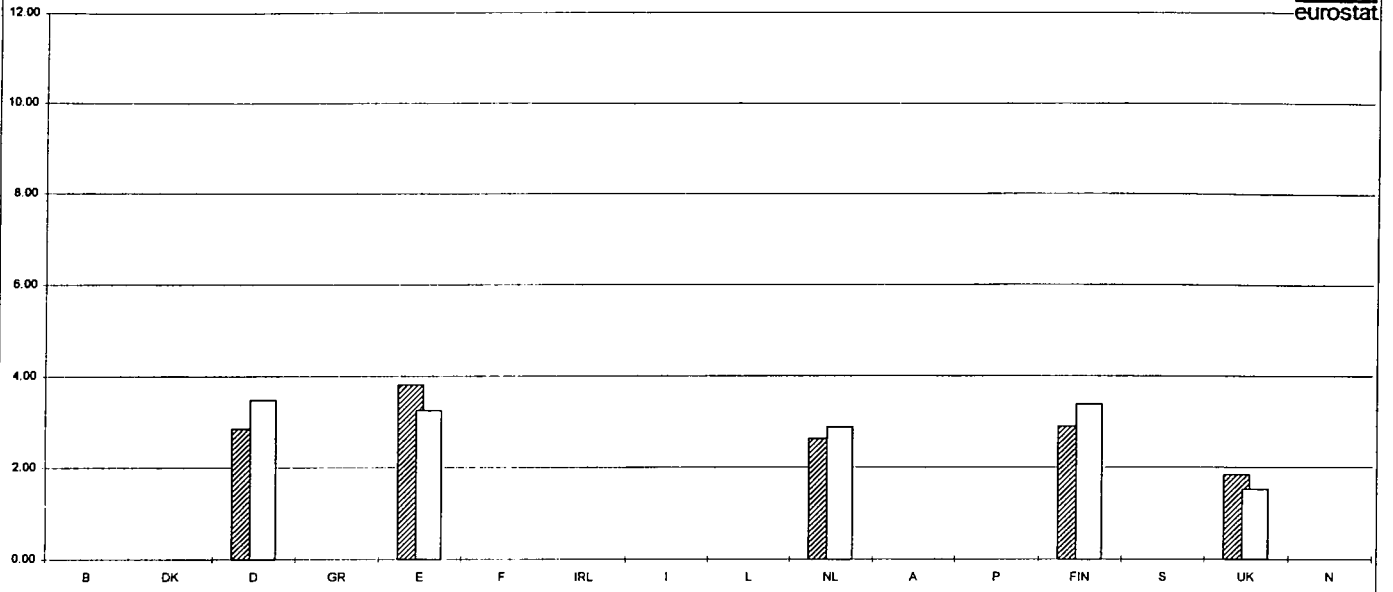
I4-2 (2)



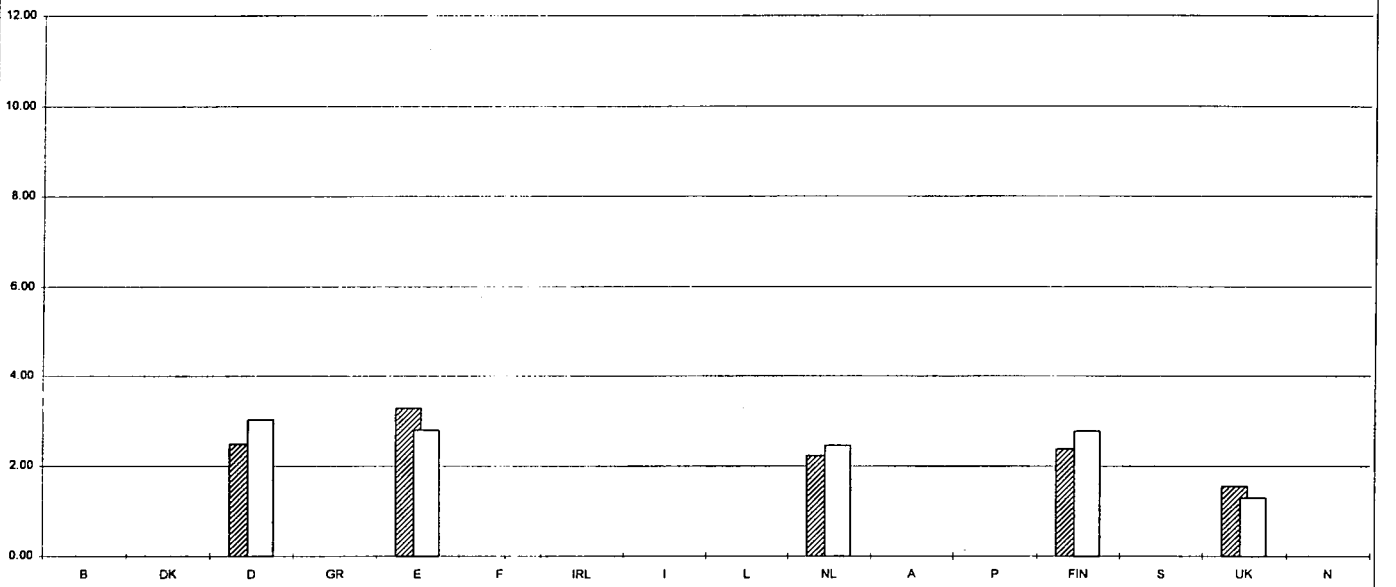
I4-2 (3)



15 (1)



15 (2)



15 (3)

