

# Consumer price index

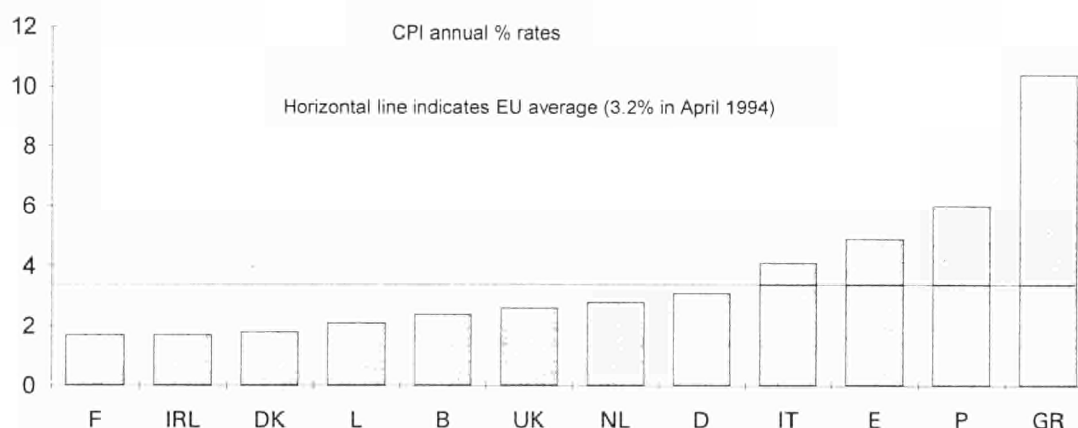
5 □ 1994 Monthly

## Prices : EU annual inflation unchanged at 3.2% in April.

The annual inflation rate for the EU - as measured by the CPI - remained unchanged from March to April at a level of 3.2%. The monthly EUR-12 index rose by 0.5% mainly due to a big increase in the index of Greece (1.5%) - resulting from sharp price rises for food, housing, health care and recreation - and in that of the UK (1.2%) caused by price rises for food, housing, motoring costs, fuel, light and leisure services. Increases were low to moderate in Luxembourg (0.1%), Belgium, Denmark, Germany and the Netherlands (all 0.2%), France and Italy (0.3%) and Spain (0.4%) and substantial in Portugal (0.6%).

At present in 8 out the 12 Member States inflation is below the EU average of 3.2%, only Italy, Spain, Portugal and Greece show higher rates. In ascending order of current inflation these rates and those a year ago are as follows:

|                | <u>Apr.'94</u><br>Apr. '93 | <u>Apr.'93</u><br>Apr. '92 |             | <u>Apr.'94</u><br>Apr. '93 | <u>Apr.'93</u><br>Apr. '92 |
|----------------|----------------------------|----------------------------|-------------|----------------------------|----------------------------|
| France         | 1.7% p                     | 2.1%                       | Netherlands | 2.8%                       | 2.4%                       |
| Ireland**      | 1.7%                       | 1.9%                       | Germany *   | 3.1%                       | 4.3%                       |
| Denmark        | 1.8% E                     | 1.1%                       | Italy       | 4.1% p                     | 4.4%                       |
| Luxembourg     | 2.1%                       | 3.8%                       | Spain       | 4.9%                       | 4.5%                       |
| Belgium        | 2.4%                       | 2.9%                       | Portugal    | 6.0%                       | 6.2%                       |
| United Kingdom | 2.6%                       | 1.3%                       | Greece      | 10.4%                      | 16.2%                      |



Inflation rates for the applicant Member States are all lower than the EU average: Finland 0.2% (2.6%), Norway 0.9% (2.6%), Sweden 1.7% (5.1%) and Austria (March) 3.1% (3.9%). The corresponding rates for some other countries are: USA 2.4% (3.2%), Japan 0.7% (0.9%), Canada (March) 0.2% (1.8%) and Switzerland 1.0% (3.8%).

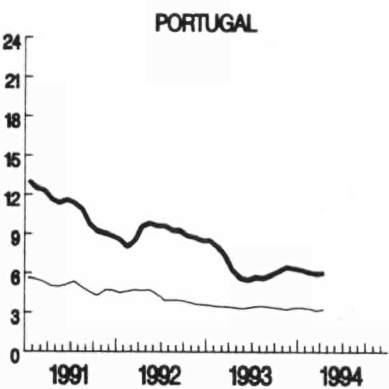
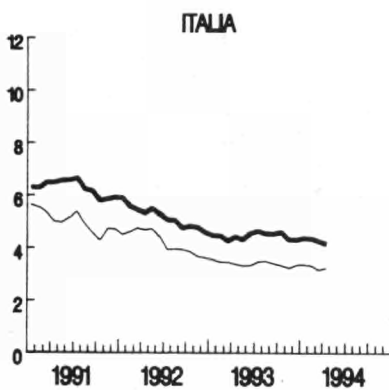
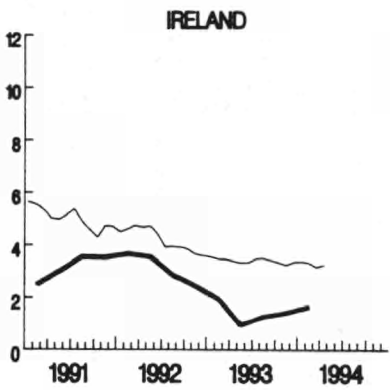
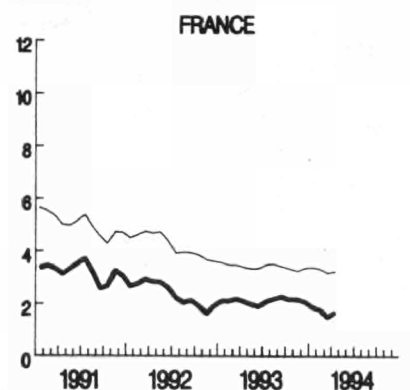
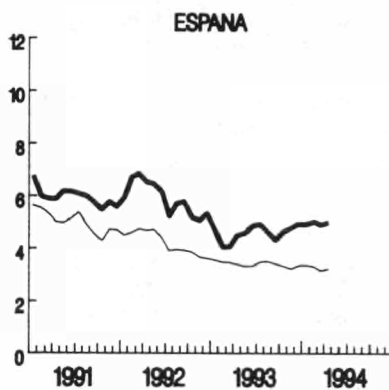
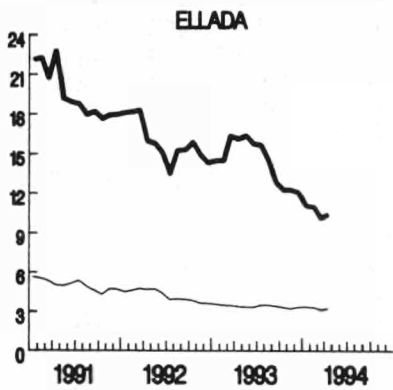
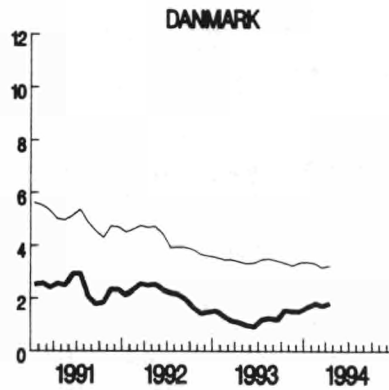
\* The CPI for the Federal Republic of Germany continues to reflect borders prior to 3 October 1990.  
 \*\* February '94/February '93 and February '93/February '92  
 p Provisional E Eurostat estimate



**VERBRAUCHERPREISE**  
**GESAMTINDEX**  
**VEARÄNDERUNG % T/T-12**

**CONSUMER PRICES**  
**GENERAL INDEX**  
**VARIATION % T/T-12**

**PRIX A LA CONSOMMATION**  
**INDICE GENERAL**  
**VARIATION % T/T-12**



— EUR 12

TABLE I

## CONSUMER PRICES

## GENERAL INDEX

|                | EUR 12                                          | B     | DK     | D     | GR    | E     | F      | IRL      | I      | L     | NL    | P     | UK    |  |
|----------------|-------------------------------------------------|-------|--------|-------|-------|-------|--------|----------|--------|-------|-------|-------|-------|--|
|                | Price indices                                   |       |        |       |       |       |        | 1985=100 |        |       |       |       |       |  |
| Annual average |                                                 |       |        |       |       |       |        |          |        |       |       |       |       |  |
| 1990           | 122.9                                           | 111.0 | 121.2  | 107.0 | 222.6 | 136.8 | 116.5  | 117.6    | 131.8  | 109.0 | 104.2 | 170.9 | 133.3 |  |
| 1991           | 129.1                                           | 114.6 | 124.1  | 110.7 | 265.9 | 145.0 | 120.2  | 121.3    | 140.2  | 112.4 | 108.4 | 189.5 | 141.1 |  |
| 1992           | 134.5                                           | 117.3 | 126.7  | 115.1 | 308.1 | 153.5 | 123.0  | 125.1    | 147.3  | 115.9 | 112.5 | 206.7 | 146.4 |  |
| 1993           | 139.1                                           | 120.6 | 128.3  | 119.8 | 352.6 | 160.6 | 125.6  | 126.9    | 153.8  | 120.1 | 114.9 | 220.0 | 148.7 |  |
| 1993           |                                                 |       |        |       |       |       |        |          |        |       |       |       |       |  |
| April          | 138.5                                           | 119.9 | 127.7  | 119.4 | 350.4 | 159.0 | 125.4  | :        | 152.5  | 119.5 | 114.3 | 217.5 | 148.6 |  |
| May            | 138.9                                           | 120.1 | 128.5  | 119.8 | 351.2 | 159.5 | 125.7  | 126.1    | 153.2  | 119.7 | 114.2 | 218.6 | 149.2 |  |
| June           | 139.1                                           | 120.1 | 128.4  | 120.0 | 355.1 | 159.9 | 125.5  | :        | 153.9  | 119.8 | 113.8 | 219.1 | 149.0 |  |
| July           | 139.2                                           | 120.9 | 128.2  | 120.2 | 348.3 | 160.5 | 125.7  | :        | 154.3  | 120.2 | 114.6 | 220.6 | 148.7 |  |
| August         | 139.6                                           | 121.4 | 128.4  | 120.2 | 349.8 | 161.5 | 125.7  | 127.3    | 154.6  | 120.6 | 115.3 | 221.5 | 149.4 |  |
| September      | 140.0                                           | 121.2 | 128.8  | 120.3 | 358.5 | 162.4 | 126.1  | :        | 154.9  | 120.7 | 116.0 | 222.2 | 150.0 |  |
| October        | 140.4                                           | 121.4 | 129.2  | 120.6 | 365.4 | 163.0 | 126.4  | :        | 155.8  | 121.1 | 116.0 | 223.5 | 149.9 |  |
| November       | 140.6                                           | 121.5 | 129.4  | 120.9 | 368.3 | 163.3 | 126.5  | 127.7    | 156.3  | 121.5 | 116.0 | 225.0 | 149.7 |  |
| December       | 140.8                                           | 121.7 | 129.1  | 121.1 | 371.9 | 164.0 | 126.4  | :        | 156.4  | 121.6 | 115.5 | 225.6 | 150.0 |  |
| 1994           |                                                 |       |        |       |       |       |        |          |        |       |       |       |       |  |
| January        | 141.3                                           | 122.2 | 129.2  | 122.2 | 369.3 | 165.6 | 126.6  | :        | 157.4  | 121.6 | 115.9 | 227.4 | 149.4 |  |
| February       | 141.8P                                          | 122.6 | 129.6  | 122.6 | 370.1 | 165.7 | 126.9  | 128.5    | 158.0P | 122.0 | 116.5 | 228.8 | 150.3 |  |
| March          | 142.2P                                          | 122.6 | 129.7  | 122.8 | 381.0 | 166.2 | 127.2  | :        | 158.3P | 121.9 | 117.3 | 229.3 | 150.7 |  |
| April          | 142.9P                                          | 122.8 | 130.0E | 123.1 | 386.8 | 166.9 | 127.6P | :        | 158.8P | 122.0 | 117.5 | 230.6 | 152.5 |  |
|                | Rates of increase over one month (IRL 3 months) |       |        |       |       |       |        | (T/T-1)  |        |       |       |       |       |  |
| 1993           |                                                 |       |        |       |       |       |        |          |        |       |       |       |       |  |
| April/March    | 0.4                                             | 0.1   | 0.1    | 0.3   | 1.3   | 0.4   | 0.1    | :        | 0.4    | 0.2   | 0.4   | 0.5   | 0.9   |  |
| May/April      | 0.3                                             | 0.2   | 0.6    | 0.3   | 0.2   | 0.3   | 0.2    | -0.2     | 0.4    | 0.2   | -0.1  | 0.5   | 0.4   |  |
| June/May       | 0.1                                             | 0.0   | -0.1   | 0.2   | 1.1   | 0.3   | -0.1   | :        | 0.5    | 0.1   | -0.1  | 0.2   | -0.1  |  |
| July/June      | 0.1                                             | 0.7   | -0.2   | 0.2   | -1.9  | 0.4   | 0.1    | :        | 0.3    | 0.4   | 0.6   | 0.7   | -0.2  |  |
| August/July    | 0.2                                             | 0.4   | 0.2    | 0.0   | 0.4   | 0.6   | 0.0    | 1.0      | 0.2    | 0.3   | 0.6   | 0.4   | 0.4   |  |
| Sept./August   | 0.3                                             | -0.2  | 0.3    | 0.1   | 2.5   | 0.6   | 0.4    | :        | 0.2    | 0.1   | 0.6   | 0.3   | 0.4   |  |
| Oct./Sept.     | 0.3                                             | 0.1   | 0.3    | 0.2   | 1.9   | 0.4   | 0.2    | :        | 0.6    | 0.3   | 0.0   | 0.6   | -0.1  |  |
| Nov./Oct.      | 0.2                                             | 0.1   | 0.2    | 0.2   | 0.8   | 0.2   | 0.1    | 0.3      | 0.3    | 0.3   | 0.0   | 0.7   | -0.1  |  |
| Dec./Nov.      | 0.1                                             | 0.2   | -0.2   | 0.2   | 1.0   | 0.5   | -0.1   | :        | 0.1    | 0.1   | -0.5  | 0.3   | 0.2   |  |
| 1994           |                                                 |       |        |       |       |       |        |          |        |       |       |       |       |  |
| Jan./Dec.      | 0.4                                             | 0.4   | 0.1    | 0.9   | -0.7  | 1.0   | 0.2    | :        | 0.6    | 0.0   | 0.4   | 0.8   | -0.4  |  |
| Feb./Jan.      | 0.4P                                            | 0.3   | 0.4    | 0.3   | 0.2   | 0.1   | 0.3    | 0.6      | 0.4P   | 0.3   | 0.5   | 0.6   | 0.6   |  |
| March/Feb.     | 0.3P                                            | 0.0   | 0.1    | 0.2   | 2.9   | 0.3   | 0.2    | :        | 0.2P   | -0.0  | 0.6   | 0.2   | 0.3   |  |
| April/March    | 0.5P                                            | 0.2   | 0.2E   | 0.2   | 1.5   | 0.4   | 0.3P   | :        | 0.3P   | 0.1   | 0.2   | 0.6   | 1.2   |  |
|                | Rates of increase over 12 months                |       |        |       |       |       |        | (T/T-12) |        |       |       |       |       |  |
| 1993/92        |                                                 |       |        |       |       |       |        |          |        |       |       |       |       |  |
| April          | 3.4                                             | 2.9   | 1.1    | 4.3   | 16.2  | 4.5   | 2.1    | :        | 4.4    | 3.8   | 2.4   | 6.2   | 1.3   |  |
| May            | 3.3                                             | 2.7   | 1.0    | 4.2   | 16.4  | 4.6   | 2.0    | 1.0      | 4.3    | 3.5   | 2.4   | 5.7   | 1.3   |  |
| June           | 3.3                                             | 2.4   | 0.9    | 4.2   | 15.8  | 4.9   | 1.9    | :        | 4.6    | 3.3   | 2.3   | 5.5   | 1.2   |  |
| July           | 3.5                                             | 2.6   | 1.2    | 4.3   | 15.7  | 4.9   | 2.1    | :        | 4.6    | 3.5   | 2.5   | 5.7   | 1.4   |  |
| August         | 3.5                                             | 3.2   | 1.2    | 4.2   | 14.6  | 4.6   | 2.2    | 1.3      | 4.5    | 3.7   | 3.0   | 5.6   | 1.7   |  |
| September      | 3.4                                             | 2.8   | 1.2    | 4.0   | 12.8  | 4.3   | 2.3    | :        | 4.5    | 3.7   | 2.8   | 5.9   | 1.8   |  |
| October        | 3.3                                             | 2.7   | 1.5    | 3.9   | 12.3  | 4.6   | 2.2    | :        | 4.6    | 3.5   | 2.8   | 6.3   | 1.4   |  |
| November       | 3.2                                             | 2.5   | 1.5    | 3.6   | 12.3  | 4.8   | 2.2    | 1.5      | 4.3    | 3.5   | 2.8   | 6.6   | 1.4   |  |
| December       | 3.4                                             | 2.7   | 1.5    | 3.7   | 12.1  | 4.9   | 2.1    | :        | 4.3    | 3.6   | 2.6   | 6.4   | 1.9   |  |
| 1994/93        |                                                 |       |        |       |       |       |        |          |        |       |       |       |       |  |
| January        | 3.4                                             | 2.4   | 1.8    | 3.5   | 11.1  | 5.0   | 1.9    | :        | 4.4    | 2.6   | 3.0   | 6.3   | 2.5   |  |
| February       | 3.3P                                            | 2.5   | 1.8    | 3.4   | 11.0  | 5.0   | 1.8    | 1.7      | 4.4P   | 2.6   | 3.0   | 6.1   | 2.4   |  |
| March          | 3.2P                                            | 2.3   | 1.7    | 3.2   | 10.2  | 5.0   | 1.5    | :        | 4.3P   | 2.3   | 2.9   | 6.0   | 2.3   |  |
| April          | 3.2P                                            | 2.4   | 1.8E   | 3.1   | 10.4  | 4.9   | 1.7P   | :        | 4.1P   | 2.1   | 2.8   | 6.0   | 2.6   |  |

TABLE II

## CONSUMER PRICES

## GENERAL INDEX

|                | U.S.A                                           | Japan  | Switzerland | Austria | Norway   | Sweden | Finland | Canada |
|----------------|-------------------------------------------------|--------|-------------|---------|----------|--------|---------|--------|
|                | Price indices                                   |        |             |         | 1985=100 |        |         |        |
| Annual average |                                                 |        |             |         |          |        |         |        |
| 1990           | 121.5                                           | 106.9  | 113.2       | 111.3   | 135.4    | 135.1  | 127.4   | 124.4  |
| 1991           | 126.6                                           | 110.4  | 119.8       | 115.0   | 140.0    | 147.8  | 132.8   | 131.4  |
| 1992           | 130.5                                           | 112.3  | 124.6       | 119.7   | 143.3    | 151.1  | 136.7   | 133.4  |
| 1993           | 134.3                                           | 113.8  | 128.7       | 124.0   | 146.5    | 158.2  | 139.7   | 135.8  |
| 1993           |                                                 |        |             |         |          |        |         |        |
| April          | 133.9                                           | 113.8  | 128.8       | 123.3   | 146.8    | 158.5  | 140.1   | 135.3  |
| May            | 134.1                                           | 113.9  | 128.9       | 123.5   | 146.8    | 158.1  | 140.2   | 135.5  |
| June           | 134.3                                           | 113.8  | 128.9       | 123.8   | 146.9    | 157.6  | 140.0   | 135.6  |
| July           | 134.3                                           | 114.1  | 128.7       | 125.2   | 146.8    | 157.3  | 139.7   | 135.9  |
| August         | 134.6                                           | 114.4  | 129.3       | 125.6   | 146.4    | 157.6  | 139.4   | 136.0  |
| September      | 134.9                                           | 114.5  | 129.2       | 124.7   | 147.1    | 159.0  | 139.7   | 136.1  |
| October        | 135.5                                           | 114.4  | 129.3       | 124.6   | 147.2    | 159.5  | 139.9   | 136.3  |
| November       | 135.6                                           | 113.8  | 129.2       | 124.7   | 147.1    | 159.5  | 139.7   | 137.0  |
| December       | 135.6                                           | 113.9  | 129.3       | 124.9   | 147.0    | 158.9  | 139.6   | 136.7  |
| 1994           |                                                 |        |             |         |          |        |         |        |
| January        | 136.0                                           | 114.0  | 129.5       | 125.8   | 146.6    | 159.4  | 139.3   | 136.7  |
| February       | 136.4                                           | 114.0  | 130.0       | 126.6   | 147.2    | 159.9  | 139.8   | 135.7  |
| March          | 136.8                                           | 114.5  | 130.0       | 127.0   | 148.0    | 160.5  | 140.1   | 135.5  |
| April          | 137.1                                           | 114.5P | 130.1       | :       | 148.1    | 161.2  | 140.3   | :      |
|                | Rates of increase over one month (IRL 3 months) |        |             |         | (T/T-1)  |        |         |        |
| 1993           |                                                 |        |             |         |          |        |         |        |
| April/March    | 0.3                                             | 0.7    | 0.3         | 0.0     | 0.2      | 0.4    | 0.4     | 0.0    |
| May/April      | 0.1                                             | 0.1    | 0.1         | 0.2     | 0.0      | -0.2   | 0.1     | 0.2    |
| June/May       | 0.1                                             | -0.1   | 0.0         | 0.2     | 0.0      | -0.3   | -0.2    | 0.1    |
| July/June      | 0.0                                             | 0.3    | -0.1        | 1.2     | -0.1     | -0.2   | -0.2    | 0.2    |
| August/July    | 0.3                                             | 0.3    | 0.5         | 0.3     | -0.2     | 0.2    | -0.2    | 0.1    |
| Sept/August    | 0.2                                             | 0.1    | -0.1        | -0.7    | 0.4      | 0.9    | 0.2     | 0.1    |
| Oct./Sept.     | 0.4                                             | -0.1   | 0.1         | -0.1    | 0.1      | 0.3    | 0.2     | 0.2    |
| Nov./Oct.      | 0.1                                             | -0.6   | -0.1        | 0.1     | -0.1     | 0.0    | -0.1    | 0.5    |
| Dec./Nov.      | 0.0                                             | 0.1    | 0.1         | 0.2     | -0.1     | -0.4   | -0.1    | -0.2   |
| 1994           |                                                 |        |             |         |          |        |         |        |
| Jan./Dec.      | 0.3                                             | 0.1    | 0.1         | 0.7     | -0.2     | 0.3    | -0.3    | 0.0    |
| Feb./Jan.      | 0.3                                             | 0.0    | 0.4         | 0.6     | 0.4      | 0.3    | 0.4     | -0.8   |
| March/Feb.     | 0.3                                             | 0.5    | 0.0         | 0.3     | 0.5      | 0.4    | 0.2     | -0.2   |
| April/March    | 0.1                                             | 0.0P   | 0.1         | :       | 0.1      | 0.4    | 0.2     | :      |
|                | Rates of increase over 12 months                |        |             |         | (T/T-12) |        |         |        |
| 1993/92        |                                                 |        |             |         |          |        |         |        |
| April          | 3.2                                             | 0.9    | 3.8         | 3.9     | 2.6      | 5.1    | 2.6     | 1.8    |
| May            | 3.2                                             | 0.9    | 3.6         | 3.7     | 2.5      | 4.8    | 2.6     | 1.8    |
| June           | 3.0                                             | 0.9    | 3.2         | 3.6     | 2.3      | 4.7    | 2.0     | 1.6    |
| July           | 2.8                                             | 1.9    | 3.4         | 3.5     | 2.2      | 4.6    | 2.1     | 1.6    |
| August         | 2.8                                             | 1.9    | 3.6         | 3.4     | 2.2      | 4.8    | 2.1     | 1.7    |
| September      | 2.7                                             | 1.5    | 3.4         | 3.4     | 2.2      | 4.2    | 1.7     | 1.9    |
| October        | 2.8                                             | 1.3    | 3.3         | 3.5     | 2.0      | 4.3    | 1.6     | 1.9    |
| November       | 2.7                                             | 0.9    | 2.3         | 3.5     | 1.9      | 4.8    | 1.4     | 1.9    |
| December       | 2.7                                             | 1.0    | 2.5         | 3.5     | 1.8      | 4.0    | 1.6     | 1.7    |
| 1994/93        |                                                 |        |             |         |          |        |         |        |
| January        | 2.5                                             | 1.2    | 2.1         | 3.1     | 1.3      | 1.7    | 0.2     | 1.3    |
| February       | 2.5                                             | 1.1    | 1.8         | 3.1     | 1.4      | 1.8    | 0.3     | 0.2    |
| March          | 2.5                                             | 1.3    | 1.3         | 3.1     | 1.0      | 1.7    | 0.4     | 0.2    |
| April          | 2.4                                             | 0.7P   | 1.0         | :       | 0.9      | 1.7    | 0.2     | :      |

# EXPLANATORY NOTES

## METHODOLOGY

The consumer price indices given here are the national indices which have different names in each country. As far as trends are concerned, the general index published by EUROSTAT always corresponds to the general index published by the country. The component items of this general index are groups of national indices aggregated according to a harmonized classification conforming to the ESA (European System of Integrated Economic Accounts). For these groups, the price trends correspond to the trends noted by the national indices for the same classification field. The field covered by the general index varies according to country; as regards the population concerned (specific income bracket, certain socio-professional categories or total households), the geographical areas used (capital, urban areas, country as a whole, etc.) or differences in treatments of expenditure on rent, health care, etc... Finally, there is no uniform method for seasonal adjustments. A fixed system is used in some countries, whereas in others a chain system is used (variable weightings). The reference years used at national level for the indices vary according to country. For ease of comparison, EUROSTAT has chosen 1985 as the common year for the presentation of these indices.

## THE CALCULATION OF THE EUR-12 INDEX

The EUR-12 index as calculated by EUROSTAT is a weighted average of national price indices. The weight used is the proportion of each country in the final consumption of households for EUR-12. The values of this consumption in national currency are converted into purchasing power standard (PPS); for this purpose the purchasing power parities of the G.D.P. are used. Up to 1987 purchasing power parities are those which result from the 1980 enquiry, from 1988 onwards they are those from the 1985 enquiry. The index calculated is a chain index of the "Laspeyres" type with weights changing each year. However, the weights are lagged by three years since the national accounts data needed become available only after three years. For example: the weights used for 1991 are those of 1988, for 1990 those of 1987. Moreover, national accounts data are often revised leading to revisions of the consumption weights. In order to avoid continuous modifications in the EUR-12 index for previous periods, EUROSTAT has decided to "freeze" the weights which are used. Thus the EUR-12 index will not be affected by revisions of the national accounts. However when Member States carry out major revisions in the price series for past years, EUR-12 data will be calculated using these new series.

**Venta y suscripciones • Salg og abonnement • Verkauf und Abonnement • Πωλήσεις και συνδρομές  
Sales and subscriptions • Vente et abonnements • Vendita e abbonamenti  
Verkoop en abonnementen • Venda e assinaturas**

**BELGIQUE / BELGIË**

**Moniteur belge / Belgisch staatsblad**  
Rue de Louvain 42 / Leuvenseweg 42  
B-1000 Bruxelles / B-1000 Brussel  
Tél. (02) 512 00 26  
Fax (02) 511 01 84

**Jean De Lannoy**

Avenue du Roi 202 / Koningslaan 202  
B-1060 Bruxelles / B-1060 Brussel  
Tél. (02) 538 51 69  
Télex 63220 UNBOOK B  
Fax (02) 538 08 41

Autres distributeurs/  
Overige verkooppunten:

**Librairie européenne/  
Europese boekhandel**

Rue de la Loi 244/Wetstraat 244  
B-1040 Bruxelles / B-1040 Brussel  
Tél. (02) 231 04 35  
Fax (02) 735 08 60

Document delivery:

**Credoc**

Rue de la Montagne 34 / Bergstraat 34  
Bte 11 / Bus 11  
B-1000 Bruxelles / B-1000 Brussel  
Tél. (02) 511 69 41  
Fax (02) 513 31 95

**DANMARK**

**J. H. Schultz Information A/S**

Herstedvang 10-12  
DK-2620 Albertslund  
Tlf. 43 63 23 00  
Fax (Sales) 43 63 19 69  
Fax (Management) 43 63 19 49

**DEUTSCHLAND**

**Bundesanzeiger Verlag**

Breite Straße 78-80  
Postfach 10 05 34  
D-50445 Köln  
Tél. (02 21) 20 29-0  
Telex ANZEIGER BONN 8 882 595  
Fax 202 92 78

**GREECE/ΕΛΛΑΔΑ**

**G.C. Eleftheroudakis SA**

International Bookstore  
Nikis Street 4  
GR-10563 Athens  
Tél. (01) 322 63 23  
Telex 219410 ELEF  
Fax 323 98 21

**ESPAÑA**

**Boletín Oficial del Estado**

Trafalgar, 27-29  
E-28071 Madrid  
Tél. (91) 538 22 95  
Fax (91) 538 23 49

**Mundi-Prensa Libros, SA**

Castelló, 37  
E-28001 Madrid  
Tél. (91) 431 33 99 (Libros)  
431 32 22 (Suscripciones)  
435 36 37 (Dirección)  
Télex 49370-MPLI-E  
Fax (91) 575 39 98

Sucursal:

**Librería Internacional AEDOS**

Consejo de Ciento, 391  
E-08009 Barcelona  
Tél. (93) 488 34 92  
Fax (93) 487 76 59

**Libreria de la Generalitat  
de Catalunya**

Rambla dels Estudis, 118 (Palau Moja)  
E-08002 Barcelona  
Tél. (93) 302 68 35  
Tél. (93) 302 64 62  
Fax (93) 302 12 99

**FRANCE**

**Journal officiel  
Service des publications  
des Communautés européennes**

26, rue Desaix  
F-75727 Paris Cedex 15  
Tél. (1) 40 58 77 01/31  
Fax (1) 40 58 77 00

**IRELAND**

**Government Supplies Agency**

4-5 Harcourt Road  
Dublin 2  
Tél. (1) 66 13 111  
Fax (1) 47 80 645

**ITALIA**

**Licosa SpA**

Via Duca di Calabria 1/1  
Casella postale 552  
I-50125 Firenze  
Tél. (055) 64 54 15  
Fax 64 12 57  
Telex 570466 LICOSA I

**GRAND-DUCHÉ DE LUXEMBOURG**

**Messageries du livre**

5, rue Raiffeisen  
L-2411 Luxembourg  
Tél. 40 10 20  
Fax 49 06 61

**NETERLAND**

**SDU Overheidsinformatie**

Externe Fondsen  
Postbus 20014  
2500 EA 's-Gravenhage  
Tél. (070) 37 89 911  
Fax (070) 34 75 778

**PORTUGAL**

**Imprensa Nacional**

Casa da Moeda, EP  
Rua D. Francisco Manuel de Melo, 5  
P-1092 Lisboa Codex  
Tél. (01) 69 34 14  
Fax (01) 69 31 66

**Distribuidora de Livros  
Bertrand, Ld.<sup>o</sup>**

**Grupo Bertrand, SA**

Rua das Terras dos Vales, 4-A  
Apartado 37  
P-2700 Amadora Codex  
Tél. (01) 49 59 050  
Telex 15798 BERDIS  
Fax 49 60 255

**UNITED KINGDOM**

**HMSO Books (Agency section)**

HMSO Publications Centre  
51 Nine Elms Lane  
London SW8 5DR  
Tél. (071) 873 9090  
Fax 873 8463  
Telex 29 71 138

**ÖSTERREICH**

**Manz'sche Verlags-  
und Universitätsbuchhandlung**

Kohlmarkt 16  
A-1014 Wien  
Tél. (1) 531 610  
Telex 112 500 BOX A  
Fax (1) 531 61-181

**SUOMI/FINLAND**

**Akateeminen Kirjakauppa**

Keskuskatu 1  
PO Box 218  
FIN-00381 Helsinki  
Tél. (0) 121 41  
Fax (0) 121 44 41

**NORGE**

**Narvesen Info Center**

Bertrand Narvesens vei 2  
PO Box 6125 Etterstad  
N-0602 Oslo 6  
Tél. (22) 57 33 00  
Telex 79668 NIC N  
Fax (22) 68 19 01

**SVERIGE**

**BTJ AB**

Traktorvgen 13  
S-22100 Lund  
Tél. (046) 18 00 00  
Fax (046) 18 01 25  
30 79 47

**SCHWEIZ / SUISSE / SVIZZERA**

**OSEC**

Stampfenbachstraße 85  
CH-8035 Zürich  
Tél. (01) 365 54 49  
Fax (01) 365 54 11

**BÄLGARIJA**

**Europress Klassica BK  
Ltd**

66, bd Vitoshka  
BG-1463 Sofia  
Tél./Fax 2 52 74 75

**ČESKÁ REPUBLIKA**

**NIS ČR**

Havelkova 22  
CZ-130 00 Praha 3  
Tél. (2) 235 84 46  
Fax (2) 235 97 88

**MAGYARORSZAG**

**Euro-Info-Service**

Európa Ház  
Margitsziget  
H-1138 Budapest  
Tél./Fax 1 111 60 61  
1 111 62 16

**POLSKA**

**Business Foundation**

ul. Krucza 38/42  
PL-00-512 Warszawa  
Tél. (22) 621 99 93, 628-28-82  
International Fax & Phone  
(0-39) 12-00-77

**ROMÂNIA**

**Euromedia**

65, Strada Dionisie Lupu  
RO-70184 Bucuresti  
Tél./Fax 0 12 96 46

**RUSSIA**

**CCEC**

9,60-letiya Oktyabrya Avenue  
117312 Moscow  
Tél./Fax (095) 135 52 27

**SLOVAKIA**

**Slovak Technical  
Library**

Nm. slobody 19  
SO-812 23 Bratislava 1  
Tél. (7) 220 452  
Fax : (7) 295 785

**CYPRUS**

**Cyprus Chamber of Commerce and  
Industry**

Chamber Building  
38 Gnyvas Dhigenis Ave  
3 Deligiorgis Street  
PO Box 1455  
Nicosia  
Tél. (2) 449500/462312  
Fax (2) 458630

**MALTA**

**Miller distributors Ltd**

PO Box 25  
Malta International Airport  
LQA 05 Malta  
Tél. 66 44 88  
Fax 67 67 99

**TÜRKIYE**

**Pres Gazete Kitap Dergi  
Pazarlama Dagitim Ticaret ve sanayi  
AŞ**

Narlibaçe Sokak N. 15  
İstanbul-Cagaloğlu  
Tél. (1) 520 92 96 - 528 55 66  
Fax 520 64 57  
Telex 23822 DSVO-TR

**ISRAEL**

**ROY International**

PO Box 13056  
41 Mishmar Hayarden Street  
Tel Aviv 61130  
Tél. 3 496 108  
Fax 3 648 60 39

**EGYPT,  
MIDDLE EAST**

**Middle East Observer**

41 Sherif St.  
Cairo  
Tél./Fax 39 39 732

**UNITED STATES OF AMERICA/  
CANADA**

**UNIPUB**

4611-F Assembly Drive  
Lanham, MD 20706-4391  
Tél. Toll Free (800) 274 4888  
Fax (301) 459 0056

**CANADA**

Subscriptions only  
Uniquement abonnements

**Renouf Publishing Co. Ltd**

1294 Algoma Road  
Ottawa, Ontario K1B 3W8  
Tél. (613) 741 43 33  
Fax (613) 741 54 39  
Telex 0534783

**AUSTRALIA**

**Hunter Publications**

58A Gipps Street  
Collingwood  
Victoria 3066  
Tél. (3) 417 5361  
Fax (3) 419 7154

**JAPAN**

**Kinokuniya Company Ltd**

17-7 Shinjuku 3-Chome  
Shinjuku-ku  
Tokyo 160-91  
Tél. (03) 3439-0121

**Journal Department**

PO Box 55 Chitose  
Tokyo 156  
Tél. (03) 3439-0124

**SOUTH-EAST ASIA**

**Legal Library Services Ltd**

STK Agency  
Robinson Road  
PO Box 1817  
Singapore 9036

**SOUTH AFRICA**

**Safto**

5th Floor, Export House  
Chr Maude & West Streets  
Sandton 2146  
Tél. (011) 883-3737  
Fax (011) 883-6569

**AUTRES PAYS  
OTHER COUNTRIES  
ANDERE LANDER**

**Office des publications officielles  
des Communautés européennes**

2, rue Mercier  
L-2985 Luxembourg  
Tél. 499 28-1  
Télex PUBOF LU 1324 b  
Fax 48 85 73/48 68 17

Price (excl. VAT) in Luxembourg: Single copy ECU 8 • Subscription ECU 73



OFICINA DE PUBLICACIONES OFICIALES DE LAS COMUNIDADES EUROPEAS  
KONTORET FOR DE EUROPÆISKE FÆLLESSKABERS OFFICIELLE PUBLIKATIONER  
AMT FÜR AMTLICHE VERÖFFENTLICHUNGEN DER EUROPÄISCHEN GEMEINSCHAFTEN  
ΥΠΗΡΕΣΙΑ ΕΠΙΣΗΜΩΝ ΕΚΔΟΣΕΩΝ ΤΩΝ ΕΥΡΩΠΑΪΚΩΝ ΚΟΙΝΟΤΗΤΩΝ  
OFFICE FOR OFFICIAL PUBLICATIONS OF THE EUROPEAN COMMUNITIES  
OFFICE DES PUBLICATIONS OFFICIELLES DES COMMUNAUTÉS EUROPÉENNES  
UFFICIO DELLE PUBBLICAZIONI UFFICIALI DELLE COMUNITÀ EUROPEE  
BUREAU VOOR OFFICIELE PUBLIKATIES DER EUROPESE GEMEENSCHAPPEN  
SERVIÇO DAS PUBLICAÇÕES OFICIAIS DAS COMUNIDADES EUROPEIAS



CA-CB-94-005-EN-C

L - 2985 Luxembourg