

Consumer price index

4 □ 1994 Monthly

Prices : EU annual inflation slightly down to 3.2% in March.

The annual inflation rate for the EU as measured by the CPI continues its slowing down at a low pace and fell from 3.3% in February to 3.2% in March; a year ago this rate was 3.5%.

In ascending order of current inflation the annual rates of the individual EU Member States for March 1994 - and those for the corresponding period a year ago - are as follows:

	<u>March '94</u> March '93	<u>March'93</u> March'92		<u>March'94</u> March'93	<u>March'93</u> March'92
France	1.5% p	2.2%	Netherlands	2.9% p	2.6%
Ireland**	1.7%	1.9%	Germany *	3.2%	4.2%
Denmark	1.7%	1.1%	Italy	4.3% p	4.3%
Belgique	2.3%	2.9%	Spain	5.0%	4.1%
Luxembourg	2.3%	3.7%	Portugal	6.0%	7.3%
United Kingdom	2.3%	1.9%	Greece	10.2%	16.4%

Inflation rates for the applicant Member States are : Finland 0.4% (2.7%), Norway 1.0% (2.5%), Sweden 1.8% (4.9%) and Austria 3.1% (3.9%); corresponding rates for major non-EU countries are: USA 2.5% (3.1%), Japan 1.1% (1.2%), Canada 0.2% (1.9%) and Switzerland 1.3% (3.7%).

The monthly EUR-12 index rose by 0.3% between February and March. Most of the Member States contributed to this good result with low to moderate increases : zero in Belgium and Luxembourg, 0.1% in Denmark, 0.2% in Germany, France, Italy and Portugal, 0.3% in Spain and the UK.

However, there was a marked increase in the index of the Netherlands (0.6%) and a sharp rise in the Greek index, which surged by 2.9%, mainly caused by the usual introduction in March of new models after the winter sales for clothing and durable goods.

* The CPI for the Federal Republic of Germany continues to reflect borders prior to 3 October 1990.
 ** February '94/February '93 and February '93/February '92
 p Provisional



OFICINA ESTADÍSTICA DE LAS COMUNIDADES EUROPEAS
DE EUROPÆISKE FÆLLESSKABERS STATISTISKE KONTOR
STATISTISCHES AMT DER EUROPÄISCHEN GEMEINSCHAFTEN
ΣΤΑΤΙΣΤΙΚΗ ΥΠΗΡΕΣΙΑ ΤΩΝ ΕΥΡΩΠΑΪΚΩΝ ΚΟΙΝΟΤΗΤΩΝ
STATISTICAL OFFICE OF THE EUROPEAN COMMUNITIES
OFFICE STATISTIQUE DES COMMUNAUTÉS EUROPÉENNES
ISTITUTO STATISTICO DELLE COMUNITÀ EUROPEE
BUREAU VOOR DE STATISTIEK DER EUROPESE GEMEENSCHAPPEN
SERVIÇO DE ESTATÍSTICA DAS COMUNIDADES EUROPEIAS

L-2920 Luxembourg — Tél. 43 01-1 — Télex COMEUR LU 3423
B-1049 Bruxelles, rue de la Loi 200 — Tél. 299 11 11

The information included in this bulletin has been taken from the Cronos databank, which is accessible via the different host companies. For all information about these host companies contact Eurostat in Luxembourg, tel. 4301-34567, fax 436404.

To obtain specifications of the principal characteristics of the series contained in this bulletin contact Luxembourg:

Mr Nijenhuis,

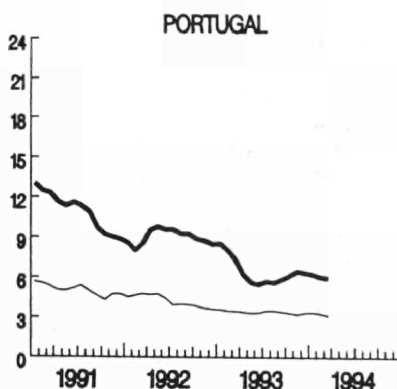
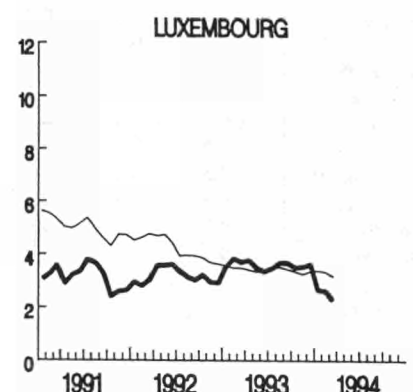
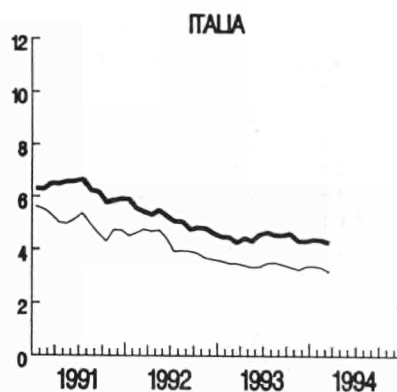
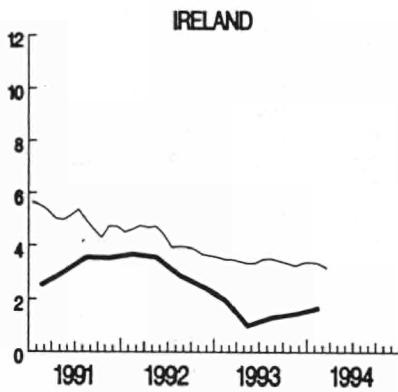
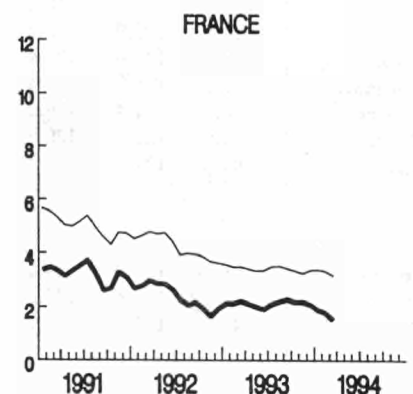
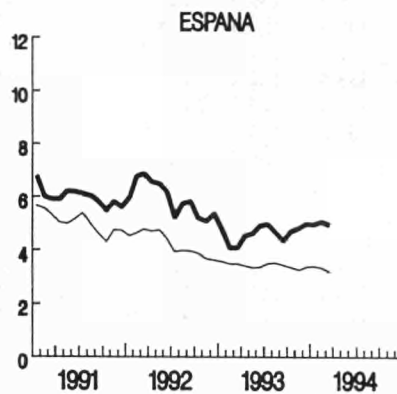
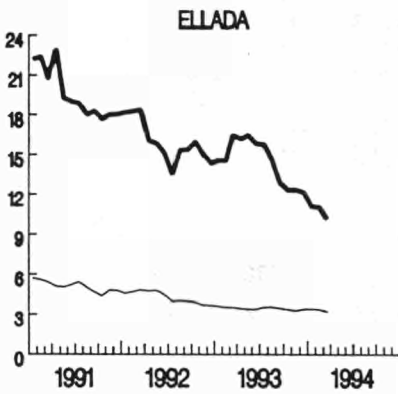
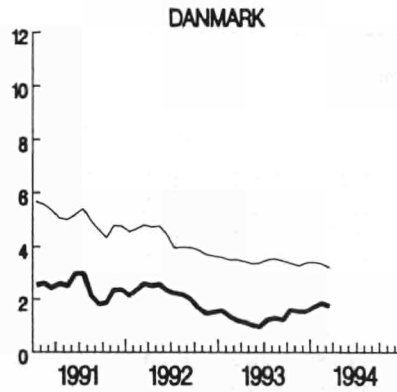
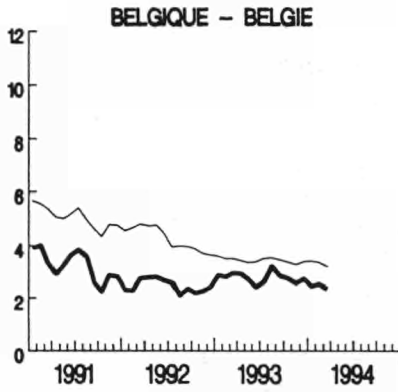
tel. 4301-33202

fax 4301-34150

VERBRAUCHERPREISE
GESAMTINDEX
 VEARENDRUNG % T/T-12

CONSUMER PRICES
GENERAL INDEX
 VARIATION % T/T-12

PRIX A LA CONSOMMATION
INDICE GENERAL
 VARIATION % T/T-12



— EUR 12

TABLE I

CONSUMER PRICES

GENERAL INDEX

	EUR 12	B	DK	D	GR	E	F	IRL	I	L	NL	P	UK
	Price indices												1985=100
Annual average													
1990	122.9	111.0	121.2	107.0	222.6	136.8	116.5	117.6	131.8	109.0	104.2	170.9	133.3
1991	129.1	114.6	124.1	110.7	265.9	145.0	120.2	121.3	140.2	112.4	108.4	189.5	141.1
1992	134.5	117.3	126.7	115.1	308.1	153.5	123.0	125.1	147.3	115.9	112.5	206.7	146.4
1993	139.1	120.6	128.3	119.8	352.6	160.6	125.6	126.9	153.8	120.1	114.9	220.0	148.7
1993													
March	137.8	119.8	127.6	119.0	345.9	158.4	125.3	:	151.8	119.2	113.9	216.4	147.3
April	138.5	119.9	127.7	119.4	350.4	159.0	125.4	:	152.5	119.5	114.3	217.5	148.6
May	138.9	120.1	128.5	119.8	351.2	159.5	125.7	126.1	153.2	119.7	114.2	218.6	149.2
June	139.1	120.1	128.4	120.0	355.1	159.9	125.5	:	153.9	119.8	113.8	219.1	149.0
July	139.2	120.9	128.2	120.2	348.3	160.5	125.7	:	154.3	120.2	114.6	220.6	148.7
August	139.6	121.4	128.4	120.2	349.8	161.5	125.7	127.3	154.6	120.6	115.3	221.5	149.4
September	140.0	121.2	128.8	120.3	358.5	162.4	126.1	:	154.9	120.7	116.0	222.2	150.0
October	140.4	121.4	129.2	120.6	365.4	163.0	126.4	:	155.8	121.1	116.0	223.5	149.9
November	140.6	121.5	129.4	120.9	368.3	163.3	126.5	127.7	156.3	121.5	116.0	225.0	149.7
December	140.8	121.7	129.1	121.1	371.9	164.0	126.4	:	156.4	121.6	115.5	225.6	150.0
1994													
January	141.3P	122.2	129.2	122.2	369.3	165.6	126.6	:	157.4P	121.6	115.9	227.4	149.4
February	141.8P	122.6	129.6	122.6	370.1	165.7	126.9	128.5	158.0P	122.0	116.5	228.8	150.3
March	142.2P	122.6	129.7	122.8	381.0	166.2	127.2P	:	158.3P	122.0	117.2P	229.3	150.7
	Rates of increase over one month (IRL 3 months)												(T/T-1)
1993													
March/Feb.	0.4	0.2	0.2	0.3	3.7	0.4	0.5	:	0.3	0.3	0.6	0.3	0.4
April/March	0.4	0.1	0.1	0.3	1.3	0.4	0.1	:	0.4	0.2	0.4	0.5	0.9
May/April	0.3	0.2	0.6	0.3	0.2	0.3	0.2	-0.2	0.4	0.2	-0.1	0.5	0.4
June/May	0.1	0.0	-0.1	0.2	1.1	0.3	-0.1	:	0.5	0.1	-0.1	0.2	-0.1
July/June	0.1	0.7	-0.2	0.2	-1.9	0.4	0.1	:	0.3	0.4	0.6	0.7	-0.2
August/July	0.2	0.4	0.2	0.0	0.4	0.6	0.0	1.0	0.2	0.3	0.6	0.4	0.4
Sept./August	0.3	-0.2	0.3	0.1	2.5	0.6	0.4	:	0.2	0.1	0.6	0.3	0.4
Oct./Sept.	0.3	0.1	0.3	0.2	1.9	0.4	0.2	:	0.6	0.3	0.0	0.6	-0.1
Nov./Oct.	0.2	0.1	0.2	0.2	0.8	0.2	0.1	0.3	0.3	0.3	0.0	0.7	-0.1
Dec./Nov.	0.1	0.2	-0.2	0.2	1.0	0.5	-0.1	:	0.1	0.1	-0.5	0.3	0.2
1994													
Jan./Dec.	0.4P	0.4	0.1	0.9	-0.7	1.0	0.2	:	0.6P	0.0	0.4	0.8	-0.4
Feb./Jan.	0.4P	0.3	0.4	0.3	0.2	0.1	0.3	0.6	0.4P	0.3	0.5	0.6	0.6
March/Feb.	0.3P	0.0	0.1	0.2	2.9	0.3	0.2P	:	0.2P	0.0	0.6P	0.2	0.3
	Rates of increase over 12 months												(T/T-12)
1993/92													
March	3.5	2.9	1.1	4.2	16.4	4.1	2.2	:	4.3	3.7	2.6	7.3	1.9
April	3.4	2.9	1.1	4.3	16.2	4.5	2.1	:	4.4	3.8	2.4	6.2	1.3
May	3.3	2.7	1.0	4.2	16.4	4.6	2.0	1.0	4.3	3.5	2.4	5.7	1.3
June	3.3	2.4	0.9	4.2	15.8	4.9	1.9	:	4.6	3.3	2.3	5.5	1.2
July	3.5	2.6	1.2	4.3	15.7	4.9	2.1	:	4.6	3.5	2.5	5.7	1.4
August	3.5	3.2	1.2	4.2	14.6	4.6	2.2	1.3	4.5	3.7	3.0	5.6	1.7
September	3.4	2.8	1.2	4.0	12.8	4.3	2.3	:	4.5	3.7	2.8	5.9	1.8
October	3.3	2.7	1.5	3.9	12.3	4.6	2.2	:	4.6	3.5	2.8	6.3	1.4
November	3.2	2.5	1.5	3.6	12.3	4.8	2.2	1.5	4.3	3.5	2.8	6.6	1.4
December	3.4	2.7	1.5	3.7	12.1	4.9	2.1	:	4.3	3.6	2.6	6.4	1.9
1994/93													
January	3.4P	2.4	1.8	3.5	11.1	5.0	1.9	:	4.4P	2.6	3.0	6.4	2.5
February	3.3P	2.5	1.8	3.4	11.0	5.0	1.8	1.7	4.4P	2.6	3.0	6.1	2.4
March	3.2P	2.3	1.7	3.2	10.2	5.0	1.5P	:	4.3P	2.3	2.9P	6.0	2.3

TABLE II

CONSUMER PRICES

GENERAL INDEX

	U.S.A	Japan	Switzerland	Austria	Norway	Sweden	Finland	Canada
	Price indices				1985=100			
Annual average								
1990	121.5	106.9	113.2	111.3	135.4	135.1	127.4	124.4
1991	126.6	110.4	119.8	115.0	140.0	147.8	132.8	131.4
1992	130.5	112.3	124.6	119.7	143.3	151.1	136.7	133.4
1993	134.3	113.8	128.7	124.0	146.5	158.2	139.7	135.8
1993								
March	133.5	113.0	128.4	123.3	146.4	157.9	139.5	135.3
April	133.9	113.8	128.8	123.3	146.8	158.5	140.1	135.3
May	134.1	113.9	128.9	123.5	146.8	158.1	140.2	135.5
June	134.3	113.8	128.9	123.8	146.9	157.6	140.0	135.6
July	134.3	114.1	128.7	125.2	146.8	157.3	139.7	135.9
August	134.6	114.4	129.3	125.6	146.4	158.2	139.4	136.0
September	134.9	114.5	129.2	124.7	147.1	159.0	139.7	136.1
October	135.5	114.4	129.3	124.6	147.2	159.5	139.9	136.3
November	135.6	113.8	129.2	124.7	147.1	159.5	139.7	137.0
December	135.6	113.9	129.3	124.9	147.0	158.9	139.6	136.7
1994								
January	136.0	114.0	129.5	125.8	146.7	159.7	139.3	136.7
February	136.4	114.0	130.0	126.6	147.2	160.2	139.8	135.7
March	136.8	114.3P	130.0	127.0	147.9	160.8	140.1	135.5
	Rates of increase over one month (IRL 3 months)				(T/T-1)			
1993								
March/Feb.	0.3	0.3	0.6	0.4	0.9	0.5	0.1	-0.1
April/March	0.3	0.7	0.3	0.0	0.2	0.4	0.4	0.0
May/April	0.1	0.1	0.1	0.2	0.0	-0.2	0.1	0.2
June/May	0.1	-0.1	0.0	0.2	0.0	-0.3	-0.2	0.1
July/June	0.0	0.3	-0.1	1.2	-0.1	-0.2	-0.2	0.2
August/July	0.3	0.3	0.5	0.3	-0.2	0.6	-0.2	0.1
Sept./August	0.2	0.1	-0.1	-0.7	0.4	0.5	0.2	0.1
Oct./Setp.	0.4	-0.1	0.1	-0.1	0.1	0.3	0.2	0.2
Nov./Oct.	0.1	-0.6	-0.1	0.1	-0.1	0.0	-0.1	0.5
Dec./Nov.	0.0	0.1	0.1	0.2	-0.1	-0.4	-0.1	-0.2
1994								
Jan./Dec.	0.3	0.1	0.1	0.7	-0.2	0.5	-0.3	0.0
Feb./Jan.	0.3	0.0	0.4	0.6	0.4	0.3	0.4	-0.8
March/Feb.	0.3	0.3P	0.0	0.3	0.5	0.4	0.2	-0.2
	Rates of increase over 12 months				(T/T-12)			
1993/92								
March	3.1	1.2	3.7	3.9	2.5	4.9	2.7	1.9
April	3.2	0.9	3.8	3.9	2.6	5.1	2.6	1.8
May	3.2	0.9	3.6	3.7	2.5	4.8	2.6	1.8
June	3.0	0.9	3.2	3.6	2.3	4.7	2.0	1.6
July	2.8	1.9	3.4	3.5	2.2	4.6	2.1	1.6
August	2.8	1.9	3.6	3.4	2.2	5.2	2.1	1.7
September	2.7	1.5	3.4	3.4	2.2	4.2	1.7	1.9
October	2.8	1.3	3.3	3.5	2.0	4.3	1.6	1.9
November	2.7	0.9	2.3	3.5	1.9	4.8	1.4	1.9
December	2.7	1.0	2.5	3.5	1.8	4.0	1.6	1.7
1994/93								
January	2.5	1.2	2.1	3.1	1.4	1.9	0.2	1.3
February	2.5	1.1	1.8	3.1	1.4	1.9	0.3	0.2
March	2.5	1.1P	1.3	3.1	1.0	1.5	0.4	0.2

EXPLANATORY NOTES

METHODOLOGY

The consumer price indices given here are the national indices which have different names in each country. As far as trends are concerned, the general index published by EUROSTAT always corresponds to the general index published by the country. The component items of this general index are groups of national indices aggregated according to a harmonized classification conforming to the ESA (European System of Integrated Economic Accounts). For these groups, the price trends correspond to the trends noted by the national indices for the same classification field. The field covered by the general index varies according to country; as regards the population concerned (specific income bracket, certain socio-professional categories or total households), the geographical areas used (capital, urban areas, country as a whole, etc.) or differences in treatments of expenditure on rent, health care, etc... Finally, there is no uniform method for seasonal adjustments. A fixed system is used in some countries, whereas in others a chain system is used (variable weightings). The reference years used at national level for the indices vary according to country. For ease of comparison, EUROSTAT has chosen 1985 as the common year for the presentation of these indices.

THE CALCULATION OF THE EUR-12 INDEX

The EUR-12 index as calculated by EUROSTAT is a weighted average of national price indices. The weight used is the proportion of each country in the final consumption of households for EUR-12. The values of this consumption in national currency are converted into purchasing power standard (PPS); for this purpose the purchasing power parities of the G.D.P. are used. Up to 1987 purchasing power parities are those which result from the 1980 enquiry, from 1988 onwards they are those from the 1985 enquiry. The index calculated is a chain index of the "Laspeyres" type with weights changing each year. However, the weights are lagged by three years since the national accounts data needed become available only after three years. For example: the weights used for 1991 are those of 1988, for 1990 those of 1987. Moreover, national accounts data are often revised leading to revisions of the consumption weights. In order to avoid continuous modifications in the EUR-12 index for previous periods, EUROSTAT has decided to "freeze" the weights which are used. Thus the EUR-12 index will not be affected by revisions of the national accounts. However when Member States carry out major revisions in the price series for past years, EUR-12 data will be calculated using these new series.

Venta y suscripciones • Salg og abonnement • Verkauf und Abonnement • Πωλήσεις και συνδρομές
Sales and subscriptions • Vente et abonnements • Vendita e abbonamenti
Verkoop en abonnementen • Venda e assinaturas

BELGIQUE / BELGIË

Moniteur belge / Belgisch Staatsblad
 Rue de Louvain 42 / Leuvenseweg 42
 B-1000 Bruxelles / B-1000 Brussel
 Tél. (02) 512 00 26
 Fax (02) 511 01 84

Autres distributeurs / Overige verkooppunten

Librairie européenne/ Europese boekhandel

Rue de la Loi 244/Wetstraat 244
 B-1040 Bruxelles / B-1040 Brussel
 Tél. (02) 231 04 35
 Fax (02) 735 08 60

Jean De Lannoy

Avenue du Roi 202 /Koningslaan 202
 B-1060 Bruxelles / B-1060 Brussel
 Tél. (02) 538 51 69
 Télex 63220 UNBOOK B
 Fax (02) 538 08 41

Document delivery:

Credoc

Rue de la Montagne 34 / Bergstraat 34
 Bte 11 / Bus 11
 B-1000 Bruxelles / B-1000 Brussel
 Tél. (02) 511 69 41
 Fax (02) 513 31 95

DANMARK

J. H. Schultz Information A/S

Herstedvang 10-12
 DK-2620 Albertslund
 Tlf. 43 63 23 00
 Fax (Sales) 43 63 19 69
 Fax (Management) 43 63 19 49

DEUTSCHLAND

Bundesanzeiger Verlag

Breite Straße 78-80
 Postfach 10 05 34
 D-50445 Köln
 Tel. (02 21) 20 29-0
 Telex ANZEIGER BONN 8 882 595
 Fax 2 02 92 78

GREECE/ΕΛΛΑΔΑ

G.C. Eleftheroudakis SA

International Bookstore
 Nikis Street 4
 GR-10563 Athens
 Tel. (01) 322 63 23
 Telex 219410 ELEF
 Fax 323 98 21

ESPAÑA

Boletín Oficial del Estado

Trafalgar, 29
 E-28071 Madrid
 Tel. (91) 538 22 95
 Fax (91) 538 23 49

Mundi-Preisa Libros, SA

Castelló, 37
 E-28001 Madrid
 Tel. (91) 431 33 99 (Libros)
 431 32 22 (Suscripciones)
 435 36 37 (Dirección)
 Télex 49370-MPLI-E
 Fax (91) 575 39 98

Sucursal:

Librería Internacional AEDOS

Consejo de Ciento, 391
 E-08009 Barcelona
 Tel. (93) 488 34 92
 Fax (93) 487 76 59

Librería de la Generalitat de Catalunya

Rambla dels Estudis, 118 (Palau Moja)
 E-08002 Barcelona
 Tel. (93) 302 68 35
 302 64 62
 Fax (93) 302 12 99

FRANCE

Journal officiel Service des publications des Communautés européennes

26, rue Desaix
 F-75727 Paris Cedex 15
 Tél. (1) 40 58 75 00
 Fax (1) 40 58 77 00

IRELAND

Government Supplies Agency

4-5 Harcourt Road
 Dublin 2
 Tel. (1) 66 13 111
 Fax (1) 47 80 645

ITALIA

Licosa SpA

Via Duca di Calabria 1/1
 Casella postale 552
 I-50125 Firenze
 Tel. (055) 64 54 15
 Fax 64 12 57
 Telex 570466 LICOSA I

GRAND-DUCHÉ DE LUXEMBOURG

Messageries du livre

5, rue Raiffeisen
 L-2411 Luxembourg
 Tél. 40 10 20
 Fax 40 10 24 01

NEDERLAND

SDU Overheidsinformatie

Externe Fondsen
 Postbus 20014
 2500 EA 's-Gravenhage
 Tel. (070) 37 89 880
 Fax (070) 34 75 778

PORTUGAL

Imprensa Nacional

Casa da Moeda, EP
 Rua D. Francisco Manuel de Melo, 5
 P-1092 Lisboa Codex
 Tel. (01) 69 34 14

Distribuidora de Livros Bertrand, Ld.ª

Grupo Bertrand, SA
 Rua das Terras dos Vales, 4-A
 Apartado 37
 P-2700 Amadora Codex
 Tel. (01) 49 59 050
 Telex 15798 BERDIS
 Fax 49 60 255

UNITED KINGDOM

HMSO Books (Agency section)

HMSO Publications Centre
 51 Nine Elms Lane
 London SW8 5DR
 Tel. (071) 873 9090
 Fax 873 8463
 Telex 29 71 138

ÖSTERREICH

Manz'sche Verlags- und Universitätsbuchhandlung

Kohlmarkt 16
 A-1014 Wien
 Tel. (0222) 531 61-0
 Telex 112 500 BOX A
 Fax (0222) 531 61-339

SUOMI/FINLAND

Akateeminen Kirjakauppa

Keskuskatu 1
 PO Box 128
 SF-00101 Helsinki
 Tel. (0) 121 41
 Fax (0) 121 44 41

NORGE

Narvesen Info Center

Bertrand Narvesens vei 2
 PO Box 6125 Etterstad
 N-0602 Oslo 6
 Tel. (22) 57 33 00
 Telex 79668 NIC N
 Fax (22) 68 19 01

SVERIGE

BTJ AB

Traktorvägen 13
 S-22100 Lund
 Tel. (046) 18 00 00
 Fax (046) 18 01 25
 30 79 47

SCHWEIZ / SUISSE / SVIZZERA

OSEC

Stampfenbachstraße 85
 CH-8035 Zürich
 Tel. (01) 365 54 49
 Fax (01) 365 54 11

ČESKÁ REPUBLIKA

NIS ČR

Havelkova 22
 130 00 Praha 3
 Tel. (2) 24 23 09 07
 Fax (2) 242 21 484

MAGYARORSZÁG

Euro-Info-Service

Club Sziget
 Margitsziget
 1138 Budapest
 Tel./Fax 1 111 60 61
 1 111 62 16

POLSKA

Business Foundation

ul. Krucza 38/42
 00-512 Warszawa
 Tel. (22) 21 99 93, 628-28-82
 International Fax&Phone
 (0-39) 12-00-77

ROMÂNIA

Euromedia

65, Strada Dionisie Lupu
 70184 Bucuresti
 Tel./Fax 0 12 96 46

BÄLGARIJA

Europress Klassica BK Ltd

66, bd Vitosha
 1463 Sofia
 Tel./Fax 2 52 74 75

RUSSIA

CCEC

9,60-letiya Oktyabrya Avenue
 117312 Moscow
 Tel./Fax (095) 135 52 27

CYPRUS

Cyprus Chamber of Commerce and Industry

Chamber Building
 38 Grivas Dhigenis Ave
 3 Deligiorgis Street
 PO Box 1455
 Nicosia
 Tel. (2) 449500/462312
 Fax (2) 458630

MALTA

Miller distributors Ltd

Scots House, M.A. Vassalli street
 PO Box 272
 Valletta
 Tel. 24 73 01/22 29 95
 Fax 23 49 14

TÜRKIYE

Pres Gazete Kitap Dergi Pazarlama Dağıtım Ticaret ve sanayi AŞ

Narlıbahçe Sokak N. 15
 Istanbul-Cağaloğlu
 Tel. (1) 520 92 96 - 528 55 66
 Fax (1) 251 91 97
 Telex 23822 DSVO-TR

ISRAEL

ROY International

PO Box 13056
 41 Mishmar Hayarden Street
 Tel Aviv 61130
 Tel. 3 648 60 39
 Fax 3 544 60 39

UNITED STATES OF AMERICA / CANADA

UNIPUB

4611-F Assembly Drive
 Lanham, MD 20706-4391
 Tel. Toll Free (800) 274 4888
 Fax (301) 459 0056

CANADA

Subscriptions only
 Uniquement abonnements

Renouf Publishing Co. Ltd

1294 Algoma Road
 Ottawa, Ontario K1B 3W8
 Tel. (613) 741 43 33
 Fax (613) 741 54 39
 Telex 0534783

AUSTRALIA

Hunter Publications

58A Gipps Street
 Collingwood
 Victoria 3066
 Tel. (3) 417 5361
 Fax (3) 419 7154

JAPAN

Kinokuniya Company Ltd

17-7 Shinjuku 3-Chome
 Shinjuku-ku
 Tokyo 160-91
 Tel. (03) 3439-0121

Journal Department

PO Box 55 Chitose
 Tokyo 156
 Tel. (03) 3439-0124

SOUTH-EAST ASIA

Legal Library Services Ltd

STK Agency
 Robinson Road
 PO Box 1817
 Singapore 9036

SOUTH AFRICA

Safto

5th Floor, Export House
 Cnr Maude & West Streets
 Sandton 2146
 Tel. (011) 883-3737
 Fax (011) 883-6569

AUTRES PAYS

OTHER COUNTRIES

ANDERE LÄNDER

Office des publications officielles des Communautés européennes

2, rue Mercier
 L-2985 Luxembourg
 Tél. 499 28-1
 Télex PUBOF LU 1324 b
 Fax 48 85 73/48 68 17

Price (excl. VAT) in Luxembourg: Single copy ECU 8 • Subscription ECU 73



OFICINA DE PUBLICACIONES OFICIALES DE LAS COMUNIDADES EUROPEAS
KONTORET FOR DE EUROPÆISKE FÆLLESSKABERS OFFICIELLE PUBLIKATIONER
AMT FÜR AMTLICHE VERÖFFENTLICHUNGEN DER EUROPÄISCHEN GEMEINSCHAFTEN
ΥΠΗΡΕΣΙΑ ΕΠΙΣΗΜΩΝ ΕΚΔΟΣΕΩΝ ΤΩΝ ΕΥΡΩΠΑΙΚΩΝ ΚΟΙΝΟΤΗΤΩΝ
OFFICE FOR OFFICIAL PUBLICATIONS OF THE EUROPEAN COMMUNITIES
OFFICE DES PUBLICATIONS OFFICIELLES DES COMMUNAUTÉS EUROPÉENNES
UFFICIO DELLE PUBBLICAZIONI UFFICIALI DELLE COMUNITÀ EUROPEE
BUREAU VOOR OFFICIELE PUBLIKATIES DER EUROPESE GEMEENSCHAPPEN
SERVIÇO DAS PUBLICAÇÕES OFICIAIS DAS COMUNIDADES EUROPEIAS



CA-CB-94-004-EN-C