

Consumer price index

12 □ 1992 Monthly

PRICES : EC annual inflation down to 3.8% in November.

The annual inflation rate for the EC as a whole went down from 4.0% in October to 3.8% in November, the lowest rate since August 1988 (3.7%).

Substantial price rises in Germany (+0.5%), Italy (+0.6%) and Greece (+0.8%) were offset largely by moderate to low increases in the other member States: Portugal 0.4%, Belgium and Luxembourg 0.3%, Denmark 0.2%, Spain and the Netherlands 0.1%. Furthermore the index for France remained unchanged, whereas that for the United Kingdom dropped by 0.1% between October and November.

The quarterly index for Ireland rose by 0.2% between mid-August and mid-November, which corresponds to an average monthly increase of less than 0.1% during the last quarter.

At present annual inflation rates are lower than a year ago (November 1991) in all EC member States, except Luxembourg. In increasing order of current inflation they are as follows:

| | <u>NOV.'92</u> | <u>NOV.'91</u> | | <u>NOV.'92</u> | <u>NOV.'91</u> |
|----------------|----------------|----------------|-------------|----------------|----------------|
| | NOV.'91 | NOV.'90 | | NOV.'91 | NOV.'90 |
| Denmark | 1.4% | 2.3% | Netherlands | 3.2% | 4.8% |
| France | 2.1% | 3.0% | Germany * | 3.7% | 4.2% |
| Belgium | 2.2% | 2.8% | Italy | 4.7% | 6.0% |
| Ireland | 2.3% | 3.6% | Spain | 5.1% | 5.8% |
| Luxembourg | 2.9% | 2.6% | Portugal | 8.6% | 9.0% |
| United Kingdom | 3.0% | 4.3% | Greece | 15.0% | 18.0% |

The corresponding rates for the United States and Japan are 3.0% (3.0%) and 0.7% (3.1%) respectively.

If the EC monthly inflation rate for December is below 0.4% (the average monthly rate over the last three months was 0.3%), the annual rate for 1992 will be held below 4.0%, compared with 4.8% in 1991.

* The CPI for the Federal Republic of Germany continues to reflect the geographic borders prior to 3 October 1990.



OFICINA ESTADÍSTICA DE LAS COMUNIDADES EUROPEAS
DE EUROPÆISKE FÆLLESSKABERS STATISTISKE KONTOR
STATISTISCHES AMT DER EUROPÄISCHEN GEMEINSCHAFTEN
ΣΤΑΤΙΣΤΙΚΗ ΥΠΗΡΕΣΙΑ ΤΩΝ ΕΥΡΩΠΑΪΚΩΝ ΚΟΙΝΟΤΗΤΩΝ
STATISTICAL OFFICE OF THE EUROPEAN COMMUNITIES
OFFICE STATISTIQUE DES COMMUNAUTÉS EUROPÉENNES
ISTITUTO STATISTICO DELLE COMUNITÀ EUROPEE
BUREAU VOOR DE STATISTIEK DER EUROPESE GEMEENSCHAPPEN
SERVIÇO DE ESTATÍSTICA DAS COMUNIDADES EUROPEIAS

L-2920 Luxembourg – Tél. 43011 – Télex : Comeur Lu 3423
B-1049 Bruxelles, bâtiment Berlaymont, rue de la Loi 200 (bureau de liaison) – Tél. 235 1111

The information included in this bulletin has been taken from the Cronos data bank, which is accessible via the different host companies. For all information about these host companies contact Eurostat in Luxembourg, tel. 4301-4567.

To obtain specifications of the principal characteristics of the series contained in this bulletin contact Luxembourg:

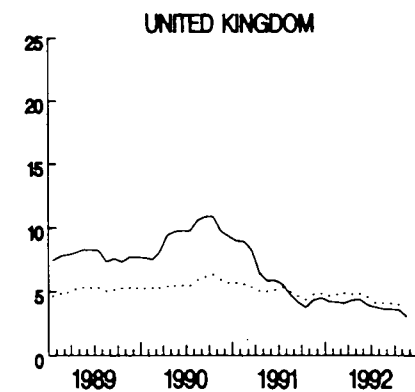
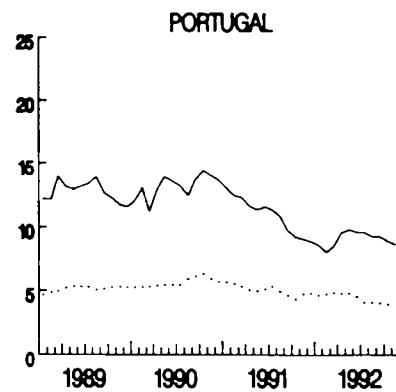
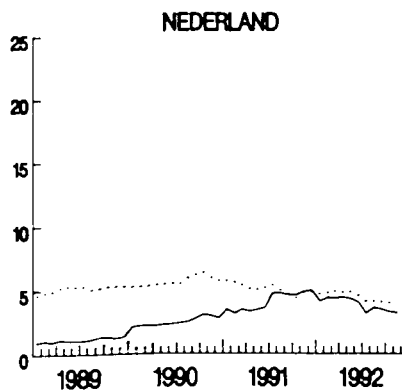
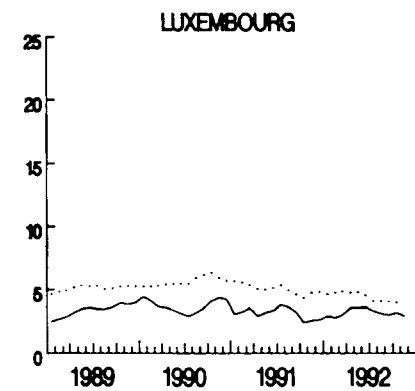
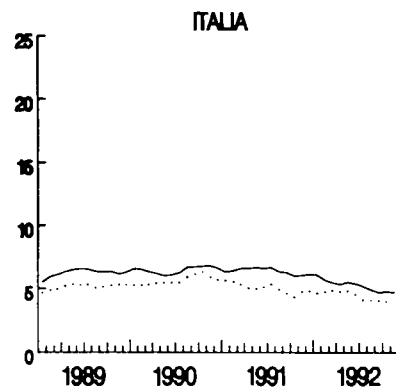
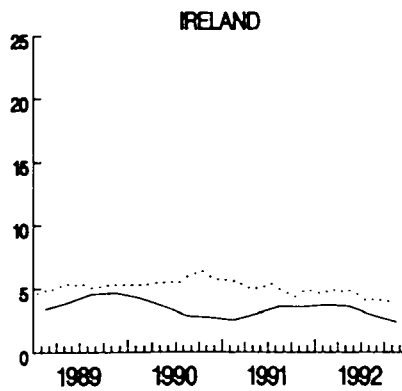
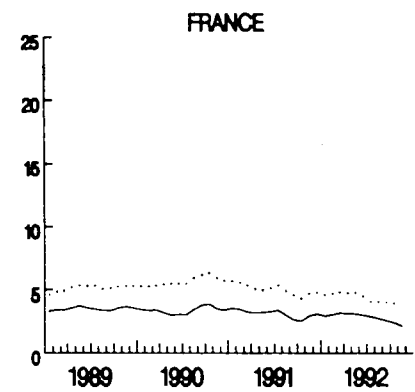
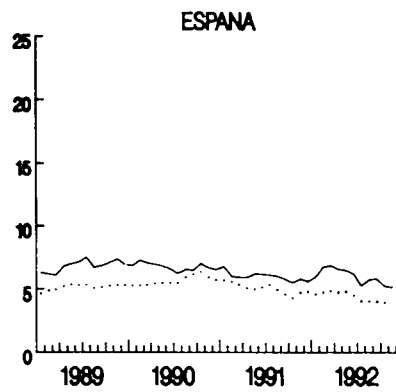
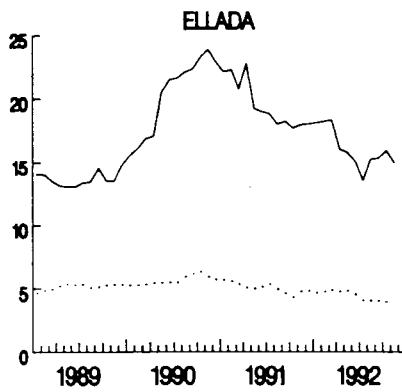
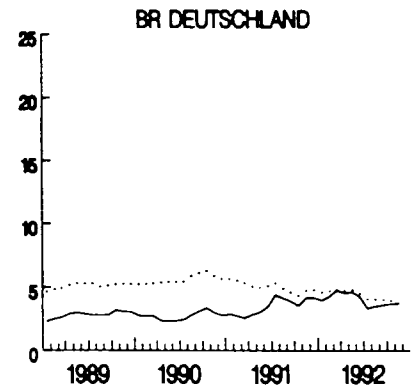
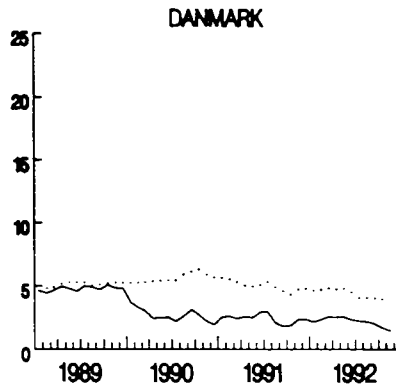
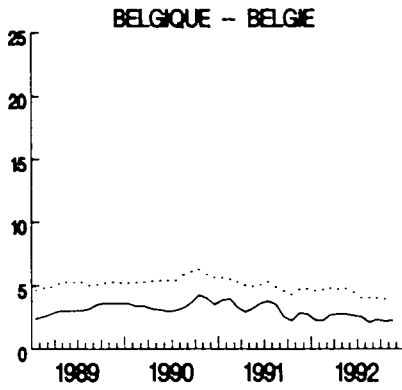
Mr Nijenhuis, tel. 4301-3202

Mr Desantis, tel. 4301-3511

VERBRAUCHERPREISE
GESAMTINDEX
VEARENDRUNG % T/T-12

CONSUMER PRICES
GENERAL INDEX
VARIATION % T/T-12

PRIX A LA CONSOMMATION
INDICE GENERAL
VARIATION % T/T-12



..... EUR 12

TABLE I

CONSUMER PRICES

GENERAL INDEX

| | EUR 12 | B | DK | D | GR | E | F | IRL | I | L | NL | P | UK | |
|----------------|---|-------|--------|-------|-------|-------|--------|----------|--------|-------|-------|-------|-------|--|
| | Price indices | | | | | | | 1985=100 | | | | | | |
| Annual average | | | | | | | | | | | | | | |
| 1988 | 110.7 | 104.1 | 112.7 | 101.4 | 162.6 | 120.0 | 108.7 | 109.4 | 116.5 | 101.7 | 100.7 | 133.9 | 113.0 | |
| 1989 | 116.3 | 107.3 | 118.1 | 104.2 | 184.9 | 128.2 | 112.7 | 113.9 | 123.8 | 105.1 | 101.7 | 151.0 | 121.8 | |
| 1990 | 122.9 | 111.0 | 121.2 | 107.0 | 222.6 | 136.8 | 116.5 | 117.6 | 131.8 | 109.0 | 104.3 | 170.9 | 133.3 | |
| 1991P | 129.0 | 114.6 | 124.1 | 110.7 | 265.9 | 145.0 | 120.0 | 121.3 | 140.2P | 112.4 | 108.4 | 189.5 | 141.1 | |
| 1991 | | | | | | | | | | | | | | |
| November | 131.4 | 115.9 | 125.7 | 112.5 | 285.2 | 148.3 | 121.5 | 122.9 | 143.3 | 114.0 | 110.7 | 194.3 | 143.3 | |
| December | 131.6 | 115.7 | 125.3 | 112.6 | 290.1 | 148.4 | 121.6 | : | 143.7 | 114.1 | 110.6 | 195.5 | 143.4 | |
| 1992 | | | | | | | | | | | | | | |
| January | 132.1 | 116.0 | 125.1 | 113.1 | 290.4 | 150.6 | 121.9 | : | 144.6 | 114.5 | 110.3 | 197.2 | 143.3 | |
| February | 132.8 | 116.4 | 125.7 | 113.8 | 291.2 | 151.6 | 122.2 | 124.0 | 145.2 | 114.5 | 110.7 | 199.7 | 144.1 | |
| March | 133.2 | 116.4 | 126.2 | 114.2 | 297.1 | 152.2 | 122.5 | : | 145.8 | 115.0 | 111.4 | 201.6 | 144.5 | |
| April | 134.0 | 116.5 | 126.4 | 114.5 | 301.6 | 152.1 | 122.8 | : | 146.2 | 115.1 | 111.9 | 204.8 | 146.7 | |
| May | 134.5 | 117.0 | 127.3 | 115.0 | 301.6 | 152.5 | 123.2 | 124.9 | 147.0 | 115.7 | 112.0 | 206.9 | 147.3 | |
| June | 134.6 | 117.3 | 127.3 | 115.2 | 306.7 | 152.5 | 123.3 | : | 147.4 | 115.9 | 111.8 | 207.7 | 147.3 | |
| July | 134.7P | 117.9 | 126.7 | 115.2 | 301.0 | 153.0 | 123.6 | : | 147.6P | 116.2 | 112.4 | 208.7 | 146.7 | |
| August | 135.0P | 117.7 | 126.8 | 115.4 | 305.2 | 154.3 | 123.7 | 125.6 | 147.7P | 116.3 | 113.3 | 209.7 | 146.8 | |
| September | 135.5P | 117.9 | 127.3 | 115.7 | 317.7 | 155.6 | 123.8 | : | 148.1P | 116.4 | 113.9 | 209.9 | 147.4 | |
| October | 136.0P | 118.1 | 127.2 | 116.1 | 325.4 | 155.7 | 124.1 | : | 149.1P | 117.0 | 114.1 | 210.5 | 147.9 | |
| November | 136.4P | 118.5 | 127.5E | 116.7 | 328.0 | 155.9 | 124.1P | 125.8 | 150.0P | 117.4 | 114.2 | 211.3 | 147.7 | |
| | Rates of increase over one month (IRL 3 months) | | | | | | | (T/T-1) | | | | | | |
| 1991 | | | | | | | | | | | | | | |
| Nov./Oct. | 0.4 | 0.3 | 0.4 | 0.4 | 1.6 | 0.2 | 0.3 | 0.6 | 0.6 | 0.6 | 0.2 | 0.5 | 0.4 | |
| Dec./Nov. | 0.1 | -0.2 | -0.3 | 0.1 | 1.7 | 0.1 | 0.1 | : | 0.3 | 0.0 | -0.1 | 0.6 | 0.1 | |
| 1992 | | | | | | | | | | | | | | |
| Jan/Dec | 0.4 | 0.3 | -0.2 | 0.4 | 0.1 | 1.5 | 0.3 | : | 0.6 | 0.4 | -0.3 | 0.9 | -0.1 | |
| Feb./Jan. | 0.5 | 0.3 | 0.5 | 0.6 | 0.3 | 0.7 | 0.3 | 0.9 | 0.5 | 0.0 | 0.4 | 1.3 | 0.5 | |
| March/Feb. | 0.4 | 0.0 | 0.4 | 0.4 | 2.0 | 0.4 | 0.3 | : | 0.4 | 0.4 | 0.6 | 1.0 | 0.3 | |
| April/March | 0.5 | 0.1 | 0.2 | 0.3 | 1.5 | -0.1 | 0.3 | : | 0.4 | 0.2 | 0.4 | 1.6 | 1.5 | |
| May/April | 0.4 | 0.4 | 0.7 | 0.4 | 0.0 | 0.3 | 0.3 | 0.7 | 0.5 | 0.5 | 0.1 | 1.0 | 0.4 | |
| June/May | 0.1 | 0.3 | 0.0 | 0.2 | 1.7 | 0.0 | 0.1 | : | 0.3 | 0.2 | -0.2 | 0.4 | 0.0 | |
| July/June | 0.1P | 0.5 | -0.4 | 0.0 | -1.9 | 0.3 | 0.3 | : | 0.2P | 0.2 | 0.5 | 0.5 | -0.4 | |
| August/July | 0.2P | -0.2 | 0.1 | 0.2 | 1.4 | 0.9 | 0.1 | 0.6 | 0.1P | 0.1 | 0.8 | 0.5 | 0.1 | |
| Sept./August | 0.4P | 0.2 | 0.4 | 0.3 | 4.1 | 0.9 | 0.1 | : | 0.3P | 0.1 | 0.5 | 0.1 | 0.4 | |
| Oct./Setp. | 0.4P | 0.2 | -0.1 | 0.3 | 2.4 | 0.1 | 0.3 | : | 0.6P | 0.5 | 0.2 | 0.3 | 0.4 | |
| Nov./Oct. | 0.2P | 0.3 | 0.2E | 0.5 | 0.8 | 0.1 | 0.0P | 0.2 | 0.6P | 0.3 | 0.1 | 0.4 | -0.1 | |
| | Rates of increase over 12 months | | | | | | | (T/T-12) | | | | | | |
| 1991/90 | | | | | | | | | | | | | | |
| November | 4.7 | 2.8 | 2.3 | 4.2 | 18.0 | 5.8 | 3.0 | 3.6 | 6.0 | 2.6 | 4.8 | 9.0 | 4.3 | |
| December | 4.8 | 2.8 | 2.3 | 4.2 | 18.0 | 5.6 | 3.1 | : | 6.1 | 2.6 | 4.9 | 8.9 | 4.5 | |
| 1992/91 | | | | | | | | | | | | | | |
| January | 4.6 | 2.3 | 2.1 | 4.0 | 18.1 | 5.9 | 2.9 | : | 6.1 | 2.9 | 4.1 | 8.6 | 4.1 | |
| February | 4.7 | 2.3 | 2.3 | 4.3 | 18.2 | 6.7 | 3.0 | 3.7 | 5.7 | 2.8 | 4.3 | 8.0 | 4.1 | |
| March | 4.8 | 2.7 | 2.6 | 4.8 | 18.3 | 6.8 | 3.2 | : | 5.4 | 3.0 | 4.3 | 8.5 | 4.0 | |
| April | 4.8 | 2.8 | 2.5 | 4.6 | 16.0 | 6.5 | 3.1 | : | 5.4 | 3.6 | 4.4 | 9.6 | 4.3 | |
| May | 4.8 | 2.8 | 2.5 | 4.6 | 15.8 | 6.5 | 3.1 | 3.6 | 5.5 | 3.6 | 4.3 | 9.8 | 4.3 | |
| June | 4.5 | 2.6 | 2.3 | 4.3 | 15.1 | 6.2 | 3.0 | : | 5.4 | 3.6 | 4.0 | 9.6 | 3.9 | |
| July | 4.1P | 2.6 | 2.2 | 3.3 | 13.6 | 5.2 | 2.9 | : | 5.2P | 3.3 | 3.1 | 9.6 | 3.7 | |
| August | 4.1P | 2.1 | 2.1 | 3.5 | 15.3 | 5.7 | 2.7 | 2.8 | 4.9P | 3.1 | 3.6 | 9.3 | 3.6 | |
| September | 4.0P | 2.3 | 2.0 | 3.6 | 15.3 | 5.8 | 2.6 | : | 4.7P | 3.0 | 3.5 | 9.3 | 3.6 | |
| October | 4.0P | 2.2 | 1.6 | 3.7 | 15.9 | 5.2 | 2.4 | : | 4.7P | 3.2 | 3.3 | 8.9 | 3.6 | |
| November | 3.8P | 2.2 | 1.4E | 3.7 | 15.0 | 5.1 | 2.1P | 2.3 | 4.7P | 2.9 | 3.2 | 8.6 | 3.0 | |

TABLE II

CONSUMER PRICES

GENERAL INDEX

| | U.S.A | Japan | Switzerland | Austria | Norway | Sweden | Finland | Canada |
|-----------------------|--|---------------|--------------|---------|-----------------|--------------|--------------|--------|
| | Price indices | | | | 1985=100 | | | |
| Annual average | | | | | | | | |
| 1988 | 110.0 | 101.4 | 104.2 | 105.1 | 124.3 | 114.9 | 112.6 | 113.1 |
| 1989 | 115.3 | 103.7 | 107.4 | 107.8 | 130.0 | 122.3 | 120.0 | 118.7 |
| 1990 | 121.5 | 106.9 | 113.2 | 111.3 | 135.4 | 135.1 | 127.3 | 124.4 |
| 1991 | 126.6 | 110.4 | 119.8 | 115.0 | 140.0 | 147.8 | 132.6 | 131.4 |
| 1991 | | | | | | | | |
| November | 128.1 | 112.0 | 122.4 | 115.9 | 141.2 | 150.4 | 133.4 | 132.2 |
| December | 128.2 | 111.4 | 122.1 | 115.7 | 141.2 | 150.1 | 134.0 | 131.6 |
| 1992 | | | | | | | | |
| January | 128.4 | 111.2 | 122.6 | 117.3 | 141.2 | 149.7 | 134.7 | 132.2 |
| February | 128.9 | 111.1 | 123.5 | 118.4 | 141.5 | 149.8 | 135.0 | 132.3 |
| March | 129.5 | 111.7 | 123.9 | 118.7 | 142.8 | 150.4 | 135.4 | 132.8 |
| April | 129.7 | 112.8 | 124.0 | 118.7 | 143.1 | 150.8 | 135.9 | 132.9 |
| May | 129.9 | 112.9 | 124.4 | 119.1 | 143.3 | 150.9 | 136.0 | 133.1 |
| June | 130.4 | 112.8 | 124.9 | 119.5 | 143.6 | 150.6 | 136.3 | 133.4 |
| July | 130.7 | 112.0 | 124.5 | 120.9 | 143.7 | 150.4 | 136.1 | 133.7 |
| August | 131.0 | 112.3 | 124.9 | 121.4 | 143.3 | 150.5 | 135.9 | 133.7 |
| September | 131.4 | 112.8 | 125.0 | 120.6 | 144.0 | 152.6 | 136.4 | 133.6 |
| October | 131.9 | 112.9 | 125.2 | 120.4 | 144.3 | 152.9 | 136.9 | 133.8 |
| November | 132.0 | 112.7P | 126.4 | : | 144.3 | 152.2 | 137.1 | : |
| | Rates of increase over one month (IRL 3 months) | | | | (T/T-1) | | | |
| 1991 | | | | | | | | |
| Nov./Oct. | 0.3 | 0.2 | 1.2 | 0.2 | 0.0 | 0.5 | 0.1 | 0.4 |
| Dec./Nov. | 0.1 | -0.5 | -0.2 | -0.2 | 0.0 | -0.2 | 0.4 | -0.5 |
| 1992 | | | | | | | | |
| Jan/Dec | 0.1 | -0.2 | 0.5 | 1.3 | 0.0 | -0.3 | 0.5 | 0.5 |
| Feb./Jan. | 0.4 | -0.1 | 0.7 | 1.0 | 0.2 | 0.0 | 0.2 | 0.1 |
| March/Feb. | 0.5 | 0.5 | 0.3 | 0.3 | 0.9 | 0.4 | 0.3 | 0.3 |
| April/March | 0.1 | 1.1 | 0.2 | 0.0 | 0.2 | 0.3 | 0.4 | 0.1 |
| May/April | 0.1 | 0.1 | 0.3 | 0.3 | 0.1 | 0.0 | 0.1 | 0.2 |
| June/May | 0.4 | -0.1 | 0.4 | 0.3 | 0.2 | -0.2 | 0.2 | 0.2 |
| July/June | 0.2 | -0.8 | -0.3 | 1.2 | 0.1 | -0.1 | -0.1 | 0.2 |
| August/July | 0.3 | 0.3 | 0.3 | 0.4 | -0.2 | 0.1 | -0.1 | 0.0 |
| Sept./August | 0.3 | 0.5 | 0.1 | -0.7 | 0.4 | 1.4 | 0.4 | -0.1 |
| Oct./Setp. | 0.4 | 0.1 | 0.1 | -0.2 | 0.2 | 0.2 | 0.4 | 0.2 |
| Nov./Oct. | 0.1 | -0.2P | 1.0 | : | 0.0 | -0.5 | 0.1 | : |
| | Rates of increase over 12 months | | | | (T/T-12) | | | |
| 1991/90 | | | | | | | | |
| November | 3.0 | 3.1 | 5.5 | 3.3 | 2.6 | 8.0 | 3.3 | 4.2 |
| December | 3.1 | 2.7 | 5.2 | 3.1 | 2.9 | 7.9 | 3.9 | 3.8 |
| January | 2.6 | 1.8 | 4.9 | 3.9 | 2.4 | 5.2 | 2.9 | 1.6 |
| February | 2.8 | 2.0 | 4.6 | 4.1 | 2.3 | 2.4 | 2.6 | 1.7 |
| March | 3.2 | 2.0 | 4.9 | 4.1 | 2.5 | 2.4 | 2.8 | 1.6 |
| April | 3.2 | 2.4 | 4.8 | 4.0 | 2.4 | 2.1 | 2.8 | 1.7 |
| May | 3.0 | 2.0 | 4.2 | 4.3 | 2.4 | 2.1 | 2.4 | 1.3 |
| June | 3.1 | 2.3 | 4.2 | 4.0 | 2.5 | 2.0 | 2.7 | 1.1 |
| July | 3.2 | 1.7 | 3.8 | 4.0 | 2.5 | 1.9 | 2.6 | 1.3 |
| August | 3.1 | 1.7 | 3.5 | 3.8 | 2.3 | 2.0 | 2.3 | 1.2 |
| September | 3.0 | 2.0 | 3.5 | 3.9 | 2.0 | 2.4 | 2.6 | 1.3 |
| October | 3.2 | 1.1 | 3.5 | 4.0 | 2.2 | 2.2 | 2.7 | 1.6 |
| November | 3.0 | 0.7P | 3.3 | : | 2.2 | 1.2 | 2.8 | : |

EXPLANATORY NOTES

METHODOLOGY

The consumer price indices given here are the national indices which have different names in each country. As far as trends are concerned, the general index published by EUROSTAT always corresponds to the general index published by the country. The component items of this general index are groups of national indices aggregated according to a harmonized classification conforming to the ESA (European System of Integrated Economic Accounts). For these groups, the price trends correspond to the trends noted by the national indices for the same classification field. The field covered by the general index varies according to country; as regards the population concerned (specific income bracket, certain socio-professional categories or total households), the geographical areas used (capital, urban areas, country as a whole, etc.) or differences in treatments of expenditure on rent, health care, etc... Finally, there is no uniform method for seasonal adjustments. A fixed system is used in some countries, whereas in others a chain system is used (variable weightings). The reference years used at national level for the indices vary according to country. For ease of comparison, EUROSTAT has chosen 1985 as the common year for the presentation of these indices.

THE CALCULATION OF THE EUR-12 INDEX

The EUR-12 index as calculated by EUROSTAT is a weighted average of national price indices. The weight used is the proportion of each country in the final consumption of households for EUR-12. The values of this consumption in national currency are converted into purchasing power standard (PPS); for this purpose the purchasing power parities of the G.D.P. are used. Up to 1987 purchasing power parities are those which result from the 1980 enquiry, from 1988 onwards they are those from the 1985 enquiry. The index calculated is a chain index of the "Laspeyres" type with weights changing each year. However, the weights are lagged by three years since the national accounts data needed become available only after three years. For example: the weights used for 1991 are those of 1988, for 1990 those of 1987. Moreover, national accounts data are often revised leading to revisions of the consumption weights. In order to avoid continuous modifications in the EUR-12 index for previous periods, EUROSTAT has decided to "freeze" the weights which are used. Thus the EUR-12 index will not be affected by revisions of the national accounts. However when Member States carry out major revisions in the price series for past years, EUR-12 data will be calculated using these new series.

Venta y suscripciones • Salg og abonnement • Verkauf und Abonnement • Πωλήσεις και συνδρομές
 Sales and subscriptions • Vente et abonnements • Vendita e abbonamenti
 Verkoop en abonnementen • Venda e assinaturas

BELGIQUE / BELGIË

Moniteur belge / Belgisch Staatsblad
 Rue de Louvain 42 / Leuvenseweg 42
 1000 Bruxelles / 1000 Brussel
 Tél. (02) 512 00 26
 Fax 511 01 84
 CCP / Postrekening 000-2005502-27

Autres distributeurs /
 Ovenge verkooppunten

**Librairie européenne/
 Europese Boekhandel**

Avenue Albert Jonnart 50 /
 Albert Jonnartlaan 50
 1200 Bruxelles / 1060 Brussel
 Tél. (02) 734 02 81
 Fax 735 08 60

Jean De Lannoy

Avenue du Roi 202 / Koningslaan 202
 1060 Bruxelles / 1060 Brussel
 Tél. (02) 538 51 69
 Télex 63220 UNBOOK B
 Fax (02) 538 08 41

CREDOC

Rue de la Montagne 34 / Bergstraat 34
 Bte 11 / Bus 11
 1000 Bruxelles / 1000 Brussel

DANMARK

J. H. Schultz Information A/S

EF-Publikationer

Ottiliavej 18
 2500 Valby
 Tlf. 36 44 22 66
 Fax 36 44 01 41
 Girokonto 6 00 08 86

BR DEUTSCHLAND

Bundesanzeiger Verlag

Breite Straße
 Postfach 10 80 06
 5000 Köln 1
 Tel. (02 21) 20 29-0
 Telex ANZEIGER BONN 8 882 595
 Fax 20 29 278

GREECE/ΕΛΛΑΔΑ

G.C. Eleftheroudakis SA

International Bookstore
 Nikis Street 4
 10563 Athens
 Tel. (01) 322 63 23
 Telex 219410 ELEF
 Fax 323 98 21

ESPAÑA

Boletín Oficial del Estado

Trafalgar, 27
 28010 Madrid
 Tel. (91) 44 82 135

Mundi-Prensa Libros, S.A.

Castelló, 37
 28001 Madrid
 Tel. (91) 431 33 99 (Libros)
 431 32 22 (Suscripciones)
 435 36 37 (Dirección)
 Télex 49370-MPLI-E
 Fax (91) 575 39 98

Sucursal:

Librería Internacional AEDOS

Consejo de Ciento, 391
 08009 Barcelona
 Tel. (93) 301 86 15
 Fax (93) 317 01 41

**Libreria de la Generalitat
 de Catalunya**

Rambla dels Estudis, 118 (Palau Moja)
 08002 Barcelona
 Tel. (93) 302 68 35
 302 64 62
 Fax (93) 302 12 99

FRANCE

**Journal officiel
 Service des publications
 des Communautés européennes**

26, rue Desaix
 75727 Paris Cedex 15
 Tél. (1) 40 58 75 00
 Fax (1) 40 58 75 74

IRELAND

Government Supplies Agency

4-5 Harcourt Road
 Dublin 2
 Tel. (1) 61 31 11
 Fax (1) 78 06 45

ITALIA

Licosa Spa

Via Duca di Calabria, 1/1
 Casella postale 552
 50125 Firenze
 Tel. (055) 64 54 15
 Fax 64 12 57
 Telex 570466 LICOSA I
 CCP 343 509

GRAND-DUCHÉ DE LUXEMBOURG

Messageries Paul Kraus

11, rue Christophe Plantin
 2339 Luxembourg
 Tél. 499 88 88
 Télex 2515
 Fax 499 88 84 44
 CCP 49242-63

NEDERLAND

SDU Overheidsinformatie

Externe Fondsen
 Postbus 20014
 2500 EA 's-Gravenhage
 Tel. (070) 37 89 911
 Fax (070) 34 75 778

PORTUGAL

Imprensa Nacional

Casa da Moeda, EP
 Rua D. Francisco Manuel de Melo, 5
 1092 Lisboa Codex
 Tel. (01) 69 34 14

**Distribuidora de Livros
 Bertrand, Ld.ª**

Grupo Bertrand, SA
 Rua das Terras dos Vales, 4-A
 Apartado 37
 2700 Amadora Codex
 Tel. (01) 49 59 050
 Telex 15798 BERDIS
 Fax 49 60 255

UNITED KINGDOM

HMSO Books (PC 16)

HMSO Publications Centre
 51 Nine Elms Lane
 London SW8 5DR
 Tel. (071) 873 2000
 Fax GP3 873 8463
 Telex 29 71 138

ÖSTERREICH

**Manz'sche Verlags-
 und Universitätsbuchhandlung**

Kohlmarkt 16
 1014 Wien
 Tel. (0222) 531 61-0
 Telex 11 25 00 BOX A
 Fax (0222) 531 61-39

SUOMI

Akateeminen Kirjakauppa

Keskuskatu 1
 PO Box 128
 00101 Helsinki
 Tel. (0) 121 41
 Fax (0) 121 44 41

NORGE

Narvesen information center

Bertrand Narvesens vei 2
 PO Box 6125 Etterstad
 0602 Oslo 6
 Tel. (2) 57 33 00
 Telex 79668 NIC N
 Fax (2) 68 19 01

SVERIGE

BTJ

Box 200
 22100 Lund
 Tel. (046) 18 00 00
 Fax (046) 18 01 25

SCHWEIZ / SUISSE / SVIZZERA

OSEC

Stampfenbachstraße 85
 8035 Zürich
 Tel. (01) 365 54 49
 Fax (01) 365 54 11

ČESKOSLOVENSKO

NIS

Havelkova 22
 13000 Praha 3
 Tel. (02) 235 84 46
 Fax 42-2-264775

MAGYARORSZÁG

Euro-info-Service

Budapest I. Kir.
 Attila út 93
 1012 Budapest
 Tel. (1) 56 82 11
 Telex (22) 4717 AGINF H-61
 Fax (1) 17 59 031

POLSKA

Business Foundation

ul. Krucza 38/42
 00-512 Warszawa
 Tel. (22) 21 99 93, 628-28-82
 International Fax&Phone
 (0-39) 12-00-77

JUGOSLAVIJA

Privredni Vjesnik

Bulevar Lenjina 171/XIV
 11070 Beograd
 Tel. (11) 123 23 40

CYPRUS

**Cyprus Chamber of Commerce and
 Industry**

Chamber Building
 38 Grivas Dhigenis Ave
 3 Deligiorgis Street
 PO Box 1455
 Nicosia
 Tel. (2) 449500/462312
 Fax (2) 458630

TÜRKIYE

**Pres Gazete Kitap Dergi
 Pazarlama Dağıtım Ticaret ve sanayi
 AŞ**

Narlıbahçe Sokak N. 15
 İstanbul-Çağaloğlu
 Tel. (1) 520 92 96 - 528 55 66
 Fax 520 64 57
 Telex 23822 DSVO-TR

CANADA

Renouf Publishing Co. Ltd

Mail orders — Head Office:
 1294 Algoma Road
 Ottawa, Ontario K1B 3W8
 Tel. (613) 741 43 33
 Fax (613) 741 54 39
 Telex 0534783

Ottawa Store:

61 Sparks Street
 Tel. (613) 238 89 85

Toronto Store:

211 Yonge Street
 Tel. (416) 363 31 71

UNITED STATES OF AMERICA

UNIPUB

4611-F Assembly Drive
 Lanham, MD 20706-4391
 Tel. Toll Free (800) 274 4888
 Fax (301) 459 0056

AUSTRALIA

Hunter Publications

58A Gipps Street
 Collingwood
 Victoria 3066

JAPAN

Kinokuniya Company Ltd

17-7 Shinjuku 3-Chome
 Shinjuku-ku
 Tokyo 160-91
 Tel. (03) 3439-0121

Journal Department

PO Box 55 Chitose
 Tokyo 156
 Tel. (03) 3439-0124

**AUTRES PAYS
 OTHER COUNTRIES
 ANDERE LÄNDER**

**Office des publications officielles
 des Communautés européennes**

2, rue Mercier
 2985 Luxembourg
 Tel. 49 92 81
 Télex PUBOF LU 1324 b
 Fax 48 85 73/48 68 17
 CC bancaire BIL 8-109/6003/700

Price (excl. VAT) in Luxembourg: Single copy ECU 6 • Subscription ECU 61



OFICINA DE PUBLICACIONES OFICIALES DE LAS COMUNIDADES EUROPEAS
KONTOR ET FOR DE EUROPÆISKE FÆLLESSKABERS OFFICIELLE PUBLIKATIONER
AMT FÜR AMTLICHE VERÖFFENTLICHUNGEN DER EUROPÄISCHEN GEMEINSCHAFTEN
ΥΠΗΡΕΣΙΑ ΕΠΙΣΗΜΩΝ ΕΚΔΟΣΕΩΝ ΤΩΝ ΕΥΡΩΠΑΙΚΩΝ ΚΟΙΝΟΤΗΤΩΝ
OFFICE FOR OFFICIAL PUBLICATIONS OF THE EUROPEAN COMMUNITIES
OFFICE DES PUBLICATIONS OFFICIELLES DES COMMUNAUTÉS EUROPÉENNES
UFFICIO DELLE PUBBLICAZIONI UFFICIALI DELLE COMUNITÀ EUROPEE
BUREAU VOOR OFFICIELE PUBLIKATIES DER EUROPESE GEMEENSCHAPPEN
SERVIÇO DAS PUBLICAÇÕES OFICIAIS DAS COMUNIDADES EUROPEIAS

ISSN 1010-2779

L - 2985 Luxembourg

Catalogue number: CA-CB-92-012-EN-C