



**LØNSTRUKTUREN INDEN FOR HANDEL,  
BANKER OG FORSIKRINGSVÆSEN I 1974**

**GEHALTS- UND LOHNSTRUKTUR IM GROSS- UND EINZEL-  
HANDEL, IM BANK- UND VERSICHERUNGSGEWERBE IN 1974**

**STRUCTURE OF EARNINGS IN WHOLESALE AND RETAIL  
DISTRIBUTION, BANKING AND INSURANCE IN 1974**

**STRUCTURE DES SALAIRES DANS LE COMMERCE,  
LES BANQUES ET LES ASSURANCES EN 1974**

**STRUTTURA DELLE RETRIBUZIONI NEL COMMERCIO,  
NELLE BANCHE E NELLE ASSICURAZIONI NEL 1974**

**LOONSTRUCTUUR IN DE SECTOREN HANDEL,  
BANKEN EN VERZEKERINGEN IN 1974**



**DE EUROPÆISKE FÆLLESSKABERS STATISTISKE KONTOR**  
**STATISTISCHES AMT DER EUROPÄISCHEN GEMEINSCHAFTEN**  
**STATISTICAL OFFICE OF THE EUROPEAN COMMUNITIES**  
**OFFICE STATISTIQUE DES COMMUNAUTÉS EUROPÉENNES**  
**ISTITUTO STATISTICO DELLE COMUNITÀ EUROPEE**  
**BUREAU VOOR DE STATISTIEK DER EUROPESE GEMEENSCHAPPEN**

Luxembourg-Kirchberg, Boîte postale 1907 — Tél. 43011 Télex: Comeur Lu 3423  
1049 Bruxelles, Bâtiment Berlaymont, Rue de la Loi 200 (Bureau de liaison) — Tél. 735 80 40

Denne publikation kan fås gennem de salgssteder, som er nævnt på omslagets tredje side i dette hæfte.

Diese Veröffentlichung ist bei den auf der dritten Umschlagseite aufgeführten Vertriebsbüros erhältlich.

This publication is obtainable from the sales offices mentioned on the inside back cover.

Pour obtenir cette publication, prière de s'adresser aux bureaux de vente dont les adresses sont indiquées à la page 3 de la couverture.

Per ottenere questa pubblicazione, si prega di rivolgersi agli uffici di vendita i cui indirizzi sono indicati nella 3<sup>a</sup> pagina della copertina.

Deze publikatie is verkrijgbaar bij de verkoopkantoren waarvan de adressen op blz. 3 van het omslag vermeld zijn.

**LØNSTRUKTUREN INDEN FOR HANDEL,  
BANKER OG FORSIKRINGSVÆSEN I 1974**

**GEHALTS- UND LOHNSTRUKTUR IM GROSS- UND EINZELHANDEL,  
IM BANK- UND VERSICHERUNGSGEWERBE IN 1974**

**STRUCTURE OF EARNINGS IN WHOLESALE AND RETAIL  
DISTRIBUTION, BANKING AND INSURANCE IN 1974**

**STRUCTURE DES SALAIRES DANS LE COMMERCE,  
LES BANQUES ET LES ASSURANCES EN 1974**

**STRUTTURA DELLE RETRIBUZIONI NEL COMMERCIO,  
NELLE BANCHE E NELLE ASSICURAZIONI NEL 1974**

**LOONSTRUCTUUR IN DE SECTOREN HANDEL,  
BANKEN EN VERZEKERINGEN IN 1974**

# 10 - Italia

**Specialserie - Sonderreihe - Special series - Série spéciale - Serie speciale - Speciale serie**

Manuscript completed in July 1978

Manuscript terminé en juillet 1978

A bibliographical slip can be found at the end of this volume  
Une fiche bibliographique figure à la fin de l'ouvrage

The data may not be reproduced without indication of the source  
La reproduction des données est subordonnée à l'indication de la source

*Printed in Belgium 1978*

Cat.: CA-NB-76-010-2A-C

### Rettelse

I alle publikationer i denne serie indeholder tabellerne A 6, som vedrører lønmodtagernes gennemsnitsalder (M) og variationskoefficienten (CV), systematisk fejlagtige oplysninger, som det er muligt at korrigere ved at erstatte M

med  $M + 2$  og CV med  $\frac{M}{M + 2} \cdot CV$ .

Eksempel: hvis  $M = 40,6$  og  $CV = 22,8$

er de korrekte oplysninger henholdsvis

for M:  $40,6 + 2 = 42,6$

og for CV:  $\frac{40,6}{40,6 + 2} \cdot 22,8 = 22,7$

### Berichtigung

In allen Veröffentlichungen dieser Reihe enthalten die Tabellen A 6 über das Durchschnittsalter der Beschäftigten (M = Mittelwert) und dessen Variationskoeffizienten (VK) systematisch fehlerhafte Daten, die durch Ersetzen von M

durch  $M + 2$  und VK durch  $\frac{M}{M + 2} \cdot VK$  berichtigt werden können.

Beispiel: wenn  $M = 40,6$  und  $VK = 22,8$

so ergeben sich folgende korrekte Daten

für M:  $40,6 + 2 = 42,6$

und für VK:  $\frac{40,6}{40,6 + 2} \cdot 22,8 = 22,7$ .

### Corrigendum

In all the publications of this series, the A/6 Tables dealing with the mean age (M) of employees and its coefficient of variation (CV) contain consistently inaccurate data which can be corrected by replacing M with  $M + 2$  and CV with

$\frac{M}{M + 2} \cdot CV$ .

Example: if  $M = 40.6$  and  $CV = 22.8$

the correct data are respectively

for M:  $40.6 + 2 = 42.6$

and for CV:  $\frac{40.6}{40.6 + 2} \cdot 22.8 = 22.7$

### Corrigendum

Dans toutes les publications de cette série, les tableaux A 6 qui concernent l'âge moyen des salariés (M) et son coefficient de variation (CV), contiennent des données systématiquement erronées qu'il est possible de rectifier en remplaçant M par  $M + 2$ , et CV par  $\frac{M}{M + 2} CV$ .

Exemple: si  $M = 40,6$  et  $CV = 22,8$ ,

les données correctes sont respectivement

pour M:  $40,6 + 2 = 42,6$

et pour CV:  $\frac{40,6}{40,6 + 2} \cdot 22,8 = 22,7$

### Errata corrige

In tutte le pubblicazioni della presente serie le tabelle A 6 concernenti l'età media dei salariati (M) e il coefficiente di variazione della stessa (CV), contengono dati sistematicamente erronei che è possibile rettificare sostituendo M con  $M + 2$  e CV con  $\frac{M}{M + 2} CV$ .

Esempio: se  $M = 40,6$  e  $CV = 22,8$

i dati corretti sono rispettivamente

per M:  $40,6 + 2 = 42,6$

e per CV:  $\frac{40,6}{40,6 + 2} \cdot 22,8 = 22,7$

### Corrigendum

In alle publikaties van deze reeks bevatten de tabellen A 6 betreffende de gemiddelde leeftijd van de werknemers (M) en de variatiecoëfficiënt hiervan (CV) stelselmatig foutieve gegevens. Deze kunnen worden gecorrigeerd door M te vervangen door  $M + 2$ , en CV door  $\frac{M}{M + 2} CV$ .

Voorbeeld: Indien  $M = 40,6$  en  $CV = 22,8$

zijn de correcte gegevens respectievelijk:

M :  $40,6 + 2 = 42,6$

CV :  $\frac{40,6}{40,6 + 2} \cdot 22,8 = 22,7$ .

## INTRODUCTION

This special series in the publications of the Statistical Office of the European Communities contains the results of the first Community survey on the structures and breakdown of earnings in wholesale and in retail trade, banking and insurance in the nine Member States.

The aims and principles, the methods and definitions on which the survey is based have been worked out at Community level in collaboration with experts representing the governments and the employers' and the trade union organizations of member countries. Full details have been published in the first volume of the series which serves as a reference for the methodology employed in all the other volumes, published one for each country. Each book prints, successively for wholesale trade, for retail trade, for banks, and for insurance, five series of computer-produced tables of which three provide general results (A, B, C) and two provide detailed results (D, E). For technical reasons, it has been possible to prepare the tables and their adjacent text only in one bilingual version (English/French), but translations of the table headings into German, Italian, Dutch and Danish are to be found in Annex 3 of Volume 1 of the series.

Some tables involve a very fine breakdown of the data, and a corresponding reduction in the sample size per cell, which could impair the trustworthiness of the results. To mitigate the problem standard error has been calculated, and has been used to screen for publication all the means (earnings, age, length of service etc.) and the corresponding coefficient of variation. The figures with a standard error of 10 % or greater have not been published, but flagged with the symbol #; the figures for which the standard error is less than 5 % have been published as they are.

The present volume contains the data for Italy where the fieldwork was carried out through the good offices of the Department of Employment in collaboration with the National Statistical Institute who were responsible in particular for checking of the data about individual persons, the coding of the

Cette série spéciale dans les publications de l'Office statistique des Communautés européennes contient les résultats de la première enquête communautaire sur la structure et la répartition des salaires dans le commerce de gros et de détail, les banques et les assurances dans les neuf Etats membres.

Les objectifs, les principes, les méthodes et les définitions à la base de l'enquête ont été précisés au niveau communautaire en collaboration avec les experts représentant les gouvernements et les organisations patronales et syndicales des différents pays. Tous ces éléments ont été décrits dans le premier volume de la série qui a valeur de référence méthodologique pour tous les autres volumes publiés à raison d'un par pays. Chacun de ces volumes comprend, successivement pour le commerce de gros et de détail, les banques et les assurances, cinq séries de tableaux mécanographiques dont trois concernent les résultats généraux (A, B, C) et deux les résultats détaillés (D, E). Pour des raisons de caractère technique, les tableaux et les textes liminaires n'ont pu être établis qu'en version bilingue (anglais/français). Toutefois, les lecteurs d'expression allemande, italienne, néerlandaise ou danoise trouveront la traduction dans leur langue respective des intitulés des tableaux à l'annexe 3 du volume 1 de cette même série.

Certains tableaux comportant une ventilation très poussée, la fiabilité des résultats risquait d'être fortement altérée au-delà d'un certain seuil de fractionnement de l'échantillon de salariés enquêtés. Pour pallier ce risque, un programme de calcul d'erreur a été prévu pour la publication de toutes les valeurs moyennes (rémunération, âge, ancienneté, etc.) et des coefficients de variation correspondants. Les valeurs pouvant être affectées par une erreur supérieure ou égale à 10 % n'ont pas été publiées et ont été remplacées par un point; celles pour lesquelles la probabilité de l'erreur était supérieure ou égale à 5 % et inférieure à 10 % ont été publiées avec le signe #; les valeurs dont l'erreur probable était inférieure à 5 % ont été publiées telles quelles.

Le présent volume concerne l'Italie où l'enquête sur le terrain a été réalisée par les soins du Ministère du Travail en collaboration avec l'Institut national de statistique qui s'est notamment chargé du contrôle des données individuelles, de leur codification et de leur transmission à l'Office statistique des Commu-

data, and its transmission to the Statistical Office of the European Communities, which arranged for the processing to derive the summary data for all Member States of the Community.

The monthly earnings refer to the month of October 1974 and the annual earnings to the year 1974; they are always expressed in Italian Lire.

The analysis of the survey has been carried out by Mr Gérard Aubrée, Administrator in the Division "Wages and Incomes" of the Direction "Demographic and Social Statistics"; the computer processing has been organized by Mr Michel Soubies, Analyst, and Mr Claude Weber, Programmer, in the Division "Automatic Data Processing" of the Direction "Statistical Methods and Processing of Data".

nautés euroéennes, ce dernier ayant assuré l'exploitation des résultats au niveau communautaire.

Les rémunérations mensuelles se réfèrent au mois d'octobre 1974 et les rémunérations annuelles à l'année 1974; elles sont toujours exprimées en Lires italiennes.

L'exploitation de l'enquête a été menée par M. Gérard Aubrée, administrateur à la division « Salaires et revenus » de la Direction des statistiques démographiques et sociales; le traitement informatique a été assuré par M. Michel Soubies, analyste, et M. Claude Weber, programmeur, à la division « Informatique » de la Direction de la méthodologie statistique et du traitement de l'information.



## Symbols and abbreviations

Data non-existent or not collected
Data not published, or confidential, or relating to an undersize sample (less than 10 employees), or for which the standard error of the estimate of the mean equals or exceeds 10%
Data for which the standard error of the estimate of the mean lies between 5% and 10%
Data not declared
Less than (less than or equal to)
Greater than (greater than or equal to)
Mean (1)
Coefficient of variation
Quantile of order $\alpha$ ( $\alpha = 0.10; 0.25; 0.50; 0.75; 0.90$ )
Qualification groups
Wholesale and retail distribution
Top management personnel
Management personnel and senior executives
Executives and management staff
Highly skilled junior personnel
Skilled junior personnel
Unskilled junior personnel
Banking
Directors, top management
Senior executives
Executives (junior management)
Highly qualified clerical staff
Qualified clerical staff
Other employees
Insurance
Managers and senior management executives
Middle management executives
Junior executives and personnel with equivalent qualification
Highly skilled employees
Skilled employees
Other employees

(1) The averages are given in the units, and, where appropriate, in fractions of these units which are commonly used i.e.:

- in units of national currency for earnings (Deutsche Mark for FR of Germany, francs for France, Belgium and Luxembourg, gulden for the Netherlands, lire for Italy, pounds for the United Kingdom and Ireland, and kroner for Denmark),
- in years for age and length of service,
- in hours for the length of the working week.

## Signes et abréviations

—	Donnée inexistante ou non relevée
.	Donnée non publiée, couverte par le secret statistique ou concernant un échantillon trop faible (inférieur à 10 salariés) ou pour laquelle l'erreur-type de l'estimation de la moyenne est supérieure ou égale à 10 %
#	Donnée pour laquelle l'erreur-type de l'estimation de la moyenne est inférieure à 10 % et supérieure ou égale à 5 %
*	Donnée non déclarée
< (= <)	Inférieur à (inférieur ou égal à)
> (> =)	Supérieur à (supérieur ou égal à)
M	Moyenne (1)
CV	Coefficient de variation
Q ( $\alpha$ )	Quantile d'ordre $\alpha$ ( $\alpha = 0,10; 0,25; 0,50; 0,75; 0,90$ )
	Groupes de qualification
	Commerce de gros et de détail
1A	Personnel supérieur de direction
1B	Personnel de direction et cadres supérieurs
2	Personnel d'exécution et d'encadrement
3	Personnel subalterne très qualifié
4	Personnel subalterne qualifié
5	Personnel subalterne non qualifié
	Banques
1	Personnel supérieur de direction
2	Cadres supérieurs
3	Personnel de conception (cadres inférieurs)
4	Personnel d'exécution très qualifié
5	Personnel d'exécution qualifié
6	Autres agents
	Assurances
I	Dirigeants et cadres supérieurs de direction
II	Cadres intermédiaires
III	Agents d'encadrement et assimilés
IV	Travailleurs très qualifiés
V	Travailleurs qualifiés
VI	Autres travailleurs

(1) Les moyennes sont données en unités usuelles et, s'il y a lieu, en fractions d'unités, c'est-à-dire:

- en unités monétaires nationales pour les rémunérations (Deutsche Mark pour la RF d'Allemagne, franc pour la France, la Belgique et le Luxembourg, florin pour les Pays-Bas, lire pour l'Italie, livre pour le Royaume-Uni et l'Irlande, et couronne pour le Danemark),
- en années pour l'âge et l'ancienneté de service,
- en heures pour l'horaire de travail.

## List of tables (1)

## Liste des tableaux (1)

	Page			
	Distribution Commerce	Banking Banques	Insurance Assurances	
PRELIMINARY TABLE	9	9	9	TABLEAU PRÉLIMINAIRE
Distribution of employees with earnings higher than ..... according to activity, sex and qualification				Distribution par activité, sexe et qualification des salariés, dont la rémunération est supérieure à .....
SERIES A				SÉRIE A
Distribution of employees according to activity, sex,				Distribution des salariés selon l'activité, le sexe,
A1 <i>qualification,</i>	12	328	404	A1 <i>la qualification,</i>
A2 <i>size of enterprise,</i>	18	330	406	A2 <i>la taille de l'entreprise,</i>
A3 <i>age,</i>	24	332	408	A3 <i>l'âge,</i>
A4 <i>length of service in enterprise,</i>	30	334	410	A4 <i>l'ancienneté dans l'entreprise,</i>
A5 <i>system of payment,</i>	32	334	410	A5 <i>le système de rémunération,</i>
and type of employment				et le régime de travail
Mean and coefficient of variation of				Moyenne et coefficient de variation de
A6 <i>age,</i>	34	336	412	A6 <i>l'âge,</i>
A7 <i>length of service in enterprise,</i>	40	338	414	A7 <i>l'ancienneté dans l'entreprise,</i>
according to activity, sex, qualification and type of employment				selon l'activité, le sexe, la qualification et le régime de travail
Distribution of employees according to activity, sex,				Distribution des salariés selon l'activité, le sexe,
A8 <i>scheduled working week</i>	46	340	416	A8 <i>l'horaire hebdomadaire de travail</i>
and type of employment				et le régime de travail
Mean and coefficient of variation of				Moyenne et coefficient de variation de
A9 <i>scheduled working week</i>	48	340	416	A9 <i>l'horaire hebdomadaire de travail</i>
according to activity, sex, qualification and type of employment				selon l'activité, le sexe, la qualification et le régime de travail
SERIES B				SÉRIE B
Distribution of employees according to activity, sex,				Distribution des salaires selon l'activité, le sexe,
B1 <i>bonuses percentage</i>	54	344	420	B1 <i>le pourcentage de primes</i>
and type of employment				et le régime de travail
Mean and coefficient of variation of				Moyenne et coefficient de variation du
B2 <i>bonuses percentage</i>	56	344	420	B2 <i>pourcentage de primes</i>
according to activity, sex and <i>size of enterprise</i>				selon l'activité, le sexe et la <i>taille de l'entreprise</i>
Mean and coefficient of variation of				Moyenne et coefficient de variation du
B3 <i>bonuses percentage</i>	58	346	422	B3 <i>pourcentage de primes</i>
according to activity, sex, qualification and <i>type of employment</i>				selon l'activité, le sexe, la qualification et le <i>régime de travail</i>
SERIES C				SÉRIE C
Mean and coefficient of variation of				Moyenne et coefficient de variation de
C1 <i>gross monthly pay corrected</i>	66	350	426	C1 <i>la rémunération mensuelle brute corrigée</i>
of <i>full-time</i> employees according to activity, sex and qualification				des salariés à <i>temps plein</i> selon l'activité, le sexe et la qualification

(1) Where the page numbers in the middle columns are replaced by the symbol (-), the corresponding table is not printed, either because it has no point, or because it is not available, or because it gives no more information than the preceding tables. Where the page number is accompanied by the letter (p), the corresponding table is printed only in part, for the same reasons.

(1) Lorsque, dans les colonnes médianes, la pagination est remplacée par le signe (-), le tableau correspondant n'est pas publié parce que sans objet, ou non disponible, ou non porteur d'informations supplémentaires par rapport aux tableaux précédents; lorsque la pagination est accompagnée de la lettre (p), le tableau correspondant n'est publié que partiellement, pour les mêmes raisons.

## List of tables (continued)

	Page			
	Distribution Commerce	Banking Banques	Insurance Assurances	
Index of C2 <i>mean gross monthly pay corrected</i> of <i>full-time</i> employees according to activity, sex and qualification	68	350	426	Indice de C2 <i>la rémunération mensuelle brute corrigée moyenne</i> des salariés à <i>temps plein</i> selon l'activité, le sexe et la qualification
Mean and coefficient of variation of C3 <i>gross annual pay</i> of <i>full-time</i> employees according to activity, sex and qualification	70	352	428	Moyenne et coefficient de variation de C3 <i>la rémunération annuelle brute</i> des salariés à <i>temps plein</i> selon l'activité, le sexe et la qualification
Index of C4 <i>mean gross annual pay</i> of <i>full-time</i> employees according to activity, sex and qualification	72	352	428	Indice de C4 <i>la rémunération annuelle brute moyenne</i> des salariés à <i>temps plein</i> selon l'activité, le sexe et la qualification
Distribution of <i>full-time</i> employees according to C5 <i>gross monthly pay corrected</i> C6 <i>gross annual pay</i> by activity, sex and qualification	74 86	354 356	430 430	Distribution des salariés à <i>temps plein</i> selon C5 <i>la rémunération mensuelle brute corrigée</i> C6 <i>la rémunération annuelle brute</i> par activité, sexe et qualification
Quantiles of distribution of <i>full-time</i> employees according to C7 <i>gross monthly pay corrected,</i> <i>gross annual pay</i> by activity, sex and qualification	98	358	432	Quantiles de la distribution des salariés à <i>temps plein</i> selon C7 <i>la rémunération mensuelle brute corrigée,</i> <i>la rémunération annuelle brute</i> par activité, sexe et qualification
Mean and coefficient of variation of C8 <i>gross monthly pay corrected</i> of <i>part-time</i> employees according to activity, sex and qualification	110	360	434	Moyenne et coefficient de variation de C8 <i>la rémunération mensuelle brute corrigée</i> des salariés à <i>temps partiel</i> selon l'activité, le sexe et la qualification
Index of C9 <i>mean gross monthly pay corrected</i> of <i>part-time</i> employees according to activity, sex and qualification	112	360	434	Indice de C9 <i>la rémunération mensuelle brute corrigée moyenne</i> des salariés à <i>temps partiel</i> selon l'activité, le sexe et la qualification
Mean and coefficient of variation of C10 <i>gross annual pay</i> of <i>part-time</i> employees according to activity, sex and qualification	114	362	436	Moyenne et coefficient de variation de C10 <i>la rémunération annuelle brute</i> des salariés à <i>temps partiel</i> selon l'activité, le sexe et la qualification
Index of C11 <i>mean gross annual pay</i> of <i>part-time</i> employees according to activity, sex and qualification	116	362	436	Indice de C11 <i>la rémunération annuelle brute moyenne</i> des salariés à <i>temps partiel</i> selon l'activité, le sexe et la qualification
<b>SERIES D</b>				<b>SÉRIE D</b>
Distribution of employees according to activity, sex and qualification				Distribution des salariés selon l'activité, le sexe et la qualification
D1 <i>size of enterprise,</i>	120	366	440	D1 <i>la taille de l'entreprise,</i>
D2 <i>age,</i>	132	368	440	D2 <i>l'âge,</i>
D3 <i>length of service in enterprise,</i>	144	370	442	D3 <i>l'ancienneté dans l'entreprise,</i>
D4 <i>system of payment,</i> and type of employment	156	372	442	D4 <i>le système de rémunération,</i> et le régime de travail
Mean and coefficient of variation of D5 <i>gross monthly pay corrected</i> of <i>full-time</i> employees according to activity, sex, qualification and <i>size of enterprise</i>	168	374	444	Moyenne et coefficient de variation de D5 <i>la rémunération mensuelle brute corrigée</i> des salariés à <i>temps plein</i> selon l'activité, le sexe, la qualification et la <i>taille de l'entreprise</i>

## List of tables (continued)

## Liste des tableaux (suite)

	Page			
	Distribution Commerce	Banking Banques	Insurance Assurances	
Index of D6 <i>mean gross monthly pay corrected</i>  of full-time employees according to activity, sex, qualification and <i>size of enterprise</i>	180	376	444	Indice de D6 <i>la rémunération mensuelle brute corrigée moyenne</i> des salariés à temps plein selon l'activité, le sexe, la qualification et la <i>taille de l'entreprise</i>
Mean and coefficient of variation of D7 <i>gross monthly pay corrected</i> of full-time employees according to activity, sex, qualification and <i>age</i>	192	378	446	Moyenne et coefficient de variation de D7 <i>la rémunération mensuelle brute corrigée</i> des salariés à temps plein selon l'activité, le sexe, la qualification et l' <i>âge</i>
Index of D8 <i>mean gross monthly pay corrected</i>  of full-time employees according to activity, sex, qualification and <i>age</i>	204	380	446	Indice de D8 <i>la rémunération mensuelle brute corrigée moyenne</i> des salariés à temps plein selon l'activité, le sexe, la qualification et l' <i>âge</i>
Mean and coefficient of variation of D9 <i>gross monthly pay corrected</i> of full-time employees according to activity, sex, qualification and <i>length of service in enterprise</i>	216	382	448	Moyenne et coefficient de variation de D9 <i>la rémunération mensuelle brute corrigée</i> des salariés à temps plein selon l'activité, le sexe, la qualification et l' <i>ancienneté dans l'entreprise</i>
Index of D10 <i>mean gross monthly pay corrected</i>  of full-time employees according to activity, sex, qualification and <i>length of service in enterprise</i>	228	384	448	Indice de D10 <i>la rémunération mensuelle brute corrigée moyenne</i> des salariés à temps plein selon l'activité, le sexe, la qualification et l' <i>ancienneté dans l'entreprise</i>
Mean and coefficient of variation of D11 <i>gross monthly pay corrected</i> of full-time employees according to activity, sex, qualification and <i>system of payment</i>	240	386	—	Moyenne et coefficient de variation de D11 <i>la rémunération mensuelle brute corrigée</i> des salariés à temps plein selon l'activité, le sexe, la qualification et le <i>système de rémunération</i>
Index of D12 <i>mean gross monthly pay corrected</i>  of full-time employees according to activity, sex, qualification and <i>system of payment</i>	252	388	—	Indice de D12 <i>la rémunération mensuelle brute corrigée moyenne</i> des salariés à temps plein selon l'activité, le sexe, la qualification et le <i>système de rémunération</i>
<b>SERIES E</b>				<b>SÉRIE E</b>
Distribution of employees according to activity, sex, qualification, E1 <i>region</i> and type of employment	266	392	452	Distribution des salariés selon l'activité, le sexe, la qualification, E1 <i>la région</i> et le régime de travail
Mean and coefficient of variation of E2 <i>gross monthly pay corrected</i> of full-time employees according to activity, sex, qualification and <i>region</i>	302	398	456	Moyenne et coefficient de variation de E2 <i>la rémunération mensuelle brute corrigée</i> des salariés à temps plein selon l'activité, le sexe, la qualification et <i>la région</i>
Index of E3 <i>mean gross monthly pay corrected</i>  of full-time employees according to activity, sex, qualification and <i>region</i>	314	400	456	Indice de E3 <i>la rémunération mensuelle brute corrigée moyenne</i> des salariés à temps plein selon l'activité, le sexe, la qualification et <i>la région</i>

Preliminary table

Employees with a gross monthly pay higher than 2 000 000 Italian Lire as a percentage of all employees, according to activity, sex and qualification

(%)

Tableau préliminaire


Salariés, dont la rémunération mensuelle brute est supérieure à 2 000 000 Lires ital., en proportion de l'ensemble des salariés, par activité, sexe et qualification

(%)

ACTIVITY	NACE	SEX	QUALIFICATION							SEXE	NACE	ACTIVITÉ
			1A	1B	2	3	4	5	TOG. ENS.			
AGRIC. PRIMARY PROD., LIVESTOCK, TEXT.	611	M F T	-	-	-	-	-	-	-	M F T	611	MAT. PREM. AGR., ANIMAUX, TEXTILES
FUELS, ORES, INDUSTRIAL CHEMICALS	612	M F T	-	-	-	-	-	-	-	M F T	612	COMBUSTIBLES, MINERAIS PR. CHIMIQUES
TIMBER, BUILDING MATERIALS	613	M F T	-	-	-	-	-	-	-	M F T	613	BOIS, MATERIAUX DE CONSTR.
MACHINERY, EQUIPMENT, VEHICLES	614	M F T	2,4	-	-	-	-	-	0,1	M F T	614	MACHINES, VEHICULES
FURNITURE, HSEHD. GOODS, HARDWARE	615	M F T	2,0	-	-	-	-	-	0,0	M F T	615	MEUBLES, ART. MENAGERS, QUINCAILLERIE
TEXTILES, CLOTHING, FOOTWR., LEATHERWARE	616	M F T	-	-	-	-	-	-	-	M F T	616	TEXTILE, HABILLEMENT, CHAUSSURES
FOOD, DRINK, TOBACCO	617	M F T	-	-	-	-	-	-	-	M F T	617	PRODUITS ALIM., BOISSONS, TABAC
TOBACCO PRODUCTS	617.6	M F T	-	-	-	-	-	-	-	M F T	617.6	PRODUITS DU TABAC
PHARMACEUTICAL, MEDICAL GDS., CLEANING MAT.	618	M F T	-	-	-	-	-	-	-	M F T	618	PR. PHARM., MEDICAUX, D'ENTRETIEN
PHARMACEUTICALS	618.1	M F T	-	-	-	-	-	-	-	M F T	618.1	PRODUITS PHARM.
OTHER WHOLESALE DISTRIBUTION	619	M F T	-	-	-	-	-	-	-	M F T	619	AUTRES COMMERCES DE GROS
PAPER, BOOKS, STATIONERY, NEWSPAPERS	619.1/2	M F T	-	-	-	-	-	-	-	M F T	619.1/2	PAPIER, LIVRES, JOURNAUX
WHOLESALE TRADE	61	M F T	0,7	-	-	-	-	-	0,0	M F T	61	COMMERCE DE GROS
FOOD, DRINK, TOBACCO	641/642	M F T	0,4	-	-	-	-	-	0,0	M F T	641/642	PR. ALIMENTAIRES, BOISSONS, TABAC
DISPENSING CHEMISTS	643	M F T	-	-	-	-	-	-	-	M F T	643	PHARMACIES
MEDICAL GOODS, COSMETICS, CLEANING MAT.	644	M F T	-	-	-	-	-	-	-	M F T	644	ART. MEDICAUX, PRODUITS D'ENTRETIEN
CLOTHING	645	M F T	-	-	-	-	-	-	-	M F T	645	ARTICLES D'HABILLEMENT
FOOTWEAR, LEATHER GOODS	646	M F T	-	-	-	-	-	-	-	M F T	646	CHAUSSURES, MAROQUINERIE
FURN. FABRICS, HOUSEHOLD TEXTILES	647	M F T	-	-	-	-	-	-	-	M F T	647	TISSUS D'AMEUBLEMENT
HOUSEHOLD FITMENTS, APPLIANCES	648/649	M F T	-	-	-	-	-	-	-	M F T	648/649	EQUIPEMENT DU FOYER
BOOKS, NEWSPR., STATIONERY, OFFICE SUPPS.	653	M F T	-	-	-	-	-	-	-	M F T	653	LIVRES, JOURN., PAPIER, EQ. BUREAU
OTHER RETAIL DISTRIBUTION	654/655	M F T	-	-	-	-	-	-	-	M F T	654/655	AUTRES COMMERCES DE DETAIL
VARIOUS NON-FOOD PRODUCTS	656	M F T	-	-	-	-	-	-	-	M F T	656	PRODUITS DIVERS NON ALIMENT.
RETAIL TRADE	64/653-656	M F T	-	-	-	-	-	-	-	M F T	64/653-656	COMMERCE DE DETAIL
			1	2	3	4	5	6	TOG. ENS.			
CREDIT INSTS. WITH STAFF OF CIV. SERV. STATUS		M F T	-	-	-	-	-	-	-	M F T		INST. DE CREDIT DONT PERSONNEL ASS. FONCT.
CREDIT INSTS. WITH STAFF OF COLL. AGRT. STATUS		M F T	4,5	0,1	-	-	-	-	0,1	M F T		INST. DE CREDIT DONT PERSONNEL BEN. CONV. COLLECT.
CREDIT INSTS. WITH STAFF OF OTHER STATUS		M F T	4,5	0,1	-	-	-	-	0,1	M F T		INST. DE CREDIT DONT PERSONNEL AUTRES STATUTS
CREDIT INSTITUTIONS	812/813	M F T	5,2	1,9	-	-	-	-	0,2	M F T	812/813	INSTITUTIONS DE CREDIT
			4,8	0,3	-	-	-	-	0,1			
			4,6	0,3	-	-	-	-	0,1			
			I	II	III	IV	V	VI	TOG. ENS.			
INSURANCE	82	M F T	5,0	1,8	-	-	-	-	0,0	M F T	82	ASSURANCES
			4,4	1,9	-	-	-	-	0,0			



**Wholesale and retail distribution  
Commerce de gros et de détail**





Series  
Série **A**

TAB.A1

EMPLOYEES ACCORDING TO ACTIVITY,SEX,  
QUALIFICATION AND TYPE OF EMPLOYMENT

(THOUSANDS)

TYPE OF EMPLOYMENT: FULL-TIME

(MILLIERS)

ACTIVITY	NACE	SEX	QUALIFICATION							TOG. ENS.
			1A	1B	2	3	4	5	(*)	
AGRIC. PRIMARY PROD., LIVE- STOCK, TEXT.	611	M	0.4	0.7	2.4	3.4	10.0	17.6	-	34.5
FUELS, ORES, INDUSTRIAL CHEMICALS	612	M	0.4	0.7	2.7	4.2	13.6	25.6	-	47.2
TIMBER, BUILDING MATERIALS	613	M	0.7	1.3	2.6	5.0	15.2	9.0	-	33.0
MACHINERY, EQUIPMENTS, VEHICLES	614	M	0.1	0.4	0.4	2.1	5.4	2.9	-	10.9
FURNITURE, HSEHD. GOODS, HARDWARE	615	M	0.7	1.4	3.0	7.2	20.7	11.9	-	44.9
TEXTILES, CLOTH- ING, FOOTWR. LEATHERWARE	616	M	0.4	0.5	1.6	3.0	11.1	11.7	-	28.3
FOOD, DRINK, TOBACCO	617	M	0.4	0.5	0.2	0.9	3.6	2.1	-	6.8
TOBACCO PRODUCTS	617.6	M	0.4	0.6	1.8	3.9	14.6	13.8	-	35.1
PHARMACEUTICAL, MEDICAL GDS., CLEANING MAT.	618	M	0.8	1.5	3.7	7.5	14.2	9.0	-	36.8
PHARMACEUTICALS	618.1	M	0.9	1.6	4.2	2.4	7.9	4.2	-	15.1
OTHER WHOLESALE DISTRIBUTION	619	M	0.2	0.6	1.3	3.3	9.2	8.7	-	23.3
PAPER, BOOKS, STATIONERY, NEWSPAPERS	619.1/2	M	0.2	0.7	1.5	4.3	13.9	12.1	-	32.8
WHOLESALE TRADE	61	M	0.2	0.5	1.2	2.8	9.1	4.7	-	18.5
FOOD, DRINK, TOBACCO	641/642	M	0.1	0.3	0.4	1.4	4.6	4.1	-	8.4
DISPENSING CHEMISTS	643	M	0.3	0.5	1.5	4.2	18.6	8.9	-	34.0
MEDICAL GOODS, COSMETICS, CLEANING.MAT.	644	M	0.3	0.5	1.8	5.4	17.1	20.6	-	45.6
CLOTHING	645	M	0.3	0.5	0.2	1.2	9.0	14.6	-	25.0
FOOTWEAR, LEATHER GOODS	646	M	0.3	0.5	2.0	6.6	26.0	35.1	-	70.6
FURN. FABRICS, HOUSEHOLD TEXTILES	647	M	0.2	0.5	1.0	1.6	5.1	9.2	-	17.5
HOUSEHOLD FITMENTS, APPLIANCES	648/649	M	0.2	0.0	0.2	0.8	5.2	7.3	-	13.5
BOOKS, NEWSPRS., STATIONERY, OFFICE SUPPS.	653	M	0.2	0.5	1.2	2.4	10.3	16.6	-	31.1
OTHER RETAIL DISTRIBUTION	654/655	M	0.1	0.3	0.3	0.9	3.3	7.4	-	12.4
VARIOUS NON-FOOD PRODUCTS	656	M	0.1	0.3	0.4	1.4	2.7	5.1	-	8.4
RETAIL TRADE	64/653- 656	M	0.1	0.6	1.5	3.0	8.4	6.7	-	20.5
		F	0.3	0.6	1.5	3.0	8.4	6.7	-	20.5
		T	0.3	0.6	1.5	3.0	8.4	6.7	-	20.5
		M	3.5	6.6	16.9	34.3	95.6	94.6	-	251.4
		F	0.2	0.5	2.5	11.4	52.7	49.2	-	116.6
		T	3.6	7.1	19.4	45.7	148.3	143.8	-	368.0
		M	0.2	0.3	1.1	2.6	13.0	9.0	-	26.2
		F	0.2	0.4	1.2	3.2	23.2	14.4	-	42.6
		T	0.2	0.4	1.2	3.2	23.2	14.4	-	42.6
		M	0.0	0.1	0.2	0.4	0.5	0.2	-	1.4
		F	0.0	0.1	0.2	0.3	0.5	0.3	-	1.3
		T	0.0	0.2	0.3	0.6	1.0	0.5	-	2.7
		M	0.0	0.1	0.2	0.4	0.7	0.5	-	2.0
		F	0.0	0.0	0.0	0.2	0.9	0.4	-	1.6
		T	0.0	0.1	0.2	0.7	1.6	1.0	-	3.7
		M	0.2	0.2	0.8	1.4	6.1	3.3	-	11.8
		F	0.2	0.0	0.2	1.0	11.3	4.5	-	17.1
		T	0.2	0.2	1.0	2.4	17.4	7.8	-	28.9
		M	0.0	0.0	0.4	0.2	1.1	0.4	-	2.0
		F	0.0	0.1	0.1	0.2	2.6	0.8	-	3.6
		T	0.0	0.0	0.4	0.3	3.7	1.1	-	5.6
		M	0.0	0.0	0.1	0.1	0.3	0.1	-	0.5
		F	0.0	0.0	0.0	0.0	0.2	0.1	-	0.3
		T	0.0	0.0	0.0	0.1	0.5	0.2	-	0.8
		M	0.7	0.9	1.1	3.4	16.5	15.2	-	37.9
		F	0.7	0.9	0.2	1.6	8.6	5.1	-	15.5
		T	0.7	0.9	1.3	5.0	25.1	20.3	-	53.4
		M	0.1	0.1	0.2	0.6	1.6	1.2	-	3.9
		F	0.1	0.1	0.1	0.2	1.6	0.7	-	2.6
		T	0.1	0.1	0.3	0.9	3.2	1.9	-	6.5
		M	0.1	0.3	0.7	1.5	4.4	2.6	-	9.6
		F	0.1	0.0	0.1	0.4	2.5	1.1	-	4.1
		T	0.1	0.3	0.8	1.8	7.0	3.7	-	13.7
		M	0.0	1.0	2.4	2.8	13.2	7.3	-	26.8
		F	0.0	0.1	0.4	2.8	37.4	8.7	-	49.4
		T	0.0	1.1	2.8	5.6	50.6	16.0	-	76.2
		M	1.4	3.1	7.0	13.2	57.3	39.9	-	122.0
		F	0.1	0.3	1.3	7.4	75.9	27.0	-	112.0
		T	1.5	3.4	8.3	20.6	133.2	67.0	-	234.1

TAB.A1

SALARIES SELON L ACTIVITE, LE SEXE, LA  
QUALIFICATION ET LE REGIME DE TRAVAIL

REGIME DE TRAVAIL: TEMPS PLEIN

QUALIFICATION								SEX E	NACE	ACTIVITE
1A	1B	2	3	4	5	(*)	TOT. ENS.			
1.2	2.0	6.9	10.0	29.0	50.9	-	100.0	M	611	MAT. PREM. AGR.,
0.9	1.5	2.8	5.9	28.1	63.0	-	100.0	F		ANIMAUX,
2.0	4.0	5.8	8.9	28.8	54.1	-	100.0	T		TEXTILES
1.5	0.9	7.8	14.8	44.9	26.6	-	100.0	M	612	COMBUSTIBLES,
1.3	3.2	3.5	19.6	49.5	26.4	-	100.0	F		MINERAIS,
1.1	1.7	6.8	16.0	46.0	26.6	-	100.0	T	613	PR. CHIMIQUES
2.3	1.6	5.6	10.8	39.2	41.4	-	100.0	M		BOIS, MATERIAUX
1.7	4.1	2.4	12.9	52.1	31.0	-	100.0	F		DE CONSTR.
1.0	0.7	5.0	11.2	41.7	39.4	-	100.0	T	614	MACHINES,
0.7	3.1	10.1	20.5	38.7	24.4	-	100.0	M		VEHICULES
0.9	0.7	3.2	15.8	52.4	27.5	-	100.0	F		
0.5	1.7	8.1	19.1	42.7	25.3	-	100.0	T	615	MEUBLES,
0.7	2.7	5.7	14.1	39.3	37.3	-	100.0	M		ART. MENAGERS
0.9	2.0	2.0	11.2	50.4	35.9	-	100.0	F		QUINCAILLERIE
0.5	2.6	4.6	13.3	42.5	36.9	-	100.0	T	616	TEXTILE,
0.7	0.4	6.4	15.1	49.4	25.7	-	100.0	M		HABILLEMENT,
0.5	1.6	2.4	9.0	61.2	27.0	-	100.0	F		CHAUSSURES,
0.7	1.0	4.6	12.3	54.8	26.3	-	100.0	T	617	PRODUITS ALIM.,
0.5	0.7	3.9	11.8	37.5	45.1	-	100.0	M		BOISSONS,
-	-	0.9	4.8	35.9	58.3	-	100.0	F		TABAC
-	-	2.8	8.3	36.9	49.8	-	100.0	T	617.6	PRODUITS DU
-	-	-	-	-	-	-	-	M		TABAC
-	-	-	-	-	-	-	-	F		
1.1	2.6	5.7	9.1	29.1	52.4	-	100.0	T	618	PR. PHARM.,
0.7	0.3	1.3	5.6	38.3	54.3	-	100.0	M		MEDICAUX,
0.8	1.6	3.8	7.6	33.1	53.2	-	100.0	F		D'ENTRETIEN
0.5	2.6	2.5	7.0	27.1	60.0	-	100.0	T	618.1	PRODUITS
2.2	1.6	2.0	5.7	32.1	60.7	-	100.0	M		PHARM.
1.5	4.6	9.7	16.9	35.2	31.4	-	100.0	F	619	AUTRES COMMERCES
-	0.4	2.6	10.8	51.4	34.7	-	100.0	T		DE GROS
-	3.0	7.1	14.7	41.1	32.6	-	100.0	M	619.1/2	PAPIER, LIVRES,
-	-	-	7.4	15.3	70.2	-	100.0	F		JOURNEAUX
1.4	2.6	6.7	6.1	31.5	63.7	-	100.0	T	61	COMMERCE DE GROS
0.1	0.4	2.2	13.6	23.4	66.9	-	100.0	M		
1.0	1.9	5.3	12.4	40.3	39.1	-	100.0	F	641/642	PR. ALIMENTAIRES,
0.7	1.3	4.2	9.9	49.7	34.3	-	100.0	T		BOISSONS,
0.4	0.2	0.6	3.9	62.0	33.2	-	100.0	M		TABAC
0.9	0.9	2.8	7.6	54.4	33.8	-	100.0	F	643	PHARMACIES
2.1	9.1	11.9	26.2	32.7	18.1	-	100.0	T		
1.5	5.9	13.6	19.2	39.3	21.1	-	100.0	M	644	ART. MEDICAUX,
2.1	7.5	12.7	22.8	35.9	19.6	-	100.0	F		PRODUITS
-	5.4	9.2	21.7	34.7	26.9	-	100.0	T		D'ENTRETIEN
-	1.1	1.9	15.2	56.4	25.4	-	100.0	M	645	ARTICLES
1.2	3.5	6.0	18.8	44.4	26.2	-	100.0	F		D'HABILLEMENT
1.3	1.8	6.4	11.6	51.3	27.6	-	100.0	T	646	CHAUSSURES,
0.6	0.2	1.3	5.8	66.1	26.5	-	100.0	M		MARQUINERIE
0.9	0.9	3.4	8.2	60.0	26.9	-	100.0	F		
0.3	1.0	18.7	7.8	52.9	18.8	-	100.0	T	647	TISSUS
-	-	1.8	4.6	72.6	21.0	-	100.0	M		D'AMEUBLEMENT
-	0.4	7.8	5.7	65.5	20.2	-	100.0	F	648/649	EQUIPEMENT DU
-	-	-	11.3	56.1	27.6	-	100.0	T		FOYER
-	-	-	6.5	74.9	18.2	-	100.0	M	653	LIVRES, JOURN.,
1.9	2.3	2.2	9.4	63.4	24.0	-	100.0	F		PAPIER,
1.4	1.7	2.8	8.9	43.7	40.3	-	100.0	T	654/655	EQ. BUREAU
2.2	3.6	1.0	10.3	55.4	32.9	-	100.0	M		AUTRES COMMERCES
1.4	2.3	2.4	9.3	47.1	38.1	-	100.0	F		DE DETAIL
1.1	3.6	6.2	16.0	40.3	31.8	-	100.0	T	656	PRODUITS DIVERS
0.9	2.7	2.2	9.0	61.2	26.9	-	100.0	M		NOM ALIMENT.
0.1	0.6	4.5	13.2	48.8	29.8	-	100.0	F		
0.1	2.7	7.2	15.3	46.4	27.4	-	100.0	T	64/653-	COMMERCE DE
0.1	2.1	1.8	9.4	62.1	25.8	-	100.0	M	656	DETAIL
0.1	0.1	5.6	13.5	51.1	26.9	-	100.0	F		
0.1	3.9	8.9	10.5	49.3	27.3	-	100.0	T		
0.1	0.1	0.9	5.7	75.7	17.6	-	100.0	M		
0.1	1.4	3.7	7.4	66.4	21.0	-	100.0	F		
0.1	2.6	5.8	10.9	47.0	32.7	-	100.0	T		
0.1	0.3	1.2	6.6	67.8	24.1	-	100.0	M		
0.6	1.5	3.6	8.8	56.9	28.8	-	100.0	F		

TAB.A1

EMPLOYEES ACCORDING TO ACTIVITY, SEX,  
QUALIFICATION AND TYPE OF EMPLOYMENT  
(THOUSANDS) TYPE OF EMPLOYMENT: PART-TIME

(MILLIERS)

ACTIVITY	NACE	SEX	QUALIFICATION						TOG. EMS.	
			1A	1B	2	3	4	5		(*)
AGRIC. PRIMARY PROD., LIVE- STOCK, TEXT.	611	M	-	-	-	-	-	0.0	-	0.0
		F	-	-	-	-	-	0.8	-	0.8
FUELS, ORCS, INDUSTRIAL CHEMICALS	612	M	-	-	-	0.1	0.1	0.2	-	0.3
		F	-	-	-	0.1	0.1	0.2	-	0.4
TIMBER, BUILDING MATERIALS	613	M	-	-	-	-	-	-	-	0.2
		F	-	-	-	-	-	0.2	-	0.3
MACHINERY, EQUIPMENTS, VEHICLES	614	M	-	-	-	-	0.2	0.2	-	0.5
		F	-	-	-	-	0.1	0.1	-	0.1
FURNITURE, HSEHD. GOODS, HARDWARE	615	M	-	-	-	0.1	0.1	0.2	-	0.3
		F	-	-	-	-	0.1	0.2	-	0.4
TEXTILES, CLOTH- ING, FOOTWR. LEATHERWARE	616	M	-	-	-	-	0.2	0.2	-	0.1
		F	-	-	-	-	0.2	0.2	-	0.4
FOOD, DRINK, TOBACCO	617	M	-	-	-	-	0.2	0.3	-	0.5
		F	-	-	-	-	0.3	0.2	-	0.6
TOBACCO PRODUCTS	617.6	M	-	-	-	0.2	0.4	1.8	-	2.3
		F	-	-	-	-	0.6	2.0	-	2.8
PHARMACEUTICAL, MEDICAL GDS., CLEANING MAT.	618	M	-	-	-	-	-	0.1	-	0.2
		F	-	-	-	0.2	0.2	0.3	-	0.6
PHARMACEUTICALS	618.1	M	-	-	-	0.2	0.2	0.4	-	0.8
		F	-	-	-	0.2	0.1	0.2	-	0.2
OTHER WHOLESALE DISTRIBUTION	619	M	-	-	-	0.2	0.1	0.3	-	0.7
		F	-	-	-	-	0.1	0.1	-	0.1
PAPER, BOOKS, STATIONERY, NEWSPAPERS	619.1/2	M	-	-	-	0.0	0.1	0.2	-	0.3
		F	-	-	-	-	-	-	-	-
WHOLESALE TRADE	61	M	-	0.0	0.1	0.1	0.6	0.8	-	1.7
		F	-	-	0.1	0.6	1.1	3.7	-	5.4
FOOD, DRINK, TOBACCO	641/642	M	-	0.0	0.2	0.7	1.7	4.5	-	7.1
		F	-	-	-	-	0.1	0.2	-	0.3
DISPENSING CHEMISTS	643	M	-	-	-	-	0.5	0.5	-	1.0
		F	-	-	-	-	0.6	0.7	-	1.4
MEDICAL GOODS, COSMETICS, CLEANING MAT.	644	M	-	-	-	-	-	0.0	-	0.1
		F	-	-	-	-	-	0.0	-	0.1
CLOTHING	645	M	-	-	-	-	0.1	0.2	-	0.3
		F	-	-	-	-	0.3	0.3	-	0.7
FOOTWEAR, LEATHER GOODS	646	M	-	-	-	-	0.4	0.5	-	1.0
		F	-	-	-	-	0.2	0.1	-	0.0
FURN. FABRICS, HOUSEHOLD TEXTILES	647	M	-	-	-	-	0.2	0.1	-	0.2
		F	-	-	-	-	0.2	0.1	-	0.2
HOUSEHOLD FITMENTS, APPLIANCES	648/649	M	-	-	-	-	0.3	0.2	-	0.5
		F	-	-	-	-	0.2	0.3	-	0.6
BOOKS, NEWSPRS., STATIONERY, OFFICE SUPPS.	653	M	-	-	-	-	0.6	0.4	-	1.1
		F	-	-	-	-	-	-	-	-
OTHER RETAIL DISTRIBUTION	654/655	M	-	-	-	-	0.0	0.0	-	0.1
		F	-	-	-	-	0.0	0.0	-	0.1
VARIOUS NON-FOOD PRODUCTS	656	M	-	-	-	-	0.1	0.1	-	0.1
		F	-	-	-	0.1	0.1	0.2	-	0.2
RETAIL TRADE	64/653- 656	M	-	-	0.0	0.1	7.0	2.0	-	9.1
		F	-	-	0.0	0.1	0.7	0.8	-	1.6
		T	-	0.0	0.1	0.2	8.3	3.1	-	11.6
		T	-	0.0	0.1	0.2	9.0	3.8	-	13.2

TAB.A1

SALARIES SELON L ACTIVITE, LE SEXE, LA QUALIFICATION ET LE REGIME DE TRAVAIL

(%) REGIME DE TRAVAIL: TEMPS PARTIEL (%)

QUALIFICATION								TOG. EMS.	SEX E	NACE	ACTIVITE
1A	1B	2	3	4	5	(°)					
-	-	-	-	-	100.0	-	100.0	M	611	MAT. PREM. AGR.,	
-	-	-	-	-	90.5	-	100.0	F		ANIMAUX,	
-	-	-	-	-	90.9	-	100.0	T		TEXTILES	
-	-	-	-	35.5	39.7	-	100.0	M	612	COMBUSTIBLES,	
-	-	-	22.4	18.5	49.9	-	100.0	F		MINERAIS,	
-	-	-	18.4	23.6	46.8	-	100.0	T		PR. CHIMIQUES	
-	-	-	-	-	51.5	-	100.0	M	613	BOIS, MATERIAUX	
-	-	-	-	-	44.6	-	100.0	F		DE CONSTR.	
-	-	-	-	37.3	62.2	-	100.0	T	614	MACHINES,	
-	-	-	-	30.3	40.6	-	100.0	F		VEHICULES	
-	-	-	18.3	27.0	47.0	-	100.0	T	615	MEUBLES,	
-	-	-	-	33.6	61.5	-	100.0	M		ART. MENAGERS	
-	-	-	-	41.6	51.7	-	100.0	F		QUINCAILLERIE	
-	-	-	-	31.3	50.1	-	100.0	T	616	TEXTILE,	
-	-	-	-	43.2	56.8	-	100.0	M		HABILLEMENT,	
-	-	-	-	40.0	54.9	-	100.0	F		CHAUSSURES	
-	-	-	-	43.2	38.3	-	100.0	T	617	PRODUITS ALIM.,	
-	-	-	-	15.6	77.9	-	100.0	M		BOISSONS,	
-	-	-	6.3	21.5	68.7	-	100.0	F		TABAC	
-	-	-	-	-	-	-	100.0	T	617.6	PRODUITS DU	
-	-	-	-	-	-	-	100.0	M		TABAC	
-	-	-	-	-	67.4	-	100.0	F	618	PR. PHARM.,	
-	-	-	31.2	26.8	42.1	-	100.0	T		MEDICAUX,	
-	-	-	26.3	22.4	48.1	-	100.0	M		D'ENTRETIEN	
-	-	-	-	-	-	-	100.0	F	618.1	PRODUITS	
-	-	-	-	35.1	26.2	38.7	100.0	T		PHARM.	
-	-	-	-	29.3	22.0	45.1	100.0	M	619	AUTRES COMMERCE	
-	-	-	-	-	67.6	-	100.0	F		DE GROS	
-	-	-	-	8.0	38.1	49.5	100.0	T	619.1/2	PAPIER, LIVRES,	
-	-	-	-	-	27.3	56.6	100.0	M		JOURNEAUX	
-	-	-	-	-	-	-	100.0	F	61	COMMERCE DE GROS	
-	2.1	5.0	8.5	35.5	47.5	-	100.0	T	641/642	PR. ALIMENTAIRES,	
-	-	1.3	10.4	20.5	67.5	-	100.0	M		BOISSONS,	
-	0.7	2.2	9.9	24.1	62.7	-	100.0	F		TABAC	
-	-	-	-	40.1	49.7	-	100.0	T	643	PHARMACIES	
-	-	-	-	49.8	48.6	-	100.0	M			
-	-	-	-	47.5	48.9	-	100.0	F	644	ART. MEDICAUX,	
-	-	-	-	-	27.7	-	100.0	T		PRODUITS	
-	-	-	-	-	30.0	-	100.0	M	645	ARTICLES	
-	-	-	-	-	-	-	100.0	F		D'HABILLEMENT	
-	-	-	-	-	50.8	-	100.0	T	646	CHAUSSURES,	
-	-	-	-	22.9	64.9	-	100.0	M		MARQUINERIE	
-	-	-	-	49.1	45.7	-	100.0	F	647	TISSUS	
-	-	-	-	41.9	51.1	-	100.0	T		D'AMEUBLEMENT	
-	-	-	-	-	74.6	23.2	100.0	M	648/649	EQUIPEMENT DU	
-	-	-	-	-	75.1	22.9	100.0	F		FOYER	
-	-	-	-	64.5	32.0	-	100.0	T	653	LIVRES, JOURN.,	
-	-	-	-	43.4	48.9	-	100.0	M		PAPIER,	
-	-	-	-	53.5	40.8	-	100.0	F		EQ. BUREAU	
-	-	-	-	-	46.1	48.7	100.0	T	654/655	AUTRES COMMERCE	
-	-	-	-	-	48.1	37.4	100.0	M		DE DETAIL	
-	-	-	-	-	52.5	33.9	100.0	F	656	PRODUITS DIVERS	
-	-	-	-	-	60.0	36.7	100.0	T		NON ALIMENT.	
-	-	-	-	-	57.0	35.6	100.0	M	64/653-	COMMERCE DE	
-	-	-	-	-	24.8	74.1	100.0	F	656	DETAIL	
-	-	-	1.0	78.7	20.3	-	100.0	T			
-	-	-	0.9	76.9	22.2	-	100.0	M			
-	-	2.9	3.2	43.2	49.7	-	100.0	F			
-	-	0.4	1.6	71.5	26.3	-	100.0	T			
-	0.3	0.7	1.8	68.1	29.1	-	100.0	M			

TAB.A1

EMPLOYEES ACCORDING TO ACTIVITY, SEX,  
QUALIFICATION AND TYPE OF EMPLOYMENT

(THOUSANDS)

TYPE OF EMPLOYMENT: ALL TYPES OF EMPLOYMENT

(MILLIERS)

ACTIVITY	NACE	SEX	QUALIFICATION							TOG. ENS.
			1A	1B	2	3	4	5	(*)	
AGRIC. PRIMARY PROD., LIVE- STOCK, TEXT.	611	M	0.4	0.7	2.4	3.4	10.0	17.6	-	34.6
		F	-	-	0.4	0.8	3.6	8.7	-	13.5
		T	0.4	0.7	2.7	4.2	13.6	26.3	-	48.1
FUELS, ORES, INDUSTRIAL CHEMICALS	612	M	0.7	1.3	2.7	5.0	15.3	9.1	-	34.1
		F	-	0.1	0.4	2.2	5.5	3.0	-	11.3
		T	0.7	1.5	3.1	7.3	20.8	12.1	-	45.3
TIMBER, BUILDING MATERIALS	613	M	0.4	0.5	1.6	3.1	11.2	11.8	-	28.5
		F	-	-	0.2	1.0	3.6	2.3	-	7.2
		T	0.4	0.6	1.8	4.0	14.8	14.1	-	35.6
MACHINERY, EQUIPMENTS, VEHICLES	614	M	0.8	1.5	3.7	7.6	14.2	9.0	-	36.8
		F	-	0.1	0.5	2.5	8.0	4.3	-	15.4
		T	0.9	1.6	4.2	10.0	22.3	13.3	-	52.4
FURNITURE, HSEHD. GOODS, HARDWARE	615	M	0.2	0.6	1.3	3.3	9.2	8.7	-	23.4
		F	-	-	0.2	1.1	4.9	3.5	-	8.7
		T	0.2	0.7	1.5	4.4	14.1	12.3	-	33.1
TEXTILES, CLOTH- ING, FOOTWR., LEATHERWARE	616	M	0.2	0.5	1.2	2.8	9.2	4.8	-	18.6
		F	-	0.1	0.4	1.4	9.6	4.4	-	15.8
		T	0.2	0.5	1.5	4.2	18.8	9.2	-	34.5
FOOD, DRINK, TOBACCO	617	M	0.3	0.5	1.8	5.4	17.3	20.8	-	46.2
		F	-	-	0.2	1.3	9.3	16.3	-	27.3
		T	0.3	0.5	2.0	6.8	26.7	37.1	-	73.5
TOBACCO PRODUCTS	617.6	M	-	-	-	-	-	-	-	-
		F	-	-	-	-	-	-	-	-
		T	-	-	-	-	-	-	-	-
PHARMACEUTICAL, MEDICAL GDS., CLEANING MAT.	618	M	0.2	0.5	1.0	1.6	5.1	9.3	-	17.7
		F	-	0.0	0.2	1.0	5.4	7.6	-	14.2
		T	0.2	0.5	1.2	2.6	10.5	16.9	-	31.8
PHARMACEUTICALS	618.1	M	0.1	0.3	0.3	0.9	3.4	7.5	-	12.5
		F	-	-	-	0.7	2.8	5.3	-	8.9
		T	0.1	0.3	0.4	1.5	6.2	12.8	-	21.5
OTHER WHOLESALE DISTRIBUTION	619	M	0.3	0.6	1.3	2.2	4.6	4.2	-	13.2
		F	-	0.0	0.2	0.8	3.9	2.7	-	7.6
		T	0.3	0.6	1.5	3.0	8.5	6.8	-	20.8
PAPER, BOOKS, STATIONERY, NEWSPAPERS	619.1/2	M	-	-	-	0.1	0.3	1.3	-	1.9
		F	-	-	-	-	0.6	1.2	-	1.9
		T	-	-	-	0.2	0.9	2.5	-	3.7
WHOLESALE TRADE	61	M	3.5	6.7	17.0	34.4	96.2	95.4	-	253.2
		F	0.2	0.5	2.6	12.0	53.9	52.9	-	122.0
		T	3.7	7.2	19.6	46.4	150.1	148.3	-	375.2
FOOD, DRINK, TOBACCO	641/642	M	0.2	0.4	1.1	2.6	13.1	9.1	-	26.5
		F	-	0.0	0.1	0.7	10.7	5.9	-	17.4
		T	0.2	0.4	1.2	3.3	23.8	15.1	-	44.0
DISPENSING CHEMISTS	643	M	0.0	0.1	0.2	0.4	0.5	0.3	-	1.4
		F	-	0.1	0.2	0.3	0.5	0.3	-	1.4
		T	0.0	0.2	0.4	0.6	1.0	0.6	-	2.8
MEDICAL GOODS, COSMETICS, CLEANING MAT.	644	M	0.0	0.1	0.2	0.4	0.7	0.6	-	2.1
		F	-	0.0	0.0	0.3	0.9	0.4	-	1.7
		T	0.0	0.1	0.2	0.7	1.6	1.0	-	3.7
CLOTHING	645	M	0.2	0.2	0.8	1.4	6.1	3.4	-	12.1
		F	-	0.0	0.2	1.0	11.7	4.9	-	17.8
		T	0.2	0.2	1.0	2.4	17.8	8.3	-	29.9
FOOTWEAR, LEATHER GOODS	646	M	0.0	0.0	0.4	0.2	1.1	0.4	-	2.0
		F	-	-	0.1	0.2	2.8	0.8	-	3.8
		T	0.0	0.0	0.4	0.3	3.9	1.2	-	5.8
FURN., FABRICS, HOUSEHOLD TEXTILES	647	M	-	-	-	0.1	0.3	0.1	-	0.5
		F	-	-	-	0.0	0.2	0.1	-	0.3
		T	-	-	0.0	0.1	0.5	0.2	-	0.8
HOUSEHOLD FITMENTS, APPLIANCES	648/649	M	0.7	0.9	1.1	3.4	16.9	15.4	-	38.4
		F	-	-	0.2	1.6	8.8	5.4	-	16.1
		T	0.7	0.9	1.3	5.0	25.7	20.8	-	54.5
BOOKS, NEWSPRS., STATIONERY, OFFICE SUPPS.	653	M	0.1	0.1	0.2	0.6	1.6	1.2	-	3.9
		F	-	-	0.1	0.2	1.6	0.7	-	2.7
		T	0.1	0.1	0.3	0.9	3.2	2.0	-	6.6
OTHER RETAIL DISTRIBUTION	654/655	M	0.1	0.3	0.7	1.5	4.5	2.6	-	9.7
		F	-	0.0	0.1	0.4	2.6	1.1	-	4.2
		T	0.1	0.3	0.8	1.9	7.1	3.8	-	13.9
VARIOUS NON-FOOD PRODUCTS	656	M	0.0	1.0	2.4	2.8	13.3	7.5	-	27.1
		F	-	0.1	0.4	2.9	44.3	10.5	-	58.2
		T	0.0	1.1	2.8	5.7	57.6	18.0	-	85.2
RETAIL TRADE	64/653- 656	M	1.4	3.1	7.1	13.3	58.0	40.7	-	123.6
		F	0.1	0.3	1.4	7.6	84.2	30.1	-	123.6
		T	1.5	3.5	8.4	20.9	142.2	70.8	-	247.2

TAB.A1

SALARIES SELON L ACTIVITE, LE SEXE, LA QUALIFICATION ET LE REGIME DE TRAVAIL

REGIME DE TRAVAIL: ENS. DES REGIMES DE TRAVAIL (%)											
QUALIFICATION								SEXE	MACE	ACTIVITE	
1A	1B	2	3	4	5	(°)	TOT. ENS.				
1.2	2.0	6.9	10.0	29.0	50.9	-	100.0	M	611	MAT. PREM. AGR., ANIMAUX	
0.9	1.5	5.7	8.7	28.4	54.8	-	100.0	F		TEXTILES	
2.0	4.0	7.8	14.8	44.8	26.7	-	100.0	T	612	COMBUSTIBLES, MINERAIS, PR. CHIMIQUES	
1.5	3.2	6.7	16.0	45.8	26.8	-	100.0	M		BOIS, MATERIAUX DE CONSTR.	
1.2	1.7	5.6	10.7	39.3	41.4	-	100.0	F	613		
1.1	1.6	4.9	11.3	41.6	39.5	-	100.0	T		MACHINES, VEHICULES	
2.3	4.1	10.1	20.5	38.6	24.5	-	100.0	M	614		
1.7	3.1	8.1	19.1	42.5	25.5	-	100.0	F		MEUBLES, ART. MENAGERS	
1.0	2.7	5.7	14.0	39.4	37.3	-	100.0	T	615	QUINCAILLERIE	
0.7	2.0	4.6	13.1	42.5	37.0	-	100.0	M		TEXTILE, HABILLEMENT, CHAUSSURES	
0.9	2.6	6.4	15.0	49.3	25.9	-	100.0	F	616	PRODUITS ALIM., BOISSONS, TABAC	
0.5	0.4	2.3	8.8	60.8	27.7	-	100.0	T		PRODUITS DU TABAC	
0.7	1.0	4.5	12.2	54.6	26.7	-	100.0	M	617		
0.5	0.7	2.8	9.2	36.3	50.6	-	100.0	F	617.6		
1.1	2.6	5.7	9.1	28.9	52.6	-	100.0	T		PR. PHARM., MEDICAUX, D'ENTRETIEN	
0.3	0.3	1.3	6.8	37.8	53.7	-	100.0	M	618	PRODUITS PHARM.	
0.7	1.6	3.8	8.1	32.8	53.1	-	100.0	F		AUTRES COMMERCES DE GROS	
0.9	2.6	2.5	7.1	26.8	60.1	-	100.0	T	618.1		
0.6	1.6	2.0	7.4	31.8	59.4	-	100.0	M		PAPIER, LIVRES, JOURNEAUX	
2.2	4.7	9.6	16.8	35.0	31.7	-	100.0	F	619		
1.5	3.1	7.1	14.6	40.9	32.9	-	100.0	T		ART. MEDICAUX, PRODUITS D'ENTRETIEN	
1.4	2.6	6.7	13.6	38.0	37.7	-	100.0	M	619.1/2	ARTICLES D'HABILLEMENT	
0.1	0.4	2.1	9.8	44.1	43.4	-	100.0	F	61	COMMERCE DE GROS	
1.0	1.9	5.2	12.4	40.0	39.5	-	100.0	T		PR. ALIMENTAIRES, BOISSONS, TABAC	
0.7	1.3	4.2	9.8	49.6	34.5	-	100.0	M	641/642	PHARMACIES	
0.4	0.9	0.5	3.8	61.3	34.1	-	100.0	F		ART. MEDICAUX, PRODUITS D'ENTRETIEN	
2.0	9.2	12.0	25.8	32.6	18.4	-	100.0	T	643	ARTICLES D'HABILLEMENT	
6.8	6.8	13.9	18.9	38.0	21.6	-	100.0	M		CHAUSSURES, MAROQUINERIE	
1.4	8.0	12.9	22.3	35.3	20.0	-	100.0	F	644	TISSUS D'AMEUBLEMENT	
2.0	5.4	9.1	21.6	34.7	27.2	-	100.0	T		EQUIPEMENT DU FOYER	
1.2	3.4	5.9	18.8	44.3	26.5	-	100.0	M	648/649		
1.2	1.8	6.4	11.5	50.6	28.4	-	100.0	F		LIVRES, JOURN., PAPIER, EQ. BUREAU	
0.2	0.2	1.3	5.7	65.4	27.2	-	100.0	T	645	AUTRES COMMERCES DE DETAIL	
0.6	0.8	3.4	8.0	59.4	27.7	-	100.0	M		PRODUITS DIVERS NON ALIMENT.	
0.9	0.9	18.5	7.7	53.2	18.9	-	100.0	F	646		
0.3	0.3	1.7	4.5	72.7	21.1	-	100.0	T		COMMERCE DE DETAIL	
1.9	2.3	7.5	5.6	65.9	20.3	-	100.0	M	64/653-656		
1.4	1.7	2.2	9.4	62.4	25.0	-	100.0	F			
2.2	3.5	6.2	16.1	40.4	31.6	-	100.0	T			
1.4	2.2	4.5	13.2	48.8	29.9	-	100.0	M	653		
1.1	2.7	7.2	15.2	46.4	27.4	-	100.0	F	654/655		
0.8	0.6	1.7	9.2	62.0	26.2	-	100.0	T			
0.1	0.1	0.7	5.0	76.2	18.0	-	100.0	M	656		
0.0	1.3	3.3	6.7	67.5	21.1	-	100.0	F			
1.1	2.5	5.7	10.8	46.9	33.0	-	100.0	T			
0.1	0.3	1.1	6.1	68.1	24.3	-	100.0	M			
0.6	1.4	3.4	8.4	57.5	28.6	-	100.0	F			

TAB. A2

EMPLOYEES ACCORDING TO ACTIVITY, SEX,  
SIZE OF ENTERPRISE AND TYPE OF  
EMPLOYMENT

(%)

TYPE OF EMPLOYMENT: FULL-TIME

ACTIVITY	NACE	SEX	SIZE OF ENTERPRISE (NUMBER OF EMPLOYEES)											
			10	20	50	100	200	500	1000	2000	>=			
			19	49	99	199	499	999	1999	4999	5000			
AGRIC. PRIMARY	611	M	15.2	3.6	29.3	27.2	24.7	-	-	-	-	-	-	-
PROD., LIVE- STOCK, TEXT.		F	13.5	6.9	46.3	11.9	21.4	-	-	-	-	-	-	-
FUELS, ORES,	612	M	14.7	4.5	33.9	23.1	23.9	-	-	-	-	-	-	-
INDUSTRIAL		F	31.3	28.5	11.2	13.3	4.9	3.8	7.1	-	-	-	-	-
CHEMICALS	613	M	29.3	23.9	12.9	16.7	8.7	4.3	4.2	-	-	-	-	-
TIMBER, BUILDING		F	30.8	27.4	11.7	14.1	5.8	3.9	6.4	-	-	-	-	-
MATERIALS		M	45.7	29.1	21.0	1.7	2.6	-	-	-	-	-	-	-
MACHINERY,	614	F	45.1	34.2	13.9	3.7	3.0	-	-	-	-	-	-	-
EQUIPMENTS,		T	45.6	25.1	19.6	2.1	2.7	-	-	-	-	-	-	-
VEHICLES		M	21.6	27.0	19.2	18.1	5.6	10.0	1.5	-	-	-	-	-
FURNITURE, HSEHD.	615	F	21.5	25.6	18.7	18.2	6.3	3.2	4.2	-	-	-	-	-
GOODS,		M	36.0	29.6	15.6	2.0	5.8	8.0	2.3	-	-	-	-	-
HARDWARE		F	35.5	29.3	17.0	2.8	9.3	6.1	-	-	-	-	-	-
TEXTILES, CLOTH-	616	T	35.8	29.5	16.0	2.2	11.1	5.3	-	-	-	-	-	-
ING, FOOTWR.		M	46.8	27.1	13.9	4.3	-	2.5	5.4	-	-	-	-	-
LEATHERWARE		F	43.5	29.4	12.5	5.1	-	2.6	7.0	-	-	-	-	-
FOOD, DRINK,	617	T	45.3	28.2	13.2	4.7	-	2.5	6.1	-	-	-	-	-
TOBACCO		M	34.4	29.2	12.6	11.6	4.3	4.9	2.4	-	-	-	-	-
TOBACCO	617.6	F	41.4	29.0	10.7	7.8	3.5	5.7	1.8	-	-	-	-	-
PRODUCTS		T	-	-	-	-	-	-	-	-	-	-	-	-
PHARMACEUTICAL,	618	M	17.5	45.9	19.6	9.8	2.8	4.4	-	-	-	-	-	-
MEDICAL GDS.,		F	14.5	46.0	16.6	16.0	1.3	5.7	-	-	-	-	-	-
CLEANING MAT.		T	16.2	45.9	18.3	12.5	2.2	4.9	-	-	-	-	-	-
PHARMACEUTICALS	618.1	M	16.5	54.4	20.3	8.8	-	-	-	-	-	-	-	-
OTHER WHOLESALE	619	F	14.7	58.2	14.0	13.1	-	-	-	-	-	-	-	-
DISTRIBUTION		T	15.8	55.9	17.7	10.6	-	-	-	-	-	-	-	-
PAPER, BOOKS,	619.1/2	M	21.8	32.1	11.8	12.4	14.8	7.2	-	-	-	-	-	-
STATIONERY,		F	25.8	42.6	8.7	6.5	12.6	3.8	-	-	-	-	-	-
NEWSPAPERS		T	23.2	35.9	10.7	10.2	14.0	6.0	-	-	-	-	-	-
WHOLESALE TRADE	61	M	41.3	58.7	-	-	-	-	-	-	-	-	-	-
FOOD, DRINK,	641/642	F	34.8	65.2	-	-	-	-	-	-	-	-	-	-
TOBACCO		T	38.0	62.0	-	-	-	-	-	-	-	-	-	-
DISPENSING	643	M	31.9	26.1	16.8	11.2	7.8	4.2	2.0	-	-	-	-	-
CHEMISTS		F	29.0	29.1	17.9	11.1	6.8	4.1	2.0	-	-	-	-	-
MEDICAL GOODS,	644	T	31.0	27.1	17.1	11.2	7.5	4.1	2.0	-	-	-	-	-
COSMETICS,		M	33.5	19.4	8.0	12.3	11.0	2.4	-	-	-	-	-	-
CLEANING MAT.		F	29.0	16.6	9.1	14.0	9.6	4.9	-	-	-	-	-	-
CLOTHING	645	T	31.8	18.3	8.4	13.0	10.4	3.4	-	-	-	-	-	-
FOOTWEAR,	646	M	50.0	22.6	-	9.8	17.6	-	-	-	-	-	-	-
LEATHER GOODS		F	63.0	22.9	-	7.6	6.4	-	-	-	-	-	-	-
FURN. FABRICS,	647	T	56.3	22.8	-	8.7	12.2	-	-	-	-	-	-	-
HOUSEHOLD		M	30.3	20.0	5.1	10.5	21.5	12.6	-	-	-	-	-	-
TEXTILES		F	37.5	15.4	12.9	9.0	19.7	5.6	-	-	-	-	-	-
HOUSEHOLD	648/649	T	33.5	18.0	8.5	9.8	20.7	9.5	-	-	-	-	-	-
FITMENTS,		M	45.8	24.9	16.9	8.4	2.1	1.9	-	-	-	-	-	-
APPLIANCES		F	41.4	27.1	15.0	10.6	3.4	2.4	-	-	-	-	-	-
BOOKS, NEWSPRS.,	653	T	43.2	26.2	15.8	9.7	2.9	2.2	-	-	-	-	-	-
STATIONERY,		M	45.8	9.7	3.0	5.5	6.9	29.1	-	-	-	-	-	-
OFFICE SUPPS.		F	49.1	15.2	2.2	10.3	4.3	19.0	-	-	-	-	-	-
OTHER RETAIL	654/655	T	47.9	13.2	2.5	8.6	5.2	22.6	-	-	-	-	-	-
DISTRIBUTION		M	46.6	53.4	-	-	-	-	-	-	-	-	-	-
VARIOUS NON-FOOD	656	F	50.4	49.6	-	-	-	-	-	-	-	-	-	-
PRODUCTS		T	48.1	51.9	-	-	-	-	-	-	-	-	-	-
RETAIL TRADE	64/653-656	M	66.0	23.1	7.0	2.2	1.7	-	-	-	-	-	-	-
		F	60.9	25.1	8.3	2.2	3.5	-	-	-	-	-	-	-
		T	64.5	23.7	7.4	2.2	2.2	-	-	-	-	-	-	-
		M	33.6	27.7	13.4	13.4	11.9	-	-	-	-	-	-	-
		F	43.2	29.5	15.4	8.1	3.7	-	-	-	-	-	-	-
		T	37.5	28.4	14.3	11.3	8.6	-	-	-	-	-	-	-
		M	25.6	31.2	15.3	10.6	12.8	4.5	-	-	-	-	-	-
		F	24.0	32.4	15.4	8.3	10.6	9.4	-	-	-	-	-	-
		T	25.1	31.5	15.3	10.0	12.1	5.9	-	-	-	-	-	-
		M	1.7	4.1	1.2	4.3	4.3	-	-	-	-	-	-	84.4
		F	1.5	2.4	2.4	3.1	4.3	-	-	-	-	-	-	86.4
		T	1.5	3.0	2.0	3.5	4.3	-	-	-	-	-	-	85.7
		M	37.6	19.0	7.5	6.7	6.1	1.7	-	-	-	-	-	18.5
		F	24.6	14.1	7.0	6.4	5.3	2.1	-	-	-	-	-	2.4
		T	31.3	16.6	7.3	6.5	5.7	1.9	-	-	-	-	-	27.9



TAB. A2

SALARIES SELON L ACTIVITE, LE SEXE  
LA TAILLE DE L ENTREPRISE ET LE  
REGIME DE TRAVAIL

REGIME DE TRAVAIL: TEMPS PLEIN

(%)

TAILLE DE L ENTREPRISE (NOMBRE DE SALARIES)								S E X E	NACE	ACTIVITE
10	50	100	200	500	>=	TOG.				
49	99	199	499	999	1000	(°)	ENS.			
18.7	29.3	27.2	24.7	-	-	-	100.0	M	611	MAT. PREM., AGR., ANIMAUX, TEXTILES
20.4	46.3	11.9	21.4	-	-	-	100.0	F		
19.2	33.9	23.1	23.9	-	-	-	100.0	T		
59.7	11.2	13.3	4.9	3.8	7.1	-	100.0	M	612	COMBUSTIBLES, MINERAIS, PR. CHIMIQUES
53.2	12.9	16.7	8.7	4.3	4.2	-	100.0	F		
58.1	11.7	14.1	5.8	3.9	6.4	-	100.0	M	613	BOIS, MATERIAUX DE CONSTR.
74.8	21.0	1.7	2.6	-	-	-	100.0	T		
79.3	13.9	3.7	3.0	-	-	-	100.0	F		
75.7	19.6	2.1	2.7	-	-	-	100.0	T		
46.7	18.2	18.1	5.6	10.0	1.5	-	100.0	M	614	MACHINES, VEHICULES
48.3	19.7	18.2	6.3	3.2	4.2	-	100.0	F		
47.1	18.7	18.2	5.8	8.0	2.3	-	100.0	T		
65.6	15.6	2.0	11.9	4.9	-	-	100.0	M	615	MEUBLES, ART. MENAGERS
64.8	17.0	2.8	9.3	6.1	-	-	100.0	F		
65.4	16.0	2.2	11.1	5.3	-	-	100.0	T		
74.0	13.9	4.3	-	2.5	5.4	-	100.0	M	616	TEXTILE, HABILLEMENT, CHAUSSURES
72.8	12.5	5.1	-	2.6	7.0	-	100.0	F		
73.4	13.2	4.7	-	2.5	6.1	-	100.0	T		
74.3	9.7	5.7	3.0	4.9	2.4	-	100.0	M	617	PRODUITS ALIM., BOISSONS, TABAC
63.5	12.6	11.6	4.3	7.2	0.7	-	100.0	F		
70.5	10.7	7.8	3.5	5.7	1.8	-	100.0	T	617.6	PRODUITS DU TABAC
-	-	-	-	-	-	-	-	M		
-	-	-	-	-	-	-	-	T		
63.4	19.6	9.8	2.8	4.4	-	-	100.0	M	618	PR. PHARM., MEDICAUX, D'ENTRETIEN
60.4	16.6	16.0	1.3	5.7	-	-	100.0	F		
62.1	18.3	12.5	2.2	4.9	-	-	100.0	T		
70.9	20.3	8.8	-	-	-	-	100.0	M	618.1	PRODUITS PHARM.
72.9	14.0	13.1	-	-	-	-	100.0	F		
71.7	17.7	10.6	-	-	-	-	100.0	T		
53.9	11.8	12.4	14.8	7.2	-	-	100.0	M	619	AUTRES COMMERCE DE GROS
68.4	8.7	6.5	12.6	3.8	-	-	100.0	F		
59.2	10.7	10.2	14.0	6.0	-	-	100.0	T		
100.0	-	-	-	-	-	-	100.0	M	619.1/2	PAPIER, LIVRES, JOURNEAUX
100.0	-	-	-	-	-	-	100.0	F		
100.0	-	-	-	-	-	-	100.0	T		
58.1	16.8	11.2	7.8	4.2	2.0	-	100.0	M	61	COMMERCE DE GROS
58.1	17.9	11.1	6.8	4.1	2.0	-	100.0	F		
58.1	17.1	11.2	7.5	4.1	2.0	-	100.0	T		
52.9	8.0	12.3	11.0	2.4	13.4	-	100.0	M	641/642	PR. ALIMENTAIRES, BOISSONS, TABAC
45.7	9.1	14.0	5.6	4.9	16.7	-	100.0	F		
50.1	8.4	13.0	10.4	3.4	14.7	-	100.0	T		
72.6	-	9.8	17.6	-	-	-	100.0	M	643	PHARMACIES
86.0	-	7.6	6.4	-	-	-	100.0	F		
79.1	-	8.7	12.2	-	-	-	100.0	T		
50.4	5.1	10.5	21.5	12.6	-	-	100.0	M	644	ART. MEDICAUX, PRODUITS D'ENTRETIEN
52.9	12.9	9.0	19.7	5.6	-	-	100.0	F		
51.5	8.5	9.8	20.7	9.5	-	-	100.0	T		
70.7	16.9	8.4	2.1	1.9	-	-	100.0	M	645	ARTICLES D'HABILLEMENT
68.5	15.0	10.6	3.4	2.4	-	-	100.0	F		
69.4	15.8	9.7	2.9	2.2	-	-	100.0	T		
55.5	3.0	5.5	6.9	29.1	-	-	100.0	M	646	CHAUSSURES, MAROQUINERIE
64.3	2.2	10.3	4.3	19.0	-	-	100.0	F		
61.1	2.5	8.6	5.2	22.6	-	-	100.0	T		
100.0	-	-	-	-	-	-	100.0	M	647	TISSUS D'AMEUBLEMENT
100.0	-	-	-	-	-	-	100.0	F		
100.0	-	-	-	-	-	-	100.0	T		
89.2	7.0	2.2	1.7	-	-	-	100.0	M	648/649	EQUIPEMENT DU FOYER
86.0	8.3	2.2	3.5	-	-	-	100.0	F		
80.3	7.4	2.2	2.2	-	-	-	100.0	T		
61.3	13.4	13.4	11.9	-	-	-	100.0	M	653	LIVRES, JOURN., PAPIER, EQ. BUREAU
72.7	15.4	8.1	3.7	-	-	-	100.0	F		
65.9	14.3	11.3	8.6	-	-	-	100.0	T		
56.8	15.3	10.6	12.8	4.5	-	-	100.0	M	654/655	AUTRES COMMERCE DE DETAIL
56.4	15.4	8.3	10.6	9.4	-	-	100.0	F		
56.7	15.3	10.0	12.1	5.9	-	-	100.0	T		
5.8	1.2	4.3	4.3	-	84.4	-	100.0	M	656	PRODUITS DIVERS NON ALIMENT.
3.9	2.4	3.1	4.3	-	86.4	-	100.0	F		
4.6	2.0	3.5	4.3	-	85.7	-	100.0	T		
56.5	7.5	6.7	6.1	1.7	21.4	-	100.0	M	64/653-656	COMMERCE DE DETAIL
38.7	7.0	6.4	5.3	2.1	40.5	-	100.0	F		
48.0	7.3	6.5	5.7	1.9	30.6	-	100.0	T		

TAB. A2

EMPLOYEES ACCORDING TO ACTIVITY, SEX,  
SIZE OF ENTERPRISE AND TYPE OF  
EMPLOYMENT

(%) TYPE OF EMPLOYMENT: PART-TIME

ACTIVITY	NACE	SEX	SIZE OF ENTERPRISE (NUMBER OF EMPLOYEES)									
			10	20	50	100	200	500	1000	2000	>=	
			19	49	99	199	499	999	1999	4999	5000	
AGRIC. PRIMARY	611	M	-	-	-	-	-	-	-	-	-	-
PROD., LIVE-		F	25.3	12.5	20.3	40.5	-	-	-	-	-	-
STOCK, TEXT.		T	24.3	13.0	19.8	41.7	-	-	-	-	-	-
FUELS, ORES,	612	M	-	57.1	-	-	-	-	-	-	-	-
INDUSTRIAL		F	48.8	36.4	-	-	-	-	-	-	-	-
CHEMICALS		T	45.8	42.6	-	-	-	-	-	-	-	-
TIMBER, BUILDING	613	M	92.8	-	-	-	-	-	-	-	-	-
MATERIALS		F	63.6	-	-	-	-	-	-	-	-	-
		T	75.9	21.2	-	-	-	-	-	-	-	-
MACHINERY,	614	M	-	-	-	-	-	-	-	-	-	-
EQUIPMENTS,		F	-	47.5	-	-	-	-	-	-	-	-
VEHICLES		T	-	46.5	21.0	-	-	-	-	-	-	-
FURNITURE, HSEHD.	615	M	-	-	-	-	-	-	-	-	-	-
GOODS,		F	-	34.3	-	-	-	-	-	-	-	-
HARDWARE		T	43.7	34.3	-	-	-	-	-	-	-	-
TEXTILES, CLOTH-	616	M	-	22.4	-	-	-	-	30.3	-	-	-
ING, FOOTWR.		F	-	27.1	-	-	-	8.6	45.7	-	-	-
LEATHERWARE		T	18.6	25.8	-	-	-	6.7	41.5	-	-	-
FOOD, DRINK,	617	M	57.5	25.8	-	11.5	-	-	-	-	-	-
TOBACCO		F	43.7	41.4	4.7	9.4	-	-	-	-	-	-
		T	46.6	38.1	4.5	9.8	0.7	-	-	-	-	-
TOBACCO	617.6	M	-	-	-	-	-	-	-	-	-	-
PRODUCTS		F	-	-	-	-	-	-	-	-	-	-
		T	-	-	-	-	-	-	-	-	-	-
PHARMACEUTICAL,	618	M	-	80.5	-	-	-	-	-	-	-	-
MEDICAL GDS.,		F	-	77.7	6.8	7.8	-	2.9	-	-	-	-
CLEANING MAT.		T	-	78.4	6.9	8.3	-	2.2	-	-	-	-
PHARMACEUTICALS	618.1	M	-	-	-	-	-	-	-	-	-	-
		F	-	88.5	-	-	-	-	-	-	-	-
		T	-	87.6	-	6.8	-	-	-	-	-	-
OTHER WHOLESALE	619	M	-	33.2	-	-	-	-	-	-	-	-
DISTRIBUTION		F	37.5	38.6	14.4	-	-	-	-	-	-	-
		T	40.5	36.5	13.7	5.9	-	-	-	-	-	-
PAPER, BOOKS,	619.1/2	M	-	-	-	-	-	-	-	-	-	-
STATIONERY,		F	-	-	-	-	-	-	-	-	-	-
NEWSPAPERS		T	-	-	-	-	-	-	-	-	-	-
WHOLESALE TRADE	61	M	47.4	34.0	5.7	8.2	-	-	2.6	-	-	-
		F	33.5	39.4	9.4	12.3	0.6	1.2	-	-	-	-
		T	36.8	38.1	8.5	11.3	0.8	1.0	3.5	-	-	-
FOOD, DRINK,	641/642	M	28.3	-	-	6.8	-	5.9	-	-	35.6	-
TOBACCO		F	20.6	9.8	11.9	6.1	-	1.8	-	-	48.0	-
		T	22.5	10.7	10.6	6.3	2.2	2.8	-	-	45.0	-
DISPENSING	643	M	-	-	-	-	-	-	-	-	-	-
CHEMISTS		F	86.5	-	-	-	-	-	-	-	-	-
		T	88.6	-	-	-	-	-	-	-	-	-
MEDICAL GOODS,	644	M	-	-	-	-	-	-	-	-	-	-
COSMETICS,		F	64.4	-	-	-	-	-	-	-	-	-
CLEANING MAT.		T	62.7	-	-	-	-	-	-	-	-	-
CLOTHING	645	M	38.2	-	45.4	-	7.2	-	-	-	-	-
		F	21.5	33.7	26.7	10.5	7.6	-	-	-	-	-
		T	26.1	26.4	31.9	8.2	7.5	-	-	-	-	-
FOOTWEAR,	646	M	-	-	-	-	-	-	-	-	-	-
LEATHER GOODS		F	39.7	10.0	-	7.2	-	41.3	-	-	-	-
		T	42.5	10.0	-	6.4	-	39.5	-	-	-	-
FURN. FABRICS,	647	M	-	-	-	-	-	-	-	-	-	-
HOUSEHOLD		F	-	-	-	-	-	-	-	-	-	-
TEXTILES		T	-	-	-	-	-	-	-	-	-	-
HOUSEHOLD	648/649	M	67.4	27.6	-	-	-	-	-	-	-	-
FITMENTS,		F	50.1	44.0	-	-	-	-	-	-	-	-
APPLIANCES		T	58.4	36.1	3.1	-	-	-	-	-	-	-
BOOKS, NEWSPRS.,	653	M	-	-	-	-	-	-	-	-	-	-
STATIONERY,		F	-	64.1	-	-	-	-	-	-	-	-
OFFICE SUPPS.		T	-	64.2	-	-	-	-	-	-	-	-
OTHER RETAIL	654/655	M	72.1	-	-	-	-	-	-	-	-	-
DISTRIBUTION		F	49.0	26.5	-	-	-	9.5	-	-	-	-
		T	58.1	22.0	-	-	-	5.8	-	-	-	-
VARIOUS NON-FOOD	656	M	-	-	-	-	-	-	-	-	93.5	-
PRODUCTS		F	-	-	-	1.3	0.5	-	-	-	98.0	-
		T	-	-	-	1.3	0.5	-	-	-	97.8	-
RETAIL TRADE	64/653-	M	41.6	15.1	10.7	2.5	2.8	1.6	-	7.3	18.3	-
	656	F	8.0	6.2	3.0	2.4	1.2	1.0	-	4.3	73.9	-
		T	12.1	7.3	3.9	2.4	1.4	1.1	-	4.7	67.2	-

TAB. A2

SALARIES SELON L ACTIVITE, LE SEXE  
LA TAILLE DE L ENTREPRISE ET LE  
REGIME DE TRAVAIL

REGIME DE TRAVAIL: TEMPS PARTIEL

(%)

TAILLE DE L ENTREPRISE (NOMBRE DE SALARIES)							SEX E	NACE	ACTIVITE	
10	50	100	200	500	>=	T06.				
49	99	199	499	999	1000	(*)	ENS.			
							100.0	M	611	MAT. PREM. AGR.,
							100.0	F		ANIMAUX,
							100.0	T		TEXTILES
37.9	20.3	40.5					100.0	M	612	COMBUSTIBLES,
37.3	19.8	41.7					100.0	F		MINERAIS,
95.9							100.0	T		PR. CHIMIQUES
85.2							100.0	M	613	BOIS, MATERIAUX
88.4							100.0	F		DE CONSTR.
98.7							100.0	T		
96.0							100.0	M	614	MACHINES,
97.1							100.0	F		VEHICULES
53.5							100.0	T		
65.2							100.0	M	615	MEUBLES,
61.7	21.0						100.0	F		ART. MENAGERS
96.3							100.0	T		QUINCAILLERIE
66.7							100.0	M	616	TEXTILE,
76.0							100.0	F		HABILLEMENT,
59.9							100.0	T		CHAUSSURES
38.7				8.6	45.7		100.0	M	617	PRODUITS ALIM.,
44.4				6.7	41.5		100.0	F		BOISSONS,
83.3		11.5					100.0	T		TABAC
85.1	4.7	9.4					100.0	M	617.6	PRODUITS DU
84.7	4.5	9.8	0.7				100.0	F		TABAC
							100.0	T		
							100.0	M	618	PR. PHARM.,
82.6							100.0	F		MEDICAUX,
82.6	6.8	7.8		2.9			100.0	T		D'ENTRETIEN
	6.9	8.3		2.2			100.0	M	618.1	PRODUITS
							100.0	F		PHARM.
90.5							100.0	T		
89.1		6.8					100.0	M	619	AUTRES COMMERCES
78.4							100.0	F		DE GROS
76.1	14.4						100.0	T		
77.0	13.7	5.9					100.0	M	619.1/2	PAPIER, LIVRES,
							100.0	F		JOURNEAUX
							100.0	T		
81.4	5.7	8.2			2.6		100.0	M	61	COMMERCE DE GROS
72.8	9.4	12.3	0.6	1.2	3.8		100.0	F		
74.9	8.5	11.3	0.8	1.0	3.5		100.0	T		
41.7		6.8		5.9	35.6		100.0	M	641/642	PR. ALIMENTAIRES,
30.4	11.9	6.1		1.8	48.0		100.0	F		BOISSONS,
33.1	10.6	6.3	2.2	2.8	45.0		100.0	T		TABAC
							100.0	M	643	PHARMACIES
97.7							100.0	F		
98.1							100.0	T		
87.6							100.0	M	644	ART. MEDICAUX,
80.5							100.0	F		PRODUITS
45.4	45.4		7.2				100.0	T		D'ENTRETIEN
55.2	26.7	10.5	7.6				100.0	M	645	ARTICLES
52.5	31.9	8.2	7.5				100.0	F		D'HABILLEMENT
							100.0	T		
49.7		7.2		41.3			100.0	M	646	CHAUSSURES,
52.5		6.4		38.5			100.0	F		MAROQUINERIE
							100.0	T		
							100.0	M	647	TISSUS
							100.0	F		D'AMEUBLEMENT
							100.0	T		
95.0							100.0	M	648/649	EQUIPEMENT DU
94.1							100.0	F		FOYER
94.5	3.1						100.0	T		
							100.0	M	653	LIVRES, JOURN.,
90.9							100.0	F		PAPIER,
92.1							100.0	T		EQ. BUREAU
87.3							100.0	M	654/655	AUTRES COMMERCES
75.5				9.5			100.0	F		DE DETAIL
80.1				5.8			100.0	T		
							100.0	M	656	PRODUITS DIVERS
		1.3	0.5		93.5		100.0	F		NON ALIMENT.
		1.3	0.5		98.0		100.0	T		
					97.8		100.0	M	64/653-	COMMERCE DE
56.7	10.7	2.5	2.8	1.6	25.6		100.0	F	656	DETAIL
14.2	3.0	2.4	1.2	1.0	78.2		100.0	T		
19.3	3.9	2.4	1.4	1.1	71.9		100.0	M		

TAB. A2

EMPLOYEES ACCORDING TO ACTIVITY, SEX,  
SIZE OF ENTERPRISE AND TYPE OF  
EMPLOYMENT

(%) TYPE OF EMPLOYMENT: ALL TYPES OF EMPLOYMENT

ACTIVITY	NACE	SEX	SIZE OF ENTERPRISE (NUMBER OF EMPLOYEES)										
			10	20	50	100	200	500	1000	2000	>=		
			19	49	99	199	499	999	1999	4999	5000		
AGRIC. PRIMARY	611	M	15.2	3.6	29.3	27.2	24.7	-	-	-	-	-	-
PROD., LIVE- STOCK, TEXT.		F	14.2	7.3	44.7	13.7	20.2	-	-	-	-	-	-
FUELS, ORES,	612	M	14.9	4.6	33.6	23.4	23.4	-	-	-	-	-	-
INDUSTRIAL CHEMICALS		F	31.3	28.6	11.2	13.3	4.9	3.7	7.0	-	-	-	-
TIMBER, BUILDING MATERIALS	613	M	29.8	24.3	12.7	16.4	8.4	4.2	4.1	-	-	-	-
		F	30.9	27.5	11.6	14.1	5.8	3.9	6.3	-	-	-	-
MACHINERY, EQUIPMENTS, VEHICLES	614	M	46.1	28.9	20.8	1.6	2.6	-	-	-	-	-	-
FURNITURE, HSEHD. GOODS,		F	45.9	34.1	13.5	3.6	2.9	-	-	-	-	-	-
HARDWARE	615	M	46.0	29.9	19.4	2.0	2.6	-	-	-	-	-	-
TEXTILES, CLOTH- ING, FOOTWR., LEATHERWARE	616	M	21.5	25.2	18.3	18.1	5.6	9.9	1.5	-	-	-	-
		F	21.3	27.4	19.7	18.0	6.2	3.1	4.4	-	-	-	-
FOOD, DRINK, TOBACCO	617	M	21.4	25.8	18.7	18.1	5.8	7.9	2.3	-	-	-	-
		F	36.1	28.7	15.5	2.0	11.8	4.8	-	-	-	-	-
TOBACCO PRODUCTS	617.6	M	35.5	29.4	17.3	2.7	9.1	6.0	-	-	-	-	-
		F	35.9	28.6	16.0	2.2	11.0	5.2	-	-	-	-	-
PHARMACEUTICAL, MEDICAL GDS., CLEANING MAT.	618	M	46.8	27.1	13.8	4.3	-	2.5	5.6	-	-	-	-
PHARMACEUTICALS	618.1	M	42.7	28.3	12.3	5.1	-	2.7	7.8	-	-	-	-
		F	44.9	28.1	13.1	4.6	-	2.6	6.7	-	-	-	-
OTHER WHOLESALE DISTRIBUTION	619	M	45.5	28.9	9.6	5.8	3.0	4.9	2.3	-	-	-	-
		F	35.1	30.2	12.0	11.4	4.0	6.6	0.7	-	-	-	-
PAPER, BOOKS, STATIONERY, NEWSPAPERS	619.1/2	M	41.6	29.4	10.5	7.9	3.4	5.5	1.7	-	-	-	-
WHOLESALE TRADE	61	M	-	-	-	-	-	-	-	-	-	-	-
		F	17.4	46.3	19.5	9.8	2.8	4.3	-	-	-	-	-
		T	14.1	47.4	16.1	15.6	1.3	5.5	-	-	-	-	-
FOOD, DRINK, TOBACCO	641/642	M	15.9	46.8	18.0	12.4	2.1	4.8	-	-	-	-	-
		F	16.3	54.8	20.1	8.8	-	-	-	-	-	-	-
		T	14.0	59.9	13.4	12.7	-	-	-	-	-	-	-
DISPENSING CHEMISTS	643	M	15.3	56.9	17.3	10.4	-	-	-	-	-	-	-
		F	22.0	32.2	11.8	12.3	14.7	7.1	-	-	-	-	-
		T	26.1	42.5	8.8	6.5	12.3	3.8	-	-	-	-	-
MEDICAL GOODS, COSMETICS, CLEANING MAT.	644	M	23.5	36.0	10.7	10.2	13.8	5.9	-	-	-	-	-
CLOTHING	645	M	42.3	57.7	-	-	-	-	-	-	-	-	-
		F	35.2	64.8	-	-	-	-	-	-	-	-	-
		T	38.8	61.2	-	-	-	-	-	-	-	-	-
FOOTWEAR, LEATHER GOODS	646	M	32.0	26.2	16.7	11.2	7.7	4.1	2.0	-	-	-	-
		F	29.2	29.6	17.5	11.2	6.5	4.0	2.1	-	-	-	-
		T	31.1	27.3	17.0	11.2	7.3	4.1	2.0	-	-	-	-
FURN. FABRICS, HOUSEHOLD TEXTILES	647	M	33.5	19.3	7.9	12.3	10.9	2.5	-	-	-	-	-
		F	28.5	16.2	9.3	13.6	9.1	4.7	-	-	-	-	-
		T	31.5	18.1	8.5	12.8	10.2	3.4	-	-	-	-	-
HOUSEHOLD FITMENTS, APPLIANCES	648/649	M	50.6	22.3	-	9.7	17.3	-	-	-	-	-	-
		F	64.6	22.1	-	7.2	6.0	-	-	-	-	-	-
		T	57.6	22.2	-	8.5	11.7	-	-	-	-	-	-
BOOKS, NEWSPRS., STATIONERY, OFFICE SUPPS.	653	M	30.6	20.0	5.2	10.4	21.4	12.5	-	-	-	-	-
		F	37.8	15.5	12.7	8.9	19.6	5.5	-	-	-	-	-
		T	33.8	18.0	8.6	9.7	20.6	9.3	-	-	-	-	-
OTHER RETAIL DISTRIBUTION	654/655	M	45.8	24.5	17.5	8.3	2.2	1.8	-	-	-	-	-
		F	40.8	27.4	15.5	10.6	3.6	2.3	-	-	-	-	-
		T	42.6	26.2	16.3	9.6	3.0	2.1	-	-	-	-	-
VARIOUS NON-FOOD PRODUCTS	656	M	46.1	9.7	3.0	5.4	6.8	29.1	-	-	-	-	-
		F	48.6	14.9	2.1	10.1	4.1	20.2	-	-	-	-	-
		T	47.7	13.1	2.4	8.5	5.0	23.3	-	-	-	-	-
RETAIL TRADE	64/653- 656	M	46.9	53.1	-	-	-	-	-	-	-	-	-
		F	52.4	47.6	-	-	-	-	-	-	-	-	-
		T	49.1	50.9	-	-	-	-	-	-	-	-	-
		M	66.0	23.2	6.9	2.1	1.6	-	-	-	-	-	-
		F	60.5	25.8	8.2	2.1	3.4	-	-	-	-	-	-
		T	64.4	24.0	7.3	2.1	2.2	-	-	-	-	-	-
		M	33.6	27.9	13.4	13.3	11.8	-	-	-	-	-	-
		F	42.8	30.3	15.2	7.9	3.7	-	-	-	-	-	-
		T	37.3	28.9	14.1	11.1	8.5	-	-	-	-	-	-
		M	26.0	31.0	15.2	10.6	12.7	4.4	-	-	-	-	-
		F	24.8	32.2	15.0	8.2	10.5	9.4	-	-	-	-	-
		T	25.7	31.4	15.1	9.8	12.1	5.9	-	-	-	-	-
		M	1.7	4.1	1.2	4.3	4.2	-	-	-	-	-	84.5
		F	1.2	2.1	2.0	2.8	3.8	-	-	-	-	-	88.1
		T	1.4	2.7	1.8	3.3	3.9	-	-	-	-	-	87.0
		M	37.6	18.9	7.6	6.7	6.0	1.7	-	-	-	-	18.5
		F	23.0	13.4	6.6	6.0	4.9	2.0	-	-	-	-	41.4
		T	30.3	16.1	7.1	6.3	5.5	1.9	-	-	-	-	30.0

TAB. A2

SALARIES SELON L ACTIVITE, LE SEXE  
LA TAILLE DE L ENTREPRISE ET LE  
REGIME DE TRAVAIL

REGIME DE TRAVAIL: ENS. DES REGIMES DE TRAVAIL (%)

TAILLE DE L ENTREPRISE (NOMBRE DE SALARIES)								SEX E	NACE	ACTIVITE
10	50	100	200	500	>=	TOT.	ENS.			
49	99	199	499	999	1000	(*)				
18.7	29.3	27.2	24.7	-	-	-	100.0	M	611	MAT. PREM. AGR.,
21.5	44.7	13.7	20.2	-	-	-	100.0	F		ANIMAUX,
18.5	33.6	23.4	23.4	-	-	-	100.0	T		TEXTILES
59.9	11.2	13.3	4.9	3.7	7.0	-	100.0	M	612	COMBUSTIBLES,
54.1	12.7	16.4	8.4	4.2	4.1	-	100.0	F		MINERAIS,
58.4	11.6	14.1	5.8	3.9	6.3	-	100.0	T		PR. CHIMIQUES
75.0	20.8	1.6	2.6	-	-	-	100.0	M	613	BOIS, MATERIAUX
80.0	13.5	3.6	2.9	-	-	-	100.0	F		DE CONSTR.
76.0	19.4	2.0	2.6	-	-	-	100.0	T		
46.7	18.3	18.1	5.6	9.9	1.5	-	100.0	M	614	MACHINES,
48.7	19.7	18.0	6.2	3.1	4.4	-	100.0	F		VEHICULES
47.3	18.7	18.1	5.8	7.9	2.3	-	100.0	T		
65.8	15.5	2.0	11.8	4.9	-	-	100.0	M	615	MEUBLES,
64.8	17.3	2.7	9.1	6.0	-	-	100.0	F		ART. MENAGERS
65.5	16.0	2.2	11.0	5.2	-	-	100.0	T		QUINCAILLERIE
73.9	13.8	4.3	-	2.5	5.6	-	100.0	M	616	TEXTILE,
72.0	12.3	5.1	-	2.7	7.9	-	100.0	F		HABILLEMENT,
73.0	13.1	4.6	-	2.6	6.7	-	100.0	T		CHAUSSURES
74.4	9.6	5.8	3.0	4.9	2.3	-	100.0	M	617	PRODUITS ALIM.,
65.3	12.6	11.4	4.0	6.6	0.7	-	100.0	F		BOISSONS,
71.0	10.5	7.9	3.4	5.5	1.7	-	100.0	T		TABAC
-	-	-	-	-	-	-	-	M	617.6	PRODUITS DU
-	-	-	-	-	-	-	-	F		TABAC
-	-	-	-	-	-	-	-	T		
63.6	19.5	9.8	2.8	4.3	-	-	100.0	M	618	PR. PHARM.,
61.4	16.1	15.6	1.3	5.5	-	-	100.0	F		MEDICAUX,
62.7	18.0	12.4	2.1	4.9	-	-	100.0	T		D'ENTRETIEN
71.1	20.1	8.8	-	-	-	-	100.0	M	618.1	PRODUITS
73.9	13.4	12.7	-	-	-	-	100.0	F		PHARM.
72.2	17.3	10.4	-	-	-	-	100.0	T		
54.1	11.8	12.3	14.7	7.1	-	-	100.0	M	619	AUTRES COMMERCES
68.6	8.8	6.5	12.3	3.8	-	-	100.0	F		DE GROS
59.4	10.7	10.2	13.8	5.9	-	-	100.0	T		
100.0	-	-	-	-	-	-	100.0	M	619.1/2	PAPIER, LIVRES,
100.0	-	-	-	-	-	-	100.0	F		JOURNEAUX
100.0	-	-	-	-	-	-	100.0	T		
58.2	16.7	11.2	7.7	4.1	2.0	-	100.0	M	61	COMMERCE DE GROS
58.8	17.5	11.2	6.5	4.0	2.1	-	100.0	F		
58.4	17.0	11.2	7.3	4.1	2.0	-	100.0	T		
52.8	7.9	12.3	10.9	2.5	13.7	-	100.0	M	641/642	PR. ALIMENTAIRES,
44.8	9.3	13.6	9.1	4.7	18.5	-	100.0	F		BOISSONS,
49.6	8.5	12.8	10.2	3.4	15.6	-	100.0	T		TABAC
73.0	-	9.7	17.3	-	-	-	100.0	M	643	PHARMACIES
86.8	-	7.2	6.0	-	-	-	100.0	F		
79.9	-	8.5	11.7	-	-	-	100.0	T		
50.5	5.2	10.4	21.4	12.5	-	-	100.0	M	644	ART. MEDICAUX,
53.4	12.7	8.9	19.6	5.5	-	-	100.0	F		PRODUITS
51.8	8.6	9.7	20.6	9.3	-	-	100.0	T		D'ENTRETIEN
70.1	17.5	8.3	2.2	1.9	-	-	100.0	M	645	ARTICLES
68.0	15.5	10.6	3.6	2.3	-	-	100.0	F		D'HABILLEMENT
68.9	16.3	9.6	3.0	2.1	-	-	100.0	T		
55.8	3.0	5.4	6.8	29.1	-	-	100.0	M	646	CHAUSSURES,
63.4	2.1	10.1	4.1	20.2	-	-	100.0	F		MARQUINERIE
60.8	2.4	8.5	5.0	23.3	-	-	100.0	T		
100.0	-	-	-	-	-	-	100.0	M	647	TISSUS
100.0	-	-	-	-	-	-	100.0	F		D'AMEUBLEMENT
100.0	-	-	-	-	-	-	100.0	T		
89.3	6.9	2.1	1.6	-	-	-	100.0	M	648/649	EQUIPEMENT DU
86.3	8.2	2.1	3.4	-	-	-	100.0	F		FOYER
88.4	7.3	2.1	2.2	-	-	-	100.0	T		
61.5	13.4	13.3	11.8	-	-	-	100.0	M	653	LIVRES, JOURN.,
73.1	15.2	7.9	3.7	-	-	-	100.0	F		PAPIER,
66.3	14.1	11.1	8.5	-	-	-	100.0	T		EQ. BUREAU
57.1	15.2	10.6	12.7	4.4	-	-	100.0	M	654/655	AUTRES COMMERCES
57.0	15.0	8.2	10.5	9.4	-	-	100.0	F		DE DETAIL
57.0	15.1	9.8	12.1	5.9	-	-	100.0	T		
5.8	1.2	4.3	4.2	-	84.5	-	100.0	M	656	PRODUITS DIVERS
3.3	2.0	2.8	3.8	-	88.1	-	100.0	F		NON ALIMENT.
4.1	1.8	3.3	3.9	-	87.0	-	100.0	T		
56.5	7.6	6.7	6.0	1.7	21.5	-	100.0	M	64/653-	COMMERCE DE
36.4	6.6	6.0	4.9	2.0	44.1	-	100.0	F	656	DETAIL
46.5	7.1	6.3	5.5	1.9	32.8	-	100.0	T		

TAB. A3

EMPLOYEES ACCORDING TO ACTIVITY, SEX,  
AGE AND TYPE OF EMPLOYMENT.

(%) TYPE OF EMPLOYMENT: FULL-TIME

ACTIVITY	NACE	S E X	AGE (COMPLETED YEARS)											TOG. ENS.	
			< 16	16-17	18-20	21-24	25-29	30-34	35-39	40-44	45-49	50-54	55-59		>= 60
AGRIC. PRIMARY PROD., LIVE-STOCK, TEXT.	611	M	. .	0.8	2.4	7.1	13.2	9.7	13.9	12.6	14.4	15.7	6.8	3.1	100.0
		F	. .	1.4	8.3	16.8	21.9	9.4	9.7	9.5	9.4	9.3	3.5	. .	100.0
FUELS, ORES, INDUSTRIAL CHEMICALS	612	M	. .	1.0	4.0	9.7	15.5	9.6	12.8	11.8	13.0	14.0	5.9	2.4	100.0
		F	. .	0.4	1.7	5.9	12.5	14.4	15.8	15.8	13.8	11.5	5.4	2.7	100.0
TIMBER, BUILDING MATERIALS	613	M	. .	2.5	14.9	21.2	23.6	12.9	8.2	4.0	6.6	4.3	0.9	0.9	100.0
		F	. .	0.9	5.0	9.6	15.2	14.0	13.9	13.0	12.1	9.7	4.3	2.2	100.0
MACHINERY, EQUIPMENTS, VEHICLES	614	M	. .	0.5	1.1	7.8	15.7	13.6	13.0	15.4	12.8	11.0	5.8	3.3	100.0
		F	. .	2.0	17.0	24.2	21.6	13.7	7.1	5.0	4.1	4.2	. .	. .	100.0
FURNITURE, HSEMD. GOODS, HARDWARE	615	M	. .	0.8	4.2	11.0	16.8	13.7	11.8	13.4	11.1	9.6	4.7	2.8	100.0
		F	. .	0.8	3.8	11.4	19.6	17.2	14.2	10.3	9.3	8.1	3.1	2.1	100.0
TEXTILES, CLOTHING, FOOTWR.	616	M	. .	2.8	15.6	23.5	24.1	11.5	7.7	5.9	4.3	3.3	0.6	0.5	100.0
		F	. .	1.4	7.3	14.9	20.9	15.5	12.4	9.0	7.9	6.7	2.3	1.6	100.0
FOOD, DRINK, TOBACCO	617	M	. .	0.7	3.5	9.9	17.2	15.8	14.8	12.8	10.1	8.8	4.1	2.2	100.0
		F	. .	2.5	15.9	27.1	21.5	11.5	6.9	6.5	3.9	2.7	. .	. .	100.0
TOBACCO PRODUCTS	617.6	M	. .	1.3	7.1	14.9	18.4	14.5	12.5	11.0	8.3	7.0	3.0	1.6	100.0
		F	. .	1.2	4.8	11.9	16.8	14.7	13.9	13.6	7.6	8.7	4.1	2.5	100.0
PHARMACEUTICAL, MEDICAL GDS., CLEANING MAT.	618	M	0.2	1.6	9.6	17.6	19.3	13.4	11.1	10.2	6.6	6.3	2.5	1.7	100.0
		F	0.1	0.7	3.4	10.4	15.1	14.9	14.8	13.9	11.4	8.6	4.0	2.8	100.0
PHARMACEUTICALS	618.1	M	0.6	2.0	11.4	20.4	15.8	10.0	9.0	10.7	9.7	7.4	1.5	1.5	100.0
		F	0.3	1.2	6.3	13.9	15.3	13.1	12.7	12.8	10.8	8.1	3.1	2.4	100.0
OTHER WHOLESALE DISTRIBUTION	619	M	. .	. .	. .	. .	. .	. .	. .	. .	. .	. .	. .	. .	100.0
		F	. .	. .	. .	. .	. .	. .	. .	. .	. .	. .	. .	. .	100.0
PAPER, BOOKS, STATIONERY, NEWSPAPERS	619.1/2	M	0.1	1.6	8.0	14.1	19.1	14.9	12.7	10.2	8.6	6.5	2.8	1.5	100.0
		F	. .	. .	12.6	11.4	13.9	10.4	18.4	18.3	11.4	13.2	. .	. .	100.0
WHOLESALE TRADE	61	M	0.1	0.9	3.4	9.5	15.9	14.3	14.2	13.1	11.3	10.1	4.5	2.6	100.0
		F	0.3	2.4	14.2	22.7	20.6	11.2	8.2	7.1	6.6	4.7	1.0	0.8	100.0
FOOD, DRINK, TOBACCO	641/642	M	0.2	1.4	5.8	13.7	17.4	13.3	12.3	11.2	9.8	8.4	3.4	2.1	100.0
		F	0.3	1.1	5.8	12.2	16.7	14.7	14.5	11.3	9.1	8.4	4.0	1.8	100.0
DISPENSING CHEMISTS	643	M	. .	2.0	17.6	26.4	22.5	9.0	7.8	5.5	4.3	3.5	0.5	0.6	100.0
		F	0.3	1.5	10.3	17.6	18.9	12.5	12.0	9.1	7.3	6.5	2.7	1.4	100.0
MEDICAL GOODS, COSMETICS, CLEANING MAT.	644	M	. .	. .	3.4	8.0	13.4	21.6	14.4	15.4	11.8	7.1	2.9	. .	100.0
		F	. .	2.1	15.3	13.7	22.6	10.7	9.9	11.0	7.1	4.9	1.8	. .	100.0
CLOTHING	645	M	. .	1.2	9.2	10.8	17.9	16.3	12.2	13.3	9.5	6.0	2.4	1.2	100.0
		F	. .	0.9	5.0	9.3	17.6	16.1	16.8	10.8	9.2	8.8	4.0	1.4	100.0
FOOTWEAR, LEATHER GOODS	646	M	. .	1.5	12.7	25.2	23.2	11.4	9.4	6.4	5.3	4.1	. .	. .	100.0
		F	. .	1.2	8.4	16.4	20.1	14.0	13.5	8.9	7.4	6.7	2.4	0.9	100.0
FURN. FABRICS, HOUSEHOLD TEXTILES	647	M	0.2	1.3	9.6	18.8	18.0	13.8	11.2	9.0	7.5	6.2	2.4	1.9	100.0
		F	. .	1.5	12.9	23.8	20.9	12.7	9.5	7.1	5.3	4.1	0.8	1.0	100.0
HOUSEHOLD FITMENTS, APPLIANCES	648/649	M	. .	3.0	9.0	13.3	15.4	16.8	11.6	9.4	10.1	5.1	2.8	2.8	100.0
		F	. .	2.4	19.6	34.8	16.1	9.7	7.0	3.9	3.5	2.1	. .	. .	100.0
BOOKS, NEWSPPRS., STATIONERY, OFFICE SUPPS.	653	M	0.3	2.6	15.8	27.1	15.9	12.3	8.7	5.9	5.9	3.2	1.4	1.1	100.0
		F	. .	. .	5.5	9.8	9.3	13.9	16.0	12.9	9.3	8.4	8.9	5.0	100.0
OTHER RETAIL DISTRIBUTION	654/655	M	. .	. .	16.5	16.9	20.6	12.7	13.1	. .	6.4	6.2	. .	. .	100.0
		F	. .	. .	9.8	12.5	13.7	13.4	14.9	10.0	8.2	7.6	5.7	3.7	100.0
VARIOUS NON-FOOD PRODUCTS	656	M	. .	0.5	4.2	13.7	18.7	12.6	12.8	13.6	10.1	8.0	4.2	1.5	100.0
		F	. .	1.5	16.3	28.6	24.6	6.6	8.3	5.6	3.1	3.7	0.9	0.7	100.0
RETAIL TRADE	64/653-656	M	. .	0.8	7.8	18.0	20.4	10.9	11.5	11.3	8.1	6.8	3.3	1.2	100.0
		F	. .	1.2	5.8	12.4	17.3	14.8	15.0	10.3	8.7	9.3	3.1	2.0	100.0
		T	. .	1.9	12.7	23.5	23.6	13.9	8.0	5.0	5.2	5.2	. .	. .	100.0
		F	. .	1.5	8.6	16.9	19.9	14.4	12.2	8.2	7.3	7.6	2.1	1.3	100.0
		T	. .	0.7	3.9	10.3	16.5	15.1	13.8	11.8	11.0	9.9	5.1	1.8	100.0
		F	. .	2.2	16.8	24.4	19.8	10.8	8.4	5.8	5.5	4.6	0.7	0.5	100.0
		T	. .	1.1	7.8	14.5	17.5	13.8	12.2	10.0	9.4	8.3	3.8	1.4	100.0
		M	. .	0.3	3.3	9.2	17.4	17.1	16.6	12.9	10.5	8.2	3.6	0.7	100.0
		F	. .	0.5	7.9	25.9	30.1	15.9	9.6	5.1	2.9	1.7	0.2	0.1	100.0
		T	. .	0.4	6.3	20.0	25.6	16.4	12.1	7.8	5.6	4.0	1.4	0.3	100.0
		M	0.1	0.7	4.5	11.7	17.1	14.8	14.3	12.4	10.1	8.4	4.1	1.7	100.0
		F	0.1	1.2	12.3	26.0	25.6	12.6	9.0	5.6	3.7	2.9	0.5	0.4	100.0
		T	0.1	1.0	8.2	18.5	21.2	13.7	11.8	9.2	7.0	5.8	2.4	1.1	100.0

TAB. A3

SALARIES SELON L ACTIVITE, LE SEXE,  
L AGE ET LE REGIME DE TRAVAIL.  
REGIME DE TRAVAIL: TEMPS PLEIN

(%)

AGE (ANNEES REVOLUES)						SEX E	NACE	ACTIVITE
< 21	21 - 29	30 - 44	45 - 54	>= 55	(*) T06 ENS.			
3.5	20.3	36.3	30.1	9.9	-	M	611	MAT. PREM. AGR.,
10.0	38.7	28.6	18.6	4.0	-	F		ANIMAUX
5.2	25.2	34.2	27.0	8.3	-	T		TEXTILES
2.2	18.4	46.0	25.3	8.0	-	M	612	COMBUSTIBLES,
17.5	44.8	25.2	10.8	1.7	-	F		MINERAIS,
5.9	24.8	41.0	21.8	6.5	-	T		PR. CHIMIQUES
1.6	23.5	42.0	23.8	9.1	-	M	613	BOIS, MATERIAUX
19.1	45.9	25.8	8.3	0.9	-	F		DE CONSTR.
5.0	27.8	38.9	20.8	7.5	-	T		
4.7	31.0	41.8	17.4	5.1	-	M	614	MACHINES,
18.6	47.6	25.1	7.6	1.1	-	F		VEHICULES
8.8	35.8	35.9	14.5	4.0	-	T		
4.3	27.1	45.4	18.9	6.3	-	M	615	MEUBLES,
19.3	48.6	24.9	6.6	0.6	-	F		ART. MENAGERS
8.6	33.3	38.0	15.3	4.7	-	T		QUINCAILLERIE
6.2	28.7	42.2	16.3	6.6	-	M	616	TEXTILE,
17.6	46.6	25.6	8.8	1.4	-	F		HABILLEMENT,
11.4	36.9	34.6	12.9	4.2	-	T		CHAUSSURES
4.2	25.5	43.6	20.0	6.8	-	M	617	PRODUITS ALIM.,
14.0	36.2	29.6	17.1	3.0	-	F		BOISSONS,
7.7	29.3	38.6	18.9	5.4	-	T		TABAC
-	-	-	-	-	-	M	617.6	PRODUITS OU
-	-	-	-	-	-	F		TABAC
-	-	-	-	-	-	T		
12.9	32.8	33.4	16.0	5.0	-	M	618	PR. PHARM.,
22.4	46.7	22.5	7.6	0.7	-	F		MEDICAUX,
17.1	38.8	28.6	12.3	3.1	-	T		D'ENTRETIEN
15.5	33.3	30.7	15.8	4.7	-	M	618.1	PRODUITS
21.6	48.1	21.6	8.1	-	-	F		PHARM.
18.0	39.3	27.0	12.7	3.0	-	T		
4.7	27.9	42.3	18.9	6.2	-	M	619	AUTRES COMMERCES
18.2	42.6	29.8	8.4	0.9	-	F		DE GROS
9.6	33.2	37.7	15.1	4.3	-	T		
15.0	15.2	40.2	31.5	11.2	-	M	619.1/2	PAPIER, LIVRES,
8.5	25.3	47.1	12.0	-	-	F		JOURNEAUX
4.4	20.2	43.7	21.7	5.9	-	T		
17.0	25.4	41.6	21.4	7.2	-	M	61	COMMERCE DE GROS
8.4	43.3	26.5	11.3	1.8	-	F		
7.2	31.1	36.8	18.2	5.5	-	T		
19.8	28.8	40.6	17.5	5.8	-	M	641/642	PR. ALIMENTAIRES,
12.1	48.9	22.3	7.9	1.1	-	F		BOISSONS,
3.7	36.5	33.5	13.8	4.0	-	T		TABAC
17.5	21.4	51.5	18.9	4.5	-	M	643	PHARMACIES
10.4	36.4	31.5	12.0	2.5	-	F		
6.0	28.7	41.8	15.6	3.6	-	T		
14.3	26.9	43.7	18.0	5.4	-	M	644	ART. MEDICAUX,
9.7	48.4	27.3	9.4	0.6	-	F		PRODUITS
5.9	36.5	36.4	14.1	3.3	-	T		D'ENTRETIEN
14.7	25.3	40.9	19.8	8.1	-	M	645	ARTICLES
11.1	44.7	28.3	9.5	1.8	-	F		D'HABILLEMENT
12.6	36.8	34.1	13.7	4.4	-	T		
22.1	28.8	37.9	15.2	5.6	-	M	646	CHAUSSURES,
18.7	51.0	20.6	5.6	0.7	-	F		MAROQUINERIE
6.5	43.0	26.8	9.1	2.5	-	T		
16.5	19.1	42.8	17.7	13.9	-	M	647	TISSUS
10.4	37.5	31.3	12.6	-	-	F		D'AMEUBLEMENT
4.8	26.2	38.3	15.7	9.3	-	T		
18.0	32.4	39.0	18.1	5.7	-	M	648/649	EQUIPEMENT DU
8.6	53.2	20.4	6.8	1.6	-	F		FOYER
7.0	38.4	33.6	14.8	4.5	-	T		
14.7	29.8	40.2	17.9	5.1	-	M	653	LIVRES, JOURN.,
10.1	47.1	26.9	10.5	0.8	-	F		PAPIER,
4.7	36.8	34.8	14.9	3.4	-	T		ED. BUREAU
19.3	26.8	40.7	20.9	8.9	-	M	654/655	AUTRES COMMERCES
9.1	44.2	25.1	10.2	1.3	-	F		DE DETAIL
3.6	32.0	36.0	17.7	5.2	-	T		
8.5	26.6	46.6	18.8	4.4	-	M	656	PRODUITS DIVERS
6.8	56.0	30.7	4.6	0.2	-	F		NON ALIMENT.
5.4	45.7	36.3	9.6	1.7	-	T		
13.6	28.8	41.6	18.5	5.8	-	M	64/653-	COMMERCE DE
9.3	51.7	27.2	6.7	0.9	-	F	656	DETAIL
	39.7	34.7	12.8	3.4	-	T		

TAB. A3

EMPLOYEES ACCORDING TO ACTIVITY, SEX,  
AGE AND TYPE OF EMPLOYMENT.

(%) TYPE OF EMPLOYMENT: PART-TIME

ACTIVITY	NACE	SEX	AGE (COMPLETED YEARS)											T06. ENS.	
			< 16	16-17	18-20	21-24	25-29	30-34	35-39	40-44	45-49	50-54	55-59		>= 60
			16	17	20	24	29	34	39	44	49	54	59		60
AGRIC. PRIMARY PROD., LIVE-STOCK, TEXT.	611	M	-	-	-	9.9	14.5	5.7	13.2	13.6	14.0	15.0	5.5	-	100.0
FUELS, ORES, INDUSTRIAL CHEMICALS	612	M	-	-	-	9.5	14.1	5.7	13.4	13.0	13.4	14.7	6.2	-	100.0
TIMBER, BUILDING MATERIALS	613	M	-	-	-	-	-	23.6	19.8	-	18.1	-	-	9.5	100.0
MACHINERY, EQUIPMENTS, VEHICLES	614	M	-	-	-	-	-	-	27.2	-	-	-	-	-	100.0
FURNITURE, HSEHD. GOODS, HARDWARE	615	M	-	-	-	-	-	21.8	21.5	-	-	-	-	-	100.0
TEXTILES, CLOTHING, FOOTWR., LEATHERWARE	616	M	-	-	8.5	12.9	22.9	16.7	18.2	9.8	6.8	-	-	-	100.0
FOOD, DRINK, TOBACCO	617	M	-	1.8	3.0	7.8	7.4	7.3	18.9	15.2	14.3	6.2	9.9	12.2	100.0
TOBACCO PRODUCTS	617.6	M	-	1.8	2.9	6.8	7.5	9.9	15.5	14.5	16.3	10.8	7.2	6.1	100.0
PHARMACEUTICAL, MEDICAL GDS., CLEANING MAT.	618	M	-	-	-	21.9	38.1	12.9	-	-	-	-	-	-	100.0
PHARMACEUTICALS	618.1	M	-	-	11.9	20.8	32.5	11.6	-	-	4.7	-	-	-	100.0
OTHER WHOLESALE DISTRIBUTION	619	M	-	-	-	24.6	33.8	-	-	-	-	-	-	-	100.0
PAPER, BOOKS, STATIONERY, NEWSPAPERS	619.1/2	M	-	-	9.4	8.2	17.8	10.5	-	10.6	11.1	8.5	-	-	100.0
WHOLESALE TRADE	61	M	-	1.7	5.4	6.2	9.3	10.4	16.8	11.1	8.7	9.0	8.5	12.8	100.0
FOOD, DRINK, TOBACCO	641/642	M	-	1.4	4.5	10.6	15.3	11.9	13.6	11.8	12.6	9.9	4.1	3.9	100.0
DISPENSING CHEMISTS	643	M	-	1.4	4.7	9.5	13.9	11.5	14.4	11.6	11.7	9.7	5.2	6.0	100.0
MEDICAL GOODS, COSMETICS, CLEANING MAT., CLOTHING	644	M	-	-	-	15.3	-	-	-	-	-	-	-	-	100.0
FOOTWEAR, LEATHER GOODS	646	M	-	-	4.8	21.2	26.2	11.2	11.8	14.0	-	8.9	-	-	100.0
FURN. FABRICS, HOUSEHOLD TEXTILES	647	M	-	-	5.5	19.6	24.0	10.1	12.5	12.5	-	4.8	-	-	100.0
HOUSEHOLD FITMENTS, APPLIANCES	648/649	M	-	-	-	17.1	33.3	16.4	-	-	-	-	-	-	100.0
BOOKS, NEWSPRS., STATIONERY, OFFICE SUPPS.	653	M	-	-	-	17.3	30.7	14.6	-	10.5	-	-	-	-	100.0
OTHER RETAIL DISTRIBUTION	654/655	M	-	-	-	-	-	-	-	-	8.8	-	-	-	100.0
VARIOUS NON-FOOD PRODUCTS	656	M	-	-	-	14.6	17.1	17.1	13.7	8.3	10.7	-	-	-	100.0
RETAIL TRADE	64/653-656	M	-	0.4	4.9	19.3	12.2	10.2	10.2	-	-	1.0	-	-	100.0
		F	-	3.4	5.5	16.4	32.4	23.8	13.1	5.4	2.5	1.1	-	-	100.0
		T	-	0.4	12.1	16.5	31.7	23.2	13.0	5.4	2.7	1.1	-	-	100.0
		M	-	0.4	5.8	15.6	14.0	7.6	11.1	13.7	7.7	6.6	4.6	3.6	100.0
		F	-	0.4	5.8	17.3	29.7	21.6	11.9	6.3	3.4	2.2	0.7	0.6	100.0
		T	-	0.8	6.6	17.1	27.8	19.9	11.8	7.1	3.9	2.7	1.2	0.9	100.0



TAB. A3

SALARIES SELON L'ACTIVITE, LE SEXE,  
L'AGE ET LE REGIME DE TRAVAIL.  
REGIME DE TRAVAIL: TEMPS PARTIEL

(%)

AGE (ANNEES REVOLUES)						SEXE	MAGE	ACTIVITE
< 21	21 29	30 44	45 54	>= 55	(%) T06. ENS.			
					100.0	M	611	MAT. PREM. AGR.,
					100.0	F		ANIMAUX,
5.3	24.4	32.5	28.9	9.5	100.0	T		TEXTILES
	23.6	32.1	28.1	11.0	100.0	M	612	COMBUSTIBLES,
		43.7			100.0	F		MINERAIS,
		50.9	31.1		100.0	T		PR. CHIMIQUES
	16.1	48.7	25.2	10.2	100.0	M	613	BOIS, MATERIAUX
	14.0	40.9			100.0	F		DE CONSTR.
		42.4			100.0	M	614	MACHINES,
		41.8	19.5		100.0	F		VEHICULES
		48.0	19.8		100.0	T		
	24.2	44.1	19.5		100.0	M	615	MEUBLES,
					100.0	F		ART. MENAGERS
					100.0	T		QUINCAILLERIE
		37.1			100.0	M	616	TEXTILE,
	44.8				100.0	F		HABILLEMENT,
	29.7				100.0	T		CHAUSSURES
	34.2				100.0	M	617	PRODUITS ALIM.,
9.7	35.8	44.8	8.0		100.0	F		BOISSONS,
10.2	35.4	38.4	10.1		100.0	T		TABAC
4.7	10.3	42.4	20.6	22.1	100.0	M	617.6	PRODUITS DU
5.6	15.3	39.2	28.9	11.0	100.0	F		TABAC
5.4	14.3	39.8	27.1	13.3	100.0	T		
					100.0	M	618	PR. PHARM.,
					100.0	F		MEDICAUX,
13.6	60.1	18.7	4.4		100.0	T		D'ENTRETIEN
13.6	53.4	20.4	9.4		100.0	M	618.1	PRODUITS
					100.0	F		PHARM.
	67.2				100.0	T		
	58.3	18.5			100.0	M	619	AUTRES COMMERCES
			24.0		100.0	F		DE GROS
13.0	34.9	33.6	16.9		100.0	T		
10.3	26.0	27.1	19.6		100.0	M	619.1/2	PAPIER, LIVRES,
					100.0	F		JOURNEAUX
					100.0	T		
7.3	15.4	38.3	17.6	21.4	100.0	M	61	COMMERCE DE GROS
6.3	25.9	37.2	22.6	8.0	100.0	F		
6.5	23.4	37.5	21.4	11.2	100.0	T		
24.8	28.1	25.6	15.8		100.0	M	641/642	PR. ALIMENTAIRES,
12.4	42.9	31.8	10.4		100.0	F		BOISSONS,
15.3	38.4	30.3	11.7	3.2	100.0	T		TABAC
					100.0	M	643	PHARMACIES
		48.4	28.0		100.0	F		
		47.4	28.0		100.0	T		
					100.0	M	644	ART. MEDICAUX,
		40.7			100.0	F		PRODUITS
7.8	33.4	30.3			100.0	T		D'ENTRETIEN
5.4	47.4	36.9	7.3		100.0	M	645	ARTICLES
6.1	43.5	35.1	9.3	6.0	100.0	F		D'HABILLEMENT
					100.0	T		
	50.4	29.5	12.5		100.0	M	646	CHAUSSURES,
7.7	48.0	28.4	12.8		100.0	F		MARQUINERIE
					100.0	T		
					100.0	M	647	TISSUS
					100.0	F		D'AMEUBLEMENT
					100.0	T		
	27.6	45.2			100.0	M	648/649	EQUIPEMENT DU
	35.8	23.9	18.2		100.0	F		FOYER
	31.9	34.1	15.6		100.0	T		
					100.0	M	653	LIVRES, JOURN.,
	50.6	33.8			100.0	F		PAPIER,
	50.4	36.9			100.0	T		ED. BUREAU
					100.0	M	654/655	AUTRES COMMERCES
					100.0	F		DE DETAIL
	22.0	37.1	17.4		100.0	T		
27.9	24.6	33.7	17.8	11.0	100.0	M	656	PRODUITS DIVERS
5.2	31.5	20.3	14.4		100.0	F		NON ALIMENT.
6.0	48.8	42.3	3.4		100.0	T		
6.0	48.2	41.5	3.8	0.4	100.0	M	64/653-	COMMERCE DE
15.5	29.6	32.4	14.3	8.3	100.0	F	656	DETAIL
6.3	47.0	39.8	5.6	1.3	100.0	T		
7.4	44.9	38.9	6.7	2.1	100.0			

TAB. A3

EMPLOYEES ACCORDING TO ACTIVITY, SEX,  
AGE AND TYPE OF EMPLOYMENT.

(%) TYPE OF EMPLOYMENT: ALL TYPES OF EMPLOYMENT

ACTIVITY	NACE	SEX	AGE (COMPLETED YEARS)											TOG. EMS.	
			< 16	16-17	18-20	21-24	25-29	30-34	35-39	40-44	45-49	50-54	55-59		>= 60
AGRIC. PRIMARY PROD., LIVE-STOCK, TEXT.	611	M	0.9	2.4	7.1	13.2	9.7	13.9	12.6	14.4	15.7	6.8	3.1	100.0	
FUELS, ORES, INDUSTRIAL CHEMICALS	612	M	0.4	1.7	5.9	12.5	14.4	15.8	15.9	13.8	11.5	5.4	2.8	100.0	
TIMBER, BUILDING MATERIALS	613	M	0.5	1.2	7.8	15.6	13.7	12.9	15.4	12.7	11.0	5.8	3.4	100.0	
MACHINERY, EQUIPMENTS, VEHICLES	614	M	0.8	3.8	11.3	19.6	17.2	14.2	10.3	9.3	8.1	3.1	2.1	100.0	
FURNITURE, HSEHD. GOODS, HARDWARE	615	M	0.8	3.5	9.9	17.1	15.7	15.1	12.8	10.1	8.7	4.1	2.2	100.0	
TEXTILES, CLOTHING, FOOTWR.	616	M	1.2	4.9	12.0	16.8	14.6	13.9	13.5	7.6	8.7	4.1	2.5	100.0	
FOOD, DRINK, TOBACCO	617	M	0.2	1.6	9.6	17.5	19.3	13.4	11.1	10.1	6.6	6.3	2.5	100.0	
TOBACCO PRODUCTS	617.6	M	0.3	1.2	6.1	13.7	15.0	13.0	12.8	12.9	11.0	8.2	3.2	100.0	
PHARMACEUTICAL, MEDICAL GDS., CLEANING MAT.	618	M	0.6	3.2	9.1	13.7	19.0	12.3	11.4	9.6	8.1	8.0	2.5	2.4	100.0
PHARMACEUTICALS	618.1	M	0.5	3.4	13.1	20.0	19.2	11.9	9.2	7.3	6.9	5.3	1.6	1.6	100.0
OTHER WHOLESALE DISTRIBUTION	619	M	0.1	1.0	3.7	10.1	17.6	17.2	13.4	11.5	10.1	8.9	4.1	2.4	100.0
PAPER, BOOKS, STATIONERY, NEWSPAPERS	619.1/2	M	0.1	1.6	8.0	14.0	19.0	19.1	12.6	10.2	8.7	6.5	2.8	1.7	100.0
WHOLESALE TRADE	61	M	0.1	0.9	3.4	9.5	15.9	14.3	14.2	13.1	11.3	10.1	4.6	2.7	100.0
FOOD, DRINK, TOBACCO	641/642	M	0.3	1.2	6.0	12.2	16.7	14.6	14.5	11.3	9.1	8.4	4.0	1.8	100.0
DISPENSING CHEMISTS	643	M	0.3	1.5	10.4	17.6	18.0	12.5	11.9	9.0	7.2	6.5	2.6	1.4	100.0
MEDICAL GOODS, COSMETICS, CLEANING MAT.	644	M	0.9	5.0	9.4	17.5	16.1	17.0	10.7	9.1	8.7	4.1	1.5	100.0	
CLOTHING	645	M	1.2	8.4	16.4	20.0	14.0	13.5	8.9	7.5	6.7	2.4	0.9	100.0	
FOOTWEAR, LEATHER GOODS	646	M	0.2	1.3	9.5	18.8	18.2	13.7	11.3	9.1	7.4	6.1	2.5	1.9	100.0
FURN. FABRICS, HOUSEHOLD TEXTILES	647	M	0.3	2.6	15.3	26.7	16.5	12.4	8.4	6.1	6.0	3.3	1.3	1.1	100.0
HOUSEHOLD FITMENTS, APPLIANCES	648/649	M	0.6	4.2	13.7	18.6	12.6	12.7	13.8	10.1	7.9	4.2	1.5	100.0	
BOOKS, NEWSPPRS., STATIONERY, OFFICE SUPPS.	653	M	0.9	7.7	18.0	20.2	10.9	11.4	11.3	8.1	6.8	3.3	1.3	100.0	
OTHER RETAIL DISTRIBUTION	654/655	M	1.8	12.5	23.6	23.6	13.9	8.0	5.1	5.2	5.3			100.0	
VARIOUS NON-FOOD PRODUCTS	656	M	0.7	4.0	10.4	16.5	15.0	13.8	11.8	11.0	9.9	5.1	2.0	100.0	
RETAIL TRADE	64/653-656	M	0.1	0.8	4.6	11.7	17.1	14.7	14.3	12.5	10.0	8.4	4.1	1.7	100.0

TAB. A3

SALARIES SELON L ACTIVITE, LE SEXE,  
L AGE ET LE REGIME DE TRAVAIL.

REGIME DE TRAVAIL: EMS, DES REGIMES DE TRAVAIL (%)

AGE (ANNEES REVOLUES)							SEX E	MACE	ACTIVITE
< 21	21 - 29	30 - 44	45 - 54	>= 55	(°)	TOT. EMS.			
3.5	20.3	36.2	30.1	9.9	-	100.0	M	611	MAT. PREM. AGR.,
9.7	37.8	28.8	19.3	4.4	-	100.0	F		ANIMAUX,
5.2	25.2	34.2	27.1	8.4	-	100.0	T	612	TEXTILES
2.2	18.4	46.0	25.3	8.1	-	100.0	M		COMBUSTIBLES,
17.0	44.0	25.9	11.4	1.7	-	100.0	F		MINERAIS,
5.9	24.7	41.0	21.8	6.5	-	100.0	T	613	PR. CHIMIQUES
1.7	23.4	42.0	23.7	9.3	-	100.0	M		BOIS, MATERIAUX
18.5	44.7	26.5	9.1	1.1	-	100.0	F		DE CONSTR.
5.0	27.7	38.9	20.7	7.6	-	100.0	T	614	MACHINES,
4.7	31.0	41.8	17.4	5.2	-	100.0	M		VEHICULES
18.3	47.1	25.6	7.8	1.2	-	100.0	F		
8.7	35.7	37.0	14.6	4.0	-	100.0	T	615	MEUBLES,
4.3	27.0	43.6	18.8	6.3	-	100.0	M		ART. MENAGERS
18.0	48.5	25.1	6.5	0.9	-	100.0	F		QUINCAILLERIE
8.6	33.3	39.2	15.2	4.7	-	100.0	T	616	TEXTILE
6.2	28.8	42.0	16.3	6.6	-	100.0	M		HABILLEMENT,
17.4	46.3	26.0	8.8	1.4	-	100.0	F		CHAUSSURES
11.4	36.9	34.7	12.9	4.2	-	100.0	T	617	PRODUITS ALIM.,
4.2	25.3	43.6	20.0	7.0	-	100.0	M		BOISSONS,
13.3	34.5	30.4	18.1	3.7	-	100.0	F	617.6	TABAC
7.6	28.7	38.7	19.3	5.7	-	100.0	T		PRODUITS DU
-	-	-	-	-	-	-	M		TABAC
-	-	-	-	-	-	-	F		
-	-	-	-	-	-	-	T	618	PR. PHARM.,
12.0	32.7	33.3	16.1	4.9	-	100.0	M		MEDICAUX,
22.1	47.3	22.3	7.5	0.8	-	100.0	F		D'ENTRETIEN
17.0	39.2	28.4	12.3	3.1	-	100.0	T	618.1	PRODUITS
15.5	33.3	30.7	15.9	4.6	-	100.0	M		PHARM.
21.2	49.2	21.2	7.7	-	-	100.0	F	619	AUTRES COMMERCES
17.9	39.9	26.7	12.5	3.0	-	100.0	T		DE GROS
4.8	27.7	42.1	19.0	6.5	-	100.0	M	619.1/2	PAPIER, LIVRES,
18.1	42.4	29.9	8.6	1.0	-	100.0	F		JOURNEAUX
9.7	33.1	37.6	15.2	4.5	-	100.0	T	61	COMMERCE DE GROS
-	14.9	39.5	31.0	12.7	-	100.0	M		
14.0	25.2	47.4	11.9	-	-	100.0	F	641/642	PR. ALIMENTAIRES,
8.4	20.0	43.5	21.5	6.7	-	100.0	T		BOISSONS,
4.4	25.3	41.6	21.4	7.3	-	100.0	M	643	TABAC
16.5	42.6	27.0	11.8	2.1	-	100.0	F		PHARMACIES
8.3	30.9	36.8	18.3	5.6	-	100.0	T	644	ART. MEDICAUX,
7.5	28.8	40.4	17.5	5.8	-	100.0	M		PRODUITS
19.4	48.5	22.9	8.0	1.2	-	100.0	F	645	D'ENTRETIEN
12.2	36.6	33.4	13.7	4.0	-	100.0	T		ARTICLES
3.6	21.4	51.3	19.0	4.6	-	100.0	M	646	D'HABILLEMENT
16.3	35.0	32.7	13.1	2.8	-	100.0	F		
10.0	28.2	42.0	16.1	3.7	-	100.0	T	647	CHAUSSURES,
6.0	26.9	43.7	17.9	5.5	-	100.0	M		MAROQUINERIE
14.3	48.1	27.4	9.5	0.6	-	100.0	F	648/649	TISSUS
9.7	36.3	36.4	14.1	3.4	-	100.0	T		D'AMEUBLEMENT
5.9	25.5	40.7	19.6	8.2	-	100.0	M	653	LIVRES, JOURN.,
14.3	44.8	29.6	9.4	1.9	-	100.0	F		PAPIER,
10.9	37.0	34.1	13.5	4.4	-	100.0	T	654/655	EQ. BUREAU
12.7	28.8	37.6	15.2	5.6	-	100.0	M		AUTRES COMMERCES
21.2	50.9	21.1	6.0	0.8	-	100.0	F		DE DETAIL
18.2	43.2	26.9	9.2	2.5	-	100.0	T	656	PRODUITS DIVERS
6.5	18.9	42.8	17.6	14.2	-	100.0	M		NON ALIMENT.
15.8	38.4	31.6	12.1	-	-	100.0	F	64/653-	COMMERCE DE
10.2	26.6	38.4	15.4	9.4	-	100.0	T	656	DETAIL
4.9	32.3	39.1	18.1	5.7	-	100.0	M		
17.7	52.6	20.5	7.2	2.0	-	100.0	F		
8.7	38.3	33.6	14.9	4.6	-	100.0	T		
6.9	29.9	40.2	17.8	5.1	-	100.0	M		
14.4	47.2	27.0	10.5	0.8	-	100.0	F		
10.0	37.0	34.8	14.8	3.3	-	100.0	T		
4.7	26.8	40.6	20.9	7.1	-	100.0	M		
18.2	43.5	25.5	10.4	1.4	-	100.0	F		
9.1	31.8	36.0	17.7	5.3	-	100.0	T		
3.9	26.7	46.3	18.7	4.4	-	100.0	M		
8.0	54.8	32.4	4.4	0.2	-	100.0	F		
6.7	46.0	36.8	9.0	1.6	-	100.0	T		
5.5	28.8	41.5	18.4	5.8	-	100.0	M		
12.0	51.2	28.4	6.6	0.9	-	100.0	F		
9.2	40.0	34.9	12.5	3.4	-	100.0	T		

TAB. A4

EMPLOYEES ACCORDING TO ACTIVITY, SEX,  
LENGTH OF SERVICE IN ENTERPRISE AND  
TYPE OF EMPLOYMENT

(%)

ACTIVITY	NACE	SEX	TYPE OF EMPLOYMENT						REGIME DE TRAVAIL		TYPE OF EMPLOYMENT		
			FULL-TIME						TEMPS PLEIN		PART-TIME		
			LENGTH OF SERVICE IN ENTERPRISE (COMPLETED YEARS)										
			< 2	2 - 4	5 - 9	10 - 19	>= 20	(%)	TOT. EMS.	< 2	2 - 4	5 - 9	
AGRIC. PRIMARY PROD., LIVE-STOCK, TEXT. FUELS, ORES.	611	M	21.5	19.8	12.8	30.5	15.4	-	100.0	-	-	-	
		F	38.6	24.1	18.4	14.1	4.8	-	100.0	94.6	-	-	
INDUSTRIAL CHEMICALS	612	M	22.4	22.8	26.2	21.4	7.1	-	100.0	-	-	-	
		F	28.1	27.9	23.0	16.5	4.5	-	100.0	41.8	21.8	17.7	
TIMBER, BUILDING MATERIALS	613	M	23.8	24.1	25.5	20.2	6.5	-	100.0	35.9	23.8	15.0	
		F	32.3	22.9	21.4	18.0	5.3	-	100.0	61.6	-	-	
MACHINERY, EQUIPMENTS, VEHICLES	614	M	36.3	25.1	19.6	15.5	3.6	-	100.0	47.4	-	-	
		F	33.1	23.3	21.1	17.5	5.0	-	100.0	53.4	28.3	15.5	
FURNITURE, HSEHD. GOODS, HARDWARE	615	M	28.9	26.6	22.4	18.0	4.1	-	100.0	-	-	-	
		F	32.7	28.6	19.5	15.1	4.1	-	100.0	34.6	28.1	-	
TEXTILES, CLOTHING, FOOTWR.	616	M	30.0	27.2	21.6	17.2	4.1	-	100.0	30.3	24.8	19.3	
		F	27.1	24.1	22.7	20.6	5.5	-	100.0	-	-	-	
FOOD, DRINK, TOBACCO	617	M	34.4	30.0	20.0	13.8	1.8	-	100.0	26.4	-	39.3	
		F	29.2	25.8	21.9	18.6	4.4	-	100.0	27.2	42.5	26.9	
TOBACCO PRODUCTS	617.6	M	22.9	25.6	21.6	22.0	7.8	-	100.0	42.4	29.8	-	
		F	24.4	31.8	25.8	14.0	4.0	-	100.0	58.2	24.3	13.5	
PHARMACEUTICAL MEDICAL GDS	618	M	23.6	28.5	23.5	18.3	6.1	-	100.0	53.8	25.8	11.9	
		F	31.6	29.1	19.9	14.4	5.0	-	100.0	42.9	20.9	13.3	
PHARMACEUTICALS	618.1	M	51.2	26.2	13.9	7.2	1.5	-	100.0	69.3	15.8	8.6	
		F	38.5	28.1	17.7	11.9	3.8	-	100.0	63.7	16.9	9.6	
OTHER WHOLESALE DISTRIBUTION	619	M	-	-	-	-	-	-	-	-	-	-	
		F	-	-	-	-	-	-	-	-	-	-	
PAPER, BOOKS, STATIONERY, NEWSPAPERS	619.1/2	M	27.5	28.6	17.3	19.8	6.8	-	100.0	37.5	-	-	
		F	29.4	30.8	19.8	14.6	5.5	-	100.0	16.9	35.5	27.4	
WHOLESALE TRADE	61	M	28.3	29.6	18.4	17.5	6.2	-	100.0	21.8	38.4	24.1	
		F	27.3	28.8	15.3	20.9	7.7	-	100.0	-	-	-	
FOOD, DRINK, TOBACCO	641/642	M	27.9	31.2	18.2	15.4	7.3	-	100.0	-	36.1	30.9	
		F	27.5	29.8	16.5	18.7	7.5	-	100.0	15.8	40.4	26.7	
DISPENSING CHEMISTS	643	M	27.3	28.1	21.4	17.6	5.7	-	100.0	31.9	53.3	-	
		F	30.9	29.1	22.2	14.6	3.2	-	100.0	40.1	41.3	-	
MEDICAL GOODS, COSMETICS, CLEANING MAT.	644	M	28.6	28.5	21.7	16.5	4.7	-	100.0	36.9	46.0	8.4	
		F	29.3	23.3	18.8	22.3	-	-	100.0	-	-	-	
CLOTHING	645	M	28.6	21.2	24.9	20.9	-	-	100.0	-	-	-	
		F	29.0	22.2	21.9	21.6	5.3	-	100.0	-	-	-	
FOOTWEAR, LEATHER GOODS	646	M	27.1	25.1	20.6	20.2	7.0	-	100.0	40.2	31.1	11.4	
		F	35.6	28.2	19.6	13.1	3.5	-	100.0	59.0	19.7	13.1	
FURN. FABRICS, HOUSEHOLD TEXTILES	647	M	29.8	26.1	20.3	17.9	5.9	-	100.0	54.5	22.4	12.7	
		F	29.6	29.9	20.7	14.3	5.6	-	100.0	58.8	19.3	11.2	
HOUSEHOLD FITMENTS, APPLIANCES	648/649	M	31.6	38.0	21.5	7.5	1.5	-	100.0	45.7	34.3	14.9	
		F	30.3	33.0	21.0	11.7	4.0	-	100.0	48.8	30.7	14.0	
BOOKS, NEWSPPRS., STATIONERY, OFFICE SUPPS.	653	M	27.7	27.3	12.9	22.9	9.2	-	100.0	-	-	-	
		F	33.5	41.2	12.6	11.1	1.6	-	100.0	30.0	45.2	-	
OTHER RETAIL DISTRIBUTION	654/655	M	22.0	34.0	12.8	17.2	5.5	-	100.0	29.7	42.8	-	
		F	22.0	27.4	27.5	18.6	4.4	-	100.0	-	-	-	
VARIOUS NON-FOOD PRODUCTS	656	M	32.6	30.9	23.4	9.8	3.4	-	100.0	-	-	-	
		F	26.7	28.9	25.7	14.7	3.9	-	100.0	-	40.8	-	
RETAIL TRADE	64/653-656	M	21.7	23.3	22.2	23.3	9.5	-	100.0	32.1	-	-	
		F	26.2	32.6	24.6	13.8	2.8	-	100.0	38.5	27.6	19.5	
		M	24.4	28.0	23.6	17.7	5.5	-	100.0	36.7	25.0	20.5	
		F	17.8	26.2	30.9	15.8	9.3	-	100.0	-	-	-	
		M	32.3	34.7	24.9	6.2	1.9	-	100.0	36.7	25.3	29.7	
		F	27.1	31.6	27.1	9.6	4.6	-	100.0	38.4	24.6	27.6	
		M	22.0	17.7	23.8	25.7	10.8	-	100.0	-	-	-	
		F	22.8	33.8	24.3	15.3	-	-	100.0	-	-	-	
		M	22.3	23.9	24.0	21.7	8.1	-	100.0	-	-	-	
		F	25.4	31.6	17.0	20.2	5.8	-	100.0	28.2	18.9	-	
		M	33.4	31.0	18.2	15.6	1.8	-	100.0	52.3	24.9	16.0	
		F	27.7	31.4	17.3	18.8	4.7	-	100.0	40.7	22.0	23.3	
		M	32.1	25.6	18.9	16.7	6.7	-	100.0	-	-	-	
		F	30.9	32.8	16.6	14.6	5.1	-	100.0	56.4	-	-	
		M	31.6	28.5	18.0	15.8	6.1	-	100.0	54.1	-	-	
		F	25.1	25.5	21.8	20.2	7.5	-	100.0	30.5	43.8	-	
		M	29.9	32.7	21.2	13.4	2.9	-	100.0	49.9	22.9	17.7	
		F	26.5	27.6	21.6	18.2	6.1	-	100.0	42.3	31.1	18.7	
		M	20.2	23.8	25.3	25.2	5.6	-	100.0	57.1	25.7	12.2	
		F	21.0	22.7	30.1	23.4	2.8	-	100.0	21.6	25.0	29.2	
		M	20.7	23.1	28.4	24.0	3.8	-	100.0	22.8	25.0	28.6	
		F	24.8	27.8	20.9	20.2	6.3	-	100.0	41.5	21.5	21.0	
		M	26.3	29.0	25.2	17.0	2.5	-	100.0	27.2	26.1	26.2	
		F	25.5	28.3	23.0	18.7	4.5	-	100.0	28.9	25.6	25.6	

TAB. A4

SALARIES SELON L ACTIVITE, LE SEXE,  
L ANCIENNETE DANS L ENTREPRISE ET  
LE REGIME DE TRAVAIL

(%)

REGIME DE TRAVAIL		ALLTYPES		ENS. DES REGIMES							SEX	MAGE	ACTIVITE
TEMPS PARTIEL		OF EMPLOYMENT		DE TRAVAIL									
ANCIENNETE DANS L ENTREPRISE (ANNEES REVOLUES)													
10	>=	(°)	T06.	<	2	5	10	>=	(°)	T06.			
19	20		ENS.	2	4	9	18	20		ENS.			
.	.	.	100.0	21.6	19.8	12.8	30.5	15.4	.	100.0	M	611	MAT. PREM. AGR.,
.	.	.	100.0	42.1	22.8	17.4	13.3	4.5	.	100.0	F		ANIMAUX,
.	.	.	100.0	27.3	20.6	14.1	25.7	12.3	.	100.0	T		TEXTILES
22.9	.	.	100.0	22.4	22.8	26.2	21.4	7.2	.	100.0	M	612	COMBUSTIBLES,
.	.	.	100.0	28.4	27.8	22.8	16.4	4.5	.	100.0	F		MINERAIS,
16.1	.	.	100.0	23.9	24.1	25.3	20.1	6.5	.	100.0	T		PR. CHIMIQUES
.	.	.	100.0	32.6	23.0	21.3	17.9	5.3	.	100.0	M	613	BOIS, MATERIAUX
.	.	.	100.0	36.8	25.2	19.8	14.8	3.4	.	100.0	F		DE CONSTR.
.	.	.	100.0	33.4	23.4	21.0	17.3	4.9	.	100.0	T		
.	.	.	100.0	28.9	26.5	22.4	18.1	4.1	.	100.0	M	614	MACHINES,
.	.	.	100.0	32.7	28.6	19.4	15.2	4.0	.	100.0	F		VEHICULES
23.9	.	.	100.0	30.0	27.1	21.5	17.2	4.1	.	100.0	T		
.	.	.	100.0	27.1	24.3	22.6	20.5	5.5	.	100.0	M	615	MEUBLES,
.	.	.	100.0	34.3	30.0	20.4	13.6	1.7	.	100.0	F		ART. MENAGERS
.	.	.	100.0	29.2	26.0	22.0	18.5	4.4	.	100.0	T		QUINCAILLERIE
.	.	.	100.0	23.0	25.7	21.5	22.0	7.8	.	100.0	M	616	TEXTILE,
.	.	.	100.0	25.2	31.6	25.5	13.7	3.9	.	100.0	F		HABILLEMENT,
7.2	.	.	100.0	24.0	28.4	23.4	18.2	6.0	.	100.0	T		CHAUSSURES
.	.	.	100.0	31.8	28.9	19.8	14.5	5.0	.	100.0	M	617	PRODUITS ALIM.,
6.1	.	.	100.0	52.7	25.4	13.4	7.1	1.4	.	100.0	F		BOISSONS,
8.8	.	.	100.0	39.5	27.6	17.4	11.8	3.7	.	100.0	T		TABAC
.	.	.	.	.	.	.	.	.	.	.	F	617.6	PRODUITS DU
.	.	.	.	.	.	.	.	.	.	.	T		TABAC
.	.	.	100.0	27.6	28.8	17.3	19.6	6.7	.	100.0	M	618	PR. PHARM.,
19.9	.	.	100.0	28.8	31.0	20.1	14.8	5.2	.	100.0	F		ART. MEDICAUX,
15.4	.	.	100.0	28.2	29.8	18.5	17.5	6.0	.	100.0	T		D'ENTRETIEN
.	.	.	100.0	27.3	29.1	15.3	20.6	7.6	.	100.0	M	618.1	PRODUITS
.	.	.	100.0	26.9	31.5	18.9	15.8	6.9	.	100.0	F		PHARM.
.	.	.	100.0	27.1	30.1	16.8	18.6	7.3	.	100.0	T		
.	.	.	100.0	27.3	28.3	21.3	17.4	5.6	.	100.0	M	619	AUTRES COMMERCES
11.1	.	.	100.0	31.1	29.4	21.8	14.5	3.1	.	100.0	F		DE GROS
6.7	.	.	100.0	28.7	28.7	21.5	16.4	4.7	.	100.0	T		
.	.	.	.	28.8	24.6	18.5	21.9	.	.	100.0	M	619.1/2	PAPIER, LIVRES,
.	.	.	.	29.1	21.1	24.8	20.8	.	.	100.0	F		JOURNEAUX
.	.	.	.	28.9	22.8	21.6	21.3	5.3	.	100.0	T		
13.7	3.6	.	100.0	27.2	25.1	20.5	20.1	7.0	.	100.0	M	61	COMMERCE DE GROS
7.6	.	.	100.0	36.6	27.8	19.3	12.9	3.4	.	100.0	F		
9.1	1.3	.	100.0	30.3	26.0	20.1	17.8	5.8	.	100.0	T		
.	.	.	100.0	29.9	29.8	20.6	14.2	5.5	.	100.0	M	641/642	PR. ALIMENTAIRES,
4.1	.	.	100.0	32.4	37.8	21.1	7.3	1.4	.	100.0	F		BOISSONS,
4.9	.	.	100.0	30.9	32.9	20.8	11.5	3.9	.	100.0	T		TABAC
.	.	.	.	27.7	27.3	12.9	22.8	9.2	.	100.0	M	643	PHARMACIES
.	.	.	100.0	33.3	41.4	12.6	11.0	1.7	.	100.0	F		
.	.	.	100.0	30.5	34.4	12.8	16.9	5.5	.	100.0	T		
.	.	.	.	22.0	27.4	27.6	18.6	4.4	.	100.0	M	644	ART. MEDICAUX,
.	.	.	100.0	32.6	31.1	23.3	9.7	3.3	.	100.0	F		PRODUITS
.	.	.	100.0	26.7	29.1	25.7	14.6	3.9	.	100.0	T		D'ENTRETIEN
.	.	.	100.0	22.0	23.2	22.2	23.2	9.4	.	100.0	M	645	ARTICLES
11.6	.	.	100.0	26.7	32.4	24.4	13.7	2.8	.	100.0	F		D'HABILLEMENT
13.4	.	.	100.0	24.8	28.7	23.5	17.5	5.5	.	100.0	T		
.	.	.	100.0	18.3	26.1	30.7	15.7	9.3	.	100.0	M	646	CHAUSSURES,
.	.	.	100.0	32.6	34.1	25.2	6.2	1.9	.	100.0	F		MARQUINERIE
7.3	.	.	100.0	27.6	31.3	27.1	8.5	4.5	.	100.0	T		
.	.	.	.	21.8	17.6	23.6	25.9	11.0	.	100.0	M	647	TISSUS
.	.	.	.	25.4	32.9	23.3	14.7	.	.	100.0	F		D'AMEUBLEMENT
.	.	.	.	23.2	23.7	23.5	21.4	8.1	.	100.0	T		
.	.	.	100.0	25.4	31.4	17.2	20.2	5.8	.	100.0	M	648/649	EQUIPEMENT DU
.	.	.	100.0	34.0	30.8	18.1	15.3	1.7	.	100.0	F		FOYER
13.9	.	.	100.0	28.0	31.2	17.5	18.8	4.6	.	100.0	T		
.	.	.	.	32.2	25.5	19.0	16.7	6.7	.	100.0	M	653	LIVRES, JOURN.,
.	.	.	100.0	31.5	32.6	16.4	14.5	5.0	.	100.0	F		PAPIER,
.	.	.	100.0	31.9	28.4	17.9	15.8	6.0	.	100.0	T		EQ. BUREAU
.	.	.	100.0	25.2	25.6	21.7	20.0	7.4	.	100.0	M	654/655	AUTRES COMMERCES
.	.	.	100.0	30.5	32.3	21.1	13.2	2.8	.	100.0	F		DE DETAIL
.	.	.	100.0	26.8	27.7	21.5	17.9	6.0	.	100.0	T		
.	.	.	100.0	20.6	23.8	25.1	25.0	5.6	.	100.0	M	656	PRODUITS DIVERS
23.6	0.7	.	100.0	21.1	23.0	29.9	23.4	2.5	.	100.0	F		NON ALIMENT.
23.0	0.7	.	100.0	20.9	23.3	28.4	23.9	3.5	.	100.0	T		
13.3	2.8	.	100.0	25.0	27.7	20.9	20.1	6.3	.	100.0	M	64/653-	COMMERCE DE
19.6	0.8	.	100.0	26.4	28.7	25.3	17.3	2.4	.	100.0	F	656	DETAIL
18.8	1.1	.	100.0	25.7	28.2	23.1	18.7	4.3	.	100.0	T		

TAB.A5

EMPLOYEES ACCORDING TO ACTIVITY, SEX,  
SYSTEM OF PAYMENT AND TYPE OF EMPLOYMENT

(%)

ACTIVITY	NACE	SEX	TYPE OF EMPLOYMENT		REGIME DE TRAVAIL	TYPE OF EMPLOYMENT						
			FULL-TIME		TEMPS PLEIN	PART-TIME						
			SYSTEM OF PAYMENT									
			PAID ON COMM.	REM. A LA COM.	NOT PAID ON COMM.	NON REM ON A LA COM.	(*)	TOT. ENS.	PAID ON COMM.	REM. A LA COM.	NOT PAID ON COMM.	NON REM ON A LA COM.
AGRIC. PRIMARY PROD., LIVE-STOCK, TEXT.	611	M	0.9		99.1		-	100.0				100.0
		F			100.0		-	100.0				97.6
		T	0.7		98.3		-	100.0				97.7
FUELS, ORES, INDUSTRIAL CHEMICALS	612	M	2.2		97.8		-	100.0				97.7
		F			99.8		-	100.0				89.2
		T	1.8		98.2		-	100.0				91.8
TIMBER, BUILDING MATERIALS	613	M	3.0		97.0		-	100.0				93.8
		F	3.6		96.4		-	100.0				100.0
		T	3.1		96.9		-	100.0				97.4
MACHINERY, EQUIPMENTS, VEHICLES	614	M	10.0		90.0		-	100.0				87.9
		F	1.7		98.3		-	100.0				97.5
		T	7.6		92.4		-	100.0				94.7
FURNITURE, HSEHD. GOODS, HARDWARE	615	M	6.4		93.6		-	100.0				88.7
		F	1.1		98.9		-	100.0				96.9
		T	4.9		95.1		-	100.0				93.7
TEXTILES, CLOTHING, FOOTWR., LEATHERWARE	616	M	4.3		95.7		-	100.0				93.8
		F	0.7		99.3		-	100.0				100.0
		T	2.7		97.3		-	100.0				98.3
FOOD, DRINK, TOBACCO	617	M	8.4		91.6		-	100.0				94.4
		F	3.1		96.8		-	100.0				97.8
		T	6.5		93.5		-	100.0	2.9			97.1
TOBACCO PRODUCTS	617.6	M	-		-		-	-				-
		F	-		-		-	-				-
		T	-		-		-	-				-
PHARMACEUTICAL, MEDICAL GDS., CLEANING MAT.	618	M	3.4		96.6		-	100.0				98.9
		F	1.4		98.6		-	100.0				98.1
		T	2.5		97.5		-	100.0				98.1
PHARMACEUTICALS	618.1	M	1.1		98.9		-	100.0				100.0
		F	-		99.8		-	100.0				100.0
		T	0.7		99.3		-	100.0				100.0
OTHER WHOLESALE DISTRIBUTION	619	M	7.5		92.5		-	100.0				96.9
		F	0.7		99.3		-	100.0				100.0
		T	5.0		95.0		-	100.0				98.8
PAPER, BOOKS, STATIONERY, NEWSPAPERS	619.1/2	M	-		97.6		-	100.0				-
		F	-		100.0		-	100.0				-
		T	-		98.8		-	100.0				-
WHOLESALE TRADE	61	M	5.3		94.7		-	100.0	5.6			94.4
		F	1.5		98.5		-	100.0	2.3			97.7
		T	4.1		95.9		-	100.0	3.0			97.0
FOOD, DRINK, TOBACCO	641/642	M	1.6		98.4		-	100.0				98.7
		F	0.2		99.8		-	100.0				98.8
		T	1.1		98.9		-	100.0				98.7
DISPENSING CHEMISTS	643	M	-		82.2		-	100.0				-
		F	-		99.8		-	100.0				100.0
		T	-		90.8		-	100.0				100.0
MEDICAL GOODS, COSMETICS, CLEANING MAT.	644	M	3.4		96.6		-	100.0				100.0
		F	7.3		92.7		-	100.0				96.7
		T	5.2		94.8		-	100.0				96.7
CLOTHING	645	M	1.8		98.2		-	100.0				96.4
		F	0.3		99.7		-	100.0				99.1
		T	0.9		99.1		-	100.0				98.4
FOOTWEAR, LEATHER GOODS	646	M	1.5		98.5		-	100.0				100.0
		F	1.9		98.1		-	100.0				100.0
		T	1.8		98.2		-	100.0				100.0
FURN. FABRICS, HOUSEHOLD TEXTILES	647	M	-		100.0		-	100.0				-
		F	-		100.0		-	100.0				-
		T	-		100.0		-	100.0				-
HOUSEHOLD FITMENTS, APPLIANCES	648/649	M	2.1		97.9		-	100.0				92.9
		F	0.4		99.6		-	100.0				100.0
		T	1.6		98.4		-	100.0				96.6
BOOKS, NEWSPRS., STATIONERY, OFFICE SUPPS.	653	M	8.8		91.2		-	100.0				96.1
		F	-		99.0		-	100.0				97.1
		T	5.6		94.4		-	100.0				97.1
OTHER RETAIL DISTRIBUTION	654/655	M	4.5		95.5		-	100.0				100.0
		F	0.8		99.2		-	100.0				100.0
		T	3.4		96.6		-	100.0				100.0
VARIOUS NON-FOOD PRODUCTS	656	M	0.2		99.8		-	100.0				100.0
		F	0.1		99.9		-	100.0				99.8
		T	0.1		99.9		-	100.0				99.8
RETAIL TRADE	64/653-656	M	2.1		97.9		-	100.0	3.2			96.8
		F	0.4		99.6		-	100.0	0.3			99.7
		T	1.3		98.7		-	100.0	0.7			99.3

TAB.A5

EMPLOYES SELON L ACTIVITE, LE SEXE,  
LE SYSTEME DE REMUNERATION ET LE  
REGIME DE TRAVAIL

(%)

REGIME DE TRAVAIL		ALLTYPES OF EMPLOYMENT				ENS. DES REGIMES DE TRAVAIL		S E X E	NACE	ACTIVITE
TEMPS PARTIEL		SYSTEME DE REMUNERATION								
(°)	TOT. ENS.	PAID ON COMM.	REM. A LA COM.	NOT PAID ON A LA COMM.	NON REM ON A LA COM.	(°)	TOT. ENS.			
-	100.0	0.9		99.1		-	100.0	M	611	MAT. PREM., AGR.,
-	100.0			99.8		-	100.0	F		ANIMAUX,
-	100.0	0.7		99.3		-	100.0	T		TEXTILES,
-	100.0	2.2		97.8		-	100.0	M	612	COMBUSTIBLES,
-	100.0	0.5		99.5		-	100.0	F		MINERAIS,
-	100.0	1.8		98.2		-	100.0	M		PR. CHIMIQUES
-	100.0	3.0		97.0		-	100.0	T	613	BOIS, MATERIAUX
-	100.0	3.5		96.5		-	100.0	F		DE CONSTR.
-	100.0	3.1		96.9		-	100.0	T		
-	100.0	10.0		90.0		-	100.0	M	614	MACHINES,
-	100.0	1.7		98.3		-	100.0	F		VEHICULES
-	100.0	7.6		92.4		-	100.0	M		
-	100.0	6.4		93.6		-	100.0	T	615	MEUBLES,
-	100.0	1.1		98.9		-	100.0	F		ART. MENAGERS
-	100.0	4.9		95.1		-	100.0	T		QUINCAILLERIE
-	100.0	4.3		95.7		-	100.0	M	616	TEXTILE,
-	100.0	0.7		99.3		-	100.0	F		HABILLEMENT,
-	100.0	2.6		97.4		-	100.0	T		CHAUSSURES
-	100.0	8.3		91.7		-	100.0	M	617	PRODUITS ALIM.,
-	100.0	3.1		96.9		-	100.0	F		BOISSONS,
-	100.0	6.4		93.6		-	100.0	T		TABAC
-	-	-		-		-	-	M	617.6	PRODUITS DU
-	-	-		-		-	-	F		TABAC
-	-	-		-		-	-	T		
-	100.0	3.4		96.6		-	100.0	M	618	PR. PHARM.,
-	100.0	1.4		98.6		-	100.0	F		MEDICAUX,
-	100.0	2.5		97.5		-	100.0	T		D'ENTRETIEN
-	100.0	1.0		99.0		-	100.0	M	618.1	PRODUITS
-	100.0			99.0		-	100.0	F		PHARM.
-	100.0	0.7		99.3		-	100.0	T		
-	100.0	7.4		92.6		-	100.0	M	619	AUTRES COMMERCES
-	100.0	0.7		99.3		-	100.0	F		DE GROS
-	100.0	5.0		95.0		-	100.0	T		
-	-	-		97.7		-	100.0	M	619.1/2	PAPIER, LIVRES,
-	-	-		100.0		-	100.0	F		JOURNEAUX
-	-	-		99.8		-	100.0	T		
-	100.0	5.3		94.7		-	100.0	M	61	COMMERCE DE GROS
-	100.0	1.6		98.4		-	100.0	F		
-	100.0	4.1		95.9		-	100.0	T		
-	100.0	1.6		98.4		-	100.0	M	641/642	PR. ALIMENTAIRES,
-	100.0	0.3		99.7		-	100.0	F		BOISSONS,
-	100.0	1.1		98.9		-	100.0	T		TABAC
-	-	-		82.4		-	100.0	M	643	PHARMACIES
-	100.0			99.9		-	100.0	F		
-	100.0			91.1		-	100.0	T		
-	-	3.5		96.5		-	100.0	M	644	ART. MEDICAUX,
-	100.0	7.2		92.8		-	100.0	F		PRODUITS
-	100.0	5.1		94.9		-	100.0	T		D'ENTRETIEN
-	100.0	1.8		98.2		-	100.0	M	645	ARTICLES
-	100.0	0.3		99.7		-	100.0	F		D'HABILLEMENT
-	100.0	0.9		99.1		-	100.0	T		
-	100.0	1.5		98.5		-	100.0	M	646	CHAUSSURES,
-	100.0	1.8		98.2		-	100.0	F		MAROQUINERIE
-	100.0	1.7		98.3		-	100.0	T		
-	-	-		100.0		-	100.0	M	647	TISSUS
-	-	-		100.0		-	100.0	F		D'AMEUBLEMENT
-	-	-		100.0		-	100.0	T		
-	100.0	2.1		97.9		-	100.0	M	648/649	EQUIPEMENT DU
-	100.0	0.4		99.6		-	100.0	F		FOYER
-	100.0	1.8		98.4		-	100.0	T		
-	-	8.8		91.2		-	100.0	M	653	LIVRES, JOURN.,
-	100.0			98.9		-	100.0	F		PAPIER,
-	100.0	5.8		94.4		-	100.0	T		EQ. BUREAU
-	100.0	4.5		95.5		-	100.0	M	654/655	AUTRES COMMERCES
-	100.0	0.7		99.3		-	100.0	F		DE DETAIL
-	100.0	3.3		96.7		-	100.0	T		
-	100.0	0.2		99.8		-	100.0	M	656	PRODUITS DIVERS
-	100.0	0.1		99.9		-	100.0	F		NOM ALIMENT.
-	100.0	0.1		99.9		-	100.0	T		
-	100.0	2.1		97.9		-	100.0	M	64/653-	COMMERCE DE
-	100.0	0.4		99.6		-	100.0	F	656	DETAIL
-	100.0	1.2		98.8		-	100.0	T		

TAB.A6

AGE : MEAN (M) AND COEFFICIENT OF VARIATION (CV) ACCORDING TO ACTIVITY, SEX, QUALIFICATION AND TYPE OF EMPLOYMENT

M			TYPE OF EMPLOYMENT: FULL-TIME							
ACTIVITY	NACE	SEX	QUALIFICATION							TOG. ENS.
			1A	1B	2	3	4	5	(*)	
AGRIC. PRIMARY PROD., LIVE-STOCK, TEXT. FUELS, ORES.	611	M	51.0	46.7	41.3	42.1	37.5	36.5	-	38.1
		F	51.0	46.5	43.9	38.1	28.4	31.8	-	31.6
INDUSTRIAL CHEMICALS	612	M	46.6	42.5	37.3	34.4	37.4	37.7	-	37.4
		F	46.6	42.2	38.1	32.8	26.1	24.1	-	27.5
TIMBER, BUILDING MATERIALS	613	M	43.8	42.9	37.4	33.9	34.5	34.4	-	35.0
		F	43.8	42.9	38.5	35.6	35.9	37.6	-	37.0
MACHINERY, EQUIPMENTS, VEHICLES	614	M	44.3	43.0	38.1	31.5	26.5	23.0	-	26.6
		F	44.1	42.3	39.3	34.7	33.6	35.4	-	35.0
FURNITURE, HSEHD. GOODS, HARDWARE	615	M	44.1	42.3	37.5	34.0	32.1	31.2	-	33.5
		F	43.9	40.9	36.1	32.8	26.3	21.6	-	26.5
TEXTILES, CLOTHING, FOOTWR., LEATHERWARE	616	M	42.9	42.2	37.3	33.7	30.0	28.2	-	31.4
		F	42.7	42.2	38.0	34.9	32.7	35.1	-	34.6
FOOD, DRINK, TOBACCO	617	M	42.9	42.4	35.4	30.6	25.8	23.8	-	25.9
		F	42.9	45.0	37.9	37.7	30.4	31.9	-	32.1
TOBACCO PRODUCTS	617.6	M	42.9	44.8	37.9	36.8	32.5	32.5	-	33.9
		F	42.9	44.8	35.7	34.0	26.7	24.1	-	27.0
PHARMACEUTICAL, MEDICAL BOS., CLEANING MAT.	618	M	42.9	45.0	37.4	35.9	29.6	28.6	-	30.8
		F	42.9	42.1	40.3	37.5	34.6	34.1	-	35.0
PHARMACEUTICALS	618.1	M	43.2	42.3	39.0	34.8	27.2	32.1	-	30.6
		F	43.2	42.3	40.2	37.0	32.0	33.3	-	33.5
OTHER WHOLESALE DISTRIBUTION	619	M	-	-	-	-	-	-	-	-
		F	-	-	-	-	-	-	-	-
PAPER, BOOKS, STATIONERY, NEWSPAPERS	619.1/2	M	46.8	45.5	35.1	37.0	33.2	28.3	-	31.5
		F	46.8	45.5	40.2	34.2	27.4	22.8	-	25.6
WHOLESALE TRADE	61	M	46.6	45.4	35.9	36.1	30.3	25.9	-	28.9
		F	49.4#	46.4#	37.5	38.5	33.3	27.7	-	30.9
FOOD, DRINK, TOBACCO	641/642	M	49.1#	46.2#	38.4	37.4	30.7	23.2	-	25.5
		F	42.8	41.9	35.3	33.8	32.2	34.8	-	34.3
DISPENSING CHEMISTS	643	M	42.9	44.5	34.5	32.0	26.2	27.0	-	27.4
		F	42.9	42.0	35.2	33.3	29.5	31.8	-	31.8
MEDICAL GOODS, COSMETICS, CLEANING.MAT.	644	M	-	-	-	44.8#	35.0#	39.1	-	38.8
		F	-	-	-	28.4	31.8	31.1	-	31.1
CLOTHING	645	M	45.2	43.2	38.2	36.0	34.6	34.5	-	34.9
		F	45.1	43.1	37.9	33.2	27.4	27.4	-	28.0
FOOTWEAR, LEATHER GOODS	646	M	45.2	43.2	38.2	35.3	31.8	32.1	-	33.0
		F	44.1	44.6	37.7	36.1	33.2	31.8	-	33.4
FURN. FABRICS, HOUSEHOLD TEXTILES	647	M	44.6	44.2	37.5	34.6	29.9	29.9	-	30.7
		F	40.0	43.6	35.5	35.7	30.0	34.9	-	34.5
HOUSEHOLD FITMENTS, APPLIANCES	648/649	M	40.4	44.5	36.6	31.0	26.2	24.1	-	29.3
		F	40.4	43.9	36.1	33.8	28.0	29.2	-	32.0
BOOKS, NEWSPR., STATIONERY, OFFICE SUPPS.	653	M	42.9	41.2	34.6	31.7	34.3	32.6	-	33.9
		F	43.0	44.9	36.2	33.1	26.8	23.6	-	27.4
OTHER RETAIL DISTRIBUTION	654/655	M	46.1	41.7	34.9	32.2	30.1	28.7	-	31.0
		F	46.1	46.7	38.4	35.8	34.1	33.8	-	34.9
VARIOUS NON-FOOD PRODUCTS	656	M	46.0	46.1#	40.3	33.9	27.7	26.6	-	28.0
		F	40.4	46.7	38.9	35.0	29.9	29.6	-	30.8
RETAIL TRADE	64/653-656	M	40.4	42.3	36.3	36.5	31.6	25.7	-	31.9
		F	40.4	42.3	38.3	32.5	25.0	20.6	-	24.7
		M	40.4	42.3	36.6	34.5	26.9	22.3	-	27.3
		F	-	-	-	41.3	36.7	33.5	-	36.4
		M	-	-	-	33.9	29.7	24.9	-	29.1
		F	-	-	-	39.3	33.5	31.0	-	33.6
		M	44.7	46.1	37.8	39.7	33.2	31.9	-	33.6
		F	44.7	46.0	40.6	34.5	26.4	22.6	-	26.2
		M	44.7	46.0	39.8	35.1	30.9	28.6	-	31.4
		F	44.1	44.4	37.1	36.6	32.8	29.4	-	33.3
		M	44.1	44.4	38.4	33.5	27.4	24.1	-	27.4
		F	43.6	44.5	37.4	35.7	30.1	27.5	-	30.9
		M	44.1	42.5	39.4	35.4	34.0	33.7	-	34.8
		F	44.1	40.7	38.4	32.9	26.7	24.6	-	27.1
		M	44.2	42.3	39.3	34.9	31.3	31.0	-	32.5
		F	44.8	39.7	35.9	35.3	33.8	33.1	-	34.2
		M	44.8	40.8	37.0	34.0	26.5	24.2	-	26.6
		F	45.6	39.8	36.1	34.7	28.4	28.3	-	29.3
		M	44.5	43.2	37.4	35.5	33.5	32.3	-	33.8
		F	45.8	43.2	38.0	33.4	26.5	24.7	-	26.7
		M	44.6	43.2	37.5	34.8	29.5	29.2	-	30.5
		F	44.6	43.2	37.5	34.8	29.5	29.2	-	30.5



TAB.A6

AGE : MOYENNE (M) ET COEFFICIENT DE VARIATION (CV) SELON L ACTIVITE, LE SEXE, LA QUALIFICATION ET LE REGIME DE TRAVAIL

REGIME DE TRAVAIL: TEMPS PLEIN

CV

QUALIFICATION								TOB. ENS.	SEX E	MACE	ACTIVITE
1A	1B	2	3	4	5	(°)					
12.7	15.0	22.2	27.5	27.6	33.3	-	30.4	M	611	MAT. PREM. AGR., ANIMAUX, TEXTILES	
12.6	15.0	15.5	31.7	31.9	37.7	-	36.6	F			
16.9	17.5	21.5	28.4	30.8	35.1	-	32.8	T	612	COMBUSTIBLES, MINERAIS	
16.8	16.8	23.1	27.2	27.0	33.0	-	28.4	M			
16.9	17.4	25.2	29.0	32.4	44.1	-	36.8	F			
14.8	17.7	23.4	27.8	31.6	38.8	-	32.4	T	613	BOIS, MATERIAUX DE CONSTR.	
14.2	17.4	24.1	29.1	31.2	30.4	-	30.1	M			
17.3	18.7	17.1	30.9	32.6	37.5	-	35.9	F			
17.3	18.7	23.6	29.9	33.8	34.6	-	32.5	T	614	MACHINES, VEHICULES	
17.4	18.8	23.4	26.9	31.6	41.4	-	35.5	M			
17.4	18.5	24.3	29.1	31.2	37.1	-	32.5	F			
18.1	19.2	23.5	27.5	33.0	44.1	-	34.8	T	615	MEUBLES, ART. MENAGERS	
17.8	19.1	27.1	27.5	31.4	33.8	-	31.6	M			
20.0	21.3	26.3	28.6	31.6	38.2	-	34.8	F			
20.0	21.3	27.1	28.3	33.4	38.4	-	34.7	T	616	TEXTILE, HABILLEMENT, CHAUSSURES	
20.0	22.2	23.8	28.3	31.4	41.7	-	37.7	M			
19.9	20.4	24.4	33.8	32.7	41.9	-	36.7	F			
19.9	16.7	24.0	30.0	35.6	44.6	-	36.7	T	617	PRODUITS ALIM., BOISSONS, TABAC	
19.6	17.6	24.1	27.9	30.3	34.2	-	31.7	M			
-	-	25.8	32.6	36.4	38.1	-	38.3	F	617.6	PRODUITS DU TABAC	
-	-	24.3	28.8	33.9	35.9	-	34.4	T			
19.4	22.7	25.2	23.7	32.3	42.6	-	37.8	M	618	PR. PHARM., MEDICAUX, D'ENTRETIEN	
18.7	22.0	25.0	30.7	32.1	34.6	-	36.1	F			
19.0#	24.1#	25.7	26.2	33.8	41.6	-	38.8	T	618.1	PRODUITS PHARM.	
18.5#	24.0#	25.2	21.4	32.4	42.5	-	39.3	M			
19.0	17.9	25.8	30.8	32.9	33.4	-	36.0	F	619	AUTRES COMMERCES DE GROS	
18.9	19.3	25.1	25.1	34.1	40.8	-	39.5	T			
-	-	23.7	29.1	32.0	36.8	-	32.3	M			
-	-	21.8	29.5	32.1	39.3	-	35.1	F	618.1/2	PAPIER, LIVRES, JOURNEAUX	
-	-	23.5	29.3	33.7	39.6	-	34.8	T			
-	-	24.7#	27.7#	29.3	29.3	-	29.2	M			
18.0	18.8	-	32.1	31.1	31.1	-	32.1	F	61	COMMERCE DE GROS	
13.8	16.2	25.8#	32.1	31.9	31.9	-	32.5	T			
17.8	18.6	24.3	28.4	30.7	36.1	-	32.0	M			
19.1	14.9	24.1	31.1	33.0	41.8	-	37.5	F	641/642	PR. ALIMENTAIRES, BOISSONS, TABAC	
20.0	15.8	24.1	29.2	33.7	39.2	-	35.1	T			
15.6	15.2	25.6	31.0	31.4	38.9	-	33.8	M	643	PHARMACIES	
16.0	17.1	24.3	32.7	32.5	42.3	-	36.4	F			
16.0	16.0	24.3	32.5	34.3	41.0	-	36.6	T			
16.0	16.7	28.7	19.8	31.8	32.7	-	29.0	M	644	ART. MEDICAUX, PRODUITS D'ENTRETIEN	
19.5	16.6	27.4	23.9	34.2	45.1	-	36.8	F			
13.1	13.1	28.1	22.4	33.7	42.3	-	33.5	T	645	ARTICLES D'HABILLEMENT	
18.1	16.4	21.0	24.9	32.8	38.9	-	31.8	M	646	CHAUSSURES, MAROQUINERIE	
18.1	17.5	22.3	28.2	31.4	37.4	-	34.4	F			
18.0	16.4	21.3	26.3	34.7	41.9	-	34.5	T	647	TISSUS D'AMEUBLEMENT	
18.2	17.5	25.1	26.8	32.8	39.9	-	33.8	M	648/649	EQUIPEMENT DU FOYER	
18.2	25.0#	23.6	32.5	34.2	39.6	-	36.2	F			
18.2	18.6	24.8	29.3	35.2	41.8	-	36.8	T	653	LIVRES, JOURN., PAPIER, EQ. BUREAU	
18.2	20.0	24.4	35.7	35.3	48.6	-	36.8	M	654/655	AUTRES COMMERCES DE DETAIL	
-	-	22.7	32.3	33.1	29.1	-	34.8	F			
-	-	24.2	34.7	36.0	40.5	-	38.3	T	656	PRODUITS DIVERS NON ALIMENT.	
-	-	22.8	32.7	32.7	40.7	-	33.6	M			
-	-	24.4	24.4	37.3	34.2	-	38.8	F	64/653-656	COMMERCE DE DETAIL	
13.1	11.0	22.2	24.7	36.1	41.9	-	38.4	T			
13.1	11.3	23.1	24.7	32.0	35.9	-	32.8	M			
16.1	15.0	27.4	31.0	31.4	36.5	-	35.9	F			
17.6	14.6	23.7	26.9	33.7	38.8	-	35.3	T			
18.8	17.6	24.1	27.1	32.0	39.8	-	33.7	M			
17.7	17.3	24.2	28.5	31.8	39.3	-	34.8	F			
17.0	17.0	24.2	27.7	33.3	40.9	-	35.5	T			
17.0	17.9	23.7	27.2	31.5	38.7	-	32.3	M			
20.0	13.1	20.8	29.6	35.2	41.8	-	37.3	F			
15.9	17.3	23.5	27.8	34.6	41.7	-	35.3	T			
20.8	17.1	20.9	25.1	29.2	36.0	-	29.8	M			
18.3	16.5	21.0	22.5	26.3	32.5	-	28.4	F			
18.3	17.8	21.0	24.0	29.8	38.5	-	31.8	T			
18.3	16.8	23.5	26.9	31.4	37.6	-	32.5	M			
18.3	17.8	24.3	28.3	30.0	38.4	-	33.1	F			
18.3	16.8	23.6	27.5	33.1	40.2	-	35.0	T			

TAB.A6

AGE : MEAN (M) AND COEFFICIENT OF VARIATION (CV) ACCORDING TO ACTIVITY, SEX, QUALIFICATION AND TYPE OF EMPLOYMENT

M		TYPE OF EMPLOYMENT: PART-TIME										
ACTIVITY	NACE	SEX	QUALIFICATION							TOG. (%)	TOG. ENS.	
			1A	1B	2	3	4	5				
AGRIC. PRIMARY	611	M	-	-	-	-	-	-	-	-	-	-
PROD., LIVE-STOCK, TEXT.		F	-	-	-	-	-	-	38.4	-	-	37.2
FUELS, ORES, INDUSTRIAL	612	M	-	-	-	-	32.8#	34.7#	38.5	-	-	37.4
CHEMICALS		F	-	-	-	-	35.8#	31.1#	39.6	-	-	41.8#
TIMBER, BUILDING MATERIALS	613	M	-	-	-	-	-	32.7	40.2	-	-	37.0
		F	-	-	-	-	-	-	43.0	-	-	38.4
MACHINERY, EQUIPMENTS, VEHICLES	614	M	-	-	-	-	-	-	41.6#	-	-	41.7#
		F	-	-	-	-	-	-	-	-	-	36.8#
FURNITURE, HSEHD. GOODS, HARDWARE	615	M	-	-	-	-	35.2#	28.5	40.2#	-	-	38.9
		F	-	-	-	-	-	29.0	40.3#	-	-	37.1#
TEXTILES, CLOTHING, FOOTWR., LEATHERWARE	616	M	-	-	-	-	-	25.6#	34.6#	-	-	35.4
		F	-	-	-	-	-	30.0#	34.3#	-	-	35.9
FOOD, DRINK, TOBACCO	617	M	-	-	-	-	-	30.8	29.5#	-	-	34.2#
		F	-	-	-	-	-	31.9	29.5	-	-	31.7#
		T	-	-	-	-	-	42.1	39.0	-	-	32.6
		F	-	-	-	-	-	36.7	38.1	-	-	34.0#
		T	-	-	-	-	40.7#	39.0	38.2	-	-	31.1
TOBACCO PRODUCTS	617.6	M	-	-	-	-	-	-	-	-	-	41.0
		F	-	-	-	-	-	-	-	-	-	38.1
		T	-	-	-	-	-	-	-	-	-	38.8
PHARMACEUTICAL, MEDICAL GDS., CLEANING MAT.	618	M	-	-	-	-	29.0#	25.3	33.4#	-	-	32.5#
		F	-	-	-	-	28.6#	25.2	24.2	-	-	26.0
PHARMACEUTICALS	618.1	M	-	-	-	-	-	-	27.3	-	-	27.5
		F	-	-	-	-	28.5#	23.7	22.3#	-	-	31.5#
		T	-	-	-	-	28.1#	23.7	25.6#	-	-	24.8
OTHER WHOLESALE DISTRIBUTION	619	M	-	-	-	-	-	-	51.0#	-	-	26.5
		F	-	-	-	-	-	-	31.2#	-	-	47.2
		T	-	-	-	-	31.7#	31.8	40.4	-	-	31.0
PAPER, BOOKS, STATIONERY, NEWSPAPERS	619.1/2	M	-	-	-	-	-	-	-	-	-	37.3
		F	-	-	-	-	-	-	-	-	-	-
WHOLESALE TRADE	61	M	-	45.3	41.2#	37.2#	39.6	38.6	-	-	-	39.3
		F	-	-	39.4	33.9	30.7	36.7	-	-	-	35.3
		T	-	45.6	40.4	34.6	33.8	37.1	-	-	-	36.2
FOOD, DRINK, TOBACCO	641/642	M	-	-	-	-	30.8	28.9	-	-	-	30.8
		F	-	-	-	-	27.5	30.9	-	-	-	29.3
		T	-	-	-	-	28.1	30.4	-	-	-	29.6
DISPENSING CHEMISTS	643	M	-	-	-	-	-	-	42.1#	-	-	37.6
		F	-	-	-	-	-	-	42.4#	-	-	38.1
MEDICAL GOODS, COSMETICS, CLEANING MAT.	644	M	-	-	-	-	-	30.1#	-	-	-	30.9
		F	-	-	-	-	-	-	-	-	-	33.7
CLOTHING	645	M	-	-	-	-	-	-	38.5#	-	-	34.1
		F	-	-	-	-	-	-	33.1#	-	-	30.1
		T	-	-	-	-	30.7	28.8	-	-	-	31.2
FOOTWEAR, LEATHER GOODS	646	M	-	-	-	-	31.6	30.3	-	-	-	29.9
		F	-	-	-	-	-	-	30.1	-	-	30.0
		T	-	-	-	-	30.6	26.8#	-	-	-	-
FURN. FABRICS, HOUSEHOLD TEXTILES	647	M	-	-	-	-	-	-	-	-	-	-
		F	-	-	-	-	-	-	-	-	-	-
		T	-	-	-	-	-	-	-	-	-	-
HOUSEHOLD FITMENTS, APPLIANCES	648/649	M	-	-	-	-	35.7	-	-	-	-	32.9
		F	-	-	-	-	28.0#	36.4#	-	-	-	32.4#
		T	-	-	-	-	32.4	33.1#	-	-	-	32.7
BOOKS, NEWSPRS., STATIONERY, OFFICE SUPPS.	653	M	-	-	-	-	-	-	-	-	-	-
		F	-	-	-	-	24.7	32.1#	-	-	-	29.0
		T	-	-	-	-	24.9	32.8#	-	-	-	29.0
OTHER RETAIL DISTRIBUTION	654/655	M	-	-	-	-	35.5#	-	-	-	-	37.8#
		F	-	-	-	-	27.4	38.7#	-	-	-	31.8
		T	-	-	-	-	30.3	39.5#	-	-	-	34.2
VARIOUS NON-FOOD PRODUCTS	656	M	-	-	-	-	27.8#	29.0	-	-	-	28.8
		F	-	-	-	-	32.7	28.0	-	-	-	27.8
		T	-	-	-	-	32.7	28.0	-	-	-	27.9
RETAIL TRADE	64/653-656	M	-	-	39.2#	32.5#	33.7	30.4	-	-	-	32.3
		F	-	-	36.9	32.7	28.1	29.0	-	-	-	28.5
		T	-	43.1	38.1	32.7	28.6	28.3	-	-	-	29.0

TAB.A6

AGE : MOYENNE (M) ET COEFFICIENT  
DE VARIATION (CV) SELON L ACTIVITE,  
LE SEXE, LA QUALIFICATION ET  
LE REGIME DE TRAVAIL

REGIME DE TRAVAIL : TEMPS PARTIEL

CV

QUALIFICATION								SEXE	NACE	ACTIVITE
1A	1B	2	3	4	5	(°)	TOG. ENS.			
-	-	-	-	-	31.9	-	33.1	M	611	MAT. PREM. AGR.,
-	-	-	-	-	32.6	-	33.7	F		ANIMAUX,
-	-	-	-	27.9#	-	-	35.7#	T		TEXTILES
-	-	-	31.6#	23.0#	24.8	-	27.3	M	612	COMBUSTIBLES,
-	-	-	35.9#	26.2	29.7	-	31.1	F		MINERAIS,
-	-	-	-	-	-	-	34.7#	T		PR. CHIMIQUES
-	-	-	-	-	17.8	-	30.4#	M	613	BOIS, MATERIAUX
-	-	-	-	-	27.5#	-	33.2	F		DE CONSTR.
-	-	-	-	-	-	-	35.0#	T		
-	-	-	-	14.8	29.8#	-	30.3	M	614	MACHINES,
-	-	-	28.3#	15.5	32.7#	-	31.9	F		VEHICULES
-	-	-	-	-	-	-	25.6#	T		
-	-	-	-	29.9#	41.4#	-	40.5#	M	615	MEUBLES,
-	-	-	-	24.9#	41.3#	-	35.3	F		ART. MENAGERS
-	-	-	-	-	45.1#	-	42.8#	T		QUINCAILLERIE
-	-	-	-	23.9	35.4	-	30.8	M	616	TEXTILE,
-	-	-	-	31.1	38.0	-	35.6	F		HABILLEMENT,
-	-	-	-	29.5	37.6	-	31.6	T		CHAUSSURES
-	-	-	-	34.7	31.4	-	31.4	M	617	PRODUITS ALIM.,
-	-	-	22.4#	33.0	32.3	-	31.6	F		BOISSONS,
-	-	-	-	-	-	-	-	T		TABAC
-	-	-	-	-	-	-	-	M	617.6	PRODUITS DU
-	-	-	-	-	-	-	-	F		TABAC
-	-	-	-	-	40.0#	-	38.1#	T		
-	-	-	32.5#	24.6	34.5	-	32.6	M	618	PR. PHARM.,
-	-	-	32.0#	24.9	41.0	-	36.1	F		MEDICAUX,
-	-	-	-	-	-	-	35.7#	T		D ENTRETIEN
-	-	-	-	-	9.1	25.2#	29.3	M	618.1	PRODUITS
-	-	-	33.5#	12.5	37.3#	-	33.7	F		PHARM.
-	-	-	32.8#	-	31.9#	-	33.4	T		
-	-	-	-	33.5	37.8#	-	35.4	M	619	AUTRES COMMERCE
-	-	-	-	26.2#	35.7	42.5	40.9	F		DE GROS
-	-	-	-	-	-	-	-	T		
-	-	-	-	-	-	-	-	M	619.1/2	PAPIER, LIVRES,
-	-	-	-	-	-	-	-	F		JOURNEAUX
-	-	-	-	-	-	-	-	T		
-	17.4	21.4#	30.1#	32.3	41.1	-	35.8	M	61	COMMERCE DE GROS
-	-	17.0	31.9	33.6	33.7	-	34.1	F		
-	15.2	19.8	31.7	35.5	35.3	-	34.9	T		
-	-	-	-	39.8	45.5	-	41.7	M	641/642	PR. ALIMENTAIRES,
-	-	-	-	27.7	40.7	-	36.0	F		BOISSONS,
-	-	-	-	31.5	41.0	-	37.7	T		TABAC
-	-	-	-	-	-	-	-	M	643	PHARMACIES
-	-	-	-	-	28.0#	-	28.0	F		
-	-	-	-	30.6#	25.4#	-	28.6	T		
-	-	-	-	-	-	-	-	M	644	ART. MEDICAUX,
-	-	-	-	-	-	-	33.6	F		PRODUITS
-	-	-	-	-	37.8#	-	38.3	T		D ENTRETIEN
-	-	-	-	-	40.5#	-	37.9	M	645	ARTICLES
-	-	-	-	30.1	35.3	-	32.8	F		D HABILLEMENT
-	-	-	-	32.3	38.3	-	35.1	T		
-	-	-	-	31.9	37.6#	-	33.5	M	646	CHAUSSURES,
-	-	-	-	34.2	38.7#	-	35.5	F		MAROQUINERIE
-	-	-	-	-	-	-	-	T		
-	-	-	-	-	-	-	-	M	647	TISSUS
-	-	-	-	-	-	-	-	F		O AMEUBLEMENT
-	-	-	-	22.2	-	-	34.2	T		
-	-	-	-	44.8#	38.7#	-	42.7#	M	648/649	EQUIPEMENT OU
-	-	-	-	33.4	45.5#	-	38.8	F		FOYER
-	-	-	-	-	-	-	-	T		
-	-	-	-	18.4	33.5#	-	31.6	M	653	LIVRES, JOURN.,
-	-	-	-	16.8	34.3#	-	29.8	F		PAPIER,
-	-	-	-	39.5#	-	-	38.8#	T		EQ. BUREAU
-	-	-	-	34.0	31.3#	-	36.8	M	654/655	AUTRES COMMERCE
-	-	-	-	39.2	35.7#	-	38.8	F		DE DETAIL
-	-	-	-	40.0#	47.2	-	45.4	T		
-	-	-	15.2	21.5	34.2	-	24.5	M	656	PRODUITS DIVERS
-	-	-	15.2	21.8	36.3	-	25.6	F		NON ALIMENT.
-	-	23.7#	22.4#	32.4	47.4	-	39.7	T		
-	-	14.8	25.4	24.0	38.2	-	28.8	M	64/653-	COMMERCE DE
-	-	20.4	24.8	25.6	40.4	-	31.0	F	656	DETAIL
-	13.6	-	-	-	-	-	-	T		

TAB.A6

AGE : MEAN (M) AND COEFFICIENT OF VARIATION (CV) ACCORDING TO ACTIVITY, SEX, QUALIFICATION AND TYPE OF EMPLOYMENT

M TYPE OF EMPLOYMENT: ALL TYPES OF EMPLOYMENT										
ACTIVITY	NACE	SEX	QUALIFICATION							TOG.
			1A	1B	2	3	4	5	(*)	
AGRIC. PRIMARY PROD. LIVE-STOCK, TEXT.	611	M	51.0	46.7	41.3	42.1	37.5	36.5	-	38.1
		F	-	-	43.9	37.9	28.3	32.4	-	31.8
FUELS, ORES, INDUSTRIAL CHEMICALS	612	M	46.8	42.6	37.3	34.4	37.4	35.1	-	36.3
		F	-	-	36.3	32.8	26.2	24.9	-	27.8
TIMBER, BUILDING MATERIALS	613	M	46.8	42.6	37.4	33.9	34.5	34.5	-	35.0
		F	43.8	42.9	38.5	35.6	36.0	37.6	-	37.1
MACHINERY, EQUIPMENTS, VEHICLES	614	M	44.3	43.0	38.1	31.9	26.4	24.4	-	27.1
		F	44.1	42.3	39.3	34.7	33.7	35.5	-	35.1
FURNITURE, HSEHD. GOODS, HARDWARE	615	M	40.9	42.2	37.3	32.9	26.3	22.2	-	26.7
		F	43.9	42.2	37.3	33.7	30.0	28.4	-	31.5
TEXTILES, CLOTHING, FOOTWR., LEATHERWARE	616	M	42.9	42.4	37.7	33.9	25.8	24.2	-	26.1
		F	42.9	45.1	37.9	36.8	32.5	32.0	-	32.1
FOOD, DRINK, TOBACCO	617	M	44.8	44.8	35.7	34.0	26.8	24.5	-	27.1
		F	42.9	45.1	37.4	35.9	29.6	28.7	-	30.8
TOBACCO PRODUCTS	617.6	M	43.0	42.1	40.5	37.5	34.7	34.1	-	35.1
		F	43.4	42.3	39.2	35.5	27.6	32.7	-	31.2
PHARMACEUTICAL, MEDICAL GDS., CLEANING MAT.	618	M	40.3	-	-	-	-	-	-	-
		F	-	-	-	-	-	-	-	-
PHARMACEUTICALS	618.1	M	46.6	45.5	35.1	36.9	33.2	28.3	-	31.6
		F	46.5	45.4	35.8	35.5	30.2	25.9	-	28.9
OTHER WHOLESALE DISTRIBUTION	619	M	48.8#	46.4#	37.5	38.2	33.3	27.8	-	30.9
		F	48.6	46.2#	38.4	36.2	27.2	23.2	-	25.5
PAPER, BOOKS, STATIONERY, NEWSPAPERS	619.1/2	M	42.8	41.9	35.3	33.8	32.2	35.1	-	28.6
		F	42.9	42.0	35.2	31.9	26.3	27.1	-	27.5
WHOLESALE TRADE	61	M	42.9	42.0	35.2	33.3	29.5	32.0	-	31.8
		F	-	-	-	44.8#	35.0#	39.8	-	38.3
FOOD, DRINK, TOBACCO	641/642	M	-	-	-	-	28.4	31.8	-	31.1
		F	45.2	43.2	38.3	36.0	34.6	34.6	-	35.4
DISPENSING CHEMISTS	643	M	45.3	43.2	38.0	33.3	26.8	28.1	-	28.3
		F	45.2	43.2	38.2	35.3	31.8	32.2	-	33.1
MEDICAL GOODS, COSMETICS, CLEANING.MAT.	644	M	44.0	44.6	37.8	36.0	33.2	31.8	-	33.4
		F	44.6	40.3	35.7	28.8	25.8	26.9	-	26.4
CLOTHING	645	M	40.0	43.7	35.9	35.7	29.9	35.1	-	34.6
		F	42.9	43.9	36.7	31.1	26.4	25.7	-	29.9
FOOTWEAR, LEATHER GOODS	646	M	40.4	43.8	36.3	33.7	28.0	30.0	-	32.2
		F	42.9	41.2	34.6	31.7	34.3	32.7	-	33.9
FURN. FABRICS, HOUSEHOLD TEXTILES	647	M	44.9	44.9	36.2	33.0	26.8	23.9	-	27.4
		F	43.0	41.7	34.9	32.2	30.1	28.9	-	31.0
HOUSEHOLD FITMENTS, APPLIANCES	648/649	M	46.1	46.7	38.4	35.7	34.2	33.7	-	34.9
		F	40.3	46.1#	40.3	34.0	27.8	26.7	-	28.1
BOOKS, NEWSPR., STATIONERY, OFFICE SUPPS.	653	M	46.0	46.7	38.8	35.0	30.0	29.6	-	30.8
		F	40.4	42.3	36.3	36.5	31.7	25.6	-	31.9
OTHER RETAIL DISTRIBUTION	654/655	M	-	-	38.3	32.9	25.3	21.0	-	25.0
		F	40.4	42.3	36.6	34.6	27.1	22.5	-	27.4
VARIOUS NON-FOOD PRODUCTS	656	M	-	-	-	41.3	36.7	34.0	-	36.5
		F	-	-	-	32.8	29.8	25.2	-	29.0
RETAIL TRADE	64/653-656	M	44.7	46.1	37.8	39.6	33.5	31.1	-	33.6
		F	44.7	46.1	39.6	35.4	33.3	31.8	-	33.6
		M	44.8	46.0	40.0	34.4	26.5	23.3	-	26.4
		F	44.1	44.4	39.7	35.1	30.9	29.6	-	31.5
		M	44.1	44.4	37.0	36.5	32.8	29.4	-	33.2
		F	43.6	44.4	38.4	33.6	27.3	24.4	-	27.4
		M	43.6	44.5	37.3	35.7	30.0	27.5	-	30.9
		F	44.1	42.6	39.4	35.4	34.0	33.7	-	34.9
		M	44.2	42.4	38.4	33.0	26.7	25.2	-	27.3
		F	44.2	42.4	39.3	34.9	31.3	31.2	-	32.5
		M	44.8	39.7	35.9	35.3	33.8	33.0	-	34.1
		F	44.8	40.8	37.0	34.0	26.7	24.7	-	26.8
		M	45.6	39.8	36.1	34.6	28.4	28.1	-	29.1
		F	44.5	43.2	37.4	35.5	33.5	32.2	-	33.9
		M	46.4	43.1	38.0	33.4	26.7	25.1	-	26.9
		F	44.6	43.2	37.5	34.7	29.5	29.2	-	30.4

TAB.A6

AGE : MOYENNE (M) ET COEFFICIENT  
DE VARIATION (CV) SELON L ACTIVITE,  
LE SEXE, LA QUALIFICATION ET  
LE REGIME DE TRAVAIL

REGIME DE TRAVAIL : ENS. DES REGIMES DE TRAVAIL CV

QUALIFICATION								SEXE	NACE	ACTIVITE
1A	1B	2	3	4	5	(*)	TOT. ENS.			
12.7	15.0	22.2	27.5	27.6	33.3	-	30.4	M	611	MAT. PREM. AGR., ANIMAUX, TEXTILES
12.6	15.0	21.5	28.5	30.8	35.1	-	32.9	F		
17.2	17.6	23.0	27.3	27.0	33.1	-	28.5	T	612	COMBUSTIBLES, MINERAIS, PR. CHIMIQUES
17.2	16.0	24.7	29.1	32.3	44.7	-	36.8	F		
17.2	17.5	23.3	27.9	31.6	38.7	-	32.4	T		
14.6	17.7	24.1	29.0	31.3	30.5	-	30.2	M	613	BOIS, MATERIAUX DE CONSTR.
14.2	17.4	23.6	29.8	34.1	34.5	-	33.2	F		
17.3	18.7	23.4	26.9	31.6	41.4	-	32.5	T	614	MACHINES, VEHICULES
17.4	14.8	23.9	29.2	31.1	39.4	-	35.6	F		
18.1	18.5	23.5	27.5	32.9	44.1	-	34.8	T		
17.8	19.1	27.0	27.5	31.3	33.8	-	31.6	M	615	MEUBLES, ART. MENAGERS
20.0	21.1	23.8	27.9	31.5	41.8	-	35.2	F		
20.0	12.2	24.4	33.8	32.6	41.8	-	36.6	T	616	TEXTILE, HABILLEMENT, CHAUSSURES
19.8	20.3	24.0	30.0	33.5	44.4	-	36.7	F		
18.7	16.8	23.9	27.9	30.4	34.3	-	31.7	T	617	PRODUITS ALIM., BOISSONS, TABAC
-	-	25.2	31.8	37.0	37.7	-	38.2	M		
-	17.6	24.1	28.7	34.1	35.8	-	34.4	F	617.6	PRODUITS DU TABAC
18.8	22.7	25.1	24.0	32.4	42.6	-	37.8	M	618	PR. PHARM., MEDICAUX, D'ENTRETIEN
18.3	22.0	25.7	27.3	31.7	34.6	-	36.0	F		
18.5#	24.0#	24.9	22.0	32.4	42.5	-	38.8	T	618.1	PRODUITS PHARM.
18.0	23.9#	25.5	27.2	34.1	40.7	-	35.6	M		
19.0	17.8	23.7	29.1	32.0	37.2	-	39.4	F	619	AUTRES COMMERCES DE GROS
18.9	19.3	22.5	29.5	32.3	39.3	-	32.5	T		
-	17.9	23.6	29.3	33.8	40.0	-	35.2	M		
-	-	-	24.7#	27.7#	30.2	-	35.0	F	619.1/2	PAPIER, LIVRES, JOURNEAUX
18.0	18.8	24.3	28.4	32.1	31.0	-	29.9	T		
14.6	16.1	23.9	25.8#	32.1	32.6	-	32.0	M	61	COMMERCE DE GROS
17.9	18.6	24.2	29.2	31.1	36.1	-	33.0	F		
19.1	14.7	24.1	29.2	33.7	41.9	-	37.7	T		
20.1	15.8	25.6	32.9	33.7	39.2	-	35.1	M	641/642	PR. ALIMENTAIRES, BOISSONS, TABAC
15.6	16.9	29.4	19.8	31.7	32.4	-	33.9	F		
16.0	16.5	26.7	24.3	34.3	41.1	-	36.5	T	643	PHARMACIES
19.5	15.7	28.0	22.6	33.6	42.4	-	36.7	M		
18.3	16.4	21.3	26.3	34.6	42.1	-	33.5	F	644	ART. MEDICAUX, PRODUITS D'ENTRETIEN
18.1	17.5	24.9	26.8	32.8	40.0	-	34.4	T		
18.0	25.0#	23.2	32.5	34.1	39.4	-	34.5	M	645	ARTICLES D'HABILLEMENT
16.2	18.6	24.6	29.3	35.2	41.6	-	36.1	F		
16.2	20.0	24.4	24.4	35.5	48.6	-	36.8	T	646	CHAUSSURES, MAROQUINERIE
-	-	22.7	32.1	33.4	31.3	-	37.0	M		
-	-	24.2	34.5	36.0	40.7	-	35.0	F		
-	-	-	22.8	32.7	41.0	-	38.2	T		
-	-	-	26.8	37.1	31.9	-	33.7	M	647	TISSUS D'AMEUBLEMENT
13.1	11.0	22.2	25.7	36.0	41.7	-	36.3	F		
13.3	11.3	23.7	26.9	31.8	36.2	-	36.4	T	648/649	EQUIPEMENT DU FOYER
16.1	15.0	24.2	27.0	31.9	39.3	-	32.8	M		
17.6	14.6	24.1	28.3	33.7	39.1	-	36.6	F		
18.8	13.1	20.8	29.5	32.0	39.9	-	35.4	T	653	LIVRES, JOURN., PAPIER, EQ. BUREAU
18.7	17.2	23.4	27.8	31.7	39.5	-	33.7	M		
17.0	17.0	20.9	25.1	29.3	36.4	-	34.8	F	654/655	AUTRES COMMERCES DE DETAIL
20.0	17.9	21.0	22.3	25.7	33.2	-	32.4	T		
15.9	16.4	23.5	26.9	31.4	37.8	-	37.4	M	656	PRODUITS DIVERS NON ALIMENT.
21.5	17.8	24.1	28.2	28.5	38.7	-	35.4	F		
18.4	16.5	23.6	27.5	32.7	40.2	-	30.0	T	64/653-656	COMMERCE DE DETAIL

TAB.A7

LENGTH OF SERVICE IN ENTERPRISE :  
 MEAN (M) AND COEFFICIENT OF VARIATION  
 (CV) ACCORDING TO ACTIVITY, SEX,  
 QUALIFICATION AND TYPE OF EMPLOYMENT

ACTIVITY	NACE	SEX	QUALIFICATION							TOG. EMS.
			1A	1B	2	3	4	5	(*)	
AGRIC. PRIMARY	611	M	16.5#	16.5#	15.4#	14.1	11.1	7.4	-	10.0
PROD., LIVE- STOCK, TEXT.		F					6.3#	3.4#	-	5.2
FUELS, ORES,	612	M	16.4#	16.4#	15.7	13.8	9.9	6.2	-	8.7
INDUSTRIAL CHEMICALS		F	13.4#	9.8	8.6	7.2	7.4	5.3	-	7.1
TIMBER, BUILDING MATERIALS	613	M	13.4#	10.0	10.7#	8.8	5.4	3.2	-	5.7
		F			8.8	7.7	6.9	4.8	-	6.8
MACHINERY, EQUIPMENTS, VEHICLES	614	M		9.8#	9.0#	6.5	6.2	4.9	-	5.9
FURNITURE, HSEHD. GOODS		F	9.4#	7.2#	11.2#	9.0#	5.0	2.7#	-	5.1
HARDWARE		T			9.2#	7.1	5.9	4.6	-	5.8
TEXTILES, CLOTH- ING, FOOTWR.	616	M	9.7#	7.6#	8.0	6.0	5.7	4.2	-	5.8
LEATHERWARE		F		11.8#	8.1	8.7	5.0	2.7#	-	5.2
FOOD, DRINK, TOBACCO	617	M		11.9#	9.3	6.6	5.5	3.7	-	5.6
		F			9.3	6.2	6.2	5.4	-	4.6
		T			7.8	6.4#	5.0	3.2#	-	4.6
TOBACCO PRODUCTS	617.6	M			9.3	7.5	5.8	4.8	-	5.9
		F			8.3	9.1	7.2	5.0	-	7.1
PHARMACEUTICAL, MEDICAL GDS., CLEANING MAT.	618	M			8.5#	7.8	9.6	6.5	-	5.5
PHARMACEUTICALS	618.1	M			8.1#	8.9	7.5	5.3	-	6.4
		F			8.2#	8.9	7.5	3.9	-	5.4
		T					4.8	3.6	-	3.1
OTHER WHOLESALE DISTRIBUTION	619	M							-	4.6
PAPER, BOOKS, STATIONERY, NEWSPAPERS	619.1/2	M							-	
WHOLESALE TRADE	61	M	9.8#	9.6#	7.9	10.3	7.7	4.5	-	6.3
		F			13.6#	10.1#	6.3	4.3	-	5.5
FOOD, DRINK, TOBACCO	641/642	M	9.9#	9.6#	8.8	10.3	7.0	4.4	-	6.0
		F				12.0#	8.3	4.6#	-	6.6
DISPENSING CHEMISTS	643	M			13.7#	11.5#	7.0#	4.7#	-	6.0
MEDICAL GOODS, COSMETICS, CLEANING MAT.	644	M	8.7#	8.2	7.1	7.1	6.0	5.0	-	6.1
CLOTHING	645	M	8.7#	8.2	8.5#	7.8	5.4	3.6	-	5.1
FOOTWEAR, LEATHER GOODS	646	M	8.7#	8.2	7.3	7.3	5.7	4.5	-	5.8
FURN. FABRICS, HOUSEHOLD TEXTILES	647	M							-	
HOUSEHOLD FITMENTS, APPLIANCES	648/649	M	10.3	9.7	9.4	8.0	6.8	5.3	-	6.5#
BOOKS, NEWSPRS., STATIONERY, OFFICE SUPPS.	653	M	10.5	9.8	10.6	8.7	5.3	3.0	-	6.7
OTHER RETAIL DISTRIBUTION	654/655	M	10.5	10.7#	9.5	7.2	6.3	4.5	-	4.8
VARIOUS NON-FOOD PRODUCTS	656	M	10.9#	10.3#	9.3	6.4#	4.4	2.7	-	6.1
RETAIL TRADE	64/653- 656	M			10.7	7.1	5.2	3.6	-	5.6
		F			9.3	7.1	5.2	3.6	-	4.0
		T			7.1	6.4#	4.4	2.7	-	5.0
		F			5.5#	3.3#	4.1	6.8#	-	7.3
		T			4.3#		4.8#		-	4.3
		F			5.5#	3.8#	10.1#	4.5	-	5.8
		T			7.2	5.5	7.0	4.7	-	6.3
		F			11.0#	9.9#	6.7	2.4#	-	4.6
		T			10.1	7.6	5.9	3.7	-	5.5
		M			12.0#	10.9#	8.6	5.6	-	7.8
		F			11.5#	9.9#	7.9	3.2	-	5.2
		T				10.7	8.3	4.2	-	6.2
		M				12.2	8.8#	7.3	-	7.7
		F					6.2#	4.6	-	4.2
		T				11.5	7.4#	5.4	-	5.4
		M					15.0#	8.8	-	8.4
		F						5.5#	-	5.5#
		T						7.3	-	7.3
		M						7.1	-	6.2
		F						7.6#	-	4.7
		T						5.4	-	5.8
		M						6.2	-	6.0
		F						7.9	-	5.4
		T						8.3#	-	5.8
		M						8.0	-	6.8
		F						7.9	-	4.8
		T						5.2	-	6.3
		M						7.9	-	7.1
		F						7.6	-	6.5
		T						13.0	-	6.7
		M						11.7	-	6.5
		F						7.3	-	5.4
		T						8.3	-	6.5
		M						9.5	-	5.4
		F						6.1	-	6.0
		T						8.7	-	6.0

TAB.A7

ANCIENNETE DANS L ENTREPRISE:  
MOYENNE (M) ET COEFFICIENT DE  
VARIATION (CV) SELON L ACTIVITE, LE  
SEXE, LA QUALIFICATION ET LE REGIME DE TRAVAIL  
REGIME DE TRAVAIL: TEMPS PLEIN

CV

QUALIFICATION								SEXE	NACE	ACTIVITE
1A	1B	2	3	4	5	(*)	TOT. ENS.			
67.2#	60.1#	67.5#	79.1	81.4	108.8	-	94.3	M	611	MAT. PREM. AGR., ANIMAUX,
67.6#	60.4#	66.4	81.6	88.4	122.0	-	104.7	F		TEXTILES
77.0#	87.1	87.1	93.7	92.6	113.6	-	98.3	M	612	COMBUSTIBLES, MINERAIS,
76.8#	85.6	86.7	92.8	94.9	117.6	-	100.6	F		PR. CHIMIQUES
		82.8#	105.8	109.4	111.4	-	100.9	M	613	BOIS, MATERIAUX DE CONSTR.
		40.5#	84.7#	106.9	133.6#	-	115.7	F		
	79.5#	78.9#	101.0	109.8	115.7	-	110.3	M		
71.2#	95.1#	89.1	106.6	102.8	120.5	-	106.0	T	614	MACHINES, VEHICULES
74.8#	91.2#	89.6	103.1	104.3	140.5#	-	116.1	F		
	94.8#	90.7	98.2	98.9	103.8	-	103.5	M	615	MEUBLES,
			98.5#	96.0	130.6#	-	109.5	F		ART. MENAGERS
	94.6#	90.2	98.9	99.1	111.6	-	106.5	T		QUINCAILLERIE
	101.7#	92.3	86.1	89.8	116.5	-	97.7	M	616	TEXTILE,
			88.0	92.4	121.2	-	104.0	F		HABILLEMENT,
	101.5#	97.0	86.8	91.9	122.2	-	101.4	T	617	CHAUSSURES,
	104.8#	104.2	100.5	115.3	118.3	-	116.5	M		PRODUITS ALIM.,
			90.4	122.5	162.7	-	145.4	F		BOISSONS,
	103.8#	103.4	98.8	118.8	136.4	-	127.1	T	617.6	TABAC
						-		M		PRODUITS DU
						-		F		TABAC
						-		T		
69.5#	85.4#	93.7	76.1	85.2	121.4	-	104.0	M	618	PR. PHARM.,
		62.6#	83.3#	95.0	115.7	-	107.9	F		MEDICAUX,
70.1#	86.8#	89.7	78.4	90.3	119.1	-	105.9	T		D'ENTRETIEN
			68.7#	77.8	120.5#	-	102.6	M	618.1	PRODUITS
				92.8#	112.2#	-	105.7	F		PHARM.
		60.8#	72.4#	84.3	117.1	-	104.0	T		
89.4#	94.1	97.3	108.3	107.4	122.7	-	110.6	M	618	AUTRES COMMERCES
		78.7#	98.3	103.7	126.1	-	112.0	F		DE GROS
88.7#	94.9	94.6	105.5	106.2	125.8	-	111.7	T		
						-		M	619.1/2	PAPIER, LIVRES,
						-		F		JOURNEAUX
						-		T		
						-	112.0#	M		
87.1	91.8	90.7	100.4	101.1	117.1	-	106.8	F	61	COMMERCE DE GROS
	72.3#	84.7	92.4	103.4	140.8	-	120.5	T		
87.1	90.4	89.9	98.3	103.1	126.4	-	111.7	M	641/642	PR. ALIMENTAIRES,
	77.7#	87.6	103.4	105.1	141.5	-	115.7	F		BOISSONS,
			106.4#	93.5	152.2	-	111.6	T		TABAC
93.1#	80.2#	88.7	104.1	103.3	147.8	-	117.4	M	643	PHARMACIES
	106.5#	139.7#	51.5#	139.6	105.6#	-	104.6	F		
	107.1#	124.6#		115.6#	132.9#	-	118.5	T		
	106.8#	131.9#	77.9#	126.1	126.7#	-	114.6	M	644	ART. MEDICAUX,
55.3	68.0	71.3	90.9	94.9	106.2	-	94.2	F		PRODUITS
	78.7#	81.1#	100.9	99.0	119.5#	-	111.5	T		D'ENTRETIEN
55.7	69.9	75.3	96.5	100.2	117.5	-	102.0	M	645	ARTICLES
	86.3#	88.0#	88.3	92.0	112.6	-	98.1	F		D'HABILLEMENT
		81.4#	90.8	94.2	123.2	-	103.3	T		
	86.6#	86.9	89.4	96.6	123.9	-	104.4	M	646	CHAUSSURES,
		74.9	91.5#	91.9	111.0	-	96.5	F		MARQUINERIE
			106.2#	103.9	119.3#	-	112.7	T		
		77.4	99.8#	103.1	125.4	-	111.7	M	647	TISSUS
			61.3#	80.8		-	90.7	F		D'AMEUBLEMENT
				100.0#		-	98.4#	T		
			62.2#	91.0	118.0#	-	96.1	M	648/649	EQUIPEMENT DU
57.8#		79.4#	92.6	98.1	114.1	-	105.4	F		FOYER
			77.0#	102.6	130.1#	-	111.2	T		
58.4#		78.4	87.5	100.2	120.8	-	107.9	M	653	LIVRES, JOURN.,
84.9#	99.2#	94.1#	99.9	113.6	136.7	-	116.8	F		PAPIER,
			90.8#	116.1	120.0#	-	118.8	T		EQ. BUREAU
80.9#	99.2#	89.7#	97.3	114.9	135.7	-	117.8	M	654/655	AUTRES COMMERCES
87.3#	100.6#	100.0	98.6	98.7	118.5	-	104.9	F		DE DETAIL
			90.3	99.4	130.1	-	110.0	T		
85.5#	99.8#	99.5	87.0	100.7	126.8	-	108.0	M	656	PRODUITS DIVERS
	63.1	68.8	75.4	77.3	137.4	-	91.4	F		MON ALIMENT.
		62.0	59.1	69.8	233.6	-	88.0	T		
	65.3	68.2	67.2	72.1	180.8	-	89.6	M	64/653-	COMMERCE DE
72.7	89.8	82.9	90.9	94.8	125.2	-	103.7	F	656	DETAIL
	91.4#	81.0	79.6	84.1	157.1	-	100.2	T		
74.8	88.9	82.6	86.7	89.8	140.0	-	103.2			

TAB.A7

LENGTH OF SERVICE IN ENTERPRISE :  
 MEAN (M) AND COEFFICIENT OF VARIATION  
 (CV) ACCORDING TO ACTIVITY, SEX,  
 QUALIFICATION AND TYPE OF EMPLOYMENT

M												
TYPE OF EMPLOYMENT: PART-TIME												
ACTIVITY	NACE	SEX	QUALIFICATION							TOG.		
			1A	1B	2	3	4	5	(*)	ENS.		
AGRIC. PRIMARY	611	M	-	-	-	-	-	-	-	-	-	-
PROD... LIVE-		F	-	-	-	-	-	-	-	-	-	-
STOCK, TEXT.		T	-	-	-	-	-	-	-	-	-	-
FUELS, DRES.	612	M	-	-	-	-	-	-	-	-	-	-
INDUSTRIAL		F	-	-	-	-	-	-	-	-	-	-
CHEMICALS		T	-	-	-	-	-	-	-	-	-	-
TIMBER, BUILDING	613	M	-	-	-	-	-	-	-	-	-	-
MATERIALS		F	-	-	-	-	-	-	-	-	-	-
MACHINERY,	614	M	-	-	-	-	-	-	-	-	-	-
EQUIPMENTS,		F	-	-	-	-	-	-	-	-	-	-
VEHICLES		T	-	-	-	-	-	-	-	-	-	-
FURNITURE, HSEHD.	615	M	-	-	-	-	-	-	-	-	-	-
GOODS,		F	-	-	-	-	-	-	-	-	-	-
HARDWARE		T	-	-	-	-	-	-	-	-	-	-
TEXTILES, CLOTH-	616	M	-	-	-	-	-	-	-	-	-	-
ING, FOOTWR.		F	-	-	-	-	-	-	-	-	-	2.4#
LEATHERWARE		T	-	-	-	-	-	-	-	-	-	2.8#
FOOD, DRINK,	617	M	-	-	-	-	-	-	-	-	-	-
TOBACCO		F	-	-	-	-	-	-	1.1#	-	-	2.1#
TOBACCO	617.6	M	-	-	-	-	-	-	-	-	-	2.8#
PRDDUCTS		F	-	-	-	-	-	-	-	-	-	-
PHARMACEUTICAL.	618	M	-	-	-	-	-	-	-	-	-	-
MEDICAL GDS..		F	-	-	-	-	-	-	-	-	-	5.4#
CLEANING MAT.		T	-	-	-	-	-	-	-	-	-	4.7#
PHARMACEUTICALS	618.1	M	-	-	-	-	-	-	-	-	-	6.0#
		F	-	-	-	-	-	-	-	-	-	5.1#
OTHER WHOLESALE	619	M	-	-	-	-	-	-	-	-	-	-
DISTRIBUTION		F	-	-	-	-	-	-	-	-	-	3.4#
PAPER, BOOKS,	619.1/2	M	-	-	-	-	-	-	-	-	-	-
STATIONERY,		F	-	-	-	-	-	-	-	-	-	-
NEWSPAPERS		T	-	-	-	-	-	-	-	-	-	-
WHOLESALE TRADE	61	M	-	-	-	-	-	-	-	-	-	4.8#
		F	-	-	-	-	-	-	-	-	-	2.7
FOOD, DRINK,	641/642	T	-	-	-	6.3#	-	4.2#	1.6#	-	-	3.2
TOBACCO		M	-	-	-	-	-	4.1#	2.0#	-	-	-
		F	-	-	-	-	-	3.9	1.7#	-	-	2.9
DISPENSING	643	M	-	-	-	-	-	3.6	1.8#	-	-	3.0
CHEMISTS		F	-	-	-	-	-	-	-	-	-	-
MEDICAL GOODS,	644	M	-	-	-	-	-	-	-	-	-	-
COSMETICS,		F	-	-	-	-	-	-	-	-	-	-
CLEANING MAT.		T	-	-	-	-	-	-	-	-	-	-
CLOTHING	645	M	-	-	-	-	-	-	-	-	-	-
		F	-	-	-	-	-	-	-	-	-	-
FOOTWEAR,	646	T	-	-	-	-	-	4.6#	-	-	-	4.3#
LEATHER GOODS		M	-	-	-	-	-	5.6#	-	-	-	5.1#
		F	-	-	-	-	-	4.2#	-	-	-	3.9#
FURN. FABRICS,	647	T	-	-	-	-	-	4.6#	-	-	-	4.2#
HOUSEHOLD		M	-	-	-	-	-	-	-	-	-	-
TEXTILES		F	-	-	-	-	-	-	-	-	-	-
HOUSEHOLD	648/649	T	-	-	-	-	-	-	-	-	-	-
FITMENTS,		M	-	-	-	-	-	-	-	-	-	-
APPLIANCES		F	-	-	-	-	-	-	-	-	-	4.1#
BOOKS, NEWSPRS.,	653	T	-	-	-	-	-	-	-	-	-	-
STATIONERY,		M	-	-	-	-	-	-	-	-	-	-
OFFICE SUPPS.		F	-	-	-	-	-	-	-	-	-	-
OTHER RETAIL	654/655	T	-	-	-	-	-	-	-	-	-	-
DISTRIBUTION		M	-	-	-	-	-	-	-	-	-	-
		F	-	-	-	-	-	-	-	-	-	-
VARIOUS NON-FOOD	656	T	-	-	-	-	-	-	-	-	-	-
PRODUCTS		M	-	-	-	-	-	11.0#	7.2	0.9#	-	5.9
		F	-	-	-	-	-	11.0#	7.1	1.0#	-	5.8
RETAIL TRADE	64/653-	T	-	-	-	-	-	-	5.9#	3.0#	-	4.7#
	656	M	-	-	-	-	-	-	6.6	1.4#	-	5.3
		F	-	-	-	-	-	-	6.6	1.8	-	5.2



TAB.A7

ANCIENNETE DANS L ENTREPRISE:  
 MOYENNE (M) ET COEFFICIENT DE  
 VARIATION (CV) SELON L ACTIVITE, LE  
 SEXE, LA QUALIFICATION ET LE REGIME DE TRAVAIL  
 REGIME DE TRAVAIL: TEMPS PARTIEL CV

QUALIFICATION								TOG. ENS.	S E X E	NACE	ACTIVITE
1A	1B	2	3	4	5	(°)					
.	.	.	.	.	.	.	.	.	M	611	MAT. PREM. AGR., ANIMAUX, TEXTILES
.	.	.	.	.	.	.	.	.	F	612	COMBUSTIBLES, MINERAIS, PR. CHIMIQUES
.	.	.	.	.	.	.	.	.	T	613	BOIS, MATERIAUX DE CONSTR.
.	.	.	.	.	.	.	.	.	M	614	MACHINES, VEHICULES
.	.	.	.	.	.	.	.	.	F	615	MEUBLES, ART. MENAGERS
.	.	.	.	.	.	.	.	146.8#	T	616	QUINCAILLERIE
.	.	.	.	.	.	.	.	144.2#	M	617	TEXTILE, HABILLEMENT, CHAUSSURES
.	.	.	.	.	196.0#	.	.	186.8#	F	617.6	PRODUITS ALIM., BOISSONS, TABAC
.	.	.	.	.	.	.	.	185.D#	T	618	PRODUITS DU TABAC
.	.	.	.	.	.	.	.	.	M	618.1	PR. PHARM., MEDICAUX, D ENTRETIEN
.	.	.	.	.	.	.	.	72.8#	F	619	PRODUITS PHARM.
.	.	.	.	.	.	.	.	81.8#	T	619.1/2	AUTRES COMMERCES DE GROS
.	.	.	.	.	.	.	.	58.5#	M	61	PAPIER, LIVRES, JOURNEAUX
.	.	.	.	.	.	.	.	69.6#	F	61	COMMERCE DE GROS
.	.	.	.	.	.	.	.	133.1#	T	641/642	PR. ALIMENTAIRES, BOISSONS, TABAC
.	.	.	89.2#	103.7#	186.1#	.	.	152.4#	M	643	PHARMACIES
.	.	.	.	113.7#	218.0#	.	.	153.1	F	644	ART. MEDICAUX, PRODUITS D ENTRETIEN
.	.	.	.	.	.	.	.	161.6	T	645	ARTICLES D HABILLEMENT
.	.	.	.	110.1	173.5#	.	.	136.1	M	646	CHAUSSURES, MAROQUINERIE
.	.	.	.	114.4	183.2#	.	.	147.8	F	647	TISSUS D AMEUBLEMENT
.	.	.	.	.	.	.	.	.	T	648/649	EQUIPEMENT DU FOYER
.	.	.	.	.	.	.	.	.	M	653	LIVRES, JOURN., PAPIER, EO. BUREAU
.	.	.	.	.	.	.	.	.	F	654/655	AUTRES COMMERCES DE DETAIL
.	.	.	.	.	.	.	.	.	T	656	PRODUITS DIVERS NON ALIMENT.
.	.	.	52.6#	62.6	209.8#	.	.	81.7	M	64/653-656	COMMERCE DE DETAIL
.	.	.	52.6#	63.0	202.5#	.	.	83.5	F		
.	.	.	.	114.3#	166.9#	.	.	134.2#	T		
.	.	.	78.7#	69.9	191.2#	.	.	92.4	M		
.	.	.	84.5#	73.5	193.8	.	.	97.4	F		

TAB.A7

LENGTH OF SERVICE IN ENTERPRISE :  
 MEAN (M) AND COEFFICIENT OF VARIATION  
 (CV) ACCORDING TO ACTIVITY, SEX,  
 QUALIFICATION AND TYPE OF EMPLOYMENT

M TYPE OF EMPLOYMENT: ALL TYPES OF EMPLOYMENT

ACTIVITY	NACE	SEX	QUALIFICATION							TOG. ENS.
			1A	1B	2	3	4	5	(*)	
AGRIC. PRIMARY	611	M	16.5#	16.5#	15.4#	14.1	11.1	7.4	-	10.0
PROD. LIVE- STOCK, TEXT.		F					6.2#	3.2#	-	4.9
FUELS, ORES,	612	M	16.4#	16.4#	15.7	13.8	9.8	6.0	-	8.6
INDUSTRIAL CHEMICALS		F	13.4#	9.8	8.6	7.3	7.4	5.3	-	7.1
TIMBER, BUILDING MATERIALS	613	M		10.1	10.5#	8.6	5.4	3.3	-	5.7
		F			8.9	7.7	6.8	4.8	-	6.8
		T		9.7#	9.0#	6.5	6.1	4.9	-	5.8
		F			11.2#	8.5#	4.9	2.7#	-	5.0
MACHINERY, EQUIPMENTS, VEHICLES	614	M	9.4#	7.2#	8.0	6.0	5.7	4.3	-	5.7
		F				8.6	5.0	2.8#	-	5.8
FURNITURE, HSEHD. GOODS,	615	M	9.7#	7.6#	8.1	6.6	5.5	3.8	-	5.2
HARDWARE		F		11.8#	9.2	7.8	6.2	5.4	-	5.6
TEXTILES, CLOTH- ING, FOOTWR.	616	M		8.0#	8.3	6.4#	5.0	3.2#	-	6.4
LEATHERWARE		F				7.5	5.8	4.7	-	4.6
FOOD, DRINK, TOBACCO	617	M		8.6#	7.8	9.1	7.2	5.0	-	5.9
		F			9.1	9.6	5.8	3.2	-	7.1
		T		8.2#	9.1	7.5	6.5	4.1	-	6.3
TOBACCO PRODUCTS	617.6	M				7.6	5.3	4.6	-	5.4
		F				7.5	3.9	2.0	-	3.0
		T					4.8	3.5	-	4.5
PHARMACEUTICAL, MEDICAL GDS, CLEANING MAT.	618	M		9.6#	7.8	10.2	7.7	4.5	-	6.3
PHARMACEUTICALS	618.1	F	9.4#	9.6#	13.6#	9.3#	6.3	4.3	-	5.5
		T			8.7	9.9	7.0	4.4	-	5.8
OTHER WHOLESALE DISTRIBUTION	619	M	8.7#	8.0	13.5#	10.8#	8.3	4.6#	-	6.5
		F				7.1	7.7	4.7	-	6.0
PAPER, BOOKS, STATIONERY, NEWSPAPERS	619.1/2	M	8.7#	8.0	7.3	7.7	6.0	5.0	-	6.1
WHOLESALE TRADE	61	F				7.3	5.4	3.6	-	5.1
		T					5.7	4.4	-	5.7
FOOD, DRINK, TOBACCO	641/642	M	10.3	9.7	9.4	8.0	6.8	5.3	-	6.4#
		F		12.1#	10.5	8.6	5.2	2.9	-	6.7
		T	10.5	9.8	9.5	8.2	6.3	4.5	-	4.7
DISPENSING CHEMISTS	643	M		10.9#	9.5	7.2	5.8	4.1	-	6.1
		F				6.4#	4.4	2.6	-	5.6
		T	10.9#	10.4#	9.4	7.1	5.2	3.5	-	3.9
MEDICAL GOODS, COSMETICS, CLEANING MAT.	644	M		5.6#	3.3#	14.1#	4.1	7.0#	-	4.8
CLOTHING	645	F		5.4#	4.4#		5.0#	2.8#	-	7.3
		T	11.3	10.0	7.2	9.9#	4.6	4.7#	-	4.3
FOOTWEAR, LEATHER GOODS	646	M		5.5#	3.9#		4.6	4.7#	-	5.8
		F	11.2	11.0#	9.9#	6.7	6.9	4.7	-	6.3
		T		10.1	7.6	5.9	4.7	2.4#	-	4.6
FURN. FABRICS, HOUSEHOLD TEXTILES	647	M		12.0#	11.0	8.6	5.7	3.7	-	5.5
		F			10.4#	8.1	5.6	3.2	-	5.0
HOUSEHOLD FITMENTS, APPLIANCES	648/649	M		11.5#	10.8	8.4	6.5	4.2	-	7.8
BOOKS, NEWSPR. STATIONERY, OFFICE SUPPS.	653	M			12.2	8.8#	7.3	3.8	-	5.1
OTHER RETAIL DISTRIBUTION	654/655	F			11.5	6.1#	4.6	2.0#	-	6.2
		T				7.4#	5.3	2.6	-	7.7
VARIOUS NON-FOOD PRODUCTS	656	M				15.0#	8.8		-	4.2
		F					5.5#		-	5.4
		T							-	8.5
RETAIL TRADE	64/653- 656	M	12.9#		13.0#	7.1	6.7	4.7	-	5.3#
		F				13.6#	7.3	4.4#	-	7.2
		T	12.8#		12.6	7.3	5.3	2.5#	-	6.2
		F	11.1#	8.0#	8.0#	7.9	6.0	4.0	-	4.7
		T				8.3#	5.7	3.1#	-	5.7
		F	11.3#	8.1#	8.6#	8.0	5.8	3.7	-	6.0
		T	9.2#	8.7#	9.3	7.9	7.0	5.4	-	5.4
		F				7.8	5.1	2.8	-	5.7
		T	9.5#	8.8#	9.3	7.9	6.3	4.6	-	6.9
		M		10.4	10.6	10.4	7.6	3.4	-	4.8
		F			13.5	12.9	7.2	1.0	-	6.3
		T		10.5	11.1	11.7	7.3	2.0	-	7.1
		M	11.9	8.5	10.5	8.3	6.8	4.4	-	6.4
		F		8.4#	10.1	9.5	6.2	2.1	-	6.5
		T	11.6	8.5	10.4	8.7	6.4	3.5	-	5.4
		F							-	6.0

TAB.A7

ANCIENNETE DANS L ENTREPRISE:  
MOYENNE (M) ET COEFFICIENT DE  
VARIATION (CV) SELON L ACTIVITE, LE  
SEXE, LA QUALIFICATION ET LE REGIME DE TRAVAIL  
REGIME DE TRAVAIL: ENS. DES REGIMES DE TRAVAIL CV

QUALIFICATION								SEXE	MAGE	ACTIVITE
1A	1B	2	3	4	5	(°)	TOT. ENS.			
67.2#	60.1#	67.5#	79.1	81.4	108.9	-	94.4	M	611	MAT. PREM. AGR., ANIMAUX, TEXTILES
67.6#	60.4#	66.4	81.8	88.9	124.8	-	106.4	F	612	COMBUSTIBLES, MINERAIS
76.8#	86.9	87.1	93.9	92.6	115.3	-	98.6	T	613	BOIS, MATERIAUX DE CONSTR.
76.5#	85.3	82.7#	90.8	97.0	122.4	-	107.7	M	614	MACHINES, VEHICULES
		86.8	93.4	95.0	119.5	-	101.1	F	615	MEUBLES, ART. MENAGERS
		82.8#	105.3	109.9	111.8	-	109.2	T	616	TEXTILE, HABILLEMENT, CHAUSSURES
	80.1#	40.5#	88.1#	107.1	132.5#	-	116.5	M	617	PRODUITS ALIM., BOISSONS, TABAC
71.2#	95.1#	78.9#	101.1	110.2	116.2	-	110.7	F	617.6	PRODUITS DU TABAC
74.8#	91.2#	89.9	103.1	104.1	128.0	-	108.9	T	618	PR. PHARM., MEDICAUX, D'ENTRETIEN
	94.8#	91.1	98.2	99.2	104.0	-	103.7	M	618.1	PRODUITS PHARM.
			98.5#	96.1	128.9#	-	109.2	F	619	AUTRES COMMERCES DE GROS
	94.6#	90.4	98.9	99.3	111.6	-	106.7	T	619.1/2	PAPIER, LIVRES, JOURNEAUX
	100.3#	92.3	86.0	90.0	117.1	-	97.9	M	61	COMMERCE DE GROS
			88.0	92.8	123.6	-	105.0	F	641/642	PR. ALIMENTAIRES, BOISSONS, TABAC
	100.4#	97.0	86.8	92.2	123.7	-	102.0	T	643	PHARMACIES
	104.4#	102.1	99.9	115.5	119.8	-	116.8	M	644	ART. MEDICAUX, PRODUITS D'ENTRETIEN
			88.2	122.5	166.5	-	148.2	F	645	ARTICLES D'HABILLEMENT
	103.4#	101.5	97.7	119.0	140.2	-	128.8	T	646	CHAUSSURES, MAROQUINERIE
						-		M	647	TISSUS D'AMEUBLEMENT
						-		F	648/649	EQUIPEMENT DU FOYER
	85.3#	94.1	76.7	85.5	121.5	-	104.3	T	653	LIVRES, JOURN., PAPIER, EQ. BUREAU
		62.6#	84.4#	94.3	114.8	-	106.7	M	654/655	AUTRES COMMERCES DE DETAIL
75.6#	86.7#	90.0	79.5	90.2	118.7	-	105.7	F	656	PRODUITS DIVERS NON ALIMENT.
			70.0#	78.3	120.5#	-	103.1	T	64/653-656	COMMERCE DE DETAIL
				91.6#	110.5#	-	103.6	M		
		61.7#	75.1#	84.2	116.3	-	103.5	F		
89.4#	95.7	97.3	108.5	107.5	122.8	-	110.9	T		
88.7#	96.4	81.1#	99.3	103.7	126.4	-	112.4	M		
		94.9	105.9	106.2	126.1	-	112.1	F		
						-		T		
						-		M		
						-		F		
						-		T		
87.4	91.9	90.6	100.2	101.3	117.8	-	112.4#	M		
	72.0#	85.6	93.0	103.5	143.4	-	121.9	F		
87.5	90.4	89.9	98.3	103.3	128.2	-	112.4	T		
	76.6#	87.7	103.5	105.5	142.3	-	116.2	M		
			105.8#	94.3	154.2	-	112.9	F		
92.7#	79.1#	88.8	104.1	103.7	149.4	-	118.3	T		
	104.3#	137.3#	51.5#	139.5	112.1#	-	105.7	M		
	106.6#	124.2#		118.1#	131.5#	-	120.1	F		
	105.3#	130.5#	79.0#	127.3	133.9#	-	116.0	T		
55.3	68.0	71.3	90.9	94.7	106.4	-	94.2	M		
	78.7#	81.1#	100.9	99.3	118.3#	-	111.5	F		
55.7	69.9	75.3	96.5	100.3	117.2	-	102.1	T		
	86.3#	86.6	88.9	92.2	112.6	-	96.3	M		
		79.9#	91.9	94.4	123.2	-	104.2	F		
	86.6#	85.3	90.2	96.9	124.3	-	105.1	T		
		74.9	91.5#	93.6	112.4	-	97.5	M		
			106.7#	104.1	118.7#	-	112.5	F		
		77.4	100.3#	104.2	124.6	-	112.4	T		
			61.3#	80.9		-	90.5	M		
				100.7#		-	101.6#	F		
			64.3#	91.4	125.1#	-	97.4	T		
57.8#		79.5#	92.5	97.7	114.3	-	105.3	M		
			76.9#	103.0	130.7#	-	111.8	F		
58.3#		79.0	87.4	100.1	121.5	-	108.0	T		
84.9#	99.2#	95.1#	99.2	113.8	136.8	-	116.8	M		
			89.9#	116.7	129.7#	-	119.5	F		
80.9#	99.2#	90.6#	96.5	115.3	136.2	-	118.0	T		
87.3#	101.4#	100.0	98.9	99.7	118.7	-	105.5	M		
			90.6	100.3	142.3	-	111.6	F		
85.5#	100.5#	99.5	97.2	101.9	127.9	-	108.9	T		
	63.1	68.7	68.7	75.4	138.5	-	92.0	M		
		62.0	59.0	68.7	230.8	-	87.3	F		
	65.3	68.2	67.1	71.1	185.3	-	89.3	T		
72.7	89.6	82.8	90.9	95.0	125.8	-	104.1	M		
	93.0#	81.6	79.6	82.7	160.1	-	99.5	F		
74.7	89.9	82.6	86.7	88.8	142.3	-	103.0	T		

TAB.A8

EMPLOYEES ACCORDING TO ACTIVITY, SEX,  
SCHEDULED WORKING WEEK AND TYPE OF  
EMPLOYMENT

(%)

ACTIVITY	NACE	SEX	TYPE OF EMPLOYMENT							REGIME DE TRAVAIL		
			FULL-TIME							TEMPS PLEIN		
			SCHEDULED WORKING WEEK (HOURS)									
			<=36	>36	>38	40	>42	>44	>46	>48	(*)	TOT.
<=36	<=38	<=40	<=42	<=44	<=46	<=48	>48	(*)	EMS.			
AGRIC. PRIMARY	611	M	-	-	97.9	0.4	0.6	-	0.8	-	-	100.0
PROD. LIVE- STOCK, TEXT.		F	-	-	84.8	-	2.9	-	11.9	-	-	100.0
FUELS, ORES, INDUSTRIAL CHEMICALS	612	M	0.9	0.7	92.4	0.3	1.3	1.9	2.2	0.2	-	100.0
TIMBER, BUILDING MATERIALS	613	M	1.6	0.6	96.7	-	-	-	-	-	-	100.0
MACHINERY, EQUIPMENTS, VEHICLES	614	F	1.1	0.6	93.4	0.3	1.1	1.5	1.7	0.2	0.2	100.0
FURNITURE, HSEHD. GOODS	615	M	0.6	0.9	92.7	0.3	3.4	-	-	-	-	100.0
HARDWARE		F	0.6	0.8	92.7	1.2	3.8	-	-	-	0.5	100.0
TEXTILES, CLOTH- ING, FOOTWR. LEATHERWARE	616	M	0.8	0.5	97.2	0.7	0.3	-	0.4	-	-	100.0
FOOD, DRINK, TOBACCO	617	F	3.4	-	94.8	0.4	0.6	0.3	0.3	-	-	100.0
TOBACCO PRODUCTS	617.6	F	3.0	-	95.7	0.6	0.5	-	0.3	-	-	100.0
PHARMACEUTICAL, MEDICAL GDS., CLEANING MAT.	618	M	3.3	-	95.1	0.4	0.6	0.3	0.3	-	-	100.0
PHARMACEUTICALS	618.1	F	1.2	-	96.0	0.5	1.4	0.4	0.2	-	-	100.0
OTHER WHOLESALE DISTRIBUTION	619	M	0.6	-	94.7	-	3.2	0.3	-	-	0.9	100.0
PAPER, BOOKS, STATIONERY, NEWSPAPERS	619.1/2	F	0.9	-	95.4	0.4	2.2	0.4	0.1	-	0.5	100.0
WHOLESALE TRADE	61	M	0.8	0.5	85.2	1.7	5.0	3.3	3.4	-	-	100.0
FOOD, DRINK, TOBACCO	641/642	F	2.5	0.2	78.6	2.8	5.5	2.3	7.2	0.3	0.6	100.0
DISPENSING CHEMISTS	643	M	1.4	0.4	82.9	2.1	5.2	2.9	4.7	0.2	0.2	100.0
MEDICAL GOODS, COSMETICS, CLEANING.MAT.	644	F	-	-	-	-	-	-	-	-	-	100.0
CLOTHING	645	M	0.9	0.4	93.1	0.1	4.9	-	-	-	0.4	100.0
FOOTWEAR, LEATHER GOODS	646	F	0.9	0.3	96.0	0.2	2.3	-	-	-	0.3	100.0
FURN. FABRICS, HOUSEHOLD TEXTILES	647	M	0.9	0.4	94.4	0.1	3.7	-	0.1	-	0.3	100.0
HOUSEHOLD FITMENTS, APPLIANCES	648/649	F	0.3	-	97.6	-	-	-	-	-	-	100.0
BOOKS, NEWSPRS., STATIONERY, OFFICE SUPPS.	653	M	1.6	-	95.3	0.3	1.6	0.4	0.4	-	0.3	100.0
OTHER RETAIL DISTRIBUTION	654/655	F	1.6	-	100.0	-	-	-	-	-	-	100.0
VARIOUS NON-FOOD PRODUCTS	656	M	1.0	0.4	93.2	0.8	2.2	1.0	1.2	0.1	0.1	100.0
RETAIL TRADE	64/653- 656	F	1.3	0.2	91.1	0.8	2.7	0.6	2.9	0.1	0.4	100.0
		M	1.1	0.3	92.6	0.8	2.3	0.9	1.7	0.1	0.2	100.0
		F	1.6	0.6	73.0	4.4	14.4	1.3	4.2	0.2	0.3	100.0
		M	0.7	-	81.5	2.7	12.7	0.4	0.5	-	1.5	100.0
		F	1.3	0.4	76.3	3.8	13.7	0.9	2.8	0.1	0.7	100.0
		M	2.6	-	65.7	-	31.1	-	-	-	-	100.0
		F	2.5	-	76.9	-	19.0	-	-	-	-	100.0
		M	2.5	-	71.1	-	25.3	-	-	-	-	100.0
		F	-	-	95.5	-	2.7	-	-	-	-	100.0
		M	-	-	93.9	-	6.0	-	-	-	-	100.0
		F	-	-	94.8	-	4.2	-	-	-	-	100.0
		M	1.3	-	91.4	0.8	4.0	-	1.0	-	1.1	100.0
		F	1.1	-	88.7	0.8	4.9	-	1.8	-	2.5	100.0
		M	1.2	0.2	89.8	0.8	4.5	-	1.5	-	1.9	100.0
		F	-	-	95.6	-	-	-	-	-	-	100.0
		M	-	-	92.7	-	5.1	-	-	-	-	100.0
		F	-	-	93.7	-	4.0	-	-	-	-	100.0
		M	-	-	97.6	-	-	-	-	-	-	100.0
		F	-	-	97.8	-	-	-	-	-	-	100.0
		M	-	-	97.7	2.1	-	-	-	-	-	100.0
		F	0.8	-	90.0	0.8	5.1	-	0.6	-	2.4	100.0
		M	0.5	-	91.8	0.7	6.6	-	-	-	-	100.0
		F	0.7	-	80.5	0.8	5.2	-	0.5	-	2.0	100.0
		M	-	-	97.8	-	-	-	-	-	-	100.0
		F	-	-	92.6	-	-	-	-	-	-	100.0
		M	-	-	95.7	-	3.4	-	-	-	-	100.0
		F	1.5	-	94.0	-	2.3	0.3	1.2	-	0.5	100.0
		M	2.2	-	95.3	-	1.1	-	-	-	0.8	100.0
		F	1.7	-	94.4	-	1.9	0.3	1.0	-	0.6	100.0
		M	0.1	0.1	99.6	-	0.2	-	-	-	-	100.0
		F	0.1	-	99.3	-	0.2	0.1	0.1	-	0.2	100.0
		M	0.0	0.0	99.4	-	0.2	0.1	0.1	-	0.2	100.0
		F	0.9	0.2	89.1	1.3	5.8	0.5	1.3	0.1	1.0	100.0
		M	0.5	-	93.2	0.6	4.1	0.1	0.5	-	0.9	100.0
		F	0.7	0.1	91.1	1.0	5.0	0.3	0.9	0.0	0.9	100.0

TAB.A8

SALARIES SELON L ACTIVITE, LE SEXE,  
L HORAIRE HEBDOMADAIRE ET LE REGIME  
DE TRAVAIL

(%)

TYPE OF EMPLOYMENT		REGIME DE TRAVAIL								SEX	NACE	ACTIVITE
PART-TIME		TEMPS PARTIEL										
HORAIRE HEBDOMADAIRE DU TRAVAIL (HEURES)												
<=24	>24	>26	>28	>30	>32	>34	>36	(*)	TOT.	SEX	NACE	ACTIVITE
<=24	<=26	<=28	<=30	<=32	<=34	<=36	>36	(*)	EMS.			
25.8	-	-	17.7	18.6	-	-	-	48.1	100.0	M	611	MAT. PREM. AGR.,
25.1	-	-	17.3	18.4	-	-	-	49.4	100.0	F		ANIMAUX,
39.8	-	-	-	-	-	-	-	60.2	100.0	T	612	TEXTILES
61.8	-	-	-	-	-	-	-	19.5	100.0	M		COMBUSTIBLES,
55.3	-	-	-	-	-	-	-	31.7	100.0	F		MINERAIS,
83.5	-	-	-	-	-	-	-	-	100.0	T	613	PR. CHIMIQUES
61.0	-	-	-	27.4	-	-	-	-	100.0	M		BOIS, MATERIAUX
76.9	-	-	-	-	-	-	-	-	100.0	F		DE CONSTR.
68.2	-	-	-	-	-	-	-	-	100.0	T	614	MACHINES,
71.9	-	-	-	-	-	-	-	-	100.0	M		VEHICULES
74.4	-	-	-	-	-	-	-	-	100.0	F	615	MEUBLES,
74.1	-	-	-	-	-	-	-	-	100.0	T		ART. MENAGERS
42.4	9.7	25.0	-	-	-	-	-	19.9	100.0	M	616	QUINCAILLERIE
51.0	7.1	21.2	-	-	-	-	-	17.6	100.0	F		TEXTILE
43.2	4.1	-	-	11.5	-	-	-	34.1	100.0	T	617	HABILLEMENT,
36.1	-	-	4.4	8.9	5.8	4.4	-	47.3	100.0	M		CHAUSSURES
37.6	1.6	-	4.2	9.4	6.8	4.2	-	44.5	100.0	F	617.6	PRODUITS ALIM.,
-	-	-	-	-	-	-	-	-	-	T		BOISSONS,
-	-	-	-	-	-	-	-	-	-	M		TABAC
-	-	-	-	-	-	-	-	-	-	F		PRODUITS DU
-	-	-	-	-	-	-	-	-	-	T		TABAC
53.4	-	-	-	-	-	-	-	-	100.0	M	618	PR. PHARM.,
50.7	-	-	-	-	-	-	-	42.0	100.0	F		MEDICAUX,
51.3	-	-	-	-	-	-	-	42.5	100.0	T		D'ENTRETIEN
47.8	-	-	-	-	-	-	-	49.5	100.0	M	618.1	PRODUITS
48.3	-	-	-	-	-	-	-	48.7	100.0	F		PHARM.
25.4	-	-	-	-	-	-	-	38.4	100.0	T	618	AUTRES COMMERCE
55.4	-	-	-	-	-	-	-	18.5	100.0	M		DE GROS
43.7	-	-	-	-	-	-	-	26.7	100.0	F	619.1/2	PAPIER, LIVRES,
-	-	-	-	-	-	-	-	-	-	T		JOURNEAUX
-	-	-	-	-	-	-	-	-	-	M	61	COMMERCE DE GROS
45.8	4.3	3.0	-	13.1	10.8	2.0	-	28.7	100.0	F		
45.1	1.8	3.2	6.4	8.4	3.4	3.0	0.9	36.2	100.0	T	641/642	PR. ALIMENTAIRES,
45.3	2.4	3.1	5.7	9.5	5.1	2.8	1.1	34.4	100.0	M		BOISSONS,
52.4	-	-	-	-	-	-	-	33.8	100.0	F		TABAC
79.6	-	-	-	4.3	-	2.7	-	10.9	100.0	T	643	PHARMACIES
73.1	-	-	-	3.3	-	3.5	-	16.4	100.0	M		
72.6	-	-	-	-	-	-	-	-	100.0	F	644	ART. MEDICAUX,
70.0	-	-	-	-	-	-	-	-	100.0	T		PRGDUITS
44.1	-	-	-	-	-	-	-	-	100.0	M	645	D'ENTRETIEN
22.2	-	-	-	-	-	-	-	43.2	100.0	F		ARTICLES
47.0	2.1	3.4	-	-	-	-	-	74.2	100.0	T	645	D'HABILLEMENT
40.1	1.5	3.5	-	-	-	-	-	43.8	100.0	M	646	CHAUSSURES,
65.8	-	-	-	-	-	-	-	52.3	100.0	F		MARQUINERIE
62.7	-	-	-	-	-	-	-	21.4	100.0	T	647	TISSUS
-	-	-	-	-	-	-	-	25.2	100.0	M		D'AMEUBLEMENT
-	-	-	-	-	-	-	-	-	-	F	648/649	EQUIPEMENT DU
39.6	-	-	-	-	-	-	-	25.9	100.0	T		FOYER
50.0	-	-	-	-	-	-	-	20.0	100.0	M	653	LIVRES, JOURN.,
45.0	-	-	21.8	26.1	-	-	-	22.8	100.0	F		PAPIER,
64.7	-	-	-	-	-	-	-	-	100.0	T	654/655	EQ. BUREAU
57.3	-	-	-	-	-	-	-	-	100.0	M		AUTRES COMMERCE
46.5	-	-	-	-	-	-	-	40.4	100.0	F		DE DETAIL
65.4	-	-	-	-	-	-	-	-	100.0	T	656	PRODUITS DIVERS
58.0	-	-	-	-	-	-	-	25.4	100.0	M		NON ALIMENT.
90.8	-	-	-	-	-	-	-	-	100.0	F	64/653-	COMMERCE DE
98.1	-	0.7	-	0.4	0.4	-	-	0.7	100.0	T	656	DETAIL
97.9	-	0.6	-	0.4	0.4	-	-	0.9	100.0	M		
49.9	-	-	-	10.4	-	1.7	-	33.5	100.0	F	64/653-	COMMERCE DE
89.5	0.4	1.1	1.4	2.2	0.8	0.6	-	5.9	100.0	T	656	DETAIL
84.8	0.5	1.3	2.3	3.2	1.1	0.8	-	9.2	100.0	M		

TAB.A9

SCHEDULED WORKING WEEK:  
MEAN (M) AND COEFFICIENT OF VARIATION (CV)  
ACCORDING TO ACTIVITY, SEX, QUALIFICATION  
AND TYPE OF EMPLOYMENT

ACTIVITY	NACE	SEX	QUALIFICATION							TO6. EWS.	
			1A	1B	2	3	4	5	(*)		
AGRIC. PRIMARY	611	M	40.0	40.0	40.0	40.0	40.0	40.0	40.1	-	40.1
PROD., LIVE- STOCK, TEXT.		F	40.0	40.0	40.0	40.0	40.0	40.0	41.7	-	41.1
FUELS, DRES.	612	M	40.2	39.9	40.0	40.0	40.0	40.4	40.5	-	40.4
INDUSTRIAL		F	40.2	39.9	39.7	39.9	39.9	40.2	40.0	-	39.9
CHEMICALS		M	40.0	40.0	39.9	40.0	40.0	40.1	40.3	-	40.2
TIMBER, BUILDING	613	T	40.0	40.0	39.9	40.0	39.9	40.2	40.3	-	40.1
MATERIALS		F	40.0	40.0	40.0	40.0	40.2	40.3	40.3	-	40.2
MACHINERY,	614	M	40.0	40.0	39.9	40.0	40.1	40.3	40.0	-	40.1
EQUIPMENTS,		F	40.0	40.0	40.0	40.0	40.0	40.0	40.0	-	40.0
VEHICLES		T	40.0	40.0	40.0	40.0	40.0	40.0	40.0	-	40.0
FURNITURE, HSEHD.	615	M	39.1	39.8	39.6	39.6	39.8	39.8	40.0	-	39.8
GOODS,		F	39.1	39.8	39.8	39.7	39.8	39.8	39.8	-	39.8
HARDWARE		T	40.0	39.3	40.0	40.0	40.0	40.1	40.1	-	40.0
TEXTILES, CLOTH-	616	M	40.0	40.2	40.0	40.0	40.2	40.0	40.0	-	40.1
ING, FOOTWR.		F	40.0	39.4	40.0	40.0	40.1	40.1	40.1	-	40.1
LEATHERWARE		T	39.9	40.0	40.3	40.3	40.7	40.7	40.7	-	40.6
FOOD, DRINK,	617	M	40.0	40.0	40.2	40.4	40.4	41.1	41.1	-	40.8
TOBACCO		F	40.0	40.0	40.3	40.3	40.6	40.9	40.9	-	40.7
TOBACCO	617.6	M	-	-	-	-	-	-	-	-	-
PRODUCTS		F	-	-	-	-	-	-	-	-	-
PHARMACEUTICAL,	618	M	39.8	40.6	39.9	40.3	40.2	40.1	40.1	-	40.1
MEDICAL GDS.,		F	39.9	40.2	40.1	39.9	40.0	40.0	40.0	-	40.0
CLEANING MAT.		T	40.0	40.6	40.0	40.2	40.1	40.1	40.1	-	40.1
PHARMACEUTICALS	618.1	M	40.0	40.6	39.7	40.5	40.3	40.1	40.1	-	40.2
		F	40.0	40.6	39.8	40.0	40.1	40.0	40.0	-	40.1
		T	39.7	40.0	39.9	39.9	40.1	40.1	40.1	-	40.0
OTHER WHOLESALE	619	M	39.7	40.0	40.0	39.9	40.0	40.0	40.0	-	40.0
DISTRIBUTION		F	39.7	40.0	39.9	39.9	40.0	40.1	40.0	-	40.0
PAPER, BOOKS,	619.1/2	M	-	-	-	40.0	40.0	40.0	40.0	-	40.0
STATIONERY,		F	-	-	-	40.0	40.0	40.0	40.0	-	40.0
NEWSPAPERS		T	-	-	-	40.0	40.0	40.0	40.0	-	40.0
WHOLESALE TRADE	61	M	39.9	40.0	40.0	40.0	40.2	40.3	40.3	-	40.2
		F	40.2	40.0	40.0	40.0	40.1	40.6	40.6	-	40.3
		T	40.0	40.0	40.0	40.0	40.2	40.4	40.4	-	40.2
FOOD, DRINK,	641/642	M	40.2	40.0	39.9	41.0	40.5	41.6	41.6	-	40.9
TOBACCO		F	40.0	41.2	39.9	40.0	40.3	41.0	41.0	-	40.5
		T	40.0	40.1	39.9	40.8	40.4	41.4	41.4	-	40.7
DISPENSING	643	M	39.5	40.2	40.7	43.2	40.2	40.9	40.9	-	41.2
CHEMISTS		F	39.6	40.1	40.8	42.1	40.3	41.1	41.1	-	40.9
MEDICAL GOODS,	644	M	40.0	40.0	40.0	40.0	40.2	40.5	40.5	-	40.2
COSMETICS,		F	40.0	39.6	40.0	40.4	40.2	40.2	40.2	-	40.2
CLEANING MAT.		T	40.0	40.0	40.0	40.2	40.2	40.3	40.3	-	40.2
CLOTHING	645	M	39.8	39.9	39.8	40.0	40.2	40.3	40.3	-	40.2
		F	39.8	39.8	39.7	40.0	40.3	40.3	40.3	-	40.3
		T	39.8	39.9	39.8	40.0	40.3	40.3	40.3	-	40.2
FOOTWEAR,	646	M	40.0	40.0	40.1	40.0	40.3	40.0	40.0	-	40.2
LEATHER GOODS		F	40.0	40.0	40.0	40.0	40.4	39.9	39.9	-	40.3
		T	40.0	40.0	40.1	40.0	40.4	40.0	40.0	-	40.2
FURN. FABRICS,	647	M	-	-	-	40.0	40.0	40.1	40.1	-	40.0
HOUSEHOLD		F	-	-	-	40.0	40.0	40.0	40.0	-	40.0
TEXTILES		T	-	-	-	40.0	40.0	40.1	40.1	-	40.0
HOUSEHOLD	648/649	M	40.0	40.1	40.0	40.0	40.3	40.3	40.3	-	40.2
FITMENTS,		F	40.0	40.1	40.0	40.1	40.2	40.4	40.4	-	40.2
APPLIANCES		T	40.0	40.0	40.0	40.1	40.3	40.3	40.3	-	40.2
BOOKS, NEWSPRS.,	653	M	40.1	40.0	40.0	40.0	40.0	40.2	40.2	-	40.1
STATIONERY,		F	40.0	40.0	40.0	39.9	40.2	40.4	40.4	-	40.2
OFFICE SUPPS.		T	40.1	40.0	40.0	40.0	40.1	40.3	40.3	-	40.1
OTHER RETAIL	654/655	M	40.0	39.9	39.9	40.0	40.2	40.2	40.2	-	40.1
DISTRIBUTION		F	40.0	39.5	39.8	39.6	40.0	40.0	40.0	-	39.9
		T	40.0	39.9	39.9	39.9	40.1	40.1	40.1	-	40.1
VARIOUS NON-FOOD	656	M	40.0	40.0	40.0	40.0	40.0	40.0	40.0	-	40.0
PRODUCTS		F	40.0	40.0	40.0	40.0	40.0	40.1	40.1	-	40.0
		T	40.0	40.0	40.0	40.0	40.0	40.1	40.1	-	40.0
RETAIL TRADE	64/653- 656	M	40.0	40.0	40.0	40.3	40.3	40.5	40.5	-	40.3
		F	39.7	40.0	40.1	40.1	40.1	40.4	40.4	-	40.2
		T	40.0	40.0	40.0	40.2	40.2	40.5	40.5	-	40.2

TAB.A9

HORAIRE HEBDOMADAIRE DE TRAVAIL :  
MOYENNE ET COEFFICIENT DE VARIATION (CV)  
SELON L'ACTIVITE, LE SEXE, LA QUALIFICATION  
ET LE REGIME DE TRAVAIL

REGIME DE TRAVAIL: TEMPS PLEIN

CV

QUALIFICATION								TOG. ENS.	SEX E	NACE	ACTIVITE
1A	1B	2	3	4	5	(*)					
0.7	0.6	0.0	1.3	1.3	2.7	-	2.1	M	611	MAT. PREM. AGR.,	
0.7	0.6	0.0	0.2	1.1	7.6	-	6.4	F		ANIMAUX,	
4.1	1.7	3.5	3.5	3.7	5.2	-	4.0	T		TEXTILES	
4.1	0.0	3.5	2.5	3.7	2.7	-	4.1	M	612	COMBUSTIBLES,	
0.0	1.6	3.5	3.2	3.5	4.8	-	2.6	F		MINERAIS,	
0.0	0.0	2.1	1.2	3.3	2.7	-	3.8	F		PR. CHIMIQUES	
0.0	0.0	0.0	2.0	2.6	2.7	-	2.8	M	613	BOIS, MATERIAUX	
0.0	0.0	2.0	1.4	3.1	3.2	-	2.7	F		DE CONSTR.	
0.2	0.5	2.1	2.4	2.5	2.2	-	2.8	T			
0.2	0.0	0.0	1.7	1.0	1.1	-	2.2	M	614	MACHINES,	
0.2	0.5	2.0	2.3	2.1	1.9	-	1.2	F		VEHICULES	
6.2	2.3	4.6	4.6	4.4	3.3	-	2.0	T			
6.0	2.2	4.4	4.5	4.1	3.3	-	4.0	M	615	MEUBLES,	
0.0	4.4	1.7	2.4	2.7	2.5	-	3.5	F		ART. MENAGERS	
0.0	2.2	0.0	2.2	2.6	1.8	-	3.9	T		QUINCAILLERIE	
0.0	4.3	1.5	2.3	2.7	2.2	-	2.6	M	616	TEXTILE,	
3.4	4.3	5.7	4.3	4.8	5.2	-	2.4	F		HABILLEMENT,	
4.1	4.2	3.3	4.6	6.5	6.7	-	2.5	T		CHAUSSURES	
-	-	-	-	-	-	-	4.9	M	617	PRODUITS ALIM.,	
-	-	-	-	-	-	-	6.6	F		BOISSONS,	
2.9	4.5	2.0	3.2	2.8	2.7	-	5.6	T		TABAC	
2.2	2.4	2.0	2.0	2.8	2.1	-	-	M	617.6	PRODUITS DU	
2.8	4.4	2.1	2.8	2.8	2.5	-	-	F		TABAC	
0.0	3.6	2.9	3.2	2.8	2.3	-	2.8	T			
0.0	3.6	2.5	2.6	2.6	1.9	-	2.4	M	618	PR. PHARM.,	
3.7	2.0	2.7	3.3	3.5	3.1	-	2.4	F		MEDICAUX,	
0.0	0.0	1.4	3.0	3.2	2.5	-	2.6	T		O ENTRETIEN	
3.8	2.0	2.6	3.2	3.4	2.9	-	2.6	M	618.1	PRODUITS	
-	-	-	0.0	0.0	0.0	-	1.5	F		PHARM.	
3.0	2.5	3.1	3.2	3.6	3.8	-	2.2	T			
3.6	1.1	2.0	2.7	3.5	5.4	-	3.2	M	619	AUTRES COMMERCES	
3.0	2.4	3.0	3.1	3.6	4.4	-	2.9	F		DE GROS	
2.8	3.1	3.3	5.9	4.3	6.4	-	3.1	T			
3.5	3.5	1.5	0.9	2.9	4.6	-	0.0	M	619.1/2	PAPIER, LIVRES,	
3.3	3.2	3.2	5.4	3.8	5.8	-	0.0	F		JOURNEAUX	
3.3	4.9	3.6	4.1	3.3	4.3	-	0.0	T			
2.9	5.2	4.6	3.5	3.3	4.7	-	3.5	M	61	COMMERCE DE GROS	
0.0	5.0	4.2	4.9	3.3	4.6	-	4.4	F			
0.0	0.0	0.0	0.9	2.1	3.5	-	3.8	T			
0.0	3.2	0.0	3.0	2.4	2.0	-	5.4	M	641/642	PR. ALIMENTAIRES,	
0.0	1.2	0.0	2.0	2.3	3.0	-	3.6	F		BOISSONS,	
3.3	5.0	3.8	4.7	3.2	3.6	-	4.8	T		TABAC	
0.0	2.5	3.5	6.0	3.9	3.9	-	4.9	M	643	PHARMACIES	
3.0	4.8	3.7	5.3	3.7	3.8	-	4.1	F			
0.0	0.0	1.7	1.0	4.0	0.0	-	4.6	T			
0.0	0.0	0.0	0.0	3.5	2.9	-	2.3	M	644	ART. MEDICAUX,	
0.0	0.0	1.5	0.7	3.6	2.4	-	2.4	F		PRODUITS	
-	-	-	0.0	0.6	1.2	-	2.3	T		O ENTRETIEN	
1.2	1.9	0.0	0.0	0.7	0.0	-	3.6	M	645	ARTICLES	
1.2	1.9	0.0	0.0	0.6	1.0	-	4.0	F		D HABILLEMENT	
1.5	0.2	0.0	0.5	0.5	2.4	-	3.9	T			
1.4	0.2	0.0	1.5	1.8	2.9	-	3.0	M	646	CHAUSSURES,	
4.3	2.0	2.0	2.8	3.7	4.8	-	3.3	F		MAROQUINERIE	
4.1	4.9	2.0	4.3	2.7	3.6	-	3.2	T			
0.0	2.4	2.0	3.2	3.4	4.5	-	0.8	M	647	TISSUS	
0.0	0.2	0.3	0.3	0.5	0.9	-	0.6	F		D AMEUBLEMENT	
0.0	0.0	0.6	0.2	0.6	1.8	-	0.7	T			
0.1	0.2	0.3	0.3	0.5	1.5	-	3.2	M	648/649	EQUIPEMENT DU	
2.2	2.3	2.2	3.8	3.2	4.4	-	3.0	F		FOYER	
2.9	3.6	2.5	2.9	2.3	3.6	-	3.1	T			
2.3	2.4	2.3	3.5	2.7	4.1	-	1.5	M	653	LIVRES, JOURN.,	
							2.8	F		PAPIER,	
							2.1	T		ED. BUREAU	
							3.8	M	654/655	AUTRES COMMERCES	
							3.1	F		DE DETAIL	
							3.7	T			
							0.6	M	656	PRODUITS OIVERS	
							0.9	F		NON ALIMENT.	
							0.8	T			
							3.7	M	64/653-	COMMERCE DE	
							2.7	F	656	DETAIL	
							3.2	T			

TAB.A9

SCHEDULED WORKING WEEK:  
MEAN (M) AND COEFFICIENT OF VARIATION (CV)  
ACCORDING TO ACTIVITY, SEX, QUALIFICATION  
AND TYPE OF EMPLOYMENT

M			TYPE OF EMPLOYMENT: PART-TIME								
ACTIVITY	MACE	SEX	QUALIFICATION							TOG. ENS.	
			1A	1B	2	3	4	5	(*)		
AGRIC. PRIMARY	611	M	-	-	-	-	-	-	-	-	-
PROD. LIVE- STOCK, TEXT.		F	-	-	-	-	-	-	25.0	-	24.3
FUELS, ORES	612	T	-	-	-	-	-	-	25.1	-	24.3
INDUSTRIAL		M	-	-	-	-	-	-	-	-	19.4
CHEMICALS		F	-	-	-	21.3	-	-	20.2#	-	20.4
TIMBER, BUILDING	613	T	-	-	-	20.8	-	18.7#	20.0#	-	20.2
MATERIALS		M	-	-	-	-	-	-	-	-	26.4#
		F	-	-	-	-	-	-	-	-	17.9#
MACHINERY,	614	T	-	-	-	-	-	25.2#	-	-	21.6#
EQUIPMENTS,		M	-	-	-	-	-	-	-	-	21.7#
VEHICLES		F	-	-	-	-	21.2	-	19.9#	-	20.8
FURNITURE, HSEHD.	615	T	-	-	-	-	-	20.2#	21.4#	-	21.0
GOODS,		M	-	-	-	-	-	-	-	-	-
HARDWARE		F	-	-	-	-	-	26.7#	20.8#	-	22.8
TEXTILES, CLOTH-	616	T	-	-	-	-	-	25.8#	20.9#	-	23.0
ING, FOOTWR.		M	-	-	-	-	-	20.4#	17.9#	-	18.2#
LEATHERWARE		F	-	-	-	-	-	24.7	21.5	-	22.8
FOOD, DRINK,	617	T	-	-	-	-	-	23.7	20.5	-	21.5
TOBACCO		M	-	-	-	-	-	25.3	26.1	-	24.2
		F	-	-	-	-	-	23.6	23.4	-	23.5
TOBACCO	617.6	T	-	-	-	-	-	24.4	23.8	-	23.7
PRODUCTS		M	-	-	-	-	-	-	-	-	-
		F	-	-	-	-	-	-	-	-	-
PHARMACEUTICAL,	618	T	-	-	-	-	-	-	23.8	-	22.9
MEDICAL GDS.,		M	-	-	-	23.8	-	22.6#	21.7	-	22.9
CLEANING MAT.		F	-	-	-	23.7	-	22.3#	22.5	-	22.9
PHARMACEUTICALS	618.1	T	-	-	-	-	-	-	-	-	-
		M	-	-	-	-	-	-	-	-	23.1
		F	-	-	-	-	-	-	-	-	23.1
OTHER WHOLESALE	619	T	-	-	-	23.5	-	-	-	-	25.4
DISTRIBUTION		M	-	-	-	-	-	23.7	21.5#	-	23.0
		F	-	-	-	-	-	23.7	23.4	-	23.8
PAPER, BOOKS,	619.1/2	T	-	-	-	-	-	-	-	-	-
STATIONERY,		M	-	-	-	-	-	-	-	-	-
NEWSPAPERS		F	-	-	-	-	-	-	-	-	-
WHOLESALE TRADE	61	T	-	-	-	-	19.8#	24.5	23.9	-	23.5
		M	-	-	-	21.6#	-	23.0	22.2	-	22.5
		F	-	-	-	21.2	-	23.6	22.5	-	22.8
FOOD, DRINK,	641/642	T	-	-	-	-	-	24.0#	20.6	-	22.1
TOBACCO		M	-	-	-	-	-	22.4	22.3	-	22.4
		F	-	-	-	-	-	22.7	22.0	-	22.3
DISPENSING	643	T	-	-	-	-	-	-	-	-	-
CHEMISTS		M	-	-	-	-	-	-	17.4#	-	21.2
		F	-	-	-	-	-	-	18.1#	-	21.7
MEDICAL GOODS,	644	T	-	-	-	-	-	24.8#	-	-	-
COSMETICS,		M	-	-	-	-	-	-	-	-	23.5
CLEANING MAT.		F	-	-	-	-	-	-	19.4	-	21.8
CLOTHING	645	T	-	-	-	-	-	-	-	-	15.8#
		M	-	-	-	-	-	21.1	16.9#	-	20.2
		F	-	-	-	-	-	20.6	16.3#	-	19.5
FOOTWEAR,	646	T	-	-	-	-	-	-	-	-	-
LEATHER GOODS		M	-	-	-	-	-	22.8	20.7	-	22.3
		F	-	-	-	-	-	22.8	20.6	-	22.3
FURN. FABRICS,	647	T	-	-	-	-	-	-	-	-	-
HOUSEHOLD		M	-	-	-	-	-	-	-	-	-
TEXTILES		F	-	-	-	-	-	-	-	-	-
HOUSEHOLD	648/649	T	-	-	-	-	-	24.7#	-	-	23.8#
FITMENTS,		M	-	-	-	-	-	26.0	22.8#	-	23.8
APPLIANCES		F	-	-	-	-	-	25.2	22.6#	-	23.8
BOOKS, NEWSPRS.,	653	T	-	-	-	-	-	-	-	-	-
STATIONERY,		M	-	-	-	-	-	23.5#	-	-	21.6
OFFICE SUPPS.		F	-	-	-	-	-	24.4#	-	-	22.8
OTHER RETAIL	654/655	T	-	-	-	-	-	23.3#	-	-	22.5
DISTRIBUTION		M	-	-	-	-	-	25.0	18.2#	-	22.3
		F	-	-	-	-	-	24.5	19.3#	-	22.4
VARIOUS NON-FOOD	656	T	-	-	-	-	-	21.9	20.0	-	20.5
PRODUCTS		M	-	-	-	-	-	23.8	23.4	-	23.7
		F	-	-	-	-	-	23.4	23.1	-	23.6
RETAIL TRADE	64/653- 656	T	-	-	-	-	-	23.6	20.2	-	22.0
		M	-	-	-	-	-	23.6	22.7	-	23.4
		F	-	-	-	-	-	23.6	22.3	-	23.3
		T	-	-	24.1#	-	23.1	23.6	-	-	-



TAB.A9

HORAIRE HEBDOMADAIRE DE TRAVAIL :  
MOYENNE ET COEFFICIENT DE VARIATION (CV)  
SELON L'ACTIVITE, LE SEXE, LA QUALIFICATION  
ET LE REGIME DE TRAVAIL

REGIME DE TRAVAIL : TEMPS PARTIEL

CV

QUALIFICATION								SEXE	NACE	ACTIVITE
1A	1B	2	3	4	5	(°)	T06. ENS.			
-	-	-	-	-	33.4	-	32.2	M	611	MAT. PREM. AGR.,
-	-	-	-	-	33.1	-	32.0	F		ANIMAUX
-	-	-	-	-	-	-	13.0	T	612	TEXTILES
-	-	-	10.5	-	45.7#	-	35.5	M		COMBUSTIBLES.
-	-	-	12.8	21.5#	43.6#	-	33.0	F		MINERAIS.
-	-	-	-	-	-	-	27.1#	T	613	PR. CHIMIOUES
-	-	-	-	-	-	-	36.7#	M		BOIS, MATERIAUX
-	-	-	-	19.3#	-	-	37.1#	F		DE CONSTR.
-	-	-	-	-	-	-	38.3#	T	614	MACHINES,
-	-	-	-	11.0	29.8#	-	22.3	M		VEHICULES
-	-	-	-	22.0#	33.9#	-	28.2	F		
-	-	-	-	-	-	-	-	T	615	MEUBLES.
-	-	-	-	26.7#	26.7#	-	29.2	M		ART. MENAGERS
-	-	-	-	24.3#	38.2#	-	32.6	F		QUINCAILLERIE
-	-	-	-	28.0#	49.6#	-	41.8#	T	616	TEXTILE.
-	-	-	-	14.3	34.2	-	27.2	M		HABILLEMENT.
-	-	-	-	19.1	38.7	-	32.5	F	617	CHAUSSURES
-	-	-	-	15.4	30.8	-	28.8	T		PRODUITS ALIM.,
-	-	-	-	27.8	30.0	-	29.1	M		BOISSONS.
-	-	-	-	22.9	30.5	-	29.1	F	617.6	TABAC
-	-	-	-	-	-	-	-	T		PRODUITS DU
-	-	-	-	-	-	-	-	M		TABAC
-	-	-	-	-	-	-	16.9	F	618	PR. PHARM.,
-	-	-	11.4	29.0#	34.1	-	24.3	T		MEDICAUX,
-	-	-	12.3	30.6#	28.1	-	22.9	M		D'ENTRETIEN
-	-	-	-	-	-	-	15.4	F	618.1	PRODUITS
-	-	-	7.8	-	-	-	15.0	T		PHARM.
-	-	-	-	-	18.1	-	21.7	M	619	AUTRES COMMERCES
-	-	-	-	31.1	35.5#	-	32.9	F		DE GROS
-	-	-	-	30.6	29.5	-	29.7	T		
-	-	-	-	-	-	-	-	M	619.1/2	PAPIER, LIVRES,
-	-	-	-	-	-	-	-	F		JOURNEAUX
-	-	-	-	-	-	-	-	T	61	COMMERCE DE GROS
-	-	19.5#	34.6#	22.1	35.9	-	31.5	M		
-	-	17.1	24.9	24.9	35.1	-	30.7	F		
-	-	17.6	21.9	24.0	35.4	-	31.0	T		
-	-	-	-	31.6#	28.6	-	31.0	M	641/642	PR. ALIMENTAIRES,
-	-	-	-	17.7	26.0	-	22.0	F		BOISSONS,
-	-	-	-	20.8	26.7	-	23.9	T		TABAC
-	-	-	-	-	-	-	-	M	643	PHARMACIES
-	-	-	-	-	36.5#	-	32.7	F		
-	-	-	-	24.7#	33.2#	-	31.6	T		
-	-	-	-	-	-	-	19.1	M	644	ART. MEDICAUX,
-	-	-	-	-	-	-	22.0	F		PRODUITS
-	-	-	-	-	13.8	-	48.6#	T	645	D'ENTRETIEN
-	-	-	-	26.6	42.8#	-	32.9	M		ARTICLES
-	-	-	-	28.6	46.2#	-	35.8	F		D'HABILLEMENT
-	-	-	-	-	-	-	-	T	646	CHAUSSURES,
-	-	-	-	15.4	20.5	-	17.3	M		MAROQUINERIE
-	-	-	-	15.3	19.1	-	17.0	F		
-	-	-	-	-	-	-	-	T	647	TISSUS
-	-	-	-	-	-	-	-	M		D'AMEUBLEMENT
-	-	-	-	20.9#	-	-	30.1#	F	648/649	EQUIPEMENT DU
-	-	-	-	21.2	27.6#	-	25.7	T		FOYER
-	-	-	-	21.2	34.2#	-	27.8	M		
-	-	-	-	-	-	-	-	F	653	LIVRES, JOURN.,
-	-	-	-	22.1#	-	-	24.4	T		PAPIER,
-	-	-	-	25.7#	-	-	28.0	M	654/655	ED. BUREAU
-	-	-	-	27.0#	-	-	28.5	F		AUTRES COMMERCES
-	-	-	-	20.1	32.6#	-	28.7	T		DE DETAIL
-	-	-	-	22.4	33.7#	-	28.7	M		
-	-	-	-	21.9	32.7	-	30.3	F	656	PRODUITS DIVERS
-	-	-	7.3	7.0	9.0	-	7.5	T		NON ALIMENT.
-	-	-	7.3	7.3	13.5	-	8.1	M	64/653-	COMMERCE DE
-	-	-	-	26.1	38.1	-	32.7	F	656	DETAIL
-	-	29.1#	17.7	10.4	18.8	-	13.2	T		
-	-	-	17.9	11.9	22.7	-	15.8	M		



**Series B**  
**Série B**



TAB.B1

SALARIES SELON L ACTIVITE, LE SEXE,  
LE POURCENTAGE DE PRIMES ET LE REGIME  
DE TRAVAIL

(%)

REGIME DE TRAVAIL		ALL TYPES OF EMPLOYMENT		ENS. DES REGIMES DE TRAVAIL		SEX	NACE	ACTIVITE						
TEMPS PARTIEL														
		% PRIMES												
>=20 <30	>=30 <50	>=50	TOT. (%)	>0	>=5	>=10	>=15	>=20	>=30	>=50	TOT. (%)			
			ENS	<5	<10	<15	<20	<30	<50	>50	ENS			
			100.0	8.0	10.4	12.5	33.0	31.3	4.5		100.0	M	611	MAT. PREM. AGR., ANIMAUX, TEXTILES
15.4	16.9		100.0	6.0	14.0	11.1	42.6	16.7	7.6	2.0	100.0	F		
15.5	17.1		100.0	7.5	11.4	12.1	35.7	27.2	5.4	0.8	100.0	T		
			100.0	3.9	8.8	18.3	49.5	14.9	4.1	0.6	100.0	M	612	COMBUSTIBLES, MINERAIS, PR. CHIMIQUES
12.1			100.0	4.0	8.4	10.8	54.0	15.7	5.6	1.5	100.0	F		
			100.0	3.9	8.7	16.4	50.6	15.1	4.5	0.8	100.0	T		
			100.0	1.6	10.2	21.5	55.7	8.3	2.3		100.0	M	613	BOIS, MATERIAUX DE CONSTR.
			100.0	3.4	8.9	17.8	55.0	10.1	4.2		100.0	F		
			100.0	2.0	10.0	20.8	55.5	8.7	2.7	0.3	100.0	T		
			100.0	3.6	7.9	16.6	56.0	11.4	4.0	0.5	100.0	M	614	MACHINES, VEHICULES
			100.0	3.0	8.1	13.4	57.1	13.3	4.5	0.6	100.0	F		
			100.0	3.5	8.0	15.7	56.3	12.0	4.1	0.5	100.0	T		
			100.0	4.2	5.9	17.4	57.2	11.2	3.7	0.3	100.0	M	615	MEUBLES, ART. MENAGERS
			100.0	1.4	6.5	11.5	63.9	10.2	5.2	1.3	100.0	F		
			100.0	3.4	6.1	15.6	59.1	10.9	4.2	0.6	100.0	T		
			100.0	2.4	8.4	14.9	54.5	15.5	3.6	0.7	100.0	M	616	TEXTILE, HABILLEMENT, CHAUSSURES
	8.8		100.0	1.9	7.2	13.0	57.4	13.2	6.1	1.1	100.0	F		
	7.8		100.0	2.2	7.8	14.0	55.9	14.4	4.8	0.9	100.0	T		
	3.8		100.0	2.6	14.7	24.7	45.0	8.6	3.7	0.7	100.0	M	617	PRODUITS ALIM., BOISSONS, TABAC
19.5	20.6	4.3	100.0	2.9	14.4	18.5	38.7	12.3	11.5	1.7	100.0	F		
16.5	17.1	3.6	100.0	2.7	14.6	22.4	42.7	10.0	6.6	1.1	100.0	T		
			100.0								100.0	M	617.6	PRODUITS DU TABAC
			100.0								100.0	F		
			100.0	2.5	9.7	30.4	47.4	5.7	3.8	0.5	100.0	M	618	PR. PHARM., MEDICAM., D'ENTRETIEN
25.8			100.0	1.8	9.3	15.7	59.5	11.8	1.4	0.6	100.0	F		
23.5			100.0	2.2	9.5	23.9	52.7	8.4	2.7	0.6	100.0	T		
			100.0	2.8	10.1	34.5	46.2	3.2	2.9		100.0	M	618.1	PRODUITS PHARM.
29.8			100.0	1.5	10.7	17.5	58.6	10.9			100.0	F		
26.8			100.0	2.2	10.3	27.4	51.4	6.4	2.0		100.0	T		
			100.0	4.0	9.0	22.6	50.7	10.2	3.1	0.3	100.0	M	619	AUTRES COMMERCE DE GROS
16.7			100.0	2.7	7.9	15.1	57.2	12.4	3.5	1.2	100.0	F		
13.7			100.0	3.5	8.6	19.8	53.1	11.0	3.3	0.7	100.0	T		
			100.0			42.7	26.2	15.1			100.0	M	619.1/2	PAPIER, LIVRES, JOURNEAUX
			100.0			15.6	62.1	13.1			100.0	F		
			100.0			29.2	44.1	14.1			100.0	T		
9.8	6.7		100.0	3.8	9.9	19.5	49.1	13.6	3.7	0.5	100.0	M	61	COMMERCE DE GROS
17.4	13.6	3.1	100.0	3.0	10.1	14.5	51.8	13.0	6.3	1.2	100.0	F		
15.6	12.0	2.5	100.0	3.5	10.0	17.9	50.0	13.4	4.6	0.7	100.0	T		
			100.0	3.6	11.9	27.6	38.6	10.0	7.0	1.3	100.0	M	641/642	PR. ALIMENTAIRES, BOISSONS, TABAC
5.7	9.0	21.5	100.0	2.8	10.2	16.7	49.8	9.1	9.1	2.2	100.0	F		
5.2	8.3	17.7	100.0	3.3	11.2	23.3	43.0	9.7	7.8	1.7	100.0	T		
			100.0	6.5	15.2	12.2	40.4	19.5	5.0		100.0	M	643	PHARMACIES
			100.0	5.2	8.3	21.7	46.6	10.9	5.9		100.0	F		
			100.0	5.8	11.8	17.0	43.5	15.2	5.5	1.3	100.0	T		
			100.0	2.1	5.5	17.4	52.2	14.9	7.2	0.7	100.0	M	644	ART. MEDICAM., PRODUITS D'ENTRETIEN
			100.0	2.8	8.1	15.1	50.3	17.7	5.1	0.8	100.0	F		
			100.0	2.4	6.7	16.4	51.3	16.1	6.2	0.8	100.0	T		
9.4	4.2	4.0	100.0	1.8	8.0	14.5	58.7	9.1	5.2	2.6	100.0	M	645	ARTICLES D'HABILLEMENT
8.3	4.9	3.1	100.0	1.7	8.3	12.0	57.4	11.1	6.5	3.0	100.0	F		
			100.0	1.7	8.2	13.0	58.0	10.3	6.0	2.8	100.0	T		
			100.0	1.8	8.0	18.3	64.4	5.6	1.8		100.0	M	646	CHAUSSURES, MAROQUINERIE
11.1			100.0	0.9	9.0	15.1	61.3	10.0	2.7	1.0	100.0	F		
9.9			100.0	1.2	8.6	16.2	62.4	8.5	2.4	0.7	100.0	T		
			100.0		4.6	8.8	73.8	7.1			100.0	M	647	TISSUS D'AMEUBLEMENT
			100.0			13.7	61.0	15.6			100.0	F		
			100.0		3.8	10.7	68.7	10.4	4.5		100.0	T		
			100.0	1.5	9.4	20.4	53.6	9.9	2.9	2.2	100.0	M	648/649	EQUIPEMENT DU FOYER
27.2			100.0	2.3	8.8	12.3	62.0	11.8	2.5	0.5	100.0	F		
28.4			100.0	1.8	9.2	18.0	56.1	10.4	2.8	1.7	100.0	T		
			100.0	3.4	9.5	15.2	49.2	16.0	6.2	0.4	100.0	M	653	LIVRES, JOURN., PAPIER, EQ. BUREAU
			100.0	3.2	8.9	13.7	51.7	15.5	6.3	0.8	100.0	F		
			100.0	2.5	9.1	16.2	49.2	19.1	3.5	0.4	100.0	T	654/655	AUTRES COMMERCE DE DETAIL
18.3			100.0	2.8	8.5	10.2	53.7	18.9	5.0	0.9	100.0	M		
21.7			100.0	2.6	8.9	14.3	50.6	19.0	3.9	0.6	100.0	F		
5.0	11.3	15.2	100.0	35.4	13.8	10.1	14.0	13.3	12.5	0.9	100.0	M	656	PRODUITS DIVERS NON ALIMENT.
5.1	12.0	8.9	100.0	27.2	29.0	7.9	10.0	8.9	14.2	2.8	100.0	F		
14.2	8.6	4.5	100.0	29.8	24.2	8.6	11.3	10.3	13.7	2.2	100.0	T		
6.8	10.2	9.0	100.0	9.7	10.7	18.4	41.8	11.6	6.4	1.5	100.0	M	64/653-656	COMMERCE DE DETAIL
7.7	10.0	8.4	100.0	14.0	18.4	10.9	34.4	10.3	9.8	2.3	100.0	F		
			100.0	11.8	14.5	14.7	38.1	10.9	8.1	1.9	100.0	T		

TAB.B2

BONUSES PERCENTAGE:  
MEAN (M) AND COEFFICIENT OF  
VARIATION (CV) ACCORDING TO  
ACTIVITY, SEX AND SIZE OF ENTERPRISE

ACTIVITY	NACE	SEX	SIZE OF ENTERPRISE (NUMBER OF EMPLOYEES)							TOG. ENS.
			10	50	100	200	500	>=	(*)	
			49	99	199	499	999	1000		
AGRIC. PRIMARY PROD., LIVE- STOCK, TEXT.	611	M	15.9	18.4	16.6	18.1	-	-	-	17.4
		F	18.0	18.1	15.7	20.7	-	-	-	18.3
		T	16.5	18.3	16.5	18.7	-	-	-	17.6
FUELS, ORES, INDUSTRIAL CHEMICALS	612	M	17.2	16.3	17.7	14.8	17.5	17.2	-	17.0
		F	10.5	16.8	19.6	15.1	17.1	17.1	-	18.1
		T	17.5	16.4	18.2	14.9	17.4	17.2	-	17.3
TIMBER, BUILDING MATERIALS	613	M	16.4	14.8	18.3	16.8	-	-	-	16.1
		F	16.9	15.9	21.9	17.5	-	-	-	16.9
		T	16.5	14.9	19.6	16.9	-	-	-	16.3
MACHINERY, EQUIPMENTS, VEHICLES	614	M	17.1	17.3	15.6	18.1	18.1	18.5	-	16.9
		F	17.8	16.0	16.5	17.5	24.6	19.2	-	17.5
		T	17.4	16.2	15.9	17.9	18.9	18.9	-	17.1
FURNITURE, HSEHD. GOODS, HARDWARE	615	M	16.8	16.3	16.5	17.4	15.6	-	-	16.7
		F	17.8	17.1	17.6	24.5	16.6	-	-	18.2
		T	17.1	16.5	16.9	19.1	16.0	-	-	17.2
TEXTILES, CLOTH- ING, FOOTWR., LEATHERWARE	616	M	17.2	16.5	19.5	-	25.4	16.1	-	17.3
		F	17.8	18.2	21.4	-	33.0	16.1	-	18.3
		T	17.5	17.2	20.5	-	29.0	16.3	-	17.8
FOOD, DRINK, TOBACCO	617	M	15.4	18.5	18.1	17.1	16.6	14.7	-	15.9
		F	18.1	21.7	22.0	16.4	17.6	16.6	-	18.9
		T	16.3	19.9	20.2	16.8	17.0	15.0	-	17.0
TOBACCO PRODUCTS	617.6	M	-	-	-	-	-	-	-	-
		F	-	-	-	-	-	-	-	-
		T	-	-	-	-	-	-	-	-
PHARMACEUTICAL, MEDICAL GDS., CLEANING MAT.	618	M	15.5	16.4	14.6	25.4	16.7	-	-	15.9
		F	16.3	17.3	16.7	15.4	17.6	-	-	16.6
		T	15.9	16.8	15.8	22.8	17.1	-	-	16.2
PHARMACEUTICALS	618.1	M	15.1	16.7	13.6	-	-	-	-	15.3
		F	15.6	17.9	16.2	-	-	-	-	16.0
		T	15.3	17.1	14.9	-	-	-	-	15.6
OTHER WHOLESALE DISTRIBUTION	619	M	16.4	15.6	15.9	14.9	17.1	-	-	16.1
		F	17.9	16.7	16.8	15.3	17.1	-	-	17.4
		T	17.1	15.9	16.1	15.0	17.1	-	-	16.6
PAPER, BOOKS, STATIONERY, NEWSPAPERS	619.1/2	M	14.4	-	-	-	-	-	-	14.4
		F	16.6	-	-	-	-	-	-	16.6
		T	15.5	-	-	-	-	-	-	15.5
WHOLESALE TRADE	61	M	16.4	16.8	16.6	17.4	17.6	16.6	-	16.6
		F	17.7	18.0	18.5	18.6	19.4	17.3	-	18.0
		T	16.8	17.2	17.2	17.8	18.2	16.8	-	17.1
FOOD, DRINK, TOBACCO	641/642	M	15.9	20.8	18.0	16.3	16.5	17.8	-	16.8
		F	17.4	19.6	17.5	17.0	17.0	23.1	-	16.8
		T	16.4	20.3	17.8	16.5	16.8	20.3	-	17.5
DISPENSING CHEMISTS	643	M	16.9	-	11.2	20.1	-	-	-	16.9
		F	17.5	-	11.8	19.4	-	-	-	17.2
		T	17.2	-	11.5	20.0	-	-	-	17.0
MEDICAL GOODS, COSMETICS, CLEANING MAT.	644	M	18.4	16.6	18.7	19.7	15.3	-	-	18.2
		F	18.0	14.7	18.2	19.4	16.2	-	-	17.8
		T	18.3	15.3	18.5	19.5	15.5	-	-	18.0
CLOTHING	645	M	17.9	18.2	17.7	26.0	13.0	-	-	18.2
		F	18.4	19.4	19.0	32.3	15.3	-	-	19.0
		T	18.2	19.3	18.6	30.5	14.5	-	-	18.7
FOOTWEAR, LEATHER GOODS	646	M	16.2	20.5	16.8	16.2	15.2	-	-	16.1
		F	17.2	23.7	19.2	15.3	16.3	-	-	17.3
		T	16.9	22.3	18.7	15.7	15.8	-	-	16.8
FURN. FABRICS, HOUSEHOLD TEXTILES	647	M	17.7	-	-	-	-	-	-	17.7
		F	18.8	-	-	-	-	-	-	18.8
		T	18.1	-	-	-	-	-	-	18.1
HOUSEHOLD FITMENTS APPLIANCES	648/649	M	17.3	18.2	15.0	15.1	-	-	-	17.3
		F	16.7	17.6	18.3	16.5	-	-	-	16.8
		T	17.1	18.0	16.0	15.8	-	-	-	17.1
BOOKS, NEWSPRS., STATIONERY, OFFICE SUPPS.	653	M	17.2	16.9	18.2	19.0	-	-	-	17.5
		F	18.3	17.4	17.6	22.0	-	-	-	18.3
		T	17.7	17.1	18.1	19.5	-	-	-	17.8
OTHER RETAIL DISTRIBUTION	654/655	M	16.9	15.9	17.2	18.6	20.9	-	-	17.2
		F	17.4	17.9	17.7	18.1	22.3	-	-	18.1
		T	17.1	16.5	17.3	18.5	21.5	-	-	17.5
VARIOUS NON-FOOD PRODUCTS	656	M	16.7	14.6	15.6	18.5	-	14.2	-	14.6
		F	16.8	15.8	16.5	21.6	-	15.2	-	15.5
		T	16.8	15.5	16.1	20.5	-	14.9	-	15.2
RETAIL TRADE	64/653- 656	M	17.0	18.5	17.1	17.8	16.5	14.7	-	16.7
		F	17.5	18.4	17.8	20.5	17.3	15.7	-	16.9
		T	17.2	18.4	17.4	19.0	16.9	15.3	-	16.8

TAB.B2

POURCENTAGE DE PRIMES:  
MOYENNE (M) ET COEFFICIENT DE  
VARIATION (CV) SELON L'ACTIVITE,  
LE SEXE ET LA TAILLE DE L'ENTREPRISE

CV

TAILLE ENTREPRISE (NOMBRE DE SALARIES)								S E X E	NACE	ACTIVITE
10	50	100	200	500	>=	(°)	T06.			
49	99	199	499	999	1000		ENS.			
77.4	36.3	54.3	40.9	-	-	-	50.9	M	611	MAT. PREM. AGR.,
68.3	50.5	54.7	72.0	-	-	-	61.6	F		ANIMAUX,
74.6	42.1	54.4	52.5	-	-	-	54.4	T		TEXTILES
44.6	46.5	33.9	54.7	27.9	38.1	-	43.0	M	612	COMBUSTIBLES,
50.7	48.8	42.2	51.5	29.5	30.8	-	48.3	F		MINERAIS,
46.4	47.2	37.3	53.5	28.4	37.1	-	44.6	T		PR. CHIMIQUES
36.0	26.3	54.9	38.8	-	-	-	35.4	M	613	BOIS, MATERIAUX
41.5	35.7	56.2	32.2	-	-	-	42.1	F		DE CONSTR.
37.3	28.1	56.4	37.4	-	-	-	37.1	T		
42.5	41.2	40.2	41.9	27.8	38.7	-	40.7	M	614	MACHINES,
43.6	46.0	34.2	31.8	19.8	34.4	-	41.5	F		VEHICULES
42.9	42.7	38.5	39.1	28.8	36.4	-	41.0	T		
40.6	33.9	26.4	43.6	39.1	-	-	39.9	M	615	MEUBLES,
43.0	35.0	30.3	55.6	34.6	-	-	45.3	F		ART. MEMAGERS
41.5	34.4	28.2	51.8	37.6	-	-	42.0	T		QUINCAILLERIE
45.5	41.6	43.8	-	44.0	47.5	-	45.8	M	616	TEXTILE,
43.2	41.2	57.3	-	44.5	54.4	-	47.6	F		HABILLEMENT,
44.5	41.7	51.9	-	46.6	51.5	-	46.8	T		CHAUSSURES
45.2	56.2	53.8	32.9	16.3	58.3	-	47.0	M	617	PRODUITS ALIM.,
60.1	67.7	69.0	38.7	20.6	41.4	-	61.6	F		BOISSONS,
52.7	63.0	64.8	35.5	18.7	55.9	-	54.9	T		TABAC
-	-	-	-	-	-	-	-	M	617.6	PRODUITS DU
-	-	-	-	-	-	-	-	F		TABAC
-	-	-	-	-	-	-	-	T		
46.1	27.3	42.4	39.3	40.8	-	-	43.4	M	618	PR. PHARM.,
41.7	32.6	33.7	43.7	26.5	-	-	38.4	F		MEDICAUX,
44.2	28.8	37.9	44.9	34.1	-	-	41.2	T		D'ENTRETIEN
42.9	26.2	48.1	-	-	-	-	40.3	M	618.1	PRODUITS
28.9	21.4	38.2	-	-	-	-	29.7	F		PHARM.
37.4	24.8	43.5	-	-	-	-	36.1	T		
41.8	33.4	49.6	32.6	34.8	-	-	40.6	M	619	AUTRES COMMERCE
48.5	38.9	41.1	30.8	40.4	-	-	46.0	F		DE GROS
45.3	35.5	47.7	32.0	36.2	-	-	43.1	T		
45.6	-	-	-	-	-	-	45.6	M	619.1/2	PAPIER, LIVRES,
44.5	-	-	-	-	-	-	44.5	F		JOURNEAUX
45.6	-	-	-	-	-	-	45.6	T		
45.1	40.5	47.4	42.6	32.7	44.7	-	43.9	M	61	COMMERCE DE GROS
50.3	51.7	54.9	60.6	40.5	44.9	-	51.5	F		
47.2	45.1	50.7	49.1	36.1	44.8	-	47.0	T		
55.1	53.1	62.2	21.9	16.0	56.3	-	54.0	M	641/642	PR. ALIMENTAIRES,
52.1	55.7	58.0	29.0	16.4	69.8	-	58.2	F		BOISSONS,
54.1	54.2	60.5	24.9	16.3	66.6	-	56.2	T		TABAC
53.0	-	65.0	52.4	-	-	-	55.5	M	643	PHARMACIES
57.8	-	68.8	59.0	-	-	-	59.2	F		
55.7	-	66.8	54.2	-	-	-	57.4	T		
46.5	41.0	30.0	40.2	17.5	-	-	42.0	M	644	ART. MEDICAUX,
52.4	24.4	31.7	30.7	15.4	-	-	44.1	F		PRODUITS
49.2	32.6	30.7	36.5	17.1	-	-	42.9	T		D'ENTRETIEN
50.0	61.9	32.9	54.9	36.5	-	-	52.3	M	645	ARTICLES
55.3	47.4	44.3	59.3	33.9	-	-	55.6	F		D'HABILLEMENT
53.3	54.1	41.2	59.4	35.5	-	-	54.4	T		
25.7	54.0	25.8	44.4	31.4	-	-	31.3	M	646	CHAUSSURES,
47.8	58.0	43.2	41.5	35.5	-	-	46.2	F		MARQUINERIE
42.6	57.2	41.0	43.1	34.1	-	-	42.3	T		
34.7	-	-	-	-	-	-	34.7	M	647	TISSUS
38.6	-	-	-	-	-	-	38.6	F		D'AMEUBLEMENT
36.6	-	-	-	-	-	-	36.6	T		
50.6	54.4	35.1	31.4	-	-	-	50.6	M	648/649	EQUIPEMENT DU
35.7	54.2	63.4	37.6	-	-	-	38.8	F		FOYER
47.0	54.4	49.0	35.0	-	-	-	47.6	T		
42.4	40.3	37.2	59.3	-	-	-	44.4	M	653	LIVRES, JOURN.,
44.0	48.4	42.7	68.1	-	-	-	46.4	F		PAPIER,
43.3	44.2	38.8	61.8	-	-	-	45.3	T		EQ. BUREAU
41.6	36.2	47.1	31.7	21.6	-	-	39.8	M	654/655	AUTRES COMMERCE
44.9	52.7	38.2	20.2	18.5	-	-	41.8	F		DE DETAIL
42.7	43.3	44.9	29.2	20.3	-	-	40.5	T		
45.1	30.7	35.3	47.7	-	96.0	-	88.3	M	656	PRODUITS DIVERS
44.3	39.0	28.3	57.4	-	106.7	-	100.2	F		NON ALIMENT.
44.7	37.6	31.3	55.5	-	103.9	-	97.0	T		
50.1	54.2	50.7	40.9	28.0	90.2	-	58.8	M	64/653-	COMMERCE DE
48.1	50.9	47.9	56.6	29.0	104.2	-	75.3	F	656	DETAIL
49.3	52.7	49.4	50.3	28.7	100.3	-	67.7	T		

TAB. B3

BONUSES PERCENTAGE:  
MEAN (M) AND COEFFICIENT OF VARIATION (CV)  
ACCORDING TO ACTIVITY, SEX,  
QUALIFICATION AND TYPE OF EMPLOYMENT

M TYPE OF EMPLOYMENT: FULL-TIME										
ACTIVITY	NACE	SEX	QUALIFICATION							TOG. EMS.
			1A	1B	2	3	4	5	(*)	
AGRIC. PRIMARY PROD., LIVE-STOCK, TEXT.	611	M	16.9	17.9	17.0	15.9	17.3	17.7	-	17.3
FUELS, ORES, INDUSTRIAL CHEMICALS	612	F	17.0	18.3	17.0	15.9#	18.0	18.4	-	18.1
TIMBER, BUILDING MATERIALS	613	M	18.5	16.9	17.9	17.1	17.2	16.4	-	17.0
MACHINERY, EQUIPMENTS, VEHICLES	614	F	18.5	16.1#	18.6	17.7	17.9	18.5	-	18.0
FURNITURE, HSEHD. GOODS, HARDWARE	615	M	16.4	16.6	16.3	17.2	16.0	16.0	-	16.2
TEXTILES, CLOTHING, FOOTWR., LEATHERWARE	616	F	16.4	17.2	16.4	17.3	17.5	15.5	-	16.9
FOOD, DRINK, TOBACCO	617	M	17.4	16.7	17.4	15.8	16.9	17.5	-	16.3
TOBACCO PRODUCTS	617.6	F	17.7	18.0	17.5	17.4	17.7	17.0	-	17.5
PHARMACEUTICAL, MEDICAL GDS., CLEANING MAT.	618	M	17.4	20.7	17.6	16.2	17.2	17.3	-	17.1
PHARMACEUTICALS	618.1	F	17.2	20.5	17.9	15.7	16.6	16.9	-	16.7
OTHER WHOLESALE DISTRIBUTION	619	M	16.1	17.7	16.1	17.0	18.2	16.2	-	17.4
PAPER, BOOKS, STATIONERY, NEWSPAPERS	619.1/2	F	16.1	18.2#	16.4	17.8	19.0	17.3	-	18.3
WHOLESALE TRADE	61	M	17.6	17.8	17.4	17.2	18.6	16.7	-	17.8
FOOD, DRINK, TOBACCO	641/642	F	17.8	17.1	17.2	18.3	17.2	19.3	-	18.5
DISPENSING CHEMISTS	643	M	-	-	-	-	-	-	-	-
MEDICAL GOODS, COSMETICS, CLEANING MAT.	644	F	19.1#	-	21.1#	15.8	16.2	15.0	-	15.6
CLOTHING	645	M	16.0	16.3	16.9	16.0	16.3	15.3	-	16.0
FOOTWEAR, LEATHER GOODS	646	F	16.0	16.5#	17.6	17.4	17.7	16.9	-	17.4
FURN. FABRICS, HOUSEHOLD TEXTILES	647	M	16.1	16.3	17.0	16.4	17.0	16.0	-	16.5
HOUSEHOLD FITMENTS, APPLIANCES	648/649	F	-	-	-	14.8#	15.8#	13.0#	-	13.9
BOOKS, NEWSPR., STATIONERY, OFFICE SUPPS.	653	M	17.3	17.4	17.5	16.4	16.7	16.4	-	16.6
OTHER RETAIL DISTRIBUTION	654/655	F	18.8#	18.6	17.7	17.5	18.0	17.8	-	17.8
VARIOUS NON-FOOD PRODUCTS	656	M	17.3	16.0	16.5	16.2	17.7	15.8	-	16.8
RETAIL TRADE	64/653-656	F	18.0	15.9	12.9	14.8	19.3	16.1	-	16.7
		M	17.0	16.2	13.5	13.3#	19.5	18.3	-	17.1
		F	17.6#	19.0	13.2	14.1	19.4	17.2	-	16.9
		M	17.0	16.2	17.0	20.4	17.5	18.4	-	18.3
		F	-	17.4	17.0	18.1	18.1	17.1	-	17.8
		M	17.0	16.4	17.0	19.6	17.9	17.8	-	18.1
		F	-	16.7	18.5	17.7	18.5	18.0	-	18.3
		M	-	19.6#	19.7	18.6	19.7	17.3	-	19.1
		F	-	17.1	18.8	18.0	19.3	17.6	-	18.7
		M	17.6	17.5	16.6	16.6	16.0	15.5	-	16.1
		F	-	-	18.0#	17.8#	17.6	15.9	-	17.3
		M	17.6	17.5	16.8	17.2	17.1	15.8	-	16.8
		F	-	-	-	15.8	18.5	16.5	-	17.7
		M	-	-	-	21.2	17.9	22.0#	-	18.9
		F	-	-	-	17.3	18.2	18.2	-	18.2
		M	17.5	16.8	16.5	16.8	18.4	16.3	-	17.3
		F	-	-	17.9	17.6	17.2	15.8	-	16.8
		M	17.5	16.0	16.7	17.1	18.0	16.1	-	17.1
		F	17.8#	16.3	16.2	17.4	17.2	18.4	-	17.5
		M	16.9#	16.4	17.1	16.4	18.9	17.8	-	18.3
		F	18.0	16.4	16.3	17.1	18.1	18.1	-	17.8
		M	17.9	17.7	17.0	17.2	17.2	17.2	-	17.2
		F	15.0	15.0	15.9	17.6	18.1	18.5	-	18.1
		M	17.9	17.5	16.9	17.3	17.5	17.5	-	17.5
		F	16.2	10.9	12.5	14.7	13.2	17.6	-	14.4
		M	-	-	9.6	13.2	13.2	23.5	-	14.9
		F	15.9	11.0	12.1	14.0	13.2	20.8	-	14.8
		M	17.9	14.9	15.3	16.4	16.9	16.7	-	16.6
		F	-	15.9	14.5	15.8	15.9	19.0	-	16.6
		M	18.3	15.0	15.2	16.2	16.3	17.6	-	18.6



TAB.B3

POURCENTAGE DE PRIMES:  
MOYENNE (M) ET COEFFICIENT DE VARIATION (CV)  
SELON L ACTIVITE, LE SEXE,  
LA QUALIFICATION ET LE REGIME DE TRAVAIL

REGIME DE TRAVAIL: TEMPS PLEIN

CV

QUALIFICATION								SEXE	NACE	ACTIVITE
1A	1B	2	3	4	5	(°)	TOT. EMS.			
26.9	33.4	54.3	51.3	47.6	52.4	-	50.7	M	611	MAT. PREM. AGR., ANIMAUX, TEXTILES
26.8	38.3	22.0#	37.9#	57.3	65.4	-	61.6	F		
50.0	39.1	51.3	49.2	50.5	57.1	-	54.1	T	612	COMBUSTIBLES, MINERAIS, PR. CHIMIQUES
48.9	26.2#	42.8	38.6	44.2	42.8	-	43.0	F		
20.6	38.4	40.6	37.8	42.4	60.1	-	47.2	T	613	BOIS, MATERIAUX DE CONSTR.
18.4	13.6	42.5	38.4	43.7	48.9	-	44.2	M		
35.3	17.1	30.3	34.5	35.3	37.2	-	35.4	F	614	MACHINES, VEHICULES
37.8	31.8	18.0	25.8	39.8	47.1	-	40.1	T		
34.3	11.1	29.4	32.8	36.8	38.9	-	36.5	M	615	MEUBLES, ART. MENAGERS
34.8	30.8	44.1	40.6	39.9	41.3	-	40.6	F		
26.8	42.7	28.0	32.2	40.7	44.8	-	40.3	T	616	TEXTILE, HABILLEMENT, CHAUSSURES
26.9	42.2	42.6	38.7	40.3	42.4	-	40.6	M		
37.4	51.4#	33.2	41.4	39.3	40.1	-	39.9	F	617	PRODUITS ALIM., BOISSONS, TABAC
37.9	42.2	37.1	40.1	41.8	42.9	-	41.9	T		
34.9	49.9	48.3	35.9	48.4	42.1	-	45.7	M	617.6	PRODUITS DU TABAC
33.3	33.2#	41.6	37.3	46.3	51.2	-	46.8	F		
31.2	37.6	46.8	36.5	47.4	47.0	-	48.4	T	618	PR. PHARM., MEDICAUX, D'ENTRETIEN
30.6	34.3#	42.8	38.0	44.6	51.6	-	46.8	M	618.1	PRODUITS PHARM.
37.1	37.5	18.6	39.3	41.6	68.3	-	60.1	F		
41.3#	38.2	40.8	38.4	43.6	62.2	-	53.4	T	619	AUTRES COMMERCE DE GROS
37.4	50.7#	45.2	48.2	26.9	45.1	-	43.3	M	619.1/2	PAPIER, LIVRES, JOURNEAUX
45.4#	9.7	14.0	34.8	27.3	44.1	-	37.2	F	61	COMMERCE DE GROS
46.6#	49.0	44.5	44.1	27.5	44.7	-	40.7	T		
48.6#	45.3#	55.8#	25.2	40.0	40.0	-	40.1	M	641/642	PR. ALIMENTAIRES, BOISSONS, TABAC
24.7	33.3#	43.5#	33.8	21.8	31.7	-	28.9	F		
24.7	31.2	37.6	48.3	24.1	36.8	-	35.8	T	643	PHARMACIES
18.0	37.5	31.6	41.0	35.0	46.2	-	40.0	M		
18.0	37.5	36.8	39.1	46.4	48.9	-	46.1	F	644	ART. MEDICAUX, PRODUITS D'ENTRETIEN
31.2	38.2	44.6	22.1#	42.4	47.7	-	42.8	T		
30.9	33.2	33.8	35.9	43.4	59.8	-	50.2	M	645	ARTICLES D'HABILLEMENT
55.5#	37.9	43.3	39.6	43.0	52.2	-	46.3	F		
59.0#	40.9	32.8	49.7	48.8	63.6	-	53.5	T	646	CHAUSSURES, MAROQUINERIE
38.3	33.6#	32.8	34.2	45.4	61.3	-	50.8	M		
36.4	40.6	32.9	47.0	47.3	62.9	-	52.5	F	647	TISSUS D'AMEUBLEMENT
19.4	39.3	53.4	25.4	59.1	48.3	-	51.8	T		
20.2	47.7	49.7	59.7#	58.0	53.2	-	58.6	M	648/649	EQUIPEMENT DU FOYER
47.2	42.7	51.5	41.6	58.5	51.7	-	55.3	F		
42.3	21.1	44.8	43.0	39.1	44.6	-	42.1	T	653	LIVRES, JOURN., PAPIER, ED. BUREAU
53.4	24.5	28.1	37.5	41.4	54.4	-	44.0	M	654/655	AUTRES COMMERCE DE DETAIL
	21.8	42.8	41.8	40.5	48.8	-	42.9	F		
	43.5	37.8	39.3	50.0	61.7	-	52.5	T	656	PRODUITS DIVERS NON ALIM.
	29.2#	43.3	36.1	56.1	53.3	-	55.2	M		
	41.9	39.3	38.0	54.4	57.2	-	54.2	F	64/653-656	COMMERCE DE DETAIL
	19.4	35.8#	18.4	25.7	43.3	-	31.2	T		
	18.0	38.8#	57.2#	46.8	40.1	-	46.3	M		
		36.5	44.3	42.8	41.2	-	42.1	F		
			15.7	34.0	41.9	-	34.9	T		
			17.0	33.5	51.8#	-	39.1	M		
			21.4	33.8	48.8	-	36.8	F		
			30.0	52.4	54.5	-	50.8	T		
			31.8	38.0	39.8	-	37.8	M		
			30.7	48.5	51.3	-	47.6	F		
			40.0	42.1	49.8	-	44.4	T		
			31.2	44.7	53.4	-	48.4	M		
			38.1	43.8	51.1	-	45.3	F		
			37.6	38.2	43.6	-	38.8	T		
			35.2	36.9	50.6	-	40.8	M		
			37.1	37.8	46.1	-	40.2	F		
			54.8	89.2	94.2	-	87.4	T		
			73.7	94.9	87.7	-	87.9	M		
			64.3	93.4	91.8	-	94.5	F		
			42.7	58.0	66.1	-	58.4	T		
			51.5	70.1	74.3	-	71.1	M		
			45.9	64.9	70.5	-	64.8	F		

TAB.B3

BONUSES PERCENTAGE:  
 MEAN (M) AND COEFFICIENT OF VARIATION (CV)  
 ACCORDING TO ACTIVITY, SEX,  
 QUALIFICATION AND TYPE OF EMPLOYMENT  
 TYPE OF EMPLOYMENT: PART-TIME

ACTIVITY	MACE	SEX	QUALIFICATION							TOG. ENS.
			1A	1B	2	3	4	5	(°)	
AGRIC. PRIMARY	611	M	-	-	-	-	-	-	-	-
PROD. LIVE- STOCK, TEXT.		F	-	-	-	-	-	21.0	-	20.9
FUELS, ORES	612	T	-	-	-	-	-	21.3	-	21.1
INDUSTRIAL		M	-	-	-	17.0#	16.8#	-	-	16.7#
CHEMICALS		F	-	-	-	16.5#	-	-	-	18.8#
TIMBER, BUILDING	613	T	-	-	-	-	-	16.6#	-	18.9#
MATERIALS		M	-	-	-	-	-	-	-	14.0#
MACHINERY,		F	-	-	-	-	-	-	-	16.0#
EQUIPMENTS,	614	T	-	-	-	-	-	16.7#	-	-
VEHICLES		M	-	-	-	-	16.4#	-	-	19.2#
FURNITURE, HSEHD.		F	-	-	-	-	-	-	-	16.5#
GOODS,	615	T	-	-	-	-	-	19.7#	-	17.9#
HARDWARE		M	-	-	-	-	19.1#	16.2#	-	17.4#
TEXTILES, CLOTH-		F	-	-	-	-	-	15.7#	-	16.0#
ING, FOOTWR.	616	T	-	-	-	-	19.3#	17.5#	-	18.2
LEATHERWARE		M	-	-	-	-	18.7#	17.0#	-	17.6
FOOD, DRINK,		F	-	-	-	-	13.1#	15.5#	-	14.3
TOBACCO	617	T	-	-	-	-	18.4#	24.1	-	23.1
TOBACCO		M	-	-	-	20.1#	16.1	23.1	-	21.2
PRODUCTS	617.6	F	-	-	-	-	-	-	-	-
PHARMACEUTICAL,		T	-	-	-	-	-	-	-	-
MEDICAL GDS.,	618	M	-	-	-	-	15.8#	17.7	-	16.0#
CLEANING MAT.		F	-	-	-	-	15.3#	16.3	-	15.6#
PHARMACEUTICALS	618.1	T	-	-	-	-	-	19.3	-	15.6#
OTHER WHOLESALE		M	-	-	-	-	-	17.1#	-	15.2#
DISTRIBUTION	619	F	-	-	-	-	17.9#	16.2#	-	22.9#
PAPER, BOOKS,		T	-	-	-	-	17.5#	20.9#	-	18.2
STATIONERY,	619.1/2	M	-	-	-	-	-	-	-	-
NEWSPAPERS		F	-	-	-	-	-	-	-	-
WHOLESALE TRADE	61	T	-	-	-	-	-	-	-	-
FOOD, DRINK,		M	-	14.8#	18.4#	-	15.0	16.6	-	16.0
TOBACCO	641/642	F	-	-	-	18.4#	19.4	21.2	-	20.5
DISPENSING		T	-	14.2#	17.6#	17.7#	17.8	20.4	-	19.4
CHEMISTS	643	M	-	-	-	-	20.1#	15.9#	-	17.3#
MEDICAL GOODS,		F	-	-	-	-	33.3	23.4	-	28.2
COSMETICS,	644	T	-	-	-	-	30.7	21.5	-	25.6
CLEANING MAT.		M	-	-	-	-	-	-	-	17.7#
CLOTHING	645	F	-	-	-	-	-	-	-	19.5#
FOOTWEAR,		T	-	-	-	-	-	15.9	-	14.7
LEATHER GOODS	646	M	-	-	-	-	-	16.1#	-	15.5
FURN. FABRICS,		F	-	-	-	-	20.3#	16.0#	-	16.7#
HOUSEHOLD		T	-	-	-	-	19.9#	16.1	-	18.4
TEXTILES	647	M	-	-	-	-	17.2	16.7#	-	18.0
HOUSEHOLD		F	-	-	-	-	16.8	16.3#	-	13.1#
FITMENTS,	648/649	T	-	-	-	-	-	-	-	17.1
APPLIANCES		M	-	-	-	-	-	-	-	16.7
BOOKS, NEWSPRS.,		F	-	-	-	-	18.4#	12.8#	-	16.5
STATIONERY,		T	-	-	-	-	19.0#	-	-	17.0#
OFFICE SUPPS.	653	M	-	-	-	-	18.6#	13.9#	-	16.8
OTHER RETAIL		F	-	-	-	-	16.2#	-	-	16.5#
DISTRIBUTION	654/655	T	-	-	-	-	15.7#	-	-	16.2#
VARIOUS NON-FOOD		M	-	-	-	-	17.6#	17.8#	-	17.4#
PRODUCTS	656	F	-	-	-	-	18.7#	-	-	17.0#
RETAIL TRADE	64/653- 656	T	-	-	15.2	16.2#	17.1	32.9#	-	29.9#
		M	-	-	-	16.5#	17.1	26.5	-	19.0
		F	-	-	-	16.4#	18.0#	27.3	-	19.3
		T	-	-	17.0#	16.4#	18.3	20.3	-	19.5
		M	-	-	-	-	18.3	23.2	-	19.6
		F	-	-	-	-	18.3	22.6	-	18.6

TAB.B3

POURCENTAGE DE PRIMES:  
MOYENNE (M) ET COEFFICIENT DE VARIATION (CV)  
SELON L'ACTIVITE, LE SEXE,  
LA QUALIFICATION ET LE REGIME DE TRAVAIL  
REGIME DE TRAVAIL: TEMPS PARTIEL

CV

QUALIFICATION								SEX E	MACE	ACTIVITE
1A	1B	2	3	4	5	(°)	TOT. ENS.			
-	-	-	-	-	61.5	-	59.3	M	611	MAT. PREM. AGR.,
-	-	-	-	-	65.0	-	62.8	F		ANIMAUX,
-	-	-	-	26.5#	-	-	45.4#	T	612	TEXTILES
-	-	-	28.9#	-	-	-	73.9#	M		COMBUSTIBLES,
-	-	-	31.6#	-	65.9#	-	68.9#	F		MINERAIS,
-	-	-	-	-	-	-	36.8#	T	613	PR. CHIMIQUES
-	-	-	-	-	-	-	-	M		BOIS, MATERIAUX
-	-	-	-	-	-	-	64.6#	F		DE CONSTR.
-	-	-	-	-	21.7#	-	-	T	614	MACHINES,
-	-	-	-	20.7#	-	-	-	M		VEHICULES
-	-	-	-	-	-	-	69.2#	F		
-	-	-	-	-	-	-	36.7#	M	615	MEUBLES,
-	-	-	-	36.1#	-	-	44.7#	F		ART. MENAGERS
-	-	-	-	31.4#	52.3#	-	42.4#	T		QUINCAILLERIE
-	-	-	-	-	51.3#	-	60.0#	M	616	TEXTILE
-	-	-	-	55.4#	79.6#	-	69.3	F		HABILLEMENT,
-	-	-	-	61.2#	74.8#	-	67.6	T		CHAUSSURES
-	-	-	-	45.5#	77.6#	-	61.7	M	617	PRODUITS ALIM.,
-	-	-	-	48.3#	70.8	-	67.9	F		BOISSONS,
-	-	-	33.2#	50.9	72.7	-	70.4	T		TABAC
-	-	-	-	-	-	-	-	M	617.6	PRODUITS DU
-	-	-	-	-	-	-	-	F		TABAC
-	-	-	-	-	-	-	-	T		
-	-	-	-	37.4#	30.6	-	59.0#	M	618	PR. PHARM.,
-	-	-	-	39.1#	37.9	-	58.6#	F		MEDICAUX,
-	-	-	-	-	-	-	-	T		D'ENTRETIEN
-	-	-	-	-	18.6	-	40.6#	M	618.1	PRODUITS
-	-	-	-	-	34.4#	-	45.3#	F		PHARM.
-	-	-	-	-	-	-	60.0#	T		
-	-	-	-	43.7#	37.2#	-	40.8	M	619	AUTRES COMMERCES
-	-	-	-	44.0#	58.5#	-	54.8	F		DE GROS
-	-	-	-	-	-	-	-	T		
-	-	-	-	-	-	-	-	M	619.1/2	PAPIER, LIVRES,
-	-	-	-	-	-	-	-	F		JOURNEAUX
-	-	-	-	-	-	-	-	T		
-	35.7#	32.2#	-	50.7	70.6	-	61.5	M	61	COMMERCE DE GROS
-	-	-	60.4#	54.7	71.3	-	67.8	F		
-	38.4#	42.6#	60.6#	55.3	72.0	-	67.9	T		
-	-	-	-	75.5#	90.9#	-	82.1#	M	641/642	PR. ALIMENTAIRES,
-	-	-	-	79.8	82.4	-	83.9	F		BOISSONS,
-	-	-	-	82.4	85.7	-	87.0	T		TABAC
-	-	-	-	-	-	-	-	M	643	PHARMACIES
-	-	-	-	-	-	-	66.8#	F		
-	-	-	-	-	-	-	85.4#	T		
-	-	-	-	-	-	-	45.7	M	644	ART. MEDICAUX,
-	-	-	-	-	29.3	-	38.1	F		PRODUITS
-	-	-	-	-	40.0#	-	44.5#	T		D'ENTRETIEN
-	-	-	-	66.5#	54.6#	-	64.7	M	645	ARTICLES
-	-	-	-	66.2#	49.9	-	60.7	F		D'HABILLEMENT
-	-	-	-	-	-	-	36.5#	T	646	CHAUSSURES,
-	-	-	-	46.2	41.5#	-	44.6	M		MAROQUINERIE
-	-	-	-	46.4	41.7#	-	44.9	F		
-	-	-	-	-	-	-	-	T		
-	-	-	-	-	-	-	-	M	647	TISSUS
-	-	-	-	-	-	-	-	F		D'AMEUBLEMENT
-	-	-	-	30.5#	34.0#	-	35.0	T	648/649	EQUIPEMENT DU
-	-	-	-	49.1#	-	-	57.0#	M		FOYER
-	-	-	-	39.8#	51.6#	-	48.1	F		
-	-	-	-	-	-	-	-	T		
-	-	-	-	28.9#	-	-	45.4#	M	653	LIVRES, JOURN.,
-	-	-	-	29.1#	-	-	44.4#	F		PAPIER,
-	-	-	-	45.8#	24.7#	-	37.3#	T		EQ. BUREAU
-	-	-	-	66.7#	-	-	66.6#	M	654/655	AUTRES COMMERCES
-	-	-	-	60.6#	50.3#	-	56.7	F		DE DETAIL
-	-	-	-	-	70.5#	-	78.9#	T		
-	-	-	-	109.3	83.6	-	104.2	M	656	PRODUITS DIVERS
-	-	-	-	109.3	82.1	-	103.4	F		NON ALIMENT.
-	19.8	23.8#	23.8#	65.5#	82.9	-	75.0	T		
-	-	-	79.7#	104.1	84.9	-	98.2	M	64/653-	COMMERCE DE
-	-	-	71.7#	101.5	84.8	-	95.8	F	656	DETAIL
-	-	-	-	-	-	-	-	T		

TAB.B3

BONUSES PERCENTAGE:  
MEAN (M) AND COEFFICIENT OF VARIATION (CV)  
ACCORDING TO ACTIVITY, SEX,  
QUALIFICATION AND TYPE OF EMPLOYMENT  
M ALL TYPES OF EMPLOYMENT

ACTIVITY	NACE	SEX	QUALIFICATION							TOG. ENS.
			1A	1B	2	3	4	5	(*)	
AGRIC. PRIMARY	611	M	16.9	17.9	17.0	15.9	17.3	17.7	-	17.4
PROD., LIVE- STOCK, TEXT.		F	-	-	17.0#	15.9	18.0	18.6	-	18.3
FUELS, DRES.	612	M	17.0	18.3	17.0	15.9	17.5	18.0	-	17.6
INDUSTRIAL CHEMICALS		F	18.4	16.9	17.9	17.1	17.2	16.4	-	17.0
TIMBER, BUILDING MATERIALS	613	M	18.4	15.7#	18.9	17.7	18.1	18.4	-	18.1
		F	16.4	16.8	18.0	17.3	17.4	16.9	-	17.3
		T	16.4	16.6	16.3	17.1	16.0	15.9	-	18.1
		F	-	-	18.1	17.9	17.7	15.1	-	18.9
MACHINERY, EQUIPMENTS, VEHICLES	614	M	16.4	17.2	16.4	17.3	16.4	15.8	-	16.3
FURNITURE, HSEHD. GOODS		F	17.4	16.7	17.4	15.9	16.9	17.5	-	18.9
HARDWARE	615	M	17.7	18.0	17.1	17.4	17.7	17.2	-	17.5
TEXTILES, CLOTH- ING, FOOTWR.		F	17.4	16.8	17.3	16.2	17.2	17.4	-	17.1
LEATHERWARE	616	M	17.4	20.7	17.6	15.7	16.6	16.8	-	16.7
FOOD, DRINK, TOBACCO		F	17.2	20.5	17.9	16.1	17.5	16.8	-	17.2
		T	16.1	17.6	16.1	17.0	18.2	16.2	-	17.3
		F	-	18.2#	16.4	17.8	19.0	17.3	-	18.3
		T	16.1	17.7	16.1	17.3	18.6	16.7	-	17.8
		M	17.7	17.1	17.3	16.7	15.9	15.6	-	15.9
		F	-	-	17.0	18.7	17.2	19.8	-	18.8
		T	17.9	17.1	17.3	17.1	16.4	17.4	-	17.0
TOBACCO PRODUCTS	617.6	M	-	-	-	-	-	-	-	-
		F	-	-	-	-	-	-	-	-
		T	-	-	-	-	-	-	-	-
PHARMACEUTICAL, MEDICAL GDS., CLEANING MAT.	618	M	17.3	18.1#	23.4	16.0	15.6	15.1	-	15.9
PHARMACEUTICALS	618.1	F	16.7	17.4	17.4	16.7	17.1	16.2	-	16.6
		T	17.4	18.0	22.5	16.3	16.4	15.6	-	16.2
		M	19.6#	-	22.9#	14.9#	15.5	14.7	-	15.3
		F	-	-	-	15.5#	17.0	15.5	-	16.0
		T	19.7#	-	21.3#	15.1	16.2	15.0	-	15.6
OTHER WHOLESALE DISTRIBUTION	619	M	16.0	16.4	16.9	16.0	16.3	15.5	-	16.1
PAPER, BOOKS, STATIONERY, NEWSPAPERS	619.1/2	F	-	16.5#	17.8	17.3	16.9	16.9	-	17.4
WHOLESALE TRADE		T	16.1	16.4	17.1	16.4	17.0	16.1	-	16.6
		M	-	-	-	14.8#	15.8#	13.7#	-	14.4
		F	-	-	-	15.9#	18.9#	15.4	-	16.6
		T	-	-	-	17.9#	17.9#	14.5	-	15.5
		M	17.3	17.4	17.5	16.4	16.7	16.4	-	16.6
		F	18.8#	18.4	17.6	17.5	18.0	18.1	-	18.0
		T	17.4	17.5	17.6	16.7	17.2	17.0	-	17.1
FOOD, DRINK, TOBACCO	641/642	M	17.2	16.0	16.5	16.1	17.7	15.8	-	16.8
		F	-	14.3#	15.1	16.2	19.2	17.8	-	18.6
		T	18.0	15.8	16.4	16.2	18.4	16.6	-	17.5
DISPENSING CHEMISTS	643	M	15.6#	20.9	12.9	14.8	19.6	15.9	-	16.9
		F	-	18.4	13.9	13.8#	19.3	17.9	-	17.2
		T	17.6#	19.8	13.4	14.3	19.4	17.0	-	17.0
MEDICAL GOODS, COSMETICS, CLEANING MAT.	644	M	17.0	16.2	17.0	20.4	17.5	18.3	-	18.2
CLOTHING	645	F	-	17.4	17.0	18.1	18.1	17.1	-	17.8
		T	17.0	16.4	17.0	19.6	17.8	17.8	-	18.0
		M	-	16.7	18.5	17.7	18.5	17.9	-	18.2
		F	-	19.6#	19.6	18.7	19.8	17.2	-	19.0
		T	-	17.1	18.8	18.1	19.3	17.5	-	18.7
FOOTWEAR, LEATHER GOODS	646	M	17.6	17.5	16.6	16.6	15.9	15.5	-	16.1
		F	-	-	18.0#	17.8#	17.6	16.0	-	17.3
		T	17.6	17.5	16.8	17.3	17.1	15.8	-	16.8
FURN. FABRICS, HOUSEHOLD TEXTILES	647	M	-	-	-	15.8	18.5	16.6	-	17.7
		F	-	-	-	20.8	17.9	21.4#	-	18.8
		T	-	-	19.8	17.2	18.2	18.1	-	18.1
HOUSEHOLD FITMENTS, APPLIANCES	648/649	M	17.5	16.8	15.5	16.8	18.4	16.2	-	17.3
BOOKS, NEWSPRS., STATIONERY, OFFICE SUPPS.	653	F	-	-	18.2	17.6	17.2	15.7	-	16.8
OTHER RETAIL DISTRIBUTION	654/655	M	17.7#	16.8	16.7	17.0	18.0	16.1	-	17.1
		F	17.8#	16.3	16.1	17.4	17.2	18.4	-	17.5
		T	16.9#	16.4	17.1	16.4	18.9	17.7	-	18.3
		M	18.0	17.7	17.0	17.2	17.2	17.2	-	17.2
		F	-	15.0	15.9	17.5	18.1	18.3	-	18.1
		T	17.9	17.4	16.9	17.3	17.5	17.5	-	17.5
VARIOUS NON-FOOD PRODUCTS	656	M	16.2	10.9	12.5	14.7	13.2	18.1	-	14.6
		F	-	-	9.6	13.2	13.8	24.0	-	15.5
		T	15.9	11.0	12.1	14.0	13.6	21.5	-	15.2
RETAIL TRADE	64/653- 656	M	17.9	15.0	15.3	16.4	16.9	16.8	-	16.7
		F	-	16.3	14.7	15.8	16.1	19.5	-	16.9
		T	18.4	15.1	15.2	16.2	16.4	17.8	-	16.8

TAB.B3

POURCENTAGE DE PRIMES:  
MOYENNE (M) ET COEFFICIENT DE VARIATION (CV)  
SELON L'ACTIVITE, LE SEXE,  
LA QUALIFICATION ET LE REGIME DE TRAVAIL  
ENS. DES REGIMES DE TRAVAIL

CV

QUALIFICATION								SEXE	NACE	ACTIVITE
1A	1B	2	3	4	5	(°)	TOT. ENS.			
26.9	33.4	54.3	51.3	47.6	52.8	-	50.9	M	611	MAT. PREM. AGR.,
		22.0#	38.1	56.7	65.1	-	61.6	F		ANIMAUX,
26.8	38.3	51.3	49.2	50.4	57.6	-	54.4	T		TEXTILES
50.4	39.2	42.7	38.7	44.1	43.0	-	43.0	M	612	COMBUSTIBLES,
	28.9#	41.0	37.6	44.6	60.6	-	48.3	F		MINERAIS,
50.3	38.6	42.5	38.4	44.3	49.2	-	44.6	T		PR. CHIMIQUES
20.6	14.1	30.3	34.5	35.3	37.3	-	35.4	M	613	BOIS, MATERIAUX
		18.0	31.9	41.3	48.9	-	42.1	F		DE CONSTR.
19.4	17.5	29.4	33.9	37.4	39.3	-	37.1	T		
35.3	31.8	44.1	40.9	40.0	41.2	-	40.7	M	614	MACHINES,
	11.1	31.2	32.5	40.6	48.6	-	41.5	F		VEHICULES
37.8	30.8	42.8	38.9	40.3	43.7	-	41.0	T		
34.3	42.7	33.2	41.3	39.2	40.1	-	38.9	M	615	MEUBLES,
		50.7#	35.4	43.3	49.4	-	45.3	F		ART. MENAGERS
34.8	42.2	37.0	40.0	41.7	43.0	-	42.0	T		QUINCAILLERIE
26.9	49.9	48.3	35.8	48.6	42.2	-	45.8	M	616	TEXTILE,
	33.2#	41.6	37.3	46.4	53.0	-	47.6	F		HABILLEMENT,
26.9	48.1	46.8	36.4	47.5	48.2	-	46.8	T		CHAUSSURES
37.4	26.1	42.4	38.1	44.7	52.0	-	47.0	M	617	PRODUITS ALIM.,
		20.3	38.0	41.9	69.3	-	61.6	F		BOISSONS,
38.4	25.7	40.6	38.4	43.8	63.9	-	54.9	T		TABAC
						-		M	617.6	PRODUITS DU
						-		F		TABAC
						-		T		
35.6	50.6#	45.0	48.8	27.0	45.2	-	43.4	M	618	PR. PHARM.,
	9.7	14.0	51.5	27.7	43.6	-	38.4	F		MEDICAUX,
34.2	48.9	44.4	49.9	27.7	44.6	-	41.2	T		D'ENTRETIEN
34.3#		44.6#	56.5#	25.3	40.2	-	40.3	M	618.1	PRODUITS
			41.7#	22.7	31.5	-	29.7	F		PHARM.
33.2#		43.1#	50.5	24.5	36.8	-	36.1	T		
31.2	37.4	37.6	41.0	35.0	47.9	-	40.6	M	619	AUTRES COMMERCE
	34.3#	31.5	39.3	46.3	48.6	-	46.0	F		DE GROS
30.6	37.3	36.8	40.7	41.3	48.4	-	43.1	T		
			27.5#	32.2#	51.5#	-	45.6	M	619.1/2	PAPIER, LIVRES,
				60.8#	26.5	-	44.5	F		JOURNEAUX
				55.8#	40.7	-	45.6	T		
37.2	38.2	44.5	40.8	42.5	46.8	-	43.9	M	61	COMMERCE DE GROS
42.2#	33.8	34.4	37.6	43.7	61.2	-	51.5	F		
37.5	37.9	43.3	40.0	43.1	53.4	-	47.0	T		
45.3	40.6	32.7	49.8	49.2	64.2	-	54.0	M	641/642	PR. ALIMENTAIRES,
	33.6#	32.8	36.4	54.9	65.7	-	58.2	F		BOISSONS,
46.0	40.3	32.8	47.3	52.3	65.3	-	56.2	T		TABAC
46.6#	48.2	52.9	25.4	63.1	49.3	-	55.5	M	643	PHARMACIES
	50.3	51.9	63.9#	58.2	55.3	-	58.2	F		
48.6#	49.5	52.5	44.8	60.5	53.4	-	57.4	T		
24.7	21.1	44.8	43.0	39.0	44.4	-	42.0	M	644	ART. MEDICAUX,
	24.5	28.1	37.3	41.7	54.1	-	44.1	F		PRODUITS
24.7	21.8	42.8	41.8	40.6	48.7	-	42.9	T		D'ENTRETIEN
	43.5	37.5	39.0	50.2	61.0	-	52.3	M	645	ARTICLES
	29.2#	42.7	38.9	56.5	53.4	-	55.6	F		D'HABILLEMENT
	41.9	38.9	39.1	54.7	56.9	-	54.4	T		
18.0	19.4	35.8	18.4	26.0	43.3	-	31.3	M	646	CHAUSSURES,
		38.8#	56.3#	46.8	40.2	-	46.2	F		MARQUINERIE
18.0	19.0	36.5	43.9	42.9	41.2	-	42.3	T		
			15.7	34.0	41.4	-	34.7	M	647	TISSUS
			17.9	33.4	50.6#	-	38.6	F		D'AMEUBLEMENT
		20.3	21.2	33.8	47.6	-	36.6	T		
31.2	28.3	22.2	30.0	52.1	54.4	-	50.6	M	648/649	EQUIPEMENT DU
		19.0	31.7	38.5	40.8	-	38.8	F		FOYER
36.0#	27.8	22.0	30.7	48.3	51.4	-	47.6	T		
55.5#	23.6	35.4	39.8	42.1	49.8	-	44.4	M	653	LIVRES, JOURN.,
		29.4	31.0	44.5	53.6	-	46.4	F		PAPIER,
59.0#	24.1	34.3	37.9	43.7	51.3	-	45.3	T		EQ. BUREAU
38.3	40.8	39.0	37.5	38.3	43.4	-	39.8	M	654/655	AUTRES COMMERCE
	19.8	29.1	35.1	38.3	51.3	-	41.8	F		DE DETAIL
36.4	40.1	38.3	37.0	38.4	46.2	-	40.5	T		
19.4	48.8	47.6	54.8	89.7	94.2	-	88.3	M	656	PRODUITS DIVERS
		70.1	74.3	99.5	87.1	-	100.2	F		NON ALIMENT.
20.2	50.1	51.1	64.8	97.5	91.0	-	97.0	T		
47.2	43.6	40.5	42.7	58.2	66.7	-	58.8	M	64/653-	COMMERCE DE
	44.6	51.6	52.4	75.5	76.3	-	75.3	F	656	DETAIL
54.6	43.8	42.4	46.3	68.6	72.2	-	67.7	T		



**Series**  
**Série C**

TAB.C1

GROSS MONTHLY PAY(CORRECTED) OF  
 FULL-TIME EMPLOYEES :  
 MEAN(M) AND COEFFICIENT OF VARIATION  
 (CV) ACCORDING TO ACTIVITY,SEX AND  
 QUALIFICATION

ACTIVITY	NACE	SEX	QUALIFICATION							T06. EMS.
			1A	1B	2	3	4	5	(°)	
AGRIC. PRIMARY PROD., LIVE- STOCK, TEXT.	611	M	847818	480824	459635	404189	303035	240273	-	309004
FUELS	612	M	846638	478346	464912#	317576	252643	192940	-	228838
INDUSTRIAL CHEMICALS	613	M	771094	566558	452300	389798	290482	225838	-	268575
TIMBER, BUILDING MATERIALS	614	M	772069	585187#	405079	375658	284909	236684	-	323474
MACHINERY, EQUIPMENTS, VEHICLES	615	M	661197#	567848	446171	368617	264507	212562	-	277289
FURNITURE, HSEHD. GOODS	616	M	650484	535435	427755	322082	245505	207123	-	312170
HARDWARE	617	M	749329	514662	346604#	289462	218795	181863	-	261365
TEXTILES, CLOTH- ING, FOOTWR., LEATHERWARE	618	M	745674	420181	420181	314928	238828	203070	-	223988
FOOD, DRINK, TOBACCO	619	M	673635	559004	465309	367343	288887	238029	-	334901
TOBACCO PRODUCTS	617.6	M	667710	553663	422594	332968	249775	201605	-	259889
PHARMACEUTICAL, MEDICAL GDS., CLEANING MAT.	618	M	745661	465268	460513	359480	275475	227514	-	314076
PHARMACEUTICALS	618.1	M	666889	49386#	423351	336739	262593	211596	-	276899
OTHER WHOLESALE DISTRIBUTION	619	M	681681	493716	386233	284543	230634	187070	-	225934
PAPER, BOOKS, STATIONERY, NEWSPAPERS	619.1/2	M	642850	446587	422294	340083	250577	200653	-	262577
WHOLESALE TRADE	61	M	630799	447823	410713	327317	234590	195426	-	220751
FOOD, DRINK, TOBACCO	641/642	M	569737#	418938#	453280	339162	244693	197654	-	262684
DISPENSING CHEMISTS	643	M	557556#	425645#	418450	321151	227927	193312	-	223796
MEDICAL GOODS, COSMETICS, CLEANING.MAT.	644	M	727132	582511	453907	369193	282564	220142	-	320429
CLOTHING	645	M	719215	495925	420313	322593	239788	185613	-	236793
FOOTWEAR, LEATHER GOODS	646	M	736767	534583	439916	357047	263566	206722	-	290634
FURN. FABRICS, HOUSEHOLD TEXTILES	647	M	646497#	489915	397936	282140#	220788#	197033	-	221365
HOUSEHOLD FITMENTS, APPLIANCES	648/649	M	732809	531474	434490	345001	254452	209766	-	186014
BOOKS, NEWSPRS., STATIONERY, OFFICE SUPPS.	653	M	523100	514803	400429	317591	260194	198135	-	204003
OTHER RETAIL DISTRIBUTION	654/655	M	518551	497592	417027	284939	228370	201021	-	214867
VARIOUS NON-FOOD PRODUCTS	656	M	577383	475911	435880	303531	273011	220083	-	242009
RETAIL TRADE	64/653- 656	M	575146	477337	417027	284939	228370	201021	-	285073
		F	837588	633489	478283	382203	274341	225914	-	335995
		T	-	512529	412443	329785	237055	186331	-	247489
		M	837588	616994	469173	363564	253722	210663	-	298373
		F	646185#	466063	392351	311230	242557	204606	-	259360
		T	-	393324#	346967	286792	212247	184811	-	212146
		M	606145#	456154	382176	301303	223193	193446	-	232125
		F	-	554036#	447086	272245	215661	175956	-	264225
		T	-	-	383158	248892	200705	170408	-	199652
		M	-	537380#	439369	260883	205434	172295	-	224462
		F	-	-	-	334712	254949	211890	-	261931
		T	-	-	-	345936	210327	202388	-	219900
		M	-	-	456685	337705	235052	209214	-	246109
		F	527003#	359242	363879	290879	226969	189123	-	231607
		T	-	-	377190	279724	207046	179649	-	208620
		M	525660#	357546	365441	287159	220205	186779	-	224967
		F	758659	523188	424323	334660	274984	218695	-	298089
		T	-	-	406524	316754	223853	187315	-	229824
		M	757873	521504	420914	329765	249024	206744	-	270247
		F	694698	548718	452938	350621	266503	228551	-	296475
		T	-	524102#	385223	317729	234094	199499	-	240404
		M	708662	546433	446684	344014	255043	220277	-	280124
		F	664990	626834	520791	397380	300528	247735	-	337779
		T	-	547380#	488189	360832	263507	214295	-	265872
		M	641430	622732	517082	380228	275266	231833	-	295827
		F	581256	510604	439813	331465	256089	205009	-	270696
		T	531064#	447652	397449	308391	234251	190014	-	232387
		M	577912	505180	433752	323570	244775	199429	-	254080



TAB.C1

REMUNERATION MENSUELLE BRUTE  
CORRIGEE DES SALAIRES A PLEIN TEMPS:  
MOYENNE(M) ET COEFFICIENT DE  
VARIATION(CV) SELON L ACTIVITE,  
LE SEXE ET LA QUALIFICATION

CV

QUALIFICATION								SEXE	NACE	ACTIVITE
1A	1B	2	3	4	5	(°)	T06. EMS.			
30.1	21.9	24.0	26.1	27.5	26.3	-	42.5	M	611	MAT. PREM. AGR.,
30.4	21.9	23.1#	22.8	23.9	25.1	-	36.3	F		ANIMAUX,
35.8	30.9	23.9	27.2	27.9	27.8	-	43.6	T	612	TEXTILES
32.4#	32.7#	25.3	24.9	25.9	27.1	-	43.8	M		COMBUSTIBLES,
35.8	31.0	27.5	22.0	23.4	22.2	-	33.3	F		MINERAIS,
32.4#	30.5	25.8	24.3	25.5	26.6	-	42.7	T	613	PR. CHIMIQUES
31.7	31.9	22.0	24.9	24.4	22.0	-	41.3	M		BOIS, MATERIAUX
27.0	28.6	23.7#	22.8	20.8	15.4	-	30.6	F		DE CONSTR.
27.2	26.9#	22.9	24.9	24.2	21.8	-	40.3	T	614	MACHINES,
39.1	30.6	22.4	25.1	26.3	27.3	-	41.7	M		VEHICULES
38.9	30.9	23.0	20.2	19.8	16.8	-	31.9	F	615	MEUBLES,
27.4	39.9	22.2	26.9	22.4	17.6	-	20.6	T		ART. MENAGERS
27.4	36.9#	26.0	26.8	26.4	29.8	-	41.7	M	616	QUINCAILLERIE
38.4	33.2	28.2	24.3	27.7	27.0	-	42.5	F		TEXTILE,
40.0	33.2	27.2	20.1	19.3	18.8	-	27.2	T	617	HABILLEMENT,
		29.0	23.7	24.6	24.1	-	38.8	M		CHAUSSURES
		33.6	28.9	27.7	27.0	-	39.3	F		PRODUITS ALIM.,
		30.8	25.9	23.2	22.0	-	30.5	T	617.6	BOISSONS,
		33.3	28.9	27.4	26.5	-	38.8	M		TABAC
						-		F		PRODUITS DU
						-		T		TABAC
33.2	31.8	25.2	25.5	24.5	20.2	-	41.5	M	618	PR. PHARM.,
33.7	32.3	26.0	21.4	19.1	17.0	-	26.2	F		MEDICAUX,
29.1#	23.6#	26.2	25.4	23.5	19.2	-	38.4	T	618.1	D ENTRETIEN
29.9#	24.8#	25.1	22.8	23.5	19.2	-	37.5	M		PRODUITS
36.9	27.7	16.8	15.1	16.2	16.2	-	22.4	F		PHARM.
37.1	27.9	28.0	23.1	22.4	18.4	-	34.5	T	619	AUTRES COMMERCE
		25.1	24.2	26.1	23.9	-	45.5	M		DE GROS
		28.3	22.2	22.5	19.7	-	33.0	F		
		25.1	24.5	26.2	24.1	-	45.4	T	619.1/2	PAPIER, LIVRES,
			20.0#	27.0#	15.3	-	31.8	M		JOURNEAUX
					17.9	-	21.6	F		
					16.7	-	28.5	T	61	COMMERCE DE GROS
33.8	31.2	25.9	26.8	27.9	27.2	-	44.0	M		
37.3#	33.7	27.2	23.8	23.0	20.9	-	32.9	F		
34.0	31.5	26.3	26.7	27.5	26.6	-	43.3	T	641/642	PR. ALIMENTAIRES,
41.0	37.8	25.4	33.0	26.4	27.9	-	38.3	M		BOISSONS,
40.9	25.9#	30.0	32.1	23.0	24.3	-	27.0	F		TABAC
33.5	39.7	26.3	34.2	26.1	27.0	-	36.6	T	643	PHARMACIES
30.9	18.7	21.2	23.0	20.8	18.4	-	35.8	M		
29.1	21.1	21.3	29.9	26.6	27.2	-	46.8	F		
	19.7	21.7	26.7	29.6	24.5	-	42.2	T	644	ART. MEDICAUX,
	23.5	23.9	21.3	25.6	25.9	-	47.0	M		PRODUITS
	31.1	19.6	25.9	23.7	21.3	-	34.3	F		D ENTRETIEN
29.1	25.3	24.0	23.8	25.8	26.4	-	46.6	T	645	ARTICLES
38.9#	29.7	27.9	26.3	24.3	22.1	-	39.0	M		D HABILLEMENT
	27.7#	27.1	27.4	20.6	19.0	-	26.2	F		
42.0#	30.1	28.2	27.1	23.3	21.2	-	35.1	T	646	CHAUSSURES,
	43.9#	24.3	28.6	23.3	20.0	-	49.0	M		MAROQUINERIE
		25.4	25.4	19.8	15.7	-	25.0	F		
		46.2#	24.9	27.6	17.4	-	42.2	T	647	TISSUS
				20.9	24.3	-	31.7	M		D AMEUBLEMENT
				10.1	17.6	-	24.8	F		
		20.6	18.5	24.2	23.4	-	31.0	T	648/649	EQUIPEMENT DU
47.1#	41.5	29.1	26.3	22.8	24.3	-	39.8	M		FOYER
		24.1	20.9	18.9	18.0	-	26.0	F		
47.1#	41.5	28.5	24.8	22.1	23.1	-	37.2	T	653	LIVRES, JOURN.,
33.6	35.6	29.0	28.9	27.8	28.0	-	45.9	M		PAPIER,
		27.2	23.4	23.8	20.0	-	34.6	F		EQ. BUREAU
33.8	35.0	28.8	27.7	28.3	26.9	-	45.0	T	654/655	AUTRES COMMERCE
34.2	29.6	26.0	27.9	26.4	26.9	-	40.8	M		DE DETAIL
	36.8#	21.6	20.9	22.0	22.2	-	32.9	F		
33.1	30.3	26.2	27.1	25.9	26.6	-	40.5	T	656	PRODUITS DIVERS
29.3	23.4	20.3	23.4	23.1	23.0	-	38.3	M		NON ALIMENT.
	26.1#	22.0	20.5	22.3	21.8	-	27.1	F		
32.0	23.7	20.6	20.1	23.5	23.7	-	35.9	T	64/653-	COMMERCE DE
44.4	37.1	27.9	28.7	26.7	27.1	-	42.7	M	656	DETAIL
44.2#	34.9	27.7	26.8	24.3	22.2	-	30.2	F		
44.4	37.1	28.1	28.3	26.0	25.8	-	39.4	T		

TAB.C2

INDEX OF MEAN GROSS MONTHLY PAY (CORRECTED) OF FULL-TIME EMPLOYEES ACCORDING TO ACTIVITY, SEX AND QUALIFICATION

( PAY OF ALL FULL-TIME EES. = 100 )

INDICE DE LA REMUNERATION MENSUELLE BRUTE CORRIGEE MOYENNE DES SALARIES A TEMPS PLEIN SELON L'ACTIVITE, LE SEXE ET LA QUALIFICATION

( REM. DE L'ENS. DES SAL. A TEMPS PLEIN = 100 )

ACTIVITY	NACE	SEX	QUALIFICATION							TOB. EMS.
			1A	1B	2	3	4	5	(*)	
AGRIC. PRIMARY PROD., LIVE-STOCK, TEXT.	611	M	274.4	155.6	148.7	130.8	98.1	77.8	-	100.0
		F	293.4	166.1	203.2#	138.8	110.4	84.3	-	100.0
FUELS, ORES, INDUSTRIAL CHEMICALS	612	M	238.4	175.1	139.8	116.1	88.1	73.2	-	100.0
		F	247.3	211.0#	146.1	126.8	95.4	76.7	-	100.0
TIMBER, BUILDING MATERIALS	613	M	253.0#	204.9	163.7	123.2	93.9	79.2	-	100.0
		F	256.2	202.8	165.5	124.0	94.1	80.0	-	100.0
MACHINERY, EQUIPMENTS, VEHICLES	614	M	223.7	168.1	138.9	109.7	86.3	71.4	-	100.0
		F	237.4	197.0#	162.6	128.1	96.1	77.6	-	100.0
FURNITURE, HSEHD. GOODS, HARDWARE	615	M	243.3	201.9	152.9	121.6	94.8	76.4	-	100.0
		F	254.3	210.9	159.8	123.3	96.0	78.0	-	100.0
TEXTILES, CLOTHING, FOOTWR.	616	M	283.9	177.1	158.2	120.4	89.7	76.7	-	100.0
		F	305.3	226.2#	156.6	129.4	98.3	85.0	-	100.0
FOOD, DRINK, TOBACCO	617	M	263.9	196.4	151.0	132.0	97.2	84.0	-	100.0
		F	289.1	209.4	161.6	138.5	99.5	85.2	-	100.0
TOBACCO PRODUCTS	617.6	M	-	-	-	-	-	-	-	-
PHARMACEUTICAL, MEDICAL GDS., CLEANING MAT.	618	M	252.6	175.5	165.9	133.6	98.5	78.8	-	100.0
		F	267.5	219.9#	163.8	141.2	103.9	89.8	-	100.0
PHARMACEUTICALS	618.1	M	239.3#	175.9#	174.2	138.8	99.5	82.9	-	100.0
		F	249.1#	190.2#	187.0	143.5	101.8	86.4	-	100.0
OTHER WHOLESALE DISTRIBUTION	619	M	226.9	181.8	141.7	115.2	88.2	69.7	-	100.0
		F	247.5	199.1	154.6	122.9	90.7	71.1	-	100.0
PAPER, BOOKS, STATIONERY, NEWSPAPERS	619.1/2	M	-	-	-	132.0#	99.7#	89.0	-	100.0
		F	-	-	-	139.6	104.1	90.1	-	100.0
WHOLESALE TRADE	61	M	254.6	184.7	152.0	122.6	92.1	76.0	-	100.0
		F	282.7#	214.2	174.0	137.5	101.2	83.0	-	100.0
FOOD, DRINK, TOBACCO	641/642	M	270.6	196.3	160.5	127.4	94.0	77.5	-	100.0
		F	203.3	200.1	155.6	123.4	101.1	77.0	-	100.0
DISPENSING CHEMISTS	643	M	214.3	136.2#	144.7	115.9	106.0	85.7	-	100.0
		F	182.3	150.3	137.7	95.9	86.2	69.5	-	100.0
MEDICAL GOODS, COSMETICS, CLEANING MAT.	644	M	201.8	167.4	146.3	100.0	80.1	70.5	-	100.0
		F	249.3	188.5	142.3	113.8	81.7	67.2	-	100.0
CLOTHING	645	M	207.1	166.7	166.7	133.3	95.8	75.3	-	100.0
		F	280.7	206.8	157.2	121.8	85.0	70.6	-	100.0
FOOTWEAR, LEATHER GOODS	646	M	249.1#	179.7	151.3	120.0	93.5	78.9	-	100.0
		F	261.1#	185.4#	163.6	135.2	100.0	87.1	-	100.0
FURN. FABRICS, HOUSEHOLD TEXTILES	647	M	196.5	164.6	164.6	129.8	96.2	83.3	-	100.0
		F	209.7#	239.4#	195.7	162.2	116.2	91.5	76.8	-
HOUSEHOLD FITMENTS, APPLIANCES	648/649	M	227.5#	155.1	157.1	125.6	98.0	81.7	-	100.0
		F	233.7#	158.9	162.4	127.6	97.9	83.0	-	100.0
BOOKS, NEWSPRS., STATIONERY, OFFICE SUPPS.	653	M	254.5	175.5	142.3	112.3	92.2	73.4	-	100.0
		F	280.4	193.0	155.8	122.0	92.1	76.5	-	100.0
OTHER RETAIL DISTRIBUTION	654/655	M	234.3	185.1	152.8	118.3	89.9	77.1	-	100.0
		F	253.0	195.1	159.5	122.8	91.0	78.6	-	100.0
VARIOUS NON-FOOD PRODUCTS	656	M	196.9	185.6	154.2	117.6	89.0	73.3	-	100.0
		F	216.8	210.5	174.8	128.5	93.0	78.4	-	100.0
RETAIL TRADE	64/653-656	M	214.7	188.6	162.5	122.4	94.6	75.7	-	100.0
		F	228.5#	192.6	171.0	132.7	100.8	81.8	-	100.0
		T	227.5	198.8	170.7	127.3	96.3	78.5	-	100.0

TAB.C2

INDEX OF MEAN GROSS  
MONTHLY PAY (CORRECTED) OF  
FULL-TIME FEMALE EMPLOYEES  
ACCORDING TO ACTIVITY  
AND QUALIFICATION

( PAY OF FULL-TIME MALE = 100 )

INDICE DE LA REMUNERATION  
MENSUELLE BRUTE CORRIGEE MOYENNE  
DES SALAIRES FEMININS A TEMPS PLEIN  
SELON L'ACTIVITE  
ET LA QUALIFICATION

( REM. DES SAL. MASC. A TEMPS PLEIN = 100 )

QUALIFICATION								T.O.G. E.M.S.	S E X E	NACE	ACTIVITE
1A	1B	2	3	4	5	(*)					
100.0	100.0	100.0 101.1#	100.0 78.6	100.0 83.4	100.0 80.3	-	100.0 74.1	M F	611	MAT. PREM. AGR., ANIMAUX, TEXTILES	
100.0	100.0 103.3#	100.0 89.6	100.0 93.6	100.0 92.8	100.0 89.8	-	100.0 85.7	M F	612	COMBUSTIBLES, MINERAIS, PR. CHIMIQUES	
100.0#	100.0	100.0 81.0#	100.0 89.9	100.0 89.1	100.0 87.8	-	100.0 85.7	M F	613	BOIS, MATERIAUX DE CONSTR.	
100.0	100.0 91.0#	100.0 90.8	100.0 90.6	100.0 86.5	100.0 84.3	-	100.0 77.6	M F	614	MACHINES, VEHICULES	
100.0	100.0	100.0 91.2	100.0 84.5	100.0 87.8	100.0 88.4	-	100.0 81.6	M F	615	MEUBLES, ART. MENAGERS	
100.0	100.0 107.3#	100.0 83.2	100.0 90.3	100.0 92.1	100.0 93.2	-	100.0 84.0	M F	616	TEXTILE, HABILLEMENT, CHAUSSURES	
100.0	100.0	100.0 98.7	100.0 88.6	100.0 86.3	100.0 86.7	-	100.0 80.1	M F	617	PRODUITS ALIM., BOISSONS, TABAC	
-	-	-	-	-	-	-	-	M F	617.6	PRODUITS OU TABAC	
100.0	100.0 103.4#	100.0 81.5	100.0 87.2	100.0 87.1	100.0 94.0	-	100.0 82.5	M F	618	PR. PHARM., MEDICAUX, D'ENTRETIEN	
100.0#	100.0#	100.0	100.0 83.3	100.0 84.6	100.0 94.4	-	100.0 84.7	M F	618.1	PRODUITS PHARM.	
100.0	100.0 85.1	100.0 92.6	100.0 87.4	100.0 84.9	100.0 84.3	-	100.0 73.9	M F	619	AUTRES COMMERCE DE GROS	
-	-	-	100.0#	100.0#	100.0	-	100.0 84.0	M F	619.1/2	PAPIER, LIVRES, JOURNEAUX	
100.0 87.7#	100.0 91.6	100.0 90.5	100.0 88.6	100.0 86.8	100.0 86.3	-	100.0 79.0	M F	61	COMMERCE DE GROS	
100.0	100.0 56.8#	100.0 77.7	100.0 78.4	100.0 87.5	100.0 92.9	-	100.0 83.5	M F	641/642	PR. ALIMENTAIRES, BOISSONS, TABAC	
100.0	100.0 100.8	100.0 91.9	100.0 84.8	100.0 69.7	100.0 83.4	-	100.0 78.5	M F	643	PHARMACIES	
100.0	100.0 80.9	100.0 86.2	100.0 86.3	100.0 86.4	100.0 82.5	-	100.0 73.7	M F	644	ART. MEDICAUX, PRODUITS D'ENTRETIEN	
100.0#	100.0 84.4#	100.0 88.4	100.0 92.1	100.0 87.5	100.0 90.3	-	100.0 81.8	M F	645	ARTICLES D'HABILLEMENT	
-	100.0#	100.0 85.7	100.0 91.4	100.0 93.1	100.0 96.8	-	100.0 75.6	M F	646	CHAUSSURES, MAROQUINERIE	
-	-	-	100.0 103.4	100.0 82.5	100.0 95.5	-	100.0 84.0	M F	647	TISSUS D'AMEUBLEMENT	
100.0#	100.0	100.0 103.7	100.0 96.2	100.0 91.2	100.0 95.0	-	100.0 90.1	M F	648/649	EQUIPEMENT DU FOYER	
100.0	100.0	100.0 95.8	100.0 94.6	100.0 81.4	100.0 85.7	-	100.0 77.1	M F	653	LIVRES, JOURN., PAPIER, EQ. BUREAU	
100.0	100.0 95.5#	100.0 85.0	100.0 90.6	100.0 87.8	100.0 87.3	-	100.0 81.1	M F	654/655	AUTRES COMMERCE DE DETAIL	
100.0	100.0 87.3#	100.0 93.7	100.0 90.8	100.0 87.7	100.0 86.5	-	100.0 78.7	M F	656	PRODUITS DIVERS NON ALIMENT.	
100.0 91.4#	100.0 87.7	100.0 90.4	100.0 93.0	100.0 91.5	100.0 92.7	-	100.0 85.8	M F	64/653- 656	COMMERCE DE DETAIL	

TAB.C3

GROSS ANNUAL PAY OF FULL-TIME  
EMPLOYEES :  
MEAN(M) AND COEFFICIENT OF VARIATION  
(CV) ACCORDING TO ACTIVITY,SEX AND  
QUALIFICATION

ACTIVITY	NACE	SEX	QUALIFICATION							TOG. EMS.
			1A	1B	2	3	4	5	(*)	
AGRIC. PRIMARY	611	M	10993260	7466988	5845545	4899045	3601196	2828937	-	3866663
PROD. LIVE- STOCK, TEXT.		F	-	-	5578945#	3449424	2840745	2260393	-	2661535
FUELS, ORES,	612	M	10967990	7428383	5806111	4670579	3430065	2643915	-	3563077
INDUSTRIAL		F	11286530	9019823	5477765	4418882	3229414	2694452	-	3869892
CHEMICALS	613	M	11286750	8925556	5373809	4306684	2973465	2361660	-	3191922
TIMBER, BUILDING		F	9128704#	6382755	4978517	3678230	3164107	2612894	-	3784567
MATERIALS		M	-	-	4047490#	3276457	2508573	2106193	-	2611991
MACHINERY,	614	T	8780608#	6082216	4881090	3587479	2840153	2390674	-	3024668
EQUIPMENTS,		M	10268650	8120731	5750324	4458057	3346203	2683163	-	4190936
VEHICLES	615	F	-	-	5869905#	4886517	3822187	2858541	-	3842868
FURNITURE, HSEHD.		T	10158420	7970291	5655385	4309397	3179741	2567570	-	3883308
GOODS,	615	M	9039219#	7018963	5112396	4008801	2987429	2346633	-	3237239
HARDWARE		F	-	-	4527084	3275577	2528887	2130031	-	2558062
TEXTILES, CLOTH-	616	T	9029002#	6918872	5054568	3827178	2835510	2294114	-	3055529
ING, FOOTWR.		M	11167480	5958658#	4884518	3635644	2604882	2312958	-	3040966
LEATHERWARE	617	F	-	-	4038746	3194189	2420423	2078289	-	2488433
FOOD, DRINK,		T	11167480	6136395#	4697067	3500682	2518460	2210750	-	2810675
TOBACCO	617	M	8782421#	6977729	4481009	3924637	2788985	2403735	-	2934205
TOBACCO	617.6	F	-	-	4502876	3388118	2380418	2171235	-	2362680
PRODUCTS		T	8907076#	6958909	4492272	3833230	2661192	2320257	-	2757874
PHARMACEUTICAL,	618	M	9203419#	5382919	5314794	4131461	2933514	2303288	-	3064782
MEDICAL GDS.,		F	-	-	4237304	3428254	2525551	2107645	-	2429384
CLEANING MAT.	618.1	M	9198489#	5403961	5178214	3919702	2745405	2225355	-	2816899
PHARMACEUTICALS		F	-	-	5028285#	4212984	2901225	2266820	-	2804305
OTHER WHOLESALE	619	M	-	-	3262687	3893936	2423887	2072753	-	2326378
DISTRIBUTION		T	11019830	8464066	5198525	3893936	2705328	2198512	-	2656362
PAPER, BOOKS,	619.1/2	M	-	-	5524714	4451901	3233365	2541805	-	3841367
STATIONERY,		F	-	-	7493528#	3693259	2712933	2033046	-	2695127
NEWSPAPERS		T	10810780	8421618	5449389	4255121	3007407	2343874	-	3505828
WHOLESALE TRADE	61	M	-	-	-	3323113#	2359858#	2377248	-	2591178
FOOD, DRINK,	641/642	F	-	-	-	3224322	2254480	1827027	-	2001467
TOBACCO		T	10306430	7610643	5360842	4218801	3068755	2511801	-	2299336
DISPENSING	643	M	7976188#	6270116	4712333	3587543	2608872	2175388	-	2642736
CHEMISTS		F	10213620	7516361	5277102	4068291	2915369	2404952	-	3243280
MEDICAL GOODS,	644	M	5816616#	6804513	4779577	3505294	2862817	2197991	-	2905100
COSMETICS,		F	-	-	3742826	2847303	2465276	2028381	-	2349358
CLEANING MAT.	645	T	-	-	4712833	3379205	2709595	2136861	-	2714195
CLOTHING		M	6896410	5630743	4927340	3263483	2527307	2229966	-	3694025
FOOTWEAR,	646	F	13621470	9194429	5788979	4648702	3165044	2567696	-	2773134
LEATHER GOODS		T	-	-	4948260	3823468	2690857	2077728	-	3231775
FURN. FABRICS,	647	M	13621470	8809090	5666182	4360110	2912041	2388376	-	4168776
HOUSEHOLD		F	7882243#	6816868#	4602282	3555525	2753083	2328945	-	2852220
TEXTILES	648/649	M	-	-	3871664	3184455	2344117	2049833	-	3634068
HOUSEHOLD		T	6994215#	6502242#	4434753	3408615	2497261	2174720	-	3005953
FITMENTS,	653	M	-	-	5214600	3217941	2481852	2037063	-	2353825
APPLIANCES		F	-	-	4550501	2924148	2251867	1906423	-	2638612
BOOKS, NEWSPRS.,	654/655	M	-	-	5145267	3082031	2329093	1949546	-	3141585
STATIONERY,		T	-	-	-	4282161	2922629	2369980	-	2249016
OFFICE SUPPS.		F	-	-	-	4045145	2420713	2382507	-	2609951
OTHER RETAIL		T	6656309#	4104367#	4322227	3399004	2568834	2164173	-	3134770
DISTRIBUTION		M	-	-	4403422	3175448	2307420	2055398	-	2627819
VARIOUS NON-FOOD	656	F	6615933#	4089963#	4330399	3318180	2482924	2138285	-	2677819
PRODUCTS		T	11816400	7227817	4995011	4027360	3140557	2509294	-	2373124
RETAIL TRADE	64/653-656	M	11735230	7200208	4917237	3941155	2802915	2306672	-	2591515
		F	9466410	7442393	5470398	4175609	3138326	2629055	-	3657504
		T	-	-	4561588	3723652	2672316	2208501	-	2553246
		M	9318166	7328391	5388962	4090446	2979779	2510567	-	3210923
		F	9463053#	10793860	6526558	4436756	3223162	2613836	-	3339512
		T	-	-	5661417	3991029	2826354	2201472	-	4338217
		M	8891030#	10672270	6435760	4246630	2957880	2458933	-	2842408
		F	7638746	7290981	5307938	3803032	2827519	2281466	-	3598240
		T	5403991#	5331607	4598795	3430372	2506345	2061492	-	3159090
		M	7477726	7141566	5213151	3679055	2672116	2204531	-	2532693
		F	-	-	-	-	-	-	-	2907127

TAB.C3

REMUNERATION ANNUELLE BRUTE  
DES SALARIES A TEMPS PLEIN:  
MOYENNE(M) ET COEFFICIENT DE  
VARIATION(CV) SELON L ACTIVITE,  
LE SEXE ET LA QUALIFICATION

CV

QUALIFICATION								TOG. ENS.	SEXE	NACE	ACTIVITE
1A	1B	2	3	4	5	(°)					
33.9	36.3	24.6	29.2	30.3	24.7	-	49.4	M	611	MAT. PREM. AGR.,	
		22.5#	23.6	27.0	24.3	-	38.5	F		ANIMAUX,	
34.2	36.7	24.3	31.1	31.3	26.7	-	50.8	T		TEXTILES	
44.1	44.0	26.0	26.9	24.9	27.2	-	59.5	M	612	COMBUSTIBLES,	
	46.5#	30.3	21.9	23.8	22.4	-	37.9	F		MINERAIS,	
44.0	44.3	27.0	26.0	24.9	26.9	-	57.3	T		PR. CHIMIQUES	
51.5#	35.3	24.0	29.2	27.0	21.5	-	46.9	M	613	BOIS, MATERIAUX	
		34.1#	25.5	21.5	18.7	-	33.0	F		DE CONSTR.	
51.2#	37.4	25.6	28.9	26.9	21.8	-	45.8	T			
36.0	38.6	24.1	26.0	26.1	26.2	-	51.8	M	614	MACHINES,	
	27.4#	22.0	22.4	19.7	18.2	-	33.3	F		VEHICULES	
36.1	39.0	24.5	26.2	25.6	25.6	-	51.4	T			
43.7#	40.5	29.6	26.6	26.0	30.5	-	49.6	M	615	MEUBLES,	
		28.1	27.3	25.6	19.5	-	32.0	F		ART. MENAGERS	
43.6#	40.6	29.7	28.0	27.0	28.9	-	48.0	T		QUINCAILLERIE	
32.7	59.7#	31.3	25.1	29.5	28.5	-	52.6	A	616	TEXTILE,	
		27.0	20.9	20.2	20.4	-	33.0	F		HABILLEMENT,	
32.7	60.3#	31.6	24.8	26.2	26.2	-	48.4	T		CHAUSSURES	
43.3	43.3	35.4	30.5	28.0	28.4	-	45.3	M	617	PRODUITS ALIM.,	
		33.8	25.9	25.5	27.8	-	34.1	F		BOISSONS,	
48.7#	42.8	35.3	30.5	28.4	28.6	-	44.3	T		TABAC	
						-		M	617.6	PRODUITS DU	
						-		F		TABAC	
						-		T			
41.0#	34.3	25.9	24.9	23.9	21.2	-	47.6	M	618	PR. PHARM.,	
		24.5	23.8	19.5	19.2	-	32.0	F		MEDICAUX,	
42.8#	35.6	26.7	26.0	23.6	21.0	-	45.3	T		D'ENTRETIEN	
	26.3#	30.2#	24.3	22.8	20.2	-	41.0	M	618.1	PRODUITS	
			19.2	15.6	19.8	-	25.8	F		PHARM.	
	26.9#	31.1	26.0	22.6	20.5	-	38.8	T			
43.7	38.5	25.4	26.6	27.6	23.2	-	57.9	M	619	AUTRES COMMERCES	
	54.8#	23.3	24.1	23.5	24.2	-	38.8	F		DE GROS	
44.7	39.3	25.4	27.4	27.7	25.9	-	57.9	T			
			19.8#	35.5#	16.0	-	30.4	M	619.1/2	PAPIER, LIVRES,	
					20.6	-	25.7	F		JOURNEAUX	
			19.0	27.6	22.4	-	31.7	T			
42.0	44.0	27.8	29.0	28.9	27.1	-	54.1	M	61	COMMERCE DE GROS	
41.7#	49.7	28.5	25.0	24.2	23.8	-	36.6	F			
42.3	44.6	28.2	29.1	28.8	27.1	-	52.9	T			
41.4#	50.9	28.6	32.9	24.5	28.9	-	42.7	M	641/642	PR. ALIMENTAIRES,	
		29.7	30.9	20.0	26.5	-	26.3	F		BOISSONS,	
40.3	52.1	29.2	33.6	24.3	28.4	-	40.5	T		TABAC	
28.1	20.0	24.1	20.2	21.1	23.2	-	36.6	M	643	PHARMACIES	
	17.7	23.6	29.0	27.9	33.5	-	50.8	F			
25.9	19.2	24.1	24.9	32.5	30.9	-	45.0	T			
27.6	32.4	22.7	21.3	27.1	26.4	-	61.2	M	644	ART. MEDICAUX,	
	31.5	19.2	26.7	24.0	21.4	-	37.5	F		PRODUITS	
27.6	34.2	23.0	24.7	27.0	27.1	-	60.0	T		D'ENTRETIEN	
47.7#	53.4#	30.7	27.4	25.5	23.5	-	46.3	M	645	ARTICLES	
		28.6	28.4	21.6	23.9	-	28.0	F		D'HABILLEMENT	
55.9#	54.1#	31.2	28.3	24.8	24.6	-	41.5	T			
	61.7#	23.5	24.6	25.0	26.1	-	53.0	M	646	CHAUSSURES,	
		25.9	25.1	20.7	20.2	-	26.9	F		MARQUINERIE	
	63.6#	24.0	25.2	22.9	22.7	-	47.4	T			
			20.7	21.6	25.4	-	37.5	M	647	TISSUS	
			10.0	18.2	16.2	-	25.7	F		D'AMEUBLEMENT	
		18.1	18.8	22.6	22.8	-	36.0	T			
50.7#	55.9#	33.8	27.7	24.4	24.1	-	44.5	M	648/649	EQUIPEMENT DU	
		17.9	21.1	22.2	19.3	-	27.9	F		FOYER	
50.9#	55.3#	32.5	25.9	24.3	23.2	-	41.6	T			
38.7	49.4	34.9	30.2	28.8	29.4	-	60.3	M	653	LIVRES, JOURN.,	
		29.6	26.0	24.6	22.6	-	38.2	F		PAPIER,	
38.2	48.4	34.2	29.6	29.9	29.8	-	58.9	T		EQ. BUREAU	
43.1	39.7	28.7	28.9	27.4	26.9	-	47.4	M	654/655	AUTRES COMMERCES	
	37.2#	21.3	23.9	23.3	24.9	-	35.6	F		DE DETAIL	
42.2	39.9	26.7	28.5	27.5	27.6	-	46.9	T			
45.8#	36.7	22.5	17.3	19.2	21.4	-	59.4	M	656	PRODUITS DIVERS	
		20.3	20.7	21.3	24.5	-	28.4	F		NON ALIMENT.	
49.9#	37.4	22.7	19.4	21.5	23.8	-	55.6	T			
52.9	57.4	31.5	28.8	26.0	26.6	-	54.2	M	64/653-	COMMERCE DE	
54.3#	39.6	27.7	26.8	23.4	23.8	-	31.8	F	656	DETAIL	
53.7	57.3	31.5	28.7	25.7	26.3	-	49.9	T			

TAB.C4

INDEX OF MEAN GROSS  
ANNUAL PAY OF FULL-TIME  
EMPLOYEES  
ACCORDING TO ACTIVITY,SEX  
AND QUALIFICATION  
( PAY OF ALL FULL-TIME EES. = 100 )

INDICE DE LA REMUNERATION  
ANNUELLE BRUTE MOYENNE DES  
SALARIES A TEMPS PLEIN  
SELON L ACTIVITE, LE SEXE  
ET LA QUALIFICATION  
( REM. DE L ENS. DES SAL. A TEMPS PLEIN = 100 )

ACTIVITY	NACE	SEX	QUALIFICATION							TOG. ENS.
			1A	1B	2	3	4	5	(*)	
AGRIC. PRIMARY PROD., LIVE- STOCK, TEXT.	611	M	284.3	193.1	151.2	126.7	93.1	73.2	-	100.0
		F	307.8	208.5	209.6#	129.6	106.7	84.9	-	100.0
FUELS, ORES, INDUSTRIAL CHEMICALS	612	M	284.3	227.2	138.0	111.3	81.3	67.9	-	100.0
		F	298.2	243.0#	147.5	126.6	93.2	74.0	-	100.0
TIMBER, BUILDING MATERIALS	613	M	292.3#	204.4	142.0	113.8	83.6	69.0	-	100.0
		F	290.3#	201.1	155.0#	117.8	94.4	78.1	-	100.0
MACHINERY, EQUIPMENTS, VEHICLES	614	M	245.0	193.8	137.2	106.4	79.8	64.0	-	100.0
		F	261.6	192.9#	160.9	125.6	93.9	75.2	-	100.0
FURNITURE, HSEHD. GOODS, HARDWARE	615	M	279.2#	216.8	145.6	111.0	81.9	66.1	-	100.0
		F	295.5#	226.4	157.9	123.8	92.3	72.5	-	100.0
TEXTILES, CLOTH- ING, FOOTWR. LEATHERWARE	616	M	367.2	195.9#	160.6	119.6	85.7	76.1	-	100.0
		F	397.3	218.3#	162.3	128.4	97.3	83.5	-	100.0
FOOD, DRINK, TOBACCO	617	M	299.3#	237.8	167.1	124.5	89.6	78.7	-	100.0
		F	323.0#	252.3	153.1	133.8	95.1	81.9	-	100.0
TOBACCO PRODUCTS	617.6	M	-	-	190.6	143.4	100.8	91.9	-	100.0
		F	-	-	162.9	139.0	96.5	84.1	-	100.0
PHARMACEUTICAL, MEDICAL GDS., CLEANING MAT.	618	M	300.3#	175.6	173.4	134.8	95.7	75.2	-	100.0
		F	326.5#	191.8	174.4	141.1	104.0	86.8	-	100.0
PHARMACEUTICALS	618.1	M	-	177.0#	183.8	139.1	97.5	79.0	-	100.0
		F	-	192.1#	194.7#	148.3	102.1	79.8	-	100.0
OTHER WHOLESALE DISTRIBUTION	619	M	279.6	214.7	140.2	113.0	82.0	64.5	-	100.0
		F	308.4	240.2	184.3	137.0	100.7	75.4	-	100.0
PAPER, BOOKS, STATIONERY, NEWSPAPERS	619.1/2	M	-	-	155.4	121.4	85.8	66.9	-	100.0
		F	-	-	-	128.2#	91.1#	91.7	-	100.0
WHOLESALE TRADE	61	M	295.2	218.0	153.6	140.2	98.0	91.9	-	100.0
		F	301.8#	237.3	178.3	135.8	98.7	82.3	-	100.0
FOOD, DRINK, TOBACCO	641/642	M	314.9	231.8	162.7	125.4	89.9	74.2	-	100.0
		F	200.2#	234.2	164.5	120.7	98.5	75.7	-	100.0
DISPENSING CHEMISTS	643	M	212.7	245.3	173.6	124.5	99.8	78.7	-	100.0
		F	183.2	152.9	138.2	94.5	85.8	68.8	-	100.0
MEDICAL GOODS, COSMETICS, CLEANING MAT.	644	M	213.4	174.2	152.5	101.0	78.2	69.0	-	100.0
		F	326.7	220.6	138.9	111.5	75.9	61.6	-	100.0
CLOTHING	645	M	374.8	242.4	155.9	120.0	80.1	65.7	-	100.0
		F	262.2#	226.8#	153.1	118.3	91.6	77.5	-	100.0
FOOTWEAR, LEATHER GOODS	646	M	265.1#	246.4#	164.5	135.3	99.6	87.1	-	100.0
		F	-	219.1#	168.1	129.2	94.6	82.4	-	100.0
FURN. FABRICS, HOUSEHOLD TEXTILES	647	M	-	255.5#	166.0	102.4	79.0	64.8	-	100.0
		F	-	-	202.3	130.0	100.1	84.8	-	100.0
HOUSEHOLD FITMENTS, APPLIANCES	648/649	M	248.6#	153.3#	188.3	118.1	89.2	74.7	-	100.0
		F	-	-	181.4	136.6	93.2	75.6	-	100.0
BOOKS, NEWSPRS., STATIONERY, OFFICE SUPPS.	653	M	255.3#	157.8#	185.6	128.0	97.2	86.6	-	100.0
		F	323.1	197.6	167.1	133.8	95.8	82.5	-	100.0
OTHER RETAIL DISTRIBUTION	654/655	M	365.5	224.2	153.1	122.7	87.3	71.8	-	100.0
		F	265.3	208.6	153.3	117.0	88.0	73.7	-	100.0
VARIOUS NON-FOOD PRODUCTS	656	M	279.0	228.2#	165.5	135.1	97.0	80.1	-	100.0
		F	218.1#	248.8	161.4	122.5	89.2	75.2	-	100.0
RETAIL TRADE	64/653- 656	M	247.1#	296.6	178.9	118.0	82.2	68.3	-	100.0
		F	241.8	230.8	168.0	120.4	89.5	72.2	-	100.0
			213.4#	210.5	181.6	135.4	99.0	81.4	-	100.0
			257.2	245.7	179.3	126.6	91.9	75.8	-	100.0

TAB.C4

INDEX OF MEAN GROSS  
ANNUAL PAY OF FULL-TIME  
FEMALE EMPLOYEES  
ACCORDING TO ACTIVITY  
AND QUALIFICATION

( PAY OF FULL-TIME MALE = 100 )

INDICE DE LA REMUNERATION  
ANNUELLE BRUTE MOYENNE DES  
SALARIES FEMININS A TEMPS PLEIN  
SELON L ACTIVITE  
ET LA QUALIFICATION

( REM. DES SAL. MASC. A TEMPS PLEIN = 100 )

QUALIFICATION								TOG. ENS.	S E X E	NACE	ACTIVITE
1A	1B	2	3	4	5	(*)					
100.0	100.0	100.0 95.4#	100.0 70.4	100.0 78.9	100.0 79.9	-	100.0 68.8	M F	611	MAT. PREM. AGR., ANIMAUX, TEXTILES	
100.0	100.0	100.0 86.0#	100.0 91.5	100.0 92.1	100.0 87.6	-	100.0 80.4	M F	612	COMBUSTIBLES, MINERAIS, PR. CHIMIQUES	
100.0#	100.0	100.0 81.3#	100.0 89.1	100.0 85.1	100.0 86.4	-	100.0 83.6	M F	613	BOIS, MATERIAUX DE CONSTR.	
100.0	100.0	100.0 85.2	100.0 85.7	100.0 85.4	100.0 85.3	-	100.0 72.6	M F	614	MACHINES, VEHICULES	
100.0#	100.0	100.0 88.6	100.0 81.7	100.0 84.7	100.0 90.8	-	100.0 79.0	M F	615	MEUBLES, ART. MENAGERS	
100.0	100.0#	100.0 82.7	100.0 87.9	100.0 92.9	100.0 89.9	-	100.0 81.8	M F	616	TEXTILE, HABILLEMENT, CHAUSSURES	
100.0#	100.0	100.0 100.3	100.0 86.3	100.0 85.4	100.0 90.3	-	100.0 80.5	M F	617	PRODUITS ALIM., BOISSONS, TABAC	
-	-	-	-	-	-	-	-	M F	617.6	PRODUITS DU TABAC	
100.0#	100.0	100.0 79.7	100.0 83.0	100.0 86.1	100.0 91.5	-	100.0 79.3	M F	618	PR. PHARM., MEDICAUX, D'ENTRETIEN	
-	100.0#	100.0#	100.0 77.4	100.0 83.5	100.0 91.4	-	100.0 81.9	M F	618.1	PRODUITS PHARM.	
100.0	100.0	100.0 88.5#	100.0 89.9	100.0 83.0	100.0 83.9	-	100.0 68.4	M F	619	AUTRES COMMERCES DE GROS	
-	-	-	100.0#	100.0#	100.0	-	100.0	M F	619.1/2	PAPIER, LIVRES, JOURNEAUX	
100.0	100.0	100.0 77.4#	100.0 82.4	100.0 87.9	100.0 85.0	-	100.0 75.7	M F	61	COMMERCE DE GROS	
100.0#	100.0	100.0 78.3	100.0 81.2	100.0 86.1	100.0 92.3	-	100.0 80.9	M F	641/642	PR. ALIMENTAIRES, BOISSONS, TABAC	
100.0	100.0	100.0 99.2	100.0 93.4	100.0 83.6	100.0 65.4	-	100.0 77.7	M F	643	PHARMACIES	
100.0	100.0	100.0 70.8	100.0 85.5	100.0 82.2	100.0 85.0	-	100.0 80.9	M F	644	ART. MEDICAUX, PRODUITS D'ENTRETIEN	
100.0#	100.0#	100.0 84.1	100.0 89.6	100.0 89.6	100.0 85.1	-	100.0 88.0	M F	645	ARTICLES D'HABILLEMENT	
-	100.0#	100.0 87.3	100.0 90.9	100.0 90.7	100.0 93.6	-	100.0 71.6	M F	646	CHAUSSURES, MAROQUINERIE	
-	-	-	100.0	100.0	100.0	-	100.0	M F	647	TISSUS D'AMEUBLEMENT	
100.0#	100.0#	100.0 101.9	100.0 93.4	100.0 89.8	100.0 95.0	-	100.0 88.6	M F	648/649	EQUIPEMENT DU FOYER	
100.0	100.0	100.0 92.3	100.0 91.6	100.0 78.8	100.0 79.5	-	100.0 69.8	M F	653	LIVRES, JOURN., PAPIER, EQ. BUREAU	
100.0	100.0	100.0 84.9#	100.0 83.4	100.0 89.2	100.0 85.2	-	100.0 84.0	M F	654/655	AUTRES COMMERCES DE DETAIL	
100.0#	100.0	100.0 86.7	100.0 90.0	100.0 87.7	100.0 84.2	-	100.0 67.8	M F	656	PRODUITS DIVERS NON ALIMENT.	
100.0	100.0	100.0 70.7#	100.0 73.1	100.0 86.6	100.0 90.2	-	100.0 80.2	M F	64/653- 656	COMMERCE DE DETAIL	

TAB.C5

FULL-TIME EMPLOYEES ACCORDING TO GROSS MONTHLY PAY (CORRECTED), BY ACTIVITY, SEX AND QUALIFICATION

( % )

ACTIVITY	NACE	QUALIFICATION	SEX	GROSS MONTHLY PAY (CORRECTED)														
				(NAT. CURRENCY - UNITS)														
				<	125000	150000	175000	200000	225000	250000	275000	300000	325000	350000	375000	400000	425000	
				125000	149999	174999	199999	224999	249999	274999	299999	324999	349999	374999	399999	424999	449999	
AGRIC. PRIMARY PROD., LIVE-STOCK, TEXT.	611	1A	M	-	-	-	-	-	-	-	-	-	-	-	5.0	-	-	
			F	-	-	-	-	-	-	-	-	-	-	-	-	5.0	-	-
		1B	M	-	-	-	-	-	0.8	-	-	1.7	-	3.0	2.4	5.4	3.0	21.6
			F	-	-	-	-	-	0.8	-	-	1.7	-	3.0	2.4	5.4	3.0	21.6
		2	M	-	-	-	-	-	3.0	1.8	-	3.4	5.1	3.0	3.5	5.3	3.0	21.1
			F	-	-	-	-	-	3.0	1.8	-	3.4	5.1	3.0	3.5	5.3	3.0	21.1
	3	M	-	-	1.0	1.3	2.4	2.4	2.2	2.5	11.8	6.8	7.4	6.0	5.5	6.2	8.1	
		F	-	-	1.0	1.3	2.4	2.4	2.2	2.5	11.8	6.8	7.4	6.0	5.5	6.2	8.1	
	4	M	-	1.0	2.9	5.9	5.8	13.7	12.1	12.4	7.6	8.6	8.2	8.0	6.5	5.2	2.8	
		F	-	1.0	2.9	5.9	5.8	13.7	12.1	12.4	7.6	8.6	8.2	8.0	6.5	5.2	2.8	
	5	M	0.5	6.4	8.8	11.2	14.3	18.4	14.9	9.8	6.7	4.6	1.7	1.1	0.4	0.7	-	
		F	0.5	6.4	8.8	11.2	14.3	18.4	14.9	9.8	6.7	4.6	1.7	1.1	0.4	0.7	-	
T	M	1.0	10.8	10.6	14.2	15.5	16.0	12.4	7.6	5.3	3.1	1.3	0.8	0.3	0.5	-		
	F	1.0	10.8	10.6	14.2	15.5	16.0	12.4	7.6	5.3	3.1	1.3	0.8	0.3	0.5	-		
FUELS, ORES, INDUSTRIAL CHEMICALS	612	1A	M	0.5	5.7	6.8	9.3	10.8	13.5	10.3	8.3	6.4	1.4	1.1	4.7	2.2	3.0	
			F	0.5	5.7	6.8	9.3	10.8	13.5	10.3	8.3	6.4	1.4	1.1	4.7	2.2	3.0	-
		1B	M	-	-	-	-	1.1	0.4	2.8	-	-	1.1	1.6	2.7	3.3	3.0	11.5
			F	-	-	-	-	1.1	0.4	2.8	-	-	1.1	1.6	2.7	3.3	3.0	11.5
		2	M	-	-	1.1	0.8	0.8	0.5	1.4	4.0	5.0	4.7	8.1	9.1	8.3	8.7	-
			F	-	-	1.1	0.8	0.8	0.5	1.4	4.0	5.0	4.7	8.1	9.1	8.3	8.7	-
	3	M	-	0.2	0.8	1.4	0.9	1.2	1.2	4.3	5.2	5.2	8.2	8.5	7.9	8.7	-	
		F	-	0.2	0.8	1.4	0.9	1.2	1.2	4.3	5.2	5.2	8.2	8.5	7.9	8.7	-	
	4	M	-	0.5	0.9	1.0	3.9	1.5	7.6	8.1	10.1	14.7	17.6	13.0	7.3	3.9	-	
		F	-	0.5	0.9	1.0	3.9	1.5	7.6	8.1	10.1	14.7	17.6	13.0	7.3	3.9	-	
	5	M	-	1.3	4.3	7.7	15.1	14.8	18.0	15.7	9.8	6.4	3.4	2.3	1.8	0.8	-	
		F	-	1.3	4.3	7.7	15.1	14.8	18.0	15.7	9.8	6.4	3.4	2.3	1.8	0.8	-	
T	M	-	1.1	2.8	7.4	11.9	13.1	15.0	15.6	10.5	7.7	6.3	2.8	2.1	1.5	-		
	F	-	1.1	2.8	7.4	11.9	13.1	15.0	15.6	10.5	7.7	6.3	2.8	2.1	1.5	-		
TIMBER, BUILDING MATERIALS	613	1A	M	-	-	-	-	-	-	-	-	-	-	-	-	17.0	-	
			F	-	-	-	-	-	-	-	-	-	-	-	-	-	17.0	-
		1B	M	-	-	-	-	-	-	-	-	-	-	5.8	7.3	15.2	-	-
			F	-	-	-	-	-	-	-	-	-	-	5.8	7.3	15.2	-	-
		2	M	-	-	-	-	-	-	3.2	2.0	-	3.4	6.0	6.3	15.5	18.9	12.6
			F	-	-	-	-	-	-	3.2	2.0	-	3.4	6.0	6.3	15.5	18.9	12.6
	3	M	-	-	-	-	-	3.0	2.9	1.8	-	5.5	7.3	5.9	15.8	17.2	11.5	
		F	-	-	-	-	-	3.0	2.9	1.8	-	5.5	7.3	5.9	15.8	17.2	11.5	
	4	M	-	1.4	4.4	6.1	13.4	16.0	12.0	21.3	5.7	4.6	8.7	0.6	3.1	-	-	
		F	-	1.4	4.4	6.1	13.4	16.0	12.0	21.3	5.7	4.6	8.7	0.6	3.1	-	-	
	5	M	-	4.0	2.8	17.1	17.9	17.5	14.4	9.4	6.2	5.8	2.8	0.3	0.4	0.8	-	
		F	-	4.0	2.8	17.1	17.9	17.5	14.4	9.4	6.2	5.8	2.8	0.3	0.4	0.8	-	
T	M	0.4	4.2	20.7	26.7	18.1	14.4	6.5	4.8	1.9	1.3	0.4	0.3	-	-	-		
	F	0.4	4.2	20.7	26.7	18.1	14.4	6.5	4.8	1.9	1.3	0.4	0.3	-	-	-		
MACHINERY, EQUIPMENTS, VEHICLES	614	1A	M	0.1	3.3	9.4	17.6	15.1	13.4	9.8	7.9	4.7	4.4	2.7	2.2	2.4	1.9	
			F	0.1	3.3	9.4	17.6	15.1	13.4	9.8	7.9	4.7	4.4	2.7	2.2	2.4	1.9	-
		1B	M	0.2	5.6	17.2	19.6	19.8	12.1	9.4	3.8	5.0	2.6	0.9	1.9	0.1	0.4	-
			F	0.2	5.6	17.2	19.6	19.8	12.1	9.4	3.8	5.0	2.6	0.9	1.9	0.1	0.4	-
		2	M	0.1	3.8	11.0	18.0	16.0	13.1	9.7	7.1	4.8	4.1	2.3	2.1	2.0	1.6	-
			F	0.1	3.8	11.0	18.0	16.0	13.1	9.7	7.1	4.8	4.1	2.3	2.1	2.0	1.6	-
	3	M	-	-	-	-	-	-	2.0	2.0	-	1.3	1.4	2.5	2.8	6.4	10.9	
		F	-	-	-	-	-	-	2.0	2.0	-	1.3	1.4	2.5	2.8	6.4	10.9	
	4	M	-	0.5	0.6	1.7	1.8	3.6	7.2	8.4	11.8	10.5	10.2	9.3	9.3	5.8	-	
		F	-	0.5	0.6	1.7	1.8	3.6	7.2	8.4	11.8	10.5	10.2	9.3	9.3	5.8	-	
	5	M	-	0.9	1.6	1.6	1.2	3.6	9.0	12.9	17.9	15.8	12.1	10.9	7.6	2.0	-	
		F	-	0.9	1.6	1.6	1.2	3.6	9.0	12.9	17.9	15.8	12.1	10.9	7.6	2.0	-	
T	M	-	1.4	3.2	10.3	19.1	17.4	18.5	14.9	8.7	3.3	1.7	0.9	0.2	-	-		
	F	-	1.4	3.2	10.3	19.1	17.4	18.5	14.9	8.7	3.3	1.7	0.9	0.2	-	-		
T	M	-	3.1	9.9	15.2	20.7	15.9	11.4	8.9	5.4	2.7	2.5	1.5	1.1	0.2	-		
	F	-	3.1	9.9	15.2	20.7	15.9	11.4	8.9	5.4	2.7	2.5	1.5	1.1	0.2	-		
T	M	-	5.1	15.9	28.8	32.0	9.5	5.6	2.3	0.6	-	-	-	-	-	-		
	F	-	5.1	15.9	28.8	32.0	9.5	5.6	2.3	0.6	-	-	-	-	-	-		
T	M	-	1.4	3.4	6.5	8.6	9.8	10.3	9.2	8.1	7.1	6.6	5.1	4.2	3.6	-		
	F	-	1.4	3.4	6.5	8.6	9.8	10.3	9.2	8.1	7.1	6.6	5.1	4.2	3.6	-		
T	M	-	2.4	6.1	13.5	18.9	12.3	12.7	10.6	7.6	4.4	3.1	2.7	1.4	1.4	-		
	F	-	2.4	6.1	13.5	18.9	12.3	12.7	10.6	7.6	4.4	3.1	2.7	1.4	1.4	-		







TAB.C5

SALARIES A TEMPS PLEIN SELON LA  
REMUNERATION MENSUELLE BRUTE (CORRIGEE)  
PAR ACTIVITE, SEXE ET QUALIFICATION

( % )

REMUNERATION MENSUELLE BRUTE CORRIGEE														SEXE	QUALIFICATION	NACE	ACTIVITE	
( UNITES MONETAIRES NAT. )																		
450000	475000	500000	525000	550000	575000	600000	625000	650000	675000	700000	725000	>=	EMS.					
474999	499999	524999	549999	574999	599999	624999	649999	674999	699999	724999	749999	750000	TOT.					
6.2	2.6		2.0	9.7	5.7		2.5					40.4	100.0	M	1A	615	MEUBLES; ART. MENAGERS QUINCAILLERIE	
5.9	2.5		1.9	9.2	9.5		2.4					38.5	100.0	F				
2.6	1.3	14.7	7.7	2.1	1.2	2.7	2.5	3.2	2.3	12.5	3.1	13.7	100.0	T	1B			
2.5	1.2	13.8	7.3	2.7	1.2	2.5	2.3	3.0	2.2	11.8	3.4	13.4	100.0	F		2		
11.3	6.3	3.4	6.4	4.3	5.0	1.8	2.2	0.6					100.0	T				
9.6	8.3												100.0	F		3		
11.1	6.5	3.2	5.7	4.0	4.5	1.6	1.9	0.5		0.5			100.0	T				
4.1	2.9	1.4	1.7	0.4	0.7								100.0	F		4		
		0.9											100.0	T				
3.2	2.2	1.3	1.3	0.3	0.5								100.0	F		5		
0.2	0.3	0.1	0.3	0.2	0.1	0.2							100.0	T				
0.1	0.2	0.1	0.2	0.1	0.1	0.1							100.0	F				
			1.4										100.0	T				
			1.0										100.0	F				
1.6	1.0	0.9	1.5	0.5	0.5	0.3	0.2	0.2	0.1	0.4	0.1	0.8	100.0	T				
0.2	0.2	0.1		0.1									100.0	F				
1.2	0.8	0.7	1.1	0.4	0.4	0.2	0.2	0.1	0.1	0.3	0.1	0.6	100.0	T	1A	616	TEXTILE, HABILLEMENT, CHAUSSURES	
	7.2	5.9	2.8	9.6	5.5	4.1						4.0	52.1	F				
													100.0	T				
2.9	1.1	4.6	2.2	9.6	5.5	4.1	1.8	2.7	2.9	3.2	4.0	52.1	100.0	F	1B			
17.4				7.2						12.7			100.0	T				
4.6	2.6	4.1	1.9	2.9	2.8	0.8	1.6	3.2	2.5	4.4	5.3	6.2	100.0	F		2		
5.6	6.7	7.0	4.3	4.1	3.0	3.8	1.0	0.6	0.6	0.6	0.4		100.0	T				
2.6	1.8		3.1	1.9		1.2							100.0	F		3		
4.9	5.5	5.5	4.0	3.6	2.3	3.2	0.7	0.4	0.4	0.4	0.3		100.0	T				
2.0	1.8	1.1	0.2	0.3	0.5	0.4							100.0	F		4		
1.3	1.3	0.8	0.2	0.2	0.4	0.3							100.0	T				
0.3	0.4	0.6											100.0	F				
0.1													100.0	T				
0.2	0.2	0.3		0.1									100.0	F				
0.2													100.0	T				
0.1													100.0	F				
1.0	1.0	1.1	0.4	0.5	0.4	0.4	0.2	0.1	0.2	0.1	0.2	0.6	100.0	T				
0.2	0.1		0.1	0.1		0.0				0.1			100.0	F				
0.6	0.6	0.6	0.3	0.3	0.2	0.2	0.1	0.1	0.1	0.1	0.1	0.4	100.0	T	1A	617	PRODUITS ALIM., BOISSONS, TABAC	
3.7		3.6	4.9	3.4			2.7	2.7				4.2	39.1	F				
												84.7	100.0	T				
3.6		3.5	4.7	3.3		2.6	2.6					4.1	41.0	F	1B			
5.0	4.1	4.1	1.1	7.7	0.7	3.1	2.9	0.9				3.8	11.1	T				
													100.0	F				
4.8	5.4	3.9	1.0	7.3	1.0	3.8	2.7	0.8				3.6	10.6	T		2		
5.7	5.2	2.9	2.3	3.0	2.0	2.7	1.1	0.6					1.3	F				
1.7		5.9	5.9										100.0	T				
5.3	4.8	3.2	2.7	2.9	1.8	2.6	1.0	0.6					1.3	F		3		
3.2	2.8	1.9	2.8	0.7	0.6	0.3	0.2						100.0	T				
1.4	1.4	0.8											100.0	F				
2.9	2.5	1.7	2.3	0.6	0.5	0.3	0.2						100.0	T				
0.8	0.4	0.3	0.1	0.1									100.0	F				
0.6	0.3	0.2	0.0	0.1									100.0	T				
0.1	0.0												100.0	F				
0.1	0.0		0.0										100.0	T				
1.1	0.8	0.5	0.5	0.3	0.2	0.2	0.1	0.0		0.0	0.1	0.5	100.0	F				
0.1	0.1	0.1	0.1	0.0		0.0						0.1	100.0	T				
0.7	0.5	0.4	0.4	0.2	0.1	0.1	0.1	0.0		0.0	0.1	0.3	100.0	F	1A	617.6	PRODUITS DU TABAC	
													100.0	T				
													100.0	F				
													100.0	T	1B			
													100.0	F				
													100.0	T				
													100.0	F		2		
													100.0	T				
													100.0	F				
													100.0	T				

TAB.C5

FULL-TIME EMPLOYEES ACCORDING TO GROSS MONTHLY PAY (CORRECTED), BY ACTIVITY, SEX AND QUALIFICATION

( % )

ACTIVITY	MACE	QUALIFICATION	SEX	GROSS MONTHLY PAY (CORRECTED)																										
				(NAT. CURRENCY - UNITS)																										
				<	125000	150000	175000	200000	225000	250000	275000	300000	325000	350000	375000	400000	425000													
125000	149999	174999	199999	224999	249999	274999	299999	324999	349999	374999	399999	424999	449999																	
PHARMACEUTICAL, MEDICAL GDS., CLEANING MAT.	618	1A	M	-	-	-	-	-	-	-	-	-	7.3	-	-	-	-	-	-											
			F	-	-	-	-	-	-	-	-	-	-	-	-	-	-	-	-											
			T	-	-	-	-	-	-	-	-	-	-	-	-	-	-	-	-	-										
			PHARMACEUTICALS	618.1	1A	M	-	-	-	-	-	-	-	-	-	6.7	-	-	-	5.6	-	-								
						F	-	-	-	-	-	-	-	-	-	-	-	-	-	-	-	-								
						T	-	-	-	-	-	-	-	-	-	-	-	-	-	-	-	-	-							
						OTHER WHOLESALE DISTRIBUTION	619	1A	M	-	-	-	-	-	-	-	-	-	-	-	-	-	-	-	-					
									F	-	-	-	-	-	-	-	-	-	-	-	-	-	-	-	-	-				
									T	-	-	-	-	-	-	-	-	-	-	-	-	-	-	-	-	-	-			
									PAPER, BOOKS, STATIONERY, NEWSPAPERS	618.1/2	1A	M	-	-	-	-	-	-	-	-	-	-	-	-	-	-	-	-		
												F	-	-	-	-	-	-	-	-	-	-	-	-	-	-	-	-	-	
												T	-	-	-	-	-	-	-	-	-	-	-	-	-	-	-	-	-	-



TAB.C5

FULL-TIME EMPLOYEES ACCORDING TO GROSS MONTHLY PAY (CORRECTED), BY ACTIVITY, SEX AND QUALIFICATION

( % )

ACTIVITY	NACE	QUALIFICATION	SEX	GROSS MONTHLY PAY (CORRECTED)														
				(NAT. CURRENCY - UNITS)														
				<	125000	150000	175000	200000	225000	250000	275000	300000	325000	350000	375000	400000	425000	
				125000	149999	174999	199999	224999	249999	274999	299999	324999	349999	374999	399999	424999	449999	
WHOLESALE TRADE	61	1A	M	-	-	-	-	-	-	0.1	0.6	0.4	2.7	1.9	2.5	4.0	2.0	
			F	-	-	-	-	-	-	-	-	-	2.2	-	14.7	-	-	-
		1B	M	-	-	-	-	0.5	1.2	2.9	1.0	1.4	5.0	3.6	5.3	5.6	11.1	-
			F	-	-	-	-	-	-	0.9	2.4	3.9	4.1	6.1	5.0	3.5	8.4	1.4
		2	M	-	0.0	0.8	0.6	1.5	1.4	2.0	3.4	4.8	6.5	8.7	9.9	8.9	7.2	-
			F	-	0.8	0.4	2.2	1.5	3.8	3.3	5.0	7.6	13.3	8.0	7.1	3.8	13.0	-
		3	M	-	0.1	0.7	0.9	1.5	1.7	2.2	3.6	5.1	7.4	8.7	9.5	8.3	7.9	-
			F	-	0.4	1.2	1.9	2.9	5.0	8.2	12.1	10.8	10.6	9.8	8.1	6.7	5.5	-
		4	M	-	0.7	2.0	3.1	5.5	6.7	13.0	11.6	13.9	13.4	11.3	7.9	4.3	2.5	-
			F	-	0.4	1.4	2.2	3.5	5.4	9.4	12.0	11.6	11.2	10.2	8.0	6.1	4.8	-
		5	M	-	2.1	3.8	12.2	14.4	15.1	13.3	11.6	7.9	6.3	4.8	2.8	2.0	1.3	-
			F	-	3.6	8.0	18.5	21.1	17.1	12.4	8.7	5.3	2.6	1.2	0.7	0.4	0.2	-
T	M	0.4	7.5	15.7	19.4	17.5	13.9	10.0	6.4	3.9	2.4	1.1	0.8	0.4	0.3	-		
	F	0.8	15.4	20.9	27.4	18.9	9.1	4.5	1.6	0.7	0.2	0.2	0.1	0.0	0.0	-		
FOOD, DRINK, TOBACCO	631/642	1A	M	0.5	10.2	17.4	22.1	18.0	12.3	8.1	4.8	2.8	1.6	0.8	0.6	0.3	0.2	
			F	0.1	3.6	7.3	11.9	12.3	11.6	10.1	8.8	6.4	5.4	4.4	3.4	2.7	2.2	
		1B	M	0.3	8.1	12.5	20.1	18.0	12.3	8.9	6.0	4.3	3.0	2.0	1.4	0.7	0.7	
			F	0.2	5.0	8.9	14.4	14.1	11.8	9.7	7.9	5.8	4.7	3.7	2.8	2.1	1.8	
		2	M	-	-	-	-	2.1	3.0	3.0	3.0	3.9	2.5	4.9	11.3	9.7	8.3	
			F	-	-	-	-	18.4	-	-	-	28.8	-	-	-	-	-	
		3	M	-	-	-	-	3.4	4.6	3.7	2.7	5.9	2.3	4.5	10.8	8.9	7.6	
			F	-	-	-	-	1.7	5.3	3.0	7.5	5.1	8.6	15.1	8.6	8.5	6.0	
		4	M	-	-	-	8.0	6.1	20.3	6.1	-	16.3	5.7	18.2	-	3.8	9.9	
			F	-	-	-	0.7	2.0	6.4	3.3	6.9	6.0	8.4	15.3	8.0	8.2	6.3	
		5	M	-	7.4	3.2	4.4	3.6	5.0	10.2	11.0	11.8	7.6	7.1	6.2	7.5	3.6	
			F	-	9.4	8.1	20.2	8.4	6.3	11.7	10.7	8.4	5.7	3.7	3.2	0.8	0.7	
T	M	-	7.8	4.2	7.5	4.6	5.3	10.5	10.9	11.1	7.2	6.5	5.6	6.2	3.0			
	F	-	2.5	4.9	10.5	15.1	16.4	15.9	11.9	7.6	5.6	3.2	1.9	1.7	1.1			
DISPENSING CHEMISTS	643	1A	M	-	4.2	9.8	19.7	21.4	14.9	10.4	8.7	6.8	2.5	0.9	0.4	0.2	0.0	
			F	-	3.2	6.8	14.2	17.7	15.8	13.7	10.6	7.3	4.3	2.3	1.3	1.1	0.7	
		1B	M	3.6	19.6	18.1	14.7	15.6	12.4	6.2	4.1	3.0	1.2	0.9	0.3	0.1	-	
			F	2.7	21.3	22.5	24.0	15.4	7.3	3.0	1.9	0.8	0.3	0.2	0.6	-		
		2	M	3.2	20.2	19.7	18.1	15.5	10.6	5.0	3.3	2.2	0.9	0.7	0.4	0.1	-	
			F	1.2	8.5	8.8	10.6	13.2	13.1	11.3	8.8	6.4	4.4	3.5	2.3	2.2	1.3	
		3	M	0.9	10.2	13.9	21.0	18.7	12.0	7.9	6.4	5.0	1.9	1.0	0.6	0.2	0.1	
			F	1.1	9.1	10.6	14.3	15.2	12.7	10.1	7.9	5.9	3.5	2.6	1.7	1.5	0.9	
		4	M	-	-	-	-	-	-	-	-	-	-	-	-	-	-	
			F	-	-	-	-	-	-	-	-	-	-	-	-	-	-	
		5	M	-	-	-	-	-	-	-	-	-	-	-	-	-	-	
			F	-	-	-	-	-	-	-	-	-	-	-	-	-	-	
MEDICAL GOODS, COSMETICS, CLEANING MAT.	644	1A	M	-	-	-	-	-	-	-	-	-	-	-	-	-		
			F	-	-	-	-	-	-	-	-	-	-	-	-	-		
		1B	M	-	-	-	-	-	-	-	-	-	-	-	-	-	-	
			F	-	-	-	-	-	-	-	-	-	-	-	-	-	-	
		2	M	-	-	-	-	-	-	-	-	-	-	-	-	-	-	
			F	-	-	-	-	-	-	-	-	-	-	-	-	-	-	
		3	M	-	-	-	-	-	-	-	-	-	-	-	-	-	-	
			F	-	-	-	-	-	-	-	-	-	-	-	-	-	-	
		4	M	-	-	-	-	-	-	-	-	-	-	-	-	-	-	
			F	-	-	-	-	-	-	-	-	-	-	-	-	-	-	
		5	M	-	-	-	-	-	-	-	-	-	-	-	-	-	-	
			F	-	-	-	-	-	-	-	-	-	-	-	-	-	-	
T	M	7.7	15.3	16.4	24.1	22.7	6.8	5.0	1.6	-	-	-	-	-	-			
	F	3.1	10.6	14.7	19.9	20.0	9.3	10.0	5.0	2.9	2.1	1.6	-	-	-			
T	M	0.6	21.8	9.7	8.1	15.4	12.3	4.0	2.1	2.6	3.6	3.4	2.4	3.2	2.3			
	F	0.3	11.1	5.4	8.1	12.1	9.8	12.4	8.5	4.2	3.7	4.2	3.1	3.1	2.5			

TAB.C5

SALARIES A TEMPS PLEIN SELON LA  
REMUNERATION MENSUELLE BRUTE (CORRIGEE)  
PAR ACTIVITE, SEXE ET QUALIFICATION

( % )

REMUNERATION MENSUELLE BRUTE CORRIGEE														SEXE	QUALIFICATION	NACE	ACTIVITE
(UNITES MONETAIRES NAT.)																	
450000	475000	500000	525000	550000	575000	600000	625000	650000	675000	700000	725000	>=	EMS				
474999	499999	524999	549999	574999	599999	624999	649999	674999	699999	724999	749999	750000	TOT.				
2.2	1.3	3.7	5.0	5.3	4.0	2.3	2.5	1.5	3.9	3.2	3.6	47.1	100.0	M	1A	61	COMMERCE DE GROS
2.2	1.2	3.6	4.7	5.1	4.1	23.5	3.8	1.6	3.8	3.1	3.5	30.6	100.0	F	1A	61	
5.4	4.0	6.7	5.1	5.3	4.3	3.2	2.5	1.6	3.8	3.1	3.5	46.4	100.0	T	1B	61	
7.1	16.1	4.0	2.8	3.0	1.1	3.5	3.1	3.5	3.2	3.1	2.5	12.6	100.0	M	1B	61	
5.5	4.8	6.5	5.0	5.1	4.1	3.3	3.1	7.6	2.5	1.7	1.9	7.2	100.0	T	2	61	
7.8	5.8	7.0	5.4	4.8	5.0	3.7	2.0	3.8	3.1	3.0	2.4	12.2	100.0	M	2	61	
6.3	5.5	3.9	5.0	1.6	1.6	4.6	0.1	0.1	0.7	0.1	0.2	0.7	100.0	F	2	61	
4.0	5.7	2.8	5.3	4.4	4.5	3.8	1.8	1.0	0.6	0.1	0.2	0.6	100.0	T	3	61	
4.5	4.6	1.0	0.5	0.3	0.1	0.4	0.2	0.2	0.1	0.1	0.1	0.1	100.0	M	3	61	
3.4	0.6	2.4	1.9	1.2	0.6	0.3	0.2	0.1	0.1	0.1	0.1	0.1	100.0	F	3	61	
0.8	0.5	0.4	0.2	0.2	0.1	0.0	0.0	0.0	0.0	0.0	0.0	0.0	100.0	M	4	61	
0.1	0.0	0.0	0.0	0.0	0.0	0.0	0.0	0.0	0.0	0.0	0.0	0.0	100.0	F	4	61	
0.5	0.4	0.2	0.2	0.1	0.0	0.0	0.0	0.0	0.0	0.0	0.0	0.0	100.0	T	5	61	
0.2	0.1	0.1	0.2	0.1	0.0	0.0	0.0	0.0	0.0	0.0	0.0	0.0	100.0	M	5	61	
0.1	0.1	0.1	0.1	0.1	0.1	0.1	0.1	0.1	0.1	0.1	0.1	0.1	100.0	F	5	61	
1.7	1.4	1.3	1.1	0.9	0.7	0.5	0.3	0.2	0.2	0.2	0.1	1.1	100.0	M	T	61	
0.4	0.3	0.2	0.2	0.1	0.1	0.2	0.0	0.0	0.0	0.0	0.0	0.1	100.0	F	T	61	
1.3	1.1	1.0	0.8	0.6	0.5	0.4	0.2	0.2	0.2	0.1	0.1	0.8	100.0	T	1A	641/642	
5.2	3.3	3.3	3.3	12.9	11.7	2.4	2.0	2.5	4.5	4.5	19.3	23.0	100.0	M	1A	641/642	
4.7	3.0	2.6	1.4	11.7	2.4	2.0	2.5	4.5	4.5	19.3	23.0	100.0	F	1A	641/642		
4.7	5.8	2.6	1.4	11.7	2.4	2.0	2.5	4.5	4.5	19.3	23.0	100.0	T	1B	641/642		
4.8	5.8	2.4	1.3	2.2	1.9	1.3	0.6	0.4	2.3	4.2	19.3	100.0	M	2	641/642		
7.5	3.7	4.8	4.2	5.5	2.1	1.3	0.6	0.4	2.3	4.2	19.3	100.0	F	2	641/642		
6.9	3.6	4.5	3.9	5.1	1.9	1.2	0.6	0.6	2.3	4.2	19.3	100.0	T	2	641/642		
2.4	2.4	2.8	2.1	1.2	0.3	0.3	0.3	0.3	0.3	0.3	0.3	0.3	100.0	M	3	641/642	
1.0	1.0	1.0	1.0	1.0	1.0	1.0	1.0	1.0	1.0	1.0	1.0	1.0	100.0	F	3	641/642	
2.1	2.1	2.2	1.7	1.0	0.3	0.3	0.3	0.3	0.3	0.3	0.3	0.3	100.0	T	3	641/642	
0.6	0.5	0.2	0.1	0.0	0.1	0.1	0.1	0.1	0.1	0.1	0.1	0.1	100.0	M	4	641/642	
0.4	0.3	0.1	0.1	0.0	0.0	0.0	0.0	0.0	0.0	0.0	0.0	0.0	100.0	F	4	641/642	
0.4	0.3	0.1	0.1	0.0	0.0	0.0	0.0	0.0	0.0	0.0	0.0	0.0	100.0	T	5	641/642	
1.0	0.8	0.7	0.5	0.4	0.3	0.1	0.1	0.0	0.0	0.0	0.1	0.5	100.0	M	T	641/642	
0.1	0.1	0.0	0.0	0.0	0.0	0.0	0.0	0.0	0.0	0.0	0.0	0.0	100.0	F	T	641/642	
0.7	0.5	0.4	0.3	0.3	0.2	0.1	0.0	0.0	0.0	0.0	0.0	0.3	100.0	T	1A	643	
9.6	5.4	5.4	5.4	5.4	5.4	5.4	5.4	5.4	5.4	5.4	5.4	25.1	100.0	M	1A	643	
6.5	16.3	10.4	12.5	6.8	3.8	8.4	8.4	8.4	8.4	8.4	8.4	24.6	100.0	F	1A	643	
8.1	8.8	13.2	13.2	8.5	4.8	8.4	8.4	8.4	8.4	8.4	8.4	25.1	100.0	T	1B	643	
7.1	13.4	7.2	12.7	7.5	4.2	3.9	2.5	2.5	2.5	2.5	2.5	24.6	100.0	M	2	643	
10.3	9.5	13.1	4.7	5.0	3.2	2.5	2.5	2.5	2.5	2.5	2.5	25.1	100.0	F	2	643	
7.5	5.6	3.8	3.8	1.4	1.4	1.4	1.4	1.4	1.4	1.4	1.4	1.4	100.0	T	3	643	
8.8	7.5	8.1	4.3	2.3	2.3	1.9	1.9	1.9	1.9	1.9	1.9	1.9	100.0	M	3	643	
2.2	1.4	1.6	1.6	1.6	1.6	1.6	1.6	1.6	1.6	1.6	1.6	1.6	100.0	F	3	643	
0.6	1.5	1.3	1.4	1.4	1.4	1.4	1.4	1.4	1.4	1.4	1.4	1.4	100.0	T	4	643	
0.6	1.9	1.3	1.4	1.4	1.4	1.4	1.4	1.4	1.4	1.4	1.4	1.4	100.0	M	4	643	
2.1	3.4	3.0	2.2	1.4	0.7	0.2	0.3	0.3	0.3	0.3	0.3	0.6	100.0	F	4	643	
1.8	1.6	1.0	1.8	0.5	0.5	0.6	0.4	0.4	0.4	0.4	0.4	0.4	100.0	T	5	643	
2.0	2.5	2.0	2.0	1.0	0.6	0.4	0.3	0.3	0.3	0.3	0.3	0.4	100.0	M	1A	644	
8.0	5.4	2.1	2.1	6.4	4.9	5.2	6.1	7.6	9.1	6.4	5.5	58.6	100.0	F	1A	644	
34.6	4.7	2.1	2.9	5.5	4.2	4.5	6.5	9.4	6.3	4.7	20.3	57.6	100.0	T	1A	644	
11.6	4.7	2.1	2.9	5.5	4.2	4.5	6.5	9.4	6.3	4.7	20.3	57.6	100.0	M	1B	644	
5.6	8.1	7.8	13.9	8.5	5.2	4.9	3.4	4.0	2.2	2.2	2.2	2.2	100.0	F	2	644	
22.7	6.7	7.9	7.9	8.5	5.2	4.9	3.4	4.0	2.2	2.2	2.2	2.2	100.0	T	2	644	
8.0	7.9	7.8	12.4	7.8	4.5	4.2	2.9	3.4	1.9	1.9	1.9	1.9	100.0	M	3	644	
9.4	2.7	2.5	2.0	1.4	0.6	0.6	0.6	0.6	0.6	0.6	0.6	0.6	100.0	F	3	644	
1.4	2.5	2.3	0.8	0.8	0.8	0.8	0.8	0.8	0.8	0.8	0.8	0.8	100.0	T	4	644	
6.6	2.6	2.4	1.6	1.1	0.7	0.7	0.7	0.7	0.7	0.7	0.7	0.7	100.0	M	4	644	
0.6	0.4	0.5	0.5	0.5	0.5	0.5	0.5	0.5	0.5	0.5	0.5	0.5	100.0	F	4	644	
0.3	0.2	0.3	0.3	0.3	0.3	0.3	0.3	0.3	0.3	0.3	0.3	0.3	100.0	T	5	644	
3.2	1.8	1.5	1.9	1.2	1.1	1.2	0.7	0.9	0.8	0.4	0.3	2.5	100.0	M	T	644	
1.1	0.5	0.7	0.3	0.1	0.1	0.1	0.1	0.1	0.1	0.1	0.1	0.1	100.0	F	T	644	
2.3	1.3	1.2	1.2	0.7	0.7	0.7	0.4	0.5	0.5	0.2	0.2	1.5	100.0	T	T	644	

TAB.C5

FULL-TIME EMPLOYEES ACCORDING TO GROSS MONTHLY PAY (CORRECTED), BY ACTIVITY, SEX AND QUALIFICATION

( % )

ACTIVITY	NACE	QUALIFICATION	SEX	GROSS MONTHLY PAY (CORRECTED)															
				(MAT. CURRENCY - UNITS)															
				< 125000	125000 149999	150000 174999	175000 199999	200000 224999	225000 249999	250000 274999	275000 299999	300000 324999	325000 349999	350000 374999	375000 399999	400000 424999	425000 449999		
CLOTHING	645	1A	M	-	-	-	-	-	-	-	-	-	-	9.0	6.5	10.4	3.2	-	
			F	-	-	-	-	-	-	45.9	-	-	-	-	-	-	-	-	-
		1B	M	-	-	-	-	-	9.3	-	-	-	-	2.2	9.1	-	4.4	11.6	3.8
			F	-	-	-	-	-	17.2	-	-	-	-	-	-	-	-	20.3	-
		2	M	-	-	-	3.6	-	10.4	5.9	-	1.9	10.7	-	3.8	12.8	4.6	-	-
			F	-	-	-	-	-	3.6	2.3	7.9	13.6	9.2	13.0	11.4	2.8	3.2	7.6	9.1
		3	M	-	0.6	3.1	-	-	8.4	4.2	19.7	13.0	9.9	11.4	2.8	3.2	7.6	9.1	-
			F	-	-	-	-	-	4.7	2.8	10.5	13.4	9.4	12.6	6.3	3.8	8.8	-	-
		4	M	2.1	5.4	10.5	8.8	2.5	10.0	16.2	14.4	10.7	5.9	3.4	2.1	1.3	0.5	0.4	0.1
			F	1.4	2.4	6.5	6.7	5.6	16.1	13.8	17.6	7.3	7.6	4.3	4.0	1.6	-	-	-
		5	M	4.8	10.1	21.3	23.2	15.0	10.8	6.9	3.9	1.6	1.1	0.6	0.2	-	-	-	-
			F	6.3	12.2	25.1	24.4	14.3	8.8	4.8	2.7	0.6	0.6	0.2	-	-	-	-	-
T	M	0.9	12.9	29.4	30.1	14.9	7.1	2.8	1.2	0.4	0.3	-	-	-	-	-	-		
	F	0.5	11.5	24.5	27.5	16.8	10.0	4.5	2.4	1.2	0.5	0.3	-	-	-	-	-		
FOOTWEAR, LEATHER GOODS	646	1A	M	0.2	7.7	16.1	25.1	20.6	11.6	7.3	4.8	3.0	1.2	1.2	0.3	0.2	0.2	0.6	
			F	0.1	6.1	12.8	20.8	18.9	12.4	9.2	6.3	4.6	2.2	1.9	1.1	0.7	0.7	0.6	-
		1B	M	-	-	-	-	-	-	-	-	-	-	-	-	-	-	-	-
			F	-	-	-	-	-	15.7	-	-	-	-	-	-	-	-	19.7	-
		2	M	-	-	-	-	9.9	14.9	-	-	-	-	-	-	-	-	-	-
			F	-	-	-	-	1.4	2.9	1.5	3.4	3.2	3.2	7.7	9.0	7.4	11.9	-	-
		3	M	-	-	-	-	1.2	2.6	3.0	4.2	3.0	5.1	8.6	8.6	6.9	10.9	-	-
			F	-	-	-	-	7.8	9.8	15.1	11.4	12.8	11.4	8.8	7.4	4.7	-	-	-
		4	M	-	30.1	-	2.3	9.8	15.1	21.3	9.2	4.7	4.7	-	-	-	-	-	-
			F	-	19.5	7.1	5.1	10.3	13.2	16.9	10.3	6.8	6.1	2.4	0.5	-	-	-	-
		5	M	6.5	19.6	13.7	22.9	18.1	9.7	4.2	1.1	1.9	0.6	0.9	0.5	-	-	-	-
			F	9.2	21.6	22.5	24.2	11.1	7.0	2.2	0.8	0.8	0.3	-	0.2	-	-	-	-
T	M	0.8	27.0	32.5	14.4	17.0	5.2	1.6	1.1	-	-	-	-	-	-	-	-		
	F	0.5	25.7	41.4	22.6	5.3	3.6	1.0	-	-	-	-	-	-	-	-	-	-	
FURN. FABRICS, HOUSEHOLD TEXTILES	647	1A	M	0.1	8.2	17.0	10.9	16.2	12.2	6.7	4.1	2.3	2.5	2.4	2.7	1.9	2.4	-	
			F	0.1	12.1	25.8	21.1	18.8	9.3	6.2	2.8	1.1	1.1	0.7	0.1	0.3	0.3	0.3	-
		1B	M	0.1	10.6	22.4	17.2	17.8	10.4	6.4	3.3	1.5	1.6	1.4	1.1	0.9	0.9	0.9	-
			F	-	-	-	-	-	-	-	-	-	-	-	-	-	-	-	-
		2	M	-	-	-	-	-	-	-	-	-	-	-	-	-	-	-	-
			F	-	-	-	-	-	-	-	-	-	-	-	-	-	-	-	-
		3	M	-	-	-	-	-	-	-	-	-	-	-	-	-	-	-	-
			F	-	-	-	-	-	-	-	-	-	-	-	-	-	-	-	-
		4	M	-	4.7	6.2	31.3	29.6	16.3	7.6	16.7	25.8	9.1	8.9	19.9	3.8	6.6	4.3	1.9
			F	-	2.1	4.7	23.1	22.6	17.6	12.4	3.9	4.2	3.0	3.0	2.1	-	-	-	-
		5	M	-	5.1	14.0	33.4	18.0	9.5	2.6	6.7	4.0	5.4	-	-	-	-	-	-
			F	-	18.5	8.6	6.8	37.4	25.4	-	-	-	-	-	-	-	-	-	-
T	M	-	8.9	12.5	25.9	23.5	14.0	1.9	5.7	2.9	3.8	-	-	-	-	-	-		
	F	-	1.4	5.7	18.3	14.4	13.0	12.9	9.1	6.3	4.8	4.5	2.1	2.1	1.4	-	-		
HOUSEHOLD FITMENTS, APPLIANCES	648/649	1A	M	-	6.8	6.2	24.6	28.7	16.7	5.7	1.7	2.7	2.3	2.9	1.5	1.3	1.1	-	
			F	-	3.4	5.9	20.7	19.8	14.4	10.1	6.3	4.9	3.9	3.9	1.5	1.3	1.1	-	-
		1B	M	-	-	-	-	-	-	-	-	-	-	-	-	-	-	-	-
			F	-	-	-	-	-	-	-	-	-	-	-	-	-	-	-	-
		2	M	-	-	0.7	-	2.5	16.2	1.2	13.0	15.9	6.5	19.8	7.9	4.0	2.9	6.8	-
			F	-	-	-	-	-	-	-	-	-	-	-	-	-	-	-	-
		3	M	-	-	0.6	-	2.2	1.1	11.8	26.5	13.5	17.8	7.6	4.7	4.9	6.3	-	-
			F	-	-	0.8	10.2	7.1	8.1	19.7	16.7	9.2	10.0	4.4	4.4	2.6	2.2	-	-
		4	M	-	-	1.6	-	5.2	7.6	24.5	7.9	21.3	26.2	10.6	6.3	3.5	3.1	1.7	0.4
			F	-	-	1.1	9.3	6.5	7.9	21.3	19.9	9.6	8.8	4.1	4.0	2.3	1.6	-	-
		5	M	-	1.1	9.9	21.8	25.3	16.9	11.6	5.3	3.2	1.5	0.9	1.3	0.6	0.4	-	-
			F	-	2.7	15.4	36.1	21.7	12.7	5.4	3.3	1.3	0.6	0.3	0.3	0.3	0.3	-	-
T	M	0.3	14.7	33.4	19.9	15.7	6.7	4.9	1.8	1.5	0.4	0.3	0.3	0.1	-	-	-		
	F	0.6	8.9	46.9	22.6	12.4	3.3	3.1	1.6	0.3	-	-	-	-	-	-	-		



TAB.C5

SALARIES A TEMPS PLEIN SELON LA  
REMUNERATION MENSUELLE BRUTE (CORRIGEE)  
PAR ACTIVITE, SEXE ET QUALIFICATION

( % )

REMUNERATION MENSUELLE BRUTE CORRIGEE														SEXE	QUALIFICATION	NACE	ACTIVITE		
(UNITES MONETAIRES NAT.)																			
450000	475000	500000	525000	550000	575000	600000	625000	650000	675000	700000	725000	>=	EMS.						
474999	499999	524999	549999	574999	599999	624999	649999	674999	699999	724999	749999	750000	TOT.						
	4.4	4.1			6.7					7.4	6.6	32.4	100.0	M	1A	645	ARTICLES D HABILLEMENT		
3.0	3.7	7.3			5.6					6.1	7.8	26.9	100.0	F	1A	645			
1.5	8.2	7.0	7.9	10.0		4.1	6.5			5.0			100.0	T	1B	645			
1.9	7.1	7.8	6.8	8.7		3.6	5.6			4.3			100.0	M	2	645			
4.6	4.7	2.9	3.0	2.7	2.5	1.4	3.1						100.0	F	2	645			
2.1	3.3	6.4											100.0	T	2	645			
4.0	4.4	3.7	2.7	2.1	2.1	1.2	2.4						100.0	M	3	645			
1.8	1.0	1.7	1.4										100.0	F	3	645			
0.7	0.7	0.6											100.0	T	3	645			
1.3	0.8	1.2	0.8										100.0	M	4	645			
0.2	0.1	0.3	0.1										100.0	F	4	645			
0.1	0.0	0.1	0.0										100.0	T	4	645			
													100.0	M	5	645			
													100.0	F	5	645			
0.7	0.7	0.7	0.5	0.4	0.3	0.2	0.3	0.1	0.1	0.1	0.1	0.5	100.0	T	5	645			
0.1	0.1	0.2			0.0	0.1							100.0	M	1A	646	CHAUSSURES, MAROQUINERIE		
0.4	0.3	0.4	0.2	0.2	0.1	0.1	0.1	0.0	0.1	0.0	0.1	0.2	100.0	F	1A	646			
												38.1	100.0	T	1B	646			
												27.2	100.0	M	2	646			
												25.9	100.0	F	2	646			
9.8	9.4	8.4	5.5	6.1	1.8	0.9	2.2	1.8	0.8			0.9	100.0	T	3	646			
	9.1	9.1											100.0	M	3	646			
8.6	9.4	8.5	5.3	5.3	1.6	1.4	1.9	1.6	0.7			0.8	100.0	F	3	646			
		1.7											100.0	T	4	646			
		0.9											100.0	M	4	646			
													100.0	F	4	646			
													100.0	T	5	646			
													100.0	M	5	646			
													100.0	F	5	646			
2.0	1.8	1.8	1.2	1.1	0.4	0.2	0.4	0.3	0.2			0.2	0.8	100.0	T	1A		647	TISSUS D AMEUBLEMENT
0.8	0.8	0.8	0.5	0.4	0.2	0.1	0.2	0.1	0.1			0.1	0.3	100.0	F	1A	647		
														100.0	T	1B	647		
														100.0	M	2	647		
26.5			20.9											100.0	F	2	647		
33.3			19.0											100.0	T	3	647		
														100.0	M	3	647		
														100.0	F	3	647		
														100.0	T	4	647		
														100.0	M	4	647		
														100.0	F	4	647		
														100.0	T	5	647		
1.2		0.7	1.1											100.0	M	1A	648/649	EQUIPEMENT DU FOYER	
1.0		0.4	0.7											100.0	F	1A	648/649		
			2.9		1.6							3.6	21.8	100.0	T	1B	648/649		
			2.9		1.6							3.5	21.9	100.0	M	2	648/649		
2.7	2.8	3.1	1.4	0.6		1.4	0.7					0.4	4.6	100.0	F	2	648/649		
2.6	3.0	3.0	1.3	0.6		1.3	0.7					0.4	4.3	100.0	T	3	648/649		
2.5	3.4	2.3	3.6	1.6	1.1		3.7	0.3						100.0	M	3	648/649		
	4.7													100.0	F	3	648/649		
2.4	3.5	2.8	3.5	1.4	1.0		3.3	0.3				0.5		100.0	T	4	648/649		
2.0	1.6	0.5	0.2	0.2										100.0	M	4	648/649		
0.8	0.8													100.0	F	4	648/649		
1.6	1.3	0.4	0.1	0.1										100.0	T	5	648/649		
0.1		0.1												100.0	M	5	648/649		
0.1	0.0													100.0	F	5	648/649		
0.1	0.1													100.0	T	T	648/649		
0.0	0.1													100.0	M	T	648/649		
0.4	0.4	0.2	0.2	0.1	0.1	0.1	0.1	0.0				0.1	0.6	100.0	F	T	648/649		
0.2	0.2	0.1												100.0	T	T	648/649		
0.3	0.3	0.2	0.2	0.1	0.1	0.0	0.1	0.0				0.1	0.4	100.0	F	T	648/649		

TAB.C5

FULL-TIME EMPLOYEES ACCORDING TO GROSS MONTHLY PAY (CORRECTED), BY ACTIVITY, SEX AND QUALIFICATION

( % )

ACTIVITY	RACE	QUALIFICATION	SEX	GROSS MONTHLY PAY (CORRECTED)													
				(NAT. CURRENCY - UNITS)													
				<	125000	150000	175000	200000	225000	250000	275000	300000	325000	350000	375000	400000	425000
				125000	149999	174999	199999	224999	249999	274999	299999	324999	349999	374999	399999	424999	449999
BOOKS, NEWSPR., STATIONERY, OFFICE SUPPS.	653	1A	M	-	-	-	-	-	-	-	-	-	-	-	-		
			F	-	-	-	-	-	-	-	-	-	-	-	-	-	
		1B	M	-	-	-	-	-	-	2.2	-	-	-	-	6.2	4.5	
			F	-	-	-	-	-	-	-	-	-	34.7	-	-	-	
		2	M	-	-	-	9.7	-	1.8	-	4.9	6.2	4.7	6.8	7.2	3.5	
			F	-	-	-	-	-	-	-	10.6	-	-	8.9	9.5	10.0	
		3	M	-	1.3	1.3	7.8	1.6	1.5	-	6.0	5.0	5.0	7.2	7.7	4.7	
	F		-	-	-	3.1	-	13.0	16.9	12.3	10.5	14.9	9.7	5.1	3.9		
	4	M	-	1.2	0.9	7.0	1.4	5.3	12.6	11.7	11.7	11.1	10.8	7.2	4.2		
		F	-	0.6	1.7	14.2	14.2	13.3	12.0	12.1	9.6	6.0	5.5	4.5	1.9		
	5	M	-	1.7	15.8	25.9	15.8	10.1	13.3	6.8	6.2	2.4	0.7	0.9	0.2		
		F	-	1.2	8.9	20.2	15.0	11.7	12.6	9.4	7.9	4.1	3.0	2.7	1.0		
	T	M	10.1	17.4	21.2	13.5	9.8	10.1	6.7	4.1	3.0	1.4	1.1	0.9	0.2		
		F	8.7	33.9	26.3	14.6	7.4	5.1	2.6	-	-	-	-	-	-		
OTHER RETAIL DISTRIBUTION	654/655	1A	M	0.4	9.6	23.7	23.2	13.9	8.9	8.2	5.1	2.7	1.9	0.9	0.7		
			F	3.4	6.1	14.2	10.6	8.9	9.8	9.2	7.6	5.1	5.1	4.2	2.1		
		1B	M	0.1	3.5	11.2	17.8	11.9	9.1	10.4	8.0	6.5	4.4	3.7	3.0	1.5	
			F	-	-	-	-	-	-	-	-	-	-	-	-	-	
		2	M	-	-	-	-	-	-	-	-	-	2.9	4.6	-	9.9	
			F	-	-	-	-	-	-	-	-	-	25.8	-	-	9.3	
		3	M	-	-	-	-	-	-	-	-	-	5.1	5.1	-	9.0	
	F		-	-	-	-	-	-	-	-	-	7.8	9.3	5.4	9.7		
	4	M	-	-	-	-	-	-	1.5	4.3	7.0	7.8	9.3	5.4	6.7		
		F	-	-	-	-	-	-	-	10.9	14.9	10.7	16.5	5.4	6.7		
	5	M	-	-	0.7	1.9	2.5	4.0	12.0	15.4	11.5	9.7	7.7	7.8	4.9		
		F	-	-	2.1	-	1.2	6.3	9.9	17.3	18.4	15.0	11.8	6.6	5.8		
	T	M	0.5	0.9	1.7	2.2	4.5	11.6	15.8	12.9	10.8	8.5	7.6	5.0	3.8		
		F	0.9	3.1	10.7	17.4	15.2	14.2	12.8	8.3	6.1	3.5	2.2	2.1	1.7		
VARIOUS NON-FOOD PRODUCTS	656	1A	M	-	-	-	-	-	-	-	-	-	-	-	-		
			F	-	-	-	-	-	-	-	-	-	-	-	-	-	
		1B	M	-	-	-	-	0.8	-	-	-	-	-	7.0	7.0	-	
			F	-	-	-	-	-	-	-	-	-	-	5.5	4.5	1.0	
		2	M	-	-	-	-	0.8	-	7.5	-	-	-	0.6	5.5	4.2	
			F	-	-	-	-	0.3	0.4	-	0.6	0.7	3.8	6.2	4.6	3.7	
		3	M	-	-	-	0.4	0.2	0.4	-	0.7	1.0	4.1	5.6	4.8	4.0	
	F		-	0.4	1.2	1.8	0.8	1.3	4.1	9.7	9.5	13.3	15.0	15.9	10.7		
	4	M	-	0.2	0.7	0.9	0.7	1.0	2.4	8.2	8.5	10.1	13.8	16.3	12.2		
		F	-	0.6	1.6	2.2	8.1	12.8	14.9	12.4	11.6	11.6	10.5	6.7	2.8		
	5	M	-	1.6	3.2	3.8	18.8	26.2	9.4	6.2	13.9	8.6	5.0	2.1	0.9		
		F	-	1.3	2.7	3.3	15.4	21.9	11.1	8.1	13.2	9.5	6.8	3.5	1.5		
	T	M	0.4	3.4	3.3	12.3	23.7	16.1	8.0	13.1	10.1	5.7	2.3	0.9	0.7		
		F	0.4	10.4	6.5	19.6	32.0	13.0	5.1	6.8	4.7	1.1	0.3	-	-		
RETAIL TRADE	64/653-656	1A	M	0.2	6.7	4.8	15.8	27.7	14.6	6.6	10.1	7.5	3.5	1.4	0.5		
			F	0.1	1.1	1.6	4.1	9.8	10.3	9.4	10.1	9.2	8.3	7.9	6.3	3.8	
		1B	M	0.1	2.8	3.5	6.0	19.2	22.0	8.2	6.5	12.0	7.8	5.0	2.8	1.6	
			F	0.0	2.1	2.7	5.2	15.3	17.1	8.7	8.0	10.8	8.0	6.2	4.3	2.5	
		2	M	-	-	-	-	-	16.0	8.8	-	-	-	-	12.5	12.7	
			F	-	-	-	-	-	2.1	0.9	10.8	3.1	5.7	11.8	11.8	2.8	
		3	M	-	-	-	5.4	5.3	1.0	0.5	5.4	4.3	6.7	4.2	5.4	4.3	
	F		-	-	-	2.6	11.4	3.4	-	6.4	5.3	7.4	2.1	5.5	3.8		
	4	M	-	-	0.1	0.9	0.9	1.9	3.4	6.3	5.1	8.6	9.4	5.9	5.3		
		F	-	-	0.5	1.6	1.3	3.9	3.4	9.9	8.2	8.4	9.2	6.4	9.1		
	5	M	-	1.7	1.2	4.7	3.7	5.0	13.0	12.8	10.7	8.1	7.7	7.9	6.6		
		F	-	1.4	3.3	6.3	5.4	5.6	11.8	15.3	11.0	10.2	9.0	7.7	5.0		
	T	M	-	1.6	1.9	5.3	4.3	5.2	12.6	13.7	10.8	8.8	8.1	7.9	6.1		
		F	-	1.5	5.9	13.0	17.8	15.7	13.9	9.8	6.9	5.3	3.9	2.7	1.5		
64/653-656	1A	M	-	3.8	9.0	16.9	21.1	18.8	9.0	5.8	7.6	4.1	2.3	1.0	0.4		
		F	-	2.7	7.5	15.0	19.5	17.3	11.4	7.7	7.2	4.7	3.1	1.8	0.9		
	1B	M	1.0	13.0	21.7	18.1	17.2	10.9	6.6	4.8	3.5	1.6	0.8	0.3	0.2		
		F	1.3	13.7	26.5	24.1	18.2	7.7	3.6	2.7	1.4	0.4	0.2	0.1	-		
	2	M	1.1	13.3	23.5	20.3	17.6	9.7	5.5	4.0	2.7	1.1	0.6	0.3	0.1		
		F	0.3	5.0	9.8	12.4	14.4	11.6	10.4	8.0	6.2	4.6	3.8	2.9	2.1		
	T	M	0.3	6.0	12.7	17.5	18.8	14.8	7.8	5.8	6.3	3.7	2.4	1.4	0.8		
F		0.3	5.4	11.0	14.6	16.3	13.0	9.3	7.0	6.2	4.2	3.2	2.2	1.5			



TAB.C6

FULL-TIME EMPLOYEES ACCORDING  
TO GROSS ANNUAL PAY,  
BY ACTIVITY, SEX AND QUALIFICATION

( % )

ACTIVITY	WAGE	QUALIFICATION	SEX	GROSS ANNUAL PAY (NAT. CURRENCY - THOUSANDS OF UNITS)														
				<1500	>=1500 <1800	>=1800 <2100	>=2100 <2400	>=2400 <2700	>=2700 <3000	>=3000 <3300	>=3300 <3600	>=3600 <3900	>=3900 <4200	>=4200 <4500	>=4500 <4800	>=4800 <5100	>=5100 <5400	
AGRIC. PRIMARY PROD., LIVE- STOCK, TEXT.	611	1A	M	-	-	-	-	-	-	-	-	-	-	-	-	-	-	
			F	-	-	-	-	-	-	-	-	-	-	-	-	-	-	-
	1B	M	-	-	-	-	-	-	1.1	-	-	-	-	1.6	8.4	4.2	6.9	
		F	-	-	-	-	-	-	-	-	-	-	-	-	-	-	-	
	2	M	-	-	-	-	-	-	1.1	-	-	-	-	1.5	8.2	4.1	6.7	
		F	-	-	-	-	-	-	-	-	-	-	-	-	-	-	-	
	3	M	-	-	-	-	-	-	-	1.5	3.1	5.0	3.1	5.2	25.4	4.7	21.0	
		F	-	-	-	-	-	-	-	-	-	-	-	-	-	-	-	
	4	M	0.6	1.5	4.6	1.2	2.6	5.1	5.9	10.4	8.4	9.5	9.6	4.2	4.8	5.9	4.0	
		F	1.1	0.8	9.9	18.4	23.4	15.5	11.9	3.1	5.4	3.5	1.9	1.0	3.7	-	-	
	5	M	0.7	1.4	5.8	7.7	16.9	11.6	9.1	6.5	7.0	6.6	7.2	6.7	5.7	5.2	3.6	
		F	3.2	3.9	6.5	12.6	15.4	19.5	15.4	11.2	5.3	4.3	1.1	1.3	-	-	0.4	
	T	M	6.6	19.5	8.3	20.9	28.6	8.0	4.3	1.8	0.9	0.7	0.5	-	-	-	-	
		F	4.3	9.0	7.1	15.3	19.7	15.7	11.8	8.1	3.9	3.1	0.9	0.9	-	-	0.2	
FUELS, ORES, INDUSTRIAL CHEMICALS	612	1A	M	1.6	2.1	4.3	6.9	11.6	12.0	9.8	8.4	6.2	5.9	4.6	4.6	3.1	3.1	
			F	4.3	12.1	8.1	17.9	24.3	10.2	6.9	3.5	3.3	2.8	1.4	0.6	1.4	1.1	1.1
	1B	M	2.3	4.6	5.2	9.7	14.8	11.6	9.1	7.2	5.5	5.1	3.8	3.6	2.7	2.6	2.6	
		F	-	-	-	-	-	-	-	-	2.0	1.0	1.1	-	-	3.7	4.3	
	2	M	-	-	-	-	-	-	-	-	2.8	-	-	-	-	-	-	
		F	-	-	-	-	-	-	-	-	-	-	-	-	-	-	-	
	3	M	-	-	-	-	-	-	-	-	3.2	-	-	-	-	-	-	
		F	-	-	-	-	-	-	-	-	-	-	-	-	-	-	-	
	4	M	1.0	-	-	3.8	-	-	-	-	2.2	3.5	2.5	5.2	2.0	6.2	10.1	7.2
		F	-	-	-	-	-	-	-	-	4.8	9.3	2.6	7.7	3.3	3.6	7.6	7.9
	5	M	-	-	-	-	-	-	-	-	2.6	4.3	2.5	5.6	2.8	5.8	9.3	7.3
		F	-	-	-	-	-	-	-	-	3.9	5.7	11.1	9.3	12.2	9.6	9.6	7.3
	T	M	-	0.1	1.1	2.4	1.9	2.5	6.3	9.8	11.1	11.1	11.5	16.2	10.7	6.3	4.4	
		F	-	0.1	0.9	2.6	2.1	4.6	6.9	11.1	9.8	12.0	11.5	9.9	7.0	5.2	5.2	
TIMBER, BUILDING MATERIALS	613	1A	M	0.6	0.9	3.2	9.7	11.6	15.5	16.8	13.8	11.0	5.5	4.2	2.7	1.9	1.3	
			F	2.8	2.2	4.3	9.9	16.9	17.0	17.1	12.2	7.2	5.1	2.7	1.9	0.6	-	-
	1B	M	1.2	1.2	3.5	9.7	12.9	15.9	16.8	13.4	10.1	5.4	3.8	2.5	1.6	1.0	1.0	
		F	1.7	7.7	12.6	15.8	18.2	13.7	11.9	8.6	3.8	2.4	1.2	1.0	0.6	0.3	-	
	2	M	5.0	5.6	16.0	30.7	22.5	11.3	4.8	1.7	3.6	1.9	0.9	0.8	0.5	0.2	0.2	
		F	2.5	7.2	13.4	19.4	19.2	13.1	10.1	6.9	3.3	1.9	0.9	0.8	0.5	0.2	0.2	
	3	M	0.8	2.3	4.6	8.4	9.7	10.9	11.5	10.1	7.8	5.2	4.3	4.0	3.1	2.5	2.5	
		F	2.6	2.5	6.2	13.2	14.2	12.5	12.0	8.8	6.6	5.3	5.0	3.5	2.0	1.3	1.3	
	4	M	1.2	2.3	5.0	9.5	10.8	11.3	11.6	9.8	7.5	5.2	4.5	3.9	2.9	2.2	2.2	
		F	-	-	-	-	-	-	-	-	-	-	-	-	-	-	-	
	5	M	-	-	-	-	-	-	-	-	-	-	-	-	-	-	-	
		F	-	-	-	-	-	-	-	-	-	-	-	-	-	-	-	
	T	M	-	-	-	-	-	-	-	-	-	-	-	-	-	-	-	
		F	-	-	-	-	-	-	-	-	-	-	-	-	-	-	-	
MACHINERY, EQUIPMENTS, VEHICLES	614	1A	M	-	-	-	-	-	-	-	-	-	-	-	-	-	-	
			F	-	-	-	-	-	-	-	-	-	-	-	-	-	-	-
	1B	M	-	-	-	-	-	-	-	-	-	-	-	-	-	-	-	
		F	-	-	-	-	-	-	-	-	-	-	-	-	-	-	-	
	2	M	-	-	-	-	-	-	-	-	-	-	-	-	-	-	-	
		F	-	-	-	-	-	-	-	-	-	-	-	-	-	-	-	
	3	M	-	-	-	-	-	-	-	-	-	-	-	-	-	-	-	
		F	-	-	-	-	-	-	-	-	-	-	-	-	-	-	-	
	4	M	-	-	-	-	-	-	-	-	-	-	-	-	-	-	-	
		F	-	-	-	-	-	-	-	-	-	-	-	-	-	-	-	
	5	M	-	-	-	-	-	-	-	-	-	-	-	-	-	-	-	
		F	-	-	-	-	-	-	-	-	-	-	-	-	-	-	-	
	T	M	-	-	-	-	-	-	-	-	-	-	-	-	-	-	-	
		F	-	-	-	-	-	-	-	-	-	-	-	-	-	-	-	

TAB.C6

SALARIES A TEMPS PLEIN SELON LA  
REMUNERATION ANNUELLE BRUTE  
PAR ACTIVITE, SEXE ET QUALIFICATION

( % )

REMUNERATION ANNUELLE BRUTE (MILLIERS D UNITES MONETAIRES NAT.)													SEXE	QUALIFICATION	NACE	ACTIVITE		
>=5400 <5700	>=5700 <6000	>=6000 <6300	>=6300 <6600	>=6600 <6900	>=6900 <7200	>=7200 <7500	>=7500 <7800	>=7800 <8100	>=8100 <8400	>=8400 <8700	>=8700 <9000	>=9000					ENS. TOG.	
4.4	-	-	4.4	-	5.8	4.6	-	2.7	-	-	-	66.5	100.0	M	1A	611	MAT. PREM. AGR., ANIMAUX, TEXTILES	
4.4	-	-	4.3	-	5.8	4.6	-	2.7	-	-	-	66.4	100.0	F	T			
1.6	7.5	8.2	7.7	9.4	5.9	-	5.4	-	1.6	-	-	25.2	100.0	M	1B			
-	-	-	-	-	-	-	-	-	-	-	-	-	100.0	F	T			
1.5	8.4	8.0	7.5	9.1	5.8	-	5.3	-	1.5	-	-	24.9	100.0	M	2			
5.1	9.3	6.3	5.6	6.3	4.8	9.2	5.5	1.7	2.2	-	-	2.2	100.0	M	F			
-	-	-	21.5	-	-	-	-	-	-	-	-	-	100.0	F	T			
4.4	8.0	5.4	8.0	5.4	4.6	10.5	4.8	1.5	1.9	-	-	1.9	100.0	M	3			
8.0	7.6	7.6	4.1	7.9	1.4	2.9	-	-	-	-	-	-	100.0	M	F			
2.0	-	-	-	-	-	-	-	-	-	-	-	-	100.0	F	T			
7.0	6.4	6.4	3.4	6.7	1.2	2.4	-	-	-	-	-	-	100.0	M	4			
2.3	1.2	0.8	0.9	-	-	-	-	-	-	-	-	-	100.0	M	F			
-	-	-	-	-	-	-	-	-	-	-	-	-	100.0	F	T			
1.8	1.0	0.6	0.7	-	-	-	-	-	-	-	-	-	100.0	M	5			
-	-	-	-	-	-	-	-	-	-	-	-	-	100.0	F	T			
2.3	2.4	2.0	1.6	1.8	0.9	1.2	0.7	0.2	0.2	0.3	-	2.1	100.0	M	T			
0.2	-	-	1.0	-	-	-	-	-	-	-	-	0.1	100.0	F	T			
1.8	1.8	1.5	1.4	1.4	0.7	1.1	0.5	0.2	0.2	0.2	-	1.5	100.0	M	1A	612	COMBUSTIBLES, MINERAIS, PR. CHIMIQUES	
1.5	1.0	6.1	-	1.5	-	4.7	-	3.4	1.6	-	-	3.8	60.5	100.0	M	F		
-	-	-	-	-	-	-	-	-	-	-	-	-	100.0	F	T			
1.4	1.0	6.1	-	1.4	-	4.7	-	3.4	1.6	-	-	3.8	60.7	100.0	M	T		
3.0	3.4	4.2	1.4	6.9	4.6	4.8	3.1	4.0	3.1	4.7	3.0	38.4	100.0	M	1B			
-	-	9.4	7.4	-	-	-	-	-	-	15.0	-	18.7	100.0	F	T			
3.4	3.4	4.6	1.8	6.4	4.2	4.7	3.1	4.4	2.9	5.5	2.7	36.9	100.0	M	2			
7.0	6.8	6.9	4.9	7.9	6.4	3.4	3.0	1.7	1.4	0.7	-	0.5	100.0	M	F			
11.3	6.8	4.4	8.1	1.9	3.9	-	-	-	-	-	-	-	100.0	F	T			
7.6	6.8	6.5	5.3	7.1	5.6	3.5	2.7	1.5	1.2	0.6	-	0.4	100.0	M	3			
5.6	4.7	2.9	2.0	1.8	0.9	0.7	0.6	0.2	0.4	-	-	0.2	100.0	M	F			
3.0	1.2	1.6	-	-	-	-	-	-	-	-	-	-	100.0	F	T			
4.9	3.7	2.5	1.5	1.3	0.7	0.5	0.4	0.2	0.3	-	-	0.1	100.0	M	4			
0.7	0.4	0.0	-	0.0	0.1	-	-	-	-	-	-	-	100.0	M	F			
-	-	-	-	-	-	-	-	-	-	-	-	-	100.0	F	T			
0.5	0.3	0.0	-	0.0	0.1	-	-	-	-	-	-	-	100.0	M	5			
0.5	-	-	-	-	-	-	-	-	-	-	-	-	100.0	F	T			
0.4	-	-	-	-	-	-	-	-	-	-	-	-	100.0	M	T			
2.1	1.7	1.4	0.9	1.4	1.0	0.8	0.5	0.5	0.4	0.3	0.3	3.4	100.0	M	F			
1.3	0.6	0.7	0.6	0.1	0.1	0.2	0.1	-	-	0.2	-	0.3	100.0	F	T			
1.9	1.5	1.3	0.8	1.1	0.8	0.6	0.4	0.4	0.3	0.3	0.2	2.6	100.0	M	1A	613	BOIS, MATERIAUX DE CONSTR.	
-	-	-	-	-	-	10.2	-	-	-	-	-	53.3	100.0	M	F			
-	-	-	-	-	-	8.9	-	-	-	-	-	46.3	100.0	F	T			
-	-	4.7	4.0	-	-	-	-	4.8	2.0	1.3	-	17.2	100.0	M	1B			
-	-	-	-	-	-	-	-	-	-	-	-	-	100.0	F	T			
-	-	4.1	3.5	-	-	-	-	4.2	1.7	1.2	-	15.0	100.0	M	2			
3.1	4.2	1.5	3.5	0.6	2.4	1.0	0.8	1.8	0.7	-	1.2	-	100.0	M	F			
-	-	-	-	-	-	-	-	-	-	-	-	-	100.0	F	T			
3.0	3.7	1.5	3.2	0.6	2.1	0.9	0.7	1.6	0.6	-	-	1.1	0.6	100.0	M	3		
0.8	3.8	0.9	0.4	-	0.5	1.3	-	-	-	-	-	-	100.0	M	F			
-	-	-	-	-	-	-	-	-	-	-	-	-	100.0	F	T			
0.6	2.9	0.7	0.3	-	0.4	1.0	-	-	-	-	-	-	100.0	M	4			
-	-	-	-	-	-	-	-	-	-	-	-	-	100.0	F	T			
-	-	-	-	-	-	-	-	-	-	-	-	-	100.0	M	5			
-	-	-	-	-	-	-	-	-	-	-	-	-	100.0	F	T			
0.3	0.8	0.6	0.4	0.0	0.6	0.4	0.1	0.2	0.1	0.1	0.1	1.1	100.0	M	T			
-	-	-	-	-	-	-	-	-	-	-	-	-	100.0	F	T			
0.3	0.6	0.5	0.3	0.0	0.6	0.4	0.1	0.2	0.1	0.1	0.1	0.9	100.0	M	1A	614	MACHINES, VEHICULES	
-	1.7	-	-	1.7	-	-	2.1	2.8	3.3	5.9	4.3	64.4	100.0	M	F			
-	-	-	-	-	-	-	-	-	-	-	-	44.5	100.0	F	T			
1.8	1.6	-	-	1.6	-	-	2.0	2.7	3.1	6.5	4.1	63.5	100.0	M	1B			
3.2	2.8	2.9	2.3	5.1	6.2	7.0	1.9	5.2	5.3	4.3	5.2	30.9	100.0	M	F			
-	-	-	-	-	-	-	-	18.8	-	-	-	-	100.0	F	T			
3.8	3.2	2.7	2.7	4.8	5.7	6.5	1.8	6.2	5.0	4.0	5.4	28.8	100.0	M	2			
6.9	6.5	10.7	5.7	5.4	6.8	3.2	1.8	1.7	1.4	1.5	0.9	2.2	100.0	M	F			
10.3	7.2	2.8	2.6	4.7	-	-	-	-	-	-	-	-	100.0	F	T			
7.3	6.6	9.9	5.3	5.2	6.5	2.8	1.6	1.5	1.3	1.4	0.8	1.9	100.0	M	3			
4.3	5.4	3.1	2.0	1.6	1.1	1.0	0.6	-	-	-	-	-	100.0	M	F			
-	1.0	0.8	-	-	-	-	-	-	-	-	-	-	100.0	F	T			
3.4	4.4	2.5	1.6	1.3	0.8	0.8	0.6	-	-	-	-	-	100.0	M	4			
1.0	0.1	0.4	-	0.3	-	-	-	-	-	-	-	-	100.0	M	F			
-	-	-	-	-	-	-	-	-	-	-	-	-	100.0	F	T			
0.7	0.1	0.3	-	0.2	-	-	-	-	-	-	-	-	100.0	M	5			
-	-	-	-	-	-	-	-	-	-	-	-	-	100.0	F	T			
-	-	-	-	-	-	-	-	-	-	-	-	-	100.0	M	T			
2.4	2.2	2.3	1.3	1.4	1.4	1.0	0.5	0.6	0.5	0.6	0.5	3.8	100.0	M	F			
0.7	0.6	0.3	0.3	-	0.2	-	-	0.2	-	-	-	0.2	100.0	F	T			
1.9	1.8	1.8	1.0	1.1	1.1	0.7	0.4	0.5	0.4	0.4	0.4	2.8	100.0	M	T			

TAB.C6

FULL-TIME EMPLOYEES ACCORDING TO GROSS ANNUAL PAY, BY ACTIVITY, SEX AND QUALIFICATION

( % )

ACTIVITY	NACE	QUALIFICATION	SEX	GROSS ANNUAL PAY (NAT. CURRENCY - THOUSANDS OF UNITS)															
				< 1500	>=1500 <1800	>=1800 <2100	>=2100 <2400	>=2400 <2700	>=2700 <3000	>=3000 <3300	>=3300 <3600	>=3600 <3900	>=3900 <4200	>=4200 <4500	>=4500 <4800	>=4800 <5100	>=5100 <5400		
FURNITURE, HSEHD. GOODS, HARDWARE	615	1A	M	-	-	-	-	-	-	-	-	-	4.1	-	-	-	-	-	
			F	-	-	-	-	-	-	-	-	-	-	-	-	-	-	-	
		1B	M	-	-	-	-	-	-	-	-	4.5	1.1	2.4	13.4	0.5	1.2	4.0	-
			F	-	-	-	-	-	-	-	-	-	-	-	20.7	-	-	-	-
		2	M	-	-	-	-	0.9	2.9	5.5	19.4	4.2	1.7	2.3	13.9	2.1	1.2	4.5	-
			F	-	-	-	-	-	-	-	-	-	-	-	20.6	6.5	10.5	8.0	-
		3	M	-	0.4	1.6	3.7	3.0	8.8	6.9	9.6	10.8	11.5	11.3	9.3	9.3	5.7	4.2	-
			F	-	0.8	2.8	19.4	6.4	12.4	13.4	10.8	8.1	8.7	6.3	3.2	5.3	1.2	-	-
		4	M	0.7	1.4	4.5	14.0	20.4	19.1	12.5	8.8	6.2	4.8	2.2	2.3	5.6	3.4	1.0	-
			F	9.3	3.1	8.3	20.5	22.1	15.2	10.3	7.3	1.7	1.4	0.8	-	-	-	-	-
		5	M	3.6	2.0	5.7	16.1	21.0	17.8	11.8	8.3	4.7	3.7	1.7	1.5	0.7	0.7	-	-
			F	2.7	20.6	11.1	24.1	19.8	8.4	5.9	2.7	0.9	1.1	1.0	0.1	0.2	0.2	-	-
T	M	4.8	13.4	21.6	42.6	12.9	3.6	-	-	-	-	-	-	-	-	-	-		
	F	3.3	18.8	13.7	28.6	18.1	7.2	4.5	2.2	0.8	0.9	0.7	0.1	0.2	0.2	-	-		
TEXTILES, CLOTH- ING, FOOTWR. LEATHERWARE	616	1A	M	-	-	-	-	-	-	-	-	-	-	-	-	-	-		
			F	-	-	-	-	-	-	-	-	-	-	-	-	-	-	-	
		1B	M	-	-	-	-	-	-	-	-	2.6	4.0	3.1	2.5	14.7	4.2	4.3	-
			F	-	-	-	-	-	-	-	-	-	-	-	-	-	-	-	-
		2	M	-	0.8	-	-	-	-	-	-	2.3	7.0	4.5	2.2	12.8	3.7	4.3	-
			F	-	-	6.0	-	-	-	2.2	12.3	8.9	6.6	13.3	7.2	8.5	6.7	10.0	5.6
		3	M	0.6	0.6	1.6	2.3	1.4	0.7	11.5	16.7	13.5	11.5	8.9	4.6	5.6	4.2	4.6	-
			F	-	0.7	3.1	3.9	5.5	14.5	16.7	13.5	11.5	8.9	4.6	5.6	4.2	4.6	-	-
		4	M	1.7	4.5	18.1	21.6	17.3	14.0	9.6	5.8	2.6	1.2	1.1	1.1	0.2	0.4	-	-
			F	1.4	4.3	18.5	29.0	25.7	9.7	5.9	3.1	1.5	0.6	0.3	0.1	-	-	-	-
		5	M	1.6	4.4	18.3	25.1	21.2	12.0	7.9	4.5	2.1	0.9	0.7	0.6	0.1	0.2	-	-
			F	7.6	13.4	17.7	21.9	15.6	10.1	6.9	3.1	1.6	0.9	0.3	0.3	-	-	-	-
T	M	5.3	21.4	25.6	31.8	19.6	4.3	0.7	1.0	0.3	-	-	-	-	-	-	-		
	F	6.6	16.9	21.2	26.2	13.0	7.6	4.2	2.2	1.0	0.5	0.2	0.2	0.2	0.2	-	-		
FOOD, DRINK, TOBACCO	617	1A	M	2.2	5.4	14.1	16.2	13.3	11.8	10.0	6.4	4.2	2.9	2.0	2.4	1.7	1.5		
			F	2.4	7.9	18.3	26.1	19.8	9.1	6.0	3.8	2.6	1.3	1.1	0.4	0.3	0.2	0.2	
		1B	M	-	6.5	15.9	20.4	16.0	10.7	8.3	5.3	3.5	2.2	1.6	1.6	1.1	0.9	0.9	
			F	-	-	-	-	-	-	-	-	-	-	-	-	-	-	-	-
		2	M	-	-	-	-	-	2.2	3.4	-	-	-	11.2	3.6	6.2	9.2	7.6	
			F	-	-	-	-	-	-	-	-	-	-	-	-	3.0	-	2.6	-
		3	M	-	5.2	0.6	0.4	2.3	1.8	9.4	6.3	6.8	7.8	10.1	9.0	5.3	7.6	2.5	
			F	-	-	-	-	-	2.2	3.3	-	-	10.8	3.4	6.5	8.8	8.8	2.5	-
		4	M	-	4.7	0.5	1.0	2.4	2.7	9.0	6.1	7.1	7.5	9.6	8.8	5.9	7.5	3.5	
			F	1.5	1.6	2.5	3.3	10.4	14.7	15.9	13.0	9.9	10.5	7.4	4.3	1.6	0.7	-	-
		5	M	0.3	1.6	3.0	3.5	5.9	9.6	11.3	11.5	9.5	10.2	9.0	7.2	5.1	3.1	-	-
			F	2.8	3.5	8.2	18.7	19.2	15.1	11.5	8.6	4.9	3.1	1.4	1.4	0.5	0.2	-	-
T	M	5.7	7.9	18.9	21.2	20.4	12.3	5.7	4.4	2.2	0.8	0.2	0.1	-	-	-	-		
	F	3.7	4.9	11.5	19.5	19.6	14.2	9.7	7.3	4.1	2.4	1.0	1.0	0.3	0.2	-	-		
TOBACCO PRODUCTS	617.6	1A	M	6.1	11.0	18.2	19.4	17.5	10.8	7.7	3.5	3.1	1.4	0.5	0.4	0.2	0.0		
			F	11.2	18.3	17.8	14.9	21.0	8.8	3.4	2.4	1.3	0.6	-	-	0.1	-	-	
		1B	M	7.9	13.6	18.0	17.8	18.8	10.1	6.1	3.1	2.5	1.1	0.3	0.3	0.2	0.0	-	-
			F	3.8	6.5	11.4	15.9	15.5	11.6	9.4	6.5	4.8	3.6	2.4	2.2	1.4	1.0	-	-
		2	M	8.4	13.1	17.1	16.5	19.9	10.5	5.0	3.8	2.3	1.4	0.6	0.4	0.3	0.1	-	-
			F	5.2	8.5	13.1	16.1	16.9	11.2	8.1	5.7	4.0	2.9	1.9	1.6	1.0	0.7	-	-
		3	M	-	-	-	-	-	-	-	-	-	-	-	-	-	-	-	-
			F	-	-	-	-	-	-	-	-	-	-	-	-	-	-	-	-
		4	M	-	-	-	-	-	-	-	-	-	-	-	-	-	-	-	-
			F	-	-	-	-	-	-	-	-	-	-	-	-	-	-	-	-
		5	M	-	-	-	-	-	-	-	-	-	-	-	-	-	-	-	-
			F	-	-	-	-	-	-	-	-	-	-	-	-	-	-	-	-
T	M	-	-	-	-	-	-	-	-	-	-	-	-	-	-	-	-		
	F	-	-	-	-	-	-	-	-	-	-	-	-	-	-	-	-		

TAB.C6

SALARIES A TEMPS PLEIN SELON LA  
REMUNERATION ANNUELLE BRUTE  
PAR ACTIVITE, SEXE ET QUALIFICATION

( % )

REMUNERATION ANNUELLE BRUTE (MILLIERS D UNITES MONETAIRES NAT.)													SEXE	O U A L I F I C A T I O N	NACE	ACTIVITE	
>=5400 <5700	>=5700 <6000	>=6000 <6300	>=6300 <6600	>=6600 <6900	>=6900 <7200	>=7200 <7500	>=7500 <7800	>=7800 <8100	>=8100 <8400	>=8400 <8700	>=8700 <9000	>=9000					ENS. TOG.
7.0	-	-	6.1	-	-	-	2.8	-	-	2.9	-	49.1	100.0	M	1A	615	MEUBLES, ART. MENAGERS QUINCAILLERIE
7.0	-	-	6.0	-	-	-	3.5	-	-	2.9	-	48.8	100.0	F	1A	615	
11.8	1.9	2.9	3.4	-	13.1	3.0	3.1	2.0	1.5	4.7	2.6	19.5	100.0	M	1B	615	
11.1	1.8	2.7	3.2	1.5	12.3	2.8	3.4	1.9	1.4	4.9	2.4	18.4	100.0	F	1B	615	
7.9	8.6	5.5	5.3	6.1	3.0	3.3	0.7	1.0	0.8	1.0	0.8	-	100.0	M	2	615	
9.6	11.3	-	-	-	-	-	-	-	-	-	-	-	100.0	F	2	615	
8.1	8.9	5.0	4.8	5.5	2.8	2.9	0.6	0.9	0.7	0.9	0.7	0.4	100.0	M	3	615	
3.6	2.9	1.4	1.2	1.0	0.5	-	-	-	-	-	-	-	100.0	F	3	615	
2.8	2.4	1.1	0.9	0.7	0.4	-	-	-	-	-	-	-	100.0	M	4	615	
0.6	-	0.1	-	-	0.1	-	-	-	-	-	-	-	100.0	F	4	615	
0.4	-	0.1	-	-	0.1	-	-	-	-	-	-	-	100.0	M	5	615	
1.1	-	-	-	-	-	-	-	-	-	-	-	-	100.0	F	5	615	
0.8	-	-	-	-	-	-	-	-	-	-	-	-	100.0	M	T	615	
2.1	1.1	0.7	0.7	0.6	0.7	0.3	0.2	0.2	0.1	0.2	0.1	1.1	100.0	M	T	615	
0.2	0.4	-	-	-	-	-	0.1	-	-	-	-	-	100.0	F	T	615	
1.6	0.9	0.5	0.5	0.5	0.5	0.2	0.2	0.1	0.1	0.2	0.1	0.9	100.0	M	1A	616	
-	7.7	-	-	-	-	-	-	-	-	-	-	75.9	100.0	F	1A	616	
-	7.7	-	-	-	-	-	-	-	3.6	-	-	75.9	100.0	M	1B	616	
2.7	5.3	1.1	1.0	4.2	1.5	2.6	3.7	-	4.8	2.2	2.7	13.1	100.0	M	1B	616	
-	-	-	-	7.7	-	-	-	-	-	-	-	20.9	100.0	F	1B	616	
3.2	6.4	1.8	0.9	4.7	1.3	2.3	3.2	1.3	4.2	1.9	2.4	14.1	100.0	M	2	616	
6.0	6.6	4.2	4.0	1.4	2.0	2.7	1.2	1.5	1.3	1.1	-	0.7	100.0	F	2	616	
3.0	3.2	1.5	-	-	-	-	-	-	-	-	-	-	100.0	M	3	616	
5.3	5.8	3.6	3.3	1.4	1.8	2.1	0.9	1.2	1.0	0.9	-	0.5	100.0	F	3	616	
1.9	2.1	0.3	-	-	-	-	-	-	-	-	-	-	100.0	M	3	616	
1.3	1.6	0.2	-	-	-	-	-	-	-	-	-	-	100.0	F	4	616	
0.4	-	-	-	-	-	-	-	-	-	-	-	-	100.0	M	4	616	
0.3	-	-	-	-	-	-	-	-	-	-	-	-	100.0	F	5	616	
0.2	-	-	-	-	-	-	-	-	-	-	-	-	100.0	M	5	616	
0.2	-	-	-	-	-	-	-	-	-	-	-	-	100.0	F	T	616	
1.1	1.0	0.4	0.3	0.3	0.2	0.3	0.2	0.1	0.3	0.2	0.1	1.2	100.0	M	T	616	
0.2	0.2	0.1	0.1	0.1	-	-	-	-	-	-	-	0.1	100.0	F	T	616	
0.7	0.7	0.2	0.2	0.2	0.1	0.2	0.1	0.1	0.2	0.1	0.1	0.8	100.0	M	1A	617	
-	-	7.9	-	-	-	5.4	-	-	-	-	2.9	46.9	100.0	F	1A	617	
-	-	7.6	-	-	-	5.2	-	-	-	-	4.2	47.2	100.0	M	1B	617	
3.6	3.7	2.1	2.5	4.0	4.8	3.1	1.5	3.8	0.9	1.5	2.8	25.2	100.0	M	1B	617	
-	-	-	-	-	-	-	-	-	-	-	-	-	100.0	F	1B	617	
5.1	3.5	2.0	2.4	4.3	5.6	3.0	1.5	3.6	0.8	1.5	2.7	24.5	100.0	M	2	617	
5.0	4.2	2.5	1.8	3.5	2.9	1.7	1.4	-	0.5	-	-	1.4	100.0	F	2	617	
8.0	2.0	6.1	-	-	-	-	-	-	-	-	-	-	100.0	M	3	617	
5.3	3.9	2.8	1.8	3.3	2.8	1.7	1.3	-	0.5	-	-	1.5	100.0	F	3	617	
2.6	2.0	1.8	0.8	0.7	1.3	0.3	0.1	0.3	0.2	0.2	0.1	-	100.0	M	3	617	
-	2.2	-	-	-	-	-	-	-	-	-	-	-	100.0	F	3	617	
2.1	2.1	1.5	0.7	0.5	1.1	0.2	0.1	0.2	0.2	0.2	0.1	-	100.0	M	4	617	
0.2	0.3	0.0	0.1	-	-	-	-	-	-	-	-	-	100.0	F	4	617	
0.1	0.2	0.0	0.1	-	0.0	-	-	-	-	-	-	-	100.0	M	5	617	
-	0.2	-	-	-	-	-	-	-	-	-	-	-	100.0	F	5	617	
-	0.1	-	-	-	-	-	-	-	-	-	-	-	100.0	M	T	617	
0.7	0.7	0.4	0.2	0.4	0.4	0.2	0.1	0.1	0.1	0.0	0.1	0.7	100.0	M	T	617	
0.1	0.2	0.1	0.0	0.0	0.1	0.0	-	-	-	-	-	0.1	100.0	F	T	617	
0.5	0.5	0.3	0.2	0.3	0.3	0.2	0.1	0.1	0.1	0.0	0.1	0.5	100.0	M	1A	617.6	
-	-	-	-	-	-	-	-	-	-	-	-	-	100.0	F	1A	617.6	
-	-	-	-	-	-	-	-	-	-	-	-	-	100.0	M	1B	617.6	
-	-	-	-	-	-	-	-	-	-	-	-	-	100.0	F	1B	617.6	
-	-	-	-	-	-	-	-	-	-	-	-	-	100.0	M	2	617.6	
-	-	-	-	-	-	-	-	-	-	-	-	-	100.0	F	2	617.6	
-	-	-	-	-	-	-	-	-	-	-	-	-	100.0	M	3	617.6	
-	-	-	-	-	-	-	-	-	-	-	-	-	100.0	F	3	617.6	
-	-	-	-	-	-	-	-	-	-	-	-	-	100.0	M	4	617.6	
-	-	-	-	-	-	-	-	-	-	-	-	-	100.0	F	4	617.6	
-	-	-	-	-	-	-	-	-	-	-	-	-	100.0	M	5	617.6	
-	-	-	-	-	-	-	-	-	-	-	-	-	100.0	F	5	617.6	
-	-	-	-	-	-	-	-	-	-	-	-	-	100.0	M	T	617.6	
-	-	-	-	-	-	-	-	-	-	-	-	-	100.0	F	T	617.6	

TAB.C6

FULL-TIME EMPLOYEES ACCORDING  
TO GROSS ANNUAL PAY,  
BY ACTIVITY, SEX AND QUALIFICATION

( % )

ACTIVITY	WAGE	Q U A L I F I C A T I O N	S E X	GROSS ANNUAL PAY (NAT. CURRENCY - THOUSANDS OF UNITS)																
				< 1500	>=1500 <1800	>=1800 <2100	>=2100 <2400	>=2400 <2700	>=2700 <3000	>=3000 <3300	>=3300 <3600	>=3600 <3900	>=3900 <4200	>=4200 <4500	>=4500 <4800	>=4800 <5100	>=5100 <5400			
PHARMACEUTICAL, MEDICAL GDS., CLEANING MAT.	618	1A	M	-	-	-	-	-	-	-	-	-	-	-	-	-	-			
			F	-	-	-	-	-	-	-	-	-	-	-	-	-	-	-		
		1B	M	-	-	1.9	-	-	-	-	5.7	-	3.0	32.7	-	-	-	-	-	
			F	-	-	-	-	-	-	-	-	-	12.8	-	-	-	-	-	-	
		2	M	-	-	1.7	-	-	-	1.1	6.0	-	2.8	31.0	-	-	-	-	1.1	
			F	-	-	3.0	-	-	-	-	1.5	1.6	2.6	9.3	6.1	11.0	13.1	7.8	-	
	3	M	-	-	2.6	0.3	0.6	-	-	2.4	1.9	4.1	10.8	8.2	10.2	11.4	7.1	-		
		F	-	-	2.0	-	-	-	5.3	11.4	8.2	12.3	18.3	11.5	5.1	7.9	6.3	-		
	4	M	0.1	1.2	3.9	17.2	20.9	17.2	16.8	10.0	3.1	2.0	2.8	0.6	2.8	0.3	-	-		
		F	0.6	2.7	10.5	33.2	23.4	13.1	10.4	3.4	1.3	0.8	0.1	1.4	1.6	1.1	1.6	0.2		
	5	M	3.2	12.1	18.7	29.5	15.5	11.5	7.9	0.9	0.5	0.1	0.1	-	-	-	-	-		
		F	6.5	13.2	26.2	36.5	12.6	3.3	0.7	0.4	-	-	-	-	-	-	-	-		
	T	M	4.5	12.5	21.7	32.3	14.3	8.3	5.0	0.7	0.3	0.2	0.1	-	-	-	-	-		
		F	1.6	6.1	10.6	19.4	14.2	11.4	10.4	4.5	2.7	4.	2.5	1.8	2.6	1.3	-	-		
	PHARMACEUTICALS	618.1	1A	M	3.5	7.7	17.8	32.1	16.4	7.8	6.3	3.0	1.7	1.5	0.6	0.1	0.2	-		
				F	2.3	6.7	13.4	24.4	15.1	10.0	8.8	3.9	2.3	3.1	1.8	1.3	1.6	0.9	-	
			1B	M	-	-	-	-	-	-	-	-	-	-	-	-	-	-	-	-
				F	-	-	-	-	-	-	-	-	-	-	-	-	-	-	-	-
			2	M	-	-	-	-	-	-	-	-	-	-	43.5	-	-	-	-	-
				F	-	-	-	-	-	-	-	-	-	-	-	-	-	-	-	-
		3	M	-	-	-	-	-	-	-	-	-	-	-	42.3	-	-	-	-	
			F	-	-	-	-	-	-	-	-	-	-	-	-	-	-	5.8	7.7	
		4	M	-	-	-	-	-	-	-	-	-	-	-	-	-	-	-	-	
			F	-	-	-	-	-	-	-	4.0	2.8	-	15.7	7.0	4.6	6.0	2.5	-	
5		M	-	-	-	-	-	-	-	13.1	5.7	5.7	24.4	16.1	4.5	-	-	-		
		F	-	-	-	-	-	-	-	25.5	23.7	10.6	10.1	-	5.3	-	-	-		
T	M	0.1	1.1	2.6	17.7	24.3	16.4	18.0	9.7	1.4	1.5	2.8	1.4	3.1	-	-	-			
	F	0.1	2.7	12.4	39.0	26.8	8.8	9.7	0.4	0.1	-	-	-	-	-	-	-			
OTHER WHOLESALE DISTRIBUTION	619	1A	M	3.4	13.0	19.7	31.0	13.7	10.4	8.2	0.5	-	-	-	-	-	-			
			F	8.2	13.7	25.7	38.7	9.3	3.6	0.1	-	-	-	-	-	-	-	-		
		1B	M	5.1	13.2	21.8	33.7	12.2	8.0	5.3	0.3	-	-	-	-	-	-	-	-	
			F	1.9	7.4	12.0	22.4	15.1	10.7	11.2	3.8	0.9	4.0	2.0	1.0	2.0	0.7	-	-	
		2	M	4.4	8.3	19.2	35.6	15.6	5.8	5.6	1.8	1.1	1.6	0.4	-	-	-	-	-	
			F	2.8	7.8	14.6	27.1	15.3	9.0	9.2	3.1	1.0	3.1	1.5	0.7	1.3	0.4	-	-	
PAPER, BOOKS, STATIONERY, NEWSPAPERS	619.1/2	1A	M	-	-	-	2.5	-	-	-	-	-	-	-	-	-	-			
			F	-	-	-	-	-	-	-	-	-	-	-	-	-	-	-		
		1B	M	-	-	1.8	2.4	-	-	-	-	-	-	-	-	-	-	-	-	
			F	-	-	-	-	-	-	-	-	-	-	-	-	-	-	-	-	
		2	M	-	-	-	-	0.7	0.9	4.2	3.5	2.0	7.7	4.8	6.8	10.6	10.4	-	-	
			F	-	-	-	-	3.3	-	5.9	-	3.6	6.8	12.7	16.0	10.6	14.0	-	-	
	3	M	-	-	0.4	1.1	1.0	0.8	4.4	3.2	2.2	7.6	5.8	8.1	10.6	10.8	-	-		
		F	-	1.7	1.2	2.2	4.3	3.5	6.5	7.9	10.0	10.4	11.7	9.8	10.2	5.7	-	-		
	4	M	2.0	1.3	3.5	8.8	13.7	12.7	14.2	13.3	10.3	7.4	4.5	3.3	2.4	1.0	-	-		
		F	1.7	5.5	7.3	17.2	21.4	18.0	12.8	7.4	4.9	2.1	1.0	0.4	0.2	-	-	-		
	5	M	1.9	3.1	5.1	12.4	17.0	15.0	13.6	10.7	8.7	5.0	2.7	1.3	0.2	0.5	0.4	-		
		F	13.7	14.8	29.4	23.2	10.7	4.3	2.8	0.7	-	-	-	-	-	-	-	-		
T	M	6.7	7.8	19.1	27.3	17.8	8.2	6.4	3.4	1.7	0.8	0.2	0.3	0.3	-	-	-			
	F	1.3	1.4	4.9	12.0	12.1	8.3	9.1	7.9	6.5	6.0	4.4	3.8	4.0	2.6	-	-			
PHARMACEUTICALS	618.1	1A	M	5.5	8.0	13.9	16.9	15.3	11.7	9.1	5.4	4.3	3.0	1.7	1.5	0.9	1.1			
			F	2.8	3.7	8.1	13.7	13.2	9.5	9.1	7.1	5.8	5.0	3.5	3.0	2.9	2.0	-		
		1B	M	-	-	-	-	-	-	-	-	-	-	-	-	-	-	-	-	
			F	-	-	-	-	-	-	-	-	-	-	-	-	-	-	-	-	
		2	M	-	-	-	-	-	-	-	-	-	-	-	100.0	-	-	-	-	
			F	-	-	-	-	-	-	-	-	-	-	-	-	-	-	-	-	
	3	M	-	-	-	-	-	-	-	-	-	-	-	-	-	-	-	-		
		F	-	-	-	-	-	-	-	-	-	-	-	-	51.9	-	-	-		
	4	M	-	-	-	-	31.5	-	-	-	-	-	-	-	-	-	-	-		
		F	17.6	10.1	-	21.8	24.0	43.7	26.0	17.1	23.3	-	-	-	-	-	-	-		
	5	M	5.5	22.5	9.6	28.9	19.0	14.4	-	-	-	-	-	-	-	-	-	-		
		F	9.8	18.1	7.7	26.4	18.8	10.8	-	-	-	-	-	-	-	-	-	-		
T	M	1.9	9.4	11.3	46.0	29.3	5.3	-	-	-	-	-	-	-	-	-	-			
	F	22.8	18.1	36.6	18.7	-	-	-	-	-	-	-	-	-	-	-	-	-		
PAPER, BOOKS, STATIONERY, NEWSPAPERS	619.1/2	1A	M	4.1	7.5	23.4	32.9	15.7	3.4	1.4	-	-	-	-	-	-	-			
			F	16.5	18.4	26.7	20.7	6.9	7.5	3.2	3.0	5.5	4.5	-	-	-	-	-		



TAB.C6

SALARIES A TEMPS PLEIN SELON LA  
REMUNERATION ANNUELLE BRUTE  
PAR ACTIVITE, SEXE ET QUALIFICATION

( % )

REMUNERATION ANNUELLE BRUTE (MILLIERS D UNITES MONETAIRES NAT.)													SEXE	QUALIFICATION	NACE	ACTIVITE	
>=5400 <5700	>=5700 <6000	>=6000 <6300	>=6300 <6600	>=6600 <6900	>=6900 <7200	>=7200 <7500	>=7500 <7800	>=7800 <8100	>=8100 <8400	>=8400 <8700	>=8700 <9000	>=9000					ENS. 106.
5.1	22.2	-	-	2.8	-	-	-	-	19.4	6.0	5.7	34.7	100.0	M	1A	618	PR. PHARM., MEDICAUX, D ENTRETIEN
4.7	20.6	-	-	2.6	-	-	-	-	19.7	5.5	5.3	34.7	100.0	F	T		
20.2	1.7	12.8	3.0	1.0	0.9	4.9	-	1.5	2.6	-	-	3.4	100.0	M	1B		
-	-	-	-	-	-	-	-	-	-	-	-	-	100.0	F	T		
18.5	1.5	12.1	2.7	1.0	0.8	4.9	-	1.8	2.4	-	1.9	3.6	100.0	M	2		
6.9	6.9	6.9	10.2	1.6	3.9	0.8	2.0	0.7	-	-	-	2.5	100.0	M	F		
4.5	3.3	-	-	-	-	-	-	-	-	-	-	-	100.0	F	T		
6.6	6.4	6.2	9.1	1.6	3.4	1.0	1.7	0.6	-	-	-	2.2	100.0	M	3		
3.5	1.3	0.3	1.0	1.4	-	-	-	-	-	-	-	-	100.0	M	F		
2.6	0.9	0.3	0.7	1.0	0.2	-	-	-	-	-	-	-	100.0	F	T		
0.2	-	-	-	-	-	-	-	-	-	-	-	-	100.0	M	4		
0.1	-	-	-	-	-	-	-	-	-	-	-	-	100.0	M	F		
-	-	-	-	-	-	-	-	-	-	-	-	-	100.0	F	T		
1.6	0.9	0.9	0.9	0.3	0.3	0.2	0.2	0.1	0.4	0.1	0.1	0.7	100.0	M	T		
0.1	0.1	0.1	-	-	-	0.1	-	-	-	-	-	0.1	100.0	F	T		
1.0	0.6	0.6	0.6	0.2	0.2	0.2	0.2	0.1	0.3	0.1	0.1	0.4	100.0	M	1A	618.1	PRODUITS PHARM.
-	45.4	-	-	-	-	-	-	-	-	-	-	-	100.0	F	T		
-	-	-	-	-	-	-	-	-	-	-	-	-	100.0	M	1B		
-	-	-	-	-	-	-	-	-	-	-	-	-	100.0	F	T		
8.5	5.0	10.9	-	-	-	-	-	-	-	-	-	5.7	100.0	M	2		
6.7	4.0	8.5	-	-	-	-	-	-	-	-	-	4.5	100.0	F	T		
-	-	-	-	1.4	-	-	-	-	-	-	-	-	100.0	M	3		
-	-	-	-	0.9	-	-	-	-	-	-	-	-	100.0	F	T		
-	-	-	-	-	-	-	-	-	-	-	-	-	100.0	M	4		
-	-	-	-	-	-	-	-	-	-	-	-	-	100.0	F	T		
-	-	-	-	-	-	-	-	-	-	-	-	-	100.0	M	5		
-	-	-	-	-	-	-	-	-	-	-	-	-	100.0	F	T		
1.2	0.6	0.9	0.9	0.1	0.1	0.1	-	-	0.6	-	-	0.3	100.0	M	T		
0.7	0.4	0.6	0.6	0.1	0.1	0.1	0.1	-	0.4	-	-	0.2	100.0	F	T		
1.9	2.5	-	6.5	2.7	1.3	-	-	-	2.4	1.9	3.7	2.1	63.5	M	1A	619	AUTRES COMMERCES DE GROS
1.8	2.4	-	6.1	2.6	1.3	1.8	1.4	3.2	1.8	3.5	2.0	61.3	100.0	F	T		
2.0	2.5	3.9	3.7	6.7	7.1	3.3	2.2	3.0	3.8	5.8	4.6	35.9	100.0	M	1B		
-	-	-	-	-	-	-	-	-	-	-	-	-	100.0	F	T		
1.9	2.7	3.7	3.5	6.8	7.1	3.6	2.1	3.1	4.2	5.6	4.4	34.9	100.0	M	2		
6.7	6.5	7.5	4.5	5.1	5.9	3.6	2.6	1.7	1.6	1.2	0.3	1.3	100.0	M	F		
1.9	2.6	7.9	5.4	2.3	-	4.1	-	-	-	-	-	-	100.0	F	T		
6.1	6.0	7.5	4.6	4.7	5.1	3.6	2.2	1.6	1.5	1.0	0.3	1.2	100.0	M	3		
4.2	3.5	3.1	2.3	1.9	1.4	0.7	0.5	0.3	0.4	0.2	-	-	100.0	M	F		
0.9	-	0.8	-	-	-	0.6	-	-	-	-	-	-	100.0	F	T		
3.4	2.7	2.5	1.7	1.4	1.0	0.7	0.4	0.2	0.3	0.2	-	-	100.0	M	4		
0.7	0.2	0.5	-	-	0.1	-	-	-	-	-	-	-	100.0	F	T		
0.4	0.1	0.3	-	-	0.1	-	-	-	-	-	-	-	100.0	M	5		
-	-	-	-	-	-	-	-	-	-	-	-	-	100.0	F	T		
1.9	1.6	1.8	1.2	1.3	1.3	0.7	0.5	0.4	0.5	0.5	0.3	3.5	100.0	M	T		
0.2	0.1	0.4	0.2	0.1	0.1	0.3	-	0.1	0.1	-	-	0.1	100.0	F	T		
1.3	1.1	1.3	0.9	0.9	0.9	0.5	0.3	0.3	0.3	0.4	0.2	2.3	100.0	M	1A	619.1/2	PAPIER, LIVRES, JOURNEAUX
-	-	-	-	-	-	-	-	-	-	-	-	-	100.0	F	T		
-	-	-	-	-	-	-	-	-	-	-	-	-	100.0	M	1B		
-	-	-	-	-	-	-	-	-	-	-	-	-	100.0	F	T		
-	-	-	-	-	-	-	-	-	-	-	-	-	100.0	M	2		
-	-	-	-	-	-	-	-	-	-	-	-	-	100.0	F	T		
-	-	-	-	-	-	-	-	-	-	-	-	-	100.0	M	3		
-	-	-	-	-	-	-	-	-	-	-	-	-	100.0	F	T		
-	-	-	-	-	-	-	-	-	-	-	-	-	100.0	M	4		
-	-	-	-	-	-	-	-	-	-	-	-	-	100.0	F	T		
-	-	-	-	-	-	-	-	-	-	-	-	-	100.0	M	5		
-	-	-	-	-	-	-	-	-	-	-	-	-	100.0	F	T		
-	-	-	-	-	-	-	-	-	-	-	-	-	100.0	M	T		
-	-	-	-	-	-	-	-	-	-	-	-	-	100.0	F	T		

TAB.C6

FULL-TIME EMPLOYEES ACCORDING TO GROSS ANNUAL PAY, BY ACTIVITY, SEX AND QUALIFICATION

( % )

ACTIVITY	NACE	Q U A L I F I C A T I O N	S E X	GROSS ANNUAL PAY																	
				( NAT. CURRENCY - THOUSANDS OF UNITS )																	
				< 1500	>=1500 < 1800	>=1800 < 2100	>=2100 < 2400	>=2400 < 2700	>=2700 < 3000	>=3000 < 3300	>=3300 < 3600	>=3600 < 3900	>=3900 < 4200	>=4200 < 4500	>=4500 < 4800	>=4800 < 5100	>=5100 < 5400				
WHOLESALE TRADE	61	1A	M	-	-	-	0.2	-	-	-	-	0.6	2.2	0.5	2.0	1.8	2.5	2.4			
			F	-	-	-	-	-	-	-	-	-	-	8.7	7.3	-	-	-	-		
		T	-	-	0.1	0.2	-	-	-	-	-	-	0.6	2.1	0.4	2.2	2.0	2.5	2.4		
		1B	M	-	-	1.2	0.2	0.4	0.9	2.0	2.7	3.9	7.7	7.2	2.6	8.3	4.5	4.2	3.5		
			F	-	-	-	-	-	-	-	-	-	-	-	-	-	-	-	-	-	
	2	M	0.4	0.6	0.3	0.5	0.6	1.2	4.0	3.4	4.3	6.3	6.4	9.1	9.2	8.6	-	-	-		
		F	0.3	0.2	1.4	1.4	1.1	4.0	6.5	4.4	8.4	15.2	6.0	4.5	6.8	12.0	-	-	-		
		T	0.4	0.6	0.5	0.6	0.7	1.6	4.4	3.6	4.8	7.4	6.3	8.5	8.9	9.1	-	-	-		
		F	0.2	0.5	1.6	2.5	3.5	6.5	8.7	10.5	9.7	10.5	8.9	8.2	7.3	4.6	-	-	-		
	FOOD, DRINK, TOBACCO	641/642	1A	M	7.7	15.6	19.7	26.1	19.0	6.6	2.5	1.5	0.7	0.4	0.1	0.0	0.0	-	-		
				F	4.8	11.4	16.0	22.8	18.2	10.9	7.0	4.0	2.1	1.4	0.5	0.4	0.2	0.1	-	-	
			T	1.7	4.2	7.5	12.6	13.0	11.4	9.8	7.5	5.5	4.7	3.6	3.4	2.8	2.0	0.8	0.6	0.6	
			1B	M	4.4	8.0	13.3	20.4	18.4	10.9	7.5	5.2	3.6	2.6	1.6	1.2	0.8	0.6	0.6	0.6	0.6
				F	2.5	5.3	9.2	14.9	14.6	11.3	9.1	6.8	5.0	4.1	3.0	2.7	2.2	1.6	1.6	1.6	1.6
		2	M	-	-	-	-	2.4	2.8	2.9	3.0	-	-	9.6	8.8	7.4	7.1	6.8	9.2	9.2	
			F	-	-	-	-	-	-	-	-	-	-	6.2	1.5	8.8	4.3	9.5	7.9	7.9	
			T	-	-	-	-	2.3	3.4	3.9	2.8	5.9	1.5	8.9	4.1	9.1	9.1	8.1	8.1	8.1	
			F	-	-	-	3.4	1.2	1.5	3.8	9.2	6.0	10.9	9.7	8.8	8.6	6.6	6.6	6.6	6.6	
		DISPENSING CHEMISTS	643	1A	M	-	-	-	-	-	-	-	-	-	-	-	-	-	23.9	7.4	
					F	-	-	-	-	-	-	-	-	-	-	-	-	-	-	6.9	14.5
T				-	-	-	-	-	-	-	-	-	-	-	-	-	-	-	7.3	7.3	
1B				M	-	-	-	-	-	-	-	4.8	-	-	-	5.0	3.8	7.6	10.4	11.9	11.9
				F	-	-	-	-	-	-	-	-	-	-	-	4.5	4.5	4.5	10.4	8.6	5.1
2			M	-	-	-	-	-	-	-	-	-	-	-	-	-	-	5.7	4.6	7.6	
			F	-	-	-	-	-	-	-	-	-	-	-	-	-	-	15.8	17.4	7.3	
			T	-	-	-	1.9	3.9	2.1	4.6	2.9	5.2	3.1	7.9	15.8	17.4	7.3	-	-	-	
			F	-	-	-	1.0	2.1	2.2	2.4	4.8	7.1	4.8	10.4	11.1	11.5	7.4	11.5	7.4	7.4	
MEDICAL GOODS, COSMETICS, CLEANING.MAT.			644	1A	M	-	-	-	-	-	-	-	-	-	-	-	-	-	-	-	
					F	-	-	-	-	-	-	-	-	-	-	-	-	-	-	-	-
	T			-	-	-	-	-	-	-	-	-	-	-	-	-	-	-	-	-	
	1B			M	-	-	-	-	-	-	-	-	-	-	-	-	-	-	2.4	-	-
				F	-	-	-	-	-	-	-	-	-	-	-	-	-	-	-	-	-
	2		M	-	-	-	-	-	-	-	1.6	9.2	1.5	3.0	-	3.0	-	3.2	2.3	2.3	
			F	-	-	-	-	-	-	-	-	13.7	-	-	-	18.5	-	-	-	-	
			T	-	-	-	-	-	-	-	-	1.4	9.9	1.3	2.5	1.2	5.3	8.1	14.4	14.4	
			F	-	-	-	-	-	-	-	-	3.4	4.7	8.0	8.4	13.7	11.6	13.8	13.8	13.8	
	MEDICAL GOODS, COSMETICS, CLEANING.MAT.		644	3	M	-	-	1.2	8.5	-	5.9	5.0	3.4	4.7	8.0	9.6	9.0	11.2	8.5	9.8	1.5
					F	-	-	0.4	3.7	0.9	8.4	6.3	6.6	6.4	8.4	9.4	11.9	11.0	9.5	11.0	9.5
		T		0.9	2.8	1.7	12.8	15.4	16.8	11.5	8.9	9.1	6.6	6.0	3.1	3.0	3.0	0.7	-	-	
		4		M	0.5	10.6	5.7	15.2	21.0	17.6	10.7	9.5	5.6	2.5	0.8	-	-	-	-	-	-
				F	0.7	7.0	3.8	14.1	18.4	17.2	11.1	9.2	7.2	4.4	3.2	1.6	1.4	0.3	-	-	-
		5	M	2.5	7.0	15.8	18.9	18.0	15.3	8.3	5.9	4.0	2.7	1.1	-	-	-	-	-	-	
			F	10.5	18.2	25.4	20.8	16.9	6.6	1.6	-	-	-	-	-	-	-	-	-	-	
			T	5.4	11.1	19.3	19.6	17.6	12.1	5.9	3.7	2.6	1.7	0.7	-	-	-	-	-	-	
			F	1.0	2.8	4.8	9.7	10.4	11.1	7.3	6.2	5.3	5.0	4.3	4.4	4.6	4.4	4.6	4.4	4.4	
		MEDICAL GOODS, COSMETICS, CLEANING.MAT.	644	1A	M	2.8	13.1	7.2	6.4	11.0	11.0	12.1	10.0	3.3	2.4	2.7	2.8	2.3	2.3	2.3	2.3
					F	-	-	-	-	-	-	-	-	-	-	-	-	-	-	-	-
T				-	-	-	-	-	-	-	-	-	-	-	-	-	-	-	-	-	
1B				M	-	-	-	-	-	-	-	-	-	-	-	-	-	-	-	-	-
				F	-	-	-	-	-	-	-	-	-	-	-	-	-	-	-	-	-
2			M	-	-	-	-	-	-	-	-	-	-	-	-	-	-	-	-	-	
			F	-	-	-	-	-	-	-	-	-	-	-	-	-	-	-	-	-	
			T	-	-	-	-	-	-	-	-	-	-	-	-	-	-	-	-	-	
			F	-	-	-	-	-	-	-	-	-	-	-	-	-	-	-	-	-	
MEDICAL GOODS, COSMETICS, CLEANING.MAT.			644	3	M	-	-	-	-	-	-	-	-	-	-	-	-	-	-	-	-
					F	-	-	-	-	-	-	-	-	-	-	-	-	-	-	-	-
	T			-	-	-	-	-	-	-	-	-	-	-	-	-	-	-	-	-	
	4			M	-	-	-	-	-	-	-	-	-	-	-	-	-	-	-	-	-
				F	-	-	-	-	-	-	-	-	-	-	-	-	-	-	-	-	-
	5		M	-	-	-	-	-	-	-	-	-	-	-	-	-	-	-	-	-	
			F	-	-	-	-	-	-	-	-	-	-	-	-	-	-	-	-	-	
			T	-	-	-	-	-	-	-	-	-	-	-	-	-	-	-	-	-	
			F	-	-	-	-	-	-	-	-	-	-	-	-	-	-	-	-	-	





TAB.C6

SALARIES A TEMPS PLEIN SELON LA  
REMUNERATION ANNUELLE BRUTE  
PAR ACTIVITE, SEXE ET QUALIFICATION

( % )

REMUNERATION ANNUELLE BRUTE (MILLIERS D UNITES MONETAIRES NAT.)													SEXE	QUALIFICATION	MACE	ACTIVITE				
>=5400 <5700	>=5700 <6000	>=6000 <6300	>=6300 <6600	>=6600 <6900	>=6900 <7200	>=7200 <7500	>=7500 <7800	>=7800 <8100	>=8100 <8400	>=8400 <8700	>=8700 <9000	>=9000					ENS. 106.			
-	-	-	-	-	-	-	-	-	-	-	-	5.4	34.2	100.0	M	1A	645	ARTICLES D'habillement		
-	-	-	-	-	-	-	-	-	-	-	-	-	-	100.0	F					
2.9	3.0	3.9	8.7	11.6	5.3	5.2	3.3	3.9	3.9	-	-	4.4	27.6	100.0	M	1B				
-	-	-	-	-	-	-	-	-	-	-	-	-	-	100.0	F					
3.2	2.6	3.3	7.4	9.8	4.5	3.2	2.8	3.3	3.4	-	-	-	13.1	100.0	M	2				
6.3	3.2	4.0	2.2	1.7	2.5	-	-	1.4	-	-	-	-	-	100.0	F					
3.4	-	6.1	-	-	-	-	-	-	-	-	-	-	-	100.0	M	3				
5.7	2.6	4.5	1.9	1.5	1.9	-	0.9	1.1	-	-	-	-	-	100.0	F					
1.2	0.5	0.4	-	-	1.0	-	-	-	-	-	-	-	-	100.0	M	4				
-	-	-	-	-	-	-	-	-	-	-	-	-	-	100.0	F					
0.9	0.5	0.2	-	-	0.6	-	-	-	-	-	-	-	-	100.0	M	5				
0.3	0.1	-	-	-	-	-	-	-	-	-	-	-	-	100.0	F					
-	-	-	-	-	-	-	-	-	-	-	-	-	-	100.0	M	T				
0.1	0.0	-	-	-	-	-	-	-	-	-	-	-	-	100.0	F					
-	-	-	-	-	-	-	-	-	-	-	-	-	-	100.0	M					
0.8	0.4	0.4	0.4	0.4	0.4	0.2	0.2	0.2	0.1	-	0.1	0.7	0.1	100.0	M	1A	646		CHAUSSURES, MAROQUINERIE	
0.1	0.0	0.1	-	-	-	-	-	-	-	-	-	-	-	100.0	F					
0.4	0.2	0.2	0.2	0.2	0.2	0.1	0.1	0.1	0.1	-	0.0	0.3	0.0	100.0	M	1B				
-	-	-	-	-	-	-	-	-	-	-	-	-	36.4	100.0	F					
-	-	-	-	-	-	-	-	-	-	-	-	-	-	100.0	M	2				
23.4	-	-	-	-	-	-	-	-	-	-	-	-	27.2	100.0	F					
22.2	-	-	-	-	-	-	-	-	-	-	-	-	25.9	100.0	M	3				
8.9	6.7	6.2	5.5	3.5	1.3	2.2	-	1.0	-	0.8	1.3	-	-	100.0	F					
11.1	-	-	-	-	8.5	-	-	-	-	-	-	-	-	100.0	M	4				
9.1	6.0	6.0	4.9	3.1	2.1	2.0	-	0.9	-	0.7	1.2	-	-	100.0	F					
-	-	-	-	-	-	-	-	-	-	-	-	-	-	100.0	M	5				
-	-	-	-	-	-	-	-	-	-	-	-	-	-	100.0	F					
-	-	-	-	-	-	-	-	-	-	-	-	-	-	100.0	M	T				
2.1	1.5	1.3	1.1	0.7	0.3	0.5	-	0.2	-	0.3	0.3	0.7	0.3	100.0	M	1A	647	TISSUS D'ameublement		
0.2	-	-	-	-	0.1	-	-	-	-	-	-	-	-	100.0	F					
1.0	0.6	0.6	0.5	0.3	0.2	0.2	-	0.1	-	0.1	0.1	0.3	0.3	100.0	M	1B				
-	-	-	-	-	-	-	-	-	-	-	-	-	-	100.0	F					
-	-	-	-	-	-	-	-	-	-	-	-	-	-	100.0	M	2				
27.1	-	20.9	-	-	-	-	-	-	-	-	-	-	-	100.0	F					
33.8	-	19.0	-	-	-	-	-	-	-	-	-	-	-	100.0	M	3				
-	-	5.9	-	-	-	-	-	-	-	-	-	-	-	100.0	F					
-	-	4.3	-	-	-	-	-	-	-	-	-	-	-	100.0	M	4				
-	-	-	-	-	-	-	-	-	-	-	-	-	-	100.0	F					
-	-	-	-	-	-	-	-	-	-	-	-	-	-	100.0	M	5				
1.0	1.2	1.6	-	-	-	-	-	-	-	-	-	-	-	100.0	F					
0.9	0.7	1.0	-	-	-	-	-	-	-	-	-	-	-	100.0	M	T				
-	-	2.5	-	-	-	-	-	-	-	-	-	-	-	100.0	F					
3.0	4.1	-	0.6	0.6	-	1.7	-	-	-	2.6	4.1	28.4	28.4	100.0	M	1A	648/649		EQUIPEMENT DU FOYER	
-	-	2.5	-	-	-	-	-	-	-	-	-	-	-	100.0	F					
2.9	3.9	-	0.6	0.6	-	1.6	-	0.6	-	-	-	6.3	6.6	100.0	M	1B				
3.2	1.3	3.8	4.6	0.7	4.1	0.6	1.2	0.5	-	0.6	-	1.4	1.4	100.0	F					
6.9	6.0	-	-	-	-	-	-	-	-	-	-	-	-	100.0	M	2				
3.6	1.7	3.4	4.2	0.6	3.7	0.5	1.1	0.5	-	-	-	1.2	1.2	100.0	F					
1.1	0.8	0.5	0.4	-	-	-	-	-	-	-	-	-	-	100.0	M	3				
1.1	1.1	-	-	-	-	-	-	-	-	-	-	-	-	100.0	F					
0.7	0.9	0.4	0.3	-	-	-	-	-	-	-	-	-	-	100.0	M	4				
0.1	-	-	-	-	-	-	-	-	-	-	-	-	-	100.0	F					
0.1	-	-	-	-	-	-	-	-	-	-	-	-	-	100.0	M	5				
-	-	-	-	-	-	-	-	-	-	-	-	-	-	100.0	F					
-	-	-	-	-	-	-	-	-	-	-	-	-	-	100.0	M	T				
0.4	0.3	0.2	0.2	0.1	0.2	0.1	0.1	-	0.1	0.1	-	0.8	0.8	100.0	M					
0.1	0.2	-	-	-	-	-	-	-	-	0.1	-	-	-	100.0	F					
0.3	0.3	0.2	0.2	0.1	0.1	0.1	0.0	-	0.0	0.1	-	0.6	0.6	100.0	M					





TAB.C7

QUANTILES OF DISTRIBUTION  
OF FULL-TIME EMPLOYEES ACCORDING TO  
GROSS MONTHLY PAY CORRECTED  
BY ACTIVITY, SEX AND QUALIFICATION

QUANTILES DE LA DISTRIBUTION  
DES SALAIRES A TEMPS PLEIN SELON LA  
REMUNERATION MENSUELLE BRUTE CORRIGEE  
PAR ACTIVITE, SEXE ET QUALIFICATION

ACTIVITY	NACE	Q U A L I F I C A T I O N	S E X	QUANTILES					
				Q(0,10)	Q(0,25)	Q(0,50)	Q(0,75)	Q(0,90)	
AGRIC. PRIMARY PROD., LIVE- STOCK, TEXT.	611	1A	M	527438	604040	863268	1046845	1208162	
			F	525294	602830	863269	1047239	1208005	
		1B	M	358783	430754	489799	531794	586493	
			F	357733	430140	486292	529796	584816	
		2	M	306879	382996	468933	539271	598052	
			F	327174	343801	443278	541108	612101	
		3	M	310900	381232	466465	539678	603471	
			F	275960	313525	411907	493158	539566	
		4	M	199796	268171	331828	357531	395786	
			F	259089	307244	379603	483590	530109	
	5	M	200781	241985	292054	364867	414184		
		F	179698	210579	239500	294069	332144		
	T	M	193593	231687	277990	346996	404140		
		F	158966	195983	237065	276397	321607		
	FUELS, ORES, INDUSTRIAL CHEMICALS	612	1A	M	134582	153634	189616	222186	258859
				F	145984	179674	221643	263930	309309
			1B	M	179701	225633	277083	369273	486812
				F	142160	173597	213184	260591	332207
			2	M	163994	206209	258296	340379	454863
				F	426259	541366	718732	1001679	1171340
3			M	426642	541836	720654	1000660	1170816	
			F	371499	443036	545571	668775	802284	
4			M	377562	475380	539168	732001	928827	
			F	372411	443582	544432	670266	804948	
5	M	307823	371194	443385	538062	600170			
	F	240148	323758	412572	480158	558195			
6	M	301254	364794	439913	530726	598011			
	F	269177	313040	380688	431408	501949			
7	M	257168	303671	352324	392360	448831			
	F	264888	310661	357537	418187	492425			
8	M	198163	232508	277575	325728	373733			
	F	189094	219279	260538	300213	345784			
9	M	195651	228501	272841	319263	369220			
	F	165166	189411	224135	272401	320979			
T	M	157665	180536	204537	237884	270358			
	F	163020	186549	218746	263507	312348			
TIMBER, BUILDING MATERIALS	613	1A	M	189142	230014	291460	371150	495193	
			F	178419	210639	261032	326103	392958	
		1B	M	186195	223874	283576	360106	471152	
			F	404212	433696	670703	853664	915573	
		2	M	402298	438744	617163	823866	912055	
			F	377234	416595	481427	626426	825508	
		3	M	351554	405872	448982	579298	810029	
			F	325605	379575	416316	463986	537817	
		4	M	237228	304411	329572	383468	458325	
			F	310211	368689	411189	460190	532408	
5	M	224307	268966	307561	368980	428364			
	F	207487	244999	288110	322622	382909			
6	M	221095	262291	302659	360987	418840			
	F	179682	201516	236698	278426	327910			
7	M	160545	187034	214335	245117	274105			
	F	176184	197809	229661	269781	319021			
8	M	156570	174667	198115	233442	270927			
	F	150664	160873	178342	198027	220096			
9	M	155076	171177	194458	227338	264888			
	F	167367	192264	233336	294863	391976			
T	M	156189	177619	209340	251240	311154			
	F	163860	189060	227066	286409	374266			
MACHINERY, EQUIPMENTS, VEHICLES	614	1A	M	473955	588287	753839	890137	1007488	
			F	448113	586446	754122	887495	974648	
		1B	M	369025	437038	561588	681948	783099	
			F	296841	433380	477754	644498	692408	
		2	M	368027	436604	556374	678756	778731	
			F	339821	383385	454375	542337	607697	
		3	M	267497	370716	438491	477840	519001	
			F	337123	382313	450142	533191	603482	
		4	M	256031	302507	359485	425462	493897	
			F	256450	291054	328978	374259	412342	
	5	M	256144	299617	349876	413147	482078		
		F	198513	235984	278796	333885	386864		
	6	M	187929	213120	247861	283373	314645		
		F	193757	226374	266606	314039	367325		
	7	M	167230	194578	226545	272067	321685		
		F	157655	178460	200164	219704	246732		
	8	M	163256	187215	215596	255161	302756		
		F	195177	237893	302597	394912	516644		
	T	M	177862	204062	243666	296793	362506		
		F	187485	223459	282463	367726	476772		



TAB.C7

QUANTILES OF DISTRIBUTION  
OF FULL-TIME EMPLOYEES ACCORDING TO  
GROSS ANNUAL PAY  
BY ACTIVITY, SEX AND QUALIFICATION

QUANTILES DE LA DISTRIBUTION  
DES SALAIRES A TEMPS PLEIN SELON LA  
REMUNERATION ANNUELLE BRUTE  
PAR ACTIVITE, SEXE ET QUALIFICATION

QUANTILES					SEX	O U A L I F I C A T I O N	NACE	ACTIVITE
0(0,10)	0(0,25)	0(0,50)	0(0,75)	0(0,90)				
6295667	7382002	12059743	13370923	15120906	M	1A	611	MAT. PREM. AGR., ANIMAUX, TEXTILES
6238044	7366824	12059743	13366743	15115671	F			
4703562	5621219	6639429	9448879	12101535	M	1B		
4669592	5521046	6606957	8681804	12105349	F			
3892343	4602210	5832336	6899507	7644373	M	2		
3956785	4133947	5310317	6561632	7345214	F			
3928212	4548588	5797334	6961499	7555491	M	3		
3183371	3768075	4883806	6017471	6743027	F			
2481637	2908894	3387988	3818903	4604105	M	4		
2949652	3537377	4462116	5831904	6672220	F			
2317787	2674145	3498302	4459320	5082989	M	5		
2042911	2313677	2653089	3147528	3939116	F			
2183892	2567807	3195671	4273581	4969347	M			
1932055	2370884	2828603	3271629	3735087	F	5		
1552568	1783565	2324632	2607338	2931301	M	T		
1689633	2189925	2617923	3099260	3564103	F			
2185035	2680525	3357265	4597552	6151203	M	T		
1642084	2108798	2494040	2944246	3853262	F			
1974964	2463932	3059148	4197504	5791284	M	T		
5156579	7232555	10945655	15217781	18398840	F	1A	612	COMBUSTIBLES, MINERAIS, PR. CHIMIQUES
5159988	7240207	10966681	15197860	18392997	M			
4835002	6217359	8034112	11064624	15388485	F	1B		
4292830	5516357	6588534	8572839	13420090	M			
4749521	6142538	7959712	10997191	15326094	F			
3627549	4559975	5431056	6605222	7272755	M	2		
2831024	3617684	4924032	5756855	6486560	F			
3411445	4463085	5364325	6468629	7200407	M			
3024730	3564524	4267392	5131582	5983822	F	3		
2893979	3380909	4052586	4590367	5185969	M			
2979068	3510951	4197005	4945367	5810887	F			
2263493	2674248	3151628	3679607	4299623	M	4		
2120141	2501791	2944107	3416306	3917652	F			
2226096	2616926	3097955	3608044	4190035	M			
1813172	2156694	2601593	3134329	3595389	F	5		
1765848	2069129	2328432	2635684	2970851	M			
1805819	2128527	2515771	3001993	3514841	F	T		
2184009	2675840	3352897	4450573	6165134	M			
2034938	2409124	2969901	3736794	4589733	F			
2146181	2592440	3253745	4242834	5749053	M			
4672500	5063157	8139061	10153220	14864452	F	1A	613	BOIS, MATERIAUX DE CONSTR.
4638049	5081735	7467253	9993724	14754544	M			
4377383	4690490	5302411	7863079	9629089	F	1B		
4222186	4583689	5221369	7317910	9478290	M			
3661380	4266618	4792803	5298840	6540851	F	2		
2846730	3366826	3756072	4080370	5363517	M			
3441147	4061107	4731892	5250004	6505125	F			
2476968	2955646	3469970	4329327	5119955	M	3		
2336799	2817550	3368064	3831831	4347054	F			
2451855	2917152	3448234	4196332	4878401	M			
2140276	2450124	2815788	3262086	3865346	F	4		
1843052	2163905	2483276	2787455	3247459	M			
2053657	2369623	2713319	3170668	3752641	F			
1823498	2079542	2347835	2696574	3157715	M	5		
1604127	1836616	2101751	2335995	2565033	F			
1784437	2027937	2309172	2648915	3091968	M			
1978405	2296571	2750401	3464442	4669436	F	T		
1764299	2082765	2454476	2922537	3672355	M			
1924608	2249873	2677616	3367232	4511428	F			
5716469	8363802	10105470	12117416	16451141	M	1A	614	MACHINES, VEHICULES
5505563	8312614	10074092	12000575	16370959	F			
4382491	6130149	7855930	9625331	11863634	M	1B		
3532930	4856906	5576324	7838758	8078151	F			
4352333	5866401	7699388	9242237	11703684	M			
4051211	4823835	5603045	6591792	7449844	F	2		
3341349	4052533	5132903	5560813	6331684	M			
3969044	4764933	5481762	6483754	7331430	F			
3048508	3647338	4409672	5091804	5984568	M	3		
2796371	3306859	3800164	4418526	4818312	F			
3002466	3530092	4250272	4949615	5850007	M			
2321423	2746575	3256044	3867120	4502368	F	4		
2166532	2462810	2816637	3211563	3589255	M			
2238958	2614226	3073282	3620059	4273643	F			
1910983	2208327	2594265	3029924	3611928	M	5		
1827013	2037000	2279462	2538237	2767964	F			
1875339	2148203	2465087	2887622	3427455	M	T		
2275931	2808845	3639918	4903468	6658016	F			
2065014	2366711	2830461	3475659	4304284	M			
2188632	2633497	3358792	4540440	6092630	F			

TAB.C7

QUANTILES OF DISTRIBUTION  
OF FULL-TIME EMPLOYEES ACCORDING TO  
GROSS MONTHLY PAY CORRECTED  
BY ACTIVITY, SEX AND QUALIFICATION

QUANTILES DE LA DISTRIBUTION  
DES SALAIRES A TEMPS PLEIN SELON LA  
REMUNERATION MENSUELLE BRUTE CORRIGEE  
PAR ACTIVITE, SEXE ET QUALIFICATION

ACTIVITY	NACE	Q U A L I F I C A T I O N	S E X	QUANTILES						
				Q(0,10)	Q(0,25)	Q(0,50)	Q(0,75)	Q(0,90)		
FURNITURE, HSEHD. GOODS, HARDWARE	615	1A	M	371487	452763	591014	904469	1028584		
			F	370568	455066	588649	875362	1023105		
		1B	M	352769	406836	528104	708588	773783		
			F	352307	386376	524480	707575	770521		
		2	M	285185	350820	419155	497463	576295		
			F	281912	333782	385034	443645	484662		
		3	M	284494	347384	414226	489865	571245		
			F	235515	273454	331001	387579	458364		
		4	M	199628	226265	269745	338157	388822		
			F	218882	260872	317796	373777	444171		
		5	M	185981	211560	249990	300680	350445		
			F	161912	191610	224858	266955	298847		
		T	M	179703	204576	241278	287969	336410		
			F	147327	167379	197658	240027	281457		
		TEXTILES, CLOTH- ING, FOOTWR., LEATHERWARE	616	1A	M	484077	554577	767147	932998	1017993
					F	484077	554577	767147	932998	1017993
				1B	M	263892	314935	410431	590501	734189
					F	307637	335802	469269	651884	717877
				2	M	265351	319440	415944	591022	732126
					F	265786	328036	406084	501871	575941
3	M			233055	293216	339445	401474	461695		
	F			257929	316699	384213	482332	561118		
4	M			235067	269332	300806	352830	411412		
	F			208103	250939	282681	329851	360074		
5	M			228264	260345	296374	343378	393982		
	F			174151	191549	221773	263603	309507		
T	M			173008	187226	209852	240056	275112		
	F			173543	189129	215178	249489	294181		
FOOD, DRINK, TOBACCO	617			1A	M	342858	419807	627817	863546	1059691
					F	342792	421390	641426	874888	1065677
				1B	M	334646	393652	442698	567809	732333
					F	329955	393194	443267	568059	762616
				2	M	208372	297527	366540	459638	559241
					F	236736	294356	361589	437845	526656
		3	M	210075	297122	365644	456904	554630		
			F	215363	267792	322187	391933	468927		
		4	M	203527	240620	287547	344990	390798		
			F	210843	261608	314341	384403	458304		
		5	M	175424	197960	230860	282283	336240		
			F	151447	177790	205827	241852	280551		
		T	M	163105	189967	221434	269081	318891		
			F	145961	167562	202271	246161	291708		
		TOBACCO PRODUCTS	617.6	1A	M	134624	150458	179758	211106	241226
					F	139421	160244	192023	230250	272502
				1B	M	157041	186899	228206	291527	370735
					F	138865	160788	192966	229517	272719
				2	M	148800	177017	214551	270246	344023
					F	-	-	-	-	-
3	M			-	-	-	-	-		
	F			-	-	-	-	-		
4	M			-	-	-	-	-		
	F			-	-	-	-	-		
5	M			-	-	-	-	-		
	F			-	-	-	-	-		
T	M			-	-	-	-	-		
	F			-	-	-	-	-		

TAB.C7

QUANTILES OF DISTRIBUTION  
OF FULL-TIME EMPLOYEES ACCORDING TO  
GROSS ANNUAL PAY  
BY ACTIVITY, SEX AND QUALIFICATION

QUANTILES DE LA DISTRIBUTION  
DES SALAIRES A TEMPS PLEIN SELON LA  
REMUNERATION ANNUELLE BRUTE  
PAR ACTIVITE, SEXE ET QUALIFICATION

QUANTILES					SEX	NACE	ACTIVITE
Q(0,10)	Q(0,25)	Q(0,50)	Q(0,75)	Q(0,90)			
4301640	5602513	8612082	11395428	14431960	M	1A	MEUBLES, ART. MENAGERS QUINCAILLERIE
4306335	5610236	8574638	11388210	14416960	F	1B	
4132564	4915543	6702289	8515670	10767783	M	2	
4113905	4570090	6506044	8443379	10586163	F	3	
3089215	4005488	5158336	6146505	6974410	M	4	
3070262	3614637	4266767	5370680	5821802	F	5	
3083955	3979326	5077776	6017382	6900337	M	1A	TEXTILE, HABILLEMENT, CHAUSSURES
2745607	3235365	3918045	4662361	5473615	F	1B	
2196022	2485948	3178830	3921757	4562986	M	2	
2399250	3040869	3744052	4508852	5262868	F	3	
2172126	2464466	2840997	3379873	4043099	M	4	
1571002	2162828	2519205	2931358	3352709	F	5	
2032186	2354598	2726814	3224277	3835408	M	1A	PRODUITS ALIM., BOISSONS, TABAC
1605575	1844444	2293358	2648660	3163702	F	1B	
1615739	1894186	2171507	2347383	2575483	M	2	
1607322	1863523	2249284	2575938	3017712	F	3	
1841674	2299146	2811330	3740259	5095730	M	4	
1678646	2111514	2392176	2912147	3529114	F	5	
1798416	2224888	2573957	3466889	4689762	M	1A	PRODUITS ALIM., BOISSONS, TABAC
5962005	9096329	10700868	13091976	15061055	F	1B	
5962005	9096329	10700868	13091976	15061055	M	2	
1985938	3844569	5078759	7664053	10501083	F	3	
3762491	4038563	5833596	7919506	17188046	M	4	
2013466	3913304	5238873	7696719	10605777	F	5	
3175213	3723058	4731273	5784657	7010631	M	1A	PRODUITS ALIM., BOISSONS, TABAC
2643394	3447909	4022775	4746054	5485090	F	1B	
3128907	3653498	4475531	5567671	6595398	M	2	
2612323	2977587	3461295	4142890	5020717	F	3	
2410928	2731198	3120309	3586057	4163001	M	4	
2508105	2885765	3334859	3957704	4760367	F	5	
1863395	2110222	2471295	2952455	3467622	M	1A	PRODUITS ALIM., BOISSONS, TABAC
1870117	2108529	2367485	2655641	3078194	F	1B	
1866582	2109305	2410121	2812567	3287075	M	2	
1554144	1867491	2254272	2675652	3156602	F	3	
1566028	1776495	2073686	2314378	2585313	M	4	
1560696	1821605	2161451	2495871	2943922	F	5	
1842153	2153278	2663375	3375709	4647659	M	1A	PRODUITS ALIM., BOISSONS, TABAC
1794386	2043119	2346951	2719861	3337624	F	1B	
1820677	2103456	2491279	3116071	4042453	M	2	
3780045	5297938	8368833	11069570	13563035	F	3	
3790381	5315120	8794349	11162971	13768815	M	4	
3959565	4616459	6305342	9027287	11590240	F	5	
3970685	4653427	6281606	8946480	11550267	M	1A	PRODUITS ALIM., BOISSONS, TABAC
2570966	3435060	4405462	5393952	6722889	F	1B	
2704057	3276815	4544510	5450691	6340870	M	2	
2593982	3423738	4415018	5400352	6698859	F	3	
2496084	3086491	3804877	4598943	5445646	M	4	
2434066	2818866	3305333	3967231	4477129	F	5	
2477654	3025739	3700394	4482912	5311469	M	1A	PRODUITS ALIM., BOISSONS, TABAC
1937413	2269321	2663149	3197989	3749826	F	1B	
1663947	1980587	2346664	2720918	3186168	M	2	
1837673	2175402	2559381	3050055	3585477	F	3	
1606704	1930897	2328303	2780135	3277486	M	4	
1451261	1726391	2153869	2582232	2928628	F	5	
1545585	1857689	2275835	2682118	3185653	M	1A	PRODUITS ALIM., BOISSONS, TABAC
1786258	2162845	2639685	3341851	4325346	F	1B	
1537620	1862664	2308497	2701813	3270671	M	2	
1668603	2057296	2524963	3145482	4018220	F	3	
-	-	-	-	-	M	4	
-	-	-	-	-	F	5	
-	-	-	-	-	M	1A	PRODUITS ALIM., BOISSONS, TABAC
-	-	-	-	-	F	1B	
-	-	-	-	-	M	2	
-	-	-	-	-	F	3	
-	-	-	-	-	M	4	
-	-	-	-	-	F	5	
-	-	-	-	-	M	1A	PRODUITS ALIM., BOISSONS, TABAC
-	-	-	-	-	F	1B	
-	-	-	-	-	M	2	
-	-	-	-	-	F	3	
-	-	-	-	-	M	4	
-	-	-	-	-	F	5	
-	-	-	-	-	M	1A	PRODUITS ALIM., BOISSONS, TABAC
-	-	-	-	-	F	1B	
-	-	-	-	-	M	2	
-	-	-	-	-	F	3	
-	-	-	-	-	M	4	
-	-	-	-	-	F	5	
-	-	-	-	-	M	1A	PRODUITS ALIM., BOISSONS, TABAC
-	-	-	-	-	F	1B	
-	-	-	-	-	M	2	
-	-	-	-	-	F	3	
-	-	-	-	-	M	4	
-	-	-	-	-	F	5	

TAB.C7

QUANTILES OF DISTRIBUTION  
OF FULL-TIME EMPLOYEES ACCORDING TO  
GROSS MONTHLY PAY CORRECTED  
BY ACTIVITY, SEX AND QUALIFICATION

QUANTILES DE LA DISTRIBUTION  
DES SALAIRES A TEMPS PLEIN SELON LA  
REMUNERATION MENSUELLE BRUTE CORRIGEE  
PAR ACTIVITE, SEXE ET QUALIFICATION

ACTIVITY	MACE	Q U A L I F I C A T I O N	S E X	QUANTILES					
				Q(0,10)	Q(0,25)	Q(0,50)	Q(0,75)	Q(0,90)	
PHARMACEUTICAL, MEDICAL GDS., CLEANING MAT.	618	1A	M	400523	526152	595893	717721	962372	
			F	383584	502455	574746	713626	958245	
		1B	M	328106	338825	392174	479089	664936	
			F	241912	290880	466727	656200	667480	
		2	M	326673	338125	393079	486801	666873	
			F	306747	350746	406919	502904	584738	
		3	M	228754	292077	333797	370602	476113	
			F	291703	338596	393727	488304	580458	
		4	M	239353	277650	323708	400367	452458	
			F	225532	257502	288595	329403	373551	
		5	M	233735	270286	310254	374715	440995	
			F	183638	209513	240183	282344	337915	
	T	M	169638	188135	214529	242439	269367		
		F	176413	197023	227299	260426	300876		
	PHARMACEUTICALS	618.1	1A	M	342972	418119	549013	686814	697775
				F	344222	409596	544996	685544	697267
			1B	M	330308	338270	379543	462452	560969
				F	330453	338632	381672	464639	605635
			2	M	326345	364484	473000	577327	592681
				F	284102	333841	400562	531726	589073
			3	M	251107	279475	319688	403639	443558
				F	225648	252012	278316	308565	349241
			4	M	237383	268232	299077	369074	430439
				F	182032	206877	236290	276171	324671
5			M	166857	183726	204618	229162	247774	
			F	175242	192995	220964	249098	282042	
T	M	151009	170415	192242	220172	253158			
	F	146001	168304	187905	206601	222898			
OTHER WHOLESALE DISTRIBUTION	619	1A	M	369940	541008	697675	950431	1098014	
			F	366537	539804	680425	943399	1090935	
		1B	M	383357	449911	570422	699466	788540	
			F	303180	413646	512500	590042	683011	
		2	M	379055	448429	567621	690934	786166	
			F	314075	365909	442356	540560	611110	
		3	M	272293	357067	412828	492080	559705	
			F	310272	364525	437106	534007	603661	
		4	M	261756	304550	359299	423660	482797	
			F	238275	279566	318489	361096	416563	
		5	M	256136	296190	345998	409261	474730	
			F	194291	230270	274286	324080	377443	
T	M	178549	201662	233324	268536	313513			
	F	184713	213631	253151	301705	354633			
PAPER, BOOKS, STATIONERY, NEWSPAPERS	619.1/2	1A	M	160255	182210	211347	247715	291833	
			F	142717	160954	182137	200971	235254	
		1B	M	153214	172295	196618	232369	273753	
			F	182716	219935	284357	374745	509936	
		2	M	158480	183434	219381	269872	336779	
			F	171817	201220	255913	338643	451297	
		3	M	-	-	-	-	-	
			F	-	-	-	-	-	
		4	M	228744	254538	277873	321271	378508	
			F	225061	252768	275804	310998	369700	
		5	M	141336	178939	208687	270014	308260	
			F	166133	184535	206337	228189	247870	
T	M	158210	182687	206682	237878	274774			
	F	157699	173422	196510	217285	236446			
T	M	134357	153746	169580	186026	196085			
	F	148694	161657	181498	201930	224255			
T	M	158225	178393	204788	238664	309374			
	F	142387	160162	180617	199974	240343			
T	M	151531	167596	191101	221829	271982			
	F	-	-	-	-	-			

TAB.C7

QUANTILES OF DISTRIBUTION  
OF FULL-TIME EMPLOYEES ACCORDING TO  
GROSS ANNUAL PAY  
BY ACTIVITY, SEX AND QUALIFICATION

QUANTILES DE LA DISTRIBUTION  
DES SALAIRES A TEMPS PLEIN SELON LA  
REMUNERATION ANNUELLE BRUTE  
PAR ACTIVITE, SEXE ET QUALIFICATION

QUANTILES					SEX	QUA- LIFI- CATION	NACE	ACTIVITE
Q(0,10)	Q(0,25)	Q(0,50)	Q(0,75)	Q(0,90)				
5726982	5929321	8343219	10733454	15302663	M	1A	618	PR. PHARM. MEDICAUX. D ENTRETIEN
5674300	5912259	8331806	10670378	15367432	F			
3797575	4028226	5468418	6182418	7830357	M	1B		
2902948	3381121	5146082	7605221	7829226	F			
3566218	4017631	5459728	6215201	7830067	M	2		
3924504	4509013	5148697	6203288	6981223	F			
3131678	3723757	4129039	4465142	5811660	M	3		
3729130	4267010	5022627	6091330	6881267	F			
3003296	3437096	4035545	4705041	5362495	M	4		
2436016	3013338	3370206	3821640	4510682	F			
2808007	3227418	3833177	4430846	5213633	M	5		
2185252	2438962	2819314	3261439	3878238	F			
1991186	2200930	2438016	2805031	3167729	M			
2110567	2293735	2622098	3085765	3522266	F			
1668515	1956008	2263314	2624330	2989018	M			
1580111	1860646	2133609	2338853	2579337	F			
1631320	1910082	2204825	2483618	2869116	M			
1865739	2204009	2660271	3384003	4881749	F			
1755537	2033158	2296380	2654064	3226561	M			
1821688	2131494	2463247	3106351	4203756	F	1A	618.1	PRODUITS PHARM.
-	-	-	-	-	M	1B		
3925338	4028833	5402336	6009294	6275630	F	2		
3927323	4033797	5419836	6047620	6464641	M	3		
3444865	4583382	5802837	6432926	7047176	F	4		
3420696	4056903	5093622	6349315	6583726	M	5		
3098962	3627512	4143948	4793805	5254822	F			
2073242	3002940	3296562	3628966	4060438	M			
2781875	3224511	3924227	4395604	5073285	F			
2205980	2443822	2778495	3215376	3651183	M			
1974994	2175704	2368150	2633666	3008454	F			
2117813	2288019	2579461	3032209	3401353	M			
1653406	1931517	2234788	2573810	2966045	F			
1539273	1836364	2118885	2312526	2519089	M			
1611887	1892116	2187911	2428854	2849964	F			
1817741	2149863	2525722	3146128	4275072	M			
1702060	1992336	2252894	2545368	3060136	F			
1779965	2098488	2375994	2951438	3925402	M			
5616268	7305320	10835202	13810913	16268255	F	1A	619	AUTRES COMMERCES DE GROS
5430603	7204403	10680377	13726902	16229326	M	1B		
4380652	6398077	8115242	9943651	12542621	F	2		
4039172	5048964	6786441	8100470	14805200	M	3		
4360817	6321201	8013205	9875535	12554130	F			
3718775	4555367	5355202	6483033	7388979	M			
3476824	4286401	4809717	5558368	6497643	F			
3682632	4496100	5273411	6353960	7314244	M	3		
3034255	3640537	4352591	5078817	6081679	F	4		
2619229	3065547	3670565	4182449	4816782	M	5		
2851843	3444228	4139904	4914210	5817479	F			
2210509	2607319	3170352	3762820	4394157	M			
1915396	2283707	2657191	3093252	3550502	F			
2093576	2443196	2908531	3491546	4087340	M			
1905355	2169160	2427526	2834571	3324261	F			
1367638	1729774	2019696	2321075	2648504	M			
1627951	1965055	2280561	2638728	3148397	F			
2157426	2531811	3331107	4572334	6363734	M			
1666775	2046267	2510566	3118713	3886123	F			
1928240	2327500	2967777	4025157	5548231	M	1A	619.1/2	PAPIER, LIVRES, JOURNEAUX
-	-	-	-	-	F	1B		
-	-	-	-	-	M	2		
-	-	-	-	-	F	3		
2495169	2637922	3479663	3834113	4242101	M	4		
2524921	2717057	3169989	3772475	4125605	F	5		
1154960	1719191	2348968	2906434	3675458	M			
1560239	1760521	2228684	2533465	2792060	F			
1503627	1752407	2263748	2607141	2954619	M			
1980419	2168482	2331642	2548896	2714667	F			
1212297	1536543	1874909	2080044	2301892	M			
1416966	1847961	2148630	2376697	2637403	F			
1920890	2183938	2395691	2685302	3775205	M			
1310741	1638230	1969176	2253430	2729663	F			
1488234	1875290	2226518	2559486	3153529	M			

TAB.C7

QUANTILES OF DISTRIBUTION  
OF FULL-TIME EMPLOYEES ACCORDING TO  
GROSS MONTHLY PAY CORRECTED  
BY ACTIVITY, SEX AND QUALIFICATION

QUANTILES DE LA DISTRIBUTION  
DES SALAIRES A TEMPS PLEIN SELON LA  
REMUNERATION MENSUELLE BRUTE CORRIGEE  
PAR ACTIVITE, SEXE ET QUALIFICATION

ACTIVITY	NACE	Q U A L I F I C A T I O N	S E X	QUANTILES							
				Q(0,10)	Q(0,25)	Q(0,50)	Q(0,75)	Q(0,90)			
WHOLESALE TRADE	61	1A	M	409468	541326	727858	916819	1071836			
			F	380152	435449	615623	770561	895166			
		1B	M	406079	540356	721442	910907	1069310			
			F	339349	417671	510643	648660	771482			
		2	M	292311	368707	477901	596053	711363			
			F	335815	414332	506372	646435	768681			
		3	M	301376	361587	430300	520649	593056			
			F	259254	325488	386115	466671	542159			
		4	M	295191	355238	425991	515359	590019			
			F	243489	286344	342901	415280	490981			
		5	M	218928	263306	313101	361187	405324			
			F	236442	280631	334224	399101	477912			
	FOOD, DRINK, TOBACCO	641/642	1A	M	183324	211945	254481	307803	366717		
				F	169831	193062	223517	263371	302453		
			1B	M	178616	204064	242389	292007	347838		
				F	153377	176857	210085	251717	297355		
			2	M	139853	160443	186682	213730	242778		
				F	148289	170515	199767	238872	282415		
			3	M	171415	204067	257632	338328	446407		
				F	153131	180099	212530	260321	321747		
			DISPENSING CHEMISTS	643	1A	M	163570	193914	240663	312925	412900
						F	307413	365578	450574	597992	846864
					1B	M	303608	362221	438677	625587	833401
						F	290685	380792	444998	727508	792616
2	M	213566			231818	266438	317688	455942			
	F	263562			363100	435189	708584	788299			
3	M	273954			331624	385561	468324	551280			
	F	200745			236139	311624	364529	434120			
4	M	255736			323361	377999	462628	547785			
	F	169893			253071	310780	389355	462601			
5	M	151830			184328	240421	300289	356134			
	F	163087			229526	298239	372689	445953			
MEDICAL GOODS, COSMETICS, CLEANING MAT.	644	1A		M	181302	211821	251019	295425	348244		
				F	164962	189068	219109	262126	303547		
		1B		M	174925	201064	237773	283522	329004		
				F	135224	152549	189819	231827	273916		
		2		M	133625	151186	178679	207375	239233		
				F	133380	151980	184423	222076	263059		
		3		M	150893	190478	239822	298728	378284		
				F	147381	174985	205303	246472	296163		
		4		M	149497	182300	224453	280984	347127		
				F	403733	430012	512219	722528	824597		
		MEDICAL GOODS, COSMETICS, CLEANING MAT.		644	1B	M	410531	438555	522084	750183	815142
						F	363327	401345	482904	531901	571923
2	M		351190		401800	481413	559823	615072			
	F		357459		401648	482535	541495	594301			
3	M		326928		363284	442200	506611	553313			
	F		308001		352911	402126	448498	508165			
4	M		318330		357427	411697	480941	531866			
	F		253311		262149	277602	297982	408166			
5	M		201944		210496	224749	262675	375935			
	F		208406		231674	266694	295608	395844			
MEDICAL GOODS, COSMETICS, CLEANING MAT.	644		1A		M	206412	231298	265533	305570	352229	
					F	131138	140346	175890	227258	258852	
			1B	M	135983	161076	225907	270824	317585		
				F	176947	186961	206373	243420	279813		
			2	M	131278	145103	167402	208031	251274		
				F	139114	162230	190908	228829	271263		
			3	M	198813	243564	279580	368879	491803		
				F	135754	156668	215818	308671	434414		
			4	M	146823	200129	256222	345623	470004		
				F	589335	617022	852362	1028344	1183394		
			MEDICAL GOODS, COSMETICS, CLEANING MAT.	644	1B	M	589335	617022	852362	1028344	1183394
						F	437756	487239	653599	738990	795078
2	M				360862	447133	466983	544038	706637		
	F				434148	469361	634880	725089	792783		
3	M	296259			371778	499639	559320	622645			
	F	306510			337712	436736	470926	514562			
4	M	297373			367160	484220	549473	614457			
	F	271902			318319	388740	440112	473634			
5	M	230935			266784	326877	379916	441799			
	F	246194			302301	359891	429048	469561			
T	M	189073			223410	266312	320999	373351			
	F	161482			202399	229713	274371	316419			
T	M	178140	207614	246398	296436	341161					
	F	153913	180025	215280	263368	309824					
T	M	128759	153112	186042	212707	239140					
	F	141288	169222	202143	243021	286961					
T	M	184121	227158	294785	407751	536467					
	F	152039	192416	229022	292413	346751					
T	M	170487	207228	263049	346476	465195					

TAB.C7

QUANTILES OF DISTRIBUTION  
OF FULL-TIME EMPLOYEES ACCORDING TO  
GROSS ANNUAL PAY  
BY ACTIVITY, SEX AND QUALIFICATION

QUANTILES DE LA DISTRIBUTION  
DES SALARIES A TEMPS PLEIN SELON LA  
REMUNERATION ANNUELLE BRUTE  
PAR ACTIVITE, SEXE ET QUALIFICATION

QUANTILES					SEX	QUALIFICATION	NACE	ACTIVITE			
0(0,10)	0(0,25)	0(0,50)	0(0,75)	0(0,90)							
5086947	7186253	9897163	12956581	16444191	M	1A	61	COMMERCE DE GROS			
4428071	5529997	7163318	9940248	11287866	F						
5034727	7052274	9800383	12733881	16379033	M	1B					
4096783	5169055	7001383	9193738	12056718	F						
3614980	4256742	5502216	7586363	8803974	M	2					
4046674	5075020	6917559	9044864	12027262	F						
3498373	4354941	5225134	6341891	7301313	M	3					
3071566	3803573	4569270	5536307	6536380	F						
3413363	4226112	5159952	6264610	7235900	M	4					
2777983	3341106	4079377	4948822	5904439	F						
2465814	2981829	3530937	4180033	4738471	M	5					
2705307	3230223	3928355	4755790	5713342	F						
2111469	2449993	2920173	3537294	4292538	M	1A	641/642		PR. ALIMENTAIRES, BOISSONS, TABAC		
1878813	2193041	2541163	2865000	3446096	F						
2005656	2341716	2770625	3342466	4036567	M	1B					
1707291	2054271	2425018	2901728	3401160	F	2					
1544745	1826106	2180428	2489846	2789471	M						
1636503	1964903	2333741	2749186	3253091	F	3					
1965317	2376938	2990919	4020195	5481223	M	4					
1710815	2085379	2464633	2991109	3763461	F						
1873244	2262236	2786546	3687092	5024701	M	5					
3513486	4008959	4943248	7547443	8778502	F	1A	643			PHARMACIES	
3460381	4054885	5075941	7190153	8687191	M	1B					
3526174	4430647	5468499	8971873	12226446	F	2					
3253044	4344138	5366800	8823864	12167242	M						
3249160	3859427	4622029	5630662	6553405	F	3					
2341701	2863673	3884314	4376361	4716312	M	4					
3116092	3784886	4541812	5557235	6505880	F						
1958774	2731969	3604721	4259501	4856778	M	1A	644				ART. MEDICAUX, PRODUITS D'ENTRETIEN
1747477	2262324	2753607	3324346	3998097	F	1B					
1890552	2564601	3408613	4149574	4766313	M	2					
2037114	2416931	2819043	3284808	3732610	F						
1854151	2164282	2457870	2782801	3063782	M	3					
1942046	2278674	2647616	3100882	3541292	F	4					
1409270	1731022	2139609	2592892	3009344	M						
1324253	1677120	2017396	2366481	2660314	F	5					
1381976	1710246	2088585	2497960	2906496	M	1A	643				
1694599	2166623	2699396	3365251	4211775	F	1B					
1594345	1966289	2333224	2688709	3009314	M						
1651774	2088172	2540923	3109559	3852048	F	2					
4860246	5032582	6602639	8401320	9122315	M	3					
4879230	5067411	6843988	8460997	8699765	F	4					
4213337	4964737	5604305	6289154	7181008	M	5					
4142462	4777945	5745783	6341918	6778521	F	1A	644				
4187474	4927269	5666952	6309942	7052017	M	1B					
3620815	4179686	5137239	5790119	7003791	F	2					
3134783	4250653	4845249	5484244	5925372	M						
3439733	4214351	4904267	5661147	6006826	F	3					
3014914	3112762	3275841	3510052	4381266	M	4					
2410824	2502826	2656161	2924650	4324116	F						
2466476	2681289	3138021	3446316	4364036	M	1A	644				
2400570	2760712	3209993	3538926	3902910	F	1B					
1558431	1648487	1798581	2591203	2926303	M						
1582949	1742259	2554630	3142485	3570570	F	2					
1834398	1984076	2456362	2927541	3352695	M	3					
1040667	1530360	1916501	2375712	2881109	F	4					
1156679	1792240	2078483	2726903	3151668	M	5					
2234087	2916535	3321386	4172693	5731375	F	1A	644				
1561639	1744848	2469827	2996795	5057703	M	1B					
1665705	2193529	2962686	3738351	5480980	F	2					
9308599	10097355	13809515	16521937	17976750	M	3					
9321338	10114797	13921455	16634437	20046750	F	4					
5746154	7068301	8704500	10206750	13801923	M	5					
4877192	5415122	5873250	8074125	10309650	F	1A	644				
5464878	6546635	8443625	9890437	13014150	M	1B					
3572315	4983476	6019150	6678696	7378976	F	2					
3413693	4545300	5183536	5435250	6044100	M						
3540112	4898971	5796628	6568967	7298520	F	3					
3093723	4029355	4763480	5355772	5806042	M	4					
2391253	3054678	3764695	4516396	5013048	F						
2869070	3528123	4476151	5144319	5663726	M	1A	644				
2208708	2533716	2994568	3743236	4382580	F	1B					
1767466	2260597	2656486	3121672	3571238	M						
1981954	2387821	2805551	3380098	3988633	F	2					
1809208	2094074	2495828	2951141	3513341	M	3					
1471486	1738157	2051221	2400905	2667556	F	4					
1623417	1931214	2316066	2748223	3249033	M	5					
2141809	2593849	3442530	4978065	6572755	F	1A	644				
1713875	2158815	2652059	3328532	4216860	M	1B					
1912836	2378186	2986507	4263408	5738711	F						

TAB.C7

QUANTILES OF DISTRIBUTION  
OF FULL-TIME EMPLOYEES ACCORDING TO  
GROSS MONTHLY PAY CORRECTED  
BY ACTIVITY, SEX AND QUALIFICATION

QUANTILES DE LA DISTRIBUTION  
DES SALAIRES A TEMPS PLEIN SELON LA  
REMUNERATION MENSUELLE BRUTE CORRIGEE  
PAR ACTIVITE, SEXE ET QUALIFICATION

ACTIVITY	NACE	Q U A L I F I C A T I O N	S E X	QUANTILES						
				Q(0.10)	Q(0.25)	Q(0.50)	Q(0.75)	Q(0.90)		
CLOTHING	645	1A	M	353971	397926	597866	836056	1008052		
			F	331336	383760	521325	766868	996047		
		1B	M	252925	345468	480976	559726	643293		
			F	239549	328681	408534	461884	524430		
		2	M	249118	340948	449283	553712	637197		
			F	275898	313655	368494	456890	559068		
		3	M	240899	284832	325184	408016	498923		
			F	262211	305709	360402	446542	540549		
		4	M	223459	258602	299667	352040	417815		
			F	180997	219904	291119	333001	372237		
		5	M	198714	253740	295474	341843	404143		
			F	177409	201981	233786	275183	318571		
		T	M	157496	181455	206565	237237	271973		
			F	162831	186792	214813	251305	292191		
		FOOTWEAR, LEATHER GOODS	646	1A	M	150302	170784	197650	231153	267069
					F	142550	159496	180645	202863	231397
				1B	M	145503	163170	187166	216161	247552
					F	168283	196416	236655	292748	368823
				2	M	153211	175996	201119	236473	282493
					F	157396	182186	213495	260656	318348
3	M			325085	352615	420381	882921	1024856		
	F			325085	352615	420381	882921	1024856		
4	M			232635	386376	526529	756070	922428		
	F			225135	375585	515156	752473	920989		
5	M			304295	379279	446311	512164	571333		
	F			268538	311172	357861	479722	520910		
T	M			292815	366425	440005	507958	568487		
	F			175986	209021	270382	322235	366700		
3	M			158312	170781	260914	294363	330203		
	F			162814	194369	265120	306918	353021		
4	M			154476	173562	211110	241958	273706		
	F			150879	168236	196251	222291	254696		
5	M			151944	169813	200949	228928	262094		
	F			133493	147388	167078	200489	222504		
T	M	134279	148885	164392	183210	199810				
	F	134003	148359	165165	187501	213752				
FURN. FABRICS, HOUSEHOLD TEXTILES	647	1A	M	152514	174627	221296	297233	455310		
			F	145495	162420	189207	221057	261116		
		1B	M	148379	165969	199539	241480	327624		
			F	-	-	-	-	-		
		2	M	-	-	-	-	-		
			F	-	-	-	-	-		
		3	M	327003	407698	458625	529217	548970		
			F	260995	276941	298385	367971	440010		
		4	M	290000	324296	349522	368388	394105		
			F	264992	283061	320521	368157	429558		
		5	M	184864	207402	242606	286375	355901		
			F	171225	186248	206600	229938	256260		
		T	M	178456	194701	222288	259988	321864		
			F	156304	178386	197098	233294	297652		
		3	M	138539	168987	210749	228590	243337		
			F	150307	177573	201864	230883	285708		
		4	M	178422	198904	243905	299595	371167		
			F	163072	187251	210838	238067	294736		
		HOUSEHOLD FITMENTS, APPLIANCES	648/649	1A	M	175549	193685	225021	276833	352099
					F	313578	367520	406627	711795	945598
1B	M			312588	365454	406570	711955	945234		
	F			217091	242728	335799	374795	519995		
2	M			217927	242036	332488	374570	518470		
	F			260909	287015	337902	427544	530550		
3	M			282350	296495	374112	418275	502893		
	F			263165	288731	338998	424903	525426		
4	M			197384	245991	280986	332896	396623		
	F			204385	253211	278450	305653	353580		
5	M			198903	250218	279869	323382	384528		
	F			172620	191122	217078	250301	291504		
T	M			161920	179824	197142	223998	256850		
	F			167863	185929	210385	242709	280338		
3	M			141526	157504	177052	210720	247497		
	F			150285	182274	171588	195554	222063		
4	M			143180	157748	174758	206833	242803		
	F			155187	176472	210523	258686	325897		
5	M			155807	171648	194377	230501	280338		
	F			155406	174808	205134	250582	311258		



TAB.C7

QUANTILES OF DISTRIBUTION  
OF FULL-TIME EMPLOYEES ACCORDING TO  
GROSS ANNUAL PAY  
BY ACTIVITY, SEX AND QUALIFICATION

QUANTILES DE LA DISTRIBUTION  
DES SALAIRES A TEMPS PLEIN SELON LA  
REMUNERATION ANNUELLE BRUTE  
PAR ACTIVITE, SEXE ET QUALIFICATION

QUANTILES					SEXE	O U A L I F I C A T I O N	NACE	ACTIVITE
0(0,10)	0(0,25)	0(0,50)	0(0,75)	0(0,90)				
3715820	4819116	7285062	10195016	12575692	M	1A	645	ARTICLES D HABILLEMENT
2642598	3728138	5956026	9274825	12442578	F			
3388776	4027376	6444206	7485784	11119968	T	1B		
2563873	4230603	4475830	5152218	5681330	M			
3280299	4063532	6079572	7273066	10849177	F	2		
2964788	3513002	4439644	5400740	6501113	T			
2646078	3132758	3609080	4533033	5613660	M	3		
2871564	3355607	4275329	5238756	6256773	F			
2433722	2967821	3470573	4027996	4863808	T	4		
2026762	2532501	3200203	3745675	4373033	M	5		
2213209	2789425	3360487	3924418	4645203	F			
1980972	2264419	2638681	3159553	3682452	T	1A	646	CHAUSSURES, MAROQUINERIE
1724804	2021295	2321125	2632768	2970300	M	1B		
1814487	2117213	2417239	2813419	3290204	F	2		
1659960	1958068	2292895	2647938	3031333	T	3		
1359578	1817574	2066755	2311348	2582912	M	4		
1512932	1867183	2154654	2449183	2836057	F	5		
1901522	2239692	2684151	3376526	4285018	T			
1642936	1963939	2278925	2631642	3117668	M	1A	646	
1759028	2072345	2411244	2939013	3670430	F	1B		
2701435	4166857	4721905	9787928	13498269	T	2		
1774875	3736511	5541201	10572842	14369137	M	3		
2104875	3607014	5507682	10529676	14351871	F	4		
3569776	4532442	5143677	5901984	6690232	T	5		
2905186	3763110	4338164	5319673	6195728	M	1A	647	TISSUS D AMEUBLEMENT
3509598	4413416	5089717	5838607	6675278	F	1B		
2057325	2471324	3260314	3674763	4248843	T	2		
1893244	2058377	3058254	3442824	3798600	M	3		
1947937	2374660	3160151	3550428	4071993	F	4		
1733248	2086720	2480170	2843272	3228340	T	5		
1676675	1968194	2271670	2565408	2836825	M			
1693929	1997588	2332837	2836843	2988962	F	1A	647	
1275089	1775490	2009102	2381650	2693915	T	1B		
1508642	1709753	1937753	2145749	2342795	M	2		
1408869	1721429	1959207	2204653	2471573	F	3		
1794421	2121708	2627585	3541819	5326621	T	4		
1612660	1907831	2206578	2546285	2912118	M	5		
1657818	1965343	2337481	2799579	3877298	F	1A	647	
.	.	.	.	.	T	1B		
.	.	.	.	.	M	2		
.	.	.	.	.	F	3		
4524034	4984757	5588434	6050603	6287635	T	4		
3273453	3570056	3954268	4953637	5360818	M	5		
3617271	3799025	4050000	4300975	4482729	F	1A	648/649	EQUIPEMENT DU FOYER
3342738	3641506	4031300	4826279	5239649	T	1B		
2179084	2425680	2856333	3257304	3857474	M	2		
1891885	2155415	2359813	2695223	3005333	F	3		
2071162	2262930	2615695	3059687	3578064	T	4		
1812187	1958477	2206102	2734786	3250793	M	5		
1863151	2149318	2420044	2620900	2833723	F			
1820836	1998799	2273016	2654092	3084538	T	1A	648/649	
2039129	2323954	2818400	3646323	4475794	M	1B		
1908065	2174985	2416473	2805603	3449754	F	2		
1985977	2246556	2671691	3285063	4155852	T	3		
3711226	3887999	4470717	10830742	12077767	M	4		
3700494	3881038	4468967	10816738	12069531	F	5		
1997280	2893189	3546428	4283614	6703204	T	1A	648/649	
2006542	2816355	3506694	4244264	6627712	M	1B		
2801511	3126406	4025319	5037376	6515207	F	2		
3219060	3758849	4372718	4777769	5526142	T	3		
2825891	3168039	4057204	5023323	6442871	M	4		
2286411	2771482	3250296	3996660	4708202	F	5		
2422966	2767764	3094294	3471020	4014254	T			
2325844	2769704	3185948	3714683	4517790	M	1A	648/649	
1922322	2150903	2412255	2884775	3387549	F	1B		
1737730	1842375	2222914	2587233	2998044	T	2		
1859373	2078223	2352330	2801449	3264685	M	3		
1594828	1850598	2071035	2432026	2802055	F	4		
1610908	1820165	1994535	2247364	2546801	T	5		
1599765	1841983	2049380	2381454	2717369	M			
1819525	2030905	2379796	2958073	3801855	F	1A	648/649	
1707516	1922148	2214105	2674134	3242844	T	1B		
1801078	1982881	2334377	2888283	3581749	M	2		

TAB.C7

QUANTILES OF DISTRIBUTION  
OF FULL-TIME EMPLOYEES ACCORDING TO  
GROSS MONTHLY PAY CORRECTED  
BY ACTIVITY, SEX AND QUALIFICATION

QUANTILES DE LA DISTRIBUTION  
DES SALAIRES A TEMPS PLEIN SELON LA  
REMUNERATION MENSUELLE BRUTE CORRIGEE  
PAR ACTIVITE, SEXE ET QUALIFICATION

ACTIVITY	NACE	QUALIFICATION	SEX	QUANTILES					
				Q(0.10)	Q(0.25)	Q(0.50)	Q(0.75)	Q(0.90)	
BOOKS, NEWSPRS., STATIONERY, OFFICE SUPPS.	653	1A	M	468979	549770	644731	1000487	1092746	
			F	447027	540514	646639	993947	1095650	
		1B	M	217395	398809	538670	611686	805096	
			F	218762	395771	536799	612923	800789	
		2	M	229728	338180	436792	495734	582335	
			F	265808	333806	406544	469489	544763	
		3	M	242292	337147	431934	493709	578614	
			F	196931	272799	325956	388804	467131	
		4	M	234084	259903	305894	355504	415090	
			F	214747	268063	320916	378923	458424	
		5	M	188551	215005	262523	317998	379796	
			F	163093	182217	210359	260639	302250	
	T	M	174929	193573	235306	289579	344343		
		F	149236	171117	201942	256560	305258		
	OTHER RETAIL DISTRIBUTION	654/655	1A	M	150480	161526	181373	209258	244689
				F	150060	165884	192652	236939	285254
			1B	M	175700	202869	267013	348442	462836
				F	158516	177910	208263	264362	320461
			2	M	164342	189324	240071	311615	406472
				F	349725	532354	648177	840929	1078125
			3	M	412375	535678	701077	859539	1081580
				F	357366	426981	513893	693675	763627
			4	M	323855	339051	535437	666855	735768
				F	343986	421255	517817	690578	761037
5			M	310571	357426	434489	538906	615519	
			F	291170	318659	365939	436720	532088	
T	M	307786	352919	428785	531505	611752			
	F	251232	280828	328435	407708	496256			
VARIOUS NON-FOOD PRODUCTS	656	1A	M	243447	280009	315226	355972	397998	
			F	250308	280648	324865	393660	481308	
		1B	M	189165	214951	254888	302479	359790	
			F	175037	201447	227466	259701	298254	
		2	M	183356	209104	242580	288621	341079	
			F	156959	184890	221915	262009	300242	
		3	M	144242	174287	195216	220029	249954	
			F	153205	180786	211509	250421	291805	
		4	M	183383	216363	267300	337141	449270	
			F	166012	193626	224563	268056	324730	
		5	M	178220	207740	251861	315847	419776	
			F	381997	555410	617893	837959	911047	
RETAIL TRADE	64/653- 656	1A	M	362321	550983	612113	828349	901108	
			F	418661	515880	641976	727415	799869	
		1B	M	358209	484227	552603	615852	740670	
			F	415375	510604	634164	725363	798612	
		2	M	365326	448853	534960	594560	648698	
			F	336802	419400	502832	560755	613451	
		3	M	363419	442653	530211	591127	645760	
			F	301613	351037	394324	443136	497691	
		4	M	276162	315015	363255	404785	446008	
			F	287432	330860	380388	424958	480552	
		5	M	217384	249508	294945	348498	389077	
			F	201967	221942	246667	310760	345565	
	T	M	204548	227745	262318	321293	362917		
		F	181790	206328	236250	290430	324728		
	64/653- 656	64/653- 656	1A	M	148116	184859	210233	236688	285924
				F	166156	196047	220314	269461	311310
			1B	M	208290	245576	310015	368143	521044
				F	190006	216354	245851	313797	359134
			2	M	199744	224409	271591	340571	414946
				F	318691	381569	458569	795842	982818
			3	M	265504	299827	468733	731465	864256
				F	316073	379871	460808	775947	980032
			4	M	246769	361731	487953	665020	770473
				F	241244	316990	442203	555896	657322
5			M	245830	358291	483629	653477	765375	
			F	285572	343030	432148	537137	608030	
T	M	269080	312980	388147	472155	545847			
	F	292964	338858	424795	528263	601225			
3	M	215403	285554	318296	394840	463335			
	F	186148	256397	302102	363063	415069			
4	M	206868	263287	312640	383503	446886			
	F	179949	206390	243778	293448	351878			
5	M	167181	193071	224079	265115	318730			
	F	174285	199619	232620	282823	334048			
T	M	142310	162654	194744	234282	283056			
	F	140849	159411	183784	212801	244939			
T	M	141760	161294	189899	223894	270753			
	F	161973	194921	242305	312574	407967			
T	M	157308	183601	217885	265468	324569			
	F	159650	189039	229295	292693	369539			

**TAB.C7**

**QUANTILES OF DISTRIBUTION  
OF FULL-TIME EMPLOYEES ACCORDING TO  
GROSS ANNUAL PAY  
BY ACTIVITY, SEX AND QUALIFICATION**

**QUANTILES DE LA DISTRIBUTION  
DES SALARIES A TEMPS PLEIN SELON LA  
REMUNERATION ANNUELLE BRUTE  
PAR ACTIVITE, SEXE ET QUALIFICATION**

QUANTILES					SEX E	Q U A L I F I C A T I O N	NACE	ACTIVITE
Q(0,10)	Q(0,25)	Q(0,50)	Q(0,75)	Q(0,90)				
5485655	8514177	12352007	15975787	19002015	M	1A	653	LIVRES, JOURN., PAPIER, EO. BUREAU
5505058	8531658	12247053	15610537	18290082	F	1B		
2597879	4867835	6565921	9418237	11201895	M	2		
2608597	4964592	6565517	8165537	11057468	F	3		
2310196	4083167	4922385	5942505	7343841	M	4		
2803798	3519824	4604390	5673642	6437488	F	5		
2726166	3928558	4861513	5887866	7108337	M	1A	654/655	AUTRES COMMERCE DE DETAIL
2441702	3282615	3947076	4742128	5736990	F	1B		
2765174	3019761	3491382	4185652	5046665	M	2		
2522905	3156164	3851672	4627098	5604004	F	3		
2182701	2486886	2939323	3687864	4386528	M	4		
1801444	2015274	2376666	2878796	3291986	F	5		
1896778	2208268	2674465	3242681	3951959	M	1A	656	PRODUITS DIVERS NON ALIMENT.
1541075	1952929	2472573	3023206	3505057	F	1B		
1518509	1663089	1955716	2297380	2607758	M	2		
1525086	1785038	2217233	2699498	3291394	F	3		
1993767	2445506	3126977	4184625	5656316	M	4		
1660738	1939522	2340454	2922503	3553693	F	5		
1802127	2174894	2754125	3622872	4941681	M	1A	653	LIVRES, JOURN., PAPIER, EO. BUREAU
4521184	6601099	9088654	12018072	15937229	F	1B		
4608797	6501942	8657458	11931495	15229195	M	2		
3968879	5173771	6851158	9118211	12372031	F	3		
3284286	4108192	6875250	7974849	8338934	M	4		
3939846	5055747	6856126	8936533	11932460	F	5		
3681719	4269231	5179628	6445889	7639664	M	1A	654/655	AUTRES COMMERCE DE DETAIL
3316664	3996112	4428004	4934016	6271169	F	1B		
3609940	4232687	5069390	6371437	7478428	M	2		
2857628	3318842	3926317	4821425	5984380	F	3		
2800993	3167439	3675878	4289583	4723885	M	4		
2844069	3282182	3868737	4692913	5812335	F	5		
2213359	2521290	2867544	3594060	4325281	M	1A	656	PRODUITS DIVERS NON ALIMENT.
2025642	2328501	2583220	2913355	3453715	F	1B		
2151594	2444735	2787735	3393404	4085782	M	2		
1761366	2158808	2577564	3079695	3518626	F	3		
1577474	1878921	2216932	2496857	2775728	M	4		
1680714	2073340	2435127	2924178	3414758	F	5		
2159314	2543657	3151113	4046838	5404365	M	1A	653	LIVRES, JOURN., PAPIER, EO. BUREAU
1869960	2230512	2566142	3019435	3853644	F	1B		
2073708	2431145	2931638	3781007	5039261	M	2		
5139522	6603885	8041727	11006921	17886744	F	3		
4067283	6455782	7918144	10894404	17767476	M	4		
7040427	8305685	9898801	12191760	17265838	F	5		
6776805	8230922	9849007	12159394	17182683	M	1A	64/653- 656	COMMERCE DE DETAIL
4798186	5363622	6408963	7554964	8592943	F	1B		
4059488	4723277	5863898	6391506	7083363	M	2		
4703173	5332617	6323938	7407575	8472897	F	3		
3594614	3955095	4370144	4888011	5431442	M	4		
3157819	3659628	4013792	4391737	4781072	F	5		
3403161	3802455	4194213	4680401	5274818	M	1A	654/655	AUTRES COMMERCE DE DETAIL
2450544	2839571	3215658	3592956	3975591	F	1B		
2136174	2462867	2769956	3156212	3624975	M	2		
2195832	2540559	2898508	3362741	3784950	F	3		
2013471	2359266	2604390	2877976	3156691	M	4		
1507759	1859248	2240693	2532028	2719369	F	5		
1727495	2151578	2489956	2758783	3041111	M	1A	656	PRODUITS DIVERS NON ALIMENT.
2434238	2851359	3520890	4813775	7516198	F	1B		
2058559	2436742	2792150	3358576	4001307	M	2		
2184469	2568810	3041289	3884069	5421294	F	3		
3727231	4249012	6138591	10912318	13045642	M	4		
2267057	2762539	5184803	7259606	8627766	F	5		
3680015	4218346	6084050	10848385	12983118	M	1A	653	LIVRES, JOURN., PAPIER, EO. BUREAU
2931848	3953649	6443175	8725724	12476111	F	1B		
3171330	3556962	5117925	6401345	7861962	M	2		
2948198	3936839	6256408	9482232	12345455	F	3		
3178308	4071293	5132501	6401655	7622798	M	4		
2970531	3621546	4523688	5548715	6267304	F	5		
3144397	4012040	5036052	6277774	7474191	M	1A	654/655	AUTRES COMMERCE DE DETAIL
2440898	3073442	3733958	4481120	5242885	F	1B		
2274157	2803669	3385239	4035817	4565412	M	2		
2387302	2968908	3591430	4330477	5052872	F	3		
2003538	2294646	2735655	3256945	3780448	M	4		
1822430	2120014	2467649	2841484	3263311	F	5		
1896717	2203614	2585275	3043741	3563410	M	1A	656	PRODUITS DIVERS NON ALIMENT.
1575279	1876836	2209097	2627404	3055432	F	1B		
1498067	1778722	2040209	2339039	2633736	M	2		
1543251	1841518	2136172	2526691	2928048	F	3		
1861785	2207189	2747067	3528742	4762268	M	4		
1715730	2024324	2410132	2865953	3484640	F	5		
1812607	2125987	2582148	3242154	4226958	M	1A	653	LIVRES, JOURN., PAPIER, EO. BUREAU

TAB.C8

GROSS MONTHLY PAY(CORRECTED) OF  
PART-TIME EMPLOYEES :  
MEAN(M) AND COEFFICIENT OF VARIATION  
(CV) ACCORDING TO ACTIVITY,SEX AND  
QUALIFICATION

ACTIVITY	NACE	SEX	QUALIFICATION							TOG. ENS.	
			1A	1B	2	3	4	5	(*)		
AGRIC. PRIMARY	611	M	-	-	-	-	-	-	-	-	153034
PROD., LIVE- STOCK, TEXT.		F	-	-	-	-	-	-	152568	-	153797
FUELS, ORES,	612	M	-	-	-	-	193237	-	153394	-	214641#
INDUSTRIAL		F	-	-	-	216368#	-	-	151689	-	195836#
CHEMICALS		T	-	-	-	219370#	199164#	-	162218#	-	201770
TIMBER, BUILDING	613	M	-	-	-	-	-	-	-	-	211443#
MATERIALS		F	-	-	-	-	-	-	133061	-	159285#
MACHINERY,	614	M	-	-	-	-	193948#	-	151770#	-	181689#
EQUIPMENTS,		F	-	-	-	-	-	-	-	-	178316
VEHICLES		T	-	-	-	-	167921#	165778#	-	-	182609
FURNITURE, HSEHD.	615	M	-	-	-	-	-	-	-	-	163211
GOODS,		F	-	-	-	-	187208#	149709	-	-	178715
HARDWARE		T	-	-	-	-	194409#	163244#	-	-	189601#
TEXTILES, CLOTH-	616	M	-	-	-	-	-	-	159356#	-	167435
ING, FOOTWR.		F	-	-	-	-	168766	166503	-	-	173349
LEATHERWARE		T	-	-	-	-	170202	164677	-	-	183880
FOOD, DRINK,	617	M	-	-	-	-	173194	152206	-	-	161051
TOBACCO		F	-	-	-	-	158392	151820	-	-	167192
TOBACCO	617.6	T	-	-	-	212424	165440	151888	-	-	-
PRODUCTS		M	-	-	-	-	-	-	-	-	-
		F	-	-	-	-	-	-	-	-	-
		T	-	-	-	-	-	-	-	-	-
PHARMACEUTICAL,	618	M	-	-	-	-	-	-	145663	-	167495
MEDICAL GDS.,		F	-	-	-	223364#	167036	-	151366	-	169868
CLEANING MAT.		T	-	-	-	223364#	171554	-	149923	-	-
PHARMACEUTICALS	618.1	M	-	-	-	-	-	-	-	-	166223
		F	-	-	-	-	-	-	151764	-	170541#
		T	-	-	-	-	-	-	150357	-	242509#
OTHER WHOLESALE	619	M	-	-	-	-	-	-	192401#	-	178711
DISTRIBUTION		F	-	-	-	-	193153	-	151887	-	206162
PAPER, BOOKS,	619.1/2	T	-	-	-	-	198200	173055	-	-	-
STATIONERY,		M	-	-	-	-	-	-	-	-	-
NEWSPAPERS		F	-	-	-	-	-	-	-	-	-
WHOLESALE TRADE	61	M	-	-	-	259114#	189367	167405	-	-	198172
		F	-	-	215034#	208835	171501	151914	-	-	166703
		T	-	269101#	216227	178939	155418	172512	-	-	175654
FOOD, DRINK,	641/642	M	-	-	-	-	194990	160208	-	-	204237
TOBACCO		F	-	-	-	-	204545	163553	-	-	184626
		T	-	-	-	-	202976	-	-	-	189411
DISPENSING	643	M	-	-	-	-	-	-	-	-	201733#
CHEMISTS		F	-	-	-	-	-	-	136961	-	200416
MEDICAL GOODS,	644	M	-	-	-	-	-	-	140248	-	-
COSMETICS,		F	-	-	-	-	-	-	-	-	157741
CLEANING.MAT.		T	-	-	-	-	-	-	151307	-	172991
CLOTHING	645	M	-	-	-	-	-	-	197160	-	213888
		F	-	-	-	-	177946	178267	-	-	185543
		T	-	-	-	-	183193	185521	-	-	193647
FOOTWEAR,	646	M	-	-	-	-	-	-	-	-	181127#
LEATHER GOODS		F	-	-	-	-	161899	147401	-	-	159983
		T	-	-	-	-	164629	150077	-	-	162514
FURN. FABRICS,	647	M	-	-	-	-	-	-	-	-	-
HOUSEHOLD		F	-	-	-	-	-	-	-	-	-
TEXTILES		T	-	-	-	-	-	-	-	-	-
HOUSEHOLD	648/649	M	-	-	-	-	224344	161755	-	-	200532
FITMENTS,		F	-	-	-	-	185900#	149299	-	-	174295
APPLIANCES		T	-	-	-	-	204404	154542	-	-	185844
BOOKS, NEWSPRS.,	653	M	-	-	-	-	-	-	-	-	-
STATIONERY,		F	-	-	-	-	171271#	148821	-	-	163976
OFFICE SUPPS.		T	-	-	-	-	-	152818	-	-	194345#
OTHER RETAIL	654/655	M	-	-	-	-	-	-	-	-	195114#
DISTRIBUTION		F	-	-	-	-	186855#	140296	-	-	161221
		T	-	-	-	-	168075	154007	-	-	175270
VARIOUS NON-FOOD	656	M	-	-	-	-	175264	168052	-	-	183052
PRODUCTS		F	-	-	-	219236	186899#	164382	-	-	177950
		T	-	-	-	219236	180898	164802	-	-	178147
RETAIL TRADE	64/653- 656	M	-	-	377663#	252936#	210894	175851	-	-	201975
		F	-	-	-	230915	181963	162326	-	-	178405
		T	-	272791	331069#	236281	184495	165614	-	-	181888

TAB.C8

REMUNERATION MENSUELLE BRUTE  
CORRIGEE DES SALARIES A TEMPS PARTIEL  
MOYENNE (M) ET COEFFICIENT DE  
VARIATION(CV) SELON L ACTIVITE,  
LE SEXE ET LA QUALIFICATION

CV

QUALIFICATION								TOG. ENS.	SEX E	NACE	ACTIVITE
1A	1B	2	3	4	5	(°)					
-	-	-	-	-	15.7	-	15.4	M	611	MAT. PREM. AGR.,	
-	-	-	-	-	17.0	-	16.6	F		ANIMAUX,	
-	-	-	-	20.3	-	-	43.7#	T	612	TEXTILES	
-	-	-	23.6#	-	19.2	-	47.5#	F		COMBUSTIBLES,	
-	-	-	24.3#	-	26.5#	-	46.4	F		MINERAIS,	
-	-	-	-	-	10.1	-	36.6#	M	613	PR. CHIMIQUES	
-	-	-	-	29.5#	24.4#	-	25.0#	F		BOIS, MATERIAUX	
-	-	-	-	-	-	-	35.4#	T		DE CONSTR.	
-	-	-	-	23.1#	26.1#	-	27.2	M	614	MACHINES,	
-	-	-	-	32.8#	21.7	-	31.9	F		VEHICULES	
-	-	-	-	20.5#	15.4	-	20.1	M	615	MEUBLES,	
-	-	-	-	21.2#	35.3#	-	28.2	F		ART. MENAGERS	
-	-	-	-	-	32.6#	-	51.2#	T	616	QUINCAILLERIE	
-	-	-	-	24.1	26.8	-	25.7	M		TEXTILE,	
-	-	-	-	27.0	28.4	-	36.3	F		HABILLEMENT,	
-	-	-	-	18.2	21.4	-	38.0	T	617	CHAUSSURES,	
-	-	-	-	14.6	16.7	-	20.9	M		PRODUITS ALIM.,	
-	-	-	17.3	17.2	17.6	-	28.3	F		TABAC,	
-	-	-	-	-	-	-	-	T	617.6	BOISSONS,	
-	-	-	-	-	-	-	-	M		TABAC	
-	-	-	-	-	8.0	-	-	F	618	PRODUITS DU	
-	-	-	-	25.1#	15.9	13.5	23.9	T		TABAC	
-	-	-	25.1#	16.4	12.5	-	34.0	M	618	PR. PHARM.,	
-	-	-	-	-	9.4	-	19.7	F	618.1	MEDICAUX,	
-	-	-	-	-	9.2	-	34.5#	T		D ENTRETIEN	
-	-	-	-	-	32.0#	-	61.0#	M		PRODUITS	
-	-	-	-	22.5	16.1	-	26.8	F	619	PHARM.	
-	-	-	-	23.8	29.9	-	52.5	M		AUTRES COMMERCES	
-	-	-	-	-	-	-	-	F		DE GROS	
-	-	-	-	-	-	-	-	T	619.1/2	PAPIER, LIVRES,	
-	-	-	-	-	-	-	-	M		JOURNEAUX	
-	-	-	-	-	-	-	-	F	61	COMMERCE DE GROS	
-	-	-	47.6#	27.6	31.9	-	44.9	M			
-	-	23.3#	22.8	21.7	18.4	-	27.7	F			
-	-	31.2#	31.0	25.1	23.1	-	35.9	T			
-	-	-	-	22.2	31.2	-	40.5	M	641/642	PR. ALIMENTAIRES,	
-	-	-	-	23.5	20.9	-	27.1	F		BOISSONS,	
-	-	-	-	23.4	24.7	-	31.8	T		TABAC	
-	-	-	-	-	-	-	-	M	643	PHARMACIES	
-	-	-	-	-	9.7	-	38.7#	F			
-	-	-	-	-	13.0	-	38.9	T			
-	-	-	-	-	-	-	18.3	M	644	ART. MEDICAUX,	
-	-	-	-	-	18.0	-	28.6	F		PRODUITS	
-	-	-	-	-	18.8	-	27.6	T	645	D ENTRETIEN	
-	-	-	-	24.8	23.4	-	30.4	M		ARTICLES	
-	-	-	-	25.3	22.2	-	30.3	F		D HABILLEMENT	
-	-	-	-	-	-	-	22.4#	M	646	CHAUSSURES,	
-	-	-	-	14.9	12.9	-	17.4	F		MARQUINERIE	
-	-	-	-	17.2	14.2	-	18.8	T			
-	-	-	-	-	-	-	-	M	647	TISSUS	
-	-	-	-	-	-	-	-	F		D AMEUBLEMENT	
-	-	-	-	18.5	17.4	-	25.1	M	648/649	EQUIPEMENT DU	
-	-	-	-	24.4#	18.8	-	32.1	F		Foyer	
-	-	-	-	23.3	18.6	-	29.6	T			
-	-	-	-	24.4#	16.1	-	23.2	M	653	LIVRES, JOURN.,	
-	-	-	-	-	20.5	-	45.9#	F		PAPIER,	
-	-	-	-	28.6#	7.7	-	37.7#	T	654/655	ED. BUREAU	
-	-	-	-	20.8	25.9	-	23.0	M		AUTRES COMMERCES	
-	-	-	-	25.1	19.2	-	32.9	F		DE DETAIL	
-	-	-	-	29.2#	22.9	-	42.5	T	656	PRODUITS DIVERS	
-	-	-	23.6	26.7	22.9	-	26.5	M		MDN ALIMENT.	
-	-	-	23.6	26.8	22.5	-	27.3	F			
-	-	30.4#	30.4#	27.4	23.8	-	34.4	T	64/653-	COMMERCE DE	
-	-	-	33.5	26.3	22.6	-	27.5	M	656	DETAIL	
-	17.3	37.5#	32.9	26.8	23.2	-	29.3	F			

TAB.C9

INDEX OF MEAN GROSS  
MONTHLY PAY (CORRECTED) OF  
PART-TIME EMPLOYEES  
ACCORDING TO ACTIVITY,SEX  
AND QUALIFICATION

( PAY OF ALL FULL-TIME EES. = 100 )

INDICE DE LA REMUNERATION  
MENSUELLE BRUTE CORRIGEE  
DES SALAIRES A TEMPS PARTIEL  
SELON L ACTIVITE,LE SEXE  
ET LA QUALIFICATION

( REM. DE L ENS. DES SAL. A TEMPS PLEIN = 100 )

ACTIVITY	NACE	SEX	QUALIFICATION							TOG. ENS.	
			1A	1B	2	3	4	5	(*)		
AGRIC. PRIMARY	611	M	-	-	-	-	-	-	-	-	-
PROD. LIVE- STOCK, TEXT.		F	-	-	-	-	-	-	99.7	-	100.0
FUELS, ORES,	612	T	-	-	-	-	-	-	99.7	-	100.0
INDUSTRIAL		M	-	-	-	-	-	90.0	-	-	100.0#
CHEMICALS		F	-	-	-	110.5#	-	-	77.5	-	100.0#
TIMBER, BUILDING	613	T	-	-	-	108.7#	-	98.7#	80.4#	-	100.0
MATERIALS		M	-	-	-	-	-	-	-	-	100.0#
		F	-	-	-	-	-	-	83.5	-	100.0#
MACHINERY,	614	T	-	-	-	-	-	106.7#	83.5#	-	100.0#
EQUIPMENTS,		M	-	-	-	-	-	-	-	-	100.0
VEHICLES		F	-	-	-	-	-	94.2#	93.0#	-	100.0
FURNITURE, HSEHD.	615	T	-	-	-	-	-	98.6#	87.0	-	100.0
GOODS,		M	-	-	-	-	-	-	-	-	100.0
HARDWARE		F	-	-	-	-	-	114.7#	91.7	-	100.0
TEXTILES, CLOTH-	616	T	-	-	-	-	-	108.8#	91.3#	-	100.0
ING, FOOTWR.		M	-	-	-	-	-	-	84.0#	-	100.0#
LEATHERWARE		F	-	-	-	-	-	100.8	99.4	-	100.0
FOOD, DRINK,	617	T	-	-	-	-	-	98.2	95.0	-	100.0
TOBACCO		M	-	-	-	-	-	94.2	82.8	-	100.0
		F	-	-	-	-	-	98.3	94.3	-	100.0
TOBACCO	617.6	T	-	-	-	127.1	-	99.0	90.8	-	100.0
PRODUCTS		M	-	-	-	-	-	-	-	-	100.0
		F	-	-	-	-	-	-	-	-	100.0
PHARMACEUTICAL,	618	T	-	-	-	-	-	-	81.3	-	100.0
MEDICAL GDS.,		M	-	-	-	-	133.4#	99.7	90.4	-	100.0
CLEANING MAT.		F	-	-	-	-	131.5#	101.0	88.3	-	100.0
PHARMACEUTICALS	618.1	T	-	-	-	-	-	-	-	-	100.0
		M	-	-	-	-	-	-	91.3	-	100.0
		F	-	-	-	-	-	-	88.2	-	100.0#
OTHER WHOLESALE	619	T	-	-	-	-	-	-	79.3#	-	100.0#
DISTRIBUTION		M	-	-	-	-	-	108.1	85.0	-	100.0
		F	-	-	-	-	-	96.1	83.9	-	100.0
PAPER, BOOKS,	619.1/2	T	-	-	-	-	-	-	-	-	100.0
STATIONERY,		M	-	-	-	-	-	-	-	-	100.0
NEWSPAPERS		F	-	-	-	-	-	-	-	-	100.0
WHOLESALE TRADE	61	T	-	-	-	-	-	-	-	-	100.0
		M	-	-	-	-	130.8#	95.6	84.5	-	100.0
		F	-	-	129.0#	-	125.3	102.9	51.1	-	100.0
FOOD, DRINK,	641/642	T	-	-	153.2#	-	123.1	101.9	88.5	-	100.0
TOBACCO		M	-	-	-	-	-	95.5	84.5	-	100.0
		F	-	-	-	-	-	110.8	86.8	-	100.0
DISPENSING	643	T	-	-	-	-	-	107.2	86.3	-	100.0
CHEMISTS		M	-	-	-	-	-	-	-	-	100.0#
		F	-	-	-	-	-	-	67.9	-	100.0
MEDICAL GOODS,	644	T	-	-	-	-	-	-	70.0	-	100.0
COSMETICS,		M	-	-	-	-	-	-	-	-	100.0
CLEANING MAT.		F	-	-	-	-	-	-	-	-	100.0
CLOTHING	645	T	-	-	-	-	-	-	87.5	-	100.0
		M	-	-	-	-	-	-	92.2	-	100.0
		F	-	-	-	-	-	95.9	96.1	-	100.0
FOOTWEAR,	646	T	-	-	-	-	-	94.6	95.8	-	100.0
LEATHER GOODS		M	-	-	-	-	-	101.2	92.1	-	100.0
		F	-	-	-	-	-	101.3	92.3	-	100.0
FURN. FABRICS,	647	T	-	-	-	-	-	-	-	-	100.0
HOUSEHOLD		M	-	-	-	-	-	-	-	-	100.0
TEXTILES		F	-	-	-	-	-	-	-	-	100.0
HOUSEHOLD	648/649	T	-	-	-	-	-	111.9	80.7	-	100.0
FITMENTS,		M	-	-	-	-	-	106.7#	85.7	-	100.0
APPLIANCES		F	-	-	-	-	-	110.0	83.2	-	100.0
BOOKS, NEWSPRS.,	653	T	-	-	-	-	-	-	-	-	100.0
STATIONERY,		M	-	-	-	-	-	104.4#	90.8	-	100.0
OFFICE SUPPS.		F	-	-	-	-	-	-	78.6	-	100.0#
OTHER RETAIL	654/655	T	-	-	-	-	-	95.8#	-	-	100.0
DISTRIBUTION		M	-	-	-	-	-	104.3	87.0	-	100.0
		F	-	-	-	-	-	100.0	87.9	-	100.0
VARIOUS NON-FOOD	656	T	-	-	-	-	-	102.1#	91.8	-	100.0
PRODUCTS		M	-	-	-	-	123.2	101.7	92.4	-	100.0
		F	-	-	-	-	123.1	101.6	92.5	-	100.0
RETAIL TRADE	64/653-	T	-	-	187.0#	-	125.2#	104.4	87.1	-	100.0
	656	M	-	-	-	-	129.4	102.0	91.0	-	100.0
		F	-	-	-	-	129.9	101.4	91.1	-	100.0
		T	-	150.0	182.0#	-	-	-	-	-	100.0

TAB.C9

INDEX OF MEAN GROSS  
MONTHLY PAY (CORRECTED) OF  
PART-TIME FEMALE EMPLOYEES  
ACCORDING TO ACTIVITY  
AND QUALIFICATION

( PAY OF FULL-TIME MALE = 100 )

INDICE DE LA REMUNERATION  
MENSUELLE BRUTE CORRIGEE  
DES SALAIRES FEMININS A TEMPS PARTIEL  
SELON L ACTIVITE  
ET LA QUALIFICATION

( REM. DES SAL. MASC. A TEMPS PLEIN = 100 )

QUALIFICATION								S E X E	NACE	ACTIVITE
1A	1B	2	3	4	5	(*)	T06. ENS.			
-	-	-	-	-	83.5	-	83.8	M	611	MAT. PREM. AGR., ANIMAUX
-	-	-	90.4#	100.0	77.5	-	100.0#	F	612	TEXTILES
-	-	-	-	-	68.5	-	91.2#	M	613	COMBUSTIBLES, MINERAIS, PR. CHIMIQUES
-	-	-	-	-	-	-	100.0#	F	613	BOIS, MATERIAUX DE CONSTR.
-	-	-	-	70.9#	111.3#	-	75.3#	M	614	MACHINES, VEHICULES
-	-	-	-	94.3#	70.3	-	81.9	F	614	MACHINES, VEHICULES
-	-	-	-	-	100.0#	-	81.9	M	615	MEUBLES, ART. MENAGERS
-	-	-	-	95.6	104.5	-	100.0#	F	615	QUINCAILLERIE
-	-	-	-	100.0	100.0	-	100.0#	M	616	TEXTILE, HABILLEMENT, CHAUSSURES
-	-	-	-	91.5	99.7	-	88.3	F	616	TEXTILE, HABILLEMENT, CHAUSSURES
-	-	-	-	-	-	-	100.0	M	617	PRODUITS ALIM., BOISSONS, TABAC
-	-	-	-	-	-	-	87.6	F	617	PRODUITS ALIM., BOISSONS, TABAC
-	-	-	-	-	-	-	-	M	617.6	PRODUITS DU TABAC
-	-	-	-	-	-	-	-	F	617.6	PRODUITS DU TABAC
-	-	-	0.0#	80.4	100.0	-	100.0	M	618	PR. PHARM., MEDICAUX, D'ENTRETIEN
-	-	-	-	-	103.9	-	93.5	F	618	PR. PHARM., MEDICAUX, D'ENTRETIEN
-	-	-	-	-	103.6	-	89.4	M	618.1	PRODUITS PHARM.
-	-	-	-	-	103.6	-	89.4	F	618.1	PRODUITS PHARM.
-	-	-	-	85.4	100.0#	-	100.0#	M	619	AUTRES COMMERCES DE GROS
-	-	-	-	-	78.9	-	73.7	F	619	AUTRES COMMERCES DE GROS
-	-	-	-	-	-	-	-	M	619.1/2	PAPIER, LIVRES, JOURNEAUX
-	-	-	-	-	-	-	-	F	619.1/2	PAPIER, LIVRES, JOURNEAUX
-	-	68.0#	100.0#	100.0	100.0	-	100.0	M	61	COMMERCE DE GROS
-	-	-	80.6	90.6	90.7	-	84.1	F	61	COMMERCE DE GROS
-	-	-	-	100.0	100.0	-	100.0	M	641/642	PR. ALIMENTAIRES, BOISSONS, TABAC
-	-	-	-	104.9	92.9	-	90.4	F	641/642	PR. ALIMENTAIRES, BOISSONS, TABAC
-	-	-	-	-	90.3	-	103.6#	M	643	PHARMACIES
-	-	-	-	-	-	-	-	F	643	PHARMACIES
-	-	-	-	-	-	-	77.7	M	644	ART. MEDICAUX, PRODUITS D'ENTRETIEN
-	-	-	-	-	-	-	-	F	644	ART. MEDICAUX, PRODUITS D'ENTRETIEN
-	-	-	-	81.9	100.0	-	100.0	M	645	ARTICLES D'HABILLEMENT
-	-	-	-	-	90.4	-	86.7	F	645	ARTICLES D'HABILLEMENT
-	-	-	-	88.2	85.5	-	100.0#	M	646	CHAUSSURES, MAROQUINERIE
-	-	-	-	-	-	-	88.3	F	646	CHAUSSURES, MAROQUINERIE
-	-	-	-	-	-	-	-	M	647	TISSUS D'AMEUBLEMENT
-	-	-	-	-	-	-	-	F	647	TISSUS D'AMEUBLEMENT
-	-	-	-	100.0	100.0	-	100.0	M	648/649	EQUIPEMENT DU FOYER
-	-	-	-	82.9#	92.3	-	86.9	F	648/649	EQUIPEMENT DU FOYER
-	-	-	-	58.9#	57.2	-	59.6	M	653	LIVRES, JOURN., PAPIER, EQ. BUREAU
-	-	-	-	100.0#	-	-	100.0#	M	654/655	AUTRES COMMERCES DE DETAIL
-	-	-	-	89.9	79.7	-	82.6	F	654/655	AUTRES COMMERCES DE DETAIL
-	-	-	-	100.0#	100.0	-	100.0	M	656	PRODUITS DIVERS NON ALIMENT.
-	-	-	0.0	96.8	97.8	-	97.2	F	656	PRODUITS DIVERS NON ALIMENT.
-	-	100.0#	100.0#	100.0	100.0	-	100.0	M	64/653-	COMMERCE DE DETAIL
-	-	-	91.3	86.3	92.3	-	88.3	F	656	COMMERCE DE DETAIL

TAB.C10

GROSS ANNUAL PAY OF PART-TIME  
EMPLOYEES :  
MEAN(M) AND COEFFICIENT OF VARIATION  
(CV) ACCORDING TO ACTIVITY,SEX AND  
QUALIFICATION

ACTIVITY	RACE	SEX	QUALIFICATION							TOG. ENS.		
			1A	1B	2	3	4	5	(*)			
AGRIC. PRIMARY	611	M	-	-	-	-	-	-	-	-	-	-
PROD... LIVE- STOCK, TEXT.		F	-	-	-	-	-	-	1921949	-	-	1946878
FUELS, ORES,	612	M	-	-	-	-	-	1978703#	-	-	-	1944428
INDUSTRIAL CHEMICALS		F	-	-	-	-	-	-	1614488#	-	-	2124221#
TIMBER, BUILDING MATERIALS	613	M	-	-	-	2281178#	2037387#	-	1790596#	-	-	2216216#
MACHINERY, EQUIPMENTS, VEHICLES	614	M	-	-	-	-	-	-	1768840#	-	-	1744109#
FURNITURE, HSEHD. GOODS, HARDWARE	615	M	-	-	-	-	-	-	1455566#	-	-	1888386#
TEXTILES, CLOTH- ING, FOOTWR. LEATHERWARE	616	M	-	-	-	-	-	-	1481528#	-	-	2007758#
FOOD, DRINK, TOBACCO	617	M	-	-	-	-	-	1653747#	1761584	-	-	1709528
		F	-	-	-	-	-	1790653#	1724096	-	-	1891439#
		M	-	-	-	-	-	1697138#	1717047#	-	-	1724652
		F	-	-	-	-	-	1623117	1729098	-	-	1759702
	617.6	M	-	-	-	-	-	1660724	1726853	-	-	1749689
		F	-	-	-	-	-	-	-	-	-	-
PHARMACEUTICAL, MEDICAL GDS., CLEANING MAT.	618	M	-	-	-	-	-	-	-	-	-	-
PHARMACEUTICALS	618.1	M	-	-	-	2137428#	1658120#	-	1404290	-	-	1609424
		F	-	-	-	2137428#	1658120#	-	1425781	-	-	1679269#
OTHER WHOLESALE DISTRIBUTION	619	M	-	-	-	-	-	-	1324045	-	-	1544180#
		F	-	-	-	-	-	-	1372582	-	-	1645516#
PAPER, BOOKS, STATIONERY, NEWSPAPERS	619.1/2	M	-	-	-	-	-	-	2164182#	-	-	-
WHOLESALE TRADE	61	M	-	-	-	-	-	2143349#	1660885	-	-	1935341
		F	-	-	-	-	-	2200430#	1893636	-	-	2434261#
FOOD, DRINK, TOBACCO	641/642	M	-	-	2803897#	-	-	-	-	-	-	-
		F	-	-	-	2142901	1880951	2004867	1832656	-	-	2123387
DISPENSING CHEMISTS	643	M	-	-	-	2210994	1782776	1782776	1666726	-	-	1798967
		F	-	-	-	-	1880951	1702696	1702696	-	-	1891134
MEDICAL GOODS, COSMETICS, CLEANING MAT.	644	M	-	-	-	-	2411528	1848894	1848894	-	-	2543754
CLOTHING	645	M	-	-	-	-	1932031	1695779	1695779	-	-	1858250
		F	-	-	-	-	1998288	1727967	1727967	-	-	1988141
FOOTWEAR, LEATHER GOODS	646	M	-	-	-	-	-	-	1689349#	-	-	2196472
		F	-	-	-	-	-	-	-	-	-	2131820
FURN. FABRICS, HOUSEHOLD TEXTILES	647	M	-	-	-	-	-	-	-	-	-	1714073
HOUSEHOLD FITMENTS, APPLIANCES	648/649	M	-	-	-	-	-	-	-	-	-	1985851
BOOKS, NEWSPRS., STATIONERY, OFFICE SUPPS.	653	M	-	-	-	-	-	2019752	2397429	-	-	2666167
OTHER RETAIL DISTRIBUTION	654/655	M	-	-	-	-	-	2030180	2030180	-	-	2138402
		F	-	-	-	-	-	2142794	2177639	-	-	2306810
VARIOUS NON-FOOD PRODUCTS	656	M	-	-	-	-	-	1706883	-	-	-	1630800
		F	-	-	-	-	-	1794820	-	-	-	1707841
RETAIL TRADE	64/653- 656	M	-	-	4765594#	3098800#	2564655	2741207#	2051698#	-	-	2509501#
		F	-	-	-	2752913#	2259416	1844674#	1695186	-	-	1847867#
		M	-	-	4417805#	2858925	2348004#	2348004#	1858613	-	-	2181773
		F	-	-	-	-	-	-	-	-	-	1637481#
		M	-	-	-	-	-	-	-	-	-	1999538#
		F	-	-	-	-	-	1811169#	1475783#	-	-	1679961
		M	-	-	-	-	-	1923415#	1571262#	-	-	1922712#
		F	-	-	-	-	-	2263221	2105922	-	-	2331176#
		M	-	-	-	-	-	2259416	2054438	-	-	2239642
		F	-	-	-	-	-	2084815	2139578	-	-	2244520
		M	-	-	-	-	-	2105932	1827686	-	-	2509222
		F	-	-	-	-	-	2179175	1926488	-	-	2059787
		M	-	-	-	-	-	-	-	-	-	2162817



REMUNERATION ANNUELLE BRUTE  
DES SALARIES A TEMPS PARTIEL  
MOYENNE(M) ET COEFFICIENT DE  
VARIATION(CV) SELON L ACTIVITE,  
LE SEXE ET LA QUALIFICATION

CV

QUALIFICATION								SEXE	NACE	ACTIVITE
1A	1B	2	3	4	5	(*)	TOT. ENS.			
-	-	-	-	-	21.4	-	21.4	M	611	MAT. PREM. AGR.,
-	-	-	-	-	21.3	-	21.3	F		ANIMAUX,
-	-	-	-	23.8#	-	-	-	M	612	TEXTILES
-	-	-	-	-	29.4#	-	59.7#	F		COMBUSTIBLES,
-	-	-	30.5#	30.3#	45.4#	-	58.0#	M		MINERAIS,
-	-	-	-	-	-	-	-	F	613	PR. CHIMIQUES
-	-	-	-	-	24.9#	-	25.4#	M		BOIS, MATERIAUX
-	-	-	-	-	-	-	31.3#	F		DE CONSTR.
-	-	-	-	-	24.7#	-	35.0#	M	614	MACHINES,
-	-	-	-	-	24.9#	-	45.7#	F		VEHICULES
-	-	-	-	-	-	-	30.2#	M	615	MEUBLES,
-	-	-	-	-	-	-	41.7#	F		ART. MENAGERS
-	-	-	-	33.1#	26.0	-	29.6	M	616	QUINCAILLERIE
-	-	-	-	38.4#	27.6	-	45.6#	F		TEXTILE,
-	-	-	-	27.4#	28.9#	-	32.7	M	617	HABILLEMENT,
-	-	-	-	28.3	28.0	-	29.0	F		CHAUSSURES
-	-	-	-	27.9	28.2	-	30.1	M		PRODUITS ALIM.,
-	-	-	-	-	-	-	-	F	617.6	BOISSONS,
-	-	-	-	-	-	-	-	M		TABAC
-	-	-	-	-	-	-	-	F		PRODUITS DU
-	-	-	-	-	-	-	-	M		TABAC
-	-	-	28.9#	20.5#	22.9	-	30.0	M	618	PR. PHARM.,
-	-	-	28.9#	20.5#	20.6	-	50.8#	F		MEDICAUX,
-	-	-	-	-	12.2	-	26.0#	M	618.1	D'ENTRETIEN
-	-	-	-	-	12.5	-	53.7#	F		PRODUITS
-	-	-	-	-	34.4#	-	-	M		PHARM.
-	-	-	-	29.5#	27.3	-	30.8	M	619	AUTRES COMMERCES
-	-	-	-	30.3#	34.6	-	65.3#	F		DE GROS
-	-	-	-	-	-	-	-	M	619.1/2	PAPIER, LIVRES,
-	-	-	-	-	-	-	-	F		JOURNEAUX
-	-	-	-	38.3	42.7	-	56.4	M	61	COMMERCE DE GROS
-	-	-	30.5	30.6	27.5	-	36.2	F		
-	-	39.7#	35.8	35.2	32.2	-	45.2	M		
-	-	-	-	22.2	29.2	-	43.5	F	641/642	PR. ALIMENTAIRES,
-	-	-	-	24.9	30.3	-	29.3	M		BOISSONS,
-	-	-	-	25.8	30.3	-	37.5	F		TABAC
-	-	-	-	-	-	-	-	M	643	PHARMACIES
-	-	-	-	-	-	-	31.4	F		
-	-	-	-	-	31.2#	-	32.5	M	644	ART. MEDICAUX,
-	-	-	-	-	-	-	18.7	F		PRODUITS
-	-	-	-	-	-	-	27.9	M	645	D'ENTRETIEN
-	-	-	-	34.9	20.1	-	29.2	F		ARTICLES
-	-	-	-	34.4	29.0	-	37.6	M	646	D'HABILLEMENT
-	-	-	-	-	26.5	-	36.1	F		
-	-	-	-	27.1	-	-	32.2	M	647	CHAUSSURES,
-	-	-	-	28.7	-	-	32.8	F		MARQUINERIE
-	-	-	-	-	-	-	-	M	648/649	TISSUS
-	-	-	-	-	-	-	-	F		D'AMEUBLEMENT
-	-	-	-	28.0#	27.5#	-	33.0#	M		EQUIPEMENT DU
-	-	-	-	31.7#	18.3	-	33.7#	F		FOYER
-	-	-	-	35.1#	25.8	-	36.9	M	653	LIVRES, JOURN.,
-	-	-	-	-	-	-	-	F		PAPIER,
-	-	-	-	-	-	-	37.8#	M	654/655	EQ. BUREAU
-	-	-	-	-	-	-	54.2#	F		AUTRES COMMERCES
-	-	-	-	29.6#	24.7#	-	30.2	M		DE DETAIL
-	-	-	-	31.3#	26.3#	-	47.8#	F	656	PRODUITS DIVERS
-	-	-	-	-	20.6	-	50.5#	M		NOM ALIMENT.
-	-	-	-	25.7	24.2	-	25.6	F	64/653-	COMMERCE DE
-	-	-	-	25.6	23.5	-	27.7	M	656	DETAIL
-	-	26.5#	33.9#	30.9	26.2	-	37.8	F		
-	-	-	34.7#	28.8	29.4	-	31.6	M		
-	-	28.4#	34.9	30.3	29.3	-	34.8	F		

TAB.C11

INDEX OF MEAN GROSS ANNUAL PAY OF PART-TIME EMPLOYEES ACCORDING TO ACTIVITY, SEX AND QUALIFICATION

( PAY OF ALL FULL-TIME EES. = 100 )

INDICE DE LA REMUNERATION ANNUELLE BRUTE MOYENNE DES SALARIES A TEMPS PARTIEL SELON L ACTIVITE, LE SEXE ET LA QUALIFICATION

( REM. DE L ENS. DES SAL. A TEMPS PLEIN = 100 )

ACTIVITY	NACE	SEX	QUALIFICATION							106. EWS.	
			1A	1B	2	3	4	5	(°)		
AGRIC. PRIMARY	611	M	-	-	-	-	-	-	-	-	100.0
PROD., LIVE-STOCK, TEXT.		F	-	-	-	-	-	-	98.7	-	100.0
FUELS, ORES, INDUSTRIAL	612	M	-	-	-	-	79.7#	-	98.7	-	100.0#
CHEMICALS		F	-	-	-	-	-	-	76.0#	-	100.0#
TIMBER, BUILDING MATERIALS	613	M	-	-	-	102.9#	91.9#	-	80.8#	-	100.0#
		F	-	-	-	-	-	-	94.8#	-	100.0#
MACHINERY, EQUIPMENTS, VEHICLES	614	M	-	-	-	-	-	-	76.7#	-	100.0#
FURNITURE, HSEHD. GOODS, HARDWARE	615	M	-	-	-	-	-	-	73.8#	-	100.0#
TEXTILES, CLOTHING, FOOTWR.	616	M	-	-	-	-	-	-	-	-	100.0
LEATHERWARE		F	-	-	-	-	96.7#	103.0	-	-	100.0#
FOOD, DRINK, TOBACCO	617	M	-	-	-	-	94.7#	91.2	-	-	100.0
		F	-	-	-	-	98.4#	99.6#	-	-	100.0
TOBACCO PRODUCTS	617.6	M	-	-	-	-	92.2	98.3	-	-	100.0
		F	-	-	-	-	94.9	98.7	-	-	100.0
PHARMACEUTICAL, MEDICAL GDS., CLEANING MAT.	618	M	-	-	-	132.8#	103.0#	87.3	-	-	100.0
PHARMACEUTICALS	618.1	F	-	-	-	127.3#	98.7#	84.9	-	-	100.0#
OTHER WHOLESALE DISTRIBUTION	619	M	-	-	-	-	-	85.7	-	-	100.0#
		F	-	-	-	-	-	83.4	-	-	100.0#
PAPER, BOOKS, STATIONERY, NEWSPAPERS	619.1/2	M	-	-	-	-	-	70.5#	-	-	100.0
WHOLESALE TRADE	61	M	-	-	-	-	-	110.7#	85.8	-	100.0
		F	-	-	-	-	90.4#	77.8	-	-	100.0#
FOOD, DRINK, TOBACCO	641/642	M	-	-	148.3#	119.1	94.4	86.3	-	-	100.0
		F	-	-	-	116.9	99.1	52.6	-	-	100.0
DISPENSING CHEMISTS	643	M	-	-	-	-	99.5	90.0	-	-	100.0
MEDICAL GOODS, COSMETICS, CLEANING MAT.	644	M	-	-	-	-	-	94.8	72.7	-	100.0
CLOTHING	645	M	-	-	-	-	-	104.0	91.3	-	100.0
		F	-	-	-	-	-	100.0	86.5	-	100.0
FOOTWEAR, LEATHER GOODS	646	M	-	-	-	-	-	-	79.2#	-	100.0
		F	-	-	-	-	-	-	-	-	100.0
FURN. FABRICS, HOUSEHOLD TEXTILES	647	M	-	-	-	-	-	-	-	-	100.0
HOUSEHOLD FITMENTS, APPLIANCES	648/649	M	-	-	-	-	-	-	-	-	100.0#
BOOKS, NEWSPRS., STATIONERY, OFFICE SUPPS.	653	M	-	-	-	-	-	94.5	89.9	-	100.0
OTHER RETAIL DISTRIBUTION	654/655	M	-	-	-	-	-	92.9	94.4	-	100.0
		F	-	-	-	-	-	104.7	-	-	100.0
VARIOUS NON-FOOD PRODUCTS	656	M	-	-	-	-	-	105.1	-	-	100.0
RETAIL TRADE	64/653-656	M	-	-	189.9#	123.5#	102.2	85.3	-	-	100.0
		F	-	-	-	133.7#	102.2	88.7	-	-	100.0
		T	-	-	204.3#	132.2	100.8	89.1	-	-	100.0

INDEX OF MEAN GROSS  
ANNUAL PAY OF PART-TIME  
FEMALE EMPLOYEES  
ACCORDING TO ACTIVITY  
AND QUALIFICATION

( PAY OF FULL-TIME MALE = 100 )

INDICE DE LA REMUNERATION  
ANNUELLE BRUTE MOYENNE DES  
SALARIES FEMININS A TEMPS PARTIEL  
SELON L ACTIVITE  
ET LA QUALIFICATION

( REM. DES SAL. MASC. A TEMPS PLEIN = 100 )

QUALIFICATION								T06. ENS.	S E X E	NACE	ACTIVITE
1A	1B	2	3	4	5	(*)					
-	-	-	-	-	111.6	-	113.1	M	611	MAT. PREM. AGR., ANIMAUX, TEXTILES	
-	-	-	-	100.0#	59.3#	-	85.6#	F	612	COMBUSTIBLES, MINERAIS	
-	-	-	-	-	-	-	85.9#	M	613	PR. CHIMIQUES	
-	-	-	-	-	-	-	85.9#	F	613	BOIS, MATERIAUX DE CONSTR.	
-	-	-	-	-	95.9#	-	82.8#	M	614	MACHINES, VEHICULES	
-	-	-	-	-	-	-	64.2#	F	615	MEUBLES, ART. MENAGERS	
-	-	-	-	-	-	-	64.2#	F	615	QUINCAILLERIE	
-	-	-	-	77.3#	109.2	-	76.1	M	616	TEXTILE, HABILLEMENT, CHAUSSURES	
-	-	-	-	100.0#	100.0#	-	100.0	M	617	PRODUITS ALIM., BOISSONS, TABAC	
-	-	-	-	95.6	100.7	-	102.0	F	617	PRODUITS ALIM., BOISSONS, TABAC	
-	-	-	-	-	-	-	-	M	617.6	PRODUITS DU TABAC	
-	-	-	-	-	-	-	-	F	617.6	PRODUITS DU TABAC	
-	-	-	0.0#	0.0#	94.5	-	80.5	M	618	PR. PHARM., MEDICAUX, D'ENTRETIEN	
-	-	-	-	-	-	-	88.4	M	618.1	PRODUITS PHARM.	
-	-	-	-	-	88.4	-	75.1#	F	618.1	PRODUITS PHARM.	
-	-	-	-	88.0#	100.0#	-	63.1	M	619	AUTRES COMMERCES DE GROS	
-	-	-	-	-	76.7	-	63.1	F	619	AUTRES COMMERCES DE GROS	
-	-	-	-	-	-	-	-	M	619.1/2	PAPIER, LIVRES, JOURNEAUX	
-	-	-	-	-	-	-	-	F	619.1/2	PAPIER, LIVRES, JOURNEAUX	
-	-	-	80.8	100.0	100.0	-	100.0	M	61	COMMERCE DE GROS	
-	-	-	-	88.9	90.9	-	84.7	F	61	COMMERCE DE GROS	
-	-	-	-	100.0	100.0	-	100.0	M	641/642	PR. ALIMENTAIRES, BOISSONS, TABAC	
-	-	-	-	80.1	91.7	-	73.1	F	641/642	PR. ALIMENTAIRES, BOISSONS, TABAC	
-	-	-	-	-	-	-	115.8	M	643	PHARMACIES	
-	-	-	-	-	-	-	69.1	M	644	ART. MEDICAUX, PRODUITS D'ENTRETIEN	
-	-	-	-	-	-	-	69.1	F	644	ART. MEDICAUX, PRODUITS D'ENTRETIEN	
-	-	-	-	73.7	100.0	-	100.0	M	645	ARTICLES D'HABILLEMENT	
-	-	-	-	-	84.7	-	80.2	F	645	ARTICLES D'HABILLEMENT	
-	-	-	-	79.5	-	-	75.9	M	646	CHAUSSURES, MAROQUINERIE	
-	-	-	-	-	-	-	75.9	F	646	CHAUSSURES, MAROQUINERIE	
-	-	-	-	-	-	-	-	M	647	TISSUS D'AMEUBLEMENT	
-	-	-	-	-	-	-	-	F	647	TISSUS D'AMEUBLEMENT	
-	-	-	-	100.0#	100.0#	-	100.0#	M	648/649	EQUIPEMENT DU FOYER	
-	-	-	-	67.3#	82.6	-	73.6#	F	648/649	EQUIPEMENT DU FOYER	
-	-	-	-	-	-	-	56.8#	M	653	LIVRES, JOURN., PAPIER, EQ. BUREAU	
-	-	-	-	-	-	-	56.8#	F	653	LIVRES, JOURN., PAPIER, EQ. BUREAU	
-	-	-	-	86.4#	84.6#	-	74.2	M	654/655	AUTRES COMMERCES DE DETAIL	
-	-	-	-	-	-	-	74.2	F	654/655	AUTRES COMMERCES DE DETAIL	
-	-	-	-	-	100.0	-	100.0#	M	656	PRODUITS DIVERS NON ALIMENT.	
-	-	-	-	109.7	97.6	-	96.1	F	656	PRODUITS DIVERS NON ALIMENT.	
-	-	100.0#	100.0#	100.0	100.0	-	100.0	M	64/653-656	COMMERCE DE DETAIL	
-	-	-	88.8#	82.1	85.4	-	82.1	F	64/653-656	COMMERCE DE DETAIL	



**Series**  
**Série D**

TAB.D1

EMPLOYEES ACCORDING TO ACTIVITY, SEX, QUALIFICATION, SIZE OF ENTERPRISE AND TYPE OF EMPLOYMENT

( % )

ACTIVITY	NACE	QUALIFICATION	SEX	TYPE OF EMPLOYMENT							REGIME DE TRAVAIL		TYPE OF EMPLOYMENT				
				FULL-TIME							TEMPS-PLEIN		PART-TIME				
				SIZE OF ENTERPRISE (NUMBER OF EMPLOYEES)													
10	50	100	200	500	>= 1000	(*)	TOT.	10	50	100	200	49	99	199	499		
49	99	199	499	999			ENS.	49	99	199	499						
AGRIC. PRIMARY PROD., LIVE-STOCK, TEXT.	611	1A	M	17.7			28.6					100.0					
			F	18.5			28.3					100.0					
		1B	M	8.1	39.8		41.4										
			F	10.1	38.2	10.7	40.9										
		2	M	8.1	47.3	21.0	23.6										
			F	7.2	51.1	19.3	22.4										
	3	M	19.2	26.2	24.0	30.7											
		F	29.1			13.4											
	4	M	20.9	31.1	23.4	27.6											
		F	18.9	37.4	26.7	16.9											
	5	M	24.5	61.7	6.5	7.3											
		F	20.4	43.8	21.4	14.4											
T	M	20.5	22.3	29.8	27.4												
	F	18.5	37.5	15.3	28.8								39.7	14.1	44.8		
FUELS, ORES, INDUSTRIAL CHEMICALS	612	1A	M	19.8	27.0	25.3	27.9										
			F	18.7	29.3	27.2	24.7										
		1B	M	20.4	46.3	11.9	21.4										
			F	19.2	33.9	23.1	23.9								37.9	20.3	40.5
		2	M	60.4	14.3	22.1											
			F	60.6	14.2	22.0											
	3	M	41.5	11.0	19.9	7.0	7.6	13.0									
		F	67.7														
	4	M	43.3	11.8	19.0	6.5	7.3	12.1									
		F	47.0	9.0	10.0	18.0	3.3	12.7									
	5	M	70.6	10.3													
		F	50.0	9.2	9.8	16.5	3.1	11.3									
T	M	46.8	11.6	18.3	11.9	5.1	6.2										
	F	50.6	12.4	17.2	11.4	3.1	5.2						80.6				
TIMBER, BUILDING MATERIALS	613	1A	M	48.0	11.9	18.0	11.8	4.5	5.9								
			F	61.9	11.4	12.4	2.6	3.8	8.0								
		1B	M	49.0	12.5	17.1	9.9	5.8	5.6								
			F	58.5	11.7	13.6	4.5	4.3	7.4								
		2	M	69.6	11.3	11.5	1.0	2.7	3.9								
			F	60.2	14.1	16.9	4.8	2.7	1.2								
	3	M	67.3	12.0	12.8	1.8	2.7	3.3									
		F	59.7	11.2	13.3	4.9	3.8	7.1									
	4	M	53.2	12.9	16.7	8.7	4.3	4.2									
		F	58.1	11.7	14.1	5.8	3.9	6.4									
	MACHINERY, EQUIPMENTS, VEHICLES	614	1A	M	93.2												
				F	84.0												
1B			M	91.1		3.7											
			F	92.2		3.2											
2			M	52.3	39.8	4.1	3.8										
			F	55.2	36.8	4.4	3.6										
3		M	84.6	9.3	3.6	2.5											
		F	82.6	8.6	4.6	4.2											
4		M	84.1	9.2	3.9	2.8											
		F	70.7	26.0	0.7	2.6											
5		M	77.3	16.2	3.5	2.9											
		F	72.3	23.6	1.4	2.7											
T	M	77.9	18.0	1.6	2.4												
	F	78.8	13.5	3.7	3.0												
MACHINERY, EQUIPMENTS, VEHICLES	614	1A	M	78.2	17.3	1.9	2.5										
			F	74.8	21.0	1.7	2.6										
		1B	M	79.3	13.9	3.7	3.0										
			F	75.7	19.6	2.1	2.7										
		2	M	57.2	21.1			13.7									
			F	56.5	22.2			12.9									
	3	M	48.3	17.3	14.2	6.4	10.4	3.5									
		F	47.8	18.8	13.7	5.9	10.3	3.5									
	4	M	43.1	16.0	21.8	4.0	11.2	3.8									
		F	60.3		22.3												
	5	M	45.1	15.6	21.8	3.5	9.9	4.0									
		F	43.3	19.2	27.6	5.5	2.7	1.7									
T	M	52.4	18.4	18.0	6.9		3.9										
	F	45.5	19.0	25.3	5.8	2.1	2.2										
T	M	48.1	19.9	15.4	7.3	8.1	1.1										
	F	43.4	21.3	19.1	8.2	2.6	5.4										
T	M	46.4	20.4	16.8	7.6	6.1	2.6										
	F	47.3	15.6	14.8	3.6	18.1	0.7										
T	M	54.1	17.6	16.5	3.4	6.3	2.1										
	F	49.4	16.2	15.3	3.5	14.3	1.2										
T	M	46.7	18.2	18.1	5.6	10.0	1.5										
	F	48.3	19.7	18.2	6.3	3.2	4.2										
T	M	47.1	18.7	18.2	5.8	8.0	2.3										
	F																

TAB.D1

SALARIES SELON L ACTIVITE, LE SEXE,  
LA QUALIFICATION, LA TAILLE DE L ENTREPRISE  
ET LE REGIME DE TRAVAIL

( % )

REGIME DE TRAVAIL		ALL TYPES		ENS. DES REGIMES		SEXE	NACE	ACTIVITE							
TEMPS-PARTIEL		OF EMPLOYMENT		DE TRAVAIL											
TAILLE DE L ENTREPRISE (NOMBRE DE SALARIES)															
500	>=	(°)	TOT.	10	50	100	200	500	>=	(°)	TOT.	SEXE	NACE	ACTIVITE	
999	1000		ENS.	49	99	199	499	999	1000		ENS.				
-	-	-	-	17.7	-	-	28.6	-	-	-	100.0	M	1A	611	MAT. PREM. AGR., ANIMAUX, TEXTILES
-	-	-	-	18.5	-	-	28.3	-	-	-	100.0	F	1A	611	
-	-	-	-	8.1	39.8	-	41.4	-	-	-	100.0	T	1A	611	
-	-	-	-	10.1	38.2	10.7	40.9	-	-	-	100.0	M	1B	611	
-	-	-	-	8.1	47.3	21.0	23.6	-	-	-	100.0	F	1B	611	
-	-	-	-	7.2	51.1	19.3	22.4	-	-	-	100.0	M	2	611	
-	-	-	-	19.2	26.2	24.0	30.7	-	-	-	100.0	F	2	611	
-	-	-	-	29.9	-	-	13.3	-	-	-	100.0	T	2	611	
-	-	-	-	21.1	31.0	20.3	27.6	-	-	-	100.0	M	3	611	
-	-	-	-	18.9	37.4	26.7	16.9	-	-	-	100.0	F	3	611	
-	-	-	-	24.3	62.3	6.3	7.1	-	-	-	100.0	M	4	611	
-	-	-	-	20.3	44.0	21.3	14.3	-	-	-	100.0	F	4	611	
-	100.0	-	-	20.5	22.2	29.9	27.4	-	-	-	100.0	T	4	611	
-	100.0	-	-	20.3	35.5	17.8	26.4	-	-	-	100.0	M	5	611	
-	100.0	-	-	20.4	26.6	25.9	27.1	-	-	-	100.0	F	5	611	
-	100.0	-	-	18.7	29.3	27.2	24.7	-	-	-	100.0	T	5	611	
-	100.0	-	-	21.5	44.7	13.7	20.2	-	-	-	100.0	M	T	611	
-	100.0	-	-	19.5	33.6	23.4	23.4	-	-	-	100.0	F	T	611	
-	-	-	-	60.8	14.1	21.9	-	-	-	-	100.0	M	1A	612	COMBUSTIBLES, MINERAUX, PR. CHIMIQUES
-	-	-	-	60.9	14.1	21.8	-	-	-	-	100.0	F	1A	612	
-	-	-	-	41.8	10.9	19.8	7.0	7.6	13.0	-	100.0	T	1A	612	
-	-	-	-	71.1	-	-	-	-	-	-	100.0	M	1B	612	
-	-	-	-	44.0	11.7	18.7	6.4	7.2	12.0	-	100.0	F	1B	612	
-	-	-	-	47.2	9.0	10.0	17.9	3.3	12.6	-	100.0	T	2	612	
-	-	-	-	71.9	9.9	-	-	-	-	-	100.0	M	2	612	
-	-	-	-	50.5	9.1	9.8	16.4	3.1	11.2	-	100.0	F	2	612	
-	100.0	-	-	47.0	11.6	18.3	11.9	5.1	6.2	-	100.0	T	3	612	
-	100.0	-	-	51.6	12.3	17.0	11.0	3.0	5.1	-	100.0	M	3	612	
-	100.0	-	-	48.4	11.8	17.9	11.6	4.5	5.8	-	100.0	F	3	612	
-	100.0	-	-	62.0	11.4	12.3	2.6	3.7	8.0	-	100.0	T	4	612	
-	100.0	-	-	49.2	12.5	17.2	9.8	5.7	5.5	-	100.0	M	4	612	
-	100.0	-	-	58.6	11.7	13.6	4.5	4.3	7.4	-	100.0	F	4	612	
-	100.0	-	-	69.7	11.2	11.4	1.0	2.7	3.9	-	100.0	T	5	612	
-	100.0	-	-	61.7	13.6	16.2	4.5	2.8	1.1	-	100.0	M	5	612	
-	100.0	-	-	67.7	11.8	12.6	1.9	2.7	3.2	-	100.0	F	5	612	
-	100.0	-	-	59.9	11.2	13.3	4.9	3.7	7.0	-	100.0	T	T	612	
-	100.0	-	-	54.1	12.7	16.4	8.4	4.2	4.1	-	100.0	M	T	612	
-	100.0	-	-	58.4	11.6	14.1	5.8	3.9	6.3	-	100.0	F	T	612	
-	-	-	-	93.2	-	-	-	-	-	-	100.0	M	1A	613	BOIS, MATERIAUX DE CONSTR.
-	-	-	-	94.0	-	-	-	-	-	-	100.0	F	1A	613	
-	-	-	-	90.5	-	3.7	-	-	-	-	100.0	T	1A	613	
-	-	-	-	91.8	-	3.2	-	-	-	-	100.0	M	1B	613	
-	-	-	-	52.3	39.8	4.1	3.8	-	-	-	100.0	F	1B	613	
-	-	-	-	55.2	36.8	4.4	3.6	-	-	-	100.0	T	2	613	
-	-	-	-	84.6	9.3	3.6	2.5	-	-	-	100.0	M	2	613	
-	-	-	-	84.1	7.9	4.2	3.8	-	-	-	100.0	F	2	613	
-	-	-	-	84.5	9.0	3.8	2.8	-	-	-	100.0	T	3	613	
-	-	-	-	71.0	25.7	0.7	2.6	-	-	-	100.0	M	3	613	
-	-	-	-	77.7	16.0	3.5	2.8	-	-	-	100.0	F	3	613	
-	100.0	-	-	72.6	23.3	1.4	2.7	-	-	-	100.0	T	4	613	
-	100.0	-	-	78.1	17.9	1.6	2.4	-	-	-	100.0	M	4	613	
-	100.0	-	-	80.8	12.9	3.4	2.8	-	-	-	100.0	F	4	613	
-	100.0	-	-	78.5	17.1	1.9	2.5	-	-	-	100.0	T	5	613	
-	100.0	-	-	75.0	20.8	1.6	2.6	-	-	-	100.0	M	5	613	
-	100.0	-	-	80.0	13.5	3.6	2.9	-	-	-	100.0	F	5	613	
-	100.0	-	-	76.0	19.4	2.0	2.6	-	-	-	100.0	T	T	613	
-	-	-	-	57.2	21.1	-	-	13.7	-	-	100.0	M	1A	614	MACHINES, VEHICULES
-	-	-	-	56.5	22.2	-	-	12.9	-	-	100.0	F	1A	614	
-	-	-	-	48.3	17.3	14.2	6.4	10.4	3.5	-	100.0	T	1A	614	
-	-	-	-	47.8	18.8	13.7	5.9	10.3	3.5	-	100.0	M	1B	614	
-	-	-	-	43.1	16.2	21.8	4.0	11.2	3.8	-	100.0	F	1B	614	
-	-	-	-	61.4	-	21.3	-	-	-	-	100.0	T	2	614	
-	-	-	-	45.3	15.6	21.7	3.5	9.9	4.0	-	100.0	M	2	614	
-	-	-	-	43.3	19.1	27.6	5.5	2.7	1.7	-	100.0	F	2	614	
-	-	-	-	52.5	18.9	17.8	6.7	-	3.8	-	100.0	T	3	614	
-	100.0	-	-	45.6	19.1	25.2	5.8	2.1	2.2	-	100.0	M	3	614	
-	100.0	-	-	48.1	19.9	15.5	7.4	8.1	1.1	-	100.0	F	3	614	
-	100.0	-	-	43.7	21.3	19.0	8.1	2.5	5.4	-	100.0	T	4	614	
-	100.0	-	-	46.5	20.4	16.7	7.6	6.1	2.6	-	100.0	M	4	614	
-	100.0	-	-	47.5	15.6	14.7	3.6	17.9	0.7	-	100.0	F	4	614	
-	100.0	-	-	54.4	17.5	16.1	3.3	6.1	2.7	-	100.0	T	5	614	
-	100.0	-	-	49.7	16.2	15.1	3.5	14.1	1.4	-	100.0	M	5	614	
-	100.0	-	-	46.7	18.3	18.1	5.6	9.9	1.5	-	100.0	F	5	614	
-	100.0	-	-	48.7	19.7	18.0	6.2	3.1	4.4	-	100.0	T	T	614	
-	100.0	-	-	47.3	18.7	18.1	5.8	7.8	2.3	-	100.0	M	T	614	

TAB.D1

EMPLOYEES ACCORDING TO ACTIVITY, SEX, QUALIFICATION, SIZE OF ENTERPRISE AND TYPE OF EMPLOYMENT

( % )

ACTIVITY	NACE	QUALIFICATION	SEX	TYPE OF EMPLOYMENT						REGIME DE TRAVAIL			TYPE OF EMPLOYMENT				
				FULL-TIME						TEMPS-PLEIN			PART-TIME				
				SIZE OF ENTERPRISE													
				(NUMBER OF EMPLOYEES)													
		10	50	100	200	500	>= 1000	(*)	TOT. ENS.	10	50	100	200				
		48	99	199	499	999				48	99	199	499				
FURNITURE, HSEHD. GOODS, HARDWARE	615	1A	M	48.9	-	-	11.1	16.0	-	-	100.0	-	-	-			
			F	50.7	-	-	11.2	15.2	-	-	100.0	-	-	-			
		1B	M	50.7	28.7	-	10.4	7.7	-	-	100.0	-	-	-			
			F	50.0	29.2	-	11.1	7.3	-	-	100.0	-	-	-			
		2	M	44.8	13.7	4.7	27.0	9.7	-	-	100.0	-	-	-			
			F	62.9	-	-	13.6	-	-	-	100.0	-	-	-			
		3	M	47.0	14.5	4.5	25.4	8.7	-	-	100.0	-	-	-			
			F	48.5	20.4	2.2	21.1	7.8	-	-	100.0	-	-	-			
		4	M	61.3	17.4	3.5	10.5	7.3	-	-	100.0	-	-	-			
			F	51.6	19.7	2.5	18.5	7.7	-	-	100.0	-	-	-			
		5	M	61.6	18.2	2.1	12.6	5.5	-	-	100.0	-	-	-			
			F	57.6	19.2	2.0	13.4	7.9	-	-	100.0	-	-	-			
	T	M	60.3	18.5	2.1	12.8	6.3	-	-	100.0	81.4	-	-				
		F	80.9	10.2	1.3	5.5	2.0	-	-	100.0	-	-	-				
	TEXTILES, CLOTHING, FOOTWR., LEATHERWARE	616	1A	M	76.3	13.5	3.7	2.8	3.7	-	-	100.0	63.7	-	-		
				F	79.6	11.2	2.0	4.8	2.5	-	-	100.0	73.3	-	-		
			1B	M	65.6	15.6	2.0	11.9	4.9	-	-	100.0	96.3	-	-		
				F	64.8	17.0	2.8	9.3	6.1	-	-	100.0	66.7	-	-		
			2	M	65.4	16.0	2.2	11.1	5.3	-	-	100.0	78.0	-	-		
				F	51.3	-	-	-	21.3	-	-	100.0	-	-	-		
			3	M	51.3	-	-	-	21.3	-	-	100.0	-	-	-		
				F	65.2	16.0	-	-	9.1	4.7	-	100.0	-	-	-		
			4	M	67.5	14.5	5.9	-	8.0	4.1	-	100.0	-	-	-		
				F	57.7	8.8	6.9	-	5.5	21.0	-	100.0	-	-	-		
5			M	81.2	-	-	-	8.2	-	-	100.0	-	-	-			
			F	63.3	8.0	5.7	-	6.1	16.9	-	100.0	-	-	-			
T	M	68.6	19.2	6.1	-	2.4	3.7	-	100.0	-	-	-					
	F	64.4	13.3	6.7	-	3.4	12.2	-	100.0	-	-	-					
1A	M	67.2	17.2	6.3	-	2.7	6.5	-	100.0	-	-	-					
	F	80.0	10.6	3.4	-	1.9	4.2	-	100.0	-	-	-					
1B	M	75.8	11.2	4.6	-	2.8	5.6	-	100.0	49.6	-	-					
	F	77.9	10.9	4.0	-	2.3	4.9	-	100.0	52.5	-	-					
2	M	71.3	18.2	3.8	-	1.8	5.0	-	100.0	-	-	-					
	F	67.9	15.9	5.9	-	1.3	9.0	-	100.0	30.3	-	-					
3	M	69.7	17.1	4.8	-	1.5	6.8	-	100.0	35.0	-	-					
	F	74.0	13.9	4.3	-	2.5	5.4	-	100.0	59.9	-	-					
4	M	72.8	12.5	5.1	-	2.6	7.0	-	100.0	38.7	-	-					
	F	73.4	13.2	4.7	-	2.5	6.1	-	100.0	44.4	-	-					
FOOD, DRINK, TOBACCO	617	1A	M	78.1	13.2	-	-	-	-	-	100.0	-	-	-			
			F	77.1	13.3	-	-	-	-	-	100.0	-	-	-			
		1B	M	64.3	11.9	12.3	8.1	-	-	-	100.0	-	-	-			
			F	63.5	13.1	12.1	8.0	-	-	-	100.0	-	-	-			
		2	M	66.7	10.5	11.7	6.8	4.2	-	-	100.0	-	-	-			
			F	71.4	11.5	15.6	-	-	-	-	100.0	-	-	-			
		3	M	67.3	10.6	12.2	6.1	3.8	-	-	100.0	-	-	-			
			F	67.8	12.4	10.2	2.9	3.1	3.6	-	100.0	-	-	-			
		4	M	71.3	5.3	7.3	3.1	-	11.7	-	100.0	-	-	-			
			F	68.4	11.1	9.7	2.9	2.8	5.1	-	100.0	91.9	-	-			
		5	M	74.3	10.1	7.1	3.8	4.7	-	-	100.0	88.0	-	11.5			
			F	65.8	9.8	5.8	9.3	9.3	-	-	100.0	93.7	-	-			
	T	M	71.4	10.0	6.6	5.7	6.3	-	-	100.0	91.2	-	6.9				
		F	76.8	8.5	2.8	2.0	5.7	4.3	-	100.0	76.2	-	13.4				
	1A	M	61.4	15.0	15.5	1.4	6.4	0.3	-	100.0	83.0	6.1	10.5				
		F	70.4	11.2	8.1	1.7	6.0	2.6	-	100.0	82.1	6.3	10.8				
	1B	M	74.3	9.7	5.7	3.0	4.9	2.4	-	100.0	83.3	-	11.5				
		F	63.5	12.6	11.6	4.3	7.2	0.7	-	100.0	85.1	4.7	9.4				
	TOBACCO PRODUCTS	617.6	1A	M	70.5	10.7	7.8	3.5	5.7	1.8	-	100.0	84.7	4.5	9.8		
				F	-	-	-	-	-	-	-	-	-	-	-		
			1B	M	-	-	-	-	-	-	-	-	-	-	-		
				F	-	-	-	-	-	-	-	-	-	-	-		
			2	M	-	-	-	-	-	-	-	-	-	-	-		
				F	-	-	-	-	-	-	-	-	-	-	-		
3			M	-	-	-	-	-	-	-	-	-	-	-			
			F	-	-	-	-	-	-	-	-	-	-	-			
4			M	-	-	-	-	-	-	-	-	-	-	-			
			F	-	-	-	-	-	-	-	-	-	-	-			
5			M	-	-	-	-	-	-	-	-	-	-	-			
			F	-	-	-	-	-	-	-	-	-	-	-			
T	M	-	-	-	-	-	-	-	-	-	-	-					
	F	-	-	-	-	-	-	-	-	-	-	-					



TAB.D1

SALARIES SELON L ACTIVITE, LE SEXE,  
LA QUALIFICATION, LA TAILLE DE L ENTREPRISE  
ET LE REGIME DE TRAVAIL

( % )

REGIME DE TRAVAIL TEMPS-PARTIEL		ALL TYPES OF EMPLOYMENT		ENS. DES REGIMES DE TRAVAIL		SEXE	NACE	ACTIVITE								
TAILLE DE L ENTREPRISE (NOMBRE DE SALARIES)																
500 - 999	>= 1000	(°) ENS.	10 48	50 99	100 199				200 499	500 899	>= 1000	(°) ENS.				
-	-	-	48.9	-	-	11.1	16.0	-	-	100.0	M	1A	615	MEUBLES, ART. MENAGERS QUINCAILLERIE		
-	-	-	50.7	-	-	11.2	15.2	-	-	100.0	F	1B				
-	-	-	50.7	28.7	-	10.4	7.7	-	-	100.0	M	2				
-	-	-	50.0	29.2	-	11.1	7.3	-	-	100.0	F	3				
-	-	-	45.0	13.7	4.7	26.9	9.7	-	-	100.0	M	4				
-	-	-	64.7	-	-	13.0	-	-	-	100.0	F	5				
-	-	-	47.5	14.3	4.4	25.1	8.6	-	-	100.0	M	T				
-	-	-	48.5	20.4	2.2	21.1	7.8	-	-	100.0	F	1A	616		TEXTILE, HABILLEMENT, CHAUSSURES	
-	-	-	61.3	17.4	3.5	10.5	7.3	-	-	100.0	M	1B				
-	-	-	51.7	19.7	2.5	18.5	7.6	-	-	100.0	F	2				
-	-	-	61.9	18.0	2.1	12.5	5.5	-	-	100.0	M	3				
-	-	100.0	57.8	19.3	1.9	13.2	7.8	-	-	100.0	F	4				
-	-	100.0	60.5	18.5	2.0	12.7	6.3	-	-	100.0	M	5				
-	-	-	81.0	10.2	1.3	5.5	2.0	-	-	100.0	F	T				
-	-	100.0	75.9	14.3	3.6	2.7	3.6	-	-	100.0	M	1A	617	PRODUITS ALIM., BOISSONS, TABAC		
-	-	100.0	79.5	11.4	2.0	4.7	2.4	-	-	100.0	F	1B				
-	-	100.0	65.8	15.5	2.0	11.8	4.9	-	-	100.0	M	2				
-	-	100.0	64.8	17.3	2.7	9.1	6.0	-	-	100.0	F	3				
-	-	100.0	65.5	16.0	2.2	11.0	5.2	-	-	100.0	M	4				
-	-	-	51.3	-	-	-	21.3	-	-	100.0	F	5				
-	-	-	51.3	-	-	-	21.3	-	-	100.0	M	T				
-	-	-	65.9	15.7	-	-	8.9	4.6	-	100.0	F	1A	617.6		PRODUITS DU TABAC	
-	-	-	68.1	14.2	5.8	-	7.9	4.1	-	100.0	M	1B				
-	-	-	57.7	8.9	6.9	-	5.5	21.0	-	100.0	F	2				
-	-	-	81.2	-	-	-	8.2	-	-	100.0	M	3				
-	-	-	63.3	8.0	5.7	-	6.1	16.9	-	100.0	F	4				
-	-	-	68.7	19.2	6.1	-	2.4	3.6	-	100.0	M	5				
-	-	-	64.4	13.3	6.7	-	3.4	12.2	-	100.0	F	T				
-	-	-	67.2	17.2	6.3	-	2.7	6.5	-	100.0	M	1A	617	PRODUITS ALIM., BOISSONS, TABAC		
-	-	100.0	79.9	10.5	3.5	-	1.9	4.2	-	100.0	F	1B				
-	41.2	100.0	75.4	11.1	4.6	-	2.7	6.1	-	100.0	M	2				
-	35.7	100.0	77.6	10.8	4.1	-	2.3	5.2	-	100.0	F	3				
-	50.9	100.0	70.9	17.9	3.7	-	1.7	5.7	-	100.0	M	4				
15.2	49.2	100.0	66.1	15.3	5.7	-	2.0	10.9	-	100.0	F	5				
11.5	49.6	100.0	68.6	16.7	4.6	-	1.8	8.2	-	100.0	M	T				
-	30.3	100.0	73.9	13.8	4.3	-	2.5	5.6	-	100.0	F	1A	617		PRODUITS ALIM., BOISSONS, TABAC	
-	45.7	100.0	72.0	12.3	5.1	-	2.7	7.9	-	100.0	M	1B				
8.6	41.5	100.0	73.0	13.1	4.6	-	2.6	6.7	-	100.0	F	2				
6.7	-	-	77.2	13.0	-	-	-	-	-	100.0	M	3				
-	-	-	76.1	12.9	-	-	-	-	-	100.0	F	4				
-	-	-	64.0	11.8	12.2	8.5	-	-	-	100.0	M	5				
-	-	-	63.2	13.1	12.0	8.4	-	-	-	100.0	F	T				
-	-	-	67.6	10.3	11.4	6.6	4.1	-	-	100.0	M	1A	617.6	PRODUITS DU TABAC		
-	-	-	70.9	10.9	16.7	-	-	-	-	100.0	F	1B				
-	-	-	68.0	10.3	12.0	6.0	3.7	-	-	100.0	M	2				
-	-	-	68.0	12.3	10.2	2.8	3.1	3.6	-	100.0	F	3				
-	-	-	73.5	4.8	7.2	2.8	-	10.5	-	100.0	M	4				
-	-	100.0	69.0	10.8	9.6	2.8	2.7	4.9	-	100.0	F	5				
-	-	100.0	74.5	10.0	7.1	3.7	4.7	-	-	100.0	M	T				
-	-	100.0	66.9	9.4	5.7	9.1	9.0	-	-	100.0	F	1A	617.6		PRODUITS DU TABAC	
-	-	100.0	71.8	9.8	6.6	5.6	6.2	-	-	100.0	M	1B				
-	-	100.0	76.8	8.5	2.9	1.9	5.6	4.2	-	100.0	F	2				
-	-	100.0	63.7	14.0	14.9	1.3	5.7	0.3	-	100.0	M	3				
-	-	100.0	71.0	10.9	8.2	1.7	5.7	2.5	-	100.0	F	4				
-	-	100.0	74.4	9.6	5.8	3.0	4.9	2.3	-	100.0	M	5				
-	-	100.0	65.3	12.0	11.4	4.0	6.6	0.7	-	100.0	F	T				
-	-	100.0	71.0	10.5	7.9	3.4	5.5	1.7	-	100.0	M	1A	617.6	PRODUITS DU TABAC		
-	-	-	-	-	-	-	-	-	-	-	F	1B				
-	-	-	-	-	-	-	-	-	-	-	M	2				
-	-	-	-	-	-	-	-	-	-	-	F	3				
-	-	-	-	-	-	-	-	-	-	-	M	4				
-	-	-	-	-	-	-	-	-	-	-	F	5				
-	-	-	-	-	-	-	-	-	-	-	M	T				
-	-	-	-	-	-	-	-	-	-	-	F					
-	-	-	-	-	-	-	-	-	-	-	M					
-	-	-	-	-	-	-	-	-	-	-	F					

TAB.D1

EMPLOYEES ACCORDING TO ACTIVITY, SEX, QUALIFICATION, SIZE OF ENTERPRISE AND TYPE OF EMPLOYMENT

( % )

ACTIVITY	NACE	O U A L I F I C A T I O N	S E X	TYPE OF EMPLOYMENT					REGIME DE TRAVAIL		TYPE OF EMPLOYMENT					
				FULL-TIME					TEMPS-PLEIN		PART-TIME					
				SIZE OF ENTERPRISE												
				(NUMBER OF EMPLOYEES)												
10	50	100	200	500	>= 1000	(*)	TOT. EMS.	10	50	100	200					
49	99	199	499	999				49	99	199	499					
PHARMACEUTICAL, MEDICAL GDS., CLEANING MAT.	618	1A	M	57.3	12.1	30.6	-	-	-	100.0	-	-	-			
			F	54.8	14.1	31.1	-	-	-	100.0	-	-	-			
			T	45.3	45.8	7.1	-	-	-	100.0	-	-	-			
			1B	M	45.7	45.8	6.9	-	-	-	100.0	-	-	-		
				F	25.5	20.3	9.1	39.7	5.4	-	100.0	-	-	-		
			2	M	71.8	17.2	-	-	-	-	100.0	-	-	-		
				F	32.5	19.8	8.8	34.1	4.8	-	100.0	-	-	-		
			3	M	49.5	24.1	6.7	1.5	18.2	-	100.0	-	-	-		
				F	58.0	28.5	10.5	-	2.2	-	100.0	89.9	-	-		
			4	M	52.2	25.6	7.9	1.3	13.0	-	100.0	90.4	-	-		
				F	60.5	21.1	13.3	0.6	4.4	-	100.0	-	-	-		
			5	M	47.1	19.6	25.3	1.1	6.9	-	100.0	92.3	-	-		
				F	53.8	20.4	19.3	0.9	5.6	-	100.0	92.4	-	-		
			T	M	72.6	16.8	8.1	0.4	2.1	-	100.0	93.4	-	-		
				F	70.0	12.9	10.3	1.5	5.3	-	100.0	71.0	-	14.8		
			PHARMACEUTICALS	618.1	1A	M	71.4	15.1	9.1	0.9	3.5	-	100.0	78.4	-	11.0
						F	63.4	19.6	9.8	2.8	4.4	-	100.0	82.6	-	-
			OTHER WHOLESALE DISTRIBUTION	619	1A	M	60.4	16.6	16.0	1.3	5.7	-	100.0	82.6	-	-
						F	62.1	18.3	12.5	2.2	4.9	-	100.0	82.6	6.8	7.8
						1B	M	-	-	-	-	-	-	100.0	-	-
F	-	-					-	-	-	-	100.0	-	-	-		
2	M	-				53.3	-	-	-	-	100.0	-	-	-		
	F	-				47.0	-	-	-	-	100.0	-	-	-		
3	M	55.9				37.1	-	-	-	-	100.0	-	-	-		
	F	66.9				26.7	6.4	-	-	-	100.0	-	-	-		
4	M	63.5				27.7	-	-	-	-	100.0	-	-	-		
	F	65.7				27.0	7.3	-	-	-	100.0	91.5	-	-		
5	M	66.1				22.6	11.3	-	-	-	100.0	-	-	-		
	F	58.3				21.1	20.6	-	-	-	100.0	-	-	-		
T	M	62.6				21.9	15.5	-	-	-	100.0	-	-	-		
	F	75.9				16.2	7.8	-	-	-	100.0	-	-	-		
PHARMACEUTICALS	619.1	1A				M	81.3	8.9	9.8	-	-	-	100.0	84.9	-	-
						F	78.1	13.3	8.6	-	-	-	100.0	90.3	-	-
OTHER WHOLESALE DISTRIBUTION	619.1	1B				M	70.9	20.3	8.8	-	-	-	100.0	-	-	
						F	72.9	14.0	13.1	-	-	-	100.0	-	-	
PAPER, BOOKS, STATIONERY, NEWSPAPERS	619.1/2	1A				M	71.7	17.7	10.6	-	-	-	100.0	90.5	-	-
						F	62.9	10.1	11.2	15.3	-	-	-	100.0	89.1	6.8
			1B	M	63.8	10.2	10.6	14.9	-	-	-	100.0	-	-		
				F	42.8	14.5	14.4	17.8	10.5	-	-	100.0	-	-		
			2	M	42.4	14.4	15.1	18.0	10.1	-	-	100.0	-	-		
				F	41.2	11.4	16.3	24.8	6.4	-	-	100.0	-	-		
			3	M	55.5	-	11.9	21.9	-	-	-	100.0	-	-		
				F	43.1	11.0	15.7	24.4	5.8	-	-	100.0	-	-		
			4	M	44.3	11.9	15.7	16.3	11.8	-	-	100.0	-	-		
				F	62.9	11.8	12.3	9.3	3.7	-	-	100.0	-	-		
			5	M	49.7	11.9	14.8	14.4	9.6	-	-	100.0	-	-		
				F	49.7	13.8	11.7	16.4	8.5	-	-	100.0	-	-		
			T	M	62.2	8.5	6.4	16.6	6.4	-	-	100.0	68.5	-		
				F	55.3	11.4	9.3	16.4	7.5	-	-	100.0	64.4	-		
			OTHER WHOLESALE DISTRIBUTION	619.1/2	1B	M	68.7	9.4	9.9	8.6	3.5	-	-	100.0	84.0	-
						F	80.5	7.9	4.3	6.9	-	-	-	100.0	80.0	-
			PAPER, BOOKS, STATIONERY, NEWSPAPERS	619.1/2	1A	M	73.3	8.8	7.7	7.9	2.2	-	-	100.0	81.9	11.9
						F	53.9	11.8	12.4	14.8	7.2	-	-	100.0	78.4	-
			OTHER WHOLESALE DISTRIBUTION	619.1/2	1B	M	68.4	8.7	6.5	12.6	3.8	-	-	100.0	76.1	14.4
						F	59.2	10.7	10.2	14.0	6.0	-	-	100.0	77.0	13.7
PAPER, BOOKS, STATIONERY, NEWSPAPERS	619.1/2	1A	M	-	-	-	-	-	-	-	-	-				
			F	-	-	-	-	-	-	-	-	-				
OTHER WHOLESALE DISTRIBUTION	619.1/2	1B	M	-	-	-	-	-	-	-	-	-				
			F	-	-	-	-	-	-	-	-	-				
PAPER, BOOKS, STATIONERY, NEWSPAPERS	619.1/2	1A	M	100.0	-	-	-	-	-	100.0	-	-				
			F	100.0	-	-	-	-	-	100.0	-	-				
OTHER WHOLESALE DISTRIBUTION	619.1/2	1B	M	100.0	-	-	-	-	-	100.0	-	-				
			F	100.0	-	-	-	-	-	100.0	-	-				
PAPER, BOOKS, STATIONERY, NEWSPAPERS	619.1/2	1A	M	100.0	-	-	-	-	-	100.0	-	-				
			F	100.0	-	-	-	-	-	100.0	-	-				
OTHER WHOLESALE DISTRIBUTION	619.1/2	1B	M	100.0	-	-	-	-	-	100.0	-	-				
			F	100.0	-	-	-	-	-	100.0	-	-				









TAB.D1

SALARIES SELON L ACTIVITE, LE SEXE,  
LA QUALIFICATION, LA TAILLE DE L ENTREPRISE  
ET LE REGIME DE TRAVAIL

( % )

REGIME DE TRAVAIL TEMPS-PARTIEL		ALL TYPES OF EMPLOYMENT		EMS. DES REGIMES DE TRAVAIL								SEXE	O U A L I F I C A T I O N	MACE	ACTIVITE	
TAILLE DE L ENTREPRISE (NOMBRE DE SALARIES)																
500 999	>= 1000	(*) ENS.	T06. 49	10 99	50 199	100 499	200 999	500 999	>= 1000	(*) ENS.	T06. ENS.					
			59.1	28.3							100.0	M	1A	645	ARTICLES D RABILLEMENT	
			61.5	25.9							100.0	F	1A	645		
			62.1	24.0	11.1						100.0	T	1B	645		
			59.3	24.2	11.9						100.0	M	2	645		
			48.9	31.8	14.0	3.5					100.0	F	2	645		
			41.0	33.1	16.1						100.0	T	2	645		
			47.1	32.1	14.5	4.5	1.8				100.0	M	3	645		
			73.7	15.8	6.0	1.6	2.9				100.0	F	3	645		
			70.7	17.7	8.9		1.9				100.0	T	3	645		
			72.4	16.6	7.2	1.3	2.5				100.0	M	4	645		
		100.0	74.3	15.1	6.9	4.3	1.3				100.0	F	4	645		
		100.0	66.8	15.9	11.3	4.3	1.8				100.0	T	4	645		
		100.0	69.4	15.6	9.8	3.6	1.6				100.0	M	5	645		
		100.0	67.0	18.4	10.0	2.0	2.5				100.0	F	5	645		
		100.0	71.8	13.2	8.8	2.3	3.8				100.0	T	5	645		
		100.0	69.8	15.4	9.3	2.2	3.3				100.0	M	T	645		
		100.0	70.1	17.5	8.3	2.2	1.9				100.0	F	T	645		
		100.0	68.0	15.5	10.6	3.6	2.3				100.0	T	T	645		
		100.0	68.9	16.3	9.6	3.0	2.1				100.0	F	T	645		
											100.0	M	1A	646		CHAUSSURES, MAROQUINERIE
											100.0	F	1A	646		
											100.0	T	1B	646		
											100.0	M	2	646		
											100.0	F	2	646		
											100.0	T	2	646		
											100.0	M	3	646		
											100.0	F	3	646		
											100.0	T	3	646		
											100.0	M	4	646		
											100.0	F	4	646		
48.0		100.0									100.0	T	4	646		
44.5		100.0									100.0	M	5	646		
											100.0	F	5	646		
											100.0	T	5	646		
26.6		100.0									100.0	M	T	646		
		100.0									100.0	F	T	646		
41.3		100.0									100.0	T	T	646		
39.5		100.0									100.0	M	T	646		
											100.0	F	T	646		
											100.0	M	1A	647	TISSUS D AMEUBLEMENT	
											100.0	F	1A	647		
											100.0	T	1B	647		
											100.0	M	2	647		
											100.0	F	2	647		
											100.0	T	2	647		
											100.0	M	3	647		
											100.0	F	3	647		
											100.0	T	3	647		
											100.0	M	4	647		
											100.0	F	4	647		
											100.0	T	4	647		
											100.0	M	5	647		
											100.0	F	5	647		
											100.0	T	5	647		
											100.0	M	T	647		
											100.0	F	T	647		
											100.0	M	1A	648/649		EQUIPEMENT DU FOYER
											100.0	F	1A	648/649		
											100.0	T	1B	648/649		
											100.0	M	2	648/649		
											100.0	F	2	648/649		
											100.0	T	2	648/649		
											100.0	M	3	648/649		
											100.0	F	3	648/649		
											100.0	T	3	648/649		
											100.0	M	4	648/649		
											100.0	F	4	648/649		
											100.0	T	4	648/649		
											100.0	M	5	648/649		
											100.0	F	5	648/649		
											100.0	T	5	648/649		
											100.0	M	T	648/649		
											100.0	F	T	648/649		
											100.0	M	T	648/649		
											100.0	F	T	648/649		





TAB.D1

SALARIES SELON L ACTIVITE, LE SEXE,  
LA QUALIFICATION, LA TAILLE DE L ENTREPRISE  
ET LE REGIME DE TRAVAIL

( % )

REGIME DE TRAVAIL TEMPS-PARTIEL		ALL TYPES OF EMPLOYMENT		ENS. DES REGIMES DE TRAVAIL		SEXE	QUALIFICATION	MACE	ACTIVITE
500 - 999	>= 1000	(*) T06. EMS.	10 - 49	50 - 99	100 - 199				
-	-	-	56.8	-	20.3	-	-	-	100.0
-	-	-	55.5	-	18.5	-	-	-	100.0
-	-	-	49.5	19.5	19.3	11.6	-	-	100.0
-	-	-	51.7	18.9	18.6	10.8	-	-	100.0
-	-	-	60.4	21.2	13.3	5.0	-	-	100.0
-	-	-	69.5	-	18.4	-	-	-	100.0
-	-	-	62.2	19.5	14.3	4.0	-	-	100.0
-	-	-	63.2	11.3	10.4	15.2	-	-	100.0
-	-	-	59.3	17.6	14.8	8.3	-	-	100.0
-	-	-	62.1	13.0	11.6	13.3	-	-	100.0
-	-	-	57.2	14.5	11.4	17.0	-	-	100.0
-	-	100.0	73.8	13.8	8.6	3.7	-	-	100.0
-	-	100.0	65.7	14.1	10.0	10.2	-	-	100.0
-	-	100.0	67.9	10.9	16.1	5.1	-	-	100.0
-	-	100.0	76.6	17.4	3.4	2.6	-	-	100.0
-	-	100.0	71.2	13.4	11.4	4.1	-	-	100.0
-	-	100.0	61.5	13.4	13.3	11.8	-	-	100.0
-	-	100.0	73.1	15.2	7.9	3.7	-	-	100.0
-	-	100.0	66.3	14.1	11.1	8.5	-	-	100.0
-	-	-	50.5	26.4	-	-	-	-	100.0
-	-	-	52.6	27.0	-	-	-	-	100.0
-	-	-	49.3	32.1	12.1	6.5	-	-	100.0
-	-	-	52.2	29.7	12.2	5.9	-	-	100.0
-	-	-	48.9	23.7	12.3	10.7	4.5	-	100.0
-	-	-	64.7	-	-	-	-	-	100.0
-	-	-	50.4	23.4	11.3	10.8	4.1	-	100.0
-	-	-	49.7	23.6	10.7	12.0	3.9	-	100.0
-	-	-	56.0	23.2	13.6	5.1	-	-	100.0
-	-	-	51.0	23.5	11.3	10.6	3.5	-	100.0
-	-	100.0	57.1	11.3	11.5	13.1	7.0	-	100.0
14.6	-	100.0	55.5	12.8	7.4	12.7	11.6	-	100.0
9.3	-	100.0	56.5	11.9	10.0	13.0	8.7	-	100.0
-	-	100.0	64.3	12.8	8.1	13.8	0.9	-	100.0
-	-	100.0	59.7	17.0	8.4	7.4	7.6	-	100.0
-	-	100.0	62.9	14.0	8.2	11.9	2.9	-	100.0
-	-	100.0	57.1	15.2	10.6	12.7	4.4	-	100.0
9.5	-	100.0	57.0	15.0	8.2	10.5	9.4	-	100.0
5.8	-	100.0	57.0	15.1	9.8	12.1	5.9	-	100.0
-	-	-	-	-	-	-	-	-	100.0
-	-	-	-	-	-	-	93.7	-	100.0
-	-	-	-	-	-	-	68.7	-	100.0
-	-	-	-	-	-	-	92.4	-	100.0
-	-	-	-	-	-	-	91.0	-	100.0
-	-	-	-	-	-	-	83.0	-	100.0
-	-	-	3.5	0.7	1.8	2.9	-	-	100.0
-	-	-	3.7	0.9	1.7	3.8	-	-	100.0
-	-	-	7.4	1.1	5.2	6.7	-	-	100.0
-	-	-	5.0	-	1.8	4.9	-	-	100.0
-	88.9	100.0	6.2	0.8	3.5	5.8	-	-	100.0
-	98.2	100.0	5.5	1.3	4.2	5.2	-	-	100.0
-	98.4	100.0	2.4	1.8	2.9	4.3	-	-	100.0
-	98.4	100.0	3.1	1.7	3.2	4.5	-	-	100.0
-	91.8	100.0	6.8	1.3	4.8	2.2	-	-	100.0
-	96.9	100.0	6.8	3.3	2.7	0.8	-	-	100.0
-	96.3	100.0	6.8	2.4	3.7	1.4	-	-	100.0
-	93.5	100.0	5.8	1.2	4.3	4.2	-	-	100.0
-	98.0	100.0	3.3	2.0	2.8	3.8	-	-	100.0
-	97.8	100.0	4.1	1.8	3.3	3.9	-	-	100.0
-	-	-	69.2	16.7	6.9	5.2	2.0	-	100.0
-	-	-	64.9	-	-	-	-	-	100.0
-	-	-	68.9	16.8	7.4	5.0	1.8	-	100.0
-	-	-	46.2	7.5	6.3	5.5	2.5	32.0	100.0
-	-	-	59.4	-	6.9	13.1	-	12.1	100.0
-	-	100.0	47.4	7.5	6.3	6.2	2.4	30.2	100.0
-	-	100.0	35.1	10.1	8.1	8.3	5.7	32.8	100.0
-	-	100.0	41.7	11.1	8.7	9.7	2.0	26.8	100.0
-	-	100.0	36.2	10.3	8.2	8.5	5.1	31.8	100.0
-	-	100.0	54.9	8.0	6.7	8.3	1.5	20.7	100.0
-	42.9	100.0	47.1	6.8	5.3	5.2	1.0	34.5	100.0
-	33.7	100.0	52.1	7.5	6.2	7.2	1.3	25.7	100.0
3.1	13.6	100.0	54.3	7.5	6.5	6.8	2.1	22.7	100.0
1.3	85.4	100.0	30.8	6.1	5.6	5.5	2.3	49.7	100.0
1.4	79.9	100.0	40.4	6.7	6.0	6.0	2.2	38.7	100.0
-	39.3	100.0	64.3	6.8	6.6	3.8	0.6	17.9	100.0
0.5	62.4	100.0	48.7	7.8	7.1	3.0	1.5	31.9	100.0
0.5	57.7	100.0	57.7	7.2	6.8	3.5	1.0	23.8	100.0
1.6	25.6	100.0	56.5	7.6	6.7	6.0	1.7	21.5	100.0
1.0	78.2	100.0	36.4	6.6	6.0	4.9	2.0	44.1	100.0
1.1	71.9	100.0	46.5	7.1	6.3	5.5	1.9	32.8	100.0

TAB.D2

EMPLOYEES ACCORDING TO ACTIVITY, SEX, QUALIFICATION, AGE AND TYPE OF EMPLOYMENT

( % )

ACTIVITY	NACE	QUALIFICATION	SEX	TYPE OF EMPLOYMENT				REGIME DE TRAVAIL		TYPE OF EMPLOYMENT					
				FULL-TIME				TEMPS-PLEIN		PART-TIME					
								AGE (COMPLETED YEARS)							
				< 21	21 - 29	30 - 44	45 - 54	>= 55	(*)	TOT. ENS.	< 21	21 - 29	30 - 44	45 - 54	
AGRIC. PRIMARY PRODUCTIONS, LIVESTOCK, TEXT.	611	1A	M	-	-	12.9	39.3	47.8	-	100.0	-	-	-	-	
			F	-	-	-	-	-	-	-	-	-	-	-	
			T	-	-	12.7	39.9	47.4	-	100.0	-	-	-	-	
			1B	M	-	-	26.2	55.6	18.2	-	100.0	-	-	-	-
				F	-	-	-	-	-	-	-	-	-	-	-
				T	-	-	-	-	-	-	-	-	-	-	-
			2	M	-	-	27.9	54.6	17.5	-	100.0	-	-	-	-
				F	-	13.2	33.1	42.9	10.8	-	100.0	-	-	-	-
				T	-	-	-	-	-	-	-	-	-	-	-
			3	M	-	11.6	32.5	44.2	11.7	-	100.0	-	-	-	-
				F	-	15.1	33.5	33.8	17.3	-	100.0	-	-	-	-
				T	-	30.9	23.6	34.1	-	-	-	-	-	-	-
			4	M	-	17.9	31.8	33.9	16.0	-	100.0	-	-	-	-
				F	6.5	54.4	29.3	9.8	-	100.0	-	-	-	-	-
				T	2.5	30.3	38.6	23.5	5.1	-	100.0	-	-	-	-
5	M	6.1	22.7	35.0	27.4	8.7	-	100.0	-	-	-	-			
	F	12.9	34.3	28.6	19.5	4.6	-	100.0	-	17.6	35.9	30.8			
	T	8.3	26.4	33.0	25.0	7.5	-	100.0	5.8	17.0	35.3	29.8			
FUELS, ORES, INDUSTRIAL CHEMICALS	612	1A	M	-	-	30.7	47.8	21.4	-	100.0	-	-	-		
			F	-	-	-	-	-	-	-	-	-	-		
			T	-	-	30.6	48.1	21.3	-	100.0	-	-	-		
			1B	M	-	-	51.2	40.8	8.0	-	100.0	-	-	-	
				F	-	-	-	58.0	-	-	100.0	-	-	-	
				T	-	-	50.6	41.9	7.5	-	100.0	-	-	-	
			2	M	-	10.5	63.5	19.0	7.0	-	100.0	-	-	-	
				F	-	17.7	44.9	32.0	-	-	-	-	-	-	
				T	-	11.4	61.1	20.6	6.8	-	100.0	-	-	-	
			3	M	0.5	26.6	51.4	17.2	4.3	-	100.0	-	-	-	
				F	-	34.2	42.5	19.7	2.0	-	100.0	-	-	-	
				T	0.8	28.9	48.8	17.9	3.6	-	100.0	-	-	-	
			4	M	1.1	18.5	48.3	25.2	6.9	-	100.0	-	-	-	
				F	12.0	58.3	21.9	6.9	0.9	-	100.0	-	-	-	
				T	3.9	29.0	41.4	20.4	5.3	-	100.0	-	-	-	
5	M	6.0	20.1	34.4	28.1	11.4	-	100.0	-	-	58.1	-			
	F	42.7	32.4	15.4	7.0	2.6	-	100.0	-	-	41.7	45.3			
	T	14.9	23.1	29.8	23.0	9.3	-	100.0	-	-	39.6	36.7			
T	M	2.2	18.4	46.0	25.3	8.0	-	100.0	-	-	43.7	-			
	F	17.5	44.8	25.2	10.8	1.7	-	100.0	-	16.1	50.9	31.1			
	T	5.9	24.8	41.0	21.8	6.5	-	100.0	-	14.0	48.7	25.2			
TIMBER, BUILDING MATERIALS	613	1A	M	-	-	36.9	54.4	-	-	100.0	-	-	-		
			F	-	-	-	-	-	-	-	-	-	-		
			T	-	-	35.2	57.0	-	-	100.0	-	-	-		
			1B	M	-	-	48.5	38.8	-	-	100.0	-	-	-	
				F	-	-	-	-	-	-	-	-	-	-	
				T	-	-	48.7	40.3	-	-	100.0	-	-	-	
			2	M	-	6.7	63.8	16.5	12.9	-	100.0	-	-	-	
				F	-	-	73.7	-	-	-	100.0	-	-	-	
				T	-	6.1	64.7	17.4	11.8	-	100.0	-	-	-	
			3	M	-	25.6	48.0	20.8	5.7	-	100.0	-	-	-	
				F	-	38.8	39.3	17.1	-	-	-	-	-	-	
				T	-	28.5	46.0	19.9	4.5	-	100.0	-	-	-	
			4	M	0.8	30.4	39.5	20.5	8.8	-	100.0	-	-	-	
				F	10.5	58.0	23.6	6.8	-	-	-	-	-	-	
				T	3.2	37.1	35.6	17.2	6.9	-	100.0	-	-	-	
5	M	3.2	20.3	39.8	27.0	9.6	-	100.0	-	-	-				
	F	42.0	34.3	19.6	3.1	-	-	-	-	-	-				
	T	8.1	22.5	36.7	23.4	8.3	-	100.0	-	-	58.4				
T	M	1.6	23.5	42.0	23.8	9.1	-	100.0	-	-	40.8	-			
	F	18.1	45.9	25.8	8.3	0.9	-	100.0	-	-	42.4	-			
	T	5.0	27.8	38.8	20.8	7.5	-	100.0	-	16.1	50.9	31.1			
MACHINERY, EQUIPMENTS, VEHICLES	614	1A	M	-	-	39.7	49.1	11.2	-	100.0	-	-	-		
			F	-	-	-	-	-	-	-	-	-	-		
			T	-	-	40.6	48.8	10.5	-	100.0	-	-	-		
			1B	M	-	-	53.9	37.5	8.6	-	100.0	-	-	-	
				F	-	-	-	-	-	-	-	-	-	-	
				T	-	-	54.2	37.8	8.0	-	100.0	-	-	-	
			2	M	-	9.1	63.8	21.6	5.4	-	100.0	-	-	-	
				F	-	18.1	57.9	19.1	-	-	-	-	-	-	
				T	-	10.2	63.3	21.3	5.2	-	100.0	-	-	-	
			3	M	-	28.1	52.5	15.7	3.6	-	100.0	-	-	-	
				F	-	34.9	44.5	16.6	-	-	-	-	-	-	
				T	-	29.7	50.5	15.9	3.3	-	100.0	-	-	-	
			4	M	2.3	40.4	38.8	14.7	3.7	-	100.0	-	-	-	
				F	10.3	58.8	24.4	5.6	0.8	-	100.0	-	-	-	
				T	5.2	47.0	33.6	11.5	2.7	-	100.0	-	-	-	
5	M	15.5	35.6	26.5	14.9	7.5	-	100.0	-	-	-				
	F	47.2	38.5	10.2	3.4	-	-	-	-	-	-				
	T	25.5	36.5	21.3	11.3	5.3	-	100.0	-	-	32.6				
T	M	4.7	31.0	41.8	17.4	5.1	-	100.0	-	-	-				
	F	18.6	47.6	25.1	7.6	1.1	-	100.0	-	-	48.0	19.9			
	T	8.8	35.8	36.9	14.5	4.0	-	100.0	-	24.2	44.1	19.5			

TAB.D2

SALARIES SELON L ACTIVITE, LE SEXE,  
LA QUALIFICATION, L AGE ET LE REGIME  
DE TRAVAIL

( % )

REGIME DE TRAVAIL TEMPS-PARTIEL		ALL TYPES OF EMPLOYMENT		ENS. DES REGIMES DE TRAVAIL		SEX E	Q U A L I F I C A T I O N	MACE	ACTIVITE
AGE (ANNEES REVOLUES)		AGE (ANNEES REVOLUES)		AGE (ANNEES REVOLUES)					
>= 55	(°) TOG. ENS.	< 21	21 29	30 44	45 54				
-	-	-	-	12.9	39.3	47.8	-	100.0	M F T
-	-	-	-	12.7	39.9	47.4	-	100.0	M F T
-	-	-	-	26.2	55.6	18.2	-	100.0	M F T
-	-	-	-	-	-	-	-	100.0	M F T
-	-	-	-	27.9	54.6	17.5	-	100.0	M F T
-	-	-	13.2	33.1	42.9	10.8	-	100.0	M F T
-	-	-	-	-	-	-	-	100.0	M F T
-	-	-	-	11.6	32.5	44.2	11.7	100.0	M F T
-	-	-	-	15.1	33.5	33.8	17.3	100.0	M F T
-	-	-	-	31.6	23.3	33.8	-	100.0	M F T
-	-	-	-	18.1	31.7	33.8	16.0	100.0	M F T
-	-	-	-	21.7	41.9	28.4	6.9	100.0	M F T
-	-	6.3	55.0	28.7	9.9	-	-	100.0	M F T
-	-	2.5	30.6	38.4	23.4	5.1	-	100.0	M F T
-	-	6.2	22.7	34.9	27.4	8.8	-	100.0	M F T
10.5	100.0	12.2	32.9	29.3	20.5	5.1	-	100.0	M F T
12.1	100.0	8.2	26.1	33.0	25.1	7.6	-	100.0	M F T
-	100.0	3.5	20.3	36.2	30.1	9.9	-	100.0	M F T
9.5	100.0	9.7	37.8	28.8	19.3	4.4	-	100.0	M F T
11.0	100.0	5.2	25.2	34.2	27.1	8.4	-	100.0	M F T
-	-	-	-	30.4	47.4	22.2	-	100.0	M F T
-	-	-	-	-	-	-	-	100.0	M F T
-	-	-	-	30.3	47.6	22.1	-	100.0	M F T
-	-	-	-	51.2	40.6	8.2	-	100.0	M F T
-	-	-	-	-	62.4	-	-	100.0	M F T
-	-	-	-	-	42.2	7.6	-	100.0	M F T
-	-	-	10.5	63.6	18.9	7.0	-	100.0	M F T
-	-	-	17.0	45.1	32.7	-	-	100.0	M F T
-	-	-	11.3	61.2	20.7	6.7	-	100.0	M F T
-	-	0.5	26.6	51.4	17.2	4.4	-	100.0	M F T
-	100.0	-	33.7	43.5	19.1	2.2	-	100.0	M F T
-	100.0	0.8	28.7	49.0	17.8	3.7	-	100.0	M F T
-	100.0	1.1	18.5	48.4	25.1	6.9	-	100.0	M F T
-	100.0	11.8	58.0	22.3	7.0	0.9	-	100.0	M F T
-	100.0	3.9	28.9	41.5	20.3	5.3	-	100.0	M F T
-	100.0	6.1	20.0	34.4	28.0	11.6	-	100.0	M F T
-	100.0	40.5	31.4	16.7	9.0	2.5	-	100.0	M F T
-	100.0	14.7	22.8	29.9	23.2	9.3	-	100.0	M F T
-	100.0	2.2	18.4	46.0	25.3	8.1	-	100.0	M F T
-	100.0	17.0	44.0	25.9	11.4	1.7	-	100.0	M F T
10.2	100.0	5.9	24.7	41.0	21.8	6.5	-	100.0	M F T
-	-	-	-	36.9	54.4	-	-	100.0	M F T
-	-	-	-	35.2	57.0	-	-	100.0	M F T
-	-	-	-	48.8	38.6	-	-	100.0	M F T
-	-	-	-	-	-	-	-	100.0	M F T
-	-	-	-	49.0	40.1	-	-	100.0	M F T
-	-	-	6.7	63.8	16.5	12.9	-	100.0	M F T
-	-	-	-	73.7	-	-	-	100.0	M F T
-	-	-	6.1	64.7	17.4	11.8	-	100.0	M F T
-	-	-	25.5	48.2	20.7	5.7	-	100.0	M F T
-	-	-	37.5	38.0	20.0	-	-	100.0	M F T
-	-	-	28.3	45.8	20.5	4.4	-	100.0	M F T
-	-	0.8	30.3	39.4	20.4	9.1	-	100.0	M F T
-	-	10.9	58.1	23.4	6.7	-	-	100.0	M F T
-	100.0	3.2	37.1	35.5	17.0	7.1	-	100.0	M F T
-	100.0	3.3	20.2	39.9	27.0	9.7	-	100.0	M F T
-	100.0	38.1	32.0	22.8	4.5	-	-	100.0	M F T
-	100.0	9.1	22.1	37.1	23.3	8.4	-	100.0	M F T
-	100.0	1.7	23.4	42.0	23.7	9.3	-	100.0	M F T
-	100.0	18.5	44.7	26.5	9.1	1.1	-	100.0	M F T
-	100.0	5.0	27.7	38.9	20.7	7.6	-	100.0	M F T
-	-	-	-	39.7	49.1	11.2	-	100.0	M F T
-	-	-	-	-	-	-	-	100.0	M F T
-	-	-	-	40.6	48.8	10.5	-	100.0	M F T
-	-	-	-	53.9	37.5	8.6	-	100.0	M F T
-	-	-	-	-	-	-	-	100.0	M F T
-	-	-	-	54.2	37.8	8.0	-	100.0	M F T
-	-	-	9.3	63.8	21.5	5.3	-	100.0	M F T
-	-	-	18.2	59.2	18.9	-	-	100.0	M F T
-	-	-	10.4	63.3	21.2	5.2	-	100.0	M F T
-	-	-	28.0	52.5	15.8	3.6	-	100.0	M F T
-	-	-	34.3	45.0	16.5	-	-	100.0	M F T
-	100.0	-	29.6	50.6	15.9	3.3	-	100.0	M F T
-	-	-	2.3	40.4	38.8	14.7	-	100.0	M F T
-	100.0	10.2	58.7	24.7	5.6	0.8	-	100.0	M F T
-	100.0	5.1	47.0	33.7	11.4	2.7	-	100.0	M F T
-	100.0	15.4	35.4	26.5	15.0	7.7	-	100.0	M F T
-	100.0	45.8	37.9	10.8	4.5	-	-	100.0	M F T
-	100.0	25.2	36.2	21.5	11.6	5.6	-	100.0	M F T
-	100.0	4.7	31.0	41.8	17.4	5.2	-	100.0	M F T
-	100.0	18.3	47.1	25.6	7.8	1.2	-	100.0	M F T
-	100.0	8.7	35.7	37.0	14.6	4.0	-	100.0	M F T

TAB.D2

EMPLOYEES ACCORDING TO ACTIVITY, SEX, QUALIFICATION, AGE AND TYPE OF EMPLOYMENT

( % )

ACTIVITY	NACE	QUALIFICATION	SEX	TYPE OF EMPLOYMENT				REGIME DE TRAVAIL		TYPE OF EMPLOYMENT					
				FULL-TIME				TEMPS-PLEIN		PART-TIME					
				AGE											
				(COMPLETED YEARS)											
				< 21	21 - 29	30 - 44	45 - 54	>= 55	TOT. (%)						
									EMS.						
FURNITURE, HSEHD. GOODS, HARDWARE	615	1A	M	-	-	48.2	43.9	-	-	100.0	-	-	-	-	
			F	-	-	-	-	-	-	-	-	-	-	-	
		1B	M	-	-	45.9	46.6	-	-	100.0	-	-	-	-	
			F	-	-	58.3	28.1	-	-	100.0	-	-	-	-	
		2	M	-	14.9	58.1	27.6	-	-	100.0	-	-	-	-	
			F	-	24.3	52.8	20.3	12.0	-	100.0	-	-	-	-	
		3	M	-	16.0	48.2	20.6	11.2	-	100.0	-	-	-	-	
			F	-	26.1	52.5	16.2	4.5	-	100.0	-	-	-	-	
		4	M	-	42.9	43.2	12.6	-	-	100.0	-	-	-	-	
			F	-	30.2	50.2	15.3	3.5	-	100.0	-	-	-	-	
		5	M	3.3	35.5	41.7	14.8	4.8	-	100.0	-	-	-	-	
			F	14.6	55.8	23.6	5.8	-	-	100.0	-	-	-	-	
	T	M	7.1	42.4	35.5	11.7	3.2	-	100.0	-	-	-	-		
		F	7.8	23.2	39.2	22.6	7.2	-	100.0	-	-	-	-		
	TEXTILES, CLOTHING, FOOTWR., LEATHERWARE	616	1A	M	33.0	42.2	19.5	4.6	-	100.0	-	-	-	-	
				F	14.9	28.5	33.6	17.6	5.4	-	100.0	-	-	39.3	
			1B	M	4.3	27.1	43.4	18.9	6.3	-	100.0	-	-	-	-
				F	19.3	48.6	24.9	6.6	0.6	-	100.0	-	-	44.8	37.1
			2	M	8.6	33.3	38.0	15.3	4.7	-	100.0	-	-	29.7	51.3
				F	-	-	57.1	24.2	-	-	100.0	-	-	-	-
			3	M	-	-	57.1	24.2	-	-	100.0	-	-	-	-
				F	-	-	41.0	39.0	-	-	100.0	-	-	-	-
			4	M	-	-	39.3	43.1	-	-	100.0	-	-	-	-
				F	-	9.1	62.3	20.2	8.4	-	100.0	-	-	-	-
5			M	-	25.6	49.7	22.4	-	-	100.0	-	-	-	-	
			F	-	13.0	59.3	20.7	6.9	-	100.0	-	-	-	-	
T	M	-	21.2	48.6	24.0	5.9	-	100.0	-	-	-	-			
	F	-	28.9	47.9	14.7	-	-	100.0	-	-	-	-			
FOOD, DRINK, TOBACCO	617	1A	M	3.7	34.8	45.4	12.3	3.9	-	100.0	-	-	-		
			F	13.6	52.0	26.6	7.2	0.7	-	100.0	-	-	34.0	60.3	
		1B	M	8.7	43.5	35.8	9.7	2.3	-	100.0	-	-	34.1	50.5	
			F	16.9	30.4	26.9	16.0	9.9	-	100.0	-	-	40.9	-	
		2	M	33.7	42.8	13.8	8.4	1.4	-	100.0	15.8	37.2	33.0	12.0	
			F	24.8	36.2	20.8	12.4	5.9	-	100.0	15.9	38.1	30.9	9.8	
		3	M	6.2	28.7	42.2	16.3	6.6	-	100.0	-	-	34.2	-	
			F	17.6	46.6	25.6	8.8	1.4	-	100.0	9.7	35.8	44.8	8.0	
		4	M	11.4	36.9	34.6	12.9	4.2	-	100.0	10.2	35.4	38.4	10.1	
			F	-	-	50.1	32.4	17.5	-	100.0	-	-	-	-	
		TOBACCO PRODUCTS	617.6	1A	M	-	-	48.1	35.1	16.8	-	100.0	-	-	-
					F	-	-	55.5	37.2	-	-	100.0	-	-	-
1B	M			-	-	55.5	36.3	12.1	-	100.0	-	-	-		
	F			-	8.8	50.9	28.2	12.1	-	100.0	-	-	-		
2	M			-	-	57.0	23.6	-	-	100.0	-	-	-		
	F			-	9.2	51.6	27.7	11.5	-	100.0	-	-	-		
3	M			-	18.6	48.9	22.2	9.2	-	100.0	-	-	-		
	F			2.3	32.2	36.7	20.4	-	-	100.0	-	-	-		
4	M			0.5	21.0	47.8	21.8	8.7	-	100.0	-	-	-		
	F			2.7	27.5	45.6	18.7	5.5	-	100.0	-	-	47.0	26.8	
5	M			13.4	51.0	23.9	10.1	1.5	-	100.0	-	-	31.6	22.6	
	F			6.4	35.6	39.1	15.7	4.2	-	100.0	8.4	20.6	32.7	24.4	
T	M	7.1	27.9	39.3	19.2	6.5	-	100.0	7.2	18.0	38.8	11.5			
	F	15.6	27.9	32.0	20.9	3.5	-	100.0	7.3	13.1	40.3	28.5			
T	M	10.6	27.9	36.3	19.9	5.3	-	100.0	4.7	10.3	38.9	26.5			
	F	4.2	25.5	43.6	20.0	6.8	-	100.0	5.6	15.3	38.2	28.9			
T	M	14.0	36.2	29.6	17.1	3.0	-	100.0	5.4	14.3	39.8	27.1			
	F	7.7	29.3	38.6	18.9	5.4	-	100.0	-	-	-	-			

TAB.D2

SALARIES SELON L ACTIVITE, LE SEXE, LA QUALIFICATION, L AGE ET LE REGIME DE TRAVAIL

( % )

REGIME DE TRAVAIL TEMPS-PARTIEL		ALL TYPES OF EMPLOYMENT		ENS. DES REGIMES DE TRAVAIL		SEXE	O U A L I F I C A T I O N	NACE	ACTIVITE
AGE (ANNEES REVOLUES)									
>= 55	(°)	TOT. ENS.	< 21	21 29	30 44				
-	-	-	-	-	48.2	43.9	-	-	100.0
-	-	-	-	-	45.9	46.6	-	-	100.0
-	-	-	-	-	58.3	28.1	-	-	100.0
-	-	-	-	-	58.1	27.6	-	-	100.0
-	-	-	-	14.8	53.0	20.2	12.0	-	100.0
-	-	-	-	23.1	50.7	-	-	-	100.0
-	-	-	-	15.9	52.7	20.3	11.0	-	100.0
-	-	-	-	26.0	52.5	16.1	4.5	-	100.0
-	-	-	-	42.9	43.2	12.6	-	-	100.0
-	-	-	-	30.2	50.2	15.3	3.5	-	100.0
-	-	-	3.2	35.2	42.0	14.8	4.7	-	100.0
-	-	100.0	14.5	55.8	23.6	5.7	-	-	100.0
-	-	100.0	7.1	42.3	35.7	11.7	3.2	-	100.0
-	-	-	7.9	23.1	39.2	22.5	7.3	-	100.0
-	-	100.0	32.0	42.1	20.1	4.5	-	-	100.0
-	-	100.0	14.8	28.6	33.7	17.3	5.6	-	100.0
-	-	100.0	4.3	27.0	43.6	18.8	6.3	-	100.0
-	-	100.0	19.0	48.5	25.1	6.5	0.9	-	100.0
-	-	100.0	8.6	33.3	38.2	15.2	4.7	-	100.0
-	-	-	-	-	57.1	24.2	-	-	100.0
-	-	-	-	-	40.2	40.2	-	-	100.0
-	-	-	-	-	38.6	44.1	-	-	100.0
-	-	-	-	9.1	62.3	20.2	8.4	-	100.0
-	-	-	-	25.6	49.7	22.4	-	-	100.0
-	-	-	-	13.0	59.3	20.7	6.9	-	100.0
-	-	-	-	21.2	48.5	23.9	6.0	-	100.0
-	-	-	-	28.9	47.9	14.7	-	-	100.0
-	-	-	-	23.8	48.3	20.9	6.1	-	100.0
-	-	100.0	3.7	34.8	45.2	12.4	4.0	-	100.0
-	-	100.0	13.4	51.7	27.1	7.1	0.7	-	100.0
-	-	100.0	8.6	43.4	35.0	9.7	2.3	-	100.0
-	-	100.0	16.9	30.5	26.9	15.8	10.0	-	100.0
-	-	100.0	32.8	42.5	14.7	8.5	1.4	-	100.0
-	-	100.0	24.5	36.2	21.1	12.3	5.9	-	100.0
-	-	100.0	6.2	28.8	42.0	16.3	6.6	-	100.0
-	-	100.0	17.4	46.3	26.0	8.8	1.4	-	100.0
-	-	100.0	11.4	36.9	34.7	12.9	4.2	-	100.0
-	-	-	-	-	49.5	33.2	17.3	-	100.0
-	-	-	-	-	47.3	35.2	17.5	-	100.0
-	-	-	-	-	55.7	37.0	-	-	100.0
-	-	-	-	-	55.7	36.1	8.2	-	100.0
-	-	-	-	8.6	49.8	28.6	13.0	-	100.0
-	-	-	-	-	56.1	25.4	-	-	100.0
-	-	-	-	8.9	50.6	28.3	12.2	-	100.0
-	-	-	-	18.4	50.1	22.0	9.3	-	100.0
-	-	-	-	2.1	29.4	23.3	-	-	100.0
-	-	100.0	0.5	20.6	47.9	22.2	8.7	-	100.0
-	-	100.0	2.7	27.2	45.6	18.8	5.7	-	100.0
-	-	100.0	12.9	50.3	24.3	10.6	2.0	-	100.0
-	-	100.0	6.3	35.3	38.1	15.9	4.4	-	100.0
14.9	-	100.0	7.1	27.8	39.3	19.1	6.7	-	100.0
24.8	-	100.0	14.7	26.3	32.9	21.8	4.3	-	100.0
10.8	-	100.0	10.5	27.2	36.5	20.3	5.7	-	100.0
12.5	-	100.0	4.2	25.3	43.6	20.0	7.0	-	100.0
22.1	-	100.0	13.3	34.5	30.4	18.1	3.7	-	100.0
11.0	-	100.0	7.6	28.7	38.7	19.3	5.7	-	100.0
13.3	-	100.0	-	-	-	-	-	-	100.0

TAB.D2

EMPLOYEES ACCORDING TO ACTIVITY, SEX, QUALIFICATION, AGE AND TYPE OF EMPLOYMENT

( % )

ACTIVITY	NACE	QUALIFICATION	SEX	TYPE OF EMPLOYMENT				REGIME DE TRAVAIL		TYPE OF EMPLOYMENT							
				FULL-TIME				TEMPS-PLEIN		PART-TIME							
				AGE													
				(COMPLETED YEARS)													
		< 21	21-29	30-44	45-54	>= 55	TOT. ENS.			< 21	21-29	30-44	45-54				
PHARMACEUTICAL, MEDICAL GDS., CLEANING MAT.	618	1A	M	-	-	38.7	35.1	-	100.0	-	-	-	-				
			F	-	-	-	-	-	-	-	-	-	-				
			1B	M	-	-	36.1	40.1	-	100.0	-	-	-	-			
				F	-	-	42.2	31.8	-	100.0	-	-	-	-			
			2	M	-	21.6	42.7	32.9	-	100.0	-	-	-	-			
				F	-	-	58.0	16.8	-	100.0	-	-	-	-			
			3	M	-	19.3	57.7	18.1	4.9	100.0	-	-	-	-			
				F	-	19.3	55.0	22.3	3.4	100.0	-	-	-	-			
			4	M	2.8	35.0	39.4	18.6	4.2	100.0	-	66.5	-	-			
				F	11.8	48.3	31.8	7.5	-	100.0	-	80.5	-	-			
			5	M	7.3	41.7	35.6	13.0	2.4	100.0	-	81.7	-	-			
				F	23.1	37.3	23.1	12.2	4.3	100.0	-	-	-	-			
			T	M	32.9	48.3	13.1	5.3	-	100.0	31.7	44.5	19.6	-			
				F	27.5	42.2	18.6	9.1	2.6	100.0	28.0	35.7	21.9	-			
			PHARMACEUTICALS	618.1	1A	M	17.1	38.8	28.6	12.3	3.1	100.0	13.6	60.1	18.7	4.4	
						F	-	-	-	-	-	-	-	13.6	53.4	20.4	9.4
						1B	M	-	-	-	-	-	100.0	-	-	-	-
							F	-	-	-	-	-	100.0	-	-	-	-
						2	M	-	-	57.3	-	-	100.0	-	-	-	-
							F	-	-	-	-	-	100.0	-	-	-	-
						3	M	-	16.9	57.5	24.4	-	100.0	-	-	-	-
							F	-	30.9	41.2	26.2	-	100.0	-	-	-	-
						4	M	2.7	34.5	39.3	19.9	3.5	100.0	-	-	-	-
							F	12.5	47.4	31.8	7.8	-	100.0	-	88.6	-	-
5	M	7.1				40.3	35.9	14.5	2.1	100.0	-	89.2	-	-			
	F	24.6				37.5	22.4	11.8	3.7	100.0	-	-	-	-			
T	M	29.0				51.2	13.4	6.3	-	100.0	-	-	-	-			
	F	26.4				43.1	18.7	9.6	2.2	100.0	-	-	-	-			
OTHER WHOLESALE DISTRIBUTION	619	1A				M	15.5	33.3	30.7	15.8	4.7	100.0	-	-	-	-	
						F	21.6	48.1	21.6	8.1	-	100.0	-	67.2	-	-	
						1B	M	18.0	39.3	27.0	12.7	3.0	100.0	-	58.3	18.5	-
							F	-	-	51.2	33.7	15.1	100.0	-	-	-	-
						2	M	-	-	48.7	36.0	14.3	100.0	-	-	-	-
							F	-	-	53.4	40.3	6.3	100.0	-	-	-	-
						3	M	-	-	52.6	40.6	6.8	100.0	-	-	-	-
							F	-	18.3	62.3	15.6	3.8	100.0	-	-	-	-
						4	M	-	18.5	67.1	15.2	-	100.0	-	-	-	-
							F	-	18.0	63.0	15.5	3.5	100.0	-	-	-	-
			5	M	-	31.4	49.5	12.6	6.4	100.0	-	-	-	-			
				F	-	36.8	41.5	16.8	-	100.0	-	-	-	-			
			T	M	-	32.9	47.3	13.8	5.2	100.0	-	-	-	-			
				F	3.2	39.0	38.4	15.7	3.7	100.0	-	-	-	-			
			PAPER, BOOKS, STATIONERY, NEWSPAPERS	618.1/2	1A	M	13.9	55.3	23.8	6.2	0.9	100.0	-	41.2	42.1	-	
						F	8.0	46.4	31.8	11.4	2.5	100.0	-	44.1	38.1	-	
						1B	M	11.5	22.4	34.3	22.8	8.9	100.0	-	-	-	-
							F	31.1	28.3	32.3	7.9	-	100.0	-	-	-	-
						2	M	19.1	24.7	33.5	17.0	5.6	100.0	14.6	15.4	21.0	26.3
							F	4.7	27.9	42.3	18.9	6.2	100.0	-	-	-	24.0
						3	M	18.2	42.6	29.8	8.4	0.9	100.0	13.0	34.9	33.6	16.9
							F	9.6	33.2	37.7	15.1	4.3	100.0	10.3	26.0	27.1	19.6
						4	M	-	-	-	-	-	100.0	-	-	-	-
							F	-	-	-	-	-	100.0	-	-	-	-
5	M	-				42.1	35.7	-	-	100.0	-	-	-	-			
	F	-				39.7	33.2	17.5	-	100.0	-	-	-	-			
T	M	-				11.6	42.6	30.8	-	100.0	-	-	-	-			
	F	16.4				-	54.4	-	-	100.0	-	-	-	-			
T	M	9.3				15.1	48.2	21.0	-	100.0	-	-	-	-			
	F	15.0				25.3	47.1	12.0	-	100.0	-	-	-	-			
T	M	8.5				20.2	43.7	21.7	5.9	100.0	-	-	-	-			
	F	-				-	-	-	-	100.0	-	-	-	-			

TAB.D2

SALARIES SELON L ACTIVITE, LE SEXE,  
LA QUALIFICATION, L AGE ET LE REGIME  
DE TRAVAIL

( % )

REGIME DE TRAVAIL TEMPS-PARTIEL		ALL TYPES OF EMPLOYMENT						ENS. DES REGIMES DE TRAVAIL		SEX E	Q U A L I F I C A T I O N	N A C E	A C T I V I T E	
AGE (ANNEES REVOLUES)														
>= 55	(°)	T06. ENS.	< 21	21 29	30 44	45 54	>= 55	(°)	T06. ENS.					
-	-	-	-	-	39.5	36.1	-	-	100.0	M	1A	618	PR. PHARM., MEDICAMENTS, D'ENTRETIEN	
-	-	-	-	-	37.0	40.7	-	-	100.0	F	1B			
-	-	-	-	-	42.1	31.9	-	-	100.0	M	2			
-	-	-	-	-	42.6	33.0	-	-	100.0	F	2			
-	-	-	-	21.7	58.1	18.6	-	-	100.0	M	3			
-	-	-	-	-	56.1	25.2	-	-	100.0	F	3			
-	-	-	-	19.4	57.8	17.9	4.9	-	100.0	M	4			
-	-	-	-	20.3	54.3	22.1	-	-	100.0	F	4			
-	-	100.0	-	39.6	37.1	18.6	3.4	-	100.0	M	5			
-	-	100.0	-	27.5	47.9	20.8	-	-	100.0	F	5			
-	-	100.0	2.8	35.2	39.3	18.5	4.2	-	100.0	M	T			
-	-	100.0	11.5	49.3	31.2	7.5	-	-	100.0	F	T			
-	-	100.0	7.2	42.4	35.2	12.9	2.3	-	100.0	M	1A	618.1		PRODUITS PHARM.
-	-	100.0	23.1	37.1	23.1	12.4	4.3	-	100.0	F	1B			
-	-	100.0	32.9	48.2	13.4	5.3	0.3	-	100.0	M	2			
-	-	100.0	27.5	42.1	18.7	9.2	2.5	-	100.0	F	2			
-	-	100.0	12.9	32.7	33.3	16.1	4.9	-	100.0	M	3			
-	-	100.0	22.1	47.3	22.3	7.5	0.8	-	100.0	F	3			
-	-	100.0	17.0	39.2	28.4	12.3	3.1	-	100.0	M	4			
-	-	-	-	-	-	-	-	-	100.0	F	4			
-	-	-	-	-	-	-	-	-	100.0	M	5			
-	-	-	-	-	-	-	-	-	100.0	F	5			
-	-	-	-	-	58.5	-	-	-	100.0	M	T			
-	-	-	-	-	58.4	23.9	-	-	100.0	F	T			
-	-	100.0	-	18.7	53.4	25.7	-	-	100.0	M	1A	619	AUTRES COMMERCES DE GROS	
-	-	100.0	-	40.7	35.9	17.4	-	-	100.0	F	1B			
-	-	100.0	-	28.0	46.0	22.2	-	-	100.0	M	2			
-	-	100.0	2.7	34.8	39.1	19.9	3.5	-	100.0	F	2			
-	-	100.0	12.0	49.3	30.9	7.5	-	-	100.0	M	3			
-	-	100.0	7.0	41.5	35.3	14.2	2.1	-	100.0	F	3			
-	-	100.0	24.6	37.2	22.5	12.1	3.6	-	100.0	M	4			
-	-	100.0	29.2	51.3	13.4	6.1	-	-	100.0	F	4			
-	-	100.0	26.5	43.0	18.7	9.6	2.1	-	100.0	M	5			
-	-	100.0	15.5	33.3	30.7	15.9	4.6	-	100.0	F	5			
-	-	100.0	21.2	49.2	21.2	7.7	-	-	100.0	M	T			
-	-	100.0	17.9	39.9	26.7	12.5	3.0	-	100.0	F	T			
-	-	-	-	-	51.2	33.7	15.1	-	100.0	M	1A	619.1/2		PAPIER, LIVRES, JOURNAUX
-	-	-	-	-	49.7	36.0	14.3	-	100.0	F	1B			
-	-	-	-	-	52.9	40.9	6.2	-	100.0	M	2			
-	-	-	-	-	52.1	41.2	6.7	-	100.0	F	2			
-	-	-	-	18.3	62.3	15.6	3.8	-	100.0	M	3			
-	-	-	-	18.5	64.5	15.8	-	-	100.0	F	3			
-	-	-	-	18.3	62.6	15.6	3.5	-	100.0	M	4			
-	-	-	-	31.4	49.5	12.7	6.3	-	100.0	F	4			
-	-	100.0	-	37.1	41.3	16.6	-	-	100.0	M	5			
-	-	100.0	3.2	32.9	47.3	13.8	5.1	-	100.0	F	5			
-	-	100.0	13.7	39.1	38.4	15.7	3.8	-	100.0	M	T			
-	-	100.0	8.0	55.0	24.1	6.2	1.0	-	100.0	F	T			
-	-	100.0	11.5	46.4	31.8	11.3	2.5	-	100.0	M	1A	619.1/2	PAPIER, LIVRES, JOURNAUX	
-	-	100.0	30.7	28.1	33.9	22.7	9.8	-	100.0	F	1B			
-	-	100.0	19.0	24.5	33.2	17.2	6.1	-	100.0	M	2			
-	-	100.0	4.8	27.7	42.1	19.0	6.5	-	100.0	F	2			
-	-	100.0	18.1	42.4	29.9	8.6	1.0	-	100.0	M	3			
-	-	100.0	9.7	33.1	37.6	15.2	4.5	-	100.0	F	3			
-	-	-	-	-	-	-	-	-	100.0	M	4			
-	-	-	-	-	-	-	-	-	100.0	F	4			
-	-	-	-	-	42.1	35.7	-	-	100.0	M	5			
-	-	-	-	-	39.7	33.2	17.5	-	100.0	F	5			
-	-	-	-	-	11.3	41.6	30.0	-	100.0	M	T			
-	-	-	16.3	54.9	-	-	-	-	100.0	F	T			
-	-	-	9.1	14.8	47.9	20.6	-	-	100.0	M	1A	619.1/2		PAPIER, LIVRES, JOURNAUX
-	-	-	-	-	14.9	39.5	31.0	12.7	100.0	F	1B			
-	-	-	-	-	14.9	47.4	11.9	-	100.0	M	2			
-	-	-	-	-	8.4	20.0	43.5	6.7	100.0	F	2			

TAB.D2

EMPLOYEES ACCORDING TO ACTIVITY, SEX, QUALIFICATION, AGE AND TYPE OF EMPLOYMENT

( % )

ACTIVITY	NACE	QUALIFICATION	SEX	TYPE OF EMPLOYMENT					REGIME DE TRAVAIL			TYPE OF EMPLOYMENT							
				FULL-TIME					TEMPS-PLEIN			PART-TIME							
				AGE											(COMPLETED YEARS)				
				< 21	21 - 29	30 - 44	45 - 54	>= 55	(*)	100. ENS.	< 21	21 - 29	30 - 44	45 - 54					
WHOLESALE TRADE	61	1A	M	-	-	37.6	43.1	19.2	-	100.0	-	-	-	-	-	-	-		
			F	-	-	-	73.3	-	-	100.0	-	-	-	-	-	-	-	-	
			T	-	-	37.1	44.4	18.4	-	100.0	-	-	-	-	-	-	-	-	
			M	-	-	48.8	38.2	12.0	-	100.0	-	-	-	-	-	-	-	-	
		1B	M	-	-	47.8	47.3	-	-	100.0	-	-	-	-	-	-	-	-	-
			F	-	-	48.7	39.8	11.5	-	100.0	-	-	-	-	-	-	-	-	-
			T	-	11.5	56.7	23.5	8.3	-	100.0	-	-	-	-	-	-	-	-	-
			M	0.3	23.9	49.2	20.0	6.6	-	100.0	-	-	-	-	-	-	-	-	-
	641/642	2	M	2.0	34.6	41.6	18.6	3.3	-	100.0	-	-	46.9	-	-	-	-	-	
			F	12.0	56.0	24.0	8.1	-	100.0	-	-	-	-	-	-	-	-	-	
			T	0.7	26.6	47.3	19.7	5.8	-	100.0	-	-	-	-	-	-	-	-	
			M	2.2	30.1	42.9	19.2	5.6	-	100.0	-	-	32.8	-	-	-	-	-	
		3	M	5.7	38.7	36.6	15.0	3.9	-	100.0	-	-	-	-	-	-	-	-	
			F	9.4	26.4	34.4	21.8	8.0	-	100.0	-	-	-	-	-	-	-	-	
			T	26.7	35.7	22.9	12.4	2.3	-	100.0	-	-	13.7	-	-	-	-	-	
			M	15.3	29.6	30.5	18.6	6.0	-	100.0	-	-	8.4	-	-	-	-	-	
4	M	4.4	25.4	41.6	21.4	7.2	-	100.0	-	-	-	-	-	-	-	-			
	F	17.0	43.3	26.5	11.3	1.8	-	100.0	-	-	-	-	-	-	-	-			
	T	8.4	31.1	36.8	18.2	5.5	-	100.0	-	-	2.8	-	-	-	-	-			
	M	2.0	34.6	41.6	18.6	3.3	-	100.0	-	-	13.7	-	-	-	-	-			
FOOD, DRINK, TOBACCO	641/642	1A	M	8.4	31.1	36.8	18.2	5.5	-	100.0	6.5	23.4	37.5	21.4	-	-	-		
			F	-	-	34.7	53.3	-	-	100.0	-	-	-	-	-	-	-	-	
			T	-	-	35.8	50.1	-	-	100.0	-	-	-	-	-	-	-	-	
			M	-	-	35.3	56.6	-	-	100.0	-	-	-	-	-	-	-	-	
		1B	M	-	-	37.4	55.2	5.4	-	100.0	-	-	-	-	-	-	-	-	
			F	-	-	47.0	-	-	-	100.0	-	-	-	-	-	-	-	-	
			T	-	13.7	55.2	25.7	5.4	-	100.0	-	-	-	-	-	-	-	-	
			M	-	14.7	54.5	25.8	5.0	-	100.0	-	-	-	-	-	-	-	-	
	643	2	M	1.8	25.5	44.5	17.9	10.3	-	100.0	-	-	-	-	-	-	-	-	
			F	8.6	47.7	31.7	11.2	-	100.0	-	-	-	-	-	-	-	-	-	
			T	3.1	30.0	41.9	16.6	8.4	-	100.0	-	-	-	-	-	-	-	-	
			M	4.8	30.5	44.1	16.4	4.1	-	100.0	-	-	18.3	37.2	31.4	-	-	-	
		3	M	14.8	57.0	21.7	5.9	0.7	-	100.0	6.9	55.1	33.2	4.9	-	-	-	-	
			F	9.2	42.2	34.3	11.8	2.6	-	100.0	9.2	51.5	32.8	5.0	-	-	-	-	
			T	13.7	30.8	32.8	15.8	6.9	-	100.0	35.2	22.6	20.2	17.1	-	-	-	-	
			M	31.2	34.5	21.7	10.7	1.9	-	100.0	18.4	30.9	30.4	15.1	-	-	-	-	
4	M	20.3	32.2	28.6	13.9	5.0	-	100.0	22.5	28.9	28.0	15.6	-	-	-	-			
	F	7.2	28.8	40.6	17.5	5.8	-	100.0	24.8	28.1	25.6	15.8	-	-	-	-			
	T	18.8	48.9	22.3	7.9	1.1	-	100.0	12.4	42.9	31.8	10.4	-	-	-	-			
	M	12.1	36.5	33.5	13.8	4.0	-	100.0	15.3	38.4	30.3	11.7	-	-	-	-			
DISPENSING CHEMISTS	643	1A	M	-	-	70.5	-	-	-	100.0	-	-	-	-	-	-	-		
			F	-	-	63.5	33.9	-	-	100.0	-	-	-	-	-	-	-	-	
			T	-	-	36.2	54.8	-	-	100.0	-	-	-	-	-	-	-	-	
			M	-	-	37.5	53.3	-	-	100.0	-	-	-	-	-	-	-	-	
		1B	M	-	-	36.7	54.2	9.1	-	100.0	-	-	-	-	-	-	-	-	
			F	-	-	49.5	16.5	-	-	100.0	-	-	-	-	-	-	-	-	
			T	-	24.3	48.8	23.6	-	-	100.0	-	-	-	-	-	-	-	-	
			M	-	26.8	41.6	23.6	-	-	100.0	-	-	-	-	-	-	-	-	
	644	2	M	-	25.6	45.4	20.2	8.8	-	100.0	-	-	-	-	-	-	-	-	
			F	-	83.9	10.0	-	-	100.0	-	-	-	-	-	-	-	-	-	
			T	-	35.7	51.4	10.2	-	100.0	-	-	-	-	-	-	-	-		
			M	-	17.1	70.6	10.1	-	100.0	-	-	-	-	-	-	-	-		
		3	M	7.8	39.8	39.8	9.9	-	100.0	-	-	-	-	-	-	-	-	-	
			F	17.1	53.3	25.0	3.5	-	100.0	-	-	-	-	-	-	-	-	-	
			T	12.8	47.0	31.9	6.5	-	100.0	-	-	-	-	-	-	-	-		
			M	-	24.6	32.3	30.6	-	100.0	-	-	-	-	-	-	-	-		
644	4	M	48.6	23.2	16.9	8.9	-	100.0	-	-	-	-	-	-	-	-			
		F	29.0	23.9	24.2	19.2	3.7	-	100.0	-	-	-	-	-	-				
		T	3.7	21.4	51.5	18.9	4.5	-	100.0	-	-	-	-	-					
		M	17.5	36.4	31.5	12.0	2.5	-	100.0	-	-	-	-	-					
	5	M	10.4	28.7	41.8	15.6	3.6	-	100.0	-	-	-	-	-	-				
		F	-	-	59.6	29.2	-	-	100.0	-	-	-	-	-					
		T	-	-	58.2	30.8	-	-	100.0	-	-	-	-	-					
		M	-	-	57.3	36.8	-	-	100.0	-	-	-	-	-					
MEDICAL GOODS, COSMETICS, CLEANING, MAT.	644	1A	M	-	-	53.7	40.4	-	-	100.0	-	-	-	-	-	-			
			F	-	-	71.6	12.1	-	-	100.0	-	-	-	-	-				
			T	-	-	54.8	-	-	100.0	-	-	-	-	-					
			M	-	13.6	69.2	13.8	-	100.0	-	-	-	-	-					
	1B	M	-	36.9	51.8	8.8	-	100.0	-	-	-	-	-						
		F	-	32.9	46.7	16.0	-	100.0	-	-	-	-	-						
		T	-	35.4	50.0	11.4	1.9	-	100.0	-	-	-	-						
		M	4.0	30.7	38.1	20.8	6.5	-	100.0	-	-	-	-						
2	M	9.3	57.3	24.9	8.3	-	100.0	-	-	-	-	-							
	F	7.0	45.8	30.6	13.7	2.9	-	100.0	-	-	-	-							
	T	17.0	26.0	30.9	19.1	7.0	-	100.0	-	-	-	-							
	M	34.2	42.3	18.8	4.1	-	100.0	-	-	-	-	-							
3	M	24.4	33.0	25.7	12.7	4.2	-	100.0	-	-	-	-							
	F	6.0	26.9	43.7	18.0	5.4	-	100.0	-	-	-	-							
	T	14.3	48.4	27.3	9.4	0.6	-	100.0	-	-	-	-							
	M	9.7	36.5	36.4	14.1	3.3	-	100.0	-	-	40.7	-							



TAB.D2

SALARIES SELON L ACTIVITE, LE SEXE,  
LA QUALIFICATION, L AGE ET LE REGIME  
DE TRAVAIL

( % )

REGIME DE TRAVAIL TEMPS-PARTIEL		ALL TYPES OF EMPLOYMENT					ENS. DES REGIMES DE TRAVAIL				SEX E	Q U A L I F I C A T I O N	M A C E	A C T I V I T E
		AGE (ANNEES REVOLUES)												
>=	(*)	TOT. ENS.	<	21	30	45	>=	(*)	TOT. ENS.					
55			21	29	44	54	55							
					37.6	43.2	19.3		100.0	M	1A	61	COMMERCE DE GROS	
						70.5			100.0	F				
					37.1	44.4	18.5		100.0	T				
		100.0			48.7	39.3	11.9		100.0	M	1B			
					46.8	48.5			100.0	F				
		100.0			48.6	40.0	11.4		100.0	T				
				11.5	56.6	23.5	8.4		100.0	M	2			
				14.6	51.6	27.6	6.2		100.0	F				
				12.0	55.9	24.0	8.1		100.0	T				
			0.3	23.9	49.2	20.0	6.6		100.0	M	3			
			1.9	34.5	41.4	18.7	3.5		100.0	F				
8.3			0.7	26.6	47.2	19.7	5.8		100.0	T				
18.5			2.2	30.1	42.9	19.2	5.7		100.0	M	4			
4.8			11.9	54.2	25.5	7.5	0.9		100.0	F				
9.7			5.7	38.7	36.6	15.0	4.0		100.0	T				
25.0			9.5	26.3	34.4	21.7	8.1		100.0	M	5			
9.1			25.4	34.5	23.9	13.4	2.8		100.0	F				
12.0			15.2	29.2	30.7	18.7	6.2		100.0	T				
21.4			4.4	25.3	41.6	21.4	7.3		100.0	M	T			
8.0			16.5	42.6	27.0	11.8	2.1		100.0	F				
11.2			8.3	30.9	36.8	18.3	5.6		100.0	T				
					35.3	52.8			100.0	M	1A	641/642	PR. ALIMENTAIRES, BOISSONS, TABAC	
					36.3	49.7			100.0	F				
					34.6	57.4			100.0	T				
									100.0	M				
					36.8	56.0			100.0	F				
				13.8	54.7	26.2	5.3		100.0	T				
					47.0				100.0	M	2			
				14.8	54.1	26.2	4.9		100.0	F				
			1.8	25.6	44.5	17.9	10.3		100.0	T				
			8.4	47.3	31.7	11.9			100.0	M	3			
			3.1	30.0	41.9	16.7	8.4		100.0	F				
		100.0	4.9	30.6	44.0	16.3	4.2		100.0	T				
			14.4	57.0	22.2	5.8	0.6		100.0	M	4			
			9.2	42.4	34.2	11.6	2.6		100.0	F				
			14.0	30.7	32.6	15.8	6.9		100.0	T				
			30.1	34.2	22.4	11.1	2.2		100.0	M	5			
			20.4	32.1	28.6	13.9	5.0		100.0	F				
5.0			7.5	29.8	40.4	17.5	5.8		100.0	T				
			19.4	48.5	22.9	8.0	1.2		100.0	M	T			
			3.2	12.2	36.6	33.4	4.0		100.0	F				
					70.5				100.0	T				
					63.5	33.9			100.0	M	1A	643	PHARMACIES	
					35.5	55.7			100.0	F				
					38.4	54.3			100.0	T				
					36.7	55.1	8.2		100.0	M	1B			
					48.7	16.3			100.0	F				
				23.9	42.5	24.6			100.0	T				
				25.7	45.4	20.8	9.0		100.0	M	2			
				24.9	83.9	10.0			100.0	F				
				35.6	51.6	9.7			100.0	T				
				17.5	70.3	9.9			100.0	M	3			
				40.0	39.9	9.8			100.0	F				
			7.7	52.5	25.8	4.1			100.0	T				
			16.5	46.7	32.3	6.8			100.0	M	4			
		100.0	12.4	23.8	33.3	30.7			100.0	F				
				45.2	22.1	19.7	10.0		100.0	T				
				27.3	22.9	26.0	19.5	4.4	100.0	M	5			
				3.6	21.4	51.3	19.0	4.6	100.0	F				
				16.3	35.0	32.7	13.1	2.8	100.0	T				
				10.0	28.2	42.0	16.1	3.7	100.0	M	T			
					59.6	29.2			100.0	F				
					58.2	30.8			100.0	T				
					57.3	36.8			100.0	M	1B			
									100.0	F				
					53.7	40.4			100.0	T				
				13.6	71.6	12.1			100.0	M	2			
					54.8				100.0	F				
				14.2	69.2	13.8			100.0	T				
				36.9	51.8	8.8			100.0	M	3			
				33.2	46.9	15.7			100.0	F				
				35.5	50.0	11.3	1.9		100.0	T				
			3.9	30.5	38.4	20.7	6.4		100.0	M	4			
			9.4	57.1	24.9	8.3			100.0	F				
			7.1	45.6	30.7	13.7	2.9		100.0	T				
			16.6	26.1	30.8	18.7	7.7		100.0	M	5			
			33.8	41.4	19.3	4.9			100.0	F				
				24.1	32.7	25.8	12.8	4.6	100.0	T				
		100.0	6.0	26.9	43.7	17.9	5.5		100.0	M	T			
				14.3	48.1	27.4	9.5	0.6	100.0	F				
				9.7	36.3	36.4	14.1	3.4	100.0	T				

TAB.D2

EMPLOYEES ACCORDING TO ACTIVITY, SEX, QUALIFICATION, AGE AND TYPE OF EMPLOYMENT

( % )

ACTIVITY	NACE	Q U A L I F I C A T I O N	S E X	TYPE OF EMPLOYMENT				REGIME DE TRAVAIL		TYPE OF EMPLOYMENT					
				FULL-TIME				TEMPS-PLEIN		PART-TIME					
				AGE (COMPLETED YEARS)											
				< 21	21 - 29	30 - 44	45 - 54	>= 55	(°)	TOT. ENS.	< 21	21 - 29	30 - 44	45 - 54	
CLOTHING	645	1A	M	-	-	34.5	40.9	-	-	100.0	-	-	-	-	
			F	-	-	32.7	45.5	21.8	-	100.0	-	-	-	-	
			T	-	-	26.8	53.3	19.9	-	100.0	-	-	-	-	
			M	-	-	28.9	49.3	20.8	-	100.0	-	-	-	-	
			F	-	10.0	58.7	21.5	9.9	-	100.0	-	-	-	-	
			T	-	9.0	55.8	29.0	-	-	100.0	-	-	-	-	
			M	-	22.4	52.4	19.4	5.6	-	100.0	-	-	-	-	
			F	-	35.4	39.7	17.9	5.1	-	100.0	-	-	-	-	
			T	-	27.9	47.1	18.8	5.4	-	100.0	-	-	-	-	
			M	3.6	29.7	42.6	17.5	6.6	-	100.0	-	-	-	-	
			F	11.5	49.2	29.8	8.1	1.4	-	100.0	-	46.4	42.9	-	
			T	8.7	42.4	34.3	11.4	3.2	-	100.0	-	42.8	37.4	-	
			M	14.6	24.7	30.1	20.5	10.1	-	100.0	-	39.8	-	-	
			F	26.4	38.1	24.6	9.5	1.4	-	100.0	10.5	50.6	29.1	-	
T	21.4	32.5	26.9	14.1	5.1	-	100.0	9.1	46.8	29.8	-				
M	5.9	25.3	40.9	19.8	8.1	-	100.0	7.8	33.4	30.3	-				
F	14.7	44.7	29.3	9.5	1.8	-	100.0	5.4	47.4	36.9	7.3				
T	11.1	36.8	34.1	13.7	4.4	-	100.0	6.1	43.5	35.1	9.3				
FOOTWEAR, LEATHER GOODS	646	1A	M	-	-	-	-	-	-	100.0	-	-	-	-	
			F	-	-	-	-	-	-	-	-	-	-	-	
		T	-	-	-	-	-	-	-	-	-	-	-		
		M	-	-	-	-	-	-	-	-	-	-	-		
		F	-	-	-	-	-	-	-	-	-	-	-		
		T	-	-	-	-	-	-	-	-	-	-	-		
		M	-	-	-	-	-	-	-	-	-	-	-		
		F	-	-	-	-	-	-	-	-	-	-	-		
		T	-	-	-	-	-	-	-	-	-	-	-		
		M	-	17.7	55.8	22.0	4.5	-	100.0	-	-	-	-		
		F	-	17.5	55.2	22.7	4.6	-	100.0	-	-	-	-		
		T	-	35.3	32.5	14.5	-	-	100.0	-	-	-	-		
		M	-	31.5	37.9	19.1	-	-	100.0	-	-	-	-		
		F	-	33.3	35.3	16.8	-	-	100.0	-	-	-	-		
		T	-	33.3	35.3	16.8	-	-	100.0	-	-	-	-		
		M	7.8	35.1	38.4	13.7	5.0	-	100.0	-	-	-	-		
		F	17.8	53.7	22.4	5.5	-	-	100.0	-	53.8	29.3	-		
		T	14.9	48.3	27.0	7.9	1.9	-	100.0	-	50.4	28.6	14.4		
		M	44.8	22.2	19.1	10.4	-	-	100.0	-	-	-	-		
		F	41.8	48.7	7.9	-	-	-	100.0	-	-	-	-		
T	42.8	39.8	11.7	4.4	1.3	-	100.0	-	-	-	-				
M	12.6	28.8	37.9	15.2	5.6	-	100.0	-	-	-	-				
F	22.1	51.0	20.6	5.6	0.7	-	100.0	-	50.4	29.5	12.5				
T	18.7	43.0	26.8	9.1	2.5	-	100.0	7.7	48.0	28.4	12.8				
FURN. FABRICS, HOUSEHOLD TEXTILES	647	1A	M	-	-	-	-	-	-	-	-	-	-		
			F	-	-	-	-	-	-	-	-	-	-		
		T	-	-	-	-	-	-	-	-	-	-			
		M	-	-	-	-	-	-	-	-	-	-			
		F	-	-	-	-	-	-	-	-	-	-			
		T	-	-	-	-	-	-	-	-	-	-			
		M	-	-	-	-	-	-	-	-	-	-			
		F	-	-	-	-	-	-	-	-	-	-			
		T	-	-	-	-	-	-	-	-	-	-			
		M	-	-	-	-	-	-	-	-	-	-			
		F	-	-	-	-	-	-	-	-	-	-			
		T	-	-	-	-	-	-	-	-	-	-			
		M	-	-	56.0	-	-	-	100.0	-	-	-	-		
		F	-	-	54.5	22.3	-	-	100.0	-	-	-	-		
		T	-	-	40.0	17.3	-	-	100.0	-	-	-	-		
		M	16.2	35.2	32.6	13.2	-	-	100.0	-	-	-	-		
		F	9.4	28.8	36.6	15.4	9.7	-	100.0	-	-	-	-		
		T	16.1	20.4	36.3	16.6	-	-	100.0	-	-	-	-		
		M	-	-	49.9	-	-	-	100.0	-	-	-	-		
		F	18.5	29.1	30.6	14.3	-	-	100.0	-	-	-	-		
		T	6.5	19.1	42.8	17.7	13.9	-	100.0	-	-	-	-		
		M	16.5	37.5	31.3	12.6	-	-	100.0	-	-	-	-		
F	10.4	26.2	38.3	15.7	9.3	-	100.0	-	-	-	-				
T	-	-	28.4	66.7	-	-	100.0	-	-	-	-				
HOUSEHOLD FITMENTS, APPLIANCES	648/649	1A	M	-	-	27.9	67.3	-	-	100.0	-	-	-		
			F	-	-	19.4	77.0	-	-	100.0	-	-	-		
		T	-	-	-	-	-	-	-	-	-	-			
		M	-	-	20.1	76.1	-	-	100.0	-	-	-			
		F	-	8.5	63.1	12.7	-	-	100.0	-	-	-			
		T	-	-	37.1	-	-	-	100.0	-	-	-			
		M	-	9.4	59.9	14.3	16.4	-	100.0	-	-	-			
		F	-	21.0	58.0	16.6	4.1	-	100.0	-	-	-			
		T	-	32.0	38.8	23.4	-	-	100.0	-	-	-			
		M	-	24.6	51.8	18.8	3.6	-	100.0	-	-	-			
		F	2.1	37.9	38.4	15.0	6.6	-	100.0	-	-	-			
		T	9.4	61.4	23.7	4.1	1.4	-	100.0	-	65.0	63.5			
		M	4.6	45.9	33.4	11.3	4.8	-	100.0	-	39.0	47.4			
		F	9.6	34.0	35.4	16.6	4.5	-	100.0	-	-	-			
		T	37.8	47.7	8.6	4.8	-	-	100.0	-	-	-			
		M	16.6	37.4	28.7	13.6	3.6	-	100.0	-	23.3	-	36.1		
		F	4.8	32.4	39.0	18.1	5.7	-	100.0	-	27.6	45.2	26.7		
		T	18.0	53.2	20.4	6.8	1.6	-	100.0	-	35.9	23.9	18.2		
		M	8.6	38.4	33.6	14.8	4.5	-	100.0	-	31.9	34.1	15.6		

TAB.D2

SALARIES SELON L ACTIVITE, LE SEXE,  
LA QUALIFICATION, L AGE ET LE REGIME  
DE TRAVAIL

( % )

REGIME DE TRAVAIL TEMPS-PARTIEL		ALL TYPES OF EMPLOYMENT				ENS. DES REGIMES DE TRAVAIL				SEX E	O U A L I F I C A T I O N	NACE	ACTIVITE	
AGE (ANNEES REVOLUES)														
>=	(°)	T06.	<	21	30	45	>=	(°)	T06.					
55		ENS.	21	29	44	54	55		ENS.					
-	-	-	-	-	34.5	40.9	-	-	100.0	M	1A	645	ARTICLES D'HABILLEMENT	
-	-	-	-	-	32.7	45.5	21.8	-	100.0	F				
-	-	-	-	-	26.8	53.3	19.9	-	100.0	T	1B			
-	-	-	-	-	-	29.9	49.3	20.8	100.0	M				
-	-	-	-	9.8	59.5	21.0	9.7	-	100.0	F	2			
-	-	-	-	-	57.4	27.9	-	-	100.0	T				
-	-	-	-	8.8	59.0	22.6	9.5	-	100.0	M				
-	-	-	-	22.7	52.2	19.4	5.5	-	100.0	F	3			
-	-	-	-	35.5	39.5	18.2	5.0	-	100.0	T				
-	-	-	-	28.1	46.9	18.9	5.3	-	100.0	M				
-	-	100.0	3.7	29.7	42.2	17.7	6.7	-	100.0	F	4			
-	-	100.0	11.2	49.1	30.2	8.0	1.6	-	100.0	T				
-	-	100.0	8.6	42.4	34.3	11.3	3.3	-	100.0	M				
-	-	100.0	14.2	25.4	30.2	19.9	10.3	-	100.0	F	5			
-	-	100.0	25.3	38.9	24.9	9.5	1.4	-	100.0	T				
-	-	100.0	20.7	33.3	27.1	13.8	5.1	-	100.0	M				
-	-	100.0	5.9	25.5	40.7	19.6	8.2	-	100.0	F	T			
-	-	100.0	14.3	44.8	28.6	9.4	1.9	-	100.0	T				
6.0	-	100.0	10.9	37.0	34.1	13.5	4.4	-	100.0	M	1A	646		CHAUSSURES, MAROQUINERIE
-	-	-	-	-	-	-	-	-	100.0	F				
-	-	-	-	-	-	-	-	-	100.0	T	1B			
-	-	-	-	-	-	-	-	-	100.0	M				
-	-	-	-	17.7	55.8	22.0	4.5	-	100.0	F	2			
-	-	-	-	-	51.8	-	-	-	100.0	T				
-	-	-	-	17.5	55.2	22.7	4.6	-	100.0	M				
-	-	-	-	35.3	32.5	14.5	-	-	100.0	F	3			
-	-	-	-	30.6	38.2	20.0	-	-	100.0	T				
-	-	-	-	32.8	35.5	17.3	-	-	100.0	M				
-	-	-	8.0	34.8	38.2	13.9	5.1	-	100.0	F	4			
-	-	100.0	16.9	53.7	22.8	5.9	-	-	100.0	T				
-	-	100.0	14.4	48.4	27.1	8.2	1.9	-	100.0	M				
-	-	-	45.0	22.5	18.9	10.2	-	-	100.0	F	5			
-	-	100.0	40.2	48.4	9.2	-	-	-	100.0	T				
-	-	100.0	41.8	40.1	12.3	4.4	1.4	-	100.0	M				
-	-	100.0	12.7	28.8	37.6	15.2	5.6	-	100.0	F	T			
-	-	100.0	21.2	50.9	21.1	6.0	0.8	-	100.0	T				
-	-	100.0	18.2	43.2	26.9	9.2	2.5	-	100.0	M	1A	647	TISSUS D'AMEUBLEMENT	
-	-	-	-	-	-	-	-	-	-	F				
-	-	-	-	-	-	-	-	-	-	T	1B			
-	-	-	-	-	-	-	-	-	-	M				
-	-	-	-	-	-	-	-	-	-	F	2			
-	-	-	-	-	-	-	-	-	-	T				
-	-	-	-	-	-	-	-	-	-	M				
-	-	-	-	-	56.0	-	-	-	100.0	F	3			
-	-	-	-	-	-	-	-	-	100.0	T				
-	-	-	-	-	53.3	21.8	-	-	100.0	M				
-	-	-	23.4	40.0	17.3	15.6	-	-	100.0	F	4			
-	-	16.0	34.8	33.3	13.1	-	-	-	100.0	T				
-	-	9.4	28.6	36.9	15.4	9.7	-	-	100.0	M				
-	-	15.7	19.9	36.7	16.1	-	-	-	100.0	F	5			
-	-	-	52.6	-	-	-	-	-	100.0	T				
-	-	-	17.4	30.3	30.9	13.5	-	-	100.0	M				
-	-	-	6.5	18.9	42.8	17.6	14.2	-	100.0	F	T			
-	-	-	15.8	38.4	31.6	12.1	-	-	100.0	T				
-	-	-	10.2	26.6	38.4	15.4	9.4	-	100.0	M				
-	-	-	-	-	28.4	66.7	-	-	100.0	F	1A	648/649		EQUIPEMENT DU FOYER
-	-	-	-	-	-	-	-	-	-	T				
-	-	-	-	-	27.8	67.0	-	-	100.0	M	1B			
-	-	-	-	-	19.4	77.0	-	-	100.0	F				
-	-	-	-	-	-	-	-	-	-	T				
-	-	-	-	8.4	20.1	76.1	-	-	100.0	M				
-	-	-	-	-	63.2	12.7	-	-	100.0	F	2			
-	-	-	-	-	41.3	-	-	-	100.0	T				
-	-	-	-	9.5	60.2	14.1	16.2	-	100.0	M				
-	-	-	-	20.9	58.1	16.7	4.1	-	100.0	F	3			
-	-	-	-	32.3	38.9	23.1	-	-	100.0	T				
-	-	-	-	24.6	51.8	18.8	3.5	-	100.0	M				
-	-	100.0	2.1	37.5	38.9	15.0	6.5	-	100.0	F	4			
-	-	100.0	9.1	61.5	23.7	4.1	1.6	-	100.0	T				
-	-	100.0	4.5	45.8	33.7	11.2	4.8	-	100.0	M				
-	-	100.0	9.8	34.1	35.1	16.5	4.6	-	100.0	F	5			
-	-	100.0	37.0	45.8	9.1	6.4	1.7	-	100.0	T				
-	-	100.0	16.8	37.1	28.3	13.9	3.8	-	100.0	M				
-	-	100.0	4.9	32.3	39.1	18.1	5.7	-	100.0	F	T			
-	-	100.0	17.7	52.6	20.5	7.2	2.0	-	100.0	T				
-	-	100.0	8.7	38.3	33.6	14.9	4.6	-	100.0	M				

TAB.D2

EMPLOYEES ACCORDING TO ACTIVITY, SEX,  
QUALIFICATION, AGE AND TYPE OF  
EMPLOYMENT

( % )

ACTIVITY	NACE	QUALIFICATION	SEX	TYPE OF EMPLOYMENT FULL-TIME				REGIME DE TRAVAIL TEMPS-PLEIN		TYPE OF EMPLOYMENT PART-TIME				
				< 21	21 - 29	30 - 44	45 - 54	>= 55	TOT. EWS.	< 21	21 - 29	30 - 44	45 - 54	
				AGE (COMPLETED YEARS)										
				(*)		(*)								
BOOKS, NEWSPRS., STATIONERY, OFFICE SUPPS.	653	1A	M	-	-	39.0	48.2	-	100.0	-	-	-	-	
			F	-	-	-	-	-	-	-	-	-	-	
			T	-	-	41.9	45.2	-	100.0	-	-	-	-	
			1B	M	-	-	44.7	47.0	-	100.0	-	-	-	-
				F	-	-	-	-	-	-	-	-	-	-
			2	M	-	10.9	43.2	49.1	-	100.0	-	-	-	-
				F	-	-	61.0	22.7	-	100.0	-	-	-	-
			3	M	-	12.6	57.3	25.3	4.8	100.0	-	-	-	-
				F	-	17.2	55.5	20.0	7.2	100.0	-	-	-	-
			4	M	4.0	36.2	39.0	17.0	3.9	100.0	-	-	-	-
				F	8.8	54.2	28.2	7.9	-	100.0	-	-	-	-
			5	M	6.4	45.3	33.5	12.4	2.3	100.0	-	-	-	-
				F	16.9	37.1	29.5	11.8	4.6	100.0	-	-	-	-
			T	M	33.9	40.9	15.8	9.1	-	100.0	-	-	-	-
				F	23.1	38.5	24.5	10.8	3.1	100.0	-	-	-	-
OTHER RETAIL DISTRIBUTION	654/655	1A	M	7.0	29.8	40.2	17.9	5.1	100.0	-	50.6	33.8	-	
			F	14.7	47.1	26.9	10.5	0.8	100.0	-	50.4	36.9	-	
			T	10.1	36.8	34.8	14.9	3.4	100.0	-	-	-	-	
			1B	M	-	-	42.1	38.7	19.2	100.0	-	-	-	-
				F	-	-	41.3	39.5	19.3	100.0	-	-	-	-
			2	M	-	8.6	56.5	25.1	9.8	100.0	-	-	-	-
				F	-	-	67.2	-	-	100.0	-	-	-	-
			3	M	-	8.2	57.5	25.0	9.2	100.0	-	-	-	-
				F	-	26.1	48.0	21.0	5.0	100.0	-	-	-	-
			4	M	2.7	31.2	41.9	18.5	5.7	100.0	-	-	-	-
				F	16.1	50.0	23.6	9.3	1.0	100.0	-	33.2	32.4	-
			5	M	7.6	38.1	35.2	15.1	4.0	100.0	-	31.5	31.2	-
				F	12.5	28.3	20.3	21.1	8.8	100.0	-	-	-	-
			T	M	35.6	37.5	18.0	7.5	-	100.0	-	-	-	-
				F	19.2	30.9	26.1	17.2	6.7	100.0	-	-	37.4	-
VARIOUS NON-FOOD PRODUCTS	656	1A	M	4.7	26.8	40.7	20.9	6.9	100.0	-	-	-	-	
			F	19.3	44.2	25.1	10.2	1.3	100.0	-	22.0	37.1	17.4	
			T	9.1	32.0	36.0	17.7	5.2	100.0	-	24.6	33.7	17.8	
			1B	M	-	-	-	52.9	-	100.0	-	-	-	-
				F	-	-	66.0	32.1	-	100.0	-	-	-	-
			2	M	-	9.3	65.2	32.9	-	100.0	-	-	-	-
				F	-	11.3	69.6	18.2	2.9	100.0	-	-	-	-
			3	M	-	9.6	61.3	26.7	-	100.0	-	-	-	-
				F	-	23.8	68.3	19.5	2.5	100.0	-	-	-	-
			4	M	1.3	18.8	53.6	18.8	3.6	100.0	-	-	-	-
				F	0.7	21.3	64.8	14.7	-	100.0	-	-	82.6	-
			5	M	2.1	29.9	59.2	16.8	2.0	100.0	-	-	82.6	-
				F	5.3	61.0	46.4	17.7	3.9	100.0	-	49.1	-	-
			T	M	4.5	52.9	29.7	3.8	0.2	100.0	1.5	51.1	44.7	2.6
				F	9.4	31.3	34.0	7.4	1.2	100.0	1.7	51.1	44.5	2.6
RETAIL TRADE	64/653- 656	1A	M	25.2	49.1	22.1	3.4	-	100.0	19.7	42.2	30.5	6.7	
			F	18.0	40.9	27.6	10.4	3.1	100.0	21.3	40.3	29.0	7.8	
			T	3.6	26.6	46.6	18.8	4.4	100.0	27.9	31.5	20.3	14.4	
			1B	M	8.5	56.0	30.7	4.6	0.2	100.0	5.2	48.8	42.3	3.4
				F	6.8	45.7	36.3	9.6	1.7	100.0	6.0	48.2	41.5	3.8
			2	M	-	-	34.1	56.3	9.6	100.0	-	-	-	-
				F	-	-	33.2	51.6	-	100.0	-	-	-	-
			3	M	-	-	34.0	56.0	10.0	100.0	-	-	-	-
				F	-	-	43.2	51.4	5.5	100.0	-	-	-	-
			4	M	-	-	45.8	47.4	-	100.0	-	-	-	-
				F	-	-	43.4	51.0	5.6	100.0	-	-	-	-
			5	M	10.8	62.4	19.7	7.1	-	100.0	-	-	-	-
				F	14.5	52.7	26.7	6.1	-	100.0	-	-	64.2	-
			T	M	11.4	60.9	20.8	6.9	-	100.0	-	-	-	-
				F	0.5	23.2	52.8	17.8	5.7	100.0	-	21.5	65.9	-
4	M	2.7	29.0	49.4	17.1	1.7	100.0	-	22.3	65.1	-			
	F	1.3	25.3	51.6	17.6	4.3	100.0	-	26.5	43.9	13.4			
5	M	3.1	32.8	42.3	16.6	5.2	100.0	7.5	51.4	42.9	3.1			
	F	9.0	57.8	27.4	5.2	0.7	100.0	2.1	48.6	42.9	3.9			
T	M	6.5	47.1	33.4	10.1	2.6	100.0	2.5	32.4	19.4	13.0			
	F	11.7	31.4	33.3	17.3	6.2	100.0	24.6	37.4	29.6	11.7			
5	M	30.5	43.0	19.0	6.5	1.0	100.0	18.2	26.4	32.4	11.9			
	F	19.3	36.1	27.6	13.0	4.1	100.0	18.5	26.6	32.4	14.3			
T	M	5.4	28.9	41.6	18.5	5.8	100.0	15.5	28.6	32.4	14.3			
	F	13.6	51.7	27.2	6.7	0.9	100.0	6.3	47.0	39.8	5.6			
T	M	9.3	39.7	34.7	12.8	3.4	100.0	7.4	44.9	38.9	6.7			

TAB.D2

SALARIES SELON L ACTIVITE, LE SEXE,  
LA QUALIFICATION, L AGE ET LE REGIME  
DE TRAVAIL

( % )

REGIME DE TRAVAIL TEMPS-PARTIEL		ALL TYPES OF EMPLOYMENT		ENS. DES REGIMES DE TRAVAIL		SEX E	QUALIFICATION	MACE	ACTIVITE
AGE (ANNEES REVOLUES)									
>= 55	(°)	TOT. ENS.	< 21	21 - 29	30 - 44				
-	-	-	-	-	39.0	48.2	-	-	100.0
-	-	-	-	-	41.9	45.2	-	-	100.0
-	-	-	-	-	44.7	47.0	-	-	100.0
-	-	-	-	-	43.2	49.1	-	-	100.0
-	-	-	-	11.8	60.3	22.4	-	-	100.0
-	-	-	-	-	36.0	-	-	-	100.0
-	-	-	-	13.3	56.9	25.1	4.8	-	100.0
-	-	-	-	17.0	56.0	19.8	7.2	-	100.0
-	-	-	-	28.0	46.2	22.3	-	-	100.0
-	-	-	-	20.1	53.3	20.5	5.6	-	100.0
-	-	-	4.0	36.4	38.9	16.8	3.9	-	100.0
-	100.0	-	8.8	54.4	28.2	7.8	-	-	100.0
-	100.0	-	6.4	45.6	33.5	12.2	2.3	-	100.0
-	-	-	16.9	37.1	29.5	11.8	4.7	-	100.0
-	100.0	-	32.4	41.0	16.5	9.7	-	-	100.0
-	100.0	-	22.8	38.6	24.6	11.0	3.1	-	100.0
-	-	-	6.9	29.9	40.2	17.8	5.1	-	100.0
-	100.0	-	14.4	47.2	27.0	10.5	0.8	-	100.0
-	100.0	-	10.0	37.0	34.8	14.8	3.3	-	100.0
-	-	-	-	-	42.1	38.7	19.2	-	100.0
-	-	-	-	-	41.3	38.5	19.3	-	100.0
-	-	-	-	-	49.8	43.5	-	-	100.0
-	-	-	-	-	51.4	42.5	-	-	100.0
-	-	-	-	8.6	56.4	25.2	9.8	-	100.0
-	-	-	-	-	67.2	-	-	-	100.0
-	-	-	-	8.2	57.4	25.2	9.2	-	100.0
-	-	-	-	26.2	48.0	20.9	4.9	-	100.0
-	-	-	-	35.7	43.7	18.1	-	-	100.0
-	-	-	-	28.2	47.1	20.3	4.2	-	100.0
-	100.0	-	2.8	31.2	41.8	18.4	5.9	-	100.0
-	100.0	-	16.3	49.5	23.9	9.4	1.0	-	100.0
-	100.0	-	7.8	38.0	35.1	15.1	4.1	-	100.0
-	100.0	-	12.4	28.3	29.3	20.9	9.1	-	100.0
-	100.0	-	34.5	36.1	19.1	8.3	-	-	100.0
-	100.0	-	18.9	30.6	26.3	17.2	7.0	-	100.0
-	100.0	-	4.7	26.8	40.6	20.9	7.1	-	100.0
-	100.0	-	19.2	43.5	25.5	10.4	1.4	-	100.0
11.0	-	100.0	9.1	31.9	36.0	17.7	5.3	-	100.0
-	-	-	-	-	58.4	-	-	-	100.0
-	-	-	-	-	66.0	52.9	-	-	100.0
-	-	-	-	-	32.1	-	-	-	100.0
-	-	-	-	-	65.2	32.9	-	-	100.0
-	-	-	-	9.3	69.7	18.2	2.9	-	100.0
-	-	-	-	11.3	61.3	26.7	-	-	100.0
-	-	-	-	9.6	68.4	18.5	2.5	-	100.0
-	-	-	-	23.8	53.9	18.8	3.6	-	100.0
-	100.0	-	1.2	18.4	65.6	14.4	-	-	100.0
-	100.0	-	0.7	21.1	59.7	16.6	2.0	-	100.0
-	100.0	-	2.1	30.1	46.3	3.6	3.9	-	100.0
-	100.0	-	4.7	59.5	32.0	3.6	0.2	-	100.0
-	100.0	-	4.1	52.7	35.3	6.8	1.0	-	100.0
-	100.0	-	10.2	31.1	33.6	18.7	6.4	-	100.0
-	100.0	-	24.3	47.9	23.5	3.9	0.4	-	100.0
-	100.0	-	18.4	40.9	27.7	10.1	2.9	-	100.0
-	100.0	-	3.9	26.7	46.3	18.7	4.4	-	100.0
-	100.0	-	8.0	54.9	32.4	4.4	0.2	-	100.0
0.4	-	100.0	6.7	46.0	36.8	9.0	1.6	-	100.0
-	-	-	-	-	34.2	56.2	9.6	-	100.0
-	-	-	-	-	32.1	49.9	-	-	100.0
-	-	-	-	-	34.0	55.8	10.2	-	100.0
-	-	-	-	-	43.0	51.6	5.4	-	100.0
-	-	-	-	-	45.5	48.1	-	-	100.0
-	100.0	-	-	-	43.2	51.3	5.5	-	100.0
-	100.0	-	-	10.8	62.4	19.7	7.1	-	100.0
-	100.0	-	-	14.5	53.3	26.3	5.9	-	100.0
-	100.0	-	-	11.4	60.9	20.8	6.9	-	100.0
-	100.0	-	0.5	23.2	52.8	17.8	5.7	-	100.0
-	100.0	-	2.6	28.8	48.8	17.0	1.7	-	100.0
-	100.0	-	1.2	25.2	51.7	17.5	4.2	-	100.0
6.6	-	100.0	3.2	32.7	42.3	16.5	5.2	-	100.0
-	100.0	-	8.3	57.2	28.9	5.0	0.7	-	100.0
1.1	-	100.0	6.2	47.2	34.4	9.7	2.5	-	100.0
10.5	-	100.0	12.0	31.4	33.1	17.2	6.3	-	100.0
3.1	-	100.0	29.2	42.5	20.1	7.0	1.2	-	100.0
4.6	-	100.0	19.3	36.1	27.6	12.9	4.1	-	100.0
8.3	-	100.0	5.5	28.8	41.5	18.4	5.8	-	100.0
1.3	-	100.0	12.9	51.2	28.4	6.6	0.9	-	100.0
2.1	-	100.0	9.2	40.0	34.9	12.5	3.4	-	100.0

TAB.D3

EMPLOYEES ACCORDING TO ACTIVITY, SEX, QUALIFICATION, LENGTH OF SERVICE IN ENTERPRISE AND TYPE OF EMPLOYMENT

(%)

ACTIVITY	NACE	QUALIFICATION	SEX	TYPE OF EMPLOYMENT				REGIME DE TRAVAIL			TYPE OF EMPLOYMENT						
				FULL-TIME				TEMPS-PLEIN			PART-TIME						
				LENGTH OF SERVICE IN ENTERPRISE													
				(COMPLETED YEARS)													
				< 2	2-4	5-9	10-19	>= 20	(*)	TOT. ENS.	< 2	2-4	5-9	10-19			
AGRIC. PRIMARY PROD., LIVE-STOCK, TEXT.	611	1A	M	-	-	-	46.1	31.7	-	100.0	-	-	-	-			
			F	-	-	-	-	-	-	-	-	-	-	-			
		1B	M	-	-	12.1	35.8	38.6	-	100.0	-	-	-	-			
			F	-	-	-	-	-	-	-	-	-	-	-			
		2	M	5.2	16.3	12.0	35.5	38.3	-	100.0	-	-	-	-			
			F	-	-	-	-	-	-	-	-	-	-	-			
	3	M	4.5	16.6	11.1	37.1	30.7	-	100.0	-	-	-	-				
		F	16.1	13.5	10.6	32.5	27.2	-	100.0	-	-	-	-				
	4	M	11.8	20.5	15.4	36.1	16.3	-	100.0	-	-	-	-				
		F	20.6	28.2	25.3	22.1	3.7	-	100.0	-	-	-	-				
	5	M	14.1	22.5	18.0	32.5	13.0	-	100.0	-	-	-	-				
		F	31.4	21.8	11.9	25.7	9.2	-	100.0	-	-	-	-				
	T	M	50.6	23.4	15.6	8.6	1.9	-	100.0	-	94.0	-	-				
		F	37.4	22.3	13.0	20.4	6.9	-	100.0	-	92.9	-	-				
	FUELS, ORES, INDUSTRIAL CHEMICALS	612	1A	M	21.5	19.8	12.8	30.5	15.4	-	100.0	-	-	-			
				F	38.6	24.1	18.4	14.1	4.8	-	100.0	-	94.6	-			
			1B	M	26.1	20.9	14.3	26.1	12.5	-	100.0	-	93.6	-	-		
				F	-	14.1	20.9	28.1	27.8	-	100.0	-	-	-	-		
2			M	-	14.0	20.9	28.5	27.6	-	100.0	-	-	-	-			
			F	13.3	20.4	26.1	23.9	16.4	-	100.0	-	-	-	-			
3		M	12.6	21.0	25.0	23.6	17.7	-	100.0	-	-	-	-				
		F	13.1	25.4	25.7	25.2	10.6	-	100.0	-	-	-	-				
4		M	19.6	15.2	17.3	25.6	22.2	-	100.0	-	-	-	-				
		F	13.9	24.1	24.7	25.3	12.0	-	100.0	-	-	-	-				
5		M	19.8	23.2	28.4	21.9	6.7	-	100.0	-	-	-	-				
		F	14.9	22.0	26.8	25.3	10.9	-	100.0	-	-	-	-				
T		M	18.4	22.8	27.9	22.9	7.9	-	100.0	-	-	-	-				
		F	20.0	22.1	27.3	23.6	7.0	-	100.0	-	-	-	-				
TIMBER, BUILDING MATERIALS		613	1A	M	25.0	29.6	26.6	16.5	2.3	-	100.0	-	-	-			
				F	21.3	24.1	27.1	21.7	5.8	-	100.0	-	-	-			
			1B	M	33.2	24.0	23.8	15.3	3.7	-	100.0	-	-	-			
				F	45.5	30.8	14.7	8.6	-	-	100.0	-	31.1	-			
	2		M	36.2	25.7	21.6	13.7	2.9	-	100.0	-	33.1	33.7	-			
			F	22.4	22.8	26.2	21.4	7.1	-	100.0	-	-	-	22.9			
	3	M	28.1	27.9	23.0	16.5	4.5	-	100.0	-	41.8	21.8	17.7				
		F	23.8	24.1	25.5	20.2	6.5	-	100.0	-	35.9	23.8	15.0				
	MACHINERY, EQUIPMENTS, VEHICLES	614	1A	M	-	-	-	15.6	-	-	100.0	-	-	-			
				F	-	-	-	29.1	11.5	-	100.0	-	-	-			
			1B	M	-	-	26.3	28.3	13.4	-	100.0	-	-	-			
				F	-	-	-	39.4	7.3	-	100.0	-	-	-			
			2	M	17.9	22.2	13.1	39.4	7.3	-	100.0	-	-	-			
				F	-	-	-	-	-	-	100.0	-	-	-			
		3	M	16.3	20.4	15.8	40.6	6.8	-	100.0	-	-	-				
			F	28.4	21.9	25.5	17.5	6.8	-	100.0	-	-	-				
		4	M	15.8	14.6	32.0	23.7	13.9	-	100.0	-	-	-				
			F	25.6	20.3	26.9	18.9	8.4	-	100.0	-	-	-				
5		M	31.9	22.6	19.2	19.7	6.5	-	100.0	-	-	-					
		F	34.1	27.7	20.4	16.0	1.8	-	100.0	-	-	-					
T		M	32.5	23.8	19.5	18.8	5.4	-	100.0	-	-	-					
		F	36.6	23.9	23.0	13.2	3.3	-	100.0	-	-	-					
MACHINERY, EQUIPMENTS, VEHICLES		614	1A	M	52.6	28.1	11.2	8.0	-	100.0	-	-	-	-			
				F	39.0	24.5	21.2	12.4	2.8	-	100.0	-	59.9	-			
			1B	M	32.3	22.9	21.4	18.0	5.3	-	100.0	-	61.6	-			
				F	36.3	25.1	19.6	15.5	3.6	-	100.0	-	47.4	-			
	2		M	33.1	23.3	21.1	17.5	5.0	-	100.0	-	53.4	28.3	15.5			
			F	-	20.8	28.8	35.5	-	-	100.0	-	-	-	-			
	3	M	-	-	19.7	35.8	9.2	-	100.0	-	-	-	-				
		F	19.0	22.9	26.0	26.2	5.9	-	100.0	-	-	-	-				
	4	M	17.8	22.8	24.3	29.0	6.1	-	100.0	-	-	-	-				
		F	15.1	26.1	24.7	26.2	7.9	-	100.0	-	-	-	-				
	5	M	14.7	26.6	24.2	25.9	8.6	-	100.0	-	-	-	-				
		F	28.5	26.9	21.1	19.1	4.4	-	100.0	-	-	-	-				
	T	M	13.8	24.5	23.2	26.3	12.2	-	100.0	-	-	-	-				
		F	24.9	26.3	21.6	20.8	6.3	-	100.0	-	-	-	-				
	T	M	27.5	27.2	24.0	17.2	4.1	-	100.0	-	-	-	-				
		F	29.5	30.0	22.8	15.1	2.5	-	100.0	-	-	-	-				
		M	28.3	28.2	23.6	16.5	3.5	-	100.0	-	-	-	-				
		F	40.9	26.6	18.8	11.9	1.7	-	100.0	-	-	-	-				
M		53.0	28.5	11.4	6.0	-	-	100.0	-	-	-	-					
F		44.7	27.2	16.5	10.1	1.5	-	100.0	-	-	-	-					
T	M	28.9	26.6	22.4	18.0	4.1	-	100.0	-	-	-	-					
	F	32.7	28.6	19.5	15.1	4.1	-	100.0	-	34.6	28.1	-					
	M	30.0	27.2	21.6	17.2	4.1	-	100.0	-	30.3	24.8	19.3					
	F	-	-	-	-	-	-	-	-	-	-	-					
	M	-	-	-	-	-	-	-	-	-	-	-					
	F	-	-	-	-	-	-	-	-	-	-	-					

TAB.D3

SALARIES SELON L ACTIVITE, LE SEXE,  
LA QUALIFICATION, L ANCIENNETE DANS  
L ENTREPRISE ET LE REGIME DE TRAVAIL

(%)

REGIME DE TRAVAIL TEMPS-PARTIEL		ALL TYPES OF EMPLOYMENT				EMS. DES REGIMES DE TRAVAIL				SEXE	QUALIFICATION	NACE	ACTIVITE
>= 20	(*)	TOG. ENS.	< 2	2 - 4	5 - 9	10 - 19	>= 20	(*)	TOG. ENS.				
ANCIENNETE DANS L ENTREPRISE (ANNEES REVOLUES)										M F T	1A	611	MAT. PREM. AGR., ANIMAUX, TEXTILES
						46.1	31.7		100.0				
						46.2	31.4		100.0				
					12.1	35.8	38.6		100.0				
			5.2	16.3	12.0	35.5	38.3		100.0				
					12.8	35.3	30.5		100.0				
			4.5	16.6	11.1	37.1	30.7		100.0				
			16.1	13.5	10.6	32.5	27.2		100.0				
				14.8	24.4	17.9	26.9		100.0				
			16.1	13.8	13.1	28.9	27.2		100.0				
			11.8	20.5	15.4	36.1	16.3		100.0				
			22.2	27.7	24.8	21.7	3.7		100.0				
			14.6	22.4	17.9	32.3	12.9		100.0				
100.0		100.0	31.5	21.8	11.9	25.7	9.1		100.0				
100.0		100.0	54.4	21.6	14.5	7.9	1.7		100.0				
100.0		100.0	39.1	21.7	12.7	19.8	6.7		100.0				
100.0		100.0	21.6	19.8	12.8	30.5	15.4		100.0				
100.0		100.0	42.1	22.8	17.4	13.3	4.5		100.0				
100.0		100.0	27.3	20.6	14.1	25.7	12.3		100.0				
				14.0	20.8	28.8	27.5		100.0				
				13.9	20.7	29.1	27.4		100.0				
			13.2	20.3	26.0	24.0	16.5		100.0				
			12.5	20.7	24.7	23.8	18.3		100.0				
			13.0	25.4	25.7	25.1	10.8		100.0				
			20.9	14.6	16.6	26.7	21.2		100.0				
			14.1	23.9	24.5	25.3	12.2		100.0				
			19.8	23.1	28.3	22.0	6.7		100.0				
100.0		100.0	16.6	21.6	26.1	25.1	10.6		100.0				
100.0		100.0	18.8	22.7	27.6	23.0	7.9		100.0				
100.0		100.0	20.0	22.1	27.3	23.6	7.0		100.0				
100.0		100.0	25.2	29.5	26.6	16.4	2.3		100.0				
100.0		100.0	21.3	24.1	27.1	21.7	5.7		100.0				
100.0		100.0	33.2	24.1	23.6	15.3	3.8		100.0				
100.0		100.0	44.8	30.9	15.1	8.5			100.0				
100.0		100.0	36.1	25.8	21.5	13.6	3.0		100.0				
100.0		100.0	22.4	22.8	26.2	21.4	7.2		100.0				
100.0		100.0	28.4	27.8	22.8	16.4	4.5		100.0				
100.0		100.0	23.9	24.1	25.3	20.1	6.5		100.0				
						15.6			100.0				
					26.2	28.9	11.4		100.0				
					27.8	28.2	13.4		100.0				
			17.9	22.2	13.1	39.4	7.3		100.0				
			16.3	20.4	15.8	40.6	6.8		100.0				
			28.2	21.8	25.3	17.8	6.8		100.0				
			18.9	13.4	33.3	21.7	12.7		100.0				
			26.0	19.8	27.3	18.8	8.2		100.0				
			32.2	22.9	19.0	19.5	6.5		100.0				
			34.3	27.7	20.6	15.7	1.8		100.0				
100.0		100.0	32.7	24.1	19.4	18.6	5.3		100.0				
100.0		100.0	36.9	23.7	23.0	13.1	3.3		100.0				
100.0		100.0	52.2	29.2	11.0	7.5			100.0				
100.0		100.0	39.4	24.6	21.0	12.2	2.8		100.0				
100.0		100.0	32.6	23.0	21.3	17.9	5.3		100.0				
100.0		100.0	36.8	25.2	19.8	14.8	3.4		100.0				
100.0		100.0	33.4	23.4	21.0	17.3	4.8		100.0				
				20.8	28.8	35.5			100.0				
				19.7	28.2	35.8	9.2		100.0				
			19.0	22.9	26.0	26.2	5.9		100.0				
				17.8	22.8	24.3	29.0	6.1	100.0				
				15.0	26.2	24.7	26.2	7.9	100.0				
				32.5	18.7	22.5	13.1		100.0				
			14.8	27.0	24.0	25.7	8.5		100.0				
			28.4	26.9	21.1	19.3	4.4		100.0				
			15.0	24.2	22.9	26.1	11.8		100.0				
100.0		100.0	25.1	26.2	21.5	20.9	6.2		100.0				
100.0		100.0	27.5	27.1	24.0	17.3	4.0		100.0				
100.0		100.0	28.4	30.0	22.8	15.3	2.5		100.0				
100.0		100.0	40.7	28.2	23.6	16.6	3.5		100.0				
100.0		100.0	42.7	26.6	18.9	12.0	1.8		100.0				
100.0		100.0	52.5	28.5	11.8	6.2			100.0				
100.0		100.0	44.5	27.2	16.6	10.2	1.5		100.0				
100.0		100.0	28.9	26.5	22.4	18.1	4.1		100.0				
100.0		100.0	32.7	28.6	19.4	15.2	4.0		100.0				
100.0		100.0	30.0	27.1	21.5	17.2	4.1		100.0				

TAB.D3

EMPLOYEES ACCORDING TO ACTIVITY, SEX, QUALIFICATION, LENGTH OF SERVICE IN ENTERPRISE AND TYPE OF EMPLOYMENT

(2)

ACTIVITY	NACE	QUALIFICATION	SEX	TYPE OF EMPLOYMENT						REGIME DE TRAVAIL		TYPE OF EMPLOYMENT						
				FULL-TIME						TEMPS-PLEIN		PART-TIME						
				LENGTH OF SERVICE IN ENTERPRISE														
				(COMPLETED YEARS)														
		< 2	2-4	5-9	10-19	>= 20	TOT. ENS.	(*)		< 2	2-4	5-9	10-19					
FURNITURE, HSEHD. GOODS, HARDWARE	615	1A	M	27.2	17.6	29.5	-	-	-	100.0	-	-	-	-				
			F	-	-	-	-	-	-	-	-	-	-	-				
			T	28.9	16.8	28.8	-	-	-	100.0	-	-	-	-	-			
			1B	M	10.9	14.2	24.7	34.5	-	-	100.0	-	-	-	-	-		
				F	-	-	-	-	-	-	-	-	-	-	-	-		
			2	M	10.9	14.9	24.5	34.4	15.3	-	100.0	-	-	-	-	-		
				F	20.7	19.4	17.9	28.9	13.1	-	100.0	-	-	-	-	-		
			3	M	25.7	-	-	37.5	-	-	100.0	-	-	-	-	-		
				F	21.3	17.8	18.1	30.0	12.9	-	100.0	-	-	-	-	-		
			4	M	22.2	25.4	19.7	21.4	11.3	-	100.0	-	-	-	-	-		
				F	28.4	26.7	17.7	22.7	4.5	-	100.0	-	-	-	-	-		
			5	M	23.8	25.7	19.2	21.7	9.6	-	100.0	-	-	-	-	-		
				F	27.9	23.3	22.7	21.9	4.3	-	100.0	-	-	-	-	-		
			T	M	26.2	32.4	24.4	15.4	1.5	-	100.0	-	-	-	-	-		
				F	27.3	26.4	23.3	19.6	3.3	-	100.0	-	-	-	-	-		
			TEXTILES, CLOTHING, FOOTWR., LEATHERWARE	616	1A	M	30.2	26.0	24.3	16.8	2.7	-	100.0	-	-	-	-	
						F	48.4	29.0	14.6	7.2	-	-	100.0	-	-	-	-	
						T	35.3	26.9	21.6	14.1	2.1	-	100.0	38.2	-	-	-	
						1B	M	27.1	24.1	22.7	20.6	5.5	-	100.0	-	-	-	-
							F	34.4	30.7	20.0	13.8	1.8	-	100.0	26.4	-	39.3	-
						2	M	29.2	25.8	21.9	18.6	4.4	-	100.0	-	-	-	-
F	19.5	35.6					16.4	24.2	-	-	100.0	27.2	42.5	26.9	-			
3	M	18.5				-	-	-	-	-	100.0	-	-	-	-			
	F	18.5				35.6	16.4	24.2	-	-	100.0	-	-	-	-			
4	M	18.5				35.6	16.4	24.2	-	-	100.0	-	-	-	-			
	F	18.5				35.6	16.4	24.2	-	-	100.0	-	-	-	-			
FOOD, DRINK, TOBACCO	617	1A				M	28.6	15.3	18.1	25.3	12.7	-	100.0	-	-	-	-	
						F	23.1	17.3	24.7	27.0	7.9	-	100.0	-	-	-	-	
						T	29.6	21.9	25.6	17.0	-	-	100.0	-	-	-	-	
						1B	M	24.6	18.4	24.9	24.7	7.4	-	100.0	-	-	-	-
							F	16.5	20.8	18.3	26.8	17.6	-	100.0	-	-	-	-
						2	M	15.2	20.3	26.4	22.4	15.8	-	100.0	-	-	-	-
							F	16.0	20.7	21.0	25.3	17.0	-	100.0	-	-	-	-
						3	M	18.6	26.4	24.9	23.9	6.1	-	100.0	-	-	-	-
							F	18.5	32.8	29.7	15.6	3.4	-	100.0	31.3	44.3	-	-
						4	M	18.6	29.7	27.4	19.7	4.3	-	100.0	30.1	45.7	-	-
			F	33.9	29.9		17.0	14.0	5.2	-	100.0	62.8	-	-	-			
			5	M	40.7	34.3	16.9	7.0	1.0	-	100.0	78.6	-	-	-			
				F	37.1	32.0	17.0	10.7	3.2	-	100.0	74.7	-	9.3	-			
			T	M	22.9	25.6	21.6	22.0	7.8	-	100.0	42.4	29.8	-	-			
				F	24.4	31.8	25.8	14.0	4.0	-	100.0	58.2	24.3	13.5	-			
			TOBACCO PRODUCTS	617.6	1A	M	23.6	28.5	23.5	18.3	6.1	-	100.0	53.9	25.8	11.9	7.2	
						F	18.3	-	23.4	22.7	14.6	-	100.0	-	-	-	-	
						T	19.5	-	22.5	21.8	16.1	-	100.0	-	-	-	-	
						1B	M	23.3	26.0	19.8	18.1	-	-	100.0	-	-	-	-
							F	-	-	-	-	-	-	-	-	-	-	-
						2	M	23.1	26.5	18.8	19.0	12.6	-	100.0	-	-	-	-
F	21.3	24.4					21.2	17.9	15.2	-	100.0	-	-	-	-			
3	M	20.7				25.0	21.1	18.0	15.2	-	100.0	-	-	-	-			
	F	19.7				28.1	24.5	18.5	9.1	-	100.0	-	-	-	-			
4	M	18.1				26.1	24.1	23.9	7.9	-	100.0	-	-	-	-			
	F	19.4				27.7	24.4	19.5	8.9	-	100.0	-	-	-	-			
5	M	30.3				30.8	20.6	13.5	4.9	-	100.0	42.8	-	-	-			
	F	39.1				30.5	19.0	9.6	1.8	-	100.0	48.7	19.5	16.7	15.1			
T	M	33.4				30.7	20.0	12.2	3.8	-	100.0	46.2	19.8	18.4	14.5			
	F	37.1				28.5	17.9	13.7	2.9	-	100.0	57.2	27.5	-	-			
TOBACCO PRODUCTS	617.6	1A				M	61.9	23.6	9.8	4.2	0.5	-	100.0	76.7	15.9	5.3	-	
						F	47.4	26.5	14.5	9.7	1.9	-	100.0	74.4	17.3	5.8	-	
						T	31.6	29.1	19.9	14.4	5.0	-	100.0	42.9	20.9	13.3	-	
						1B	M	51.2	26.2	13.9	7.2	1.5	-	100.0	69.3	15.8	8.6	6.1
							F	38.5	28.1	17.7	11.9	3.8	-	100.0	63.7	16.9	9.6	8.8
						2	M	-	-	-	-	-	-	-	-	-	-	-
			F	-	-		-	-	-	-	-	-	-	-	-			
			3	M	-	-	-	-	-	-	-	-	-	-	-			
				F	-	-	-	-	-	-	-	-	-	-	-			
			4	M	-	-	-	-	-	-	-	-	-	-	-			
				F	-	-	-	-	-	-	-	-	-	-	-			
			5	M	-	-	-	-	-	-	-	-	-	-	-			
				F	-	-	-	-	-	-	-	-	-	-	-			
			T	M	-	-	-	-	-	-	-	-	-	-	-			
				F	-	-	-	-	-	-	-	-	-	-	-			



SALARIES SELON L ACTIVITE, LE SEXE, LA QUALIFICATION, L ANCIENNETE DANS L ENTREPRISE ET LE REGIME DE TRAVAIL

(%)

REGIME DE TRAVAIL TEMPS-PARTIEL		ALL TYPES OF EMPLOYMENT					ENS. DES REGIMES DE TRAVAIL		SEX E	Q U A L I F I C A T I O N	NACE	ACTIVITE		
ANCIENNETE DANS L ENTREPRISE (ANNEES REVOLUES)														
>= 20	(%)	TOT. ENS.	< 2	2 4	5 9	10 19	>= 20	(%)	TOT. ENS.					
-	-	-	27.2	17.6	29.5	-	-	-	100.0	M	1A	615	MEUBLES, ART. MENAGERS QUINCAILLERIE	
-	-	-	29.9	16.8	28.8	-	-	-	100.0	F	1A	615		
-	-	-	10.9	14.2	24.7	34.5	-	-	100.0	T	1B	615		
-	-	-	10.9	14.9	24.5	34.4	15.3	-	100.0	M	2	615		
-	-	-	21.0	19.3	17.8	28.8	13.0	-	100.0	F	2	615		
-	-	-	24.4	-	-	35.7	-	-	100.0	T	2	615		
-	-	-	21.5	17.6	18.5	28.7	12.8	-	100.0	M	3	615		
-	-	-	22.2	25.3	19.8	21.3	11.3	-	100.0	F	3	615		
-	-	-	28.4	26.7	17.7	22.7	4.5	-	100.0	T	3	615		
-	-	-	23.8	25.7	19.3	21.7	9.6	-	100.0	M	4	615		
-	-	-	27.7	23.8	22.5	21.7	4.3	-	100.0	F	4	615		
-	-	100.0	26.2	32.4	24.6	15.4	1.5	-	100.0	T	4	615		
-	-	100.0	27.2	26.8	23.2	19.5	3.3	-	100.0	M	5	615		
-	-	-	30.4	26.1	24.2	16.7	2.7	-	100.0	F	5	615		
-	-	100.0	47.8	29.1	15.4	7.1	-	-	100.0	T	5	615		
-	-	100.0	35.4	26.9	21.7	13.9	2.1	-	100.0	M	T	615		
-	-	100.0	27.1	24.3	22.6	20.5	5.5	-	100.0	F	T	615		
-	-	100.0	34.3	30.0	20.4	13.6	1.7	-	100.0	T	T	615		
-	-	100.0	29.2	26.0	22.0	18.5	4.4	-	100.0	M	1A	616		TEXTILE, HABILLEMENT, CHAUSSURES
-	-	-	19.5	35.6	16.4	24.2	-	-	100.0	F	1A	616		
-	-	-	19.5	35.6	16.4	24.2	-	-	100.0	T	1A	616		
-	-	-	31.9	13.5	17.4	26.2	11.0	-	100.0	M	1B	616		
-	-	-	-	-	-	-	-	-	100.0	F	1B	616		
-	-	-	28.1	15.0	17.8	26.6	12.5	-	100.0	T	2	616		
-	-	-	23.1	17.3	24.7	27.0	7.9	-	100.0	M	2	616		
-	-	-	29.6	21.9	25.6	17.0	-	-	100.0	F	2	616		
-	-	-	24.6	18.4	24.9	24.7	7.4	-	100.0	T	3	616		
-	-	-	16.5	20.7	18.3	26.9	17.5	-	100.0	M	3	616		
-	-	-	15.2	20.3	26.4	22.4	15.8	-	100.0	F	3	616		
-	-	-	16.1	20.6	21.0	25.4	16.9	-	100.0	T	4	616		
-	-	100.0	18.7	26.5	24.8	23.8	6.2	-	100.0	M	4	616		
-	-	100.0	18.7	33.0	29.5	15.4	3.4	-	100.0	F	4	616		
-	-	100.0	18.7	29.9	27.2	19.5	4.7	-	100.0	T	5	616		
-	-	100.0	34.4	29.9	16.9	13.8	5.1	-	100.0	M	5	616		
-	-	100.0	42.6	33.1	16.6	6.8	1.0	-	100.0	F	5	616		
-	-	100.0	38.3	31.4	16.7	10.5	3.1	-	100.0	T	T	616		
-	-	100.0	23.0	25.7	21.5	22.0	7.8	-	100.0	M	T	616		
-	-	100.0	25.2	31.6	25.5	13.7	3.9	-	100.0	F	T	616		
-	-	100.0	24.0	28.4	23.4	18.2	6.0	-	100.0	T	T	616		
-	-	-	18.8	-	23.2	22.4	14.9	-	100.0	M	1A	617	PRODUITS ALIM., BOISSONS, TABAC	
-	-	-	21.4	-	21.8	21.2	16.1	-	100.0	F	1A	617		
-	-	-	23.2	25.9	19.7	18.0	13.1	-	100.0	T	1B	617		
-	-	-	23.0	26.4	18.8	18.9	12.9	-	100.0	M	2	617		
-	-	-	21.0	23.8	20.6	19.8	14.8	-	100.0	F	2	617		
-	-	-	-	27.8	19.4	18.1	-	-	100.0	T	2	617		
-	-	-	20.6	24.3	20.5	19.6	15.1	-	100.0	M	3	617		
-	-	-	19.6	27.9	24.3	19.1	9.1	-	100.0	F	3	617		
-	-	-	18.8	24.0	24.9	25.1	7.1	-	100.0	T	3	617		
-	-	100.0	19.5	27.2	24.5	20.2	8.7	-	100.0	M	4	617		
-	-	100.0	30.5	30.6	20.6	13.5	4.8	-	100.0	F	4	617		
-	-	100.0	39.5	30.0	18.9	9.8	1.7	-	100.0	T	4	617		
-	-	100.0	33.7	30.4	20.0	12.2	3.7	-	100.0	M	5	617		
-	-	100.0	37.3	28.5	17.8	13.5	2.9	-	100.0	F	5	617		
-	-	100.0	63.5	22.8	9.3	4.0	0.5	-	100.0	T	5	617		
-	-	100.0	48.8	25.0	14.0	9.3	1.8	-	100.0	M	T	617		
-	-	100.0	31.8	28.9	18.8	14.5	5.0	-	100.0	F	T	617		
-	-	100.0	52.7	25.4	13.4	7.1	1.4	-	100.0	T	T	617		
-	-	100.0	39.5	27.6	17.4	11.8	3.7	-	100.0	M	1A	617.6		PRODUITS DU TABAC
-	-	-	-	-	-	-	-	-	-	F	1A	617.6		
-	-	-	-	-	-	-	-	-	-	T	1A	617.6		
-	-	-	-	-	-	-	-	-	-	M	1B	617.6		
-	-	-	-	-	-	-	-	-	-	F	1B	617.6		
-	-	-	-	-	-	-	-	-	-	T	2	617.6		
-	-	-	-	-	-	-	-	-	-	M	2	617.6		
-	-	-	-	-	-	-	-	-	-	F	2	617.6		
-	-	-	-	-	-	-	-	-	-	T	3	617.6		
-	-	-	-	-	-	-	-	-	-	M	3	617.6		

TAB.D3

EMPLOYEES ACCORDING TO ACTIVITY, SEX, QUALIFICATION, LENGTH OF SERVICE IN ENTERPRISE AND TYPE OF EMPLOYMENT

(%)

ACTIVITY	NACE	QUALIFICATION	SEX	TYPE OF EMPLOYMENT		REGIME DE TRAVAIL		TYPE OF EMPLOYMENT							
				FULL-TIME		TEMPS-PLEIN		PART-TIME							
				LENGTH OF SERVICE IN ENTERPRISE (COMPLETED YEARS)											
				< 2	2-4	5-9	10-19	>= 20	(*)	TOT. ENS.	< 2	2-4	5-9	10-19	
PHARMACEUTICAL, MEDICAL GDS., CLEANING MAT.	618	1A	M	-	14.3	-	46.0	-	-	100.0	-	-	-	-	
			F	-	-	-	-	-	-	-	-	-	-	-	
		1B	M	8.2	40.5	10.7	23.6	16.9	-	-	100.0	-	-	-	-
			F	-	-	-	-	-	-	-	100.0	-	-	-	-
		2	M	9.4	38.4	12.1	22.6	17.5	-	-	100.0	-	-	-	-
			F	19.5	23.7	23.4	22.4	10.9	-	-	100.0	-	-	-	-
		3	M	16.8	22.9	23.3	23.9	13.2	-	-	100.0	-	-	-	-
			F	16.6	17.3	16.2	33.5	16.4	-	-	100.0	-	-	-	-
		4	M	17.7	16.7	19.7	26.0	19.9	-	-	100.0	-	-	-	-
			F	16.9	17.1	17.4	31.1	17.6	-	-	100.0	-	-	-	-
5	M	14.8	29.2	21.3	27.3	7.4	-	-	100.0	-	-	-	-		
	F	23.0	30.3	20.9	20.7	5.1	-	-	100.0	-	35.1	-	-		
T	M	18.9	29.8	21.1	24.0	6.2	-	-	100.0	-	32.6	-	-		
	F	38.6	30.4	14.9	12.3	3.8	-	-	100.0	-	-	-	-		
PHARMACEUTICALS	618.1	1A	M	35.8	33.1	18.9	8.6	3.6	-	100.0	21.9	46.0	-	-	
			F	37.4	31.6	16.7	10.7	3.7	-	100.0	24.9	48.8	-	-	
		1B	M	27.5	28.6	17.3	19.8	6.8	-	100.0	37.5	-	-	-	
			F	29.4	30.8	19.8	14.6	5.5	-	100.0	16.9	35.5	27.4	19.9	
		2	M	28.3	28.6	18.4	17.5	6.2	-	100.0	21.8	38.4	24.1	15.4	
			F	-	-	-	-	-	-	100.0	-	-	-	-	
		3	M	-	-	-	-	-	-	100.0	-	-	-	-	
			F	-	-	-	-	-	-	100.0	-	-	-	-	
		4	M	-	-	-	-	-	-	100.0	-	-	-	-	
			F	-	-	-	-	-	-	100.0	-	-	-	-	
5	M	17.3	-	-	42.2	27.4	-	100.0	-	-	-	-			
	F	16.0	14.6	-	35.4	24.1	-	100.0	-	-	-	-			
T	M	15.8	15.7	11.8	27.3	23.8	-	100.0	-	-	-	-			
	F	18.8	29.3	20.6	31.3	8.1	-	100.0	-	-	-	-			
OTHER WHOLESALE DISTRIBUTION	619	1A	M	21.4	32.3	14.9	23.5	7.8	-	100.0	-	-	-	-	
			F	15.5	30.6	18.0	27.8	8.0	-	100.0	-	-	-	-	
		1B	M	38.1	30.2	14.6	12.8	4.3	-	100.0	-	-	-	-	
			F	33.1	32.5	19.9	9.5	-	-	100.0	-	-	-	-	
		2	M	36.1	31.1	16.8	11.5	4.5	-	100.0	-	55.9	-	-	
			F	27.3	28.8	15.3	20.8	7.7	-	100.0	-	-	-	-	
		3	M	27.9	31.2	18.2	15.4	7.3	-	100.0	-	-	-	-	
			F	27.5	29.8	18.5	18.7	7.5	-	100.0	15.8	40.4	30.9	26.7	
		4	M	16.8	22.8	21.2	29.5	10.7	-	100.0	-	-	-	-	
			F	16.7	21.7	20.2	31.3	10.1	-	100.0	-	-	-	-	
5	M	20.1	21.7	22.8	26.2	9.2	-	100.0	-	-	-	-			
	F	20.2	21.7	22.8	26.3	9.0	-	100.0	-	-	-	-			
T	M	22.3	24.8	25.3	20.1	7.5	-	100.0	-	-	-	-			
	F	29.7	22.0	30.2	-	-	-	100.0	-	-	-	-			
4	M	20.6	25.5	24.9	21.4	7.6	-	100.0	-	-	-	-			
	F	22.2	29.3	21.5	18.9	8.2	-	100.0	-	-	-	-			
5	M	16.6	25.5	28.6	20.2	9.1	-	100.0	-	-	-	-			
	F	20.7	28.3	23.4	19.2	8.4	-	100.0	-	-	-	-			
T	M	26.2	28.7	24.2	16.0	4.8	-	100.0	-	-	-	-			
	F	26.3	32.3	23.8	14.5	3.0	-	100.0	-	47.4	-	-			
6	M	26.2	30.4	24.0	15.3	4.1	-	100.0	-	25.9	46.1	-	-		
	F	34.6	29.0	16.9	15.8	3.7	-	100.0	-	67.2	-	-			
7	M	43.9	25.7	18.0	11.3	-	-	100.0	-	50.6	37.9	-	-		
	F	38.2	27.7	17.3	14.1	2.7	-	100.0	-	37.1	51.6	-	-		
T	M	27.3	28.1	21.4	17.6	5.7	-	100.0	-	31.9	53.3	-	-		
	F	30.9	29.1	22.2	14.6	3.2	-	100.0	-	40.1	41.3	-	11.1		
8	M	28.6	28.5	21.7	16.5	4.7	-	100.0	-	36.9	46.0	8.4	6.7		
	F	-	-	-	-	-	-	100.0	-	-	-	-	-		
9	M	-	-	-	-	-	-	100.0	-	-	-	-	-		
	F	-	-	-	-	-	-	100.0	-	-	-	-	-		
10	M	-	-	-	-	-	-	100.0	-	-	-	-	-		
	F	-	-	-	-	-	-	100.0	-	-	-	-	-		
11	M	-	-	-	-	-	-	100.0	-	-	-	-	-		
	F	-	-	-	-	-	-	100.0	-	-	-	-	-		
12	M	-	-	-	-	-	-	100.0	-	-	-	-	-		
	F	-	-	-	-	-	-	100.0	-	-	-	-	-		
13	M	-	-	-	-	-	-	100.0	-	-	-	-	-		
	F	-	-	-	-	-	-	100.0	-	-	-	-	-		
14	M	-	-	-	-	-	-	100.0	-	-	-	-	-		
	F	-	-	-	-	-	-	100.0	-	-	-	-	-		
15	M	23.1	25.2	23.1	21.7	-	-	100.0	-	-	-	-	-		
	F	29.1	26.1	17.1	22.3	-	-	100.0	-	-	-	-	-		
16	M	35.9	-	-	-	-	-	100.0	-	-	-	-	-		
	F	32.3	22.7	21.1	20.4	-	-	100.0	-	-	-	-	-		
17	M	29.3	23.3	18.8	22.3	-	-	100.0	-	-	-	-	-		
	F	28.6	21.2	24.9	20.9	-	-	100.0	-	-	-	-	-		
18	M	29.0	22.2	21.9	21.6	5.3	-	100.0	-	-	-	-	-		
	F	-	-	-	-	-	-	100.0	-	-	-	-	-		

TAB.D3

SALARIES SELON L ACTIVITE, LE SEXE,  
LA QUALIFICATION, L ANCIENNETE DANS  
L ENTREPRISE ET LE REGIME DE TRAVAIL

(%)

REGIME DE TRAVAIL TEMPS-PARTIEL		ALL TYPES OF EMPLOYMENT				ENS. DES REGIMES DE TRAVAIL			S E X E	Q U A L I F I C A T I O N	NACE	ACTIVITE		
>= 20	(°)	TOT. ENS.	< 2	2 4	5 9	10 19	>= 20	(°)					TOT. ENS.	
			18.9	13.3		42.8			100.0	M	1A	618	PR. PHARM., MEDICAUX, D ENTRETIEN	
			17.2	14.1	17.2	42.2			100.0	F				
			8.2	40.4	10.7	23.5	17.1		100.0	T	1B			
									100.0	M				
			9.4	38.3	12.0	22.5	17.7		100.0	F	2			
			19.7	23.4	24.0	22.1	10.8		100.0	T				
				18.0		32.0			100.0	M				
			16.9	22.6	23.8	23.6	13.0		100.0	F	3			
			16.3	18.3	16.0	33.1	16.2		100.0	T				
100.0			16.5	17.7	22.7	27.2	15.9		100.0	M				
100.0			16.4	18.1	18.5	30.9	16.1		100.0	F	4			
			15.1	29.1	21.3	27.2	7.3		100.0	T				
100.0			22.8	30.4	21.2	20.6	4.9		100.0	M				
100.0			19.0	29.8	21.2	23.8	6.1		100.0	F	5			
100.0			38.5	30.8	14.9	12.2	3.7		100.0	T				
100.0			35.3	33.5	18.9	8.8	3.5		100.0	M				
100.0			37.1	32.0	16.7	10.6	3.6		100.0	F	T			
100.0			27.6	28.8	17.3	18.6	6.7		100.0	T				
100.0			28.8	31.0	20.1	14.8	5.2		100.0	M				
100.0			28.2	29.8	18.5	17.5	6.0		100.0	F	1A	618.1		PRODUITS PHARM.
									100.0	T				
									100.0	M	1B			
									100.0	F				
							24.7		100.0	T	2			
				16.9		41.3	26.8		100.0	M				
				16.6		34.6	23.6		100.0	F	3			
100.0			15.6	18.8	21.7	28.1	17.5		100.0	T				
100.0			14.8	17.5	14.8	31.0	21.0		100.0	M	4			
			11.2	29.2	20.5	31.1	8.1		100.0	F				
100.0			20.9	32.3	15.8	23.4	7.5		100.0	T	5			
100.0			15.6	30.6	18.3	27.6	7.8		100.0	M				
			37.9	30.6	14.6	12.6	4.2		100.0	F	5			
			32.3	33.2	20.0	9.7			100.0	T				
100.0			35.6	31.7	16.8	11.4	4.4		100.0	M				
100.0			27.3	29.1	15.3	20.6	7.6		100.0	F	T			
100.0			26.9	31.5	18.9	15.8	6.9		100.0	T				
100.0			27.1	30.1	16.8	18.6	7.3		100.0	M				
			15.8	22.8	21.2	29.5	10.7		100.0	F	1A	619	AUTRES COMMERCE DE GROS	
									100.0	T				
			16.7	21.7	20.2	31.3	10.1		100.0	M	1B			
			21.4	21.6	22.5	25.5	9.0		100.0	F				
									100.0	T				
			21.4	21.6	22.5	25.7	8.8		100.0	M	2			
			22.3	24.8	25.3	20.1	7.5		100.0	F				
			10.5	31.2	21.1	29.0			100.0	T				
			20.7	25.7	24.7	21.3	7.6		100.0	M	3			
			22.2	29.2	21.4	18.8	8.3		100.0	F				
			17.4	25.4	28.4	19.8	9.0		100.0	T				
100.0			20.9	28.2	23.3	19.1	8.5		100.0	M	4			
			26.2	28.8	24.2	15.9	4.9		100.0	F				
100.0			26.2	32.6	23.5	14.7	3.0		100.0	T				
100.0			26.2	30.5	23.8	15.4	4.1		100.0	M	5			
100.0			34.4	29.7	16.8	15.5	3.6		100.0	F				
100.0			44.1	26.1	17.6	11.1			100.0	T				
100.0			38.2	28.3	17.1	13.8	2.6		100.0	M				
100.0			27.3	28.3	21.3	17.4	5.6		100.0	F	T			
100.0			31.1	29.4	21.8	14.5	3.1		100.0	T				
100.0			28.7	28.7	21.5	16.4	4.7		100.0	M	1A	619.1/2	PAPIER, LIVRES, JOURNEAUX	
									100.0	F				
									100.0	T	1B			
									100.0	M				
									100.0	F	2			
									100.0	T				
									100.0	M	3			
									100.0	F				
									100.0	T	4			
			23.1	26.4	25.7	23.5			100.0	M	5			
			28.4	27.9	16.7	21.8			100.0	F				
			36.6						100.0	T				
			32.2	23.5	20.7	20.1			100.0	M				
			28.8	24.6	18.5	21.9			100.0	F	T			
			29.1	21.1	24.8	20.8			100.0	T				
			28.9	22.8	21.6	21.3	5.3		100.0	M				

TAB.D3

EMPLOYEES ACCORDING TO ACTIVITY, SEX, QUALIFICATION, LENGTH OF SERVICE IN ENTERPRISE AND TYPE OF EMPLOYMENT

(%)

ACTIVITY	NACE	O U A L I F I C A T I O N	S E X	TYPE OF EMPLOYMENT		REGIME DE TRAVAIL		TYPE OF EMPLOYMENT								
				FULL-TIME		TEMPS-PLEIN		PART-TIME								
				LENGTH OF SERVICE IN ENTERPRISE												
				(COMPLETED YEARS)												
				< 2	2 - 4	5 - 9	10 - 19	>= 20	(*) T06. EMS.	< 2	2 - 4	5 - 9	10 - 19			
WHOLESALE TRADE	61	1A	M	13.9	17.9	22.9	30.4	11.9	-	100.0						
			F				32.0			100.0						
		1B	M	14.1	17.3	22.3	30.5	15.8	-	100.0						
			F	15.7	20.6	22.1	26.9	14.7	-	100.0						
		2	M	7.3	21.6	15.7	34.3	21.2	-	100.0						
			F	15.1	20.7	21.7	27.4	15.1	-	100.0						
		3	M	16.1	22.7	21.2	27.3	12.8	-	100.0						
			F	13.8	20.7	19.3	30.2	16.1	-	100.0						
		4	M	15.8	22.4	20.9	27.7	13.2	-	100.0						
			F	22.1	23.8	21.5	22.1	10.5	-	100.0				57.8		
		5	M	16.7	22.1	24.8	23.9	12.6	-	100.0	35.7		28.8			
			F	20.7	23.4	22.3	22.6	11.1	-	100.0	30.1	13.7	24.7	30.6		
		T	M	24.1	25.5	22.3	21.4	6.7	-	100.0	37.9	37.5	13.3	9.5		
			F	27.3	30.7	23.8	15.5	2.8	-	100.0	38.0	27.7	18.7	14.1		
		FOOD, DRINK, TOBACCO	641/642	1A	M	25.2	27.4	22.8	19.3	5.3	-	100.0	38.0	31.1	17.4	12.5
					F	35.2	26.1	18.3	16.1	4.3	-	100.0	49.3	32.3	11.0	
				1B	M	50.4	27.4	13.9	7.0	1.3	-	100.0	69.6	18.3	8.7	3.0
					F	40.4	26.6	16.8	13.0	3.3	-	100.0	65.9	20.8	9.1	3.2
				2	M	27.1	25.1	20.6	20.2	7.0	-	100.0	40.2	31.1	11.4	13.7
					F	35.6	28.2	19.6	13.1	3.5	-	100.0	59.0	19.7	13.1	7.6
3	M			28.8	26.1	20.3	17.9	5.8	-	100.0	54.5	22.4	12.7	8.1		
	F			27.0		14.2	34.4	18.0	-	100.0						
4	M			25.4		12.9	34.5	17.2	-	100.0						
	F			10.8	16.1	25.4	31.9	15.8	-	100.0						
5	M			11.6	18.4	24.5	20.8	14.7	-	100.0						
	F			12.7	21.8	29.5	19.7	16.4	-	100.0						
T	M			12.7	23.4	28.5	19.7	15.8	-	100.0						
	F			23.0	25.4	25.0	16.7	9.8	-	100.0						
1A	M			19.6	28.1	30.9	16.6	4.8	-	100.0						
	F			22.3	26.0	26.2	16.7	8.8	-	100.0						
1B	M			21.1	42.7	27.1	7.7	1.4	-	100.0	59.5	18.8	19.1			
	F			21.8	38.2	25.1	11.6	3.3	-	100.0	20.2	53.3	22.3			
2	M			44.8	26.2	14.1	11.2	3.6	-	100.0	28.1	46.3	21.6			
	F			53.2	30.2	10.0	5.6		-	100.0	65.9	21.8				
3	M	48.0	27.7	12.5	9.1	2.7	-	100.0	72.3	15.6						
	F	29.6	29.9	20.7	14.3	5.6	-	100.0	70.8	17.1						
4	M	31.6	38.0	21.5	7.5	1.5	-	100.0	58.8	19.3	11.2					
	F	30.3	33.0	21.0	11.7	4.0	-	100.0	45.7	34.3	14.8	4.1				
DISPENSING CHEMISTS	643	1A	M							48.8	30.7	14.0	4.9			
			F													
		1B	M	24.5	34.8	34.3			-	100.0						
			F	41.6		19.7	16.9		-	100.0						
		2	M	31.0	26.7	21.6	15.7		-	100.0						
			F	48.8	31.7	14.0			-	100.0						
		3	M	49.3	19.2	13.2	17.7		-	100.0						
			F	49.1	25.2	9.5	15.9		-	100.0						
		4	M	6.9	9.4	11.3	44.4		-	100.0						
			F	10.2	69.8	8.0	10.8		-	100.0						
		5	M	8.3	34.2	10.0	30.6		-	100.0						
			F	36.1	36.0	16.9	7.5		-	100.0						
		T	M	28.3	44.9	12.9	12.6		-	100.0						
			F	32.0	40.7	14.8	10.2	2.3	-	100.0						
		1A	M	29.8	32.2	7.9	29.0		-	100.0						
			F	52.4	30.7	10.8			-	100.0						
		1B	M	41.7	31.4	9.4	15.9		-	100.0						
			F	27.7	27.3	12.9	22.9	9.2	-	100.0						
		MEDICAL GOODS, COSMETICS, CLEANING.MAT.	644	1A	M	33.5	41.2	12.6	11.1	1.6	-	100.0	30.0	45.2		
					F	30.5	34.0	12.8	17.2	5.5	-	100.0	29.7	42.8		
1B	M					38.1	41.1		-	100.0						
	F					38.6	40.2		-	100.0						
2	M				16.4	26.8	34.4	13.4	-	100.0						
	F								-	100.0						
3	M			9.5	16.8	25.0	34.2	14.5	-	100.0						
	F			11.5	22.0	40.1	23.8		-	100.0						
4	M			11.5	22.9	35.8	25.6		-	100.0						
	F			23.4	26.8	33.8	14.1		-	100.0						
5	M			23.2	28.0	23.0	17.0	8.8	-	100.0						
	F			23.3	27.2	29.9	15.1	4.4	-	100.0						
T	M			19.2	26.2	30.3	17.2	7.0	-	100.0						
	F			27.4	32.6	28.8	8.5		-	100.0						
1A	M			23.8	29.8	29.5	12.3	4.6	-	100.0						
	F			32.2	35.0	13.9	17.5		-	100.0						
1B	M			52.2	29.5	12.8			-	100.0						
	F			40.9	32.6	13.4	12.3		-	100.0						
2	M			22.0	27.4	27.5	18.6	4.4	-	100.0						
	F			32.6	30.9	23.4	9.8	3.4	-	100.0						
3	M	26.7	28.9	25.7	14.7	3.9	-	100.0		40.8						
	F						-	100.0								

TAB.D3

SALARIES SELON L ACTIVITE, LE SEXE,  
LA QUALIFICATION, L ANCIENNETE DANS  
L ENTREPRISE ET LE REGIME DE TRAVAIL

(%)

REGIME DE TRAVAIL TEMPS-PARTIEL		ALL TYPES OF EMPLOYMENT					ENS. DES REGIMES DE TRAVAIL			S E X E	O U A L I F I C A T I O N	NACE	ACTIVITE
ANCIENNETE DANS L ENTREPRISE (ANNEES REVOLUES)													
>= 20	(*)	T06. ENS.	< 2	2 4	5 9	10 19	>= 20	(*)	T06. ENS.				
-	-	-	14.2	17.8	22.7	30.4	14.8	-	100.0	M	1A	61	COMMERCE DE GROS
-	-	-	14.6	17.2	22.1	30.8	15.7	-	100.0	F	1B		
-	-	100.0	15.8	20.6	22.0	26.8	14.7	-	100.0	M	1B		
-	-	-	7.1	21.1	15.3	34.2	22.3	-	100.0	F	2		
-	-	100.0	15.2	20.6	21.5	27.4	15.2	-	100.0	M	2		
-	-	100.0	16.1	22.6	21.1	27.4	12.7	-	100.0	F	3		
-	-	100.0	14.3	21.0	19.1	29.7	15.9	-	100.0	M	3		
-	-	100.0	15.9	22.4	20.9	27.7	13.2	-	100.0	F	4		
-	-	100.0	22.0	23.8	21.4	22.3	10.5	-	100.0	M	4		
-	-	100.0	17.6	21.6	25.0	23.8	12.0	-	100.0	F	5		
-	-	100.0	20.9	23.2	22.3	22.7	10.9	-	100.0	M	5		
-	-	100.0	24.2	25.6	22.2	21.3	6.6	-	100.0	F	1A	641/642	PR. ALIMENTAIRES, BOISSONS, TABAC
-	-	100.0	27.5	30.6	23.7	15.4	2.7	-	100.0	M	1B		
-	-	100.0	25.4	27.4	22.8	19.2	5.2	-	100.0	F	2		
-	-	100.0	35.3	26.2	18.2	16.0	4.3	-	100.0	M	3		
-	-	100.0	51.7	26.8	13.6	6.7	1.2	-	100.0	F	4		
-	-	100.0	41.2	26.4	16.5	12.7	3.2	-	100.0	M	5		
3.6	-	100.0	27.2	25.1	20.5	20.1	7.0	-	100.0	F	T		
-	-	100.0	36.6	27.8	19.3	12.9	3.4	-	100.0	M	1A	643	PHARMACIES
1.3	-	100.0	30.3	26.0	20.1	17.8	5.8	-	100.0	F	1B		
-	-	-	26.7		14.0	35.0	17.9	-	100.0	M	2		
-	-	-	25.2		12.8	35.0	17.1	-	100.0	F	3		
-	-	-	10.6	15.8	24.9	33.2	15.5	-	100.0	M	4		
-	-	-	11.4	18.1	24.0	32.0	14.5	-	100.0	F	5		
-	-	-	12.8	21.4	29.4	19.6	16.7	-	100.0	M	T		
-	-	-		42.2		19.8		-	100.0	F	1A	644	ART. MEDICAUX, PRODUITS D ENTRETIEN
-	-	-	12.8	23.1	28.4	19.6	16.1	-	100.0	M	1B		
-	-	-	23.1	25.5	25.0	16.7	9.8	-	100.0	F	2		
-	-	-	19.9	27.6	30.6	17.1	4.7	-	100.0	M	3		
-	-	-	22.4	25.9	26.1	16.8	8.8	-	100.0	F	4		
-	-	100.0	22.7	34.5	23.5	14.6	4.7	-	100.0	M	5		
-	-	100.0	21.0	43.2	26.9	7.5	1.4	-	100.0	F	T		
-	-	100.0	21.9	38.4	25.0	11.4	3.2	-	100.0	M	1A	643	PHARMACIES
-	-	100.0	45.2	26.2	13.9	11.2	3.6	-	100.0	F	1B		
-	-	100.0	54.8	29.0	9.8	5.5		-	100.0	M	2		
-	-	100.0	49.0	27.3	12.3	8.9	2.6	-	100.0	F	3		
-	-	100.0	29.9	29.8	20.6	14.2	5.5	-	100.0	M	4		
-	-	100.0	32.4	37.8	21.1	7.3	1.4	-	100.0	F	5		
-	-	100.0	30.9	32.9	20.8	11.5	3.9	-	100.0	M	T		
-	-	-						-	100.0	F	1A	644	ART. MEDICAUX, PRODUITS D ENTRETIEN
-	-	-	24.0	34.1	34.3			-	100.0	M	1B		
-	-	-	35.9	22.3	22.9	18.6		-	100.0	F	2		
-	-	-	29.1	29.1	20.8	16.4		-	100.0	M	3		
-	-	-	48.1	31.2		13.8		-	100.0	F	4		
-	-	-	48.2	21.3	12.0	17.9		-	100.0	M	5		
-	-	-	48.1	25.9	9.7	16.0		-	100.0	F	T		
-	-	-	6.9	9.4	11.3	44.4		-	100.0	M	1A	644	ART. MEDICAUX, PRODUITS D ENTRETIEN
-	-	-	11.8	67.4	9.3	10.3		-	100.0	F	1B		
-	-	-	9.0	33.9	10.5	29.9		-	100.0	M	2		
-	-	-	35.7	36.7	16.7	7.4		-	100.0	F	3		
-	-	-	28.5	43.8	13.2	12.6		-	100.0	M	4		
-	-	100.0	31.8	40.5	14.8	10.2	2.6	-	100.0	F	5		
-	-	100.0	30.9	31.3	7.7	28.1		-	100.0	M	T		
-	-	100.0	50.3	34.3	9.8			-	100.0	F	1A	644	ART. MEDICAUX, PRODUITS D ENTRETIEN
-	-	100.0	41.4	32.9	8.9	15.0		-	100.0	M	1B		
-	-	100.0	27.7	27.3	12.9	22.8	9.2	-	100.0	F	2		
-	-	100.0	33.3	41.4	12.6	11.0	1.7	-	100.0	M	3		
-	-	100.0	30.5	34.4	12.8	16.9	5.5	-	100.0	F	4		
-	-	-			38.1	41.1		-	100.0	M	5		
-	-	-			39.6	40.2		-	100.0	F	T		
-	-	-		16.4	26.8	34.4	13.4	-	100.0	M	1A	644	ART. MEDICAUX, PRODUITS D ENTRETIEN
-	-	-	9.5	16.8	25.0	34.2	14.5	-	100.0	F	1B		
-	-	-	11.5	22.0	40.1	23.8		-	100.0	M	2		
-	-	-	11.5	22.9	35.8	25.6		-	100.0	F	3		
-	-	-	23.4	26.8	33.8	14.1		-	100.0	M	4		
-	-	-	22.7	29.0	22.5	17.2	8.6	-	100.0	F	5		
-	-	-	23.1	27.6	29.7	15.2	4.4	-	100.0	M	T		
-	-	-	19.1	26.1	30.7	17.1	7.0	-	100.0	F	1A	644	ART. MEDICAUX, PRODUITS D ENTRETIEN
-	-	-	27.7	32.6	28.6	8.4		-	100.0	M	1B		
-	-	-	23.9	29.8	29.5	12.2	4.6	-	100.0	F	2		
-	-	-	32.3	35.2	13.9	17.4		-	100.0	M	3		
-	-	-	51.7	29.8	13.2			-	100.0	F	4		
-	-	100.0	40.6	32.8	13.6	12.2		-	100.0	M	5		
-	-	100.0	22.0	27.4	27.6	18.6	4.4	-	100.0	F	T		
-	-	100.0	32.6	31.1	23.3	9.7	3.3	-	100.0	M	1A	644	ART. MEDICAUX, PRODUITS D ENTRETIEN
-	-	100.0	26.7	29.1	25.7	14.6	3.9	-	100.0	F	1B		

TAB.D3

EMPLOYEES ACCORDING TO ACTIVITY, SEX, QUALIFICATION, LENGTH OF SERVICE IN ENTERPRISE AND TYPE OF EMPLOYMENT

(%)

ACTIVITY	NACE	QUALIFICATION	SEX	TYPE OF EMPLOYMENT					REGIME DE TRAVAIL			TYPE OF EMPLOYMENT						
				FULL-TIME					TEMPS-PLEIN			PART-TIME						
				LENGTH OF SERVICE IN ENTERPRISE											(COMPLETED YEARS)			
				< 2	2-4	5-9	10-19	>= 20	(*)	TOT. ENS.	< 2	2-4	5-9	10-19				
CLOTHING	645	1A	M	-	-	-	28.2	-	100.0	-	-	-	-	-	-	-		
			F	25.7	-	-	24.8	-	100.0	-	-	-	-	-	-	-		
			T	-	-	25.2	29.4	21.7	-	100.0	-	-	-	-	-	-	-	
			M	14.1	9.7	27.6	29.7	18.9	-	100.0	-	-	-	-	-	-	-	
			F	11.8	19.8	24.3	24.4	19.6	-	100.0	-	-	-	-	-	-	-	
			T	12.7	13.5	31.5	28.7	-	-	100.0	-	-	-	-	-	-	-	
			M	12.0	18.4	25.9	25.4	18.3	-	100.0	-	-	-	-	-	-	-	
			F	17.9	23.2	19.4	28.6	10.9	-	100.0	-	-	-	-	-	-	-	
			T	20.0	24.5	19.6	26.5	9.3	-	100.0	-	-	-	-	-	-	-	
			M	18.8	23.8	19.4	27.8	10.3	-	100.0	-	-	-	-	-	-	-	
F	19.9	20.7	25.2	24.5	9.8	-	100.0	-	-	-	-	-	-	-				
T	20.0	34.0	28.3	14.8	2.8	-	100.0	27.5	31.4	24.1	15.8	-	-	-				
M	19.9	29.4	27.2	18.2	5.3	-	100.0	27.7	29.7	22.2	15.4	-	-	-				
F	29.9	29.9	17.7	18.0	4.5	-	100.0	35.3	-	-	-	-	-	-				
T	43.8	32.0	16.1	7.5	-	-	100.0	53.7	25.5	15.5	-	-	-	-				
M	37.9	31.2	16.7	11.9	2.3	-	100.0	47.2	22.0	21.2	-	-	-	-				
F	21.7	23.3	22.2	23.3	9.5	-	100.0	32.1	-	-	-	-	-	-				
T	26.2	32.6	24.6	13.8	2.8	-	100.0	38.5	27.6	19.5	11.6	-	-	-				
M	24.4	28.8	23.6	17.7	5.5	-	100.0	36.7	25.0	20.5	13.4	-	-	-				
F	-	-	-	-	-	-	100.0	-	-	-	-	-	-	-				
T	-	-	-	-	-	-	100.0	-	-	-	-	-	-	-				
FOOTWEAR, LEATHER GOODS	646	1A	M	-	-	-	-	-	100.0	-	-	-	-	-	-			
			F	-	-	-	-	-	100.0	-	-	-	-	-	-			
			T	-	-	-	-	-	100.0	-	-	-	-	-	-			
			M	-	-	-	-	-	100.0	-	-	-	-	-	-			
			F	-	-	-	-	-	100.0	-	-	-	-	-	-			
			T	-	-	-	-	-	100.0	-	-	-	-	-	-			
			M	5.1	17.1	28.9	24.6	24.3	-	100.0	-	-	-	-	-			
			F	-	-	-	-	-	-	100.0	-	-	-	-	-			
			T	-	-	-	-	-	-	100.0	-	-	-	-	-			
			M	6.1	19.7	28.2	24.3	21.8	-	100.0	-	-	-	-	-			
F	-	40.0	16.8	19.5	14.5	-	100.0	-	-	-	-	-						
T	-	-	40.8	-	-	-	100.0	-	-	-	-	-						
M	29.2	-	-	-	-	-	100.0	-	-	-	-	-						
F	19.5	27.2	29.1	14.2	9.9	-	100.0	-	-	-	-	-						
T	16.6	25.9	37.1	14.3	6.0	-	100.0	-	-	-	-	-						
M	25.6	36.5	28.7	7.0	2.1	-	100.0	33.7	28.3	27.6	-	-						
F	23.0	33.5	31.2	9.1	3.2	-	100.0	34.5	27.8	25.8	-	-						
T	37.7	31.7	21.2	8.5	-	-	100.0	-	-	-	-	-						
M	57.9	32.4	8.2	-	-	-	100.0	45.2	-	-	-	-						
F	51.2	32.1	12.6	3.7	-	-	100.0	50.5	-	-	-	-						
T	17.8	26.2	30.9	15.8	9.3	-	100.0	-	-	-	-	-						
M	32.3	34.7	24.9	6.2	1.9	-	100.0	36.7	25.3	28.7	-	-						
F	27.1	31.6	27.1	9.6	4.6	-	100.0	38.4	24.6	27.6	7.3	-						
T	-	-	-	-	-	-	100.0	-	-	-	-	-						
FURN. FABRICS, HOUSEHOLD TEXTILES	647	1A	M	-	-	-	-	-	100.0	-	-	-	-	-				
			F	-	-	-	-	-	100.0	-	-	-	-	-				
			T	-	-	-	-	-	100.0	-	-	-	-	-				
			M	-	-	-	-	-	100.0	-	-	-	-	-				
			F	-	-	-	-	-	100.0	-	-	-	-	-				
			T	-	-	-	-	-	100.0	-	-	-	-	-				
			M	-	-	-	40.9	-	-	100.0	-	-	-	-	-			
			F	-	-	-	-	-	-	100.0	-	-	-	-	-			
			T	-	-	-	-	-	-	100.0	-	-	-	-	-			
			M	15.5	16.7	26.3	31.4	10.0	-	100.0	-	-	-	-	-			
F	22.7	35.3	24.1	12.8	-	-	100.0	-	-	-	-	-						
T	18.8	25.3	25.3	22.9	7.8	-	100.0	-	-	-	-	-						
M	46.8	19.6	22.1	-	-	-	100.0	-	-	-	-	-						
F	-	37.5	-	-	-	-	100.0	-	-	-	-	-						
T	41.6	24.9	24.1	-	-	-	100.0	-	-	-	-	-						
M	22.0	17.7	23.8	25.7	10.8	-	100.0	-	-	-	-	-						
F	22.8	33.8	24.3	15.3	-	-	100.0	-	-	-	-	-						
T	22.3	23.9	24.0	21.7	8.1	-	100.0	-	-	-	-	-						
HOUSEHOLD FITMENTS, APPLIANCES	648/649	1A	M	-	-	-	54.7	-	100.0	-	-	-	-	-				
			F	-	-	-	-	-	100.0	-	-	-	-	-				
			T	-	-	-	53.8	-	-	100.0	-	-	-	-				
			M	20.9	44.1	22.6	9.2	-	-	100.0	-	-	-	-				
			F	-	-	-	-	-	-	100.0	-	-	-	-				
			T	20.2	42.0	22.9	11.8	-	-	100.0	-	-	-	-				
			M	16.8	14.7	14.3	21.6	32.7	-	100.0	-	-	-	-				
			F	-	-	-	26.0	-	-	100.0	-	-	-	-				
			T	16.3	13.1	16.5	22.1	31.9	-	100.0	-	-	-	-				
			M	20.9	28.3	15.1	31.6	4.1	-	100.0	-	-	-	-				
F	10.3	31.7	18.1	38.0	-	-	100.0	-	-	-	-							
T	17.5	29.4	16.1	33.7	3.4	-	100.0	-	-	-	-							
M	17.9	35.8	19.9	18.9	7.5	-	100.0	-	-	-	-							
F	26.0	32.0	21.5	18.2	2.2	-	100.0	42.0	-	-	-							
T	20.7	34.5	20.5	18.6	5.7	-	100.0	25.6	21.6	34.5	-							
M	36.2	29.5	13.9	17.9	2.5	-	100.0	58.6	-	-	-							
F	53.9	30.3	12.0	3.6	-	-	100.0	68.3	24.9	-	-							
T	40.6	29.7	13.4	14.3	1.9	-	100.0	64.7	22.0	-	-							
M	25.4	31.6	17.0	20.2	5.8	-	100.0	28.2	18.9	-	-							
F	33.4	31.0	18.2	15.6	1.8	-	100.0	52.3	24.9	16.0	-							
T	27.7	31.4	17.3	18.8	4.7	-	100.0	40.7	22.0	23.3	13.9							

TAB.D3

SALARIES SELON L ACTIVITE, LE SEXE,  
LA QUALIFICATION, L ANCIENNETE DANS  
L ENTREPRISE ET LE REGIME DE TRAVAIL

(%)

REGIME DE TRAVAIL TEMPS-PARTIEL		ALL TYPES OF EMPLOYMENT					ENS. DES REGIMES DE TRAVAIL		SEX E	QUALI FICA TION	MACE	ACTIVITE				
ANCIENNETE DANS L ENTREPRISE (ANNEES REVLUES)																
>= 20	(%)	TOT. ENS.	< 2	2 4	5 9	10 19	>= 20	(%)	TOT. ENS.							
-	-	-	-	-	-	28.2	-	-	100.0	M	1A	645	ARTICLES D, HABILLEMENT			
-	-	-	25.7	-	-	24.8	-	-	100.0	F	1B	-		-		
-	-	-	-	-	25.2	29.4	21.7	-	100.0	M	2	-		-		
-	-	-	14.1	9.7	27.6	29.7	18.9	-	100.0	F	3	-		-		
-	-	-	11.6	19.4	23.8	26.0	19.2	-	100.0	M	4	-		-		
-	-	-	12.2	13.0	30.4	27.7	16.7	-	100.0	F	5	-		-		
-	-	-	11.7	18.0	25.3	26.4	18.6	-	100.0	M	1A	646		CHAUSSURES, MAROQUINERIE		
-	-	-	18.1	23.7	19.1	28.3	10.8	-	100.0	F	1B	-			-	
-	-	-	19.8	24.2	19.4	26.8	9.9	-	100.0	M	2	-			-	
-	-	-	18.8	23.9	19.3	27.6	10.4	-	100.0	F	3	-			-	
-	-	100.0	20.0	20.7	25.0	24.4	10.0	-	100.0	M	4	-			-	
-	-	100.0	20.2	34.0	28.2	14.9	2.8	-	100.0	F	5	-			-	
-	-	100.0	20.1	29.4	27.1	18.1	5.3	-	100.0	M	1A	647			TISSUS D ANEUBLEMENT	
-	-	100.0	30.1	29.2	18.4	17.8	4.5	-	100.0	F	1B	-				-
-	-	100.0	44.4	31.6	16.0	7.4	-	-	100.0	M	2	-				-
-	-	100.0	38.5	30.6	17.0	11.7	2.2	-	100.0	F	3	-				-
-	-	100.0	22.0	23.2	22.2	23.2	9.4	-	100.0	M	4	-				-
-	-	100.0	26.7	32.4	24.4	13.7	2.8	-	100.0	F	5	-				-
-	-	100.0	24.8	28.7	23.5	17.5	5.5	-	100.0	M	1A	648/649				EQUIPEMENT DU FOYER
-	-	-	-	-	-	-	-	-	100.0	F	1B	-				
-	-	-	-	-	-	-	-	-	100.0	M	2	-	-			
-	-	-	5.1	17.1	28.9	24.6	24.3	-	100.0	F	3	-	-			
-	-	-	6.1	19.7	28.2	24.3	21.8	-	100.0	M	4	-	-			
-	-	-	29.8	40.0	16.8	19.5	14.5	-	100.0	F	5	-	-			
-	-	-	20.0	26.8	29.4	14.0	9.8	-	100.0	M	1A	647	TISSUS D ANEUBLEMENT			
-	-	-	17.1	25.9	36.6	14.3	6.2	-	100.0	F	1B	-				
-	-	100.0	26.1	36.1	28.7	7.1	2.0	-	100.0	M	2	-		-		
-	-	100.0	23.6	33.2	30.9	9.1	3.2	-	100.0	F	3	-		-		
-	-	-	38.6	31.3	20.9	8.4	-	-	100.0	M	4	-		-		
-	-	100.0	57.1	31.5	9.9	-	-	-	100.0	F	5	-		-		
-	-	100.0	51.1	31.4	13.4	3.7	-	-	100.0	M	1A	648/649		EQUIPEMENT DU FOYER		
-	-	100.0	18.3	26.1	30.7	15.7	9.3	-	100.0	F	1B	-				
-	-	100.0	32.6	34.1	25.2	6.2	1.9	-	100.0	M	2	-			-	
-	-	100.0	27.6	31.3	27.1	9.5	4.5	-	100.0	F	3	-			-	
-	-	-	-	-	-	-	-	-	100.0	M	4	-			-	
-	-	-	-	-	-	-	-	-	100.0	F	5	-			-	
-	-	-	-	-	-	40.9	-	-	100.0	M	1A	648/649			EQUIPEMENT DU FOYER	
-	-	-	-	-	-	46.8	-	-	100.0	F	1B	-				
-	-	-	15.5	16.7	26.3	31.4	10.0	-	100.0	M	2	-				-
-	-	-	23.6	34.9	23.8	12.7	-	-	100.0	F	3	-				-
-	-	-	19.2	25.1	25.1	22.8	7.7	-	100.0	M	4	-				-
-	-	-	45.6	19.1	21.6	-	-	-	100.0	F	5	-				-
-	-	-	35.8	35.2	-	-	-	-	100.0	M	1A	648/649				EQUIPEMENT DU FOYER
-	-	-	42.5	24.2	22.7	-	-	-	100.0	F	1B	-				
-	-	-	21.8	17.6	23.6	25.9	11.0	-	100.0	M	2	-	-			
-	-	-	25.4	32.9	23.3	14.7	-	-	100.0	F	3	-	-			
-	-	-	23.2	23.7	23.5	21.4	8.1	-	100.0	M	4	-	-			
-	-	-	-	-	-	54.7	-	-	100.0	F	5	-	-			
-	-	-	-	-	-	54.0	-	-	100.0	M	1A	648/649	EQUIPEMENT DU FOYER			
-	-	-	20.9	44.1	22.6	9.2	-	-	100.0	F	1B	-				
-	-	-	-	-	-	-	-	-	100.0	M	2	-		-		
-	-	-	20.2	42.0	22.9	11.8	-	-	100.0	F	3	-		-		
-	-	-	16.8	14.6	14.5	21.5	32.6	-	100.0	M	4	-		-		
-	-	-	-	-	-	25.3	-	-	100.0	F	5	-		-		
-	-	-	16.1	14.0	16.5	22.1	31.4	-	100.0	M	1A	648/649		EQUIPEMENT DU FOYER		
-	-	-	20.9	28.2	15.0	31.7	4.0	-	100.0	F	1B	-				
-	-	-	10.4	31.3	18.5	38.0	-	-	100.0	M	2	-			-	
-	-	-	17.5	28.2	16.2	33.8	-	-	100.0	F	3	-			-	
-	-	100.0	17.8	35.5	20.3	19.1	3.3	-	100.0	M	4	-			-	
-	-	100.0	26.5	31.8	21.7	17.8	2.2	-	100.0	F	5	-			-	
-	-	100.0	20.8	34.2	20.8	18.6	5.6	-	100.0	M	1A	648/649			EQUIPEMENT DU FOYER	
-	-	100.0	36.4	29.4	14.0	17.8	2.4	-	100.0	F	1B	-				
-	-	100.0	54.6	30.0	11.6	3.6	-	-	100.0	M	2	-				-
-	-	100.0	41.1	29.5	13.3	14.1	1.9	-	100.0	F	3	-				-
-	-	100.0	25.4	31.4	17.2	20.2	5.8	-	100.0	M	4	-				-
-	-	100.0	34.0	30.8	18.1	15.3	1.7	-	100.0	F	5	-				-
-	-	100.0	28.0	31.2	17.5	18.8	4.6	-	100.0	M	1A	648/649				EQUIPEMENT DU FOYER
-	-	-	-	-	-	-	-	-	100.0	F	1B	-				
-	-	-	-	-	-	-	-	-	100.0	M	2	-	-			
-	-	-	-	-	-	-	-	-	100.0	F	3	-	-			
-	-	-	-	-	-	-	-	-	100.0	M	4	-	-			
-	-	-	-	-	-	-	-	-	100.0	F	5	-	-			
-	-	-	-	-	-	-	-	-	100.0	M	1A	648/649	EQUIPEMENT DU FOYER			
-	-	-	-	-	-	-	-	-	100.0	F	1B	-				
-	-	-	-	-	-	-	-	-	100.0	M	2	-		-		
-	-	-	-	-	-	-	-	-	100.0	F	3	-		-		
-	-	-	-	-	-	-	-	-	100.0	M	4	-		-		
-	-	-	-	-	-	-	-	-	100.0	F	5	-		-		

TAB.D3

EMPLOYEES ACCORDING TO ACTIVITY, SEX,  
QUALIFICATION, LENGTH OF SERVICE IN  
ENTERPRISE AND TYPE OF EMPLOYMENT

(%)

ACTIVITY	NACE	Q U A L I F I C A T I O N	S E X	TYPE OF EMPLOYMENT FULL-TIME						REGIME DE TRAVAIL TEMPS-PLEIN		TYPE OF EMPLOYMENT PART-TIME												
				LENGTH OF SERVICE IN ENTERPRISE (COMPLETED YEARS)																				
				< 2	2 - 4	5 - 9	10 - 19	>= 20	(*)	100. ENS.	< 2	2 - 4	5 - 9	10 - 19										
BOOKS, NEWSPRS., STATIONERY, OFFICE SUPPS.	653	1A	M	F			27.0	26.4			100.0													
				T			27.2	29.0	16.4		100.0													
				1B	M	F			18.3	28.3	10.0		100.0											
						T																		
				2	M	F	F	21.3	17.0		29.8	20.0	12.0		100.0									
							T																	
				3	M	F	F	20.0	15.5	29.5	21.8	13.2		100.0										
							T	20.1	25.7	21.5	21.4	11.3		100.0										
				4	M	F	F	17.8	24.8	18.4	30.3	8.7		100.0										
							T	19.5	25.4	20.6	23.9	10.6		100.0										
				5	M	F	F	30.6	26.5	19.6	17.0	6.3		100.0										
							T	28.2	33.6	17.4	15.1	5.8		100.0										
T	M	F	F	43.5	28.2	14.2	11.2	2.8		100.0														
			T	43.0	36.4	13.5	9.4	2.1		100.0														
OTHER RETAIL DISTRIBUTION	654/655	1A	M	F							100.0													
				T																				
				1B	M	F	F	20.6	19.0	24.1	29.8			100.0										
							T	20.6	19.0	26.8	22.0	11.7		100.0										
				2	M	F	F	20.1	20.8	24.3	22.1	12.7		100.0										
							T	20.2	23.4	17.4	23.1	15.9		100.0										
				3	M	F	F	20.5	23.4	16.9	23.7	15.5		100.0										
							T	20.6	23.9	23.5	22.0	9.9		100.0										
				4	M	F	F	19.0	20.4	26.0	27.1	7.4		100.0										
							T	20.3	23.2	24.0	23.1	9.4		100.0										
				5	M	F	F	22.8	24.8	24.7	21.1	6.7		100.0										
							T	23.5	34.9	24.9	14.1	2.6		100.0	57.7		19.1							
T	M	F	F	23.1	28.5	24.7	18.5	5.2		100.0														
			T	33.7	28.9	16.3	16.4	4.7		100.0	49.9	21.5	21.2											
VARIOUS NON-FOOD PRODUCTS	656	1A	M	F							100.0													
				T																				
				1B	M	F	F	9.8	9.8	24.4	46.9	9.1		100.0										
							T	10.1	9.9	24.4	46.0	9.6		100.0										
				2	M	F	F	3.3	17.7	32.8	33.9	12.3		100.0										
							T																	
				3	M	F	F	3.1	17.0	31.1	35.2	13.6		100.0										
							T	6.4	22.2	25.5	31.4	14.5		100.0										
				4	M	F	F	3.0	10.8	21.2	46.2	18.7		100.0										
							T	4.7	16.5	23.3	38.8	16.6		100.0										
				5	M	F	F	11.6	25.4	29.4	29.0	4.6		100.0										
							T	8.6	26.3	36.7	26.4	2.1		100.0	5.6	38.6	35.4	29.1						
T	M	F	F	9.3	26.0	34.8	27.1	2.7		100.0	5.9	29.2	35.2	28.9										
			T	47.9	25.4	15.4	10.0	1.3		100.0	66.0	21.7												
RETAIL TRADE	64/653- 656	1A	M	F							100.0													
				T																				
				1B	M	F	F	14.3	11.4	20.3	41.4	12.5		100.0										
							T	15.8	22.0	24.1	28.8	9.3		100.0										
				2	M	F	F	22.0	16.7	22.2	29.3	9.9		100.0										
							T	16.4	21.5	23.9	28.9	9.4		100.0										
				3	M	F	F	11.5	19.1	26.1	26.0	17.4		100.0										
							T	14.7	16.5	22.8	30.8	15.2		100.0										
				4	M	F	F	12.0	18.7	25.6	26.7	17.0		100.0										
							T	17.3	24.8	21.5	26.5	9.9		100.0										
				5	M	F	F	11.2	22.3	21.4	34.7	19.4		100.0										
							T	15.1	23.9	21.4	29.4	10.1		100.0	16.7	13.0	29.8	36.9						
T	M	F	F	18.5	30.0	24.3	20.8	6.3		100.0	28.8	18.1	24.8	34.4										
			T	15.8	31.3	31.1	19.6	2.2		100.0	9.9	22.7	28.3	16.8										
RETAIL TRADE	64/653- 656	1A	M	F							100.0													
				T																				
				1B	M	F	F	17.0	30.8	28.2	20.1	4.0		100.0										
							T	39.8	28.1	14.8	14.6	2.8		100.0	55.4	20.9	15.7	6.3						
				2	M	F	F	60.5	24.9	9.9	4.2	0.5		100.0	75.5	14.9	6.7	2.8						
							T	48.1	26.8	12.8	10.4	1.9		100.0	71.3	16.1	8.5	3.6						
				3	M	F	F	24.8	27.8	20.9	20.2	6.3		100.0	41.5	21.5	21.0	13.3						
							T	26.3	29.0	25.2	17.0	2.5		100.0	27.2	26.1	26.2	19.6						
				4	M	F	F	25.5	28.3	23.0	18.7	4.5		100.0	28.9	25.6	25.6	18.8						
							T																	



TAB.D3

SALARIES SELON L ACTIVITE, LE SEXE,  
LA QUALIFICATION, L ANCIENNETE DANS  
L ENTREPRISE ET LE REGIME DE TRAVAIL

(%)

REGIME DE TRAVAIL TEMPS-PARTIEL		ALL TYPES OF EMPLOYMENT					EMS. DES REGIMES DE TRAVAIL					SEXE	QUALIFICATION	NACE	ACTIVITE
ANCIENNETE DANS L ENTREPRISE (ANNEES REVOLUES)															
>= 20	(°)	TOT. EMS.	< 2	2 4	5 9	10 19	>= 20	(°)	TOT. EMS.						
-	-	-	-	-	27.0	26.4	-	-	100.0	M	1A	653	LIVRES, JOURN., PAPIER, EQ. BUREAU		
-	-	-	-	-	27.2	29.0	16.4	-	100.0	F	1B				
-	-	-	-	-	18.3	28.3	10.0	-	100.0	T	2				
-	-	-	-	-	17.0	28.6	10.9	-	100.0	M	3				
-	-	-	22.1	16.8	29.5	19.8	11.8	-	100.0	F	4				
-	-	-	-	-	29.6	29.6	-	-	100.0	T	5				
-	-	-	20.7	15.3	29.2	21.7	13.1	-	100.0	M	T				
-	-	-	19.9	25.4	21.8	21.7	11.2	-	100.0	F	1A	654/655			
-	-	-	17.6	24.4	18.2	31.2	8.6	-	100.0	T	1B				
-	-	-	19.2	25.1	20.8	24.4	10.5	-	100.0	M	2				
-	-	-	30.8	26.3	19.7	16.9	6.3	-	100.0	F	3				
-	-	100.0	28.8	33.3	17.3	15.0	5.7	-	100.0	T	4				
-	-	100.0	29.8	29.9	18.5	15.9	6.0	-	100.0	M	5				
-	-	-	43.5	28.2	14.2	11.2	2.8	-	100.0	F	T				
-	-	100.0	43.6	36.3	12.9	6.2	-	-	100.0	M	1A	656			
-	-	100.0	43.6	31.3	13.7	9.3	2.1	-	100.0	F	1B				
-	-	-	32.2	25.5	19.0	16.7	6.7	-	100.0	T	2				
-	-	100.0	31.5	32.6	16.4	14.5	5.0	-	100.0	M	3				
-	-	100.0	31.9	28.4	17.9	15.8	6.0	-	100.0	F	4				
-	-	-	-	-	27.3	29.4	-	-	100.0	T	5				
-	-	-	-	18.0	24.1	29.8	-	-	100.0	M	T				
-	-	-	20.9	19.8	26.3	21.6	11.4	-	100.0	F	1A	656			
-	-	-	-	-	20.4	21.5	23.9	12.5	100.0	T	1B				
-	-	-	20.2	23.4	17.6	23.1	15.9	-	100.0	M	2				
-	-	-	-	-	20.5	23.3	17.1	23.7	15.4	F	3				
-	-	-	20.7	24.0	23.4	22.0	9.9	-	100.0	T	4				
-	-	-	19.3	20.2	26.5	26.8	7.3	-	100.0	M	5				
-	-	-	20.4	23.2	24.0	23.0	9.3	-	100.0	F	T				
-	-	100.0	22.9	24.8	24.7	20.9	6.7	-	100.0	M	1A	656			
-	-	100.0	24.6	34.3	24.7	13.8	2.6	-	100.0	F	1B				
-	-	100.0	23.5	28.3	24.7	18.3	5.2	-	100.0	T	2				
-	-	100.0	33.5	29.3	16.3	16.2	4.7	-	100.0	M	3				
-	-	100.0	49.5	32.6	11.9	5.6	-	-	100.0	F	4				
-	-	100.0	38.2	30.3	15.0	13.1	3.4	-	100.0	T	5				
-	-	100.0	25.2	25.6	21.7	20.0	7.4	-	100.0	M	T				
-	-	100.0	30.5	32.3	21.1	13.2	2.8	-	100.0	F	1A	656			
-	-	100.0	26.8	27.7	21.5	17.9	6.0	-	100.0	T	1B				
-	-	-	-	9.8	9.8	24.4	46.9	9.1	100.0	M	2				
-	-	-	-	10.1	9.9	24.4	46.0	9.6	100.0	F	3				
-	-	-	-	3.3	17.7	32.8	34.0	12.3	100.0	T	4				
-	-	-	-	13.1	21.8	42.4	20.9	-	100.0	M	5				
-	-	-	-	3.1	17.0	31.1	35.3	13.6	100.0	F	T				
-	-	-	-	6.4	22.2	25.5	31.4	14.5	100.0	M	1A	64/653-656			
-	-	100.0	2.9	10.9	21.6	46.2	18.4	-	100.0	F	1B				
-	-	100.0	4.6	16.5	23.5	38.9	16.5	-	100.0	T	2				
-	-	100.0	11.7	25.5	29.3	28.9	4.6	-	100.0	M	3				
0.8	-	100.0	8.1	26.7	36.5	26.8	1.9	-	100.0	F	4				
0.8	-	100.0	8.9	26.4	34.8	27.3	2.5	-	100.0	T	5				
-	-	100.0	48.4	25.3	15.2	9.8	1.3	-	100.0	M	T				
-	-	100.0	82.1	11.2	4.7	1.8	-	-	100.0	F	1A	64/653-656			
-	-	100.0	68.0	17.2	9.1	5.1	0.6	-	100.0	T	1B				
-	-	100.0	20.6	23.8	25.1	25.0	5.6	-	100.0	M	2				
0.7	-	100.0	21.1	23.0	29.9	23.4	2.5	-	100.0	F	3				
0.7	-	100.0	20.9	23.3	28.4	23.9	3.5	-	100.0	T	4				
-	-	-	13.3	10.5	20.3	43.0	12.9	-	100.0	M	5				
-	-	-	-	14.3	11.4	20.2	41.6	12.5	100.0	F	T				
-	-	-	-	15.8	21.9	24.0	29.0	9.3	100.0	M	1A	656			
-	-	-	-	21.4	19.2	21.8	28.3	9.3	100.0	T	1B				
-	-	100.0	16.3	21.7	23.8	29.0	9.3	-	100.0	M	2				
-	-	100.0	11.5	18.9	26.1	26.1	17.4	-	100.0	F	3				
-	-	100.0	14.7	17.6	22.1	30.3	15.3	-	100.0	T	4				
-	-	100.0	12.0	18.7	25.5	26.8	17.0	-	100.0	M	5				
-	-	100.0	17.4	24.9	21.4	26.5	9.9	-	100.0	F	T				
-	-	100.0	11.2	22.1	21.6	34.8	10.3	-	100.0	M	1A	656			
-	-	100.0	15.1	23.9	21.5	29.5	10.0	-	100.0	T	1B				
-	-	100.0	18.6	30.0	24.4	20.8	6.3	-	100.0	M	2				
0.9	-	100.0	15.2	31.2	31.3	20.1	2.1	-	100.0	F	3				
1.1	-	100.0	16.6	30.7	28.5	20.4	3.8	-	100.0	T	4				
-	-	100.0	40.1	27.9	14.8	14.5	2.8	-	100.0	M	5				
-	-	100.0	62.1	23.9	9.6	4.1	0.4	-	100.0	F	T				
-	-	100.0	49.4	26.2	12.6	10.0	1.8	-	100.0	M	1A	656			
2.8	-	100.0	25.0	27.7	20.9	20.1	6.3	-	100.0	T	1B				
0.9	-	100.0	26.4	28.7	25.3	17.3	2.4	-	100.0	M	2				
1.1	-	100.0	25.7	28.2	23.1	18.7	4.3	-	100.0	F	3				

TAB.D4

EMPLOYEES ACCORDING TO ACTIVITY, SEX, QUALIFICATION, SYSTEM OF PAYMENT AND TYPE OF EMPLOYMENT

(x)

ACTIVITY	NACE	Q U A L I F I C A T I O N	S E X	TYPE OF EMPLOYMENT		REGIME DE TRAVAIL	TYPE OF EMPLOYMENT							
				FULL-TIME		TEMPS-PLEIN	PART-TIME							
				SYSTEM OF PAYMENT										
				PAID ON COMM.	REM. A LA COM.	NOT PAID ON COMM.	NON REM ON A LA COM.	(*)	TOT. ENS.	PAID ON COMM.	REM. A LA COM.	NOT PAID ON COMM.	NON REM ON A LA COM.	
AGRIC. PRIMARY PROD., LIVE-STOCK, TEXT.	611	1A	M	-	-	100.0	-	-	100.0	-	-	-	-	
			F	-	-	100.0	-	-	100.0	-	-	-	-	
		1B	M	-	-	100.0	-	-	100.0	-	-	-	-	-
			F	-	-	100.0	-	-	100.0	-	-	-	-	-
		2	M	-	-	100.0	-	-	100.0	-	-	-	-	-
			F	-	-	100.0	-	-	100.0	-	-	-	-	-
		3	M	-	-	100.0	-	-	100.0	-	-	-	-	-
			F	-	-	99.2	-	-	100.0	-	-	-	-	-
		4	M	2.0	-	98.4	-	-	100.0	-	-	-	-	-
			F	-	-	98.0	-	-	100.0	-	-	-	-	-
		5	M	1.5	-	98.5	-	-	100.0	-	-	-	-	-
			F	-	-	99.4	-	-	100.0	-	-	-	-	-
		T	M	-	-	99.9	-	-	100.0	-	-	-	-	100.0
			F	0.9	-	99.6	-	-	100.0	-	-	-	-	97.4
FUELS, ORES, INDUSTRIAL CHEMICALS	612	1A	M	0.7	-	99.3	-	-	100.0	-	-	-	-	
			F	-	-	100.0	-	-	100.0	-	-	-	-	
		1B	M	-	-	100.0	-	-	100.0	-	-	-	-	-
			F	-	-	100.0	-	-	100.0	-	-	-	-	-
		2	M	4.1	-	95.9	-	-	100.0	-	-	-	-	-
			F	-	-	100.0	-	-	100.0	-	-	-	-	-
		3	M	3.6	-	86.4	-	-	100.0	-	-	-	-	-
			F	5.7	-	94.3	-	-	100.0	-	-	-	-	-
		4	M	4.1	-	95.9	-	-	100.0	-	-	-	-	91.1
			F	1.8	-	98.2	-	-	100.0	-	-	-	-	92.5
		5	M	1.4	-	99.8	-	-	100.0	-	-	-	-	93.7
			F	1.0	-	98.6	-	-	100.0	-	-	-	-	91.3
		T	M	0.8	-	99.2	-	-	100.0	-	-	-	-	100.0
			F	2.2	-	97.8	-	-	100.0	-	-	-	-	89.8
TIMBER, BUILDING MATERIALS	613	1A	M	1.8	-	99.8	-	-	100.0	-	-	-	-	
			F	-	-	98.2	-	-	100.0	-	-	-	-	
		1B	M	-	-	100.0	-	-	100.0	-	-	-	-	-
			F	-	-	100.0	-	-	100.0	-	-	-	-	-
		2	M	-	-	100.0	-	-	100.0	-	-	-	-	-
			F	-	-	98.3	-	-	100.0	-	-	-	-	-
		3	M	4.7	-	95.3	-	-	100.0	-	-	-	-	-
			F	-	-	97.8	-	-	100.0	-	-	-	-	-
		4	M	4.1	-	95.9	-	-	100.0	-	-	-	-	-
			F	3.8	-	96.2	-	-	100.0	-	-	-	-	-
		5	M	4.7	-	95.3	-	-	100.0	-	-	-	-	-
			F	4.0	-	96.0	-	-	100.0	-	-	-	-	100.0
		T	M	2.2	-	97.8	-	-	100.0	-	-	-	-	94.3
			F	3.0	-	97.0	-	-	100.0	-	-	-	-	93.9
MACHINERY, EQUIPMENTS, VEHICLES	614	1A	M	3.6	-	96.4	-	-	100.0	-	-	-	-	
			F	3.1	-	96.9	-	-	100.0	-	-	-	-	
		1B	M	-	-	100.0	-	-	100.0	-	-	-	-	-
			F	-	-	100.0	-	-	100.0	-	-	-	-	-
		2	M	17.7	-	82.3	-	-	100.0	-	-	-	-	-
			F	-	-	97.5	-	-	100.0	-	-	-	-	-
		3	M	16.0	-	84.0	-	-	100.0	-	-	-	-	-
			F	24.1	-	75.9	-	-	100.0	-	-	-	-	-
		4	M	18.5	-	81.5	-	-	100.0	-	-	-	-	-
			F	7.3	-	92.7	-	-	100.0	-	-	-	-	-
		5	M	2.2	-	97.8	-	-	100.0	-	-	-	-	100.0
			F	5.5	-	84.5	-	-	100.0	-	-	-	-	93.1
		T	M	1.9	-	98.1	-	-	100.0	-	-	-	-	100.0
			F	1.6	-	98.9	-	-	100.0	-	-	-	-	100.0
T	M	10.0	-	90.0	-	-	100.0	-	-	-	-	87.9		
	F	1.7	-	98.3	-	-	100.0	-	-	-	-	97.5		
				7.6	-	92.4	-	-	100.0	-	-	-	94.7	

SALARIES SELON L ACTIVITE, LE SEXE  
LA QUALIFICATION, LE SYSTEME DE  
REMUNERATION ET LE REGIME DE TRAVAIL

(%)

REGIME DE TRAVAIL TEMPS-PARTIEL		ALL TYPES OF EMPLOYMENT				ENS. DES REGIMES DE TRAVAIL		SEX E	QUALIFICATION	NACE	ACTIVITE
SYSTEME DE REMUNERATION											
(°)	TOG. ENS.	PAID ON COMM.	REM. A LA COM.	NOT PAID ON COMM.	NON REM A LA COM.	(°)	TOG. ENS.				
-	-	-	-	100.0	-	-	100.0	M	1A	611	MAT. PREM. AGR., ANIMAUX, TEXTILES
-	-	-	-	100.0	-	-	100.0	F	1A	611	
-	-	-	-	100.0	-	-	100.0	T	1A	611	
-	-	-	-	100.0	-	-	100.0	M	1B	611	
-	-	-	-	100.0	-	-	100.0	F	1B	611	
-	-	-	-	100.0	-	-	100.0	T	1B	611	
-	-	-	-	100.0	-	-	100.0	M	2	611	
-	-	-	-	100.0	-	-	100.0	F	2	611	
-	-	-	-	100.0	-	-	100.0	T	2	611	
-	-	-	-	99.2	-	-	100.0	M	3	611	
-	-	-	-	100.0	-	-	100.0	F	3	611	
-	-	-	-	99.4	-	-	100.0	T	3	611	
-	-	-	-	99.4	-	-	100.0	M	4	611	
-	-	2.0	-	98.0	-	-	100.0	F	4	611	
-	-	-	-	100.0	-	-	100.0	T	4	611	
-	-	1.5	-	98.5	-	-	100.0	M	5	611	
-	100.0	-	-	99.4	-	-	100.0	F	5	611	
-	100.0	-	-	99.7	-	-	100.0	T	5	611	
-	100.0	0.5	-	99.5	-	-	100.0	M	T	611	
-	100.0	0.9	-	99.1	-	-	100.0	F	T	611	
-	100.0	-	-	99.8	-	-	100.0	T	T	611	
-	100.0	0.7	-	99.3	-	-	100.0	M	1A	612	
-	-	-	-	100.0	-	-	100.0	F	1A	612	
-	-	-	-	100.0	-	-	100.0	T	1A	612	
-	-	-	-	100.0	-	-	100.0	M	1B	612	
-	-	-	-	100.0	-	-	100.0	F	1B	612	
-	-	-	-	100.0	-	-	100.0	T	1B	612	
-	-	-	-	100.0	-	-	100.0	M	2	612	
-	-	4.1	-	95.9	-	-	100.0	F	2	612	
-	-	-	-	100.0	-	-	100.0	T	2	612	
-	-	3.6	-	96.4	-	-	100.0	M	3	612	
-	-	5.7	-	94.3	-	-	100.0	F	3	612	
-	100.0	-	-	99.4	-	-	100.0	T	3	612	
-	100.0	4.1	-	95.9	-	-	100.0	M	4	612	
-	100.0	1.9	-	98.1	-	-	100.0	F	4	612	
-	100.0	-	-	99.8	-	-	100.0	T	4	612	
-	100.0	1.4	-	98.6	-	-	100.0	M	5	612	
-	100.0	0.9	-	99.1	-	-	100.0	F	5	612	
-	100.0	-	-	98.9	-	-	100.0	T	5	612	
-	100.0	1.0	-	99.0	-	-	100.0	M	T	612	
-	100.0	2.2	-	97.8	-	-	100.0	F	T	612	
-	100.0	0.5	-	99.5	-	-	100.0	T	T	612	
-	100.0	1.8	-	98.2	-	-	100.0	M	1A	613	
-	-	-	-	100.0	-	-	100.0	F	1A	613	
-	-	-	-	100.0	-	-	100.0	T	1A	613	
-	-	-	-	100.0	-	-	100.0	M	1B	613	
-	-	-	-	100.0	-	-	100.0	F	1B	613	
-	-	-	-	100.0	-	-	100.0	T	1B	613	
-	-	-	-	100.0	-	-	100.0	M	2	613	
-	-	-	-	98.3	-	-	100.0	F	2	613	
-	-	-	-	100.0	-	-	100.0	T	2	613	
-	-	-	-	98.5	-	-	100.0	M	3	613	
-	-	4.7	-	95.3	-	-	100.0	F	3	613	
-	-	-	-	98.0	-	-	100.0	T	3	613	
-	-	4.0	-	96.0	-	-	100.0	M	4	613	
-	-	3.7	-	96.3	-	-	100.0	F	4	613	
-	-	4.6	-	95.4	-	-	100.0	T	4	613	
-	100.0	3.9	-	96.1	-	-	100.0	M	5	613	
-	-	2.3	-	97.7	-	-	100.0	F	5	613	
-	100.0	-	-	97.3	-	-	100.0	T	5	613	
-	100.0	2.4	-	97.6	-	-	100.0	M	T	613	
-	100.0	3.0	-	97.0	-	-	100.0	F	T	613	
-	100.0	3.5	-	96.5	-	-	100.0	T	T	613	
-	100.0	3.1	-	96.9	-	-	100.0	M	1A	614	
-	-	-	-	100.0	-	-	100.0	F	1A	614	
-	-	-	-	100.0	-	-	100.0	T	1A	614	
-	-	-	-	100.0	-	-	100.0	M	1B	614	
-	-	-	-	100.0	-	-	100.0	F	1B	614	
-	-	-	-	100.0	-	-	100.0	T	1B	614	
-	-	17.6	-	82.4	-	-	100.0	M	2	614	
-	-	-	-	97.6	-	-	100.0	F	2	614	
-	-	15.8	-	84.2	-	-	100.0	T	2	614	
-	-	24.2	-	75.8	-	-	100.0	M	3	614	
-	-	-	-	98.8	-	-	100.0	F	3	614	
-	100.0	18.5	-	81.5	-	-	100.0	T	3	614	
-	-	7.4	-	92.8	-	-	100.0	M	4	614	
-	100.0	2.2	-	97.8	-	-	100.0	F	4	614	
-	100.0	5.5	-	94.5	-	-	100.0	T	4	614	
-	100.0	1.8	-	98.1	-	-	100.0	M	5	614	
-	100.0	-	-	99.0	-	-	100.0	F	5	614	
-	100.0	1.6	-	98.4	-	-	100.0	T	5	614	
-	100.0	10.0	-	90.0	-	-	100.0	M	T	614	
-	100.0	1.7	-	98.3	-	-	100.0	F	T	614	
-	100.0	7.6	-	82.4	-	-	100.0	T	T	614	

TAB.D4

EMPLOYEES ACCORDING TO ACTIVITY, SEX, QUALIFICATION, SYSTEM OF PAYMENT AND TYPE OF EMPLOYMENT

(%)

ACTIVITY	NACE	Q U A L I F I C A T I O N	S E X	TYPE OF EMPLOYMENT				REGIME DE TRAVAIL	TYPE OF EMPLOYMENT			
				FULL-TIME		NON REM		TEMPS-PLEIN	PART-TIME		SYSTEM OF PAYMENT	
				PAID ON COMM.	REM. A LA COM.	NOT PAID COMM.	NON REM ON A LA COM.	(%)	TOG. ENS.	PAID ON COMM.	REM. A LA COM.	NOT PAID COMM.
FURNITURE, HSEHD. GOODS, HARDWARE	615	1A	M	-	-	100.0	-	100.0	-	-	-	-
			F	-	-	-	-	-	-	-	-	-
		1B	M	-	-	100.0	-	100.0	-	-	-	-
			F	-	-	-	-	-	-	-	-	-
		2	M	4.8	-	100.0	-	100.0	-	-	-	-
			F	-	-	95.2	-	100.0	-	-	-	-
		3	M	4.4	-	98.9	-	100.0	-	-	-	-
			F	13.5	-	95.6	-	100.0	-	-	-	-
		4	M	10.8	-	86.5	-	100.0	-	-	-	-
			F	9.8	-	97.5	-	100.0	-	-	-	-
		5	M	1.2	-	89.2	-	100.0	-	-	-	-
			F	6.8	-	90.2	-	100.0	-	-	-	100.0
		T	M	0.9	-	98.8	-	100.0	-	-	-	100.0
			F	6.4	-	93.2	-	100.0	-	-	-	88.8
TEXTILES, CLOTHING, FOOTWR., LEATHERWARE	616	1A	M	1.1	-	98.9	-	100.0	-	-	-	-
			F	4.9	-	95.1	-	100.0	-	-	-	93.7
		1B	M	-	-	100.0	-	100.0	-	-	-	-
			F	-	-	-	-	-	-	-	-	-
		2	M	-	-	100.0	-	100.0	-	-	-	-
			F	-	-	97.2	-	100.0	-	-	-	-
		3	M	14.1	-	97.8	-	100.0	-	-	-	-
			F	-	-	85.9	-	100.0	-	-	-	-
		4	M	9.7	-	99.1	-	100.0	-	-	-	-
			F	3.7	-	90.3	-	100.0	-	-	-	100.0
		5	M	0.7	-	96.3	-	100.0	-	-	-	100.0
			F	2.2	-	99.3	-	100.0	-	-	-	100.0
		T	M	0.7	-	97.8	-	100.0	-	-	-	87.7
			F	4.3	-	99.3	-	100.0	-	-	-	100.0
FOOD, DRINK, TOBACCO	617	1A	M	0.7	-	99.2	-	100.0	-	-	-	-
			F	2.7	-	99.3	-	100.0	-	-	-	96.9
		1B	M	-	-	95.7	-	100.0	-	-	-	93.8
			F	-	-	99.3	-	100.0	-	-	-	100.0
		2	M	-	-	97.3	-	100.0	-	-	-	98.3
			F	-	-	100.0	-	100.0	-	-	-	-
		3	M	4.0	-	100.0	-	100.0	-	-	-	-
			F	-	-	96.0	-	100.0	-	-	-	-
		4	M	3.5	-	100.0	-	100.0	-	-	-	-
			F	17.1	-	96.5	-	100.0	-	-	-	-
		5	M	14.6	-	82.9	-	100.0	-	-	-	-
			F	9.1	-	87.0	-	100.0	-	-	-	-
		T	M	0.8	-	85.4	-	100.0	-	-	-	88.2
			F	6.3	-	90.9	-	100.0	-	-	-	90.5
5	M	6.1	-	99.2	-	100.0	-	-	-	98.0		
	F	4.6	-	93.7	-	100.0	-	-	-	94.8		
T	M	5.5	-	93.9	-	100.0	-	-	-	96.1		
	F	8.4	-	95.4	-	100.0	-	-	-	98.8		
TOBACCO PRODUCTS	617.6	1A	M	3.1	-	94.5	-	100.0	-	-	-	-
			F	6.5	-	91.6	-	100.0	-	-	-	94.4
		1B	M	-	-	86.9	-	100.0	-	-	-	97.8
			F	-	-	93.5	-	100.0	-	-	-	87.1
		2	M	-	-	-	-	-	-	-	-	-
			F	-	-	-	-	-	-	-	-	-
		3	M	-	-	-	-	-	-	-	-	-
			F	-	-	-	-	-	-	-	-	-
		4	M	-	-	-	-	-	-	-	-	-
			F	-	-	-	-	-	-	-	-	-
		5	M	-	-	-	-	-	-	-	-	-
			F	-	-	-	-	-	-	-	-	-
		T	M	-	-	-	-	-	-	-	-	-
			F	-	-	-	-	-	-	-	-	-

TAB.D4

SALARIES SELON L ACTIVITE, LE SEXE  
LA QUALIFICATION, LE SYSTEME DE  
REMUNERATION ET LE REGIME DE TRAVAIL

(%)

REGIME DE TRAVAIL TEMPS-PARTIEL		ALL TYPES OF EMPLOYMENT		ENS. DES REGIMES DE TRAVAIL		SEX E	O U A L I F I C A T I O N	NACE	ACTIVITE		
SYSTEME DE REMUNERATION											
(*)	TOT. ENS.	PAID ON COMM.	REM. A LA COM.	NOT PAID ON COMM.	NON REM A LA COM.	(*)	TOT. ENS.				
-	-	-	-	100.0	-	-	100.0	M	1A	615	MEUBLES, ART. MENAGERS QUINCAILLERIE
-	-	-	-	100.0	-	-	100.0	F	1B		
-	-	-	-	100.0	-	-	100.0	F	2		
-	-	4.8	-	95.2	-	-	100.0	F	3		
-	-	4.3	-	95.7	-	-	100.0	F	4		
-	-	13.6	-	86.4	-	-	100.0	F	5		
-	-	10.8	-	89.2	-	-	100.0	F	T		
-	100.0	9.7	-	90.3	-	-	100.0	F	1A	616	TEXTILE, HABILLEMENT, CHAUSSURES
-	100.0	1.1	-	98.9	-	-	100.0	F	1B		
-	100.0	6.8	-	93.2	-	-	100.0	F	2		
-	100.0	1.1	-	98.9	-	-	100.0	F	3		
-	100.0	1.0	-	99.0	-	-	100.0	F	4		
-	100.0	6.4	-	93.6	-	-	100.0	F	5		
-	100.0	1.1	-	98.9	-	-	100.0	F	T		
-	100.0	4.9	-	95.1	-	-	100.0	F	1A	617	PRODUITS ALIM., BOISSONS, TABAC
-	-	-	-	100.0	-	-	100.0	F	1B		
-	-	-	-	100.0	-	-	100.0	F	2		
-	-	-	-	100.0	-	-	100.0	F	3		
-	-	-	-	100.0	-	-	100.0	F	4		
-	-	-	-	100.0	-	-	100.0	F	5		
-	-	-	-	100.0	-	-	100.0	F	T		
-	100.0	9.6	-	90.4	-	-	100.0	F	1A	617.6	PRODUITS DU TABAC
-	100.0	3.7	-	96.3	-	-	100.0	F	1B		
-	100.0	0.7	-	99.3	-	-	100.0	F	2		
-	100.0	2.1	-	97.9	-	-	100.0	F	3		
-	100.0	-	-	99.2	-	-	100.0	F	4		
-	100.0	-	-	99.2	-	-	100.0	F	5		
-	100.0	0.8	-	99.2	-	-	100.0	F	T		
-	100.0	4.3	-	95.7	-	-	100.0	F	1A		
-	100.0	0.7	-	99.3	-	-	100.0	F	1B		
-	100.0	2.6	-	97.4	-	-	100.0	F	2		
-	-	-	-	100.0	-	-	100.0	F	3		
-	-	-	-	100.0	-	-	100.0	F	4		
-	-	3.9	-	96.1	-	-	100.0	F	5		
-	-	-	-	100.0	-	-	100.0	F	T		
-	-	3.4	-	96.6	-	-	100.0	F	1A		
-	-	17.0	-	83.0	-	-	100.0	F	1B		
-	-	-	-	95.7	-	-	100.0	F	2		
-	100.0	14.5	-	85.5	-	-	100.0	F	3		
-	100.0	9.1	-	90.9	-	-	100.0	F	4		
-	100.0	0.9	-	99.1	-	-	100.0	F	5		
-	100.0	6.2	-	93.8	-	-	100.0	F	T		
-	100.0	6.1	-	93.9	-	-	100.0	F	1A		
-	100.0	4.3	-	95.7	-	-	100.0	F	1B		
-	100.0	5.3	-	94.7	-	-	100.0	F	2		
-	100.0	8.3	-	91.7	-	-	100.0	F	3		
-	100.0	3.1	-	96.9	-	-	100.0	F	4		
-	100.0	6.4	-	93.6	-	-	100.0	F	5		
-	-	-	-	-	-	-	-	F	T		
-	-	-	-	-	-	-	-	F	1A		
-	-	-	-	-	-	-	-	F	1B		
-	-	-	-	-	-	-	-	F	2		
-	-	-	-	-	-	-	-	F	3		
-	-	-	-	-	-	-	-	F	4		
-	-	-	-	-	-	-	-	F	5		
-	-	-	-	-	-	-	-	F	T		
-	-	-	-	-	-	-	-	F	1A		
-	-	-	-	-	-	-	-	F	1B		
-	-	-	-	-	-	-	-	F	2		
-	-	-	-	-	-	-	-	F	3		
-	-	-	-	-	-	-	-	F	4		
-	-	-	-	-	-	-	-	F	5		
-	-	-	-	-	-	-	-	F	T		

TAB.D4

EMPLOYEES ACCORDING TO ACTIVITY, SEX, QUALIFICATION, SYSTEM OF PAYMENT AND TYPE OF EMPLOYMENT

(%)

ACTIVITY	NACE	QUALIFICATION	SEX	TYPE OF EMPLOYMENT		REGIME DE TRAVAIL		TYPE OF EMPLOYMENT							
				FULL-TIME		TEMPS-PLEIN		PART-TIME							
				SYSTEM OF PAYMENT											
				PAID ON COMM.	REM. A LA COM.	NOT PAID ON COMM.	NON REM ON A LA COM.	(*)	TOT. ENS.	PAID ON COMM.	REM. A LA COM.	NOT PAID ON COMM.	NON REM ON A LA COM.		
PHARMACEUTICAL, MEDICAL GDS., CLEANING MAT.	618	1A	M	-	-	100.0	-	-	100.0	-	-	-	-		
			F	-	-	100.0	-	-	100.0	-	-	-	-		
			T	-	-	100.0	-	-	100.0	-	-	-	-	-	
			1B	M	-	-	100.0	-	-	100.0	-	-	-	-	-
				F	-	-	100.0	-	-	100.0	-	-	-	-	-
			2	M	27.6	-	100.0	-	-	100.0	-	-	-	-	-
				F	-	-	100.0	-	-	100.0	-	-	-	-	-
			3	M	23.5	-	100.0	-	-	100.0	-	-	-	-	-
				F	9.5	-	90.5	-	-	100.0	-	-	-	-	98.0
			4	M	6.5	-	99.7	-	-	100.0	-	-	-	-	98.2
				F	0.9	-	99.1	-	-	100.0	-	-	-	-	99.1
			5	M	3.5	-	96.5	-	-	100.0	-	-	-	-	99.2
				F	2.2	-	97.8	-	-	100.0	-	-	-	-	98.4
			T	M	1.3	-	98.7	-	-	100.0	-	-	-	-	100.0
F	0.8	-		99.9	-	-	100.0	-	-	-	-	99.5			
PHARMACEUTICALS	618.1	1A	M	2.5	-	99.2	-	-	100.0	-	-	-	98.9		
			F	-	-	98.6	-	-	100.0	-	-	-	99.1		
			T	-	-	97.5	-	-	100.0	-	-	-	99.1		
			1B	M	-	-	100.0	-	-	100.0	-	-	-	-	-
				F	-	-	100.0	-	-	100.0	-	-	-	-	-
			2	M	-	-	100.0	-	-	100.0	-	-	-	-	-
				F	-	-	93.8	-	-	100.0	-	-	-	-	-
			3	M	-	-	95.4	-	-	100.0	-	-	-	-	-
				F	-	-	99.1	-	-	100.0	-	-	-	-	100.0
			4	M	-	-	100.0	-	-	100.0	-	-	-	-	100.0
				F	-	-	98.4	-	-	100.0	-	-	-	-	100.0
			5	M	-	-	98.5	-	-	100.0	-	-	-	-	100.0
				F	-	-	99.3	-	-	100.0	-	-	-	-	100.0
			T	M	-	-	99.4	-	-	100.0	-	-	-	-	100.0
F	-	-		98.8	-	-	100.0	-	-	-	-	100.0			
OTHER WHOLESALE DISTRIBUTION	619	1A	M	1.1	-	98.9	-	-	100.0	-	-	-	100.0		
			F	0.7	-	99.8	-	-	100.0	-	-	-	100.0		
			T	-	-	99.3	-	-	100.0	-	-	-	100.0		
			1B	M	-	-	100.0	-	-	100.0	-	-	-	-	-
				F	-	-	100.0	-	-	100.0	-	-	-	-	-
			2	M	13.5	-	100.0	-	-	100.0	-	-	-	-	-
				F	-	-	86.5	-	-	100.0	-	-	-	-	-
			3	M	11.7	-	100.0	-	-	100.0	-	-	-	-	-
				F	20.6	-	88.3	-	-	100.0	-	-	-	-	-
			4	M	15.3	-	79.4	-	-	100.0	-	-	-	-	-
				F	5.5	-	99.3	-	-	100.0	-	-	-	-	-
			5	M	0.9	-	84.7	-	-	100.0	-	-	-	-	100.0
				F	3.4	-	94.5	-	-	100.0	-	-	-	-	97.9
			T	M	2.4	-	99.1	-	-	100.0	-	-	-	-	100.0
F	1.7	-		96.6	-	-	100.0	-	-	-	-	100.0			
PAPER, BOOKS, STATIONERY, NEWSPAPERS	619.1/2	1A	M	7.5	-	97.6	-	-	100.0	-	-	-	95.9		
			F	0.7	-	99.3	-	-	100.0	-	-	-	100.0		
			T	5.0	-	99.3	-	-	100.0	-	-	-	99.8		
			1B	M	-	-	95.0	-	-	100.0	-	-	-	-	-
				F	-	-	-	-	-	-	-	-	-	-	-
			2	M	-	-	-	-	-	-	-	-	-	-	-
				F	-	-	-	-	-	-	-	-	-	-	-
			3	M	-	-	100.0	-	-	100.0	-	-	-	-	-
				F	-	-	-	-	-	-	-	-	-	-	-
			4	M	-	-	100.0	-	-	100.0	-	-	-	-	-
				F	-	-	100.0	-	-	100.0	-	-	-	-	-
			5	M	-	-	100.0	-	-	100.0	-	-	-	-	-
				F	-	-	97.5	-	-	100.0	-	-	-	-	-
			T	M	-	-	100.0	-	-	100.0	-	-	-	-	-
F	-	-		98.7	-	-	100.0	-	-	-	-	-			

SALARIES SELON L ACTIVITE, LE SEXE  
LA QUALIFICATION, LE SYSTEME DE  
REMUNERATION ET LE REGIME DE TRAVAIL

(%)

REGIME DE TRAVAIL TEMPS-PARTIEL		ALL TYPES OF EMPLOYMENT				ENS. DES REGIMES DE TRAVAIL		SEX E	O U A L I F I C A T I O N	NACE	ACTIVITE
SYSTEME DE REMUNERATION											
(°)	TOT. ENS.	PAID ON COMM.	REM. A LA COM.	NOT PAID ON COMM.	NON REM A LA COM.	(°)	TOT. ENS.				
-	-	-	-	100.0	-	-	100.0	M	1A	618	PR. PHARM., MEDICAUX, D'ENTRETIEN
-	-	-	-	100.0	-	-	100.0	F	1B		
-	-	-	-	100.0	-	-	100.0	M	2		
-	-	27.3	-	72.7	-	-	100.0	F	3		
-	-	23.2	-	76.8	-	-	100.0	M	4		
-	-	9.4	-	90.6	-	-	100.0	F	5		
-	100.0	6.1	-	93.9	-	-	100.0	M	T		
-	100.0	0.9	-	99.1	-	-	100.0	F	1A	618.1	PRODUITS PHARM.
-	100.0	3.4	-	96.6	-	-	100.0	M	1B		
-	100.0	2.2	-	97.8	-	-	100.0	F	2		
-	100.0	1.3	-	98.7	-	-	100.0	M	3		
-	100.0	0.8	-	99.2	-	-	100.0	F	4		
-	100.0	3.4	-	96.6	-	-	100.0	M	5		
-	100.0	1.4	-	98.6	-	-	100.0	F	T		
-	100.0	2.5	-	97.5	-	-	100.0	M	1A	619	AUTRES COMMERCE DE GROS
-	-	-	-	100.0	-	-	100.0	F	1B		
-	-	-	-	100.0	-	-	100.0	M	2		
-	-	-	-	93.9	-	-	100.0	F	3		
-	-	-	-	95.5	-	-	100.0	M	4		
-	100.0	-	-	99.1	-	-	100.0	F	5		
-	100.0	-	-	100.0	-	-	100.0	M	T		
-	100.0	-	-	99.5	-	-	100.0	F	1A	619.1/2	PAPIER, LIVRES, JOURNEAUX
-	100.0	-	-	99.5	-	-	100.0	M	1B		
-	100.0	-	-	99.3	-	-	100.0	F	2		
-	100.0	-	-	99.4	-	-	100.0	M	3		
-	100.0	-	-	98.8	-	-	100.0	F	4		
-	100.0	-	-	100.0	-	-	100.0	M	5		
-	100.0	-	-	99.3	-	-	100.0	F	T		
-	100.0	1.0	-	99.0	-	-	100.0	M	1A	619	AUTRES COMMERCE DE GROS
-	100.0	-	-	99.8	-	-	100.0	F	1B		
-	100.0	0.7	-	99.3	-	-	100.0	M	2		
-	-	-	-	100.0	-	-	100.0	F	3		
-	-	-	-	100.0	-	-	100.0	M	4		
-	-	-	-	100.0	-	-	100.0	F	5		
-	-	13.5	-	86.5	-	-	100.0	M	T		
-	-	11.7	-	88.3	-	-	100.0	F	1A	619.1/2	PAPIER, LIVRES, JOURNEAUX
-	-	20.6	-	79.4	-	-	100.0	M	1B		
-	-	-	-	99.3	-	-	100.0	F	2		
-	100.0	15.2	-	84.8	-	-	100.0	M	3		
-	100.0	5.5	-	94.5	-	-	100.0	F	4		
-	100.0	0.9	-	99.1	-	-	100.0	M	5		
-	100.0	3.4	-	96.6	-	-	100.0	F	T		
-	100.0	2.3	-	97.7	-	-	100.0	M	1A	619	AUTRES COMMERCE DE GROS
-	100.0	-	-	99.5	-	-	100.0	F	1B		
-	100.0	1.6	-	98.4	-	-	100.0	M	2		
-	100.0	7.4	-	92.6	-	-	100.0	F	3		
-	100.0	0.7	-	99.3	-	-	100.0	M	4		
-	100.0	5.0	-	95.0	-	-	100.0	F	5		
-	-	-	-	100.0	-	-	100.0	M	T		
-	-	-	-	100.0	-	-	100.0	F	1A	619.1/2	PAPIER, LIVRES, JOURNEAUX
-	-	-	-	100.0	-	-	100.0	M	1B		
-	-	-	-	100.0	-	-	100.0	F	2		
-	-	-	-	100.0	-	-	100.0	M	3		
-	-	-	-	100.0	-	-	100.0	F	4		
-	-	-	-	100.0	-	-	100.0	M	5		
-	-	-	-	97.6	-	-	100.0	F	T		
-	-	-	-	98.7	-	-	100.0	M	1A	619	AUTRES COMMERCE DE GROS
-	-	-	-	97.7	-	-	100.0	F	1B		
-	-	-	-	100.0	-	-	100.0	M	2		
-	-	-	-	98.8	-	-	100.0	F	3		

TAB.D4

EMPLOYEES ACCORDING TO ACTIVITY, SEX, QUALIFICATION, SYSTEM OF PAYMENT AND TYPE OF EMPLOYMENT

(%)

ACTIVITY	NACE	Q U A L I F I C A T I O N	S E X	TYPE OF EMPLOYMENT		REGIME DE TRAVAIL	TYPE OF EMPLOYMENT									
				FULL-TIME		TEMPS-PLEIN	PART-TIME									
				SYSTEM OF PAYMENT												
				PAID ON COMM.	REM. A LA COM.	NOT PAID ON COMM.	NON REM A LA COM.	(*)	TOT. ENS.	PAID ON COMM.	REM. A LA COM.	NOT PAID ON COMM.	NON REM A LA COM.			
WHOLESALE TRADE	61	1A	M	-	-	100.0	-	-	100.0	-	-	-	-			
			F	-	-	100.0	-	-	100.0	-	-	-	-			
		1B	M	-	-	100.0	-	-	100.0	-	-	-	-	-		
			F	-	-	100.0	-	-	100.0	-	-	-	100.0	-		
		2	M	8.3	-	91.7	-	-	100.0	-	-	-	-	100.0		
			F	-	-	99.4	-	-	100.0	-	-	-	-	100.0		
		3	M	7.3	-	92.7	-	-	100.0	-	-	-	-	100.0		
			F	13.5	-	86.5	-	-	100.0	-	-	-	-	92.5		
		4	M	1.2	-	98.8	-	-	100.0	-	-	-	-	93.0		
			F	10.4	-	89.6	-	-	100.0	-	-	-	-	92.9		
		5	M	5.3	-	94.7	-	-	100.0	-	-	-	-	93.7		
			F	1.4	-	98.6	-	-	100.0	-	-	3.1	-	98.7		
		T	M	3.9	-	96.1	-	-	100.0	-	-	-	-	96.9		
			F	2.3	-	97.7	-	-	100.0	-	-	-	-	94.3		
		641/642	1A	M	1.8	-	98.2	-	-	100.0	-	1.9	-	-	88.1	
				F	2.1	-	97.9	-	-	100.0	-	2.6	-	-	97.4	
		FOOD, DRINK, TOBACCO	641/642	1A	M	5.3	-	94.7	-	-	100.0	-	-	-	94.4	
					F	1.5	-	98.5	-	-	100.0	-	5.6	-	-	94.4
		DISPENSING CHEMISTS	643	1A	M	4.1	-	95.9	-	-	100.0	-	2.3	-	-	97.7
					F	-	-	100.0	-	-	100.0	-	3.0	-	-	97.0
1B	M			-	-	100.0	-	-	100.0	-	-	-	-	-		
	F			-	-	100.0	-	-	100.0	-	-	-	-	-		
2	M			-	-	100.0	-	-	100.0	-	-	-	-	-		
	F			-	-	100.0	-	-	100.0	-	-	-	-	-		
3	M			-	-	98.7	-	-	100.0	-	-	-	-	-		
	F			-	-	100.0	-	-	100.0	-	-	-	-	-		
4	M			2.3	-	97.7	-	-	100.0	-	-	-	-	-		
	F			-	-	98.8	-	-	100.0	-	-	-	-	-		
5	M			1.8	-	98.2	-	-	100.0	-	-	-	-	-		
	F			1.8	-	98.2	-	-	100.0	-	-	-	-	98.4		
T	M			0.2	-	99.8	-	-	100.0	-	-	-	-	99.7		
	F			1.1	-	98.9	-	-	100.0	-	-	-	-	98.4		
MEDICAL GOODS, COSMETICS, CLEANING.MAT.	644			1A	M	1.2	-	98.8	-	-	100.0	-	-	-	100.0	
					F	-	-	98.8	-	-	100.0	-	-	-	100.0	
				1B	M	0.9	-	99.1	-	-	100.0	-	-	-	-	100.0
					F	1.6	-	98.4	-	-	100.0	-	-	-	-	100.0
				2	M	0.2	-	99.8	-	-	100.0	-	-	-	-	100.0
					F	1.1	-	98.9	-	-	100.0	-	-	-	-	100.0
		3	M	-	-	100.0	-	-	100.0	-	-	-	-	100.0		
			F	-	-	100.0	-	-	100.0	-	-	-	-	100.0		
		4	M	-	-	100.0	-	-	100.0	-	-	-	-	100.0		
			F	-	-	100.0	-	-	100.0	-	-	-	-	100.0		
		5	M	-	-	100.0	-	-	100.0	-	-	-	-	100.0		
			F	-	-	100.0	-	-	100.0	-	-	-	-	100.0		
		T	M	-	-	82.2	-	-	100.0	-	-	-	-	100.0		
			F	-	-	99.1	-	-	100.0	-	-	-	-	100.0		
		644	1A	M	-	-	90.8	-	-	100.0	-	-	-	-	100.0	
				F	-	-	100.0	-	-	100.0	-	-	-	-	100.0	
		1B	M	-	-	100.0	-	-	100.0	-	-	-	-	-		
			F	-	-	100.0	-	-	100.0	-	-	-	-	-		
		2	M	15.6	-	84.4	-	-	100.0	-	-	-	-	-		
			F	-	-	83.9	-	-	100.0	-	-	-	-	-		
3	M	15.7	-	84.3	-	-	100.0	-	-	-	-	-				
	F	7.4	-	92.6	-	-	100.0	-	-	-	-	-				
4	M	24.6	-	75.4	-	-	100.0	-	-	-	-	-				
	F	13.6	-	86.4	-	-	100.0	-	-	-	-	-				
5	M	-	-	98.9	-	-	100.0	-	-	-	-	-				
	F	-	-	95.5	-	-	100.0	-	-	-	-	-				
T	M	3.0	-	97.0	-	-	100.0	-	-	-	-	-				
	F	-	-	100.0	-	-	100.0	-	-	-	-	-				
644	1A	M	-	-	97.1	-	-	100.0	-	-	-	-	93.5			
		F	-	-	98.7	-	-	100.0	-	-	-	-	100.0			
1B	M	3.4	-	96.6	-	-	100.0	-	-	-	-	100.0				
	F	7.3	-	92.7	-	-	100.0	-	-	-	-	100.0				
644	1A	M	5.2	-	94.8	-	-	100.0	-	-	-	-	96.7			
		F	-	-	100.0	-	-	100.0	-	-	-	-	100.0			



SALARIES SELON L ACTIVITE, LE SEXE  
LA QUALIFICATION, LE SYSTEME DE  
REMUNERATION ET LE REGIME DE TRAVAIL

(%)

REGIME DE TRAVAIL TEMPS-PARTIEL		ALL TYPES OF EMPLOYMENT		ENS. DES REGIMES DE TRAVAIL		S E X E	Q U A L I F I C A T I O N	NACE	ACTIVITE		
SYSTEME DE REMUNERATION											
(*)	T06. ENS.	PAID ON COMM.	REM. A LA COM.	NOT PAID ON COMM.	NON REM ON A LA COM.	(*)	T06. ENS.				
-	-	-	-	100.0	-	-	100.0	M	1A	61	COMMERCE DE GROS
-	-	-	-	100.0	-	-	100.0	F			
-	-	-	-	100.0	-	-	100.0	T			
-	100.0	-	-	100.0	-	-	100.0	M	1B		
-	-	-	-	100.0	-	-	100.0	F			
-	100.0	-	-	100.0	-	-	100.0	T			
-	100.0	8.3	-	91.7	-	-	100.0	M	2		
-	100.0	-	-	99.5	-	-	100.0	F			
-	100.0	7.3	-	92.7	-	-	100.0	T			
-	100.0	13.5	-	86.5	-	-	100.0	M	3		
-	100.0	1.4	-	98.6	-	-	100.0	F			
-	100.0	10.4	-	89.6	-	-	100.0	T			
-	100.0	5.3	-	94.7	-	-	100.0	M	4		
-	100.0	1.4	-	98.6	-	-	100.0	F			
-	100.0	3.9	-	96.1	-	-	100.0	T			
-	100.0	2.4	-	97.6	-	-	100.0	M	5		
-	100.0	1.8	-	98.2	-	-	100.0	F			
-	100.0	2.2	-	97.8	-	-	100.0	T			
-	100.0	5.3	-	94.7	-	-	100.0	M	T		
-	100.0	1.6	-	98.4	-	-	100.0	F			
-	100.0	4.1	-	95.9	-	-	100.0	T			
-	-	-	-	100.0	-	-	100.0	M	1A	641/642	PR. ALIMENTAIRES, BOISSONS, TABAC
-	-	-	-	100.0	-	-	100.0	F			
-	-	-	-	100.0	-	-	100.0	T			
-	-	-	-	100.0	-	-	100.0	M	1B		
-	-	-	-	100.0	-	-	100.0	F			
-	-	-	-	100.0	-	-	100.0	T			
-	-	1.5	-	98.5	-	-	100.0	M	2		
-	-	-	-	100.0	-	-	100.0	F			
-	-	1.4	-	98.6	-	-	100.0	T			
-	-	2.3	-	97.7	-	-	100.0	M	3		
-	-	-	-	99.5	-	-	100.0	F			
-	-	1.9	-	98.1	-	-	100.0	T			
-	100.0	1.8	-	98.2	-	-	100.0	M	4		
-	100.0	0.2	-	99.8	-	-	100.0	F			
-	100.0	1.1	-	98.9	-	-	100.0	T			
-	100.0	1.2	-	98.8	-	-	100.0	M	5		
-	100.0	0.4	-	99.6	-	-	100.0	F			
-	100.0	0.9	-	99.1	-	-	100.0	T			
-	100.0	1.8	-	98.4	-	-	100.0	M	T		
-	100.0	0.3	-	99.7	-	-	100.0	F			
-	100.0	1.1	-	98.9	-	-	100.0	T			
-	-	-	-	100.0	-	-	100.0	M	1A	643	PHARMACIES
-	-	-	-	100.0	-	-	100.0	F			
-	-	-	-	100.0	-	-	100.0	T			
-	-	-	-	100.0	-	-	100.0	M	1B		
-	-	-	-	100.0	-	-	100.0	F			
-	-	-	-	100.0	-	-	100.0	T			
-	-	-	-	100.0	-	-	100.0	M	2		
-	-	-	-	100.0	-	-	100.0	F			
-	-	-	-	100.0	-	-	100.0	T			
-	-	-	-	100.0	-	-	100.0	M	3		
-	-	-	-	32.1	-	-	100.0	F			
-	-	-	-	100.0	-	-	100.0	T			
-	-	-	-	60.8	-	-	100.0	M	4		
-	-	-	-	99.8	-	-	100.0	F			
-	-	-	-	99.6	-	-	100.0	T			
-	100.0	-	-	99.7	-	-	100.0	M	5		
-	100.0	-	-	100.0	-	-	100.0	F			
-	100.0	-	-	100.0	-	-	100.0	T			
-	100.0	-	-	100.0	-	-	100.0	M	T		
-	100.0	-	-	82.4	-	-	100.0	F			
-	100.0	-	-	99.9	-	-	100.0	T			
-	100.0	-	-	91.1	-	-	100.0	M	1A	644	ART. MEDICAUX, PRODUITS D'ENTRETIEN
-	-	-	-	100.0	-	-	100.0	F			
-	-	-	-	100.0	-	-	100.0	T			
-	-	-	-	100.0	-	-	100.0	M	1B		
-	-	-	-	100.0	-	-	100.0	F			
-	-	-	-	100.0	-	-	100.0	T			
-	-	15.6	-	84.4	-	-	100.0	M	2		
-	-	-	-	83.9	-	-	100.0	F			
-	-	15.7	-	84.3	-	-	100.0	T			
-	-	7.4	-	92.6	-	-	100.0	M	3		
-	-	24.1	-	75.9	-	-	100.0	F			
-	-	13.5	-	86.5	-	-	100.0	T			
-	-	-	-	98.9	-	-	100.0	M	4		
-	-	-	-	95.6	-	-	100.0	F			
-	-	3.0	-	97.0	-	-	100.0	T			
-	-	-	-	99.8	-	-	100.0	M	5		
-	-	-	-	97.1	-	-	100.0	F			
-	100.0	-	-	98.6	-	-	100.0	T			
-	100.0	3.5	-	96.5	-	-	100.0	M	T		
-	100.0	7.2	-	92.8	-	-	100.0	F			
-	100.0	5.1	-	94.9	-	-	100.0	T			

TAB.D4

EMPLOYEES ACCORDING TO ACTIVITY, SEX, QUALIFICATION, SYSTEM OF PAYMENT AND TYPE OF EMPLOYMENT

(%)

ACTIVITY	NACE	O U A L I F I C A T I O N	S E X	TYPE OF EMPLOYMENT		REGIME DE TRAVAIL	TYPE OF EMPLOYMENT							
				FULL-TIME		TEMPS-PLEIN	PART-TIME							
				SYSTEM OF PAYMENT										
				PAID ON COMM.	REM. A LA COM.	NOT PAID COMM.	NON REM A LA COM.	(*)	TOT. ENS.	PAID ON COMM.	REM. A LA COM.	NOT PAID COMM.	NON REM A LA COM.	
CLOTHING	645	1A	M	-	-	100.0	-	100.0	-	-	-	-		
			F	-	-	100.0	-	100.0	-	-	-	-		
		1B	M	-	-	100.0	-	100.0	-	-	-	-		
			F	-	-	100.0	-	100.0	-	-	-	-		
		2	M	-	-	100.0	-	100.0	-	-	-	-		
			F	-	-	97.7	-	100.0	-	-	-	-		
		3	M	-	-	100.0	-	100.0	-	-	-	-		
			F	-	-	98.2	-	100.0	-	-	-	-		
		4	M	-	-	97.1	-	100.0	-	-	-	-		
			F	-	-	100.0	-	100.0	-	-	-	-		
		5	M	1.3	-	98.3	-	100.0	-	-	-	100.0		
			F	-	-	98.7	-	100.0	-	-	-	98.3		
		T	M	0.6	-	99.8	-	100.0	-	-	-	98.5		
			F	2.3	-	99.4	-	100.0	-	-	-	98.3		
		FOOTWEAR, LEATHER GOODS	646	1A	M	-	-	100.0	-	100.0	-	-	-	-
					F	-	-	100.0	-	100.0	-	-	-	-
				1B	M	-	-	100.0	-	100.0	-	-	-	-
					F	-	-	100.0	-	100.0	-	-	-	-
2	M			-	-	100.0	-	100.0	-	-	-	-		
	F			-	-	99.0	-	100.0	-	-	-	-		
3	M			-	-	100.0	-	100.0	-	-	-	-		
	F			-	-	99.1	-	100.0	-	-	-	-		
4	M			-	-	100.0	-	100.0	-	-	-	-		
	F			-	-	99.0	-	100.0	-	-	-	-		
5	M			1.5	-	99.5	-	100.0	-	-	-	100.0		
	F			1.6	-	98.1	-	100.0	-	-	-	100.0		
T	M			1.5	-	98.5	-	100.0	-	-	-	100.0		
	F			1.9	-	96.1	-	100.0	-	-	-	100.0		
FURN. FABRICS, HOUSEHOLD TEXTILES	647			1A	M	1.8	-	98.2	-	100.0	-	-	-	100.0
					F	-	-	100.0	-	100.0	-	-	-	100.0
				1B	M	-	-	100.0	-	100.0	-	-	-	-
					F	-	-	100.0	-	100.0	-	-	-	-
		2	M	-	-	100.0	-	100.0	-	-	-	-		
			F	-	-	100.0	-	100.0	-	-	-	-		
		3	M	-	-	100.0	-	100.0	-	-	-	-		
			F	-	-	100.0	-	100.0	-	-	-	-		
		4	M	-	-	100.0	-	100.0	-	-	-	-		
			F	-	-	100.0	-	100.0	-	-	-	-		
		5	M	-	-	100.0	-	100.0	-	-	-	-		
			F	-	-	100.0	-	100.0	-	-	-	-		
		T	M	-	-	100.0	-	100.0	-	-	-	-		
			F	-	-	100.0	-	100.0	-	-	-	-		
		HOUSEHOLD FITMENTS, APPLIANCES	648/649	1A	M	-	-	100.0	-	100.0	-	-	-	-
					F	-	-	100.0	-	100.0	-	-	-	-
				1B	M	-	-	100.0	-	100.0	-	-	-	-
					F	-	-	100.0	-	100.0	-	-	-	-
2	M			2.6	-	97.4	-	100.0	-	-	-	91.5		
	F			-	-	100.0	-	100.0	-	-	-	100.0		
3	M			2.3	-	97.7	-	100.0	-	-	-	95.1		
	F			4.8	-	95.2	-	100.0	-	-	-	96.4		
4	M			-	-	100.0	-	100.0	-	-	-	100.0		
	F			3.2	-	96.8	-	100.0	-	-	-	100.0		
5	M			0.9	-	99.1	-	100.0	-	-	-	98.7		
	F			0.7	-	99.5	-	100.0	-	-	-	92.9		
T	M			3.0	-	99.3	-	100.0	-	-	-	100.0		
	F			2.3	-	97.0	-	100.0	-	-	-	98.7		
T	M			2.1	-	97.7	-	100.0	-	-	-	92.9		
	F			0.4	-	97.9	-	100.0	-	-	-	100.0		
T	M			1.6	-	99.6	-	100.0	-	-	-	96.6		
	F			-	-	98.4	-	100.0	-	-	-	96.6		

SALARIES SELON L ACTIVITE, LE SEXE  
LA QUALIFICATION, LE SYSTEME DE  
REMUNERATION ET LE REGIME DE TRAVAIL

(%)

REGIME DE TRAVAIL TEMPS-PARTIEL		ALL TYPES OF EMPLOYMENT					ENS. DES REGIMES DE TRAVAIL		SEXE	QUALIFICATION	NACE	ACTIVITE
SYSTEME DE REMUNERATION												
(°)	T06. ENS.	PAID ON COMM.	REM. A LA COM.	NOT PAID ON COM.	NON REM A LA COM.	(°)	T06. ENS.					
-	-	-	-	100.0	-	-	100.0	M	1A	645	ARTICLES D HABILLEMENT	
-	-	-	-	100.0	-	-	100.0	F	1A	645	ARTICLES D HABILLEMENT	
-	-	-	-	100.0	-	-	100.0	T	1A	645	ARTICLES D HABILLEMENT	
-	-	-	-	100.0	-	-	100.0	M	1B	645	ARTICLES D HABILLEMENT	
-	-	-	-	100.0	-	-	100.0	F	1B	645	ARTICLES D HABILLEMENT	
-	-	-	-	100.0	-	-	100.0	T	1B	645	ARTICLES D HABILLEMENT	
-	-	-	-	97.7	-	-	100.0	M	2	645	ARTICLES D HABILLEMENT	
-	-	-	-	100.0	-	-	100.0	F	2	645	ARTICLES D HABILLEMENT	
-	-	-	-	98.3	-	-	100.0	T	2	645	ARTICLES D HABILLEMENT	
-	-	-	-	95.7	-	-	100.0	M	3	645	ARTICLES D HABILLEMENT	
-	-	-	-	100.0	-	-	100.0	F	3	645	ARTICLES D HABILLEMENT	
-	-	-	-	98.1	-	-	100.0	T	3	645	ARTICLES D HABILLEMENT	
-	100.0	1.3	-	98.7	-	-	100.0	M	4	645	ARTICLES D HABILLEMENT	
-	100.0	-	-	99.7	-	-	100.0	F	4	645	ARTICLES D HABILLEMENT	
-	100.0	0.6	-	99.4	-	-	100.0	T	4	645	ARTICLES D HABILLEMENT	
-	100.0	2.3	-	97.7	-	-	100.0	M	5	645	ARTICLES D HABILLEMENT	
-	100.0	-	-	99.6	-	-	100.0	F	5	645	ARTICLES D HABILLEMENT	
-	100.0	1.1	-	98.9	-	-	100.0	T	5	645	ARTICLES D HABILLEMENT	
-	100.0	1.8	-	98.2	-	-	100.0	M	T	645	ARTICLES D HABILLEMENT	
-	100.0	0.3	-	99.7	-	-	100.0	F	T	645	ARTICLES D HABILLEMENT	
-	100.0	0.9	-	99.1	-	-	100.0	T	T	645	ARTICLES D HABILLEMENT	
-	-	-	-	100.0	-	-	100.0	M	1A	646	CHAUSSURES, MAROQUINERIE	
-	-	-	-	100.0	-	-	100.0	F	1A	646	CHAUSSURES, MAROQUINERIE	
-	-	-	-	100.0	-	-	100.0	T	1A	646	CHAUSSURES, MAROQUINERIE	
-	-	-	-	100.0	-	-	100.0	M	1B	646	CHAUSSURES, MAROQUINERIE	
-	-	-	-	100.0	-	-	100.0	F	1B	646	CHAUSSURES, MAROQUINERIE	
-	-	-	-	100.0	-	-	100.0	T	1B	646	CHAUSSURES, MAROQUINERIE	
-	-	-	-	99.0	-	-	100.0	M	2	646	CHAUSSURES, MAROQUINERIE	
-	-	-	-	100.0	-	-	100.0	F	2	646	CHAUSSURES, MAROQUINERIE	
-	-	-	-	99.1	-	-	100.0	T	2	646	CHAUSSURES, MAROQUINERIE	
-	-	-	-	100.0	-	-	100.0	M	3	646	CHAUSSURES, MAROQUINERIE	
-	-	-	-	99.0	-	-	100.0	F	3	646	CHAUSSURES, MAROQUINERIE	
-	-	-	-	99.5	-	-	100.0	T	3	646	CHAUSSURES, MAROQUINERIE	
-	-	-	-	98.1	-	-	100.0	M	4	646	CHAUSSURES, MAROQUINERIE	
-	100.0	1.4	-	98.6	-	-	100.0	F	4	646	CHAUSSURES, MAROQUINERIE	
-	100.0	1.5	-	98.5	-	-	100.0	T	4	646	CHAUSSURES, MAROQUINERIE	
-	-	-	-	98.2	-	-	100.0	M	5	646	CHAUSSURES, MAROQUINERIE	
-	100.0	-	-	98.3	-	-	100.0	F	5	646	CHAUSSURES, MAROQUINERIE	
-	100.0	-	-	98.9	-	-	100.0	T	5	646	CHAUSSURES, MAROQUINERIE	
-	100.0	1.5	-	98.5	-	-	100.0	M	T	646	CHAUSSURES, MAROQUINERIE	
-	100.0	1.8	-	98.2	-	-	100.0	F	T	646	CHAUSSURES, MAROQUINERIE	
-	100.0	1.7	-	98.3	-	-	100.0	T	T	646	CHAUSSURES, MAROQUINERIE	
-	-	-	-	-	-	-	-	M	1A	647	TISSUS D AMEUBLEMENT	
-	-	-	-	-	-	-	-	F	1A	647	TISSUS D AMEUBLEMENT	
-	-	-	-	-	-	-	-	T	1A	647	TISSUS D AMEUBLEMENT	
-	-	-	-	-	-	-	-	M	1B	647	TISSUS D AMEUBLEMENT	
-	-	-	-	-	-	-	-	F	1B	647	TISSUS D AMEUBLEMENT	
-	-	-	-	-	-	-	-	T	1B	647	TISSUS D AMEUBLEMENT	
-	-	-	-	100.0	-	-	100.0	M	2	647	TISSUS D AMEUBLEMENT	
-	-	-	-	100.0	-	-	100.0	F	2	647	TISSUS D AMEUBLEMENT	
-	-	-	-	100.0	-	-	100.0	T	2	647	TISSUS D AMEUBLEMENT	
-	-	-	-	100.0	-	-	100.0	M	3	647	TISSUS D AMEUBLEMENT	
-	-	-	-	100.0	-	-	100.0	F	3	647	TISSUS D AMEUBLEMENT	
-	-	-	-	100.0	-	-	100.0	T	3	647	TISSUS D AMEUBLEMENT	
-	-	-	-	100.0	-	-	100.0	M	4	647	TISSUS D AMEUBLEMENT	
-	-	-	-	100.0	-	-	100.0	F	4	647	TISSUS D AMEUBLEMENT	
-	-	-	-	100.0	-	-	100.0	T	4	647	TISSUS D AMEUBLEMENT	
-	-	-	-	100.0	-	-	100.0	M	5	647	TISSUS D AMEUBLEMENT	
-	-	-	-	100.0	-	-	100.0	F	5	647	TISSUS D AMEUBLEMENT	
-	-	-	-	100.0	-	-	100.0	T	5	647	TISSUS D AMEUBLEMENT	
-	-	-	-	100.0	-	-	100.0	M	T	647	TISSUS D AMEUBLEMENT	
-	-	-	-	100.0	-	-	100.0	F	T	647	TISSUS D AMEUBLEMENT	
-	-	-	-	100.0	-	-	100.0	T	T	647	TISSUS D AMEUBLEMENT	
-	-	-	-	100.0	-	-	100.0	M	1A	648/648	EQUIPEMENT DU FOYER	
-	-	-	-	100.0	-	-	100.0	F	1A	648/648	EQUIPEMENT DU FOYER	
-	-	-	-	100.0	-	-	100.0	T	1A	648/648	EQUIPEMENT DU FOYER	
-	-	-	-	100.0	-	-	100.0	M	1B	648/648	EQUIPEMENT DU FOYER	
-	-	-	-	100.0	-	-	100.0	F	1B	648/648	EQUIPEMENT DU FOYER	
-	-	-	-	100.0	-	-	100.0	T	1B	648/648	EQUIPEMENT DU FOYER	
-	-	-	-	100.0	-	-	100.0	M	2	648/648	EQUIPEMENT DU FOYER	
-	-	2.8	-	97.2	-	-	100.0	F	2	648/648	EQUIPEMENT DU FOYER	
-	-	-	-	100.0	-	-	100.0	T	2	648/648	EQUIPEMENT DU FOYER	
-	-	2.4	-	97.6	-	-	100.0	M	3	648/648	EQUIPEMENT DU FOYER	
-	-	4.8	-	95.2	-	-	100.0	F	3	648/648	EQUIPEMENT DU FOYER	
-	-	-	-	100.0	-	-	100.0	T	3	648/648	EQUIPEMENT DU FOYER	
-	-	3.2	-	96.8	-	-	100.0	M	4	648/648	EQUIPEMENT DU FOYER	
-	100.0	1.0	-	98.0	-	-	100.0	F	4	648/648	EQUIPEMENT DU FOYER	
-	100.0	-	-	99.5	-	-	100.0	T	4	648/648	EQUIPEMENT DU FOYER	
-	100.0	0.8	-	99.2	-	-	100.0	M	5	648/648	EQUIPEMENT DU FOYER	
-	100.0	3.0	-	97.0	-	-	100.0	F	5	648/648	EQUIPEMENT DU FOYER	
-	100.0	-	-	99.7	-	-	100.0	T	5	648/648	EQUIPEMENT DU FOYER	
-	100.0	2.3	-	97.7	-	-	100.0	M	T	648/648	EQUIPEMENT DU FOYER	
-	100.0	2.1	-	97.9	-	-	100.0	F	T	648/648	EQUIPEMENT DU FOYER	
-	100.0	0.4	-	99.6	-	-	100.0	T	T	648/648	EQUIPEMENT DU FOYER	
-	100.0	1.8	-	98.4	-	-	100.0	M	T	648/648	EQUIPEMENT DU FOYER	

TAB.D4

EMPLOYEES ACCORDING TO ACTIVITY, SEX, QUALIFICATION, SYSTEM OF PAYMENT AND TYPE OF EMPLOYMENT

(%)

ACTIVITY	NACE	QUALIFICATION	SEX	TYPE OF EMPLOYMENT		REGIME DE TRAVAIL		TYPE OF EMPLOYMENT						
				FULL-TIME		TEMPS-PLEIN		PART-TIME						
				SYSTEM OF PAYMENT										
PAID ON COMM.	REM. A LA COM.	NOT PAID ON COMM.	NOM REM A LA COM.	(*)	TOG. ENS.	PAID ON COMM.	REM. A LA COM.	NOT PAID ON COMM.	NOM REM A LA COM.					
BOOKS, NEWSPRS., STATIONERY, OFFICE SUPPS.	653	1A	M	-	-	100.0	-	100.0	-	-	-	-		
			F	-	-	-	-	-	-	-	-	-		
		1B	M	-	-	100.0	-	100.0	-	-	-	-	-	
			F	-	-	-	-	-	-	-	-	-	-	
		2	M	5.1	-	100.0	-	100.0	-	-	-	-	-	
			F	-	-	100.0	-	100.0	-	-	-	-	-	
		3	M	4.1	18.9	95.9	-	100.0	-	-	-	-	-	
			F	-	-	81.1	-	100.0	-	-	-	-	-	
		4	M	13.7	12.0	99.6	-	100.0	-	-	-	-	-	
			F	-	-	86.3	-	100.0	-	-	-	-	-	
		5	M	6.0	2.0	99.8	-	100.0	-	-	-	-	100.0	
			F	-	-	94.0	-	100.0	-	-	-	-	100.0	
		T	M	2.5	8.8	97.5	-	100.0	-	-	-	-	92.0	
			F	-	-	91.2	-	100.0	-	-	-	-	92.2	
		OTHER RETAIL DISTRIBUTION	654/655	1A	M	5.6	-	99.0	-	100.0	-	-	-	96.1
					F	-	-	94.4	-	100.0	-	-	-	97.1
1B	M			-	-	100.0	-	100.0	-	-	-	-	-	
	F			-	-	-	-	-	-	-	-	-	-	
2	M			7.7	-	100.0	-	100.0	-	-	-	-	-	
	F			-	-	92.3	-	100.0	-	-	-	-	-	
3	M			7.0	12.7	93.0	-	100.0	-	-	-	-	-	
	F			-	-	87.3	-	100.0	-	-	-	-	-	
4	M			10.4	4.1	98.3	-	100.0	-	-	-	-	-	
	F			-	-	89.6	-	100.0	-	-	-	-	-	
5	M			2.8	-	95.9	-	100.0	-	-	-	-	100.0	
	F			-	-	89.4	-	100.0	-	-	-	-	100.0	
T	M			4.5	-	97.2	-	100.0	-	-	-	-	100.0	
	F			-	-	99.5	-	100.0	-	-	-	-	100.0	
VARIOUS NON-FOOD PRODUCTS	656			1A	M	3.4	-	99.2	-	100.0	-	-	-	100.0
					F	-	-	99.4	-	100.0	-	-	-	100.0
		1B	M	-	-	100.0	-	100.0	-	-	-	-	-	
			F	-	-	100.0	-	100.0	-	-	-	-	-	
		2	M	-	-	100.0	-	100.0	-	-	-	-	-	
			F	-	-	99.9	-	100.0	-	-	-	-	-	
		3	M	-	-	100.0	-	100.0	-	-	-	-	-	
			F	-	-	99.8	-	100.0	-	-	-	-	-	
		4	M	0.2	-	99.9	-	100.0	-	-	-	-	100.0	
			F	-	-	99.8	-	100.0	-	-	-	-	100.0	
		5	M	0.1	0.1	99.9	-	100.0	-	-	-	-	100.0	
			F	-	-	99.9	-	100.0	-	-	-	-	100.0	
		T	M	0.2	-	100.0	-	100.0	-	-	-	-	100.0	
			F	-	-	99.8	-	100.0	-	-	-	-	100.0	
		RETAIL TRADE	64/653-656	1A	M	0.1	-	99.9	-	100.0	-	-	-	99.8
					F	-	-	99.9	-	100.0	-	-	-	99.8
1B	M			-	-	100.0	-	100.0	-	-	-	-	-	
	F			-	-	100.0	-	100.0	-	-	-	-	-	
2	M			2.3	-	100.0	-	100.0	-	-	-	-	100.0	
	F			-	-	97.7	-	100.0	-	-	-	-	90.2	
3	M			2.0	6.4	99.6	-	100.0	-	-	-	-	100.0	
	F			-	-	98.0	-	100.0	-	-	-	-	94.9	
4	M			1.0	4.5	93.6	-	100.0	-	-	-	-	86.6	
	F			-	-	99.0	-	100.0	-	-	-	-	98.3	
5	M			1.5	0.3	95.5	-	100.0	-	-	-	-	95.8	
	F			-	-	98.5	-	100.0	-	-	-	-	95.6	
T	M			0.8	1.7	99.7	-	100.0	-	-	-	-	99.7	
	F			-	-	99.2	-	100.0	-	-	-	-	99.4	
T	M			0.5	1.2	98.3	-	100.0	-	-	-	-	98.7	
	F			-	-	99.5	-	100.0	-	-	-	-	99.7	
T	M	2.1	0.4	98.8	-	100.0	-	-	-	-	99.5			
	F	-	-	97.9	-	100.0	-	-	-	-	96.8			
T	M	0.4	1.3	99.6	-	100.0	-	-	-	-	99.7			
	F	-	-	98.7	-	100.0	-	-	-	-	99.3			

SALARIES SELON L ACTIVITE, LE SEXE  
LA QUALIFICATION, LE SYSTEME DE  
REMUNERATION ET LE REGIME DE TRAVAIL

(%)

REGIME DE TRAVAIL TEMPS-PARTIEL		ALL TYPES OF EMPLOYMENT				ENS. DES REGIMES DE TRAVAIL		SEXE	O U A L I F I C A T I O N	NACE	ACTIVITE
SYSTEME DE REMUNERATION											
(°)	TOT. ENS.	PAID ON COMM.	REM. A LA COM.	NOT PAID ON COMM.	NON REM A LA COM.	(°)	TOT. ENS.				
-	-	-	-	100.0	-	-	100.0	M	1A	653	LIVRES, JOURN., PAPIER, EQ. BUREAU
-	-	-	-	100.0	-	-	100.0	F			
-	-	-	-	100.0	-	-	100.0	T			
-	-	-	-	100.0	-	-	100.0	M	1B		
-	-	-	-	100.0	-	-	100.0	F			
-	-	-	-	100.0	-	-	100.0	T			
-	-	5.0	-	95.0	-	-	100.0	M	2		
-	-	-	-	100.0	-	-	100.0	F			
-	-	4.1	-	95.9	-	-	100.0	T			
-	-	18.7	-	81.3	-	-	100.0	M	3		
-	-	-	-	99.6	-	-	100.0	F			
-	-	13.6	-	86.4	-	-	100.0	T			
-	-	11.9	-	88.1	-	-	100.0	M	4		
-	100.0	-	-	99.8	-	-	100.0	F			
-	100.0	5.9	-	94.1	-	-	100.0	T			
-	-	2.0	-	98.0	-	-	100.0	M	5		
-	100.0	-	-	96.6	-	-	100.0	F			
-	100.0	2.5	-	97.5	-	-	100.0	T			
-	-	0.8	-	91.2	-	-	100.0	M	T		
-	100.0	-	-	98.9	-	-	100.0	F			
-	100.0	5.6	-	94.4	-	-	100.0	T			
-	-	-	-	100.0	-	-	100.0	M	1A	654/655	AUTRES COMMERCE DE DETAIL
-	-	-	-	100.0	-	-	100.0	F			
-	-	-	-	100.0	-	-	100.0	T			
-	-	-	-	100.0	-	-	100.0	M	1B		
-	-	-	-	100.0	-	-	100.0	F			
-	-	-	-	100.0	-	-	100.0	T			
-	-	7.7	-	92.3	-	-	100.0	M	2		
-	-	-	-	100.0	-	-	100.0	F			
-	-	6.9	-	93.1	-	-	100.0	T			
-	-	12.6	-	87.4	-	-	100.0	M	3		
-	-	-	-	98.4	-	-	100.0	F			
-	100.0	10.3	-	89.7	-	-	100.0	T			
-	100.0	4.0	-	96.0	-	-	100.0	M	4		
-	100.0	-	-	99.4	-	-	100.0	F			
-	100.0	2.8	-	97.2	-	-	100.0	T			
-	100.0	-	-	99.5	-	-	100.0	M	5		
-	100.0	-	-	99.2	-	-	100.0	F			
-	100.0	-	-	99.4	-	-	100.0	T			
-	100.0	4.5	-	95.5	-	-	100.0	M	T		
-	100.0	0.7	-	99.3	-	-	100.0	F			
-	100.0	3.3	-	96.7	-	-	100.0	T			
-	-	-	-	100.0	-	-	100.0	M	1A	656	PRODUITS DIVERS NON ALIMENT.
-	-	-	-	100.0	-	-	100.0	F			
-	-	-	-	100.0	-	-	100.0	T			
-	-	-	-	100.0	-	-	100.0	M	1B		
-	-	-	-	100.0	-	-	100.0	F			
-	-	-	-	100.0	-	-	100.0	T			
-	-	-	-	99.9	-	-	100.0	M	2		
-	-	-	-	100.0	-	-	100.0	F			
-	-	-	-	100.0	-	-	100.0	T			
-	100.0	-	-	99.8	-	-	100.0	M	3		
-	100.0	-	-	99.9	-	-	100.0	F			
-	100.0	0.2	-	98.8	-	-	100.0	T			
-	100.0	0.1	-	99.9	-	-	100.0	M	4		
-	100.0	0.1	-	99.9	-	-	100.0	F			
-	100.0	-	-	100.0	-	-	100.0	T			
-	100.0	-	-	100.0	-	-	100.0	M	5		
-	100.0	-	-	100.0	-	-	100.0	F			
-	100.0	0.2	-	99.8	-	-	100.0	T			
-	100.0	0.1	-	99.9	-	-	100.0	M	T		
-	100.0	0.1	-	99.9	-	-	100.0	F			
-	-	-	-	100.0	-	-	100.0	M	1A	64/653- 656	COMMERCE DE DETAIL
-	-	-	-	100.0	-	-	100.0	F			
-	-	-	-	100.0	-	-	100.0	T			
-	-	-	-	100.0	-	-	100.0	M	1B		
-	-	-	-	100.0	-	-	100.0	F			
-	100.0	-	-	100.0	-	-	100.0	T			
-	100.0	2.3	-	97.7	-	-	100.0	M	2		
-	100.0	-	-	99.6	-	-	100.0	F			
-	100.0	2.0	-	98.0	-	-	100.0	T			
-	100.0	6.4	-	93.6	-	-	100.0	M	3		
-	100.0	1.0	-	98.0	-	-	100.0	F			
-	100.0	4.5	-	95.5	-	-	100.0	T			
-	100.0	1.6	-	98.4	-	-	100.0	M	4		
-	100.0	0.3	-	99.7	-	-	100.0	F			
-	100.0	0.8	-	99.2	-	-	100.0	T			
-	100.0	1.7	-	98.3	-	-	100.0	M	5		
-	100.0	0.5	-	99.5	-	-	100.0	F			
-	100.0	1.2	-	98.8	-	-	100.0	T			
-	100.0	2.1	-	97.9	-	-	100.0	M	T		
-	100.0	0.4	-	99.8	-	-	100.0	F			
-	100.0	1.2	-	98.8	-	-	100.0	T			

TAB.D5

GROSS MONTHLY PAY(CORRECTED)  
OF FULL-TIME EMPLOYEES:  
MEAN(M) AND COEFFICIENT OF  
VARIATION(CV) ACCORDING TO  
ACTIVITY , SEX , QUALIFICATION  
AND SIZE OF ENTERPRISE

ACTIVITY	NACE	Q U A L I F I C A T I O N	S E X	SIZE OF ENTERPRISE (NUMBER OF EMPLOYEES)							TOG. EMS.			
				10	50	100	200	500	>=	(*)				
				49	99	199	499	999	1000					
AGRIC. PRIMARY PROD., LIVE- STOCK, TEXT.	611	1A	M	716277#	.	.	701973#	.	.	.	.	847818		
			F	716497#	.	.	701973#	.	.	.	.	846638		
		1B	M	494914#	454420	.	465384	.	.	.	.	480824		
			F	475914#	454420	621510#	466084	.	.	.	.	479346		
		2	M	393042	438150	518058	468413	.	.	.	.	459635		
			F	397231	446161	517533	460435	.	.	.	.	464912#		
		3	M	342691	403989	406792	438625	.	.	.	.	404189		
			F	282846#	.	.	371232	.	.	.	.	317576		
		4	M	328188	377515	407704	432801	.	.	.	.	389798		
			F	241675	288218	336116	345006	.	.	.	.	303035		
		5	M	234960	240648	327507	329606#	.	.	.	.	252643		
			F	239630	270330	335465	343007	.	.	.	.	290482		
		T	M	197308	235796	242806	265950	.	.	.	.	240273		
			F	172801	196855	219852	185850	.	.	.	.	192940		
		FUELS, ORES, INDUSTRIAL CHEMICALS	612	1A	M	189633	214783	238949	243537	.	.	.	.	225838
F	246112				333900	306485	333481	.	.	.	.	309004		
1B	M			207378	239009	249089	217125	.	.	.	.	228838		
	F			234848	296594	299377	309438	.	.	.	.	288575		
2	M			708584	721575	989815	.	.	.	.	.	771094		
	F			710674	721575	989815	.	.	.	.	.	772069		
3	M			509164	602247	645157	503159	639415	593567	.	.	566558		
	F			518420	590238	647384	503159	637837	593567	.	.	585187#		
4	M			414573	498085	487278	493584	540358	450275	.	.	452300		
	F			383556	.	.	.	.	.	.	.	405079		
5	M			408973	482049	488505	494671	534170	450925	.	.	446171		
	F			345528	409159	380059	427774	449277	364271	.	.	375658		
T	M			332174	361338	367010	392858	394844	362710	.	.	351586		
	F			341304	395222	376578	417990	437705	363870	.	.	368617		
TIMBER, BUILDING MATERIALS	613			1A	M	268432	317824	310975	336977	312007	313871	.	.	284909
		F	245438		279205	276601	294074	280466	300390	.	.	264507		
		1B	M	263419	306224	298654	312549	301259	311088	.	.	279467		
			F	227547	261826	253219	287686	277893	267858	.	.	236684		
		2	M	203211	221856	233162	215079	230759	241020#	.	.	212562		
			F	222326	248841	246703	243463	265673	264670	.	.	230732		
		3	M	291102	360231	372728	423433	384261	362201	.	.	323474		
			F	261166	286594	289039	313960	294284	314968	.	.	277289		
		4	M	284594	339448	348341	384513	360733	354429	.	.	312170		
			F	646038#	.	.	.	.	.	.	.	661197#		
		5	M	637065#	.	.	.	.	.	.	.	650484		
			F	526922#	.	.	.	.	.	.	.	535435		
		MACHINERY, EQUIPMENTS, VEHICLES	614	1A	M	506046	.	.	.	.	.	.	.	514962
					F	424977	417784	488101	511740	.	.	.	.	427755
				1B	M	409946	419794	481257	511678	.	.	.	.	346604#
F	318591				334384	351432	354175	.	.	.	.	420181		
2	M			282558	310929	319336	341475	.	.	.	.	322082		
	F			310936	329045	342621	350118	.	.	.	.	289462		
3	M			248609	236226	271109	253966	.	.	.	.	314928		
	F			216391	218086	252214	254745	.	.	.	.	245505		
4	M			239916	233307	259765	254179	.	.	.	.	218795		
	F			206267	205274	255045	216912	.	.	.	.	238828		
5	M			182301	170646	208407	191016	.	.	.	.	207123		
	F			202219	201482	243662	211621	.	.	.	.	181863		
T	M			261242	253425	327749	291977	.	.	.	.	203070		
	F			222359	217385	263787	254261	.	.	.	.	261365		
MACHINERY, EQUIPMENTS, VEHICLES	614			1A	M	252923	248667	306486	283209	.	.	.	.	253882
		F	701285		799179	.	.	834176	.	.	.	749329		
		1B	M	691916	802467	.	.	834176	.	.	.	745674		
			F	536220	597609	537347	562411	637310	639771	.	.	562828		
		2	M	527886	591691	546289	562411	637885	631913	.	.	511980#		
			F	456797	474017	491692	458300	445692	438801	.	.	559381		
		3	M	402729	.	452287	.	.	.	.	.	465309		
			F	448679	471206	487255	458300	445692	444594	.	.	422594		
		4	M	353451	382054	379922	345009	402572	366954	.	.	460513		
			F	319662	355783	339612	352642	.	341769	.	.	367343		
		5	M	344515	376265	373390	347095	399749	356967	.	.	332968		
			F	270457	287780	309494	287092	361209	280584	.	.	359480		
		T	M	240896	261841	258615	244401	242881	256942	.	.	288887		
			F	260877	278712	288879	271905	344183	263768	.	.	249775		
		5	M	220174	244795	234944	191931	288996	262274	.	.	275475		
F	199024		201718	210702	173527	204663	220736	.	.	239029				
T	M	212990	230782	226462	186738	277259	239821	.	.	201605				
	F	317056	345241	351671	323543	367709	375429	.	.	227514				
T	M	250797	275885	270385	256152	232063	276847	.	.	334901				
	F	297987	325415	328368	304021	352107	324977	.	.	259889				

TAB.D5

REMUNERATION MENSUELLE BRUTE  
CORRIGEE DES SALAIRES A TEMPS PLEIN:  
MOYENNE(M) ET COEFFICIENT DE VARIATION  
(CV) SELON L ACTIVITE , LE SEXE,  
LA QUALIFICATION ET LA TAILLE  
DE L ENTREPRISE

CV

TAILLE ENTREPRISE (NOMBRE DE SALARIES)								SEXE	QUALIFICATION	NACE	ACTIVITE	
10	50	100	200	500	>=	T06.	(°)					
49	99	199	499	999	1000		EMS.					
24.3#			35.1#				30.1	M	1A	611	MAT. PREM. AGR., ANIMAUX, TEXTILES	
27.0#			35.1#				30.4	F				
29.1#	14.7		20.3				21.9	T	1B			
29.9#	14.7	17.8#	20.0				21.9	M		2		
24.6	27.1	13.2	22.2				24.0	F				
25.7	26.3	12.9	22.8				23.1#	T				
24.1	29.5	21.4	23.6				26.1	M	3			
33.1#			8.8				22.8	F				
27.1	29.5	21.1	23.4				27.2	T				
29.1	24.4	18.9	27.8				27.5	M	4			
26.9	15.4	13.7	25.5#				23.9	F				
28.5	23.8	18.5	27.6				27.9	T				
28.3	21.0	22.3	25.5				26.3	M	5			
24.0	19.2	20.6	31.2				25.1	F				
27.9	22.3	22.4	30.6				27.8	T				
43.9	47.8	36.2	37.7				42.5	M	T			
36.5	34.4	31.1	41.1				36.3	F				
43.1	48.0	36.5	41.4				43.6	T				
37.7	27.6	25.3					35.9	M	1A	612		COMBUSTIBLES, MINERAIS, PR. CHIMIQUES
37.6	27.6	25.3					35.8	F				
32.2	30.2	29.5	27.5	30.6	12.4		30.9	T	1B			
33.3	29.5	29.1	27.5	30.3	12.4		32.7#	M				
26.9	20.7	26.7	22.2	20.1	11.6		25.3	F	2			
26.5							27.5	T				
27.0	24.4	25.5	21.7	21.2	11.5		25.8	M	3			
24.9	25.8	24.9	17.9	18.0	9.1		24.9	F				
24.4	16.5	21.8	14.5	17.7	7.4		22.0	T				
24.8	24.6	24.2	17.5	18.7	8.7		24.3	M	4			
24.9	29.4	25.2	23.4	18.2	12.4		25.9	F				
25.1	21.4	21.2	17.5	18.6	14.0		23.4	T				
25.2	28.3	24.7	21.8	19.0	12.8		25.5	M	5			
25.8	33.9	25.8	22.9	19.9	11.8		27.1	F				
19.5	23.5	26.0	13.0	16.5	27.4#		22.2	T				
25.2	32.5	26.2	24.0	20.9	14.5		26.6	M				
42.0	41.8	50.9	27.1	37.8	27.9		43.9	F	T			
36.4	30.3	30.8	26.4	26.7	18.6		33.3	T				
41.3	41.1	48.1	30.4	38.0	27.4		42.7	M	1A	613	BOIS, MATERIAUX DE CONSTR.	
31.5#							32.4#	F				
30.7#							31.7	T	1B			
30.4#							30.5	M				
31.8							31.9	F				
26.6	11.5	19.8	22.7				22.0	T	2			
27.4	12.3	19.0	22.2				22.9#	M				
25.9	18.7	16.3	16.2				24.9	F	3			
23.1	19.8	20.4	12.4				22.8	T				
25.9	19.2	17.9	15.3				24.9	M				
24.0	25.9	18.8	15.6				24.4	F	4			
21.5	14.5	23.2	14.1				20.8	T				
24.3	24.8	21.7	15.2				24.2	M				
22.9	16.6	21.4	21.1				22.0	F	5			
14.5	15.2	22.4	16.5				15.4	T				
22.4	17.4	23.2	21.0				21.8	M				
42.1	36.3	34.4	50.1				41.3	F	T			
30.6	29.1	29.9	27.8				30.6	T				
41.0	36.1	34.9	47.1				40.3	M				
30.5	25.0						27.0	F	1A	614		MACHINES, VEHICULES
31.0	23.7			12.3			27.2	T				
33.7	25.4	27.7	22.3	8.7	13.2		28.6	M	1B			
							26.9#	F				
34.0	24.7	28.0	22.3	8.5	13.8		28.6	T				
24.1	23.4	19.4	22.7	13.3	26.8		22.4	M	2			
23.8		14.0					23.0	F				
24.5	24.2	19.1	22.7	13.3	24.7		22.6	T				
26.6	22.6	23.8	33.3	11.2	11.4		25.1	M	3			
23.1	16.9	15.7	16.2		11.4		20.2	F				
26.2	21.8	23.2	29.5	11.5	11.9		24.6	T				
26.2	25.1	22.2	22.6	23.2	16.7		26.3	M	4			
20.1	19.9	18.1	20.4	15.6	17.1		19.8	F				
25.3	24.1	22.7	23.3	25.9	17.5		25.6	T				
25.7	22.2	18.8	19.0	27.6	13.4		27.3	M	5			
18.3	16.8	13.1	8.1	12.3	11.5		16.8	F				
24.2	22.8	18.1	17.6	28.9	15.3		26.4	T				
44.7	42.4	34.2	43.4	38.0	35.1		41.7	M				
30.7	36.0	30.6	28.2	30.9	26.0		31.9	F				
43.6	42.5	35.5	42.2	39.9	35.8		41.7	T				

TAB.D5

GROSS MONTHLY PAY(CORRECTED)  
OF FULL-TIME EMPLOYEES:  
MEAN(M) AND COEFFICIENT OF  
VARIATION(CV) ACCORDING TO  
ACTIVITY, SEX, QUALIFICATION  
AND SIZE OF ENTERPRISE

ACTIVITY	NACE	QUALIFICATION	SEX	SIZE OF ENTERPRISE (NUMBER OF EMPLOYEES)							TO6. ENS.
				10	50	100	200	500	>=	(*)	
				49	99	199	499	999	1000		
FURNITURE, HSEND. GOODS, HARDWARE	615	1A	M	556199#	-	-	715181	953872#	-	-	673635
			F	-	-	-	-	-	-	-	-
			T	558622#	-	-	889923#	953872#	-	-	667710
			M	521456	536618	-	678053	715045	-	-	559004
			F	-	-	-	-	-	-	-	-
			T	516222	527688	-	673189	715045	-	-	553663
			M	390239	385314	391610	481365	484212	-	-	423351
			F	384743	-	-	414696#	-	-	-	386233
			T	389433	380967	391610	476950	484550	-	-	419515
			M	314058	344138	285983	378780	357282	-	-	336739
			F	269026	280622	276365#	325361	368150	-	-	284543
			T	300987	329505	282483	371341	359752	-	-	323828
			M	250291	264762	279308	295488	306776	-	-	262593
			F	222260	217087	233672	256918	273950	-	-	230634
			T	241548	247406	266375	281823	293284	-	-	251952
			M	208951	208336	193774	245063	245802	-	-	211596
			F	184189	187637	209980	210809	204276	-	-	187070
			T	202395	201324	201451	239411	229281	-	-	204851
			M	252572	292947	298591	344369	366957	-	-	276899
			F	215588	221059	229605	269298	273960	-	-	225934
T	242326	270720	276938	326334	337078	-	-	262577			
TEXTILES, CLOTH- ING, FOOTWR., LEATHERWARE	616	1A	M	750056#	-	-	-	747895#	-	-	745661
			F	-	-	-	-	-	-	-	-
			T	750056#	-	-	-	747895#	-	-	745661
			M	449287#	408352#	-	-	612420	462682#	-	465268
			F	-	-	-	-	-	-	-	499386#
			T	457124#	412715#	565832#	-	612420	462682#	-	469410
			M	375782	434971	391435	-	492968	507803	-	415590
			F	324620	-	-	-	469503	-	-	345796
			T	360641	430560	395148	-	485146	502341	-	399098
			M	303180	325429	368016	-	420532	360228	-	316324
			F	281135	251712	283453	-	347613	330384	-	285691
			T	296241	307333	337875	-	391936	341961	-	306304
			M	226584	260962	257738	-	355469	286176	-	235629
			F	209630	218430	247373	-	303283	250621	-	217065
			T	218421	240269	251762	-	324330	266012	-	226486
			M	196736	186189	237881	-	304481	231029	-	201364
			F	185316	177993	202921	-	271007	206767	-	187683
			T	191658	182388	217939	-	291999	228213	-	195120
			M	246859	268412	315926	-	428123	352403	-	262684
			F	214518	209185	243232	-	318549	256345	-	220751
T	232689	243960	279984	-	379150	306467	-	244221			
FOOD, DRINK, TOBACCO	617	1A	M	645324#	627160#	-	-	-	-	-	666889
			F	-	-	-	-	-	-	-	-
			T	665461#	612247#	-	-	-	-	-	681681
			M	484450	480750#	559652#	519419	-	-	-	496252
			F	-	-	-	-	-	-	-	-
			T	486389	455255#	560550	516003	-	-	-	493716
			M	363930	414923	442963	376182	411002	-	-	381688
			F	376906#	380527	369470#	-	-	-	-	376637
			T	365473	410721	433479	375749	412036	-	-	381130
			M	316220	317684	423038	358421	363514	407434	-	333475
			F	295901	279935	353844	363687	-	243724	-	295336
			T	312479	314328	413501	360179	360032	339160	-	326668
			M	235435	273378	291141	287472	247538	-	-	245522
			F	206876	222909	241104	217521	216479	-	-	211766
			T	226500	258738	276717	254290	232359	-	-	234497
			M	202679	224786	215907	250857	265505	271484	-	212224
			F	178413	179134	192564	217710	223128	206089	-	184040
			T	194251	199991	197318	240666	247160	268395	-	201000
			M	239329	274737	326614	307828	274306	296202	-	252720
			F	198932	195142	210410	224651	221482	234778	-	202486
T	226856	243815	267655	277489	251758	287249	-	235791			
TOBACCO PRODUCTS	617.6	1A	M	-	-	-	-	-	-	-	-
			F	-	-	-	-	-	-	-	-
			T	-	-	-	-	-	-	-	-
			M	-	-	-	-	-	-	-	-
			F	-	-	-	-	-	-	-	-
			T	-	-	-	-	-	-	-	-
			M	-	-	-	-	-	-	-	-
			F	-	-	-	-	-	-	-	-
			T	-	-	-	-	-	-	-	-
			M	-	-	-	-	-	-	-	-
			F	-	-	-	-	-	-	-	-
			T	-	-	-	-	-	-	-	-
			M	-	-	-	-	-	-	-	-
			F	-	-	-	-	-	-	-	-
			T	-	-	-	-	-	-	-	-
			M	-	-	-	-	-	-	-	-
			F	-	-	-	-	-	-	-	-
			T	-	-	-	-	-	-	-	-



TAB.D5

REMUNERATION MENSUELLE BRUTE  
CORRIGEE DES SALAIRES A TEMPS PLEIN:  
MOYENNE(M) ET COEFFICIENT DE VARIATION  
(CV) SELON L ACTIVITE , LE SEXE,  
LA QUALIFICATION ET LA TAILLE  
DE L ENTREPRISE

CV

TAILLE ENTREPRISE (NOMBRE DE SALAIRES)							SEXE	QUALIFICATION	NACE	ACTIVITE		
10	50	100	200	500	>=	TOT.						
49	99	199	499	999	1000	(*)	ENS.					
33.7#			28.7	27.7#			39.1	M	1A	615	MEUBLES, ART. MENAGERS QUINCAILLERIE	
32.2#			32.1#	27.7#			38.9	F	1A	615		
28.6	32.9		27.4	9.7			30.6	T	1B	615		
28.7	33.1		27.3	9.7			30.9	M	2	615		
26.5	25.6	24.8	21.6	18.7			26.2	F	2	615		
16.5			34.4#				22.2	T	2	615		
25.3	25.3	24.8	22.7	18.4			26.0	M	3	615		
25.9	26.2	13.2	19.0	25.4			25.5	F	3	615		
26.9	22.5	25.1#	13.9	27.3			26.9	T	3	615		
27.1	27.0	18.3	19.2	25.9			26.8	M	4	615		
26.9	26.2	28.0	23.8	18.6			26.8	F	4	615		
23.9	19.3	18.4	16.6	14.3			22.4	T	4	615		
26.7	26.3	27.4	22.9	18.1			26.4	M	5	615		
33.7	25.0	16.2	19.4	17.2			31.8	F	5	615		
17.7	17.7	11.6	14.9	13.0			17.6	T	5	615		
31.4	23.6	14.6	19.7	18.4			29.8	M	T	615		
39.9	42.9	45.2	36.3	45.9			43.1	F	T	615		
29.3	26.1	21.0	27.6	26.0			29.6	T	T	615		
38.5	42.2	43.1	36.5	44.8			41.7	M	1A	616		TEXTILE, HABILLEMENT, CHAUSSURES
28.4#				27.5#			27.4	F	1A	616		
28.4#				27.5#			27.4	T	1A	616		
42.9#	33.4#			19.5	27.6#		39.9	M	1B	616		
							36.9#	F	1B	616		
42.5#	33.2#	29.2#		19.5	27.6#		39.6	T	1B	616		
27.6	26.0	20.9		16.9	20.8		28.2	M	2	616		
24.1				20.8			27.2	F	2	616		
27.6	27.0	20.0		18.3	21.3		29.0	T	2	616		
23.8	19.4	28.7		18.7	11.7		24.3	M	3	616		
19.9	22.0	16.0		14.0	10.5		20.1	F	3	616		
23.0	22.5	28.9		19.7	11.8		23.7	T	3	616		
26.4	29.1	21.6		18.2	17.5		27.7	M	4	616		
17.3	18.4	19.7		10.9	14.9		19.3	F	4	616		
23.2	27.0	20.7		16.9	17.6		24.6	T	4	616		
23.8	29.3	26.5		19.3	27.1		27.0	M	5	616		
17.5	19.2	16.0		12.5	19.0		18.8	F	5	616		
21.6	25.4	23.4		18.3	26.0		24.1	T	5	616		
39.8	39.4	43.1		36.6	38.1		42.5	M	T	616		
26.1	26.0	24.8		21.0	23.0		27.2	F	T	616		
36.1	38.1	39.9		35.9	37.7		38.8	T	T	616		
40.1#	27.2#						38.4	M	1A	617	PRODUITS ALIM., BOISSONS, TABAC	
							38.4	F	1A	617		
42.4#	29.1#						40.0	T	1A	617		
34.0	34.3#	31.9#	28.3				33.2	M	1B	617		
								F	1B	617		
33.4	36.8#	31.3	28.2				33.2	T	1B	617		
36.2	33.7	22.7	27.8	9.6			33.6	M	2	617		
34.2#	14.9	22.8#					30.8	F	2	617		
36.0	32.4	23.4	27.6	9.6			33.3	T	2	617		
29.7	20.4	23.5	18.3	9.2	22.3		28.9	M	3	617		
24.2	21.1	25.8	13.1		28.0		25.8	F	3	617		
29.0	20.8	24.4	17.5	9.6	34.0		28.9	T	3	617		
26.7	25.7	27.4	24.1	25.4			27.7	M	4	617		
23.1	23.3	19.1	25.6	19.4			23.2	F	4	617		
26.5	26.8	27.2	28.4	24.0			27.4	T	4	617		
26.4	24.9	21.0	19.0	16.3	24.8		27.0	M	5	617		
21.5	22.4	20.8	17.5	14.8			22.0	F	5	617		
25.8	26.5	21.4	19.8	18.0			26.5	T	5	617		
39.2	34.9	39.4	36.8	24.7			39.3	M	T	617		
32.0	27.6	30.4	27.0	18.0			30.5	F	T	617		
38.6	37.3	43.6	38.0	25.1	31.0		38.8	T	T	617		
								M	1A	617.6	PRODUITS DU TABAC	
								F	1A	617.6		
								T	1A	617.6		
								M	1B	617.6		
								F	1B	617.6		
								T	1B	617.6		
								M	2	617.6		
								F	2	617.6		
								T	2	617.6		
								M	3	617.6		
								F	3	617.6		
								T	3	617.6		
								M	4	617.6		
								F	4	617.6		
								T	4	617.6		
								M	5	617.6		
								F	5	617.6		
								T	5	617.6		

TAB.D5

GROSS MONTHLY PAY(CORRECTED)  
OF FULL-TIME EMPLOYEES:  
MEAN(M) AND COEFFICIENT OF  
VARIATION(CV) ACCORDING TO  
ACTIVITY, SEX, QUALIFICATION  
AND SIZE OF ENTERPRISE

ACTIVITY	NACE	Q U A L I F I C A T I O N	S E X	SIZE OF ENTERPRISE (NUMBER OF EMPLOYEES)							TO6. ENS.			
				10	50	100	200	500	>=	(%)				
				49	99	199	499	999	1000					
PHARMACEUTICAL, MEDICAL GDS., CLEANING MAT.	618	1A	M	620492#	709189#	658516#	-	-	-	-	-	642850		
			F	616074#	691955#	628940#	-	-	-	-	-	630799		
		1B	M	423738#	438621#	587828	-	-	-	-	-	446587		
			F	413961	452811#	581672	-	-	-	-	-	461846#		
		2	M	443497	454536	446427	387060	423057	-	-	-	447823		
			F	330217#	323571#	-	-	-	-	-	-	422294		
		3	M	404970	440215	451435	387248	423236	-	-	-	344090		
			F	334457	348900	342430	289435	347235	-	-	-	410713		
		4	M	279889	308204	340519	-	-	-	-	-	340083		
			F	317047	335083	341673	286744	348495	-	-	-	295517		
		5	M	249531	235241	255116	230041	327914	-	-	-	327317		
			F	212725	208975	228241	198502	253756	-	-	-	250577		
		T	M	233386	222702	237739	211118	284621	-	-	-	218292		
			F	201357	189842	208429	194246	234500	-	-	-	234590		
		T	M	187801	181090	189383	157959	221286	-	-	-	200653		
			F	195664	186625	198989	167031	225703	-	-	-	185532		
		T	M	240340	258435	271612	360002	322112	-	-	-	195426		
			F	203819	213712	220213	181919	240322	-	-	-	254498		
		T	M	225365	241365	243657	317190	282741	-	-	-	210036		
			F	-	-	-	-	-	-	-	-	235769		
PHARMACEUTICALS	618.1	1A	M	-	-	-	-	-	-	-	-	569737#		
			F	-	-	-	-	-	-	-	-	557556#		
		1B	M	-	-	-	-	-	-	-	-	478938#		
			F	-	-	-	-	-	-	-	-	425645#		
		2	M	-	418023#	-	-	-	-	-	-	453290		
			F	-	445861	-	-	-	-	-	-	-		
		3	M	403188#	436781	-	-	-	-	-	-	418450		
			F	338398	336726	359764	-	-	-	-	-	339162		
		4	M	269692	293311	-	-	-	-	-	-	282625		
			F	317736	321615	355354	-	-	-	-	-	321151		
		5	M	252435	216068	259573	-	-	-	-	-	244693		
			F	209157	186276	222341	-	-	-	-	-	206974		
		T	M	234618	203373	237349	-	-	-	-	-	227927		
			F	199949	181592	209303	-	-	-	-	-	197654		
		T	M	187698	171827	192108	-	-	-	-	-	186640		
			F	194954	178909	201368	-	-	-	-	-	193312		
		T	M	235614	239144	254161	-	-	-	-	-	238114		
			F	200264	197505	212747	-	-	-	-	-	201673		
		T	M	221627	225952	233388	-	-	-	-	-	223796		
			F	665153	811158#	876926	821114	-	-	-	-	727132		
OTHER WHOLESALE DISTRIBUTION	619	1A	M	658115	799876#	876926	817022	-	-	-	-	719215		
			F	554232	545815	598671	639583	632532	-	-	-	582511		
		1B	M	550981	537903	595115	634360	632532	-	-	-	495925		
			F	446160	427644	497182	431966	522777	-	-	-	578681		
		2	M	417406	-	499965	396491	-	-	-	-	453907		
			F	441219	419629	497463	427683	524704	-	-	-	420313		
		3	M	350617	363084	391006	381039	399684	-	-	-	449424		
			F	313150	300591	339195	355709	405069	-	-	-	369193		
		4	M	338215	346866	379376	378814	400245	-	-	-	322593		
			F	265776	295245	309571	288484	310333	-	-	-	357047		
		5	M	227164	259236	278161	246626	280152	-	-	-	287564		
			F	246466	283682	299975	269498	299155	-	-	-	239788		
		T	M	213299	228510	258315	215157	255440	-	-	-	263566		
			F	179529	206715	226357	208147	-	-	-	-	220142		
		T	M	199038	220901	250381	212807	253683	-	-	-	185613		
			F	292280	331584	371421	349379	367874	-	-	-	206722		
		T	M	221639	253941	295113	258288	297222	-	-	-	320429		
			F	263201	309620	353450	320103	352075	-	-	-	236793		
		PAPER, BOOKS, STATIONERY, NEWSPAPERS	619.1/2	1A	M	-	-	-	-	-	-	-	-	290634
					F	-	-	-	-	-	-	-	-	-
1B	M			-	-	-	-	-	-	-	-	-	-	
	F			-	-	-	-	-	-	-	-	-	-	
2	M			-	-	-	-	-	-	-	-	-	-	
	F			-	-	-	-	-	-	-	-	-	-	
3	M			292140#	-	-	-	-	-	-	-	-	292140#	
	F			-	-	-	-	-	-	-	-	-	-	
4	M			284774	-	-	-	-	-	-	-	-	284774	
	F			220788#	-	-	-	-	-	-	-	-	220788#	
5	M			207968	-	-	-	-	-	-	-	-	207968	
	F			212452	-	-	-	-	-	-	-	-	212452	
T	M			197033	-	-	-	-	-	-	-	-	197033	
	F			189137	-	-	-	-	-	-	-	-	189137	
T	M			183830	-	-	-	-	-	-	-	-	183830	
	F			221365	-	-	-	-	-	-	-	-	221365	
T	M			186014	-	-	-	-	-	-	-	-	186014	
	F			204003	-	-	-	-	-	-	-	-	204003	

TAB.D5

REMUNERATION MENSUELLE BRUTE  
CORRIGEE DES SALAIRES A TEMPS PLEIN:  
MOYENNE(M) ET COEFFICIENT DE VARIATION  
(CV) SELON L ACTIVITE , LE SEXE,  
LA QUALIFICATION ET LA TAILLE  
DE L ENTREPRISE

CV

TAILLE ENTREPRISE (NOMBRE DE SALARIES)							SEXE	QUALIFICATION	NACE	ACTIVITE
10 - 49	50 - 99	100 - 199	200 - 499	500 - 999	>= 1000	(°) T06. EWS.				
30.5#	33.7#	35.9#	-	-	-	33.2	M	1A	618	PR. PHARM., MEDICAUX, D'ENTRETIEN
30.8#	32.5#	38.0#	-	-	-	33.7	F	1B		
26.7#	34.5#	20.6	-	-	-	31.8	M	2		
27.8	34.3#	20.6	-	-	-	37.0#	F	3		
29.3	19.9	22.7	21.6	30.0	-	32.3	M	4		
22.7#	29.0#	-	-	-	-	25.2	F	5		
31.2	22.6	22.4	21.5	29.2	-	26.0	M	1A	618.1	PRODUITS PHARM.
25.7	23.1	12.6	9.8	30.5	-	26.2	F	1B		
22.2	20.1	8.6	-	14.0	-	25.5	M	2		
26.2	23.1	11.2	9.5	29.8	-	21.4	F	3		
23.3	27.1	17.8	11.6	23.0	-	25.4	M	4		
17.0	24.7	17.0	9.6	12.3	-	24.5	F	5		
22.7	26.8	18.1	12.9	23.0	-	19.1	M	1A	618.1	PRODUITS PHARM.
19.7	22.6	16.5	15.1	16.2	-	23.5	F	1B		
17.0	17.5	12.3	10.9	13.1	-	20.2	M	2		
19.0	21.1	15.5	15.7	14.6	-	17.0	F	3		
38.0	46.1	45.9	27.3	33.4	-	19.2	M	4		
23.5	35.6	23.4	27.7	17.6	-	41.5	F	5		
34.9	44.3	39.3	36.9	32.7	-	26.2	M	1A	619	AUTRES COMMERCE DE GROS
-	-	-	-	-	-	38.4	F	1B		
-	-	-	-	-	-	29.1#	M	2		
-	-	-	-	-	-	29.9#	F	3		
-	-	-	-	-	-	23.6#	M	4		
-	31.9#	-	-	-	-	24.8#	F	5		
-	17.8	-	-	-	-	25.1	M	1A	619.1/2	PAPIER, LIVRES, JOURNEAUX
33.7#	19.5	-	-	-	-	28.0	F	1B		
23.7	22.5	12.3	-	-	-	22.0	M	2		
18.4	9.3	-	-	-	-	16.8	F	3		
24.8	20.7	10.6	-	-	-	23.1	M	4		
23.7	20.9	17.6	-	-	-	23.5	F	5		
14.9	14.2	11.0	-	-	-	15.1	M	1A	619	AUTRES COMMERCE DE GROS
23.2	20.2	16.5	-	-	-	22.4	F	1B		
19.4	18.0	14.6	-	-	-	19.2	M	2		
16.6	16.5	10.0	-	-	-	16.2	F	3		
18.7	17.8	13.6	-	-	-	18.4	M	4		
35.4	42.5	39.0	-	-	-	37.5	F	5		
20.7	31.9	17.6	-	-	-	22.4	M	1A	619	AUTRES COMMERCE DE GROS
32.5	41.3	33.3	-	-	-	34.5	F	1B		
38.0	38.3#	28.6	27.0	-	-	36.9	M	2		
38.0	38.2#	28.6	27.8	-	-	37.1	F	3		
28.6	29.2	28.9	24.5	18.7	-	27.7	M	4		
29.1	30.0	27.9	24.5	18.7	-	28.3	F	5		
23.6	26.7	23.7	27.0	17.2	-	27.9	M	1A	619.1/2	PAPIER, LIVRES, JOURNEAUX
23.2	16.5	18.1	-	-	-	25.1	F	1B		
23.6	27.7	23.1	26.4	16.8	-	23.8	M	2		
25.0	25.2	26.6	21.4	15.2	-	25.1	F	3		
21.2	28.8	15.8	20.5	12.9	-	24.2	M	4		
24.6	27.2	25.7	21.5	14.9	-	22.2	F	5		
27.7	26.5	21.2	24.4	19.3	-	24.5	M	1A	619.1/2	PAPIER, LIVRES, JOURNEAUX
22.7	20.3	20.1	19.1	15.1	-	26.1	F	1B		
26.9	25.7	21.5	23.9	18.7	-	22.5	M	2		
22.4	25.4	22.7	26.9	17.0	-	26.2	F	3		
17.8	20.4	23.0	17.7	-	-	23.9	M	4		
22.6	24.4	23.4	24.4	17.0	-	19.7	F	5		
46.6	44.0	42.1	44.7	33.3	-	24.1	M	1A	619.1/2	PAPIER, LIVRES, JOURNEAUX
32.8	28.6	30.4	28.9	23.1	-	45.5	F	1B		
45.4	43.3	41.6	44.4	33.1	-	33.0	M	2		
-	-	-	-	-	-	45.4	F	3		
-	-	-	-	-	-	-	M	4		
-	-	-	-	-	-	-	F	5		
-	-	-	-	-	-	-	M	1A	619.1/2	PAPIER, LIVRES, JOURNEAUX
-	-	-	-	-	-	-	F	1B		
-	-	-	-	-	-	-	M	2		
-	-	-	-	-	-	-	F	3		
20.0#	-	-	-	-	-	20.0#	M	4		
19.0	-	-	-	-	-	19.0	F	5		
27.0#	-	-	-	-	-	27.0#	M	1A	619.1/2	PAPIER, LIVRES, JOURNEAUX
17.9	-	-	-	-	-	17.9	F	1B		
22.0	-	-	-	-	-	22.0	M	2		
15.3	-	-	-	-	-	15.3	F	3		
14.3	-	-	-	-	-	14.3	M	4		
16.7	-	-	-	-	-	16.7	F	5		
31.8	-	-	-	-	-	31.8	M	1A	619.1/2	PAPIER, LIVRES, JOURNEAUX
21.6	-	-	-	-	-	21.6	F	1B		
29.5	-	-	-	-	-	29.5	M	2		

TAB.D5

GROSS MONTHLY PAY(CORRECTED)  
OF FULL-TIME EMPLOYEES:  
MEAN(M) AND COEFFICIENT OF  
VARIATION(CV) ACCORDING TO  
ACTIVITY, SEX, QUALIFICATION  
AND SIZE OF ENTERPRISE

ACTIVITY	NACE	Q U A L I F I C A T I O N	S E X	SIZE OF ENTERPRISE (NUMBER OF EMPLOYEES)								
				10	50	100	200	500	>=	T06.		
				49	99	199	499	999	1000	(*) ENS.		
WHOLESALE TRADE	61	1A	M	674150	831259	846725	763521	836672	-	-	736767	
			F	619577#	-	-	-	-	-	-	646497#	
		1B	M	671394	826943	838843	760383	836672	-	-	732809	
			F	508800	515768	593916	535558	638863	581422	-	534583	
		2	M	455656#	512114	607195	-	-	-	-	489915	
			F	504143	515478	594526	536244	638672	590350	-	531474	
		3	M	413899	441248	485416	453021	466612	468707	-	439916	
			F	367530	440497	459611	412214	472366	455392	-	397936	
		4	M	405868	441151	482866	450588	466903	467826	-	434490	
			F	329401	365453	386868	400929	388299	376483	-	354710	
		5	M	300241	317381	343214	363373	372501	313007	-	314437	
			F	321697	353830	378737	394159	385939	350567	-	345001	
	T	M	249291	272609	308013	307470	317349	303069	-	266664		
		F	219801	236402	255466	257007	255945	263430	-	231410		
	641/642	1A	M	239215	260358	290351	289332	293931	285772	-	254452	
			F	207714	219792	238785	255549	275349	267361	-	219852	
	FOOD, DRINK, TOBACCO	641/642	1A	M	184425	189506	204702	190427	190427	220162	-	189782
				F	200196	207493	226390	236656	257514	255666	-	209766
			1B	M	264013	304482	330814	341278	350765	345392	-	289406
				F	218762	233554	247380	248350	252813	270832	-	228718
			2	M	249979	281583	305649	316901	321937	322229	-	270776
				F	482230#	-	-	603831#	-	-	-	523100
			3	M	485280#	-	-	591803#	-	-	-	518551
				F	525354#	-	516663#	452320	450214	643116	-	514803
4			M	495780#	-	512233	452320	451791	643116	-	292628#	
			F	368650	363378	377060	408486	397378	517568	-	400429	
5			M	303174#	-	-	-	-	-	-	310941	
			F	361711	360197	374444	398617	398661	518574	-	393810	
T		M	269246	330300	325088	317119	360456	433846	-	317591		
		F	226538	320657#	275656	261551	-	356834	-	249111		
643		1A	M	259017	328419	315310	307339	345818	429703	-	304237	
			F	232189	262182	258881	259006	283419	348208	-	260184	
DISPENSING CHEMISTS		643	1B	M	199099	221623	222823	231258	238182	298664	-	227766
				F	215425	246464	244504	248952	257411	325501	-	247028
			2	M	189278	221270	178944	216229	230850	276340	-	198135
				F	181437	186498	165205	193368	208208	260841	-	184077
			3	M	186628	205264	172861	207363	213369	271945	-	192991
				F	229289	263780	242964	279868	309012	358996	-	257292
			4	M	195333	212732	198832	224567	238958	294771	-	214867
				F	217653	244103	225553	262203	271160	335547	-	242009
	5		M	563861	-	-	-	-	-	-	577383	
			F	566984	-	-	-	-	-	-	575146	
	T		M	461584	-	-	556512	-	-	-	475911	
			F	461437	-	-	535203	-	-	-	479670	
	644	1A	M	461534	-	470034	545148	-	-	477337		
			F	449926	-	414886	421639	-	-	435880		
	2	M	400035	-	395015	410107	-	-	400401			
		F	421709	-	401445	417736	-	-	417027			
	3	M	298356	-	393933	-	-	-	303531			
		F	249082	-	363525	-	-	-	257469			
	4	M	278808	-	380205	-	-	-	284939			
		F	262019	-	233827	302836	-	-	273011			
	5	M	181576	-	237326	263336	-	-	190194			
		F	206658	-	239118	295956	-	-	228370			
	T	M	219781	-	-	-	-	-	220083			
		F	183520	-	-	225915	-	-	183534			
644	1A	M	200370	-	-	350091	-	-	201021			
		F	309043	-	310483	373897	-	-	316653			
MEDICAL GOODS, COSMETICS, CLEANING.MAT.	644	1B	M	234155	-	345276	-	-	-	251768		
			F	269361	-	325258	356243	-	-	285073		
		2	M	-	-	-	714484	986064	-	837588		
			F	-	-	-	714484	986064	-	837588		
		3	M	544561	-	-	702550	689429	-	633489		
			F	-	-	-	-	-	-	512529		
		4	M	511189	518568	-	700122	683131	-	616994		
			F	392158	-	489068	529633	525229	-	478283		
		5	M	-	-	-	419745	-	-	412443		
			F	387079	-	489587	512365	515001	-	469173		
		T	M	310879	331586	435160	405823	376829	-	382203		
			F	266268	290162	359127	381745	347445	-	329785		
	644	1A	M	292775	306658	418374	397973	366101	-	363564		
			F	251889	295045	315441	279541	322083	-	274341		
	2	M	212298	237256	270275	268217	298757	-	237055			
		F	230659	253875	287338	272234	314717	-	253722			
	3	M	217960	-	280537	241888	265117	-	225914			
		F	177771	191123	206454	214493	-	-	186331			
	4	M	204528	193081	246939	231856	262654	-	210663			
		F	262583	341030	415041	408053	434773	-	335995			
	5	M	212416	240740	269841	308163	321919	-	247489			
		F	240974	274598	357858	366639	406643	-	298373			

TAB.D5

REMUNERATION MENSUELLE BRUTE  
CORRIGEE DES SALAIRES A TEMPS PLEIN:  
MOYENNE(M) ET COEFFICIENT DE VARIATION  
(CV) SELON L ACTIVITE , LE SEXE,  
LA QUALIFICATION ET LA TAILLE  
DE L ENTREPRISE

CV

TAILLE ENTREPRISE (NOMBRE DE SALARIES)							SEXE	QUALIFICATION	MACE	ACTIVITE		
10	50	100	200	500	>= 1000	TOT.						
49	99	199	499	999		(*)	ENS.					
34.7	30.5	30.2	30.8	21.1	-	-	33.8	M	1A	61	COMMERCE DE GROS	
41.1#	-	-	-	-	-	-	37.3#	F				
35.0	30.3	30.6	31.1	21.1	-	-	34.0	M	1B			
33.3	31.6	29.0	28.3	19.9	16.0	-	31.2	F				
38.4#	24.9	21.5	-	-	-	-	33.7	M				
33.8	31.1	28.7	28.2	19.6	15.9	-	31.5	F	2			
28.6	24.4	21.2	24.7	18.8	20.3	-	25.9	M				
26.7	28.1	17.0	23.0	20.6	12.9	-	27.2	F				
28.7	25.0	20.9	24.7	18.9	19.9	-	26.3	M	3			
26.9	26.1	24.2	24.2	22.0	16.3	-	26.8	F				
24.8	21.7	20.6	16.2	20.2	21.0	-	23.8	M	4			
26.8	26.0	24.2	23.4	21.8	20.1	-	26.7	F				
26.7	27.9	23.5	26.8	25.3	14.9	-	27.9	M	5			
22.4	21.7	20.9	23.7	19.7	17.2	-	23.0	F				
26.2	27.2	24.6	27.3	26.0	17.3	-	27.5	M				
26.3	25.9	22.7	25.9	24.0	23.3	-	27.2	F				
19.6	20.8	20.9	27.5	15.0	20.6	-	20.9	M				
25.3	25.4	23.4	29.2	24.5	24.6	-	26.6	F				
43.2	44.9	41.4	38.7	39.1	33.1	-	44.0	M	T			
32.1	34.8	31.9	34.4	26.6	25.2	-	32.9	F				
41.8	44.8	42.0	40.5	40.0	33.5	-	43.3	M	1A	641/642		PR. ALIMENTAIRES, BOISSONS, TABAC
43.6#	-	-	25.9#	-	-	-	41.0	F				
42.9#	-	-	26.9#	-	-	-	40.9	M	1B			
43.9#	-	28.9#	20.1	11.5	25.1	-	37.8	F				
46.9#	-	29.0	20.1	11.0	25.1	-	25.9#	M				
26.9	21.7	23.2	21.3	9.5	14.1	-	38.7	F	2			
25.6#	-	-	-	-	-	-	25.4	M				
27.4	21.3	23.1	23.8	9.3	14.2	-	30.0	F				
36.1	25.6	18.3	22.5	11.1	15.4	-	26.3	M	3			
32.4	25.4#	17.2	28.4	-	14.1	-	33.0	F				
36.3	25.6	19.2	24.4	14.1	15.9	-	32.1	M	4			
25.1	18.9	20.9	14.8	20.3	19.8	-	34.2	F				
20.2	17.1	17.2	15.9	12.7	13.0	-	26.4	M	5			
24.8	20.7	21.1	16.1	18.2	19.1	-	23.0	F				
27.5	26.4	22.1	15.3	13.3	15.8	-	26.1	M				
24.2	19.3	21.5	13.7	8.2	14.1	-	27.9	F				
26.5	25.5	22.2	15.8	10.8	15.6	-	24.3	M				
39.7	28.3	35.7	29.9	26.0	26.1	-	27.0	F	T			
25.7	22.4	24.9	19.3	16.3	14.8	-	38.3	M				
37.2	28.7	34.3	29.6	26.1	25.3	-	27.0	F				
30.0	-	-	-	-	-	-	36.6	M	1A	643		PHARMACIES
-	-	-	-	-	-	-	33.5	F				
28.0	-	-	-	-	-	-	30.9	M	1B			
19.2	-	-	12.4	-	-	-	18.7	F				
23.3	-	-	14.1	-	-	-	21.1	M				
20.7	-	8.2	13.4	-	-	-	19.7	F	2			
22.0	-	20.4	19.1	-	-	-	21.2	M				
21.2	-	16.9	26.6	-	-	-	21.3	F				
22.4	-	18.3	21.9	-	-	-	21.7	M	3			
21.9	-	20.0	-	-	-	-	23.0	F				
28.6	-	22.5	-	-	-	-	29.9	M	4			
25.8	-	21.5	-	-	-	-	26.7	F				
19.9	-	20.9	17.0	-	-	-	20.8	M	5			
24.3	-	20.5	19.0	-	-	-	26.6	F				
28.9	-	20.8	18.0	-	-	-	29.6	M				
18.4	-	-	-	-	-	-	18.4	F				
27.3	-	-	-	-	-	-	27.2	M				
24.6	-	-	18.7	-	-	-	24.5	F				
36.4	-	35.4	32.5	-	-	-	35.9	M	T			
46.2	-	28.6	35.9	-	-	-	46.8	F				
43.2	-	32.8	33.7	-	-	-	42.2	M	1A	644	ART. MEDICAUX, PRODUITS D'ENTRETIEN	
-	-	-	28.0	28.9	-	-	29.1	F				
-	-	-	28.0	28.9	-	-	-	M	1B			
27.4	-	-	22.6	13.7	-	-	29.1	F				
-	-	-	-	-	-	-	23.5	M				
28.8	18.8	-	22.8	14.7	-	-	31.1	F				
27.4	-	21.5	15.2	19.8	-	-	25.3	M	2			
-	-	-	19.9	-	-	-	23.9	F				
26.6	-	21.1	17.6	19.8	-	-	19.6	M	3			
25.1	15.9	18.6	13.3	17.7	-	-	24.0	F				
23.8	18.6	15.6	21.6	15.0	-	-	21.3	M	4			
25.8	18.2	19.7	16.5	17.3	-	-	25.9	F				
25.8	26.3	21.3	20.3	18.8	-	-	23.8	M				
22.5	19.2	18.7	18.6	14.6	-	-	25.6	F				
25.9	24.6	21.4	19.3	18.1	-	-	23.7	M	5			
25.8	-	21.3	17.8	18.5	-	-	25.8	F				
23.5	13.7	14.0	15.6	-	-	-	21.3	M				
27.0	15.0	25.7	18.1	18.5	-	-	26.4	F	T			
40.4	39.1	36.5	37.6	46.3	-	-	47.0	M				
29.6	30.5	26.5	32.0	19.4	-	-	34.3	F				
38.8	39.6	40.5	38.8	45.2	-	-	46.6	M				

TAB.D5

GROSS MONTHLY PAY(CORRECTED)  
OF FULL-TIME EMPLOYEES:  
MEAN(M) AND COEFFICIENT OF  
VARIATION(CV) ACCORDING TO  
ACTIVITY , SEX , QUALIFICATION  
AND SIZE OF ENTERPRISE

ACTIVITY	NACE	Q U A L I F I C A T I O N	S E X	SIZE OF ENTERPRISE (NUMBER OF EMPLOYEES)							TO6. ENS.			
				10	50	100	200	500	>=	(°)				
				49	99	199	499	999	1000					
CLOTHING	645	1A	M	641445#	652363#	.	.	.	.	.	.	646185#		
			F	587055#	659529#	.	.	.	.	.	.	.	606145#	
		1B	M	450922#	481524#	477345	.	.	.	.	.	.	466063	
			F	444380#	477896#	458770	.	.	.	.	.	.	393324#	
		2	M	373138	422740	361651	446825	.	.	.	.	.	456154	
			F	343003	322706	369911	.	.	.	.	.	.	392351	
		3	M	367107	400946	363794	404403#	555454	.	.	.	.	346967	
			F	300652	326629	343285	356764#	404468	.	.	.	.	382176	
		4	M	272410	315311	315492	.	.	.	.	.	.	311230	
			F	289432	321661	329825	354124	405214	.	.	.	.	406809	
	5	M	233893	254603	266929	334903	318108	.	.	.	.	301303		
		F	204734	219048	230342	242947	273724	.	.	.	.	242557		
	T	M	215869	231404	240573	264655	286657	.	.	.	.	212247		
		F	199768	212680	209463	230315	248542	.	.	.	.	223193		
	FOOTWEAR, LEATHER GOODS	646	1A	M	178940	193781	199402	201731	222277	.	.	.	204606	
				F	187772	203554	204189	211338	230770	.	.	.	184811	
			1B	M	247496	284565	276474	332708	330804	.	.	.	.	193446
				F	203502	225159	231864	241043	259561	.	.	.	.	259360
			2	M	222404	251684	249082	268071	285748	.	.	.	.	212146
				F	.	.	.	.	.	.	.	.	.	232125
3			M	.	.	.	.	.	.	.	.	.	.	
			F	.	.	.	.	.	.	.	.	.	554036#	
4			M	339278	.	368757	230758	482148	.	.	.	.	537380#	
			F	344644#	.	.	.	.	.	.	.	.	447086	
5	M	341101	404506	373232	230758	481506	.	.	.	.	383158			
	F	246940	.	.	.	332476	.	.	.	.	439369			
T	M	227413#	.	272142	.	.	.	.	.	.	272245			
	F	237849	.	282758	.	326204	.	.	.	.	248892			
4	M	207769	262027	246138	162425	252021	.	.	.	.	260883			
	F	190245	254379	205589	152838	229459	.	.	.	.	215661			
5	M	196331	256308	213300	156747	235135	.	.	.	.	200705			
	F	177537	222074	.	142819	187322	.	.	.	.	205434			
T	M	171441	.	.	141641	185417	.	.	.	.	175956			
	F	172963	221542	204062	142167	186423	.	.	.	.	170408			
FURN. FABRICS, HOUSEHOLD TEXTILES	647	1A	M	215232	368239	299644	163128	363443	.	.	.	172295		
			F	189408	257089	221407	146880	230310	.	.	.	264225		
		1B	M	198414	309885	241128	154653	294734	.	.	.	.	198652	
			F	.	.	.	.	.	.	.	.	.	224462	
		2	M	.	.	.	.	.	.	.	.	.	.	
			F	.	.	.	.	.	.	.	.	.	.	
		3	M	456685	.	.	.	.	.	.	.	.	456685	
			F	334712	.	.	.	.	.	.	.	.	334712	
		4	M	345936	.	.	.	.	.	.	.	.	345936	
			F	337705	.	.	.	.	.	.	.	.	337705	
5	M	254949	.	.	.	.	.	.	.	.	254949			
	F	210327	.	.	.	.	.	.	.	.	210327			
T	M	235052	.	.	.	.	.	.	.	.	235052			
	F	211890	.	.	.	.	.	.	.	.	211890			
HOUSEHOLD FITMENTS, APPLIANCES	648/649	1A	M	202388	.	.	.	.	.	.	.	202388		
			F	209214	.	.	.	.	.	.	.	209214		
		1B	M	261931	.	.	.	.	.	.	.	.	261931	
			F	219900	.	.	.	.	.	.	.	.	219900	
		2	M	443855#	896361#	.	.	.	.	.	.	.	527003#	
			F	445618#	886845#	.	.	.	.	.	.	.	525660#	
		3	M	335013#	560646#	631281	.	.	.	.	.	.	359242	
			F	332685#	561693#	631281	.	.	.	.	.	.	357546	
		4	M	330496	490161	440729	504722	.	.	.	.	.	363879	
			F	381019#	.	.	.	.	.	.	.	.	377190	
5	M	336030	460456	440467	489854	.	.	.	.	.	365441			
	F	281346	372196	365199	342399	.	.	.	.	.	290879			
T	M	276496	302409	.	.	.	.	.	.	.	279724			
	F	279702	347686	360406	341391	.	.	.	.	.	287159			
4	M	223619	252147	252636	268271	.	.	.	.	.	226969			
	F	202944	234439	238388	228991	.	.	.	.	.	207046			
5	M	216733	245553	247726	249279	.	.	.	.	.	220205			
	F	186578	215602	214746	227081	.	.	.	.	.	189123			
T	M	175822	206837	203441	203979	.	.	.	.	.	178648			
	F	184016	212708	210709	219381	.	.	.	.	.	186779			
T	M	223581	300668	309474	287895	.	.	.	.	.	231607			
	F	204633	235897	236334	233775	.	.	.	.	.	208620			
T	M	218216	279028	288907	266313	.	.	.	.	.	224967			
	F	.	.	.	.	.	.	.	.	.	.			

TAB.D5

REMUNERATION MENSUELLE BRUTE  
CORRIGEE DES SALAIRES A TEMPS PLEIN:  
MOYENNE(M) ET COEFFICIENT DE VARIATION  
(CV) SELON L'ACTIVITE, LE SEXE,  
LA QUALIFICATION ET LA TAILLE  
DE L'ENTREPRISE

CV

TAILLE ENTREPRISE (NOMBRE DE SALARIES)							TOB. ENS.	SEXE	QUALIFICATION	NACE	ACTIVITE		
10 49	50 99	100 199	200 499	500 999	>= 1000	(°)							
41.1#	33.8#	.	.	.	.	.	38.9#	M	1A	645	ARTICLES D'HABILLEMENT		
45.1#	32.0#	.	.	.	.	.	42.0#	F	1B				
33.1#	23.9#	12.8	.	.	.	.	29.7	M					
33.5#	22.4#	16.6	.	.	.	.	27.7#	F	2				
28.6	26.9	23.0	13.3	.	.	.	30.1	M					
21.5	27.9	20.8	.	.	.	.	27.9	F	3				
27.7	29.1	22.4	25.9#	15.0	.	.	27.1	M					
26.4	22.6	25.5	21.1#	20.9	.	.	28.2	F	4				
29.3	21.4	12.1	.	.	.	.	26.3	M					
27.9	22.2	21.1	19.4	19.2	.	.	27.4	F	5				
23.1	23.7	17.5	26.6	17.1	.	.	27.1	M					
19.9	19.4	19.4	19.7	12.7	.	.	24.3	F	1A	646		CHAUSSURES, MAROQUINERIE	
22.4	22.6	20.0	27.1	16.1	.	.	20.6	M	1B				
21.5	23.1	21.2	22.6	15.3	.	.	23.3	F	2				
18.5	17.7	17.6	21.2	11.7	.	.	22.1	M	3				
20.7	21.4	19.7	22.7	14.2	.	.	19.0	F	4				
37.7	41.1	36.6	33.6	34.6	.	.	21.2	M	5				
25.0	27.1	24.0	24.6	25.8	.	.	39.0	F	T				
33.9	37.8	31.9	33.2	32.9	.	.	26.2	M	1A	647			TISSUS D'AMEUBLEMENT
.	.	.	.	.	.	.	35.1	F	1B				
.	.	.	.	.	.	.	43.9#	M	2				
.	.	.	.	.	.	.	46.2#	F	3				
17.4	.	19.8	9.3	19.2	.	.	24.3	M	4				
28.2#	.	.	.	.	.	.	25.4	F	5				
21.8	23.7	19.5	9.3	19.0	.	.	24.9	M	T				
28.0	.	.	.	18.0	.	.	28.6	F	1A	648/649	EQUIPEMENT DU FOYER		
29.6#	.	13.0	.	.	.	.	25.4	M	1B				
29.0	.	17.8	.	17.6	.	.	27.6	F	2				
21.5	17.0	19.7	14.7	20.9	.	.	23.3	M	3				
18.5	23.9	11.2	10.6	15.2	.	.	19.8	F	4				
20.2	22.3	15.8	12.9	17.5	.	.	21.4	M	5				
15.0	15.3	.	8.8	20.2	.	.	20.0	F	T				
13.8	.	.	7.1	14.2	.	.	15.7	M					
14.2	17.0	19.1	7.9	17.6	.	.	17.4	F	1A	647			
30.2	47.9	33.5	20.9	43.9	.	.	49.0	M	1B				
22.1	23.7	21.3	10.4	23.4	.	.	25.0	F	2				
26.5	45.5	30.4	17.6	45.8	.	.	42.2	M	3				
.	.	.	.	.	.	.	.	F	4				
.	.	.	.	.	.	.	.	M	5				
.	.	.	.	.	.	.	.	F	T				
20.6	.	.	.	.	.	.	20.6	M	1A	648/649			
20.9	.	.	.	.	.	.	20.9	F	1B				
10.1	.	.	.	.	.	.	10.1	M	2				
18.5	.	.	.	.	.	.	18.5	F	3				
24.3	.	.	.	.	.	.	24.3	M	4				
17.6	.	.	.	.	.	.	17.6	F	5				
24.2	.	.	.	.	.	.	24.2	M	T				
24.7	.	.	.	.	.	.	24.7	F					
19.1	.	.	.	.	.	.	19.1	M					
23.4	.	.	.	.	.	.	23.4	F					
31.7	.	.	.	.	.	.	31.7	M					
24.8	.	.	.	.	.	.	24.8	F					
31.0	.	.	.	.	.	.	31.0	M					
39.9#	17.5#	.	.	.	.	.	47.1#	F	1A	648/649			
40.0#	19.0#	.	.	.	.	.	47.1#	M	1B				
38.7#	26.9#	20.5	.	.	.	.	41.5	F	2				
38.5#	26.9#	20.5	.	.	.	.	41.5	M	3				
23.5	24.1	22.4	19.1	.	.	.	29.1	F	4				
26.9#	.	.	.	.	.	.	24.1	M	5				
24.5	26.6	22.0	19.4	.	.	.	28.5	F	T				
25.1	21.8	23.1	12.3	.	.	.	26.3	M					
20.4	22.7	.	.	.	.	.	20.9	F					
23.7	24.1	22.0	16.2	.	.	.	24.8	M					
22.3	23.9	24.0	16.4	.	.	.	22.8	F					
18.1	19.8	18.8	14.3	.	.	.	18.9	M					
21.6	22.8	22.6	17.5	.	.	.	22.1	F					
24.1	22.0	25.9	17.0	.	.	.	24.3	M					
16.8	18.4	20.5	16.0	.	.	.	18.0	F					
22.8	21.0	24.3	17.5	.	.	.	23.1	M					
34.3	58.4	47.1	33.5	.	.	.	39.8	F					
25.5	25.9	25.4	23.8	.	.	.	26.0	M					
32.6	54.0	45.6	32.6	.	.	.	37.2	F					

TAB.D5

GROSS MONTHLY PAY(CORRECTED)  
OF FULL-TIME EMPLOYEES:  
MEAN(M) AND COEFFICIENT OF  
VARIATION(CV) ACCORDING TO  
ACTIVITY, SEX, QUALIFICATION  
AND SIZE OF ENTERPRISE

ACTIVITY	NACE	Q U A L I F I C A T I O N	S E X	SIZE OF ENTERPRISE (NUMBER OF EMPLOYEES)									
				10	50	100	200	500	>=	T06.			
				49	99	199	499	999	1000	(%) EWS.			
BOOKS, NEWSPPRS., STATIONERY, OFFICE SUPPS.	653	1A	M	700502#	.	816939	-	-	-	-	-	758659	
			F	680935#	.	816939	-	-	-	-	-	-	757873
		1B	M	.	555699	666075	535260	-	-	-	-	-	523188
			F	461488#	547631	659159	535260	-	-	-	-	-	521504
		2	M	420643	402490	464035	457671	-	-	-	-	-	424323
			F	400134#	.	.	.	-	-	-	-	-	406524
		3	M	416172	398941	462855	457671	-	-	-	-	-	420914
			F	316080	346173	401144	354699	-	-	-	-	-	334660
		4	M	300874	327850	356305	341734	-	-	-	-	-	316754
			F	312017	339493	386126	352634	-	-	-	-	-	329765
	5	M	260948	274345	330931	292791	-	-	-	-	-	274984	
		F	214203	233706	284254	262195	-	-	-	-	-	223853	
	T	M	234313	254684	309760	287439	-	-	-	-	-	249024	
		F	204575	221686	274753	215960	-	-	-	-	-	218695	
	OTHER RETAIL DISTRIBUTION	654/655	1A	M	179112	212386	225108	217846	-	-	-	-	187315
				F	194039	217225	269473	216363	-	-	-	-	206744
			1B	M	276629	309331	365729	323511	-	-	-	-	298089
				F	216902	250251	300551	269312	-	-	-	-	229824
			2	M	249501	284173	347290	314270	-	-	-	-	270247
		F		634829#	675325	.	.	-	-	-	-	-	694698
656		1A	M	654851#	709216	.	.	-	-	-	-	708662	
			F	493478	609782	572012#	620928	-	-	-	-	548718	
		1B	M	488748	617099	583882	620928	-	-	-	-	524102#	
			F	424849	496324	472047	499426	349501	-	-	-	452938	
	2	M	354629	492350	469522	491710	349501	-	-	-	385223		
F		416738	359020	384212	400743	286224	-	-	-	446684			
3	M	331438	346557	351069	334264	-	-	-	-	350621			
	F	297006	356523	376217	393927	284439	-	-	-	317729			
4	M	323952	276716	272778	294077	258396	-	-	-	344014			
	F	257566	250503	247327	247855	222193	-	-	-	266503			
5	M	227465	266783	266099	277493	241483	-	-	-	234094			
	F	247100	231294	237234	276662	198026	-	-	-	255043			
T	M	216178	184644	216698	229142	198759	-	-	-	228551			
	F	197322	214295	230828	268317	198600	-	-	-	199499			
VARIOUS NON-FOOD PRODUCTS	656	1A	M	211199	341601	318807	325385	265566	-	-	-	220277	
			F	275699	258237	260142	252603	218481	-	-	-	296475	
		1B	M	233577	317461	304370	306270	243855	-	-	-	240404	
			F	263474	.	.	.	.	-	-	-	280124	
		656	1A	M	.	.	.	.	.	-	-	-	664990
	F			.	.	.	.	.	-	-	-	641430	
	1B		M	.	.	.	.	.	636878	-	-	626834	
			F	.	.	.	.	.	611980	-	-	547380#	
	2		M	413648	364688	425859	456896	-	-	-	-	622732	
		F	397842	354562	423703	452872	-	-	-	-	520791		
3	M	341523	340002	341605	364038	-	-	-	-	488189			
	F	219618	318690	318690	339794	-	-	-	-	517082			
4	M	290424	319712	335986	354156	-	-	-	-	397380			
	F	245185	221020	238967	278148	-	-	-	-	360832			
5	M	197263	189356	208721	253750	-	-	-	-	380228			
	F	217072	195403	218738	260480	-	-	-	-	300528			
T	M	202490	178519	195024	226356	-	-	-	-	263507			
	F	168590	160535	177382	213826	-	-	-	-	275266			
RETAIL TRADE	64/653- 656	1A	M	182958	164215	187606	222288	-	-	-	-	214295	
			F	259846	257071	251230	305112	-	-	-	-	337779	
		1B	M	190030	184273	208368	262687	-	-	-	-	231833	
			F	221590	200921	227363	277706	-	-	-	-	265872	
		2	M	497044	806431	722362	705006	812485	-	-	-	295827	
	F		515876#	.	.	.	.	311363	-	-	581256		
	656	1A	M	498206	800995	671424	698014	812485	-	-	-	531064#	
			F	404990	557257	537436	545372	593917	637051	-	-	577912	
		1B	M	386547	.	452300	480788	-	-	-	-	510604	
			F	403098	556403	528970	533149	587306	636112	-	-	447652	
2		M	371318	439770	416427	447084	467048	531887	-	-	505180		
	F	365410	345266	389665	399260	484516	526784	-	-	439813			
3	M	370311	424092	411885	438268	468158	531452	-	-	397449			
	F	291889	348136	363677	358152	341739	416227	-	-	433752			
4	M	266789	316803	319826	332607	341262	374676	-	-	331465			
	F	283682	338133	350798	351739	345920	398102	-	-	308391			
5	M	291671	258677	261500	275086	278263	318258	-	-	323570			
	F	203638	220864	224804	244920	238621	276676	-	-	256089			
T	M	219247	239093	242464	259525	254829	281330	-	-	234251			
	F	192062	217155	202102	232151	218885	262869	-	-	244775			
656	1A	M	178639	189822	180583	186712	207802	234693	-	-	180014		
		F	187490	204655	193011	219517	211847	250729	-	-	189429		
656	1A	M	236465	295452	278564	305127	334460	355163	-	-	270696		
		F	204516	223736	221984	249856	240088	280815	-	-	232387		
656	1A	M	224321	263218	253518	281434	286543	314048	-	-	254080		



REMUNERATION MENSUELLE BRUTE  
CORRIGEE DES SALAIRES A TEMPS PLEIN:  
MOYENNE(M) ET COEFFICIENT DE VARIATION  
(CV) SELON L ACTIVITE , LE SEXE,  
LA QUALIFICATION ET LA TAILLE  
DE L ENTREPRISE

CV

TAILLE ENTREPRISE (NOMBRE DE SALAIRES)							SEXE	QUALIFICATION	NACE	ACTIVITE
10 49	50 99	100 199	200 499	500 999	>= 1000 (*)	TOT. EMS.				
35.0#		27.7				33.6	M	1A	653	LIVRES, JOURN., PAPIER, EQ. BUREAU
36.6#	18.1	27.7 25.7	34.7			33.8 35.6	F	1B		
38.7#	19.3	26.0	34.7			35.0	M	2		
32.6	22.5	19.7	24.0			29.0	F			
28.4#						27.2	M			
31.9	23.8	18.6	24.0			28.8	F			
29.2	22.7	19.0	31.5			28.9	M	3		
24.3	23.3	17.3	16.8			23.4	F			
28.1	23.1	19.4	26.8			27.7	M	4		
27.3	24.4	26.8	26.4			27.8	F			
22.8	19.0	21.8	16.8			23.8	M	5		
27.2	23.8	26.2	25.6			28.3	F			
24.4	24.4	28.7	15.8			28.0	M			
18.3	17.2	21.3	19.0			20.0	F			
23.4	21.5	28.8	16.7			26.9	M	T		
44.8	41.2	45.0	45.8			45.9	F			
31.6	41.8	26.9	22.9			34.6	M			
42.8	42.8	42.8	44.2			45.0	F			
35.8#	27.5					34.2	M	1A	654/655	AUTRES COMMERCE DE DETAIL
33.5#	29.4					33.1	F			
30.1	25.4	30.4#	19.3			29.6	M	1B		
						36.8#	F			
30.4	26.2	29.1	19.3			30.3	M	2		
28.1	21.9	21.4	22.1	7.9		26.0	F			
19.9						21.6	M			
28.0	22.0	21.7	21.6	7.9		26.2	F	3		
29.0	22.6	22.8	30.0	7.3		27.9	M			
21.2	17.4	20.0	7.9			20.9	F	4		
28.1	21.7	22.6	29.5	7.2		27.1	M			
24.6	24.8	25.6	33.3	14.4		26.4	F	5		
24.3	20.0	20.9	17.3	11.3		22.0	M			
25.2	23.8	25.0	30.8	15.2		25.9	F			
26.3	29.2	22.6	20.2	6.4		26.9	M	1A	656	PRODUITS DIVERS NON ALIMENT.
22.9	24.2	16.7	18.2	10.9		22.2	F			
25.8	30.0	21.5	21.1	10.1		26.6	M			
38.9	42.7	42.6	38.7	16.7		40.9	F			
33.1	42.3	31.0	21.1	12.5		32.9	M			
38.5	44.6	41.8	37.9	18.1		40.5	F			
						29.3	M	1A	64/653- 656	COMMERCE DE DETAIL
						32.0	F			
						23.4	M	1B		
					22.2	16.6	F			
					22.0	26.1#	M			
21.9	24.4	23.6	17.4			23.7	F	2		
			18.4			19.0	M			
25.3	22.0	22.8	17.8			16.2	F	3		
25.0	17.2	20.2	16.0			18.7	M			
24.9	26.9	18.8	15.0			16.6	F	4		
32.8	18.5	20.1	16.0			17.4	M			
20.9	26.9	25.9	21.2			21.1	F	1A		
18.9	18.9	23.7	18.3			20.2	M			
22.8	22.1	25.5	19.7			21.5	F	2		
24.2	23.9	22.5	18.3			20.1	M			
21.7	14.2	17.0	19.1			16.4	F	3		
24.9	17.6	21.1	18.7			19.6	M			
36.9	57.0	35.8	30.9			36.7	F	4		
24.1	24.3	27.1	23.1			24.5	M			
36.4	42.8	33.6	27.7			34.1	F	1A		
43.4	26.1	39.7	33.1	36.5		44.4	M			
38.1#						44.2#	F	1B		
43.1	27.1	44.5	33.7	36.5		44.4	M			
42.2	26.0	30.5	28.5	24.6	22.3	37.1	F			
35.0		26.7	30.5			16.6	M	2		
41.6	26.4	30.7	29.3	24.7		22.1	F			
28.5	26.5	24.7	23.1	20.8		18.6	M	3		
26.0	25.5	19.0	27.7	16.1		16.2	F	4		
78.1	27.8	24.1	24.2	20.5		18.4	M			
28.9	23.1	23.1	24.9	20.9		16.5	F	1A		
26.2	21.9	18.3	23.4	19.1		16.9	M			
28.5	23.2	23.0	24.8	20.4		17.5	F	2		
24.0	23.5	23.8	23.8	20.5		21.3	M			
20.3	20.6	21.3	18.9	15.4		19.8	F	3		
23.6	23.7	24.0	22.5	19.7		21.6	M			
25.3	24.9	27.9	22.8	21.8		19.6	F	4		
20.3	20.1	22.0	20.1	13.5		16.5	M			
24.1	24.1	26.5	23.5	17.4		18.3	F	1A		
38.1	47.0	43.0	37.1	40.8		35.2	M			
27.7	30.8	29.0	27.2	22.2		23.9	F			
35.9	45.0	40.6	35.6	39.6		33.2	M			

TAB.D6

INDEX OF MEAN GROSS MONTHLY PAY (CORRECTED) OF FULL-TIME EMPLOYEES ACCORDING TO ACTIVITY, SEX, QUALIFICATION AND SIZE OF ENTERPRISE (PAY OF ALL FULL-TIME EES.=100)

INDICE DE LA REMUNERATION MENSUELLE BRUTE CORRIGEE MOYENNE DES SALARIES A TEMPS PLEIN SELON L ACTIVITE, LE SEXE, LA QUALIF. ET LA TAILLE DE L ENTREP. (REM. DE L ENS. DES SAL. A TEMPS PLEIN = 100)

ACTIVITY	NACE	QUALIFICATION	SEX	SIZE OF ENTERPRISE (NUMBER OF EMPLOYEES)								
				10	50	100	200	500	>=	TOT.		
				49	99	199	499	999	1000	ENS.		
AGRIC. PRIMARY PROD., LIVE-STOCK, TEXT.	611	1A	M	84.5#	-	-	82.8#	-	-	-	100.0	
			F	84.6#	-	-	82.9#	-	-	-	100.0	
		1B	M	102.9#	94.5	-	96.8	-	-	-	100.0	
			F	99.3#	94.8	129.7#	97.2	-	-	-	100.0	
		2	M	85.5	95.3	112.7	101.9	-	-	-	100.0	
			F	86.3	96.9	112.4	100.0	-	-	-	100.0	
		3	M	84.8	100.0	100.6	108.5	-	-	-	100.0	
			F	89.1#	-	-	116.9	-	-	-	100.0	
		4	M	84.2	96.8	104.6	111.0	-	-	-	100.0	
			F	79.8	95.1	110.9	113.9	-	-	-	100.0	
		5	M	93.0	95.3	129.6	130.5#	-	-	-	100.0	
			F	82.5	93.1	115.5	118.1	-	-	-	100.0	
	T	M	F	82.1	98.1	101.1	110.7	-	-	-	100.0	
			F	89.6	102.0	113.9	96.3	-	-	-	100.0	
		F	M	84.0	95.1	105.8	107.8	-	-	-	100.0	
			M	79.6	108.1	99.2	107.9	-	-	-	100.0	
		F	M	90.6	104.4	108.8	94.9	-	-	-	100.0	
			M	81.4	102.8	103.7	107.2	-	-	-	100.0	
	FUELS, ORES, INDUSTRIAL CHEMICALS	612	1A	M	91.9	93.6	128.4	-	-	-	-	100.0
				F	92.0	93.5	128.2	-	-	-	-	100.0
			1B	M	89.9	106.3	113.9	88.8	112.9	104.8	-	100.0
				F	91.3	103.9	114.0	88.6	112.3	104.5	-	100.0
			2	M	91.7	110.1	107.7	109.1	119.5	99.6	-	100.0
				F	94.7	-	-	-	-	-	-	100.0
3			M	91.7	108.0	109.5	110.9	119.7	101.1	-	100.0	
			F	92.0	108.9	101.2	113.9	119.6	97.0	-	100.0	
4			M	94.5	102.8	104.4	111.7	112.3	103.2	-	100.0	
			F	92.6	107.2	102.2	113.4	118.7	98.7	-	100.0	
5			M	94.2	111.6	109.1	118.3	109.5	110.2	-	100.0	
			F	92.8	105.6	104.6	111.2	106.0	113.6	-	100.0	
T		M	F	94.3	109.6	106.9	111.8	107.8	111.3	-	100.0	
			F	96.1	110.6	107.0	121.5	117.4	113.2	-	100.0	
		F	M	95.6	104.4	109.7	101.2	108.6	133.4#	-	100.0	
			M	96.4	107.8	106.9	105.5	115.1	114.7	-	100.0	
		F	M	90.0	111.4	115.2	130.9	118.8	112.0	-	100.0	
			M	94.4	103.4	104.2	113.2	106.1	113.6	-	100.0	
TIMBER, BUILDING MATERIALS		613	1A	M	97.8#	108.7	111.6	123.2	115.6	113.5	-	100.0
				F	97.9#	-	-	-	-	-	-	100.0
			1B	M	98.4#	-	-	-	-	-	-	100.0
				F	98.3	-	-	-	-	-	-	100.0
			2	M	99.4	97.7	114.1	119.6	-	-	-	100.0
				F	97.6	99.9	114.5	121.8	-	-	-	100.0
	3		M	98.9	103.8	109.1	110.0	-	-	-	100.0	
			F	97.6	107.4	110.3	118.0	-	-	-	100.0	
	4		M	98.7	104.5	108.8	111.2	-	-	-	100.0	
			F	101.3	96.2	110.4	103.4	-	-	-	100.0	
	5		M	98.9	99.7	115.3	116.4	-	-	-	100.0	
			F	100.4	97.7	108.8	106.4	-	-	-	100.0	
	T	M	F	99.6	99.1	123.1	104.7	-	-	-	100.0	
			F	100.2	93.8	114.6	105.0	-	-	-	100.0	
		F	M	99.6	99.2	120.0	104.2	-	-	-	100.0	
			M	100.0	97.0	125.4	111.7	-	-	-	100.0	
		F	M	99.3	97.1	117.8	113.5	-	-	-	100.0	
			M	99.6	97.9	120.7	111.6	-	-	-	100.0	
	MACHINERY, EQUIPMENTS, VEHICLES	614	1A	M	93.6	106.7	-	-	111.3	-	-	100.0
				F	92.8	107.6	-	-	111.9	-	-	100.0
			1B	M	95.3	106.2	95.5	99.9	113.2	113.7	-	100.0
				F	94.4	105.8	97.7	100.5	114.0	113.0	-	100.0
			2	M	98.2	101.9	105.7	98.5	95.8	94.3	-	100.0
				F	95.3	-	107.0	-	-	-	-	100.0
3			M	97.4	102.3	105.8	99.5	96.8	96.5	-	100.0	
			F	96.2	104.0	103.4	93.9	109.6	99.9	-	100.0	
4			M	96.0	106.9	102.0	105.9	-	102.6	-	100.0	
			F	95.8	104.7	103.9	96.6	111.2	99.3	-	100.0	
5			M	93.6	99.6	107.1	99.4	125.0	97.1	-	100.0	
			F	96.4	104.8	103.5	97.8	97.2	102.9	-	100.0	
T		M	F	94.7	101.2	104.9	98.7	124.9	95.8	-	100.0	
			F	92.1	102.4	98.3	80.3	120.9	109.7	-	100.0	
		F	M	98.7	100.1	104.5	86.1	101.5	109.5	-	100.0	
			M	93.6	101.4	99.5	82.1	121.9	105.4	-	100.0	
		F	M	94.7	103.1	105.0	96.6	109.8	112.1	-	100.0	
			M	96.5	106.2	104.0	98.6	89.3	106.5	-	100.0	
F		M	94.9	103.6	104.6	96.8	112.1	103.5	-	100.0		

TAB.D6

INDEX OF MEAN GROSS  
MONTHLY PAY (CORRECTED)  
OF FULL-TIME FEMALE EMPLOYEES  
ACCORDING TO ACTIVITY,  
QUALIFICATION AND SIZE OF ENTERPRISE  
(PAY OF FULL-TIME MALE EES.=100)

INDICE DE LA REMUNERATION  
MENSUELLE BRUTE CORRIGEE  
MOYENNE DES SALAIRES FEMININS  
A TEMPS PLEIN SELON L'ACTIVITE,  
LA QUALIF. ET LA TAILLE DE L'ENTREP.  
(REM. DES SAL. MASC. A TEMPS PLEIN = 100)

TAILLE ENTREPRISE (NOMBRE DE SALARIE)							TOG. ENS.	SEXE	QUALIFICATION	NACE	ACTIVITE
10 49	50 99	100 199	200 499	500 999	>= 1000 (%)						
100.0#	-	-	100.0#	-	-	100.0	M	1A	611	MAT. PREM. AGR., ANIMAUX, TEXTILES	
100.0#	100.0	-	100.0	-	-	100.0	F	1B			
100.0	100.0	100.0	100.0	-	-	100.0 101.1#	M	2			
100.0 82.5#	100.0	100.0	100.0 84.6	-	-	100.0 78.6	M	3			
100.0 97.2	100.0 83.5	100.0 97.4	100.0 95.5#	-	-	100.0 83.4	M	4			
100.0 87.6	100.0 83.5	100.0 90.5	100.0 69.9	-	-	100.0 80.3	M	5			
100.0 84.3	100.0 71.6	100.0 81.3	100.0 65.1	-	-	100.0 74.1	M	T			
100.0	100.0	100.0	-	-	-	100.0	M	1A	612		COMBUSTIBLES, MINERAIS, PR. CHIMIQUES
100.0	100.0	100.0	100.0	100.0	100.0	100.0 103.3#	M	1B			
100.0 92.5	100.0	100.0	100.0	100.0	100.0	100.0 89.6	M	2			
100.0 96.1	100.0 88.3	100.0 96.6	100.0 91.8	100.0 87.9	100.0 99.6	100.0 93.6	M	3			
100.0 91.4	100.0 87.8	100.0 88.9	100.0 87.3	100.0 89.9	100.0 95.7	100.0 92.8	M	4			
100.0 89.3	100.0 84.7	100.0 92.1	100.0 74.8	100.0 83.0	100.0 90.0#	100.0 89.8	M	5			
100.0 89.9	100.0 79.6	100.0 77.5	100.0 74.1	100.0 76.6	100.0 87.0	100.0 85.7	M	T			
100.0#	-	-	-	-	-	100.0#	M	1A	613	BOIS, MATERIAUX DE CONSTR.	
100.0#	-	-	-	-	-	100.0	M	1B			
100.0	100.0	100.0	100.0	-	-	100.0 81.0#	M	2			
100.0 88.7	100.0 93.0	100.0 90.9	100.0 96.4	-	-	100.0 88.9	M	3			
100.0 87.0	100.0 92.3	100.0 93.0	100.0 100.3	-	-	100.0 89.1	M	4			
100.0 88.4	100.0 83.1	100.0 81.7	100.0 88.1	-	-	100.0 87.8	M	5			
100.0 85.1	100.0 85.8	100.0 80.5	100.0 87.1	-	-	100.0 85.7	M	T			
100.0	100.0	-	-	100.0	-	100.0	M	1A	614		MACHINES, VEHICULES
100.0	100.0	100.0	100.0	100.0	100.0	100.0 91.0#	M	1B			
100.0 88.2	100.0	100.0 92.0	100.0	100.0	100.0	100.0 90.8	M	2			
100.0 90.4	100.0 93.1	100.0 89.4	100.0 102.2	100.0	100.0 93.1	100.0 90.6	M	3			
100.0 89.1	100.0 91.0	100.0 83.6	100.0 85.1	100.0 67.2	100.0 91.6	100.0 86.5	M	4			
100.0 90.4	100.0 82.4	100.0 89.7	100.0 90.4	100.0 70.8	100.0 84.2	100.0 84.3	M	5			
100.0 79.1	100.0 79.9	100.0 76.9	100.0 79.2	100.0 63.1	100.0 73.7	100.0 77.6	M	T			

TAB.D6

INDEX OF MEAN GROSS  
MONTHLY PAY (CORRECTED)  
OF FULL-TIME EMPLOYEES  
ACCORDING TO ACTIVITY, SEX,  
QUALIFICATION AND SIZE OF ENTERPRISE  
(PAY OF ALL FULL-TIME EES.=100)

INDICE DE LA REMUNERATION  
MENSUELLE BRUTE CORRIGEE  
MOYENNE DES SALARIES  
A TEMPS PLEIN SELON L ACTIVITE, LE SEXE,  
LA QUALIF. ET LA TAILLE DE L ENTREP.  
(REM. DE L ENS. DES SAL. A TEMPS PLEIN = 100)

ACTIVITY	NACE	Q U A L I F I C A T I O N	S E X	SIZE OF ENTERPRISE (NUMBER OF EMPLOYEES)							T <small>OT</small> E <small>NS.</small>			
				10	50	100	200	500	>=	(*)				
				49	99	199	499	999	1000					
FURNITURE, HSEHD. GOODS, HARDWARE	615	1A	M	82.6#	-	-	106.2	141.6#	-	-	100.0			
			F	83.7#	-	-	103.3#	142.9#	-	-	100.0			
		1B	M	93.3	96.0	-	121.3	127.9	-	-	100.0			
			F	93.2	95.3	-	121.6	129.1	-	-	100.0			
		2	M	92.2	91.0	92.5	113.7	114.4	-	-	100.0			
			F	99.6	-	-	107.4#	-	-	-	100.0			
		3	M	92.8	90.8	93.3	113.7	115.5	-	-	100.0			
			F	93.3	102.2	84.9	112.5	106.1	-	-	100.0			
		4	M	94.5	98.6	97.1#	114.3	129.4	-	-	100.0			
			F	92.9	101.8	87.2	114.7	111.1	-	-	100.0			
		5	M	95.3	100.8	106.4	112.5	116.8	-	-	100.0			
			F	96.4	94.1	101.3	111.4	118.8	-	-	100.0			
		T	M	95.9	98.2	105.7	111.9	116.4	-	-	100.0			
			F	98.8	98.5	91.6	115.8	116.2	-	-	100.0			
		TEXTILES, CLOTH- ING, FOOTWR., LEATHERWARE	616	1A	M	92.3	103.1	105.5	124.3	128.4	-	-	100.0	
					F	100.6#	-	-	-	100.3#	-	-	100.0	
				1B	M	100.6#	-	-	-	100.3#	-	-	100.0	
					F	96.6#	87.8#	-	-	131.6	99.4#	-	-	100.0
				2	M	97.4#	87.9#	120.5#	-	130.5	98.6#	-	-	100.0
					F	90.4	104.7	94.2	-	118.6	122.2	-	-	100.0
3	M			93.9	-	-	-	135.8	-	-	-	100.0		
	F			90.4	107.9	99.0	-	121.6	125.9	-	-	100.0		
4	M			95.8	102.9	116.3	-	132.9	113.9	-	-	100.0		
	F			98.4	88.1	99.2	-	121.7	115.6	-	-	100.0		
5	M			96.7	100.3	110.3	-	128.0	111.6	-	-	100.0		
	F			96.2	110.8	109.4	-	150.9	121.5	-	-	100.0		
T	M			96.6	100.6	114.0	-	139.7	115.5	-	-	100.0		
	F			96.4	106.1	111.2	-	143.2	117.5	-	-	100.0		
FOOD, DRINK, TOBACCO	617			1A	M	97.7	92.5	118.1	-	151.2	124.7	-	-	100.0
					F	98.7	94.8	108.1	-	144.4	113.2	-	-	100.0
				1B	M	98.2	93.5	111.7	-	149.7	117.0	-	-	100.0
					F	94.0	102.2	120.3	-	163.0	134.2	-	-	100.0
				2	M	97.2	94.8	110.2	-	144.3	116.1	-	-	100.0
					F	95.3	99.9	114.6	-	155.3	125.5	-	-	100.0
		3	M	96.8#	94.0#	-	-	-	-	-	-	100.0		
			F	97.6#	89.8#	-	-	-	-	-	-	100.0		
		4	M	97.6	96.9#	112.8#	104.7	-	-	-	-	100.0		
			F	98.5	92.2#	113.5	104.5	-	-	-	-	100.0		
		5	M	95.3	108.7	116.1	98.6	107.7	-	-	-	100.0		
			F	100.1#	101.0	98.1#	-	-	-	-	-	100.0		
		T	M	95.9	107.8	113.7	98.6	108.1	-	-	-	100.0		
			F	84.8	95.3	126.9	107.8	109.0	122.2	-	-	100.0		
		TOBACCO PRODUCTS	617.6	1A	M	100.2	94.8	119.8	123.1	-	-	82.5	-	100.0
					F	95.7	96.2	126.6	110.3	110.2	103.8	-	-	100.0
				2	M	95.9	111.3	118.6	117.1	100.8	-	-	-	100.0
					F	97.7	105.3	113.9	102.7	102.2	-	-	-	100.0
				3	M	96.6	110.3	118.0	108.4	99.1	-	-	-	100.0
					F	95.5	105.9	101.7	118.2	125.1	127.9	-	-	100.0
4	M			96.9	97.3	104.6	118.3	121.2	112.0	-	-	100.0		
	F			96.6	99.5	98.2	119.7	123.0	133.5	-	-	100.0		
5	M			94.7	108.7	129.2	121.8	108.5	117.2	-	-	100.0		
	F			98.2	96.4	103.9	110.9	109.4	115.9	-	-	100.0		
T	M			96.2	103.4	113.5	117.7	106.8	121.8	-	-	100.0		
	F			-	-	-	-	-	-	-	-	-		

TAB.D6

INDEX OF MEAN GROSS  
MONTHLY PAY (CORRECTED)  
OF FULL-TIME FEMALE EMPLOYEES  
ACCORDING TO ACTIVITY,  
QUALIFICATION AND SIZE OF ENTERPRISE  
(PAY OF FULL-TIME MALE EES.=100)

INDICE DE LA REMUNERATION  
MENSUELLE BRUTE CORRIGEE  
MOYENNE DES SALAIRES FEMININS  
A TEMPS PLEIN SELON L'ACTIVITE,  
LA QUALIF. ET LA TAILLE DE L'ENTREP.  
(REM. DES SAL. MASC. A TEMPS PLEIN = 100)

TAILLE ENTREPRISE (NOMBRE DE SALARIE)								SEXE	O U A L I F I C A T I O N	NACE	ACTIVITE
10 49	50 99	100 199	200 499	500 999	>= 1000	(*)	100. ENS.				
100.0#	-	-	100.0	100.0#	-	-	100.0	M	1A	615	MEUBLES, ART. MENAGERS QUINCAILLERIE
100.0	100.0	-	100.0	100.0	-	-	100.0	F	1B		
100.0	100.0	100.0	100.0	100.0	-	-	100.0	M	2		
98.6	-	-	86.1#	-	-	-	91.2	F			
100.0	100.0	100.0	100.0	100.0	-	-	100.0	M	3		
85.7	81.5	96.6#	85.9	103.0	-	-	84.5	F			
100.0	100.0	100.0	100.0	100.0	-	-	100.0	M	4		
88.8	82.0	83.7	86.9	89.3	-	-	87.8	F			
100.0	100.0	100.0	100.0	100.0	-	-	100.0	M	5		
88.1	90.1	108.4	86.0	83.1	-	-	88.4	F			
100.0	100.0	100.0	100.0	100.0	-	-	100.0	M	T		
85.4	75.5	76.8	78.2	74.7	-	-	81.6	F			
100.0#	-	-	-	100.0#	-	-	100.0	M	1A	616	TEXTILE, HABILLEMENT, CHAUSSURES
-	-	-	-	-	-	-	-	F	1B		
100.0#	100.0#	-	-	100.0	100.0#	-	100.0	M	2		
-	-	-	-	-	-	-	107.3#	F			
100.0	100.0	100.0	-	100.0	100.0	-	100.0	M	3		
86.4	-	-	-	95.2	-	-	83.2	F			
100.0	100.0	100.0	-	100.0	100.0	-	100.0	M	4		
92.7	77.3	77.0	-	82.7	91.7	-	90.3	F			
100.0	100.0	100.0	-	100.0	100.0	-	100.0	M	5		
92.5	83.7	96.0	-	85.3	87.6	-	92.1	F			
100.0	100.0	100.0	-	100.0	100.0	-	100.0	M	T		
94.2	95.6	85.3	-	89.0	82.4	-	93.2	F			
100.0	100.0	100.0	-	100.0	100.0	-	100.0	M	1A	617	PRODUITS ALIM., BOISSONS, TABAC
86.9	77.9	77.0	-	74.4	72.7	-	84.0	F	1B		
100.0#	100.0#	-	-	-	-	-	100.0	M	2		
100.0	100.0#	100.0#	100.0	-	-	-	100.0	M	3		
103.6#	91.7	83.4#	100.0	100.0	-	-	98.7	F			
100.0	100.0	100.0	100.0	100.0	100.0	-	100.0	M	4		
93.6	88.1	83.6	101.2	-	59.8	-	88.6	F			
100.0	100.0	100.0	100.0	100.0	-	-	100.0	M	5		
87.9	81.5	82.8	75.7	87.5	-	-	86.3	F			
100.0	100.0	100.0	100.0	100.0	100.0	-	100.0	M	T		
88.0	79.7	89.2	86.8	84.0	75.9	-	86.7	F			
100.0	100.0	100.0	100.0	100.0	100.0	-	100.0	M	1A	617.6	PRODUITS DU TABAC
83.1	71.0	64.4	73.0	80.7	78.3	-	80.1	F	1B		
-	-	-	-	-	-	-	-	M	2		
-	-	-	-	-	-	-	-	F			
-	-	-	-	-	-	-	-	M	3		
-	-	-	-	-	-	-	-	F			
-	-	-	-	-	-	-	-	M	4		
-	-	-	-	-	-	-	-	F			
-	-	-	-	-	-	-	-	M	5		
-	-	-	-	-	-	-	-	F	T		

TAB.D6

INDEX OF MEAN GROSS MONTHLY PAY (CORRECTED) OF FULL-TIME EMPLOYEES ACCORDING TO ACTIVITY, SEX, QUALIFICATION AND SIZE OF ENTERPRISE

INDICE DE LA REMUNERATION MENSUELLE BRUTE CORRIGEE MOYENNE DES SALAIRES A TEMPS PLEIN SELON L ACTIVITE, LE SEXE, LA QUALIF. ET LA TAILLE DE L ENTREP.

(PAY OF ALL FULL-TIME EES.=100)

(REM. DE L ENS. DES SAL. A TEMPS PLEIN = 100)

ACTIVITY	NACE	QUALIFICATION	SEX	SIZE OF ENTERPRISE (NUMBER OF EMPLOYEES)							TOG. ENS.	
				10	50	100	200	500	>=	(*)		
				49	99	199	499	999	1000			
PHARMACEUTICAL, MEDICAL GDS., CLEANING MAT.	618	1A	M	96.5#	110.3#	102.4#	-	-	-	-	100.0	
			F	97.7#	109.7#	99.7#	-	-	-	-	100.0	
		1B	M	94.9#	98.2#	131.6	-	-	-	-	100.0#	
			F	92.4	101.1#	129.9	-	-	-	-	100.0	
		2	M	105.0	107.6	105.7	91.7	100.2	-	-	100.0	
			F	96.0#	94.0#	-	-	-	-	-	100.0	
		3	M	98.6	107.2	109.9	94.3	103.0	-	-	100.0	
			F	98.3	102.6	100.7	85.1	102.1	-	-	100.0	
		4	M	94.4	103.9	114.8	-	124.8	-	-	100.0	
			F	96.9	102.4	104.4	87.6	106.5	-	-	100.0	
		5	M	99.6	93.9	101.8	91.8	130.8	-	-	100.0	
			F	97.4	95.7	104.6	90.9	116.2	-	-	100.0	
	PHARMACEUTICALS	618.1	1A	M	100.4	94.6	103.9	96.8	116.9	-	-	100.0
				F	99.6	96.1	100.5	83.8	117.4	-	-	100.0
			1B	M	100.1	95.5	101.8	85.5	115.5	-	-	100.0
				F	94.4	101.5	106.7	141.5	126.6	-	-	100.0
			2	M	97.0	101.8	104.8	86.6	114.4	-	-	100.0
				F	95.6	102.4	103.3	134.5	119.9	-	-	100.0
			3	M	-	-	-	-	-	-	-	100.0#
				F	-	-	-	-	-	-	-	100.0#
			4	M	-	98.2#	-	-	-	-	-	100.0#
				F	-	98.4	-	-	-	-	-	100.0
			5	M	96.4#	104.4	-	-	-	-	-	100.0
				F	99.8	99.3	106.1	-	-	-	-	100.0
OTHER WHOLESALE DISTRIBUTION	619	1A	M	95.4	103.8	-	-	-	-	100.0		
			F	98.9	100.1	110.7	-	-	-	100.0		
		1B	M	103.2	88.3	106.1	-	-	-	100.0		
			F	101.1	90.0	107.4	-	-	-	100.0		
		2	M	102.9	88.2	104.1	-	-	-	100.0		
			F	101.2	91.9	105.9	-	-	-	100.0		
		3	M	100.6	92.1	102.9	-	-	-	100.0		
			F	100.8	92.5	104.2	-	-	-	100.0		
		4	M	99.0	100.4	106.7	-	-	-	100.0		
			F	99.3	97.9	105.5	-	-	-	100.0		
		5	M	99.0	101.0	104.3	-	-	-	100.0		
			F	91.5	111.6#	120.6	112.9	-	-	100.0		
PAPER, BOOKS, STATIONERY, NEWSPAPERS	619.1/2	1A	M	91.5	111.2#	121.9	113.6	-	-	100.0		
			F	95.1	93.7	102.8	109.8	108.6	-	-	100.0	
		1B	M	95.2	93.0	102.8	109.6	109.3	-	-	100.0	
			F	98.3	94.2	109.5	95.2	115.2	-	-	100.0	
		2	M	99.3	94.4	118.0	94.3	-	-	100.0		
			F	98.2	93.4	110.7	95.2	116.8	-	-	100.0	
		3	M	95.0	98.3	105.9	103.2	108.3	-	-	100.0	
			F	97.1	93.2	105.1	110.3	125.6	-	-	100.0	
		4	M	94.7	97.1	106.3	105.5	112.1	-	-	100.0	
			F	94.1	104.5	109.6	102.1	109.8	-	-	100.0	
		5	M	94.7	108.1	116.0	102.9	116.8	-	-	100.0	
			F	93.5	107.6	113.8	102.3	113.5	-	-	100.0	
	T	M	96.9	111.4	122.0	112.1	116.0	-	-	100.0		
		F	96.3	106.9	121.1	102.9	122.7	-	-	100.0		
	619.1/2	1A	1A	M	91.2	103.5	115.9	109.0	114.8	-	-	100.0
				F	93.6	107.2	124.6	109.1	125.5	-	-	100.0
			1B	M	90.6	106.5	121.6	110.1	121.1	-	-	100.0
				F	-	-	-	-	-	-	-	-
			2	M	-	-	-	-	-	-	-	-
				F	-	-	-	-	-	-	-	-
			3	M	100.0#	-	-	-	-	-	-	100.0#
				F	100.0	-	-	-	-	-	-	100.0
			4	M	100.0#	-	-	-	-	-	-	100.0#
				F	100.0	-	-	-	-	-	-	100.0
5			M	100.0	-	-	-	-	-	-	100.0	
			F	100.0	-	-	-	-	-	-	100.0	
T	M	100.0	-	-	-	-	-	-	100.0			
	F	100.0	-	-	-	-	-	-	100.0			

TAB.D6

INDEX OF MEAN GROSS  
MONTHLY PAY (CORRECTED)  
OF FULL-TIME FEMALE EMPLOYEES  
ACCORDING TO ACTIVITY,  
QUALIFICATION AND SIZE OF ENTERPRISE  
(PAY OF FULL-TIME MALE EES.=100)

INDICE DE LA REMUNERATION  
MENSUELLE BRUTE CORRIGEE  
MOYENNE DES SALAIRES FEMININS  
A TEMPS PLEIN SELON L ACTIVITE,  
LA QUALIF. ET LA TAILLE DE L ENTREP.  
(REM. DES SAL. MASC. A TEMPS PLEIN = 100)

TAILLE ENTREPRISE (NOMBRE DE SALARIE)							TOG. EMS.	SEXE	QUALIFICATION	NACE	ACTIVITE
10 49	50 99	100 199	200 499	500 999	>= 1000	(*)					
100.0#	100.0#	100.0#	-	-	-	-	100.0	M	1A	618	PR. PHARM., MEDICAUX, D'ENTRETIEN
								F	1B		
100.0#	100.0#	100.0	-	-	-	-	100.0	M	2		
74.5#	71.2#		100.0	100.0	-	-	81.5	F	3		
100.0	100.0	100.0	100.0	100.0	-	-	100.0	M	4		
83.7	88.3	99.4		106.5	-	-	87.2	F	5		
100.0	100.0	100.0	100.0	100.0	-	-	100.0	M	T		
85.3	88.8	89.5	86.3	77.4	-	-	87.1	F			
100.0	100.0	100.0	100.0	100.0	-	-	100.0	M	1A	618.1	PRODUITS PHARM.
93.3	95.4	90.9	81.3	94.4	-	-	94.0	F	1B		
100.0	100.0	100.0	100.0	100.0	-	-	100.0#	M	2		
84.8	82.7	81.1	50.5	74.6	-	-	82.5	F	3		
-	-	-	-	-	-	-	100.0#	M	4		
-	-	-	-	-	-	-	100.0#	F	5		
-	100.0	-	-	-	-	-	100.0	M	T		
100.0	100.0	100.0	-	-	-	-	100.0	M	1A	619	AUTRES COMMERCE DE GROS
79.7	87.1		-	-	-	-	83.3	F	1B		
100.0	100.0	100.0	-	-	-	-	100.0	M	2		
82.9	86.2	85.7	-	-	-	-	84.6	F	3		
100.0	100.0	100.0	-	-	-	-	100.0	M	4		
93.9	94.6	91.8	-	-	-	-	84.4	F	5		
100.0	100.0	100.0	-	-	-	-	100.0	M	T		
85.0	82.6	83.7	-	-	-	-	84.7	F			
100.0	100.0#	100.0	100.0	-	-	-	100.0	M	1A	619.1/2	PAPIER, LIVRES, JOURNEAUX
100.0	100.0	100.0	100.0	100.0	-	-	100.0	F	1B		
100.0	100.0	100.0	100.0	100.0	-	-	100.0	M	2		
93.6		100.6	91.8		-	-	92.6	F	3		
100.0	100.0	100.0	100.0	100.0	-	-	100.0	M	4		
89.3	82.8	86.7	93.4	101.3	-	-	87.4	F	5		
100.0	100.0	100.0	100.0	100.0	-	-	100.0	M	T		
85.5	87.8	89.9	85.5	90.3	-	-	84.9	F			
100.0	100.0	100.0	100.0	100.0	-	-	100.0	M	1A	619.1/2	PAPIER, LIVRES, JOURNEAUX
84.2	90.5	87.6	96.7		-	-	84.3	F	1B		
100.0	100.0	100.0	100.0	100.0	-	-	100.0	M	2		
75.8	76.6	79.5	73.9	80.8	-	-	73.9	F	3		
-	-	-	-	-	-	-	100.0#	M	4		
-	-	-	-	-	-	-	100.0#	F	5		
-	-	-	-	-	-	-	100.0	M	T		
100.0#	-	-	-	-	-	-	100.0#	F			
100.0#	-	-	-	-	-	-	100.0#	M			
94.2	-	-	-	-	-	-	94.2	F			
100.0	-	-	-	-	-	-	100.0	M			
85.8	-	-	-	-	-	-	85.8	F			
100.0	-	-	-	-	-	-	100.0	M			
84.0	-	-	-	-	-	-	84.0	F			

TAB.D6

INDEX OF MEAN GROSS MONTHLY PAY (CORRECTED) OF FULL-TIME EMPLOYEES ACCORDING TO ACTIVITY, SEX, QUALIFICATION AND SIZE OF ENTERPRISE (PAY OF ALL FULL-TIME EES.=100)

INDICE DE LA REMUNERATION MENSUELLE BRUTE CORRIGEE MOYENNE DES SALARIES A TEMPS PLEIN SELON L ACTIVITE, LE SEXE, LA QUALIF. ET LA TAILLE DE L ENTREP. (REM. DE L EMS. DES SAL. A TEMPS PLEIN = 100)

ACTIVITY	NACE	QUALIFICATION	SEX	SIZE OF ENTERPRISE (NUMBER OF EMPLOYEES)								
				10	50	100	200	500	>=	TOT.		
				49	99	199	499	999	1000	EMS.		
WHOLESALE TRADE	61	1A	M	91.5	112.8	114.9	103.6	113.6	-	-	100.0	
			F	95.8#	-	-	-	-	-	-	100.0#	
			T	91.6	112.8	114.5	103.8	114.2	-	100.0		
			M	95.2	96.5	111.1	100.2	119.5	110.6	100.0		
			F	93.0#	104.5	123.9	-	-	-	100.0		
			T	94.9	97.0	111.9	100.9	120.2	111.1	100.0		
		2	M	94.1	100.3	110.3	103.0	106.1	106.5	100.0		
			F	92.4	110.7	115.5	103.6	118.7	114.4	100.0		
			T	93.4	101.5	111.1	103.7	107.5	107.7	100.0		
			M	92.9	103.0	109.1	113.0	109.5	106.1	100.0		
			F	95.5	100.8	109.2	115.6	118.5	99.5	100.0		
			T	93.2	102.6	109.8	114.2	111.9	101.6	100.0		
	4	M	93.5	102.2	115.9	115.3	119.0	113.7	100.0			
		F	95.0	102.2	110.4	111.1	110.6	113.8	100.0			
		T	94.0	102.3	114.1	113.7	115.5	112.3	100.0			
		M	94.5	100.0	108.6	116.2	125.2	121.6	100.0			
		F	97.2	99.9	107.9	100.3	116.0	111.8	100.0			
		T	95.4	98.9	107.9	112.8	122.8	121.9	100.0			
	T	M	91.2	105.2	114.3	117.9	121.2	119.3	100.0			
		F	95.6	102.1	108.2	108.6	110.5	118.4	100.0			
		T	92.3	104.0	112.9	117.0	118.9	119.0	100.0			
		M	92.2#	-	-	115.4#	-	-	100.0			
		F	-	-	-	-	-	-	-			
		T	93.6#	-	100.4#	87.9	87.5	124.9	130.0			
FOOD, DRINK, TOBACCO	641/642	1B	M	102.0#	-	-	-	-	-	-	100.0#	
			F	-	-	-	-	-	-	-	100.0#	
			T	99.6#	-	102.9	90.9	90.8	129.2	100.0		
			M	92.1	80.7	94.2	102.0	99.2	129.3	100.0		
			F	97.5#	-	-	-	-	-	100.0		
			T	91.8	91.5	95.1	101.2	101.2	131.7	100.0		
		2	M	84.8	104.0	102.4	99.8	113.5	136.6	100.0		
			F	90.9	128.7#	110.7	105.0	-	143.2	100.0		
			T	85.1	107.9	103.6	101.0	113.7	141.2	100.0		
			M	89.2	100.8	99.5	99.5	108.9	133.8	100.0		
			F	87.4	97.3	97.8	101.5	104.6	131.1	100.0		
			T	88.8	99.8	99.0	100.8	104.2	131.8	100.0		
	3	M	95.5	111.7	90.3	109.1	116.5	139.5	100.0			
		F	98.6	101.3	88.7	105.0	113.1	141.7	100.0			
		T	96.7	106.4	89.6	107.4	110.6	140.9	100.0			
		M	89.1	102.5	94.4	108.8	120.1	139.5	100.0			
		F	90.9	99.0	92.5	104.5	111.2	137.2	100.0			
		T	89.9	100.9	93.2	108.3	112.0	138.7	100.0			
	DISPENSING CHEMISTS	643	1A	M	97.7	-	-	-	-	-	-	100.0
				F	-	-	-	-	-	-	-	100.0
				T	98.6	-	-	-	-	-	100.0	
				M	97.0	-	-	116.9	-	-	100.0	
				F	96.2	-	-	111.6	-	-	100.0	
				T	96.7	-	98.5	114.2	-	-	100.0	
2		M	103.2	-	95.2	-	-	-	100.0			
		F	99.9	-	98.7	102.4	-	-	100.0			
		T	101.1	-	96.3	100.2	-	-	100.0			
		M	98.3	-	129.8	-	-	-	100.0			
		F	96.7	-	141.2	-	-	-	100.0			
		T	97.8	-	133.4	-	-	-	100.0			
4	M	96.0	-	87.8	110.9	-	-	100.0				
	F	95.5	-	124.8	138.5	-	-	100.0				
	T	90.5	-	104.7	129.6	-	-	100.0				
	M	99.9	-	-	-	-	-	100.0				
	F	100.0	-	-	-	-	-	100.0				
	T	99.7	-	-	112.4	-	-	100.0				
MEDICAL GOODS, COSMETICS, CLEANING.MAT.	644	1A	M	97.6	-	98.1	110.6	-	-	-	100.0	
			F	93.0	-	137.1	148.5	-	-	100.0		
			T	94.5	-	114.1	125.0	-	-	100.0		
			M	-	-	-	85.3	117.7	-	100.0		
			F	-	-	-	85.3	117.7	-	100.0		
			T	-	-	-	110.9	108.8	-	100.0		
	1B	M	86.0	-	-	110.9	-	-	100.0			
		F	-	-	-	-	-	-	100.0			
		T	82.9	84.0	-	113.5	110.7	-	100.0			
		M	82.0	-	102.3	110.7	109.8	-	100.0			
		F	-	-	-	101.8	-	-	100.0			
		T	82.5	-	104.4	109.2	109.8	-	100.0			
2	M	81.3	86.8	113.9	106.2	98.6	-	100.0				
	F	80.7	88.0	108.9	115.8	105.4	-	100.0				
	T	80.5	84.3	115.1	109.5	100.7	-	100.0				
	M	91.8	107.5	115.0	101.9	117.4	-	100.0				
	F	89.6	100.1	114.0	113.1	126.0	-	100.0				
	T	90.9	100.1	113.2	107.3	124.0	-	100.0				
3	M	96.5	-	128.6	107.1	117.4	-	100.0				
	F	95.4	102.6	110.8	115.1	-	-	100.0				
	T	97.1	91.7	117.2	110.1	124.7	-	100.0				
	M	78.2	101.5	123.5	121.4	129.4	-	100.0				
	F	85.8	97.3	108.0	124.5	130.1	-	100.0				
	T	80.8	92.0	119.9	122.9	136.3	-	100.0				



TAB.D6

INDEX OF MEAN GROSS  
MONTHLY PAY (CORRECTED)  
OF FULL-TIME FEMALE EMPLOYEES  
ACCORDING TO ACTIVITY,  
QUALIFICATION AND SIZE OF ENTERPRISE  
(PAY OF FULL-TIME MALE EES. = 100)

INDICE DE LA REMUNERATION  
MENSUELLE BRUTE CORRIGEE  
MOYENNE DES SALAIRES FEMININS  
A TEMPS PLEIN SELON L'ACTIVITE,  
LA QUALIF. ET LA TAILLE DE L'ENTREP.  
(REM. DES SAL. MASC. A TEMPS PLEIN = 100)

TAILLE ENTREPRISE (NOMBRE DE SALARIE)							TOG. ENS.	SEXE	QUALIFICATION	NACE	ACTIVITE
10 49	50 99	100 199	200 499	500 999	>= 1000	(°)					
100.0 91.9#	100.0	100.0	100.0	100.0	-	-	100.0 87.7#	M F	1A	61	COMMERCE DE GROS
100.0 89.6#	100.0 99.3	100.0 102.2	100.0	100.0	100.0	-	100.0 91.6	M F	1B		
100.0 88.8	100.0 99.8	100.0 94.7	100.0 91.0	100.0 101.2	100.0	-	100.0 90.5	M F	2		
100.0 91.1	100.0 86.8	100.0 88.7	100.0 90.6	100.0 95.9	100.0	-	100.0 88.6	M F	3		
100.0 88.2	100.0 86.7	100.0 82.7	100.0 83.6	100.0 80.7	100.0	-	100.0 86.8	M F	4		
100.0 88.8	100.0 86.2	100.0 85.7	100.0 74.5	100.0 80.0	100.0	-	100.0 86.3	M F	5		
100.0 82.9	100.0 76.7	100.0 74.8	100.0 72.8	100.0 72.1	100.0	-	100.0 79.0	M F	T		
100.0#	-	-	100.0#	-	-	-	100.0	M F	1A	641/642	PR. ALIMENTAIRES, BOISSONS, TABAC
100.0#	-	100.0#	100.0	100.0	100.0	-	100.0 56.8#	M F	1B		
100.0 82.2#	100.0	100.0	100.0	100.0	100.0	-	100.0 77.7	M F	2		
100.0 84.1	100.0 97.1#	100.0 84.8	100.0 82.5	100.0	100.0	-	100.0 78.4	M F	3		
100.0 85.7	100.0 84.5	100.0 86.1	100.0 89.3	100.0 84.0	100.0	-	100.0 87.5	M F	4		
100.0 95.9	100.0 84.3	100.0 92.3	100.0 89.4	100.0 90.2	100.0	-	100.0 92.9	M F	5		
100.0 85.2	100.0 80.6	100.0 81.8	100.0 80.2	100.0 77.3	100.0	-	100.0 83.5	M F	T		
100.0	-	-	-	-	-	-	100.0	M F	1A	643	PHARMACIES
100.0 100.0	-	-	100.0 96.2	-	-	-	100.0 100.8	M F	1B		
100.0 88.9	-	100.0 95.2	100.0 97.3	-	-	-	100.0 91.9	M F	2		
100.0 83.5	-	100.0 92.3	-	-	-	-	100.0 84.8	M F	3		
100.0 69.3	-	100.0 99.0	100.0 87.0	-	-	-	100.0 69.7	M F	4		
100.0 83.5	-	-	-	-	-	-	100.0 83.4	M F	5		
100.0 75.8	-	100.0 111.2	100.0 106.8	-	-	-	100.0 79.5	M F	T		
-	-	-	100.0	100.0	-	-	100.0	M F	1A	644	ART. MEDICAUX, PRODUITS D'ENTRETIEN
100.0	-	-	100.0	100.0	-	-	100.0 80.9	M F	1B		
100.0	-	100.0	100.0 79.3	100.0	-	-	100.0 88.2	M F	2		
100.0 85.6	100.0 87.5	100.0 82.5	100.0 94.1	100.0 92.2	-	-	100.0 88.3	M F	3		
100.0 84.3	100.0 80.4	100.0 85.7	100.0 95.9	100.0 92.8	-	-	100.0 86.4	M F	4		
100.0 81.6	94.6	100.0 71.1	100.0 88.7	100.0	-	-	100.0 82.5	M F	5		
100.0 80.9	100.0 70.6	100.0 65.0	100.0 75.5	100.0 74.0	-	-	100.0 73.7	M F	T		

**TAB.D6**

INDEX OF MEAN GROSS  
MONTHLY PAY (CORRECTED)  
OF FULL-TIME EMPLOYEES  
ACCORDING TO ACTIVITY, SEX,  
QUALIFICATION AND SIZE OF ENTERPRISE  
(PAY OF ALL FULL-TIME EES.=100)

INDICE DE LA REMUNERATION  
MENSUELLE BRUTE CORRIGEE  
MOYENNE DES SALAIRES  
A TEMPS PLEIN SELON L ACTIVITE, LE SEXE,  
LA QUALIF. ET LA TAILLE DE L'ENTREP.  
(REM. DE L'ENS. DES SAL. A TEMPS PLEIN = 100)

ACTIVITY	NACE	O U A L I F I C A T I O N	S E X	SIZE OF ENTERPRISE (NUMBER OF EMPLOYEES)								
				10	50	100	200	500	>=	T06.		
				49	99	199	499	999	1000	(*) ENS.		
CLOTHING	645	1A	M	99.3#	101.0#	-	-	-	-	-	100.0#	
			F	96.9#	108.8#	-	-	-	-	-	100.0#	
		1B	M	96.8#	103.3#	102.4	-	-	-	-	100.0#	
			F	-	-	-	-	-	-	-	100.0#	
		2	M	97.4#	104.8#	100.6	-	-	-	-	100.0	
			F	95.1	107.7	92.2	113.9	-	-	-	100.0	
	3	M	98.9	93.0	106.6	-	-	-	-	100.0		
		F	96.1	104.9	95.2	105.8#	145.3	-	-	100.0		
	4	M	96.6	104.9	110.3	114.6#	130.0	-	-	100.0		
		F	95.0	109.8	110.0	-	141.9	-	-	100.0		
	5	M	96.1	106.8	109.5	117.5	134.5	-	-	100.0		
		F	96.4	105.0	110.0	139.1	131.1	-	-	100.0		
	FOOTWEAR, LEATHER GOODS	646	1A	M	96.5	103.2	108.5	114.5	129.0	-	-	100.0
				F	96.7	103.7	107.8	118.6	128.4	-	-	100.0
			1B	M	97.6	103.9	102.4	112.6	121.5	-	-	100.0
				F	96.8	104.9	107.9	109.2	120.3	-	-	100.0
			2	M	97.1	105.2	105.6	109.2	118.3	-	-	100.0
				F	95.4	109.7	106.6	128.3	127.5	-	-	100.0
FURN. FABRICS, HOUSEHOLD TEXTILES	647	1A	M	95.9	106.1	109.3	113.6	122.4	-	-	100.0	
			F	95.8	108.4	107.3	115.5	123.1	-	-	100.0	
		1B	M	-	-	-	-	-	-	-	100.0#	
			F	-	-	-	-	-	-	-	100.0#	
		2	M	75.9	-	82.5	51.6	107.8	-	-	100.0	
			F	89.9#	-	-	-	-	-	-	100.0	
3	M	77.6	92.1	84.9	52.5	109.6	-	-	100.0			
	F	90.7	-	-	-	122.1	-	-	100.0			
4	M	91.4#	-	109.3	-	-	-	-	100.0			
	F	91.2	-	108.4	-	125.0	-	-	100.0			
5	M	96.3	121.5	114.1	75.3	116.9	-	-	100.0			
	F	84.8	126.7	102.4	76.2	114.3	-	-	100.0			
HOUSEHOLD FITMENTS, APPLIANCES	648/649	1A	M	95.6	124.8	103.8	76.3	114.5	-	-	100.0	
			F	100.9	126.2	-	81.2	106.5	-	-	100.0	
		1B	M	100.6	-	-	83.1	108.8	-	-	100.0	
			F	100.4	128.6	118.4	82.5	108.2	-	-	100.0	
		2	M	81.5	139.4	113.4	61.7	137.6	-	-	100.0	
			F	94.9	128.8	110.9	73.6	115.4	-	-	100.0	
3	M	88.4	138.1	107.4	68.9	131.3	-	-	100.0			
	F	-	-	-	-	-	-	-	100.0			
4	M	-	-	-	-	-	-	-	100.0			
	F	-	-	-	-	-	-	-	100.0			
5	M	100.0	-	-	-	-	-	-	100.0			
	F	100.0	-	-	-	-	-	-	100.0			
648/649	1A	M	84.2#	170.1#	-	-	-	-	-	100.0#		
		F	84.8#	168.7#	-	-	-	-	-	100.0#		
1B	M	93.3#	156.1#	175.7	-	-	-	-	100.0			
	F	-	-	-	-	-	-	-	100.0			
2	M	93.0#	157.1#	176.6	-	-	-	-	100.0			
	F	90.8	134.7	121.1	138.7	-	-	-	100.0			
3	M	101.0#	-	-	-	-	-	-	100.0			
	F	92.0	126.0	120.5	134.0	-	-	-	100.0			
4	M	96.7	128.0	125.6	117.7	-	-	-	100.0			
	F	98.8	108.1	-	-	-	-	-	100.0			
5	M	97.4	121.1	125.5	118.9	-	-	-	100.0			
	F	98.5	111.1	111.3	118.2	-	-	-	100.0			
648/649	1A	M	98.0	113.2	115.1	110.6	-	-	-	100.0		
		F	98.4	111.5	112.5	113.2	-	-	-	100.0		
1B	M	98.7	114.0	113.5	120.1	-	-	-	100.0			
	F	97.9	115.1	113.2	113.5	-	-	-	100.0			
2	M	98.5	113.9	112.8	117.5	-	-	-	100.0			
	F	96.5	129.8	133.6	124.3	-	-	-	100.0			
3	M	98.1	113.1	113.3	112.1	-	-	-	100.0			
	F	97.0	124.0	128.4	118.4	-	-	-	100.0			

TAB.D6

INDEX OF MEAN GROSS  
MONTHLY PAY (CORRECTED)  
OF FULL-TIME FEMALE EMPLOYEES  
ACCORDING TO ACTIVITY,  
QUALIFICATION AND SIZE OF ENTERPRISE  
(PAY OF FULL-TIME MALE EES.=100)

INDICE DE LA REMUNERATION  
MENSUELLE BRUTE CORRIGEE  
MOYENNE DES SALAIRES FEMININS  
A TEMPS PLEIN SELON L'ACTIVITE,  
LA QUALIF. ET LA TAILLE DE L'ENTREP.  
(REM. DES SAL. MASC. A TEMPS PLEIN = 100)

TAILLE ENTREPRISE (NOMBRE DE SALARIE)							T06. ENS.	SEX E	Q U A L I F I C A T I O N	MACE	ACTIVITE
10 49	50 99	100 199	200 499	500 999	>= 1000	(°)					
100.0#	100.0#	-	-	-	-	-	100.0#	M	1A	645	ARTICLES D HABILLEMENT
-	-	-	-	-	-	-	-	F	-	-	-
100.0#	100.0#	100.0	-	-	-	-	100.0	M	1B	-	-
-	-	-	-	-	-	-	84.4#	F	-	-	-
100.0	100.0	100.0	100.0	-	-	-	100.0	M	2	-	-
91.8	76.3	102.3	-	-	-	-	88.4	F	-	-	-
100.0	100.0	100.0	100.0#	100.0	-	-	100.0	M	3	-	-
80.6	96.5	91.9	-	100.6	-	-	92.1	F	-	-	-
100.0	100.0	100.0	100.0	100.0	-	-	100.0	M	4	-	-
87.5	86.0	86.3	72.5	86.0	-	-	87.5	F	-	-	-
100.0	100.0	100.0	100.0	100.0	-	-	100.0	M	5	-	-
89.6	91.1	95.2	87.6	89.4	-	-	90.3	F	-	-	-
100.0	100.0	100.0	100.0	100.0	-	-	100.0	M	T	-	-
82.2	79.1	83.9	72.4	78.5	-	-	81.8	F	-	-	-
-	-	-	-	-	-	-	-	M	1A	646	CHAUSSURES, MAROQUINERIE
-	-	-	-	-	-	-	-	F	-	-	-
-	-	-	-	-	-	-	100.0#	M	1B	-	-
-	-	-	-	-	-	-	-	F	-	-	-
100.0	-	100.0	100.0	100.0	-	-	100.0	M	2	-	-
101.6#	-	-	-	-	-	-	85.7	F	-	-	-
100.0	-	-	-	100.0	-	-	100.0	M	3	-	-
92.1#	-	73.8	-	-	-	-	91.4	F	-	-	-
100.0	100.0	100.0	100.0	100.0	-	-	100.0	M	4	-	-
91.6	97.1	83.5	94.1	91.0	-	-	93.1	F	-	-	-
100.0	100.0	-	100.0	100.0	-	-	100.0	M	5	-	-
96.6	-	-	99.2	98.0	-	-	96.8	F	-	-	-
100.0	100.0	100.0	100.0	100.0	-	-	100.0	M	T	-	-
88.0	69.8	73.9	90.0	63.4	-	-	75.6	F	-	-	-
-	-	-	-	-	-	-	-	M	1A	647	TISSUS D'AMEUBLEMENT
-	-	-	-	-	-	-	-	F	-	-	-
-	-	-	-	-	-	-	-	M	1B	-	-
-	-	-	-	-	-	-	-	F	-	-	-
-	-	-	-	-	-	-	-	M	2	-	-
-	-	-	-	-	-	-	-	F	-	-	-
100.0	-	-	-	-	-	-	100.0	M	3	-	-
103.4	-	-	-	-	-	-	103.4	F	-	-	-
100.0	-	-	-	-	-	-	100.0	M	4	-	-
82.5	-	-	-	-	-	-	82.5	F	-	-	-
100.0	-	-	-	-	-	-	100.0	M	5	-	-
95.5	-	-	-	-	-	-	95.5	F	-	-	-
100.0	-	-	-	-	-	-	100.0	M	T	-	-
84.0	-	-	-	-	-	-	84.0	F	-	-	-
100.0#	100.0#	-	-	-	-	-	100.0#	M	1A	648/649	EQUIPEMENT DU FOYER
-	-	-	-	-	-	-	-	F	-	-	-
100.0#	100.0#	100.0	-	-	-	-	100.0	M	1B	-	-
-	-	-	-	-	-	-	-	F	-	-	-
100.0	100.0	100.0	100.0	-	-	-	100.0	M	2	-	-
115.3#	-	-	-	-	-	-	103.7	F	-	-	-
100.0	100.0	100.0	100.0	-	-	-	100.0	M	3	-	-
98.3	81.3	-	-	-	-	-	98.2	F	-	-	-
100.0	100.0	100.0	100.0	-	-	-	100.0	M	4	-	-
90.8	93.0	94.4	85.4	-	-	-	91.2	F	-	-	-
100.0	100.0	100.0	100.0	-	-	-	100.0	M	5	-	-
94.2	95.9	94.7	89.8	-	-	-	95.0	F	-	-	-
100.0	100.0	100.0	100.0	-	-	-	100.0	M	T	-	-
91.5	78.5	76.4	81.2	-	-	-	90.1	F	-	-	-

TAB.D6

INDEX OF MEAN GROSS  
MONTHLY PAY (CORRECTED)  
OF FULL-TIME EMPLOYEES  
ACCORDING TO ACTIVITY, SEX,  
QUALIFICATION AND SIZE OF ENTERPRISE  
(PAY OF ALL FULL-TIME EES. = 100)

INDICE DE LA REMUNERATION  
MENSUELLE BRUTE CORRIGEE  
MOYENNE DES SALAIRES  
A TEMPS PLEIN SELON L ACTIVITE, LE SEXE,  
LA QUALIF. ET LA TAILLE DE L ENTREP.  
(REM. DE L ENS. DES SAL. A TEMPS PLEIN = 100)

ACTIVITY	NACE	Q U A L I F I C A T I O N	S E X	SIZE OF ENTERPRISE (NUMBER OF EMPLOYEES)									
				10	50	100	200	500	>=	106.			
				49	99	199	499	999	1000	ENS.			
BOOKS, NEWSPRS. STATIONERY, OFFICE SUPPS.	653	1A	M	92.3#	.	107.7	.	.	.	.	100.0		
			F	89.8#	.	107.8	.	.	.	100.0			
			T	89.8#	106.2	127.3	102.3	.	.	100.0			
			2	M	88.5#	105.0	126.4	102.6	.	.	100.0		
				F	99.1	94.9	109.4	107.9	.	.	100.0		
			3	M	98.4#	.	.	.	.	.	100.0		
				F	98.9	94.8	110.0	109.7	.	.	100.0		
			4	M	94.4	103.4	119.9	106.0	.	.	100.0		
				F	95.0	103.5	112.5	107.9	.	.	100.0		
			5	M	94.6	103.0	117.1	106.9	.	.	100.0		
				F	94.9	99.8	120.3	106.5	.	.	100.0		
			T	M	95.7	104.4	127.0	117.1	.	.	100.0		
				F	94.1	102.3	124.4	115.4	.	.	100.0		
			OTHER RETAIL DISTRIBUTION	654/655	1A	M	93.5	101.4	125.6	98.7	.	.	100.0
						F	95.6	113.4	120.2	116.3	.	.	100.0
			T			93.9	105.1	130.3	104.7	.	.	100.0	
			2			M	92.8	103.8	122.7	108.5	.	.	100.0
						F	94.4	108.9	130.8	117.2	.	.	100.0
			3			M	92.3	105.2	128.5	116.3	.	.	100.0
						F	91.4#	97.2	.	.	.	.	100.0
4	M	92.4#	100.1			.	.	.	.	100.0			
	F	89.9	111.1			104.2#	113.2	.	.	100.0			
5	M	89.4	112.9			106.9	113.6	.	.	100.0			
	F	93.8	109.6			104.2	110.3	77.2	.	100.0			
T	M	92.1	.			.	.	.	.	100.0			
	F	93.3	110.2			105.1	110.1	78.2	.	100.0			
VARIOUS NON-FOOD PRODUCTS	656	1A	M			94.5	102.4	109.6	114.3	81.6	.	100.0	
			F			93.5	109.1	110.5	105.2	.	.	100.0	
T			94.2			103.6	109.4	114.5	82.7	.	100.0		
2			M			96.6	103.8	102.4	110.3	97.0	.	100.0	
			F			97.2	107.0	105.7	105.9	94.9	.	100.0	
3			M			96.9	104.6	104.3	108.8	94.7	.	100.0	
			F			94.6	101.2	103.8	121.1	86.6	.	100.0	
4			M	98.9	92.6	108.6	114.9	99.6	.	100.0			
			F	95.9	97.3	104.8	121.8	90.2	.	100.0			
5			M	93.0	115.2	107.5	109.8	89.6	.	100.0			
			F	97.2	107.4	108.2	105.1	90.9	.	100.0			
T			M	94.1	113.3	108.7	109.3	87.1	.	100.0			
			F	.	.	.	.	.	.	100.0			
RETAIL TRADE			64/653- 656	1A	M	.	.	.	.	.	.	100.0	
					F	.	.	.	.	.	.	100.0	
T					.	.	.	.	.	101.6	100.0		
2					M	.	.	.	.	.	111.8	100.0	
					F	.	.	.	.	.	102.1	100.0	
3					M	79.4	70.0	81.8	87.7	102.4	100.0		
					F	76.9	68.6	81.9	89.1	107.7	100.0		
4	M	85.9			85.6	86.0	91.6	103.0	100.0				
	F	60.9			.	88.3	94.2	103.6	100.0				
5	M	76.4			84.1	88.4	93.1	104.0	100.0				
	F	81.6			73.5	79.5	92.6	103.5	100.0				
T	M	74.9			71.9	79.2	86.3	104.3	100.0				
	F	78.9			71.0	79.5	84.6	104.2	100.0				
VARIOUS NON-FOOD PRODUCTS	656	1A			M	81.7	72.1	78.7	81.4	105.2	100.0		
					F	78.7	74.9	82.8	89.8	108.5	100.0		
T					78.9	70.8	80.9	85.9	107.0	100.0			
2					M	76.9	76.1	74.4	80.3	104.9	100.0		
					F	71.5	69.3	78.4	86.8	105.2	100.0		
3					M	74.9	67.9	76.9	83.9	105.3	100.0		
					F	85.5	138.7	124.3	121.3	139.8	100.0		
4			M	86.2	138.6	116.2	120.8	140.6	100.0				
			F	79.3	109.1	105.3	106.8	116.3	100.0				
5			M	86.3	.	101.0	107.4	.	124.8	100.0			
			F	79.8	110.1	104.7	105.5	116.3	125.9	100.0			
T			M	84.4	100.0	94.7	101.7	106.2	120.9	100.0			
			F	91.9	86.9	98.0	100.5	121.9	132.5	100.0			
VARIOUS NON-FOOD PRODUCTS			656	1A	M	85.4	97.8	95.0	101.0	107.9	122.5	100.0	
					F	88.1	105.0	109.7	109.1	104.9	125.6	100.0	
T					86.5	102.7	103.7	107.9	110.7	121.6	100.0		
2					M	87.7	104.5	108.4	108.7	106.9	123.0	100.0	
					F	90.5	101.0	102.1	107.4	108.7	124.7	100.0	
3					M	86.9	94.3	96.0	104.6	101.9	118.1	100.0	
					F	89.6	97.7	99.1	106.0	104.1	119.0	100.0	
4	M	93.7			105.9	98.6	113.2	106.8	128.2	100.0			
	F	94.0			99.9	95.0	103.5	109.4	123.5	100.0			
5	M	94.0			102.6	96.8	110.1	106.3	125.7	100.0			
	F	87.4			100.1	102.9	112.7	123.6	131.2	100.0			
T	M	88.0			96.3	95.5	107.5	103.3	120.8	100.0			
	F	88.3			103.6	99.8	110.8	112.8	123.6	100.0			

TAB.D6

INDEX OF MEAN GROSS  
MONTHLY PAY (CORRECTED)  
OF FULL-TIME FEMALE EMPLOYEES  
ACCORDING TO ACTIVITY,  
QUALIFICATION AND SIZE OF ENTERPRISE  
(PAY OF FULL-TIME MALE EES.=100)

INDICE DE LA REMUNERATION  
MENSUELLE BRUTE CORRIGEE  
MOYENNE DES SALAIRES FEMININS  
A TEMPS PLEIN SELON L'ACTIVITE,  
LA QUALIF. ET LA TAILLE DE L'ENTREP.  
(REM. DES SAL. MASC. A TEMPS PLEIN = 100)

TAILLE ENTREPRISE (NOMBRE DE SALARIE)							SEXE	QUALIFICATION	MACE	ACTIVITE
10 49	50 99	100 199	200 499	500 999	>= 1000 (*)	T06. ENS.				
100.0#		100.0				100.0	M	1A	653	LIVRES, JOURN., PAPIER, EQ. BUREAU
	100.0	100.0	100.0			100.0	F	1B		
100.0 95.1#	100.0	100.0	100.0			100.0 95.8	M	2		
100.0 95.2	100.0 94.7	100.0 88.8	100.0 86.3			100.0 94.8	M	3		
100.0 82.1	100.0 85.2	100.0 85.9	100.0 89.6			100.0 81.4	M	4		
100.0 87.6	100.0 95.8	100.0 81.9	100.0 100.9			100.0 85.7	M	5		
100.0 78.4	100.0 80.9	100.0 82.2	100.0 83.2			100.0 77.1	M	T		
100.0#	100.0					100.0	M	1A	654/655	AUTRES COMMERCE DE DETAIL
100.0	100.0	100.0#	100.0			100.0 95.5#	M	1B		
100.0 83.5	100.0	100.0	100.0	100.0		100.0 85.0	M	2		
100.0 89.6	100.0 96.5	100.0 91.4	100.0 83.4	100.0		100.0 80.8	M	3		
100.0 88.3	100.0 90.5	100.0 90.7	100.0 84.3	100.0 86.0		100.0 87.8	M	4		
100.0 91.3	100.0 79.8	100.0 91.3	100.0 82.8	100.0 100.4		100.0 87.3	M	5		
100.0 84.7	100.0 75.6	100.0 81.6	100.0 77.6	100.0 82.3		100.0 81.1	M	T		
						100.0	M	1A	656	PRODUITS DIVERS NON ALIMENT.
					100.0	100.0	M	1B		
					96.1	87.3#	F			
100.0	100.0	100.0	100.0		100.0	100.0	M	2		
			99.1		98.6	93.7	F			
100.0 64.3	100.0	100.0	100.0		100.0	100.0	M	3		
		93.3	93.3		91.1	90.8	F			
100.0 80.5	100.0 85.7	100.0 87.3	100.0 91.2		100.0 87.8	100.0 87.7	M	4		
100.0 83.3	100.0 89.9	100.0 91.0	100.0 94.5		100.0 89.2	100.0 86.5	M	5		
100.0 73.1	100.0 71.7	100.0 82.9	100.0 86.1		100.0 78.9	100.0 78.7	M	T		
100.0 103.8#	100.0	100.0	100.0	100.0		100.0 91.4#	M	1A	64/653- 656	COMMERCE DE DETAIL
100.0 95.4	100.0	100.0	100.0	100.0	100.0	100.0	M	1B		
		84.2	88.2		96.1	87.7	F			
100.0 98.4	100.0 78.5	100.0 93.6	100.0 89.3	100.0 103.7	100.0 99.0	100.0 90.4	M	2		
100.0 91.4	100.0 91.0	100.0 87.9	100.0 92.9	100.0 96.1	100.0 90.1	100.0 93.0	M	3		
100.0 87.9	100.0 85.4	100.0 86.0	100.0 89.0	100.0 85.7	100.0 86.7	100.0 91.5	M	4		
100.0 93.0	100.0 87.4	100.0 89.4	100.0 84.7	100.0 94.9	100.0 89.3	100.0 92.7	M	5		
100.0 86.5	100.0 75.7	100.0 79.7	100.0 81.9	100.0 71.8	100.0 79.1	100.0 85.8	M	T		

TAB.D7

GROSS MONTHLY PAY(CORRECTED)  
OF FULL-TIME EMPLOYEES :  
MEAN(M) AND COEFFICIENT OF  
VARIATION(CV) ACCORDING TO  
ACTIVITY , SEX , QUALIFICATION  
AND AGE

ACTIVITY	NACE	Q U A L I F I C A T I O N	S E X	AGE (COMPLETED YEARS)					T O C. E M S.		
				< 21	21 29	30 44	45 54	>= 55		(°)	
AGRIC. PRIMARY PROD. . . LIVE- STOCK, TEXT.	611	1A	M	-	-	726549#	752397#	958821#	-	847818	
			F	-	-	726549#	751658#	958821#	-	846638	
		1B	M	-	-	473785	491232	459178#	-	480824	
			F	-	-	-	-	-	-	-	
		2	M	-	423140#	474446	441849	488205	459178#	-	479346
			F	-	-	441849	474204	474204	502162#	-	459635
		3	M	-	423358#	429413	479866	511580	-	-	464912#
			F	-	328830	399507	441113	404506	-	-	460353
		4	M	-	248017#	357526	344779	344779	-	-	404189
			F	-	305202	393916	423861	406104	-	-	317576
	5	M	221814	231274	280526	286425#	346417	-	-	389798	
		F	203989	248484	295246	336160	345835	-	-	303035	
	T	M	169098	217431	246290	261732	256136	-	-	252643	
		F	181917	207017	187236	186610	191059	-	-	290482	
	FUELS, ORES, INDUSTRIAL CHEMICALS	612	1A	M	-	-	660893#	775604	888326#	-	240273
				F	-	-	-	-	-	-	225838
			1B	M	-	-	680893#	777580	888326#	-	309004
				F	-	-	544951	590481	585064#	-	228838
			2	M	-	-	-	653847#	-	-	288575
				F	-	-	541838	596596	585064#	-	771094
3			M	-	437926	452600	463515	440335	-	772069	
			F	-	382888#	407989	423790	-	-	566558	
4			M	328781#	426638	448392	455556	430478	-	585187#	
			F	-	352305	381229	388419	403993	-	452300	
5	M	309453	342679	375139	387618	395859	-	405079			
	F	212034	263294	288134	296625	288367	-	446171			
T	M	226117	259271	290079	293279	287517	-	375658			
	F	223356	261142	288402	296299	287517	-	351586			
TIMBER, BUILDING MATERIALS	613	1A	M	199480	216215	242387	247724	244442	-	368617	
			F	201630	218079	230253	221457	206705#	-	284909	
		1B	M	201016	216862	240931	245651	241493	-	264507	
			F	207462	279139	332109	342241	342244	-	279467	
		2	M	211581	263104	315582	348059	273188	-	236684	
			F	210503	272058	329655	342992	337478	-	212562	
		3	M	-	-	658016#	627007#	-	-	230732	
			F	-	-	-	-	-	-	323474	
		4	M	-	-	642545#	623750#	-	-	277289	
			F	-	-	565170#	487697#	-	-	312170	
5	M	-	-	551313#	456539#	-	-	312170			
	F	-	385625#	424217	465609	421459	-	661197#			
MACHINERY, EQUIPMENTS, VEHICLES	614	1A	M	-	-	772476	746588	641656#	-	745674	
			F	-	-	593888	522076	542601#	-	562828	
		1B	M	-	-	-	-	-	-	511980#	
			F	-	-	594028	512425	542601#	-	559381	
		2	M	-	448188	466421	470993	458471	-	465309	
			F	-	428938	402443	461235	-	-	422594	
		3	M	-	444273	459828	470055	461837	-	460513	
			F	-	347188	369839	391011	400316	-	367343	
		4	M	-	318418	338449	362629	376776	-	332968	
			F	-	340886	363403	384099	376776	-	359480	
5	M	225998	284233	308705	313760	281744	-	288887			
	F	224821	245276	265076	268809	275895#	-	249775			
T	M	225133	256125	297974	305750	281080	-	275475			
	F	183704	234988	264349	253219	242165	-	239028			
T	M	189937	208847	221311	208277#	-	-	201605			
	F	187423	226588	258247	249113	243254	-	227514			
T	M	191388	278191	368456	384908	342649	-	334901			
	F	201513	248435	302724	320186	296376#	-	259889			
T	M	197818	287288	356082	375205	338653	-	314076			

TAB.D7

REMUNERATION MENSUELLE BRUTE  
CORRIGEE DES SALAIRES A TEMPS PLEIN:  
MOYENNE(M) ET COEFFICIENT DE VARIATION  
(CV) SELON L ACTIVITE , LE SEXE , LA  
QUALIFICATION ET L AGE

CV

AGE (ANNEES REVOLUES)						SEX E	QUALI FICATI ON	NACE	ACTIVITE																			
< 21	21 29	30 44	45 54	>= 55	(*) TOG. ENS.																							
-	-	22.7#	31.0#	25.5#	-	-	M	1A	611	MAT. PREM. AGR., ANIMAUX, TEXTILES																		
-	-	-	-	-	-	-	F	-	-		MAT. PREM. AGR., ANIMAUX, TEXTILES																	
-	-	22.7#	31.8#	25.5#	-	-	T	-	-			MAT. PREM. AGR., ANIMAUX, TEXTILES																
-	-	22.9	20.4	24.3#	-	-	M	1B	-				MAT. PREM. AGR., ANIMAUX, TEXTILES															
-	-	-	-	-	-	-	F	-	-					MAT. PREM. AGR., ANIMAUX, TEXTILES														
-	-	22.3	20.8	24.3#	-	-	T	2	-						MAT. PREM. AGR., ANIMAUX, TEXTILES													
-	21.5#	27.9	19.8	25.3#	-	-	M	-	-							MAT. PREM. AGR., ANIMAUX, TEXTILES												
-	-	-	-	-	-	-	F	-	-								MAT. PREM. AGR., ANIMAUX, TEXTILES											
-	21.3#	28.3	19.6	21.8	-	-	T	3	-									MAT. PREM. AGR., ANIMAUX, TEXTILES										
-	28.0	26.1	20.5	27.4	-	-	M	-	-										MAT. PREM. AGR., ANIMAUX, TEXTILES									
-	25.9#	12.7	9.5	-	-	-	F	4	-											MAT. PREM. AGR., ANIMAUX, TEXTILES								
-	30.4	25.2	21.4	27.0	-	-	T	5	-												MAT. PREM. AGR., ANIMAUX, TEXTILES							
-	23.4	26.0	24.8	23.0	-	-	M	-	-													MAT. PREM. AGR., ANIMAUX, TEXTILES						
12.3	18.1	22.3	29.9#	-	-	-	F	2	-														MAT. PREM. AGR., ANIMAUX, TEXTILES					
16.8	22.5	25.5	25.9	23.1	-	-	T	3	-															MAT. PREM. AGR., ANIMAUX, TEXTILES				
25.7	23.6	23.2	23.4	28.0	-	-	M	-	-																MAT. PREM. AGR., ANIMAUX, TEXTILES			
14.2	19.4	30.0	30.2	23.9	-	-	F	4	-																	MAT. PREM. AGR., ANIMAUX, TEXTILES		
20.8	22.3	27.2	27.9	29.7	-	-	T	5	-																		MAT. PREM. AGR., ANIMAUX, TEXTILES	
24.4	31.3	35.4	37.6	55.6	-	-	M	-	-																			MAT. PREM. AGR., ANIMAUX, TEXTILES
16.1	20.6	34.9	48.2	54.1#	-	-	F	2	-																			
20.8	29.1	38.8	40.6	56.9	-	-	T	3	-	MAT. PREM. AGR., ANIMAUX, TEXTILES																		
-	-	35.5#	34.9	32.7#	-	-	M	-	-		MAT. PREM. AGR., ANIMAUX, TEXTILES																	
-	-	-	-	-	-	-	F	1A	612			COMBUSTIBLES, MINERAIS, PR. CHIMIQUES																
-	-	35.5#	34.8	32.7#	-	-	T	-	-				COMBUSTIBLES, MINERAIS, PR. CHIMIQUES															
-	-	31.6	28.0	36.8#	-	-	M	1B	-					COMBUSTIBLES, MINERAIS, PR. CHIMIQUES														
-	-	-	29.6#	-	-	-	F	-	-						COMBUSTIBLES, MINERAIS, PR. CHIMIQUES													
-	-	31.6	28.4	36.8#	-	-	T	2	-							COMBUSTIBLES, MINERAIS, PR. CHIMIQUES												
-	22.5	25.7	26.1	22.3	-	-	M	-	-								COMBUSTIBLES, MINERAIS, PR. CHIMIQUES											
-	24.2#	32.0	21.1	-	-	-	F	3	-									COMBUSTIBLES, MINERAIS, PR. CHIMIQUES										
-	23.4	26.4	25.6	23.5	-	-	T	4	-										COMBUSTIBLES, MINERAIS, PR. CHIMIQUES									
-	25.2	23.8	24.8	27.3	-	-	M	-	-											COMBUSTIBLES, MINERAIS, PR. CHIMIQUES								
27.5#	21.2	20.8	21.6	13.4	-	-	F	2	-												COMBUSTIBLES, MINERAIS, PR. CHIMIQUES							
-	24.4	23.4	23.8	26.2	-	-	T	3	-													COMBUSTIBLES, MINERAIS, PR. CHIMIQUES						
22.2	24.2	25.5	26.3	23.9	-	-	M	-	-														COMBUSTIBLES, MINERAIS, PR. CHIMIQUES					
20.5	21.5	24.9	19.1	-	-	-	F	4	-															COMBUSTIBLES, MINERAIS, PR. CHIMIQUES				
20.1	22.8	25.4	25.7	24.1	-	-	T	5	-																COMBUSTIBLES, MINERAIS, PR. CHIMIQUES			
19.8	24.0	27.4	27.5	24.8	-	-	M	-	-																	COMBUSTIBLES, MINERAIS, PR. CHIMIQUES		
19.6	22.2	26.3	18.1	29.5#	-	-	F	2	-																		COMBUSTIBLES, MINERAIS, PR. CHIMIQUES	
19.0	23.4	27.3	27.2	25.4	-	-	T	3	-																			COMBUSTIBLES, MINERAIS, PR. CHIMIQUES
24.3	33.0	39.2	48.2	56.8	-	-	M	-	-																			
20.6	25.3	30.4	37.3	33.2	-	-	F	4	-	COMBUSTIBLES, MINERAIS, PR. CHIMIQUES																		
21.6	30.2	38.2	46.9	56.2	-	-	T	5	-		COMBUSTIBLES, MINERAIS, PR. CHIMIQUES																	
-	-	29.7#	34.8#	-	-	-	M	1A	613			BOIS, MATERIAUX DE CONSTR.																
-	-	-	-	-	-	-	F	-	-				BOIS, MATERIAUX DE CONSTR.															
-	-	31.1#	32.2#	-	-	-	T	1B	-					BOIS, MATERIAUX DE CONSTR.														
-	-	31.8#	30.1#	-	-	-	M	-	-						BOIS, MATERIAUX DE CONSTR.													
-	-	-	-	-	-	-	F	-	-							BOIS, MATERIAUX DE CONSTR.												
-	-	31.2#	33.3#	-	-	-	T	2	-								BOIS, MATERIAUX DE CONSTR.											
-	26.0#	18.7	28.0	19.3	-	-	M	-	-									BOIS, MATERIAUX DE CONSTR.										
-	-	18.8#	-	-	-	-	F	3	-										BOIS, MATERIAUX DE CONSTR.									
-	26.0#	20.3	28.6	19.3	-	-	T	4	-											BOIS, MATERIAUX DE CONSTR.								
-	21.1	24.9	25.0	31.4#	-	-	M	-	-												BOIS, MATERIAUX DE CONSTR.							
-	20.3	20.2	12.3	-	-	-	F	2	-													BOIS, MATERIAUX DE CONSTR.						
-	22.1	24.3	23.0	31.0#	-	-	T	3	-														BOIS, MATERIAUX DE CONSTR.					
-	22.8	23.7	24.3	23.4	-	-	M	-	-															BOIS, MATERIAUX DE CONSTR.				
16.9	21.8	16.7	15.4	-	-	-	F	4	-																BOIS, MATERIAUX DE CONSTR.			
16.3	22.4	23.0	24.3	23.3	-	-	T	5	-																	BOIS, MATERIAUX DE CONSTR.		
18.6	21.8	22.2	22.0	18.4	-	-	M	-	-																		BOIS, MATERIAUX DE CONSTR.	
21.7	13.6	14.5	18.8#	-	-	-	F	2	-																			BOIS, MATERIAUX DE CONSTR.
16.3	20.5	22.1	22.1	18.4	-	-	T	3	-																			
17.8	28.4	40.4	45.2	45.3	-	-	M	-	-	BOIS, MATERIAUX DE CONSTR.																		
23.2	22.4	28.6	39.7#	27.4#	-	-	F	4	-		BOIS, MATERIAUX DE CONSTR.																	
18.4	26.8	39.4	44.8	45.0	-	-	T	5	-			BOIS, MATERIAUX DE CONSTR.																
18.4	-	21.8	28.9	32.3#	-	-	M	1A	614				MACHINES, VEHICULES															
-	-	-	-	-	-	-	F	-	-					MACHINES, VEHICULES														
-	-	21.1	29.8	32.3#	-	-	T	1B	-						MACHINES, VEHICULES													
-	-	23.0	33.1	37.1#	-	-	M	-	-							MACHINES, VEHICULES												
-	-	-	-	-	-	-	F	-	-								MACHINES, VEHICULES											
-	-	22.7	33.3	37.1#	-	-	T	2	-									MACHINES, VEHICULES										
-	18.1	22.3	23.0	25.7	-	-	M	-	-										MACHINES, VEHICULES									
-	10.6	27.1	18.8	-	-	-	F	3	-											MACHINES, VEHICULES								
-	16.9	23.1	22.7	24.6	-	-	T	4	-												MACHINES, VEHICULES							
-	24.6	25.1	24.1	21.0	-	-	M	-	-													MACHINES, VEHICULES						
-	19.2	18.8	20.1	-	-	-	F	2	-														MACHINES, VEHICULES					
-	23.8	24.4	23.5	25.4	-	-	T	3	-															MACHINES, VEHICULES				
-	23.8	26.3	23.0	25.5	-	-	M	-	-																MACHINES, VEHICULES			
19.0	18.5	19.9	19.6	21.8#	-	-	F	4	-																	MACHINES, VEHICULES		
21.3	22.2	26.0	23.2	25.1	-	-	T	5	-																		MACHINES, VEHICULES	
17.4	25.4	26.1	23.2	29.7	-	-	M	-	-																			MACHINES, VEHICULES
15.2	13.7	17.0	29.7#	-	-	-	F	2	-																			
16.2	23.5	26.0	24.3	29.0	-	-	T	3	-	MACHINES, VEHICULES																		
22.0	30.1	37.8	44.0	46.3	-	-	M	-	-		MACHINES, VEHICULES																	
18.8	23.5	33.0	33.0	30.5#	-	-	F	4	-			MACHINES, VEHICULES																
20.1	28.8	38.0	43.5	45.6	-	-	T	5	-				MACHINES, VEHICULES															

TAB.D7

GROSS MONTHLY PAY(CORRECTED)  
OF FULL-TIME EMPLOYEES :  
MEAN(M) AND COEFFICIENT OF  
VARIATION(CV) ACCORDING TO  
ACTIVITY , SEX , QUALIFICATION  
AND AGE

ACTIVITY	NACE	QUALIFICATION	SEX	AGE (COMPLETED YEARS)											
				< 21	21 - 29	30 - 44	45 - 54	>= 55	(*)	TOT. ENS.					
FURNITURE, HSEHD. GOODS, HARDWARE	615	1A	M	-	-	667200	651814#	-	-	673635					
			F	-	-	438866	641237#	-	-	667710					
			T	-	-	581249	544644	-	-	559004					
			2	M	-	351927#	575117	545729	-	-	553663				
				F	-	-	393054#	441301	413982	-	-	423351			
			3	M	-	352441	435223	435689	414208	-	-	366233			
				F	-	325864	340368	347234	342745	-	-	419515			
			4	M	210686	249236	272140	309969	312914	-	-	336739			
				F	204510	224380	251581	331866	340600	340694	-	-	284543		
			5	M	206355	238462	267511	272140	277952	263751	-	-	323828		
				F	180253	197749	222053	279523	279523	264768	-	-	262593		
			T	M	183936	187899	185652	201558	201558	-	-	230634			
				F	182538	193767	215985	219807	203325	-	-	251952			
			TEXTILES, CLOTHING, FOOTWR, LEATHERWARE	616	1A	M	-	-	724686#	837771	-	-	745661		
						F	-	-	483433	503524#	-	-	465268		
						T	-	-	-	-	-	-	-	499386#	
						2	M	-	401545	410344	499549	416743	-	-	469410
							F	-	335241#	349122	436683	344048	-	-	415590
3	M	-				369656	398402	413263	416594	-	-	345786			
	F	-				284285	323546	324975	344077	-	-	399098			
4	M	-				250884	294289	318375	-	-	316324				
	F	-				271130	314067	323446	342534	-	-	285691			
5	M	203831				220812	241790	256470	252212	-	-	306304			
	F	197585				213994	225140	242256	228779	-	-	235829			
T	M	198836				216765	235821	251061	248394	-	-	217065			
	F	174717				183424	217241	228771	205962	-	-	226486			
FOOD, DRINK, TOBACCO	617	1A				M	-	-	638200#	720317#	651013#	-	-	201364	
						F	-	-	497315	498341	-	-	187683		
						T	-	-	-	-	-	-	-	262684	
						2	M	-	345141	374804	498299	441259#	-	-	220751
							F	-	-	353249	385816	426902	-	-	244221
			3	M	-	341082	372119	388571	433783	-	-	242221			
				F	193455#	314719	340555	339071	319581	-	-	666889			
			4	M	199879#	281711	308149	316644	-	-	681681				
				F	220704	305971	335782	335304	310114	-	-	496252			
			5	M	194728	236697	249356	249740	252616	-	-	493716			
				F	201928	207651	220800	231916	214535	-	-	381688			
			T	M	178094	222733	243581	246032	248425	-	-	376637			
				F	172738	206435	214230	226025	218184	-	-	381130			
			TOBACCO PRODUCTS	617.6	1A	M	-	-	188784	211711	206988	-	-	333475	
						F	-	-	205415	211711	272556	-	-	285336	
						T	-	-	258989	269989	-	-	326668		
						2	M	-	-	210028	214729	200738	-	-	245522
							F	-	-	247201	253086	259484	-	-	211766
3	M	-				-	-	-	-	-	-	234497			
	F	-				-	-	-	-	-	-	212224			
4	M	-				-	-	-	-	-	-	184040			
	F	-				-	-	-	-	-	-	201000			
5	M	-				-	-	-	-	-	-	252720			
	F	-				-	-	-	-	-	-	202486			
T	M	-				-	-	-	-	-	-	235791			
	F	-				-	-	-	-	-	-	-			



TAB.D7

REMUNERATION MENSUELLE BRUTE  
CORRIGEE DES SALAIRES A TEMPS PLEIN:  
MOYENNE(M) ET COEFFICIENT DE VARIATION  
(CV) SELON L ACTIVITE , LE SEXE , LA  
QUALIFICATION ET L AGE

CV

AGE (ANNEES REVOLUES)						SEX E	QUALI FICATI ON	NACE	ACTIVITE	
< 21	21 29	30 44	45 54	>= 55	(*) TOG. ENS.					
-	-	28.6	46.3#	-	-	-	M	1A	615	MEUBLES, ART. MENAGERS QUINCAILLERIE
-	-	28.6	45.1#	-	-	-	F	1A	615	
-	-	28.8	36.2	-	-	-	M	1B	615	
-	-	28.2	35.9	-	-	-	F	1B	615	
-	34.8#	23.3	25.9	20.9	-	-	M	2	615	
-	32.6	28.4#	-	-	-	-	F	2	615	
-	24.5	23.9	25.1	20.3	-	-	M	3	615	
-	27.7	27.0	20.6	22.5	-	-	F	3	615	
-	27.5	24.4	25.5	-	-	-	M	4	615	
15.2	26.7	27.0	21.9	22.4	-	-	F	4	615	
18.1	21.6	27.0	24.1	24.8	-	-	M	5	615	
17.3	25.4	22.0	17.1	-	-	-	F	5	615	
16.9	20.9	26.3	23.2	24.8	-	-	M	1A	616	TEXTILE, HABILLEMENT, CHAUSSURES
19.1	15.9	36.9	30.9	25.8	-	-	F	1A	616	
18.3	19.3	17.8	17.8	-	-	-	M	1B	616	
17.8	31.9	35.8	30.4	25.5	-	-	F	1B	616	
19.4	24.7	43.3	46.2	48.9	-	-	M	2	616	
18.8	30.2	31.3	33.1	26.7#	-	-	F	2	616	
-	-	42.4	45.0	46.2	-	-	M	3	616	
-	-	29.4#	20.0	-	-	-	F	3	616	
-	-	28.4#	20.0	-	-	-	M	4	616	
-	-	32.2	34.6#	-	-	-	F	4	616	
-	-	32.8	35.1	-	-	-	M	5	616	
-	27.8	28.7	26.7	26.9	-	-	F	5	616	
-	31.9#	27.9	19.1	-	-	-	M	1A	617	PRODUITS ALIM., BOISSONS, TABAC
-	30.9	29.3	27.5	26.3	-	-	F	1A	617	
-	28.1	23.6	20.9	17.2	-	-	M	1B	617	
-	20.2	16.8	14.8	-	-	-	F	1B	617	
16.1	26.5	22.4	19.7	15.4	-	-	M	2	617	
17.9	18.5	27.3	26.4	25.1	-	-	F	2	617	
17.6	23.0	19.5	17.0	13.5	-	-	M	3	617	
20.7	21.9	25.2	23.7	24.1	-	-	F	3	617	
18.9	17.7	29.4	25.4	18.8	-	-	M	4	617	
18.6	19.7	17.6	17.2	17.8	-	-	F	4	617	
20.5	32.5	27.2	23.7	18.7	-	-	M	5	617	
19.0	21.9	41.1	43.2	45.7	-	-	F	5	617	
19.5	27.5	27.4	30.9	26.3	-	-	M	1A	617.6	PRODUITS DU TABAC
-	-	38.7	41.1	43.6	-	-	F	1A	617.6	
-	-	42.8#	33.9#	34.8#	-	-	M	1B	617.6	
-	-	42.8#	37.8#	34.8#	-	-	F	1B	617.6	
-	-	29.8	30.0	-	-	-	M	2	617.6	
-	25.4	29.1	38.6	28.3#	-	-	F	2	617.6	
-	24.6	34.1	38.2	28.7	-	-	M	3	617.6	
27.5#	28.4	32.0	18.1	-	-	-	F	3	617.6	
30.5#	22.4	33.9	34.7	27.6	-	-	M	4	617.6	
21.2	27.8	28.5	29.2	28.3	-	-	F	4	617.6	
18.6	26.5	26.4	24.2	-	-	-	M	5	617.6	
20.3	22.5	29.5	28.6	28.5	-	-	F	5	617.6	
23.4	25.8	28.5	27.4	26.0	-	-	M	1A	617.6	
17.7	26.2	25.8	20.6	24.4	-	-	F	1A	617.6	
20.3	20.7	28.3	26.5	26.3	-	-	M	1B	617.6	
24.8	25.5	27.5	26.3	23.7	-	-	F	1B	617.6	
19.1	30.6	43.2	43.2	43.9	-	-	M	2	617.6	
21.6	24.9	39.6	41.9	41.4	-	-	F	2	617.6	
-	29.7	31.4	38.3	37.9	-	-	M	3	617.6	
-	29.7	39.4	42.5	42.6	-	-	F	3	617.6	
-	-	-	-	-	-	-	M	4	617.6	
-	-	-	-	-	-	-	F	4	617.6	
-	-	-	-	-	-	-	M	5	617.6	
-	-	-	-	-	-	-	F	5	617.6	
-	-	-	-	-	-	-	M	T	617.6	
-	-	-	-	-	-	-	F	T	617.6	

TAB.D7

GROSS MONTHLY PAY(CORRECTED)  
OF FULL-TIME EMPLOYEES :  
MEAN(M) AND COEFFICIENT OF  
VARIATION(CV) ACCORDING TO  
ACTIVITY , SEX , QUALIFICATION  
AND AGE

ACTIVITY	NACE	Q U A L I F I C A T I O N	S E X	AGE (COMPLETED YEARS)					T06. ENS.			
				< 21	21 - 29	30 - 44	45 - 54	>= 55		(*)		
PHARMACEUTICAL, MEDICAL GDS., CLEANING MAT.	618	1A	M	-	-	595334#	677506#	-	-	642850		
			F	-	-	602115#	635445#	-	-	630789		
		1B	M	-	-	457569#	419797#	-	-	446587		
			F	-	-	-	-	-	-	461846#		
		2	M	-	381096	440166	434569	-	-	447823		
			F	-	-	462676	417953#	-	-	422284		
		3	M	-	381563	427878	355309	-	-	344090		
			F	-	322958	343443	410442	-	-	410713		
		4	M	196001	238574	252226	273174	365472#	-	340083		
			F	198010	210074	232508	235875	-	-	296517		
		5	M	197645	222181	243507	262270	358301#	-	327317		
			F	175820	198121	217064	211305	261256	-	250577		
		T	M	175800	190264	201305	219354	261809	-	218292		
			F	175865	194334	212314	213209	208631	-	234590		
		PHARMACEUTICALS	618.1	1A	M	177247	225045	283821	287017	207924	-	195426
					F	180526	201566	236159	256402	285673#	-	254498
				1B	M	179226	213244	268164	278003	286699	-	210036
					F	-	-	-	-	-	-	235769
2	M			-	-	-	-	-	-	569737#		
	F			-	-	-	-	-	-	557556#		
3	M			-	-	-	-	-	-	418938#		
	F			-	-	-	-	-	-	425645#		
4	M			-	-	502646	-	-	-	453280		
	F			-	-	-	-	-	-	418450		
5	M			-	315138#	461874#	368760#	-	-	339162		
	F			-	-	347617	337383#	-	-	282625		
T	M			-	-	294053	285787	-	-	321151		
	F			-	-	334121	323388	-	-	244693		
OTHER WHOLESALE DISTRIBUTION	619			1A	M	188210	226921	243960	278814	257213	-	206974
					F	193041	197927	221330	221820	-	-	227927
				1B	M	192717	211525	235054	265131	254598	-	187654
					F	175318	196432	212402	207169	203667	-	186640
		2	M	174177	186521	198532	219155	-	-	193312		
			F	174768	191911	208478	210091	203687	-	238114		
		3	M	176085	211693	265199	269554	289631#	-	201673		
			F	178142	192178	226648	237558	-	-	223796		
		4	M	177159	202397	253154	261635	281247#	-	727132		
			F	-	-	711029	702964	-	-	719215		
		5	M	-	-	706728	689977	835715#	-	582511		
			F	-	-	587312	569480	626910	-	495925		
		T	M	-	-	-	-	-	-	578681		
			F	-	-	-	-	-	-	453807		
		PAPER, BOOKS, STATIONERY, NEWSPAPERS	619.1/2	1A	M	-	424544	461750	463072	421579#	-	420313
					F	-	373805	428701	425009#	-	-	449424
				1B	M	-	418098	457127	458049	427328#	-	369193
					F	-	359523	378907	369151	342606	-	322593
2	M			-	313803	332375	329483	-	-	357047		
	F			-	346429	368231	356114	342175	-	282564		
3	M			230320	276353	291325	285957	283289	-	239788		
	F			214894	239924	245347	271686	267692#	-	263566		
4	M			218004	257230	275919	282609	280350	-	220142		
	F			193750	217896	219182	232673	227462	-	185613		
5	M			183594	187413	180533	207874	-	-	206722		
	F			187104	204732	204540	228124	226618	-	320429		
T	M			202806	288273	344942	336490	323898	-	236793		
	F			197161	236732	246317	281344	299740#	-	280634		
PHARMACEUTICALS	618.1			1A	M	198803	265036	316887	325388	321955	-	280634
					F	-	-	-	-	-	-	-
				1B	M	-	-	-	-	-	-	-
					F	-	-	-	-	-	-	-
		2	M	-	-	-	-	-	-	-		
			F	-	-	-	-	-	-	-		
		3	M	-	-	-	-	-	-	282140#		
			F	-	-	-	-	-	-	-		
		4	M	-	-	-	-	-	-	284774		
			F	-	-	-	-	-	-	220788#		
		5	M	-	200373	218577#	-	-	-	207968		
			F	-	201757	228323	217796#	-	-	212452		
		T	M	-	185951#	189860	211323	-	-	197033		
			F	161170	-	171217	-	-	-	169137		
		T	M	162219	167730	179826	207356	-	-	183830		
			F	173592	224201#	218453#	228476	217774	-	221365		
		T	M	172864	196368#	199790	227710	217569	-	186014		
			F	-	-	-	-	-	-	204003		

TAB.D7

REMUNERATION MENSUELLE BRUTE  
CORRIGEE DES SALAIRES A TEMPS PLEIN:  
MOYENNE(M) ET COEFFICIENT DE VARIATION  
(CV) SELON L ACTIVITE , LE SEXE , LA  
QUALIFICATION ET L AGE

CV

AGE (ANNEES REVOLUES)						TOG. ENS.	SEX E	QUALI FICATI ON	NACE	ACTIVITE
< 21	21 - 29	30 - 44	45 - 54	>= 55	(°)					
-	-	29.1#	28.2#	-	-	33.2	M	1A	618	PR. PHARM., MEDICAUX, D'ENTRETIEN
-	-	28.1#	31.2#	-	-	33.7	F	1B		
-	-	30.3#	42.7#	-	-	31.8	M	2		
-	-	31.0	42.5#	-	-	37.0#	F	3		
-	23.1	23.5	22.7	-	-	32.3	M	4		
-	24.3	21.2	27.1	-	-	25.2	F	5		
-	28.5	24.3	24.9	34.0#	-	28.0	M	1A	618.1	PRODUITS PHARM.
-	22.7	18.5	18.8	-	-	28.2	F	1B		
17.1	27.4	23.9	23.5	29.8#	-	25.5	M	2		
15.6	26.5	20.9	25.7	17.2	-	21.4	F	3		
15.9	16.9	19.4	19.4	-	-	25.4	M	4		
19.8	23.0	20.7	25.2	18.3	-	24.5	F	5		
16.1	15.8	20.8	18.6	23.6	-	19.1	M	1A	618.1	PRODUITS PHARM.
17.8	13.6	21.2	14.5	-	-	23.5	F	1B		
19.8	15.0	21.2	17.7	23.3	-	20.2	M	2		
16.8	30.0	30.8	42.9	52.8	-	17.0	F	3		
18.0	18.5	28.8	29.9	26.4#	-	19.2	M	4		
-	26.1	37.6	40.7	51.0	-	41.5	F	5		
-	-	-	-	-	-	26.2	M	1A	618	AUTRES COMMERCES DE GROS
-	-	-	-	-	-	38.4	F	1B		
-	-	-	-	-	-	29.1#	M	2		
-	-	-	-	-	-	29.9#	F	3		
-	-	-	-	-	-	23.6#	M	4		
-	-	-	-	-	-	24.8#	F	5		
-	-	18.4	-	-	-	25.1	M	1A	619	PAPIER, LIVRES, JOURNEAUX
-	-	22.9#	28.1#	-	-	28.0	F	1B		
-	25.3#	22.7	21.0#	-	-	22.8	M	2		
-	27.0#	13.0	12.8	-	-	16.8	F	3		
12.1	23.4	22.3	20.1	-	-	23.1	M	4		
13.0	13.3	17.0	26.5	15.9	-	23.5	F	5		
12.9	20.6	14.2	16.0	-	-	15.1	M	1A	619	AUTRES COMMERCES DE GROS
20.0	14.9	16.8	26.8	16.4	-	22.4	F	1B		
14.3	12.3	20.4	18.1	18.5	-	18.2	M	2		
17.5	14.1	21.8	13.9	-	-	18.4	F	3		
19.6	24.8	37.4	36.1	45.8#	-	37.5	M	4		
14.7	14.1	28.8	20.1	-	-	22.4	F	5		
17.2	21.5	35.8	33.8	44.0#	-	34.5	M	1A	619	AUTRES COMMERCES DE GROS
-	-	31.7	42.8	35.6#	-	38.9	F	1B		
-	-	31.9	42.3	35.6#	-	37.1	M	2		
-	-	28.8	28.7	25.9	-	27.7	F	3		
-	-	26.7	28.3	-	-	28.3	M	4		
-	23.8	23.7	26.3	28.3	-	27.9	F	5		
-	23.6	22.3	26.9	38.6#	-	25.1	M	1A	619.1/2	PAPIER, LIVRES, JOURNEAUX
-	24.1	23.7	27.1#	-	-	23.8	F	1B		
-	22.2	25.3	22.7	37.5#	-	25.1	M	2		
-	21.6	20.8	24.3	23.0	-	24.2	F	3		
-	22.9	25.1	23.8	-	-	22.2	M	4		
20.1	25.0	28.2	28.3	22.4	-	24.5	F	5		
17.2	21.7	23.4	22.9	20.1	-	28.1	M	1A	619.1/2	PAPIER, LIVRES, JOURNEAUX
18.2	24.7	26.7	27.3	24.6#	-	22.5	F	1B		
23.0	24.0	24.5	21.8	21.4	-	26.2	M	2		
18.2	20.5	18.5	19.4	-	-	23.9	F	3		
20.3	24.0	25.0	21.9	21.3	-	19.7	M	4		
23.5	31.8	44.2	50.2	57.7	-	24.1	F	5		
19.5	26.8	37.2	36.9	38.0#	-	45.5	M	1A	619.1/2	PAPIER, LIVRES, JOURNEAUX
20.9	31.8	45.8	49.1	56.6	-	33.0	F	1B		
-	-	-	-	-	-	45.4	M	2		
-	-	-	-	-	-	-	F	3		
-	-	-	-	-	-	-	M	4		
-	-	-	-	-	-	20.0#	F	5		
-	-	-	-	-	-	19.0	M	1A	619.1/2	PAPIER, LIVRES, JOURNEAUX
-	16.3	19.7#	-	-	-	27.0#	F	1B		
-	17.4	22.7	26.1#	-	-	17.8	M	2		
-	18.9#	16.0	12.6	-	-	22.0	F	3		
10.4	-	14.0	-	-	-	15.3	M	4		
11.1	19.0	15.9	12.2	-	-	14.3	F	5		
-	42.6#	34.6#	25.4	13.5	-	16.7	M	1A	619.1/2	PAPIER, LIVRES, JOURNEAUX
17.3	20.1	19.9	21.8#	-	-	31.8	F	1B		
17.0	35.6#	30.4	24.5	13.1	-	21.6	M	2		
-	-	-	-	-	-	28.5	F	3		

TAB.D7

GROSS MONTHLY PAY(CORRECTED)  
OF FULL-TIME EMPLOYEES :  
MEAN(M) AND COEFFICIENT OF  
VARIATION(CV) ACCORDING TO  
ACTIVITY , SEX , QUALIFICATION  
AND AGE

ACTIVITY	NACE	Q U A L I F I C A T I O N	S E X	AGE (COMPLETED YEARS)					TOG. EMS.		
				< 21	21 - 29	30 - 44	45 - 54	>= 55		(*)	
WHOLESALE TRADE	61	1A	M	-	-	698947	729970	825075	-	736767	
			F	-	-	-	632363#	-	-	646497#	
		1B	M	-	-	698512	722919	825075	-	732809	
			F	-	-	550075	526507	497960	-	534583	
		2	M	-	407896	548184	521638	484769	-	489815	
			F	-	375110	440601	453882	438167	-	531474	
		3	M	-	402485	433062	450897	466142#	-	439916	
			F	232671#	332141	358129	371719	363019	-	397936	
		4	M	225045	288687	325031	345059	312348	-	434490	
			F	227122	318838	351020	365492	356540	-	345001	
		5	M	212990	247312	272818	285933	276674	-	266664	
			F	206136	227024	245489	253146	248306	-	231410	
	T	M	207755	237465	266308	280070	274541	-	254452		
		F	179610	208883	227113	234782	227015	-	219852		
	FOOD, DRINK, TOBACCO	641/642	1A	M	181955	192329	192091	195749	189237	-	189782
				F	181048	202264	218358	226070	222141	-	209766
			1B	M	186574	249444	304462	317603	312729	-	289406
				F	190430	221535	248539	261907	247481	-	228718
			2	M	189107	237514	282119	306782	306014	-	270776
				F	-	-	457046#	538864#	-	-	523100
			3	M	-	-	475877#	531177#	-	-	518551
				F	-	-	573386	476253	-	-	514803
			4	M	-	400131	532333	468653	386197	-	282628#
				F	-	392585	405247	391398	-	-	487582
5			M	202939	225827	262660	340005	257852	-	400429	
			F	196126#	286326	325965	326380	258056	-	310841	
T	M	221133	251828	265189	271201	258874	-	393810			
	F	207142	228504	239149	233539	230581	-	317591			
DISPENSING CHEMISTS	643	1A	M	210782	238986	258580	263202	255987	-	249111	
			F	173925	187883	208979	210847	209401	-	304237	
		1B	M	171794	181557	196574	193900	213211#	-	260194	
			F	172727	185393	205477	205951	209968	-	227766	
		2	M	188282	237844	271729	281144	255471	-	247028	
			F	189483	216898	228331	226116	226408	-	184077	
		3	M	189046	227783	261309	269347	252443	-	192991	
			F	-	-	561593#	-	-	-	257282	
		4	M	-	-	581320#	-	-	-	214867	
			F	-	-	467686	486095	-	-	242008	
		5	M	-	413529	467608	486095	472760	-	575146	
			F	-	364510	475697	478211	-	-	475911	
T	M	-	386876	432737	477623	472760	-	479670			
	F	-	246431	405334	412578	457206	-	477337			
MEDICAL GOODS, COSMETICS, CLEANING, MAT.	644	1A	M	-	285753	379537	388921#	-	435880		
			F	-	240941#	388921#	-	-	400401		
		1B	M	255527	250977	279796	383345	-	-	417027	
			F	164479	173150	277234	287170	-	-	303531	
		2	M	189627	209766	259010	284655	-	-	257469	
			F	155209	207123	241939	215748	-	-	284939	
		3	M	156491	206707	233261	215036	-	-	273011	
			F	231143	277272	320026	360911	345719	-	190194	
		4	M	158955	211029	289362	379544	383639#	-	228370	
			F	172517	236123	308863	367799	364966	-	220083	
		5	M	-	-	824515	966318	-	-	183534	
			F	-	-	824515	966318	-	-	201021	
T	M	-	-	824290	659844	-	-	183534			
	F	-	-	611822	628641	-	-	201021			
2	M	-	489884	475647	484316	-	-	183534			
	F	-	-	413938	464073	-	-	616994			
3	M	-	479934	469145	464073	-	-	478283			
	F	-	343489	410032	373802	-	-	412443			
4	M	-	309389	335114	364029	-	-	469173			
	F	-	332579	384971	368846	403608	-	382203			
5	M	234709	250589	283171	284318	278229	-	329785			
	F	225520	233555	245737	247631	-	-	363564			
T	M	227628	241331	266586	272074	276302	-	274341			
	F	168084	213781	250423	243925	257891	-	237055			
T	M	177540	189149	191620	222577	-	-	253722			
	F	173769	203332	231857	240887	252346	-	225914			
T	M	183788	283305	380302	360602	319468	-	186331			
	F	185964	236731	269584	304398	327941	-	210863			
T	M	181765	257275	344417	344230	319313	-	335995			
	F	-	-	-	-	-	-	247489			

REMUNERATION MENSUELLE BRUTE  
CORRIGEE DES SALAIRES A TEMPS PLEIN:  
MOYENNE(M) ET COEFFICIENT DE VARIATION  
(CV) SELON L ACTIVITE , LE SEXE , LA  
QUALIFICATION ET L AGE

CV

							SEXE	QUALIFICATION	MACE	ACTIVITE
AGE (ANNEES REVOLUES)										
< 21	21-28	30-44	45-54	>= 55	(*)	TOT. ENS.				
-	-	30.8	34.2	34.3	-	33.8	M	1A	61	COMMERCE DE GRDS
-	-	-	40.7#	-	-	37.3#	F			
-	-	30.8	34.8	34.3	-	34.0	T			
-	-	29.3	32.2	34.8	-	31.2	M	1B		
-	-	-	40.3#	-	-	33.7	F			
-	-	25.4	-	-	-	33.5	T			
-	-	29.1	33.0	35.0	-	31.5	M	2		
-	25.3	25.6	25.8	28.5	-	25.9	F			
-	24.8	20.1	24.3	22.5#	-	27.2	T			
-	25.4	26.3	25.8	-	-	26.3	M			
36.0#	26.1	26.4	26.2	26.1	-	26.8	F	3		
23.8	24.4	21.7	21.1	22.4	-	23.8	T			
27.8	26.5	25.8	25.4	28.4	-	26.7	M	4		
21.2	28.2	23.7	27.8	26.3	-	27.9	F			
18.8	21.7	23.7	22.6	25.2	-	23.0	T			
18.8	24.7	23.3	27.5	26.4	-	27.5	M	5		
21.4	24.3	27.8	26.3	26.7	-	27.2	F			
17.8	18.8	23.8	23.8	24.8	-	20.8	T			
19.2	22.8	28.0	27.0	27.1	-	26.6	M			
22.8	32.5	41.7	45.9	52.8	-	44.0	F			
18.5	25.4	34.7	41.5	41.8	-	32.9	T			
28.7	30.7	41.5	46.0	52.7	-	43.3	M	1A	641/642	PR. ALIMENTAIRES, BOISSONS, TABAC
-	-	32.1#	40.0#	-	-	41.0	F			
-	-	-	-	-	-	-	T			
-	-	33.8#	40.6#	-	-	40.9	M	1B		
-	-	34.0	38.0	-	-	37.8	F			
-	-	-	-	-	-	25.8#	T			
-	-	39.2	38.6	-	-	39.7	M	2		
-	25.2	26.3	24.7	17.4	-	25.4	F			
-	-	29.4#	-	-	-	30.0	T			
-	26.1	27.8	24.5	17.4	-	26.3	M	3		
-	32.4	30.1	31.8	36.8	-	33.0	F			
24.7	29.8	29.0	23.5	-	-	32.1	T			
30.6#	35.1	31.2	30.8	36.6	-	34.2	M	4		
21.3	26.4	26.7	23.9	28.0	-	26.4	F			
20.8	22.6	23.8	20.7	23.6	-	23.0	T			
21.1	25.1	26.5	24.2	27.9	-	26.1	M	5		
26.0	28.8	25.9	25.7	29.3	-	27.9	F			
21.7	26.5	22.4	18.8	32.0#	-	24.3	T			
23.7	28.0	25.2	24.4	28.7	-	27.0	M			
27.2	34.3	36.5	39.7	43.9	-	38.3	F			
23.3	25.8	27.8	27.9	30.6	-	27.0	T			
24.8	31.3	35.9	38.2	43.2	-	38.8	M	1A	643	PHARMACIES
-	-	34.1#	-	-	-	33.5	F			
-	-	-	-	-	-	-	T			
-	-	31.2#	-	-	-	30.8	M	1B		
-	-	19.5	18.1	-	-	18.7	F			
-	-	17.2	23.6	-	-	21.1	T			
-	-	18.7	20.3	18.3	-	18.7	M	2		
-	18.4	22.2	19.3	-	-	21.2	F			
-	21.3	17.8	23.0	-	-	21.3	T			
-	21.3	20.7	22.7	18.5	-	21.7	M	3		
-	-	18.8	28.4	-	-	23.0	F			
-	20.1	24.5#	29.7#	-	-	20.8	T			
-	23.2	22.2	29.0	-	-	26.7	M	4		
25.3	17.9	21.4	23.4	-	-	20.8	F			
20.5	22.8	18.7	15.8	-	-	28.6	T			
31.8	30.2	22.2	21.9	-	-	20.8	M	5		
-	11.8	19.0	16.4	-	-	18.4	F			
15.5	15.5	28.4#	32.2#	-	-	27.2	T			
15.3	13.7	23.4	21.3	-	-	24.5	M			
29.4	28.2	32.7	40.8	32.4	-	35.8	F			
18.8	35.7	39.4	34.6	35.8#	-	48.8	T			
27.8	35.6	35.3	38.6	34.8	-	42.2	M	1A	644	ART. MEDICAUX, PRODUITS D'ENTRETIEN
-	-	25.7	25.3	-	-	28.1	F			
-	-	-	-	-	-	-	T			
-	-	25.7	25.3	-	-	29.1	M	1B		
-	-	24.3	22.0	-	-	23.5	F			
-	-	-	-	-	-	31.1	T			
-	-	26.3	24.5	-	-	25.3	M	2		
-	18.3	24.9	25.8	-	-	23.8	F			
-	-	16.1	-	-	-	18.6	T			
-	18.4	24.7	26.2	-	-	24.0	M	3		
-	23.0	16.7	23.3	-	-	21.3	F			
-	18.7	28.5	20.6	-	-	25.9	T			
-	22.4	22.4	22.1	26.9	-	23.8	M	4		
21.3	22.0	26.7	26.5	23.0	-	25.8	F			
18.1	24.2	23.4	24.0	-	-	23.7	T			
19.0	24.0	26.5	28.7	23.1	-	25.8	M	5		
19.4	20.9	21.0	28.8	18.3	-	25.9	F			
24.2	16.8	18.8	19.6	-	-	21.3	T			
22.7	20.5	23.8	26.1	20.4	-	26.4	M			
26.1	32.7	42.8	55.1	38.2	-	47.0	F			
24.7	27.4	34.8	36.4	52.9	-	34.3	T			
25.3	31.8	44.3	52.1	38.8	-	48.8	M			

TAB.D7

GROSS MONTHLY PAY(CORRECTED)  
OF FULL-TIME EMPLOYEES :  
MEAN(M) AND COEFFICIENT OF  
VARIATION(CV) ACCORDING TO  
ACTIVITY , SEX , QUALIFICATION  
AND AGE

ACTIVITY	NACE	Q U A L I F I C A T I O N	S E X	AGE (COMPLETED YEARS)							
				< 21	21 - 29	30 - 44	45 - 54	> =	TOT. EMS.		
				21	29	44	54	55	(%)		
CLOTHING	645	1A	M	-	-	689601#	603604#	-	-	646185#	
			F	-	-	-	-	-	-	-	-
		1B	M	-	-	679988#	539618#	-	-	606145#	
			F	-	-	443885	463715#	504051#	-	466063	
		2	M	-	323610#	436778	452526#	484071	-	39324#	
			F	-	-	376466	434761	466079	-	456154	
		3	M	-	328305#	343052	358032#	413089	-	392351	
			F	-	284516	369174	318855	331335#	-	346967	
		4	M	206637	221766	248005	264470	261560	-	382176	
			F	199763	204272	219752	242461	240850	-	311230	
		5	M	200759	208804	232180	254311	256061	-	286792	
			F	181131	195615	210226	219467	212871	-	301303	
	T	M	176883	183086	188639	198099	214823	-	242557		
		F	178179	187225	199107	211272	213168	-	212247		
	FOOTWEAR, LEATHER GOODS	646	1A	M	188644	223773	270097	289112	292138	-	223193
				F	188782	202961	222749	246029	258446	-	204606
			1B	M	188750	209097	246466	271685	284408	-	184811
				F	-	-	-	-	-	-	193446
			2	M	-	-	-	-	-	-	259360
				F	-	-	-	-	-	-	212146
			3	M	-	-	-	-	-	-	232125
				F	-	-	-	-	-	-	-
			4	M	187245	208314	217159	231594	243659	-	-
				F	192904	198830	201152	225618	-	-	-
5			M	192058	202069	208284	228651	243721	-	-	
			F	158808	174880	197304	190602	-	-	-	
T	M	165790	174406	167106#	-	-	-	-			
	F	163461	174503	183777	193632	-	-	-			
FURN. FABRICS, HOUSEHOLD TEXTILES	647	1A	M	168423	242336	289735	309640	269225#	-	170408	
			F	181517	197249	209469	246182	-	-	172295	
		1B	M	178484	209379	253077	283837	267663	-	264225	
			F	-	-	-	-	-	-	199652	
		2	M	-	-	-	-	-	-	224462	
			F	-	-	-	-	-	-	-	
		3	M	-	-	320495	-	-	-	-	
			F	-	-	-	-	-	-	456685	
		4	M	-	224436	328731	354995	-	-	334712	
			F	182145	214001	272254	279195	243545	-	337705	
		5	M	181076	218896	210255	241957	-	-	345936	
			F	159718	198543	247799	264843	237050	-	33705	
	T	M	177370	204466	226195	217509#	-	-	254949		
		F	163800	218933	286001	285092	256315	-	210327		
	HOUSEHOLD FITMENTS, APPLIANCES	648/649	1A	M	187219	221095	230657	240796	-	-	235052
				F	179521	220067	268905	272143	250899	-	211890
			1B	M	-	-	636792#	-	-	-	202388
				F	-	-	462489#	330494#	-	-	209214
			2	M	-	-	457875#	328461#	-	-	261931
				F	-	363747	358009	397959	-	-	219900
			3	M	-	373194	360741	396931	-	-	246109
				F	-	252684	302662	304077	294009#	-	525660#
			4	M	187343	208187	232482	253413	-	-	357546
				F	198066	199445	221889	237025	-	-	363879
5			M	194740	204191	229961	251442	-	-	363879	
			F	164456	180210	198168	199490	203176	-	377190	
T	M	173534	177151	197929	211809	-	-	365441			
	F	169728	179313	198149	200717	202529	-	290879			
T	M	168982	200493	244352	266248	264307	-	278724			
	F	180557	198922	236540	256939	261316	-	287159			
T	M	176059	199874	242971	264968	263951	-	226968			
	F	-	-	-	-	-	-	207046			

TAB.D7

REMUNERATION MENSUELLE BRUTE  
CORRIGEE DES SALAIRES A TEMPS PLEIN:  
MOYENNE(M) ET COEFFICIENT DE VARIATION  
(CV) SELON L'ACTIVITE, LE SEXE, LA  
QUALIFICATION ET L'AGE

CV

AGE (ANNEES REVOLUES)						TOG. ENS.	SEX E	QUALI FICA TION	NACE	ACTIVITE
< 21	21 29	30 44	45 54	>= 55	(*)					
-	-	36.0#	34.1#	-	-	38.9#	M	1A	645	ARTICLES D HABILLEMENT
-	-	35.0#	40.2#	-	-	42.0#	F	1A	645	ARTICLES D HABILLEMENT
-	-	22.3	35.1#	20.1#	-	29.7	T	1B	645	ARTICLES D HABILLEMENT
-	-	-	-	-	-	27.7#	M	1B	645	ARTICLES D HABILLEMENT
-	30.6#	21.4	36.6#	21.7	-	30.1	F	2	645	ARTICLES D HABILLEMENT
-	-	25.3	28.3	19.8	-	27.9	M	2	645	ARTICLES D HABILLEMENT
-	31.6#	27.9	26.6#	-	-	27.1	F	2	645	ARTICLES D HABILLEMENT
-	28.2	26.1	29.3	23.3	-	28.2	M	3	645	ARTICLES D HABILLEMENT
-	30.3	25.5	23.7	28.3#	-	26.3	F	3	645	ARTICLES D HABILLEMENT
-	29.4	23.6	26.7	17.1	-	27.4	M	3	645	ARTICLES D HABILLEMENT
17.7	21.7	25.5	24.9	25.7	-	27.1	F	4	645	ARTICLES D HABILLEMENT
20.2	19.3	24.3	23.6	21.9	-	24.3	T	4	645	ARTICLES D HABILLEMENT
19.9	20.4	19.3	19.3	18.6	-	20.6	M	4	645	ARTICLES D HABILLEMENT
19.7	22.7	23.3	22.3	21.5	-	23.3	F	5	645	ARTICLES D HABILLEMENT
19.0	18.7	21.8	20.4	19.1	-	22.1	M	5	645	ARTICLES D HABILLEMENT
19.3	20.5	18.6	17.4	18.0	-	19.0	F	5	645	ARTICLES D HABILLEMENT
20.0	27.1	21.1	20.1	18.9	-	21.2	T	T	645	ARTICLES D HABILLEMENT
20.6	22.6	36.2	40.9	48.2	-	39.0	M	T	645	ARTICLES D HABILLEMENT
20.5	24.7	26.8	28.3	26.4	-	26.2	F	T	645	ARTICLES D HABILLEMENT
-	-	34.3	38.1	45.2	-	35.1	T	T	645	ARTICLES D HABILLEMENT
-	-	-	-	-	-	-	M	1A	646	CHAUSSURES, MAROQUINERIE
-	-	-	-	-	-	-	F	1A	646	CHAUSSURES, MAROQUINERIE
-	-	-	-	-	-	-	T	1A	646	CHAUSSURES, MAROQUINERIE
-	-	-	-	-	-	43.9#	M	1B	646	CHAUSSURES, MAROQUINERIE
-	-	-	-	-	-	-	F	1B	646	CHAUSSURES, MAROQUINERIE
-	-	-	-	-	-	-	T	1B	646	CHAUSSURES, MAROQUINERIE
-	20.3	24.7	26.2	15.8	-	46.2#	M	2	646	CHAUSSURES, MAROQUINERIE
-	22.2	29.6#	26.4	21.2	-	24.3	F	2	646	CHAUSSURES, MAROQUINERIE
-	30.0#	25.1	13.3	-	-	25.4	M	2	646	CHAUSSURES, MAROQUINERIE
-	25.4	21.5	13.5	-	-	24.9	F	3	646	CHAUSSURES, MAROQUINERIE
-	29.4	24.7	13.6	-	-	28.6	M	3	646	CHAUSSURES, MAROQUINERIE
13.6	26.1	24.4	13.6	-	-	25.4	F	3	646	CHAUSSURES, MAROQUINERIE
17.2	19.3	21.2	23.6	13.4	-	27.6	M	4	646	CHAUSSURES, MAROQUINERIE
16.7	21.3	22.0	17.9	-	-	23.3	F	4	646	CHAUSSURES, MAROQUINERIE
17.1	21.3	21.9	21.1	12.3	-	19.8	M	4	646	CHAUSSURES, MAROQUINERIE
16.6	11.4	15.5	15.5	-	-	21.4	F	5	646	CHAUSSURES, MAROQUINERIE
16.8	14.0	25.1#	-	-	-	20.0	M	5	646	CHAUSSURES, MAROQUINERIE
17.7	44.8	21.3	15.8	-	-	15.7	F	5	646	CHAUSSURES, MAROQUINERIE
18.4	21.0	21.3	15.8	39.1#	-	17.4	T	T	646	CHAUSSURES, MAROQUINERIE
18.5	33.2	45.8	53.1	-	-	49.0	M	T	646	CHAUSSURES, MAROQUINERIE
-	-	30.6	25.3	-	-	25.0	F	T	646	CHAUSSURES, MAROQUINERIE
-	-	45.1	48.0	37.3	-	42.2	T	T	646	CHAUSSURES, MAROQUINERIE
-	-	-	-	-	-	-	M	1A	647	TISSUS D AMEUBLEMENT
-	-	-	-	-	-	-	F	1A	647	TISSUS D AMEUBLEMENT
-	-	-	-	-	-	-	T	1A	647	TISSUS D AMEUBLEMENT
-	-	-	-	-	-	-	M	1B	647	TISSUS D AMEUBLEMENT
-	-	-	-	-	-	-	F	1B	647	TISSUS D AMEUBLEMENT
-	-	-	-	-	-	-	T	1B	647	TISSUS D AMEUBLEMENT
-	-	-	-	-	-	-	M	2	647	TISSUS D AMEUBLEMENT
-	-	-	-	-	-	-	F	2	647	TISSUS D AMEUBLEMENT
-	-	-	-	-	-	-	T	2	647	TISSUS D AMEUBLEMENT
-	-	22.6	-	-	-	20.6	M	3	647	TISSUS D AMEUBLEMENT
-	-	-	-	-	-	20.9	F	3	647	TISSUS D AMEUBLEMENT
-	-	-	-	-	-	10.1	M	3	647	TISSUS D AMEUBLEMENT
-	23.9	20.5	11.8	-	-	18.5	F	3	647	TISSUS D AMEUBLEMENT
9.7	12.8	23.7	23.2	11.7	-	24.3	M	4	647	TISSUS D AMEUBLEMENT
9.3	18.2	21.6	12.3	-	-	17.6	F	4	647	TISSUS D AMEUBLEMENT
14.4	25.0	26.3	21.6	13.3	-	24.2	M	4	647	TISSUS D AMEUBLEMENT
-	17.3	22.8	22.1	-	-	24.7	F	5	647	TISSUS D AMEUBLEMENT
19.9	21.0	-	-	-	-	19.1	M	5	647	TISSUS D AMEUBLEMENT
13.0	25.6	22.2	26.5#	-	-	23.4	F	5	647	TISSUS D AMEUBLEMENT
13.4	19.2	31.1	27.7	24.0	-	31.7	M	T	647	TISSUS D AMEUBLEMENT
14.7	22.4	30.6	21.9	-	-	24.8	F	T	647	TISSUS D AMEUBLEMENT
-	-	32.5	27.6	24.5	-	31.0	M	T	647	TISSUS D AMEUBLEMENT
-	-	41.6#	-	-	-	47.1#	F	T	647	TISSUS D AMEUBLEMENT
-	-	-	-	-	-	-	T	T	647	TISSUS D AMEUBLEMENT
-	-	41.6#	-	-	-	47.1#	M	1A	648/649	EQUIPEMENT DU FOYER
-	-	41.3#	37.7#	-	-	41.5	F	1A	648/649	EQUIPEMENT DU FOYER
-	-	-	-	-	-	-	T	1A	648/649	EQUIPEMENT DU FOYER
-	-	41.5#	37.6#	-	-	41.5	M	1B	648/649	EQUIPEMENT DU FOYER
-	24.5	27.1	25.8	-	-	28.1	F	1B	648/649	EQUIPEMENT DU FOYER
-	-	30.1#	-	-	-	24.1	M	2	648/649	EQUIPEMENT DU FOYER
-	24.6	27.5	23.2	-	-	28.5	F	2	648/649	EQUIPEMENT DU FOYER
-	32.1	23.2	22.9	29.9#	-	26.3	M	3	648/649	EQUIPEMENT DU FOYER
-	23.2	17.9	17.6	-	-	20.9	F	3	648/649	EQUIPEMENT DU FOYER
-	28.6	22.0	21.5	27.1#	-	24.8	M	3	648/649	EQUIPEMENT DU FOYER
14.6	19.1	20.1	26.4	22.1	-	22.8	F	4	648/649	EQUIPEMENT DU FOYER
15.7	16.3	19.6	20.6	28.0#	-	18.9	M	4	648/649	EQUIPEMENT DU FOYER
15.6	18.1	20.1	25.9	22.8	-	22.1	F	4	648/649	EQUIPEMENT DU FOYER
16.6	17.7	26.5	23.6	34.8	-	24.3	M	5	648/649	EQUIPEMENT DU FOYER
17.2	14.8	22.5	19.2	-	-	18.0	F	5	648/649	EQUIPEMENT DU FOYER
17.1	17.0	26.2	23.2	33.6	-	23.1	M	5	648/649	EQUIPEMENT DU FOYER
17.0	23.9	39.5	43.5	45.3	-	39.8	F	T	648/649	EQUIPEMENT DU FOYER
17.6	21.2	26.7	26.6	27.0	-	26.0	M	T	648/649	EQUIPEMENT DU FOYER
17.7	22.8	37.7	41.7	43.6	-	37.2	F	T	648/649	EQUIPEMENT DU FOYER

TAB.D7

GROSS MONTHLY PAY(CORRECTED)  
OF FULL-TIME EMPLOYEES :  
MEAN(M) AND COEFFICIENT OF  
VARIATION(CV) ACCORDING TO  
ACTIVITY , SEX , QUALIFICATION  
AND AGE

ACTIVITY	WAGE	Q U A L I F I C A T I O N	S E X	AGE (COMPLETED YEARS)					T06. ENS.			
				< 21	21 - 29	30 - 44	45 - 54	>= 55		(*)		
BOOKS, NEWSPRS., STATIONERY, OFFICE SUPPS.	653	1A	M	-	-	672129#	757735	-	-	758658		
			F	-	-	-	-	-	-	-		
			T	-	-	665187#	763535	-	-	757873		
			1B	M	-	-	586357	466666#	-	-	523188	
				F	-	-	-	-	-	-	-	
			2	M	-	442047	582671	470668#	-	-	521504	
				F	-	-	399393	463066	-	-	424323	
			3	M	-	405613#	401810	438670	-	-	406524	
				F	-	318400	334365	331828	502778	-	420914	
			4	M	-	316072	304114	352003	-	-	334860	
				F	-	317475	327321	337945	381230	-	316754	
			5	M	204963	261490	285720	289839	293642	-	329765	
				F	205606	214324	240916	237260	-	-	223853	
			T	M	205415	232845	266629	272162	296297	-	249024	
				F	180748	202018	234887	256370	242015	-	218695	
			OTHER RETAIL DISTRIBUTION	654/655	1A	M	181229	189862	193619	186892#	-	187315
						F	181045	197142	225619	235206	241219	-
			1B	M	187558	248876	315874	347584	371880	-	288088	
				F	190194	215535	254448	274043	-	-	229824	
			2	M	189305	231283	296988	326394	370930	-	270247	
F	-	-		726226#	605755#	809770#	-	694698				
3	M	-	-	719363#	632187#	843881#	-	708662				
	F	-	-	571935	504258	-	-	548718				
4	M	-	-	564854	507358	-	-	524102#				
	F	-	-	440774	466008	510117	-	452938				
5	M	-	432773	432138	462015	506720	-	446684				
	F	-	-	357691	368118	383733	-	350621				
T	M	-	436949	320633	356069	368118	-	385223				
	F	-	-	303864	325777	321895	-	317728				
VARIOUS NON-FOOD PRODUCTS	656	1A	M	-	316513	350367	359695	379759	344014			
			F	208867	249391	269482	290875	282745	-	266503		
1B	M	216585	229587	239542	268803	261799#	-	234094				
	F	214822	240186	262365	285969	280663	-	255043				
2	M	178784	215153	237683	249801	251365	-	228551				
	F	183791	203743	212396	215150	-	-	199499				
3	M	181561	211254	232846	245066	250035	-	220277				
	F	187595	255613	312207	326059	333536	-	296475				
4	M	201731	230441	261882	287587	314398#	-	240404				
	F	196821	245518	301992	319329	332079	-	280124				
5	M	-	-	-	703839	-	-	664990				
	F	-	-	-	-	-	-	-				
T	M	-	-	634290	613209	-	-	641430				
	F	-	-	-	-	-	-	626834				
RETAIL TRADE	64/653- 656	1A	M	-	-	630553	608559	-	547380#			
			F	-	-	522599	543065	560490	-	622732		
1B	M	-	-	413752#	466606	545731	-	520791				
	F	-	-	453300	517798	543606	570006	488189				
2	M	-	480542	400168	405574	403778	-	517082				
	F	-	-	366591	387770	-	-	397380				
3	M	172960	330326	365591	387770	-	-	360832				
	F	191654#	362051	382811	398292	406842	-	380228				
4	M	227865	281458	307485	316870	314276	-	300528				
	F	236454	258206	274834	291169	275561#	-	263507				
5	M	235473	262596	288298	308369	309443	-	275266				
	F	217124	235493	253661	261357	248196	-	247735				
T	M	202279	213582	223847	235361	-	-	214295				
	F	205370	222071	243541	256935	247598	-	231833				
1A	M	222443	287182	361589	357715	322365	-	337778				
	F	221221	253983	286950	321675	311068#	-	285872				
1B	M	221412	262301	325579	347660	321322	-	295827				
	F	-	-	632614	522523	740990	-	581256				
2	M	-	-	632194#	457465#	-	-	531064#				
	F	-	-	632586	518622	721303	-	577912				
3	M	-	-	584017	447818	517085	-	510604				
	F	-	-	452847	440428	-	-	447652				
4	M	-	417385	439585	447233	511249	-	505180				
	F	-	379870	390493	427743	360718#	-	439813				
5	M	-	410378	433998	450538	422046	-	397449				
	F	187879#	310847	340306	342790	310700	-	331465				
T	M	191226	279947	323895	330302	327578	-	308391				
	F	192828	298624	335033	338537	313105	-	323570				
RETAIL TRADE	64/653- 656	1A	M	208973	237664	263564	276738	268395	-	256089		
			F	210357	229703	247241	254622	250053	-	234251		
1B	M	210278	232523	256816	270720	265761	-	244775				
	F	174251	193463	214801	220855	219489	-	205008				
2	M	178460	190156	201681	204462	211078	-	190014				
	F	176890	192017	211567	217465	218596	-	199429				
3	M	184345	233355	290415	300866	285578	-	270696				
	F	193413	224568	254979	269774	268662	-	232387				
T	M	180664	228361	278573	293419	283385	-	254080				
	F	-	-	-	-	-	-	-				



TAB.D7

REMUNERATION MENSUELLE BRUTE  
CORRIGEE DES SALAIRES A TEMPS PLEIN:  
MOYENNE(M) ET COEFFICIENT DE VARIATION  
(CV) SELON L ACTIVITE , LE SEXE , LA  
QUALIFICATION ET L AGE

CV

AGE (ANNEES REVOLUES)						SEX E	QUALIFICATION	NACE	ACTIVITE
< 21	21 29	30 44	45 54	>= 55	(*) TOG. ENS.				
-	-	34.3#	32.8	-	-	-	M	1A 653	LIVRES, JOURN., PAPIER, EQ. BUREAU
-	-	34.4#	32.3	-	-	-	F	1A	
-	-	25.2	43.5#	-	-	-	T	1B	
-	-	25.1	41.8#	-	-	-	M	2	
-	20.2	31.8	24.1	-	-	-	F	2	
-	-	19.6	18.4	-	-	-	F	2	
-	25.1#	31.5	23.2	18.4	-	-	T	3	
-	20.6	29.7	27.0	24.1	-	-	M	3	
-	18.9	22.6	23.3	-	-	-	F	3	
-	25.3	28.7	26.0	23.8	-	-	T	4	
11.9	26.9	26.7	28.1	29.3	-	-	M	4	
19.7	22.1	24.9	21.6	-	-	-	F	4	
17.8	26.6	27.5	28.3	27.0	-	-	T	5	
16.5	25.2	27.1	27.8	22.2	-	-	M	5	
19.1	16.1	21.9	30.8#	-	-	-	F	5	
18.2	22.5	27.5	31.5	21.7	-	-	T	1A	654/655
16.2	32.9	41.3	48.4	54.5	-	-	M	1A	654/655
20.3	25.0	34.7	42.3	-	-	-	F	1A	654/655
19.0	30.5	41.2	48.6	54.8	-	-	T	1A	654/655
-	-	32.1#	35.9#	27.2#	-	-	M	1A	654/655
-	-	31.2#	34.2#	26.8#	-	-	F	1A	654/655
-	-	27.4	32.2	-	-	-	T	1B	AUTRES COMMERCE DE DETAIL
-	-	27.8	33.9	-	-	-	M	1B	
-	-	26.0	25.6	21.9	-	-	F	1B	
-	27.4	19.0	-	-	-	-	T	2	
-	-	26.7	25.5	21.8	-	-	M	2	
-	24.8	27.3	28.4	31.4	-	-	F	2	
-	16.8	21.1	25.7	-	-	-	T	3	
-	23.3	26.6	28.5	30.5	-	-	M	3	
19.5	24.5	24.4	28.3	28.0	-	-	F	3	
17.8	19.4	21.5	27.6	28.2#	-	-	T	4	
18.2	22.9	24.3	28.3	28.1	-	-	M	4	
18.1	26.3	22.3	27.5	26.5	-	-	F	4	
19.1	24.3	20.1	18.7	-	-	-	T	5	
18.8	25.8	22.4	27.2	26.0	-	-	M	5	
20.1	30.6	39.6	39.9	48.0	-	-	F	5	
20.5	23.2	32.4	41.4	62.3#	-	-	T	1A	656
20.7	28.7	38.2	40.4	48.2	-	-	M	1A	656
-	-	24.0	-	-	-	-	F	1A	656
-	-	24.0	-	-	-	-	T	1A	656
-	-	22.6	24.0	-	-	-	M	1A	656
-	-	22.8	25.6	-	-	-	F	1A	656
-	-	20.0	21.1	18.9	-	-	T	1B	PRODUITS DIVERS NON ALIMENT.
-	16.1	20.0	21.1	18.9	-	-	M	1B	PRODUITS DIVERS NON ALIMENT.
-	22.1#	20.2	17.7	-	-	-	F	1B	PRODUITS DIVERS NON ALIMENT.
-	17.4	20.2	20.5	19.1	-	-	T	2	
-	18.9	17.8	20.7	15.7	-	-	M	2	
9.5	19.6	18.3	18.4	-	-	-	F	2	
30.9#	20.5	18.6	19.9	21.9	-	-	T	3	
20.3	22.4	21.7	24.1	22.0	-	-	M	3	
23.5	21.4	22.1	23.3	29.2#	-	-	F	3	
23.2	21.9	22.7	24.2	23.2	-	-	T	4	
19.9	22.0	21.8	23.4	25.8	-	-	M	4	
21.6	21.8	20.5	20.2	-	-	-	F	4	
21.5	22.4	22.2	23.3	25.6	-	-	T	5	
20.8	28.6	37.9	39.4	36.0	-	-	M	5	
24.2	23.0	26.8	32.7	45.2#	-	-	F	5	
23.7	25.5	36.3	38.3	36.9	-	-	T	1A	64/653- 656
-	-	40.1	45.5	37.2	-	-	M	1A	64/653- 656
-	-	25.7#	45.8#	-	-	-	F	1A	64/653- 656
-	-	39.3	45.7	40.0	-	-	T	1A	64/653- 656
-	-	29.8	41.7	29.4	-	-	M	1A	64/653- 656
-	-	32.1	38.5	-	-	-	F	1B	COMMERCE DE DETAIL
-	-	30.0	41.4	29.6	-	-	T	1B	COMMERCE DE DETAIL
-	25.0	28.0	27.5	30.9	-	-	M	2	
-	25.4	28.1	26.1	29.2#	-	-	F	2	
-	25.3	28.2	27.4	31.4	-	-	T	3	
37.7#	30.8	26.5	27.8	35.2	-	-	M	3	
20.3	26.6	24.2	24.9	27.1	-	-	F	3	
25.8	29.9	25.9	27.0	34.1	-	-	T	4	
20.8	25.9	25.8	26.7	25.1	-	-	M	4	
22.0	23.6	24.3	23.9	25.2	-	-	F	4	
21.8	24.5	25.4	26.3	25.3	-	-	T	5	
21.9	24.7	26.5	26.6	29.4	-	-	M	5	
20.7	22.1	22.2	20.9	24.5	-	-	F	5	
21.2	23.6	25.8	25.9	28.0	-	-	T	5	
23.5	32.7	41.9	43.8	46.2	-	-	M	5	
23.0	25.7	30.4	35.1	39.3	-	-	F	5	
23.2	29.2	39.5	42.5	45.5	-	-	T	5	

TAB.D8

INDEX OF MEAN GROSS MONTHLY PAY (CORRECTED) OF FULL-TIME EMPLOYEES ACCORDING TO ACTIVITY, SEX, QUALIFICATION AND AGE (PAY OF ALL FULL-TIME EES. = 100)

INDICE DE LA REMUNERATION MENSUELLE BRUTE CORRIGEE MOYENNE DES SALARIES A TEMPS PLEIN SELON L ACTIVITE, LE SEXE, LA QUALIFICATION ET L AGE (REM. DE L EMS. DES SAL. A TEMPS PLEIN = 100)

ACTIVITY	NACE	Q U A L I F I C A T I O N	S E X	AGE (COMPLETED YEARS)							
				< 21	21 - 29	30 - 44	45 - 54	>= 55	(*)	106. ENS.	
AGRIC. PRIMARY PROD., LIVE-STOCK, TEXT.	611	1A	M	-	-	85.7#	88.7#	113.1#	-	100.0	
			F	-	-	-	-	-	-	100.0	
		1B	M	-	-	85.8#	88.8#	113.3#	-	100.0	
			F	-	-	98.5	102.2	95.5#	-	100.0	
		2	M	-	92.1#	96.1	103.2	109.3#	-	100.0	
			F	-	-	99.0	101.8	95.8#	-	100.0	
		3	M	-	92.0#	93.3	104.2	111.1	-	100.0	
			F	-	81.6	98.8	109.1	100.1	-	100.0	
		4	M	-	78.4#	112.6	108.6	-	-	100.0	
			F	-	78.3	101.1	108.7	104.2	-	100.0	
		5	M	87.8	86.1	98.6	113.1	114.3	-	100.0	
			F	70.2	91.5	111.0	113.4#	-	-	100.0	
	T	M	70.4	85.5	101.6	115.7	119.1	-	100.0		
		F	94.3	90.5	102.5	108.9	106.6	-	100.0		
	FUELS, ORES, INDUSTRIAL CHEMICALS	612	1A	M	77.7	107.3	97.0	96.7	99.0	-	100.0
				F	54.8	94.5	102.1	108.0	107.7	-	100.0
			1B	M	82.8	81.1	98.1	112.8	120.1	-	100.0
				F	62.3	95.9	102.6	111.0	110.0#	-	100.0
			2	M	-	82.7	99.9	114.8	123.5	-	100.0
				F	-	-	88.3#	100.6	115.2#	-	100.0
		3	M	-	-	88.2#	100.7	115.1#	-	100.0	
			F	-	-	96.2	104.2	103.3#	-	100.0	
		4	M	-	-	95.4	105.1	103.0#	-	100.0	
			F	-	96.8	100.1	102.5	97.4	-	100.0	
5		M	-	94.5#	100.7	104.6	-	-	100.0		
		F	-	95.6	100.5	102.1	96.5	-	100.0		
T	M	87.5#	93.8	101.5	103.4	107.5	-	100.0			
	F	-	92.1	101.6	109.8	101.7	-	100.0			
613	1A	M	83.9	93.0	101.8	105.2	107.4	-	100.0		
		F	74.4	92.4	101.1	104.1	101.2	-	100.0		
	1B	M	85.5	98.0	109.7	110.9	-	-	100.0		
		F	79.9	93.4	103.2	106.0	102.9	-	100.0		
	2	M	84.3	91.4	102.4	104.7	103.3	-	100.0		
		F	94.9	102.6	108.3	104.2	97.2#	-	100.0		
3	M	87.1	94.0	104.4	106.5	104.7	-	100.0			
	F	64.1	86.3	102.7	105.8	105.8	-	100.0			
614	1A	M	76.3	94.9	113.8	125.5	98.5	-	100.0		
		F	67.4	87.2	105.6	109.9	108.1	-	100.0		
	1B	M	-	-	99.7#	94.8#	-	-	100.0#		
		F	-	-	98.8#	95.9#	-	-	100.0		
	2	M	-	-	105.6#	91.1#	-	-	100.0		
		F	-	-	107.1#	88.7#	-	-	100.0		
3	M	-	90.2#	99.2	108.8	98.5	-	100.0			
	F	-	-	92.7#	-	-	-	100.0#			
4	M	-	91.8#	98.4	109.1	100.3	-	100.0			
	F	-	93.9	102.4	103.5	93.9#	-	100.0			
5	M	-	89.0	105.6	117.2	-	-	100.0			
	F	-	92.2	103.2	106.2	96.0#	-	100.0			
T	M	95.9	90.5	103.2	105.3	105.1	-	100.0			
	F	85.9	99.7	106.9	99.0	-	-	100.0			
MACHINERY, EQUIPMENTS, VEHICLES	614	1A	M	81.7	92.3	104.8	106.5	108.2	-	100.0	
			F	88.5	95.5	103.1	100.5	98.4	-	100.0	
	1B	M	97.5	102.3	102.8	94.5#	-	-	100.0		
		F	88.0	96.0	104.1	102.2	100.1	-	100.0		
	2	M	74.2	86.8	105.6	103.1	102.5	-	100.0		
		F	80.6	95.8	112.3	130.4#	107.5#	-	100.0		
3	M	72.2	87.8	107.4	106.9	105.2	-	100.0			
	F	-	-	103.0	101.0	85.6#	-	100.0			
4	M	-	-	103.6	100.1	86.1#	-	100.0			
	F	-	-	105.5	92.8	96.4#	-	100.0			
5	M	-	-	106.2	91.6	97.0#	-	100.0#			
	F	-	96.3	100.2	101.2	98.5	-	100.0			
T	M	-	101.7	95.2	109.1	-	-	100.0			
	F	-	96.5	99.9	102.1	100.3	-	100.0			
6	M	-	94.5	100.7	106.4	109.0	-	100.0			
	F	-	95.0	101.6	108.9	-	-	100.0			
7	M	-	94.6	101.1	106.8	104.8	-	100.0			
	F	78.2	91.5	106.9	108.6	97.5	-	100.0			
8	M	90.0	98.2	106.1	108.0	110.5#	-	100.0			
	F	81.7	93.0	108.2	111.0	102.0	-	100.0			
9	M	76.9	98.3	110.6	105.9	101.3	-	100.0			
	F	94.2	103.6	109.8	103.3#	-	-	100.0			
10	M	82.4	99.6	113.5	109.5	106.9	-	100.0			
	F	57.1	83.1	110.0	114.9	102.3	-	100.0			
11	M	77.5	95.6	116.5	123.2	114.0#	-	100.0			
	F	63.0	85.1	113.4	119.5	107.8	-	100.0			

TAB.D8

INDEX OF MEAN GROSS  
MONTHLY PAY (CORRECTED)  
OF FULL-TIME FEMALE EMPLOYEES  
ACCORDING TO ACTIVITY,  
QUALIFICATION AND AGE  
(PAY OF FULL-TIME MALE EES.=100)

INDICE DE LA REMUNERATION  
MENSUELLE BRUTE CORRIGEE  
MOYENNE DES SALAIRES FEMININS  
A TEMPS PLEIN SELON L'ACTIVITE,  
LA QUALIFICATION ET L'AGE  
(REM. DES SAL. MASC. A TEMPS PLEIN = 100)

AGE (ANNEES REVOLUES)						TOG. EMS.	SEX E	O U A L I F I C A T I O N	NACE	ACTIVITE	
< 21	21 29	30 44	45 54	>= 55	(°)						
-	-	100.0#	100.0#	100.0#	-	100.0	M	1A	611	MAT. PREM. AGR., ANIMAUX TEXTILES	
-	-	-	-	-	-	-	F	1B	-		
-	-	100.0	100.0	100.0#	-	100.0	M	2	-		
-	100.0#	100.0	100.0	100.0#	-	100.0 101.1#	F	3	-		
-	100.0	100.0	100.0	100.0	-	100.0	M	4	-		
-	75.5#	89.5	78.2	-	-	78.6	F	5	-		
131.2	100.0	100.0	100.0	100.0	-	100.0	M	T	-		
-	88.7	93.8	83.5#	-	-	83.4	F	1A	612		COMBUSTIBLES, MINERAIS, PR. CHIMIQUES
100.0	100.0	100.0	100.0	100.0	-	100.0	M	1B	-		
107.6	95.2	76.0	71.3	74.6	-	80.3	F	2	-		
100.0	100.0	100.0	100.0	100.0	-	100.0	M	3	-		
111.8	87.5	77.4	72.9	67.8#	-	74.1	F	4	-		
-	-	100.0#	100.0	100.0#	-	100.0	M	5	-		
-	-	-	-	-	-	-	F	T	-		
-	-	100.0	100.0	100.0#	-	100.0	M	1A	613		
-	-	-	110.7#	-	-	103.3#	F	1B	-		
-	100.0	100.0	100.0	100.0	-	100.0	M	2	-		
-	87.5#	90.1	91.4	-	-	89.6	F	3	-		
100.0#	100.0	100.0	100.0	100.0	-	100.0	M	4	-		
-	91.9	93.7	99.4	88.5	-	93.6	F	5	-		
100.0	100.0	100.0	100.0	100.0	-	100.0	M	T	-		
106.6	98.5	100.7	98.9	-	-	92.8	F	1A	614	MACHINES, VEHICULES	
100.0	100.0	100.0	100.0	100.0	-	100.0	M	1B	-		
101.1	100.9	95.0	89.4	84.6#	-	89.8	F	2	-		
100.0	100.0	100.0	100.0	100.0	-	100.0	M	3	-		
102.0	94.3	95.0	101.7	79.8	-	85.7	F	4	-		
-	-	100.0#	100.0#	-	-	100.0#	M	5	-		
-	-	-	-	-	-	-	F	T	-		
-	-	100.0#	100.0#	-	-	100.0	M	1A	614		MACHINES, VEHICULES
-	-	-	-	-	-	-	F	1B	-		
-	100.0#	100.0	100.0	100.0	-	100.0	M	2	-		
-	-	75.7#	-	-	-	81.0#	F	3	-		
-	100.0	100.0	100.0	100.0#	-	100.0	M	4	-		
-	85.1	92.7	101.8	-	-	89.9	F	5	-		
100.0	100.0	100.0	100.0	100.0	-	100.0	M	T	-		
79.8	98.1	92.3	83.8	-	-	89.1	F	1A	614		
100.0	100.0	100.0	100.0	100.0	-	100.0	M	1B	-		
96.7	94.0	87.5	82.5#	-	-	87.8	F	2	-		
100.0	100.0	100.0	100.0	100.0	-	100.0	M	3	-		
93.1	94.6	91.2	108.3#	89.9#	-	85.7	F	4	-		
-	-	100.0	100.0	100.0#	-	100.0	M	5	-		
-	-	-	-	-	-	-	F	T	-		
-	-	100.0	100.0	100.0#	-	100.0	M	1A	614	MACHINES, VEHICULES	
-	-	-	-	-	-	-	F	1B	-		
-	100.0	100.0	100.0	100.0	-	100.0	M	2	-		
-	95.9	86.3	97.9	-	-	90.8	F	3	-		
-	100.0	100.0	100.0	100.0	-	100.0	M	4	-		
-	92.0	91.5	92.7	-	-	90.6	F	5	-		
100.0	100.0	100.0	100.0	100.0	-	100.0	M	T	-		
99.5	92.8	85.9	86.0	97.9#	-	86.5	F	1A	614		MACHINES, VEHICULES
100.0	100.0	100.0	100.0	100.0	-	100.0	M	1B	-		
103.4	88.9	83.7	82.3#	-	-	84.3	F	2	-		
100.0	100.0	100.0	100.0	100.0	-	100.0	M	3	-		
105.3	89.3	82.2	83.2	86.5#	-	77.6	F	4	-		

TAB.D8

INDEX OF MEAN GROSS MONTHLY PAY (CORRECTED) OF FULL-TIME EMPLOYEES ACCORDING TO ACTIVITY, SEX, QUALIFICATION AND AGE

INDICE DE LA REMUNERATION MENSUELLE BRUTE CORRIGEE MOYENNE DES SALARIES A TEMPS PLEIN SELON L'ACTIVITE, LE SEXE, LA QUALIFICATION ET L'AGE

(PAY OF ALL FULL-TIME EES. = 100)

(REM. DE L'ENS. DES SAL. A TEMPS PLEIN = 100)

ACTIVITY	NACE	Q U A L I F I C A T I O N	S E X	AGE (COMPLETED YEARS)					100. ENS.				
				<	21	30	45	>=		(*)			
				21	29	44	54	55					
FURNITURE, HSEHD. GOODS, HARDWARE	615	1A	M	-	-	99.0	96.8#	-	-	100.0			
			F	-	-	-	-	-	-	-	100.0		
		1B	M	-	-	99.9	96.0#	-	-	-	100.0		
			F	-	-	104.0	97.4	-	-	-	100.0		
		2	M	-	-	103.9	98.6	-	-	-	100.0		
			F	-	83.1#	103.7	104.2	97.8	-	-	100.0		
		3	M	-	-	101.8#	-	-	-	-	100.0		
			F	-	84.0	103.7	103.9	98.7	-	-	100.0		
		4	M	-	-	101.1	103.1	101.8	-	-	100.0		
			F	-	91.6	105.8	110.0	-	-	-	100.0		
		5	M	-	-	102.5	105.2	105.3	-	-	100.0		
			F	80.2	94.9	103.6	105.8	100.4	-	-	100.0		
		T	M	88.7	97.3	109.1	114.3	-	-	-	100.0		
			F	81.9	94.6	106.2	109.4	105.1	-	-	100.0		
		TEXTILES, CLOTHING, FOOTWR., LEATHERWARE	616	1A	M	-	-	104.9	104.6	-	-	100.0	
					F	-	100.4	99.2	107.7	-	-	100.0	
				1B	M	-	-	105.4	107.3	99.3	-	-	100.0
					F	-	89.1	106.7	105.8	102.5	-	-	100.0
				2	M	-	-	110.0	123.6	135.1#	-	-	100.0
					F	-	85.2	96.6	110.0	123.6	135.1#	-	100.0
3	M			-	-	109.2	111.0	108.4	-	-	100.0		
	F			-	73.0	89.6	97.2#	112.4	-	-	100.0		
4	M			-	-	97.2#	112.4	-	-	-	100.0		
	F			-	-	103.9	106.2#	-	-	-	100.0		
5	M			-	-	104.0	106.4	-	-	-	100.0		
	F			-	96.6	98.7	105.1	100.3	-	-	100.0		
T	M			-	-	101.0	99.5	-	-	-	100.0		
	F			-	96.9#	101.0	99.5	-	-	-	100.0		
FOOD, DRINK, TOBACCO	617			1A	M	-	-	103.5	103.5	-	-	100.0	
					F	-	89.9	102.3	102.7	108.8	-	-	100.0
				1B	M	-	-	103.0	111.4	-	-	-	100.0
					F	-	87.8	102.5	105.6	111.8	-	-	100.0
				2	M	-	-	102.6	108.8	107.0	-	-	100.0
					F	-	96.6	101.0	99.5	-	-	-	100.0
		3	M	-	-	104.1	110.9	109.7	-	-	100.0		
			F	-	92.6	99.8	103.5	104.4	-	-	100.0		
		4	M	-	-	107.9	113.6	102.3	-	-	100.0		
			F	-	89.9	102.3	102.7	108.8	-	-	100.0		
		5	M	-	-	106.0	112.9	105.7	-	-	100.0		
			F	86.5	88.5	102.5	105.6	111.8	-	-	100.0		
		T	M	91.0	93.7	102.6	108.8	107.0	-	-	100.0		
			F	87.8	98.6	103.7	111.6	105.4	-	-	100.0		
		TOBACCO PRODUCTS	617.6	1A	M	-	-	109.4	109.4	-	-	100.0	
					F	-	84.8	107.9	113.6	102.3	-	-	100.0
				1B	M	-	-	108.6	114.7	105.1	-	-	100.0
					F	-	69.8	106.6	115.8	107.2	-	-	100.0
				2	M	-	-	109.4	118.9	123.4	-	-	100.0
					F	-	84.9	109.4	118.9	123.4	-	-	100.0
3	M			-	-	109.6	119.3	114.7	-	-	100.0		
	F			-	76.2	88.5	109.6	119.3	114.7	-	100.0		
4	M			-	-	95.7#	108.0#	97.6#	-	-	100.0		
	F			-	-	93.6#	111.0#	95.5#	-	-	100.0		
5	M			-	-	100.2	100.4	-	-	-	100.0		
	F			-	-	101.0	100.9	89.4#	-	-	100.0		
T	M			-	-	98.2	101.1	111.8	-	-	100.0		
	F			-	90.4	98.2	101.1	111.8	-	-	100.0		
TOBACCO PRODUCTS	617.6			1A	M	-	-	102.1	101.7	-	-	100.0	
					F	-	89.5	97.6	102.0	113.8	-	-	100.0
				1B	M	-	-	102.1	101.7	95.8	-	-	100.0
					F	-	89.5	97.6	102.0	113.8	-	-	100.0
				2	M	-	-	104.3	107.2	-	-	-	100.0
					F	65.5#	61.2#	104.3	107.2	-	-	-	100.0
		3	M	-	-	102.8	102.6	94.9	-	-	100.0		
			F	-	94.4	102.1	101.7	95.8	-	-	100.0		
		4	M	-	-	101.6	101.7	102.9	-	-	100.0		
			F	89.9	96.4	101.6	101.7	102.9	-	-	100.0		
		5	M	-	-	104.3	109.5	101.3	-	-	100.0		
			F	92.0	98.1	104.3	109.5	101.3	-	-	100.0		
		T	M	-	-	103.9	104.9	105.9	-	-	100.0		
			F	86.1	95.0	103.9	104.9	105.9	-	-	100.0		
		TOBACCO PRODUCTS	617.6	1A	M	-	-	102.6	104.5	-	-	100.0	
					F	-	83.9	97.3	106.5	102.8	-	-	100.0
				1B	M	-	-	102.6	104.5	95.5	-	-	100.0
					F	-	93.9	97.4	104.5	95.5	-	-	100.0
				2	M	-	-	102.2	105.3	103.0	-	-	100.0
					F	-	87.0	97.3	102.2	103.0	-	-	100.0
3	M			-	-	102.9	106.8	107.8	-	-	100.0		
	F			-	74.5	91.2	102.9	106.8	107.8	-	100.0		
4	M			-	-	102.7	106.0	99.1	-	-	100.0		
	F			-	89.1	98.1	102.7	106.0	99.1	-	100.0		
5	M			-	-	104.8	107.3	110.0	-	-	100.0		
	F			-	77.7	92.0	104.8	107.3	110.0	-	100.0		

TAB.D8

INDEX OF MEAN GROSS  
MONTHLY PAY (CORRECTED)  
OF FULL-TIME FEMALE EMPLOYEES  
ACCORDING TO ACTIVITY,  
QUALIFICATION AND AGE  
(PAY OF FULL-TIME MALE EES.=100)

INDICE DE LA REMUNERATION  
MENSUELLE BRUTE CORRIGEE  
MOYENNE DES SALAIRES FEMININS  
A TEMPS PLEIN SELON L'ACTIVITE,  
LA QUALIFICATION ET L'AGE  
(REM. DES SAL. MASC. A TEMPS PLEIN = 100)

AGE (ANNEES REVOLUES)							SEXE	QUALIFICATION	NACE	ACTIVITE
< 21	21-29	30-44	45-54	>= 55	(*)	TOT. ENS.				
-	-	100.0	100.0#	-	-	100.0	M	1A	615	MEUBLES, ART. MENAGERS QUINCAILLERIE
-	-	100.0	100.0	-	-	100.0	F	1B		
-	100.0#	100.0	100.0	100.0	-	100.0	M	2		
-	80.0	89.6#	90.1	100.0	-	84.5	F	3		
100.0	100.0	100.0	100.0	100.0	-	100.0	M	4		
97.1	90.0	82.4	94.9	-	-	87.8	F	4		
100.0	100.0	100.0	100.0	100.0	-	100.0	M	5		
102.0	95.0	83.6	91.1	-	-	88.4	F	5		
100.0	100.0	100.0	100.0	100.0	-	100.0	M	T		
101.1	88.4	84.1	95.2	107.6#	-	81.6	F	T		
-	-	100.0#	100.0	-	-	100.0	M	1A	616	TEXTILE, HABILLEMENT, CHAUSSURES
-	-	100.0	100.0#	-	-	100.0	F	1B		
-	100.0	100.0	100.0	100.0	-	100.0	M	2		
-	83.5#	85.1	78.8	-	-	83.2	F	2		
-	100.0	100.0	100.0	100.0	-	100.0	M	3		
-	88.3	91.0	98.0	-	-	90.3	F	3		
100.0	100.0	100.0	100.0	100.0	-	100.0	M	4		
96.8	96.9	93.1	94.5	90.7	-	92.1	F	4		
100.0	100.0	100.0	100.0	100.0	-	100.0	M	5		
101.9	101.8	91.6	92.6	96.3	-	93.2	F	5		
100.0	100.0	100.0	100.0	100.0	-	100.0	M	T		
102.2	95.1	86.2	86.3	96.7	-	84.0	F	T		
-	-	100.0#	100.0#	100.0#	-	100.0	M	1A	617	PRODUITS ALIM., BOISSONS, TABAC
-	-	100.0	100.0	-	-	100.0	F	1B		
-	100.0	100.0	100.0	100.0	-	100.0	M	2		
-	94.2	107.4	-	-	-	98.7	F	2		
75.5#	100.0	100.0	100.0	100.0	-	100.0	M	3		
-	89.5	90.5	93.4	-	-	88.6	F	3		
100.0	100.0	100.0	100.0	100.0	-	100.0	M	4		
88.2	87.7	88.5	92.9	84.9	-	86.3	F	4		
100.0	100.0	100.0	100.0	100.0	-	100.0	M	5		
97.0	86.9	88.1	85.1	80.6	-	86.7	F	5		
100.0	100.0	100.0	100.0	100.0	-	100.0	M	T		
95.8	86.3	80.8	79.5	73.7	-	80.1	F	T		
-	-	-	-	-	-	-	M	1A	617.6	PRODUITS DU TABAC
-	-	-	-	-	-	-	F	1B		
-	-	-	-	-	-	-	M	2		
-	-	-	-	-	-	-	F	2		
-	-	-	-	-	-	-	M	3		
-	-	-	-	-	-	-	F	3		
-	-	-	-	-	-	-	M	4		
-	-	-	-	-	-	-	F	4		
-	-	-	-	-	-	-	M	5		
-	-	-	-	-	-	-	F	5		

TAB.D8

INDEX OF MEAN GROSS MONTHLY PAY (CORRECTED) OF FULL-TIME EMPLOYEES ACCORDING TO ACTIVITY, SEX, QUALIFICATION AND AGE

(PAY OF ALL FULL-TIME EES.=100)

INDICE DE LA REMUNERATION MENSUELLE BRUTE CORRIGEE MOYENNE DES SALAIRES A TEMPS PLEIN SELON L ACTIVITE, LE SEXE, LA QUALIFICATION ET L AGE

(REM. DE L ENS. DES SAL. A TEMPS PLEIN = 100)

ACTIVITY	NACE	Q U A L I F I C A T I O N	S E X	AGE (COMPLETED YEARS)					T O T. E N S.			
				<	21	30	45	>=		(*)		
				21	29	44	54	55				
PHARMACEUTICAL, MEDICAL GDS., CLEANING MAT.	618	1A	M	-	-	92.6#	105.4#	-	-	100.0		
			F	-	-	95.5#	100.7#	-	-	100.0		
		1B	M	-	-	102.5#	94.0#	-	-	100.0		
			F	-	-	-	-	-	-	100.0#		
		2	M	-	90.2	104.2	102.9	-	-	100.0		
			F	-	-	103.3	-	-	-	100.0		
		3	M	-	92.9	104.2	99.9	-	-	100.0		
			F	-	95.0	101.0	100.7	107.5#	-	100.0		
		4	M	78.2	88.3	103.7	107.7	-	-	100.0		
			F	90.7	81.3	102.4	102.3	109.5#	-	100.0		
		5	M	84.3	95.2	100.7	109.0	104.3	-	100.0		
			F	87.6	86.2	106.6	108.1	-	-	100.0		
		T	M	93.3	98.7	103.8	111.8	111.6	-	100.0		
			F	90.0	100.9	106.8	105.3	104.0	-	100.0		
		PHARMACEUTICALS	618.1	1A	M	69.6	88.4	111.5	112.8	117.0	-	100.0
					F	85.9	96.0	112.4	122.1	136.0#	-	100.0
				1B	M	76.0	90.4	113.7	118.3	125.8	-	100.0
					F	-	-	-	-	-	-	100.0#
				2	M	-	-	-	-	-	-	100.0#
					F	-	-	-	-	-	-	100.0
3	M			-	-	110.9	-	-	-	100.0		
	F			-	-	-	-	-	-	100.0		
4	M			-	92.9#	110.4#	88.1#	-	-	100.0		
	F			-	-	102.5	99.5#	-	-	100.0		
5	M			76.9	88.1#	104.0	104.7	-	-	100.0		
	F			93.7	92.7	104.0	100.7	-	-	100.0		
T	M			84.6	92.8	106.9	107.2	113.9	-	100.0		
	F			88.7	99.4	103.1	116.3	111.7	-	100.0		
OTHER WHOLESALE DISTRIBUTION	619			1A	M	88.7	99.4	107.5	104.8	103.1	-	100.0
					F	93.3	99.9	106.4	117.4	-	-	100.0
				1B	M	90.4	99.3	107.8	108.7	105.4	-	100.0
					F	74.0	88.9	111.4	113.2	121.6#	-	100.0
				2	M	88.3	95.3	112.4	117.8	-	-	100.0
					F	79.2	90.4	113.1	116.9	130.1#	-	100.0
		3	M	-	-	97.8	96.7	114.9#	-	100.0		
			F	-	-	-	-	-	-	100.0		
		4	M	-	-	100.8	97.8	107.6	-	100.0		
			F	-	-	-	-	-	-	100.0		
		5	M	-	-	101.3	87.3	106.5	-	100.0		
			F	-	93.5	101.7	102.0	92.9#	-	100.0		
		T	M	-	88.9	102.0	101.1#	-	-	100.0		
			F	-	93.0	101.7	101.9	95.1#	-	100.0		
		PAPER, BOOKS, STATIONERY, NEWSPAPERS	619.1/2	1A	M	-	-	-	-	-	-	100.0
					F	-	-	-	-	-	-	100.0
				1B	M	-	-	-	-	-	-	100.0
					F	-	-	-	-	-	-	100.0
				2	M	-	-	-	-	-	-	100.0
					F	-	-	-	-	-	-	100.0
3	M			-	-	-	-	-	-	100.0#		
	F			-	-	-	-	-	-	100.0		
4	M			-	-	-	-	-	-	100.0		
	F			-	96.3	105.1#	-	-	-	100.0#		
5	M			-	95.0	107.5	102.5#	-	-	100.0		
	F			-	94.4#	96.4	107.3	-	-	100.0		
T	M			95.3	-	101.2	-	-	-	100.0		
	F			88.2	91.2	97.8	112.8	98.4	-	100.0		
T	M			93.3	101.3#	98.7#	103.2	-	-	100.0		
	F			84.7	86.3#	97.9	111.6	106.6	-	100.0		

TAB.D8

INDEX OF MEAN GROSS MONTHLY PAY (CORRECTED) OF FULL-TIME FEMALE EMPLOYEES ACCORDING TO ACTIVITY, QUALIFICATION AND AGE (PAY OF FULL-TIME MALE EES.=100)

INDICE DE LA REMUNERATION MENSUELLE BRUTE CORRIGEE MOYENNE DES SALAIRES FEMININS A TEMPS PLEIN SELON L ACTIVITE, LA QUALIFICATION ET L AGE (REM. DES SAL. MASC. A TEMPS PLEIN = 100)

AGE (ANNEES REVOLUES)						TOG. EMS.	SEX E	QUALIFICATION	NACE	ACTIVITE	
< 21	21-29	30-44	45-54	>= 55	(*)						
-	-	100.0#	100.0#	-	-	100.0	M	1A	618	PR. PHARM., MEDICAUX, D'ENTRETIEN	
-	-	100.0#	100.0#	-	-	100.0	F	1B			
-	100.0	100.0	100.0	-	-	100.0	M	2			
-	100.0	100.0	100.0	100.0#	-	100.0	F	3			
100.0	100.0	100.0	100.0	100.0	-	100.0	M	4			
101.0	88.1	92.2	86.3	-	-	87.1	F	5			
100.0	100.0	100.0	100.0	100.0	-	100.0	M	T			
100.0	96.0	92.7	103.8	-	-	94.0	F	1A	618.1		PRODUITS PHARM.
100.0	100.0	100.0	100.0	100.0	-	100.0	M	1B			
100.0	100.0	100.0	100.0	100.0	-	100.0	M	2			
100.0	100.0#	100.0	100.0#	-	-	100.0	M	3			
103.0	87.2	90.7	79.6	100.0	-	84.6	F	4			
100.0	100.0	100.0	100.0	100.0	-	100.0	M	5			
99.3	95.0	93.5	105.8	-	-	94.4	F	T			
100.0	100.0	100.0	100.0	100.0#	-	100.0	M	1A	619	AUTRES COMMERCE DE GROS	
101.2	88.8	85.5	88.1	-	-	84.7	F	1B			
-	-	100.0	100.0	100.0	-	100.0	M	2			
-	100.0	100.0	100.0	100.0#	-	100.0	M	3			
-	88.0	92.8	91.8#	-	-	92.6	F	4			
-	100.0	100.0	100.0	100.0	-	100.0	M	5			
100.0	87.3	87.7	89.3	100.0	-	87.4	F	T			
100.0	100.0	100.0	100.0	100.0	-	100.0	M	1A	619.1/2		PAPIER, LIVRES, JOURNEAUX
93.3	86.8	84.2	95.0	94.5#	-	84.9	F	1B			
100.0	100.0	100.0	100.0	100.0	-	100.0	M	2			
100.0	100.0	100.0	100.0	100.0	-	100.0	M	3			
100.0	100.0	100.0	100.0	100.0	-	100.0	M	4			
94.8	86.0	82.4	89.3	-	-	84.3	F	5			
100.0	100.0	100.0	100.0	100.0	-	100.0	M	T			
97.2	82.1	71.4	83.6	92.5#	-	73.8	F	1A			
-	-	-	-	-	-	-	M	1B			
-	-	-	-	-	-	-	M	2			
-	-	-	-	-	-	100.0#	M	3			
-	97.8	87.1#	-	-	-	100.0#	M	4			
-	100.0#	100.0	100.0	-	-	100.0	M	5			
96.2	-	90.2	-	-	-	85.8	F	T			
103.6	100.0#	100.0#	100.0	100.0	-	100.0	M				
	79.5	84.0	98.8#	-	-	84.0	F				

TAB.D8

INDEX OF MEAN GROSS MONTHLY PAY (CORRECTED) OF FULL-TIME EMPLOYEES ACCORDING TO ACTIVITY, SEX, QUALIFICATION AND AGE (PAY OF ALL FULL-TIME EES. = 100)

INDICE DE LA REMUNERATION MENSUELLE BRUTE CORRIGEE MOYENNE DES SALARIES A TEMPS PLEIN SELON L ACTIVITE, LE SEXE, LA QUALIFICATION ET L AGE (REM. DE L EMS. DES SAL. A TEMPS PLEIN = 100)

ACTIVITY	NACE	QUALIFICATION	SEX	AGE (COMPLETED YEARS)								
				< 21	21-29	30-44	45-54	>= 55	(*)	TOT. EMS.		
WHOLESALE TRADE	61	1A	M	-	-	94.9	99.1	112.0	-	100.0		
			F	-	-	97.8#	97.8#	-	100.0#			
		1B	M	-	-	95.3	98.7	112.6	-	100.0		
			F	-	-	102.9	98.5	93.1	-	100.0		
		2	M	-	-	106.5	95.7#	-	-	100.0		
			F	-	-	103.1	98.1	93.1	-	100.0		
		3	M	-	92.7	100.2	103.2	99.6	-	100.0		
			F	-	94.3	94.5	109.0	117.1#	-	100.0		
		4	M	-	92.6	99.7	103.8	101.5	-	100.0		
			F	65.6#	93.6	101.0	104.8	102.3	-	100.0		
		5	M	71.6	91.8	103.4	109.7	99.3	-	100.0		
			F	65.8	92.4	101.7	105.9	103.3	-	100.0		
		T	M	79.9	92.7	102.3	107.2	103.8	-	100.0		
			F	89.1	98.1	106.1	109.4	107.3	-	100.0		
		1A	M	81.6	93.3	104.7	110.1	107.9	-	100.0		
			F	81.7	95.0	103.3	106.8	103.3	-	100.0		
		1B	M	95.9	101.3	101.2	103.1	98.7	-	100.0		
			F	86.3	96.4	104.1	107.8	105.9	-	100.0		
		2	M	64.5	86.2	105.2	109.7	108.1	-	100.0		
			F	83.3	96.9	108.7	114.5	108.2	-	100.0		
		3	M	69.8	87.7	107.9	113.3	113.0	-	100.0		
			F	-	-	87.4#	103.0#	-	-	100.0		
		FOOD, DRINK, TOBACCO	641/642	1A	M	-	-	91.8#	102.4#	-	-	100.0
					F	-	-	111.4	92.5	-	100.0	
1B	M			-	-	107.0	94.2	-	-	100.0		
	F			-	-	101.2	97.7	98.8	-	100.0		
2	M			-	99.9	86.6#	-	-	-	100.0		
	F			-	99.7	100.6	98.8	100.6	-	100.0		
3	M			-	98.7	106.1	102.1	81.2	-	100.0		
	F			81.5	90.7	105.4	136.5	-	-	100.0		
4	M			64.5#	84.1	107.1	107.3	84.8	-	100.0		
	F			85.0	96.8	101.9	104.2	99.5	-	100.0		
5	M			90.9	100.3	105.0	102.5	101.2	-	100.0		
	F			85.3	96.7	104.7	106.5	103.6	-	100.0		
T	M			87.8	94.8	105.5	106.4	105.7	-	100.0		
	F			93.3	98.6	106.8	105.3	115.8#	-	100.0		
1A	M			89.5	96.1	106.5	106.7	108.8	-	100.0		
	F			73.2	92.4	105.6	109.3	89.3	-	100.0		
1B	M			88.2	100.9	106.3	105.2	105.4	-	100.0		
	F			78.1	94.1	108.0	111.3	104.3	-	100.0		
DISPENSING CHEMISTS	643			1A	M	-	-	97.3#	-	-	-	100.0
					F	-	-	101.1#	-	-	-	100.0
				1B	M	-	-	98.3	102.1	-	-	100.0
					F	-	-	101.8	97.5	-	-	100.0
				2	M	-	-	99.7	100.4	99.0	-	100.0
					F	-	94.9	99.3	109.6	-	-	100.0
		3	M	-	91.0	101.2	103.0	-	-	100.0		
			F	-	92.8	100.7	104.8	109.6	-	100.0		
		4	M	-	-	97.4	125.0	-	-	100.0		
			F	-	95.7	93.6#	151.1#	-	-	100.0		
		5	M	93.6	88.1	98.2	134.5	-	-	100.0		
			F	86.5	98.5	101.5	105.2	-	-	100.0		
		T	M	83.0	91.0	122.9	145.7	-	-	100.0		
			F	-	91.9	113.4	124.6	-	-	100.0		
		1A	M	84.6	112.4	119.0#	116.0#	-	-	100.0		
			F	77.8	102.8	116.0	107.0	-	-	100.0		
		1B	M	73.0	87.6	101.1	114.0	109.2	-	100.0		
			F	63.5	83.8	114.9	150.8	156.4#	-	100.0		
		MEDICAL GOODS, COSMETICS, CLEANING MAT.	644	1A	M	60.5	82.8	108.3	129.0	128.0	-	100.0
					F	-	-	98.4	115.4	-	-	100.0
				1B	M	-	-	98.4	115.4	-	-	100.0
					F	-	-	98.5	104.1	-	-	100.0
				2	M	-	-	98.2	101.9	-	-	100.0
					F	-	102.4	99.4	101.3	-	-	100.0
3	M			-	102.3	100.0	98.9	-	-	100.0		
	F			-	89.9	107.3	97.8	-	-	100.0		
4	M			-	93.8	101.6	110.4	-	-	100.0		
	F			-	91.5	105.9	101.5	111.0	-	100.0		
5	M			85.6	94.6	103.2	103.6	101.4	-	100.0		
	F			95.1	98.5	103.7	104.5	-	-	100.0		
T	M			89.7	95.1	105.1	107.2	108.9	-	100.0		
	F			74.4	84.6	110.8	108.0	114.2	-	100.0		
1A	M			95.3	101.5	102.8	119.5	-	-	100.0		
	F			82.5	96.5	110.1	114.4	119.8	-	100.0		
1B	M			54.7	84.3	113.2	107.3	94.8	-	100.0		
	F			79.2	95.7	108.9	123.0	132.5	-	100.0		
T	M			64.3	86.2	115.4	115.4	107.0	-	100.0		
	F			-	-	-	-	-	-	100.0		



TAB.D8

INDEX OF MEAN GROSS  
MONTHLY PAY (CORRECTED)  
OF FULL-TIME FEMALE EMPLOYEES  
ACCORDING TO ACTIVITY,  
QUALIFICATION AND AGE  
(PAY OF FULL-TIME MALE EES.=100)

INDICE DE LA REMUNERATION  
MENSUELLE BRUTE CORRIGEE  
MOYENNE DES SALAIRES FEMININS  
A TEMPS PLEIN SELON L ACTIVITE,  
LA QUALIFICATION ET L AGE  
(REM. DES SAL. MASC. A TEMPS PLEIN = 100)

AGE (ANNEES REVOLUES)						TOG. EMS.	SEXE	QUALIFICATION	NACE	ACTIVITE
< 21	21 29	30 44	45 54	>= 55	(°)					
-	-	100.0	100.0	100.0	-	100.0	M	1A	61	COMMERCE DE GROS
-	-	-	86.6#	-	-	87.7#	F			
-	-	100.0	100.0	100.0	-	100.0	M	1B		
-	-	94.9	89.0#	-	-	91.6	F			
-	100.0	100.0	100.0	100.0	-	100.0	M	2		
-	92.0	85.3	95.6	106.4#	-	90.5	F			
100.0#	100.0	100.0	100.0	100.0	-	100.0	M	3		
96.7	86.8	90.8	92.8	86.0	-	88.6	F			
100.0	100.0	100.0	100.0	100.0	-	100.0	M	4		
96.8	91.8	90.0	88.5	89.7	-	86.8	F			
100.0	100.0	100.0	100.0	100.0	-	100.0	M	5		
101.3	92.1	84.6	83.4	83.4	-	86.3	F			
100.0	100.0	100.0	100.0	100.0	-	100.0	M	T		
102.1	88.8	81.6	82.5	79.1	-	79.0	F			
-	-	100.0#	100.0#	.	-	100.0	M	1A	641/642	PR. ALIMENTAIRES, BOISSONS, TABAC
-	-	.	.	.	-	.	F			
-	-	100.0	100.0	.	-	100.0	M	1B		
-	-	.	.	.	-	56.8#	F			
-	100.0	100.0	100.0	100.0	-	100.0	M	2		
-	.	66.5#	.	.	-	77.7	F			
108.4	100.0	100.0	100.0	100.0	-	100.0	M	3		
.	72.0	78.0	104.9	.	-	78.4	F			
100.0	100.0	100.0	100.0	100.0	-	100.0	M	4		
93.7	90.7	90.2	86.1	89.1	-	87.5	F			
100.0	100.0	100.0	100.0	100.0	-	100.0	M	5		
98.8	96.6	94.1	92.0	101.8#	-	82.9	F			
100.0	100.0	100.0	100.0	100.0	-	100.0	M	T		
100.6	91.2	84.0	80.4	88.6	-	83.5	F			
-	-	100.0#	.	.	-	100.0	M	1A	643	PHARMACIES
-	-	.	.	.	-	.	F			
-	-	100.0	100.0	.	-	100.0	M	1B		
-	-	104.4	96.2	.	-	100.8	F			
-	100.0	100.0	100.0	.	-	100.0	M	2		
-	88.1	93.7	86.4	.	-	91.9	F			
-	88.7	100.0	100.0	.	-	100.0	M	3		
-	.	81.5#	102.5#	.	-	84.8	F			
100.0	100.0	100.0	100.0	.	-	100.0	M	4		
64.4	64.4	84.3	86.5	.	-	89.7	F			
92.0	100.0	100.0	100.0	.	-	100.0	M	5		
.	99.6	90.2#	98.7#	.	-	83.4	F			
100.0	100.0	100.0	100.0	100.0	-	100.0	M	T		
69.2	76.1	90.4	105.2	113.8#	-	79.5	F			
-	-	100.0	100.0	.	-	100.0	M	1A	644	ART. MEDICAUX, PRODUITS D'ENTRETIEN
-	-	.	.	.	-	.	F			
-	-	100.0	100.0	.	-	100.0	M	1B		
-	-	.	.	.	-	80.9	F			
-	100.0	100.0	100.0	.	-	100.0	M	2		
-	.	87.0	.	.	-	86.2	F			
-	100.0	100.0	100.0	.	-	100.0	M	3		
-	90.1	81.7	87.4	.	-	86.3	F			
100.0	100.0	100.0	100.0	100.0	-	100.0	M	4		
96.1	90.0	86.8	87.1	.	-	86.4	F			
100.0	100.0	100.0	100.0	100.0	-	100.0	M	5		
105.6	88.5	76.5	91.2	.	-	82.5	F			
100.0	100.0	100.0	100.0	100.0	-	100.0	M	T		
106.6	83.6	70.9	84.4	103.0	-	73.7	F			

TAB.D8

INDEX OF MEAN GROSS MONTHLY PAY (CORRECTED) OF FULL-TIME EMPLOYEES ACCORDING TO ACTIVITY, SEX, QUALIFICATION AND AGE

INDICE DE LA REMUNERATION MENSUELLE BRUTE CORRIGEE MOYENNE DES SALARIES A TEMPS PLEIN SELON L ACTIVITE, LE SEXE, LA QUALIFICATION ET L AGE

(PAY OF ALL FULL-TIME EES. = 100)

(REM. DE L ENS. DES SAL. A TEMPS PLEIN = 100)

ACTIVITY	NACE	QUALIFICATION	SEX	AGE (COMPLETED YEARS)					TOG. ENS.					
				< 21	21 - 29	30 - 44	45 - 54	>= 55		(°)				
CLOTHING	645	1A	M	-	-	106.7#	93.4#	-	-	100.0#				
			F	-	-	112.2#	89.0#	-	-	100.0#				
			1B	M	-	-	95.3	99.5#	108.2#	-	100.0			
				F	-	-	-	-	-	-	100.0#			
			2	M	-	82.5#	95.8	99.2#	108.3	-	100.0			
				F	-	-	96.0	110.8	118.8	-	100.0			
			3	M	-	85.9#	98.9	103.2#	-	-	100.0			
				F	-	-	96.6	108.1	113.7	-	100.0			
			4	M	-	91.4	102.0	102.5	106.5#	-	100.0			
				F	-	95.9	99.5	112.0	102.7	-	100.0			
			5	M	85.2	92.8	101.7	106.1	105.2	-	100.0			
				F	94.1	91.4	102.2	109.0	107.8	-	100.0			
			T	M	89.9	96.2	103.5	114.2	113.5	-	100.0			
				F	89.9	93.6	104.0	113.9	114.7	-	100.0			
			FOOTWEAR, LEATHER GOODS	646	1A	M	88.5	95.6	102.7	107.3	104.0	-	100.0	
						F	85.7	99.1	102.1	107.2	116.2	-	100.0	
						1B	M	92.1	96.8	102.9	109.2	110.2	-	100.0
							F	72.7	86.3	104.1	111.5	112.6	-	100.0
						2	M	89.0	95.7	105.0	116.0	121.8	-	100.0
							F	81.3	90.1	106.2	117.0	122.5	-	100.0
3	M	-				-	-	-	-	-	100.0#			
	F	-				-	-	-	-	-	100.0			
4	M	-				106.2	95.9	105.0	105.9	-	100.0#			
	F	-				-	106.9#	-	-	-	100.0			
5	M	-				104.5	97.3	102.6	102.5	-	100.0			
	F	-				98.7#	112.7	106.8	-	-	100.0			
T	M	86.8				97.1	100.7	107.4	113.0	-	100.0			
	F	95.1				99.6	100.2	112.4	-	-	100.0			
FURN. FABRICS, HOUSEHOLD TEXTILES	647	1A				M	93.5	98.4	101.4	111.3	116.6	-	100.0	
						F	90.3	99.4	112.1	108.3	-	-	100.0	
						1B	M	97.3	102.3	98.1#	-	-	-	100.0
							F	94.9	101.3	106.7	112.4	-	-	100.0
						2	M	63.7	91.7	109.7	117.2	101.9#	-	100.0
							F	90.9	98.8	104.9	123.3	-	-	100.0
			3	M	79.5	93.3	112.7	126.5	119.2	-	100.0			
				F	-	-	-	-	-	-	100.0			
			4	M	-	-	-	-	-	-	100.0			
				F	-	-	-	-	-	-	100.0			
			5	M	-	-	95.8	-	-	-	100.0			
				F	-	-	-	-	-	-	100.0			
			T	M	86.6	101.7	97.3	105.1	-	-	100.0			
				F	77.0	93.1	106.8	109.5	95.5	-	100.0			
			HOUSEHOLD FITMENTS, APPLIANCES	648/649	1A	M	75.4	93.7	108.7	108.6	-	-	100.0	
						F	-	104.4	-	-	-	-	100.0	
						1B	M	84.8	97.7	108.1	104.0#	-	-	100.0
							F	62.5	83.6	109.2	108.8	97.9	-	100.0
						2	M	85.1	100.5	104.9	109.5	-	-	100.0
							F	72.9	89.4	109.3	110.6	101.9	-	100.0
3	M	-				-	120.8#	-	-	-	100.0#			
	F	-				-	-	-	-	-	100.0			
4	M	-				-	121.1#	-	-	-	100.0#			
	F	-				-	128.7#	92.0#	-	-	100.0			
5	M	-				-	128.1#	91.9#	-	-	100.0			
	F	-				100.0	98.4	109.4	-	-	100.0			
T	M	-				102.1	106.0#	-	-	-	100.0			
	F	-				98.7	108.6	-	-	-	100.0			
3	M	-				86.9	104.1	104.5	101.1#	-	100.0			
	F	-				96.3	104.5	100.6	-	-	100.0			
4	M	-				90.4	104.5	102.6	105.5#	-	100.0			
	F	82.5				91.7	102.4	111.7	112.4	-	100.0			
5	M	95.7				96.3	107.2	114.5	123.4#	-	100.0			
	F	88.4				92.7	104.4	114.2	115.9	-	100.0			
T	M	87.0	95.3	104.8	105.5	107.4	-	100.0						
	F	96.6	98.6	110.2	117.9	-	-	100.0						
T	M	90.9	96.0	106.1	107.5	108.4	-	100.0						
	F	73.0	86.6	105.5	115.0	114.1	-	100.0						
T	M	86.5	95.4	113.4	123.2	125.3	-	100.0						
	F	78.3	88.8	108.0	117.8	117.3	-	100.0						

TAB.D8

INDEX OF MEAN GROSS  
MONTHLY PAY (CORRECTED)  
OF FULL-TIME FEMALE EMPLOYEES  
ACCORDING TO ACTIVITY,  
QUALIFICATION AND AGE  
(PAY OF FULL-TIME MALE EES.=100)

INDICE DE LA REMUNERATION  
MENSUELLE BRUTE CORRIGEE  
MOYENNE DES SALAIRES FEMININS  
A TEMPS PLEIN SELON L'ACTIVITE,  
LA QUALIFICATION ET L'AGE  
(REM. DES SAL. MASC. A TEMPS PLEIN = 100)

AGE (ANNEES REVOLUES)						TOG. ENS.	SEX E	QUALIFICATION	NACE	ACTIVITE	
< 21	21 29	30 44	45 54	>= 55	(*)						
-	-	100.0#	100.0#	.	-	100.0#	M	1A	645	ARTICLES D HABILLEMENT	
-	-	100.0	100.0#	100.0#	-	100.0	F	1B			
-	100.0#	100.0	100.0	100.0	-	100.0	M	2			
.	100.0	100.0	100.0	100.0#	-	100.0	F	3			
100.0	100.0	100.0	100.0	100.0	-	100.0	M	4			
96.7	92.1	88.6	81.7	92.1	-	87.5	F	5			
100.0	100.0	100.0	100.0	100.0	-	100.0	M	T			
100.1	90.7	82.5	85.1	88.5	-	81.8	F	1A	646		CHAUSSURES, MAROQUINERIE
-	-	-	-	-	-	-	M	1B			
-	100.0	100.0	100.0	100.0	-	100.0	M	2			
-	100.0#	100.0	100.0	.	-	100.0	F	3			
100.0	100.0	100.0	100.0	100.0	-	100.0	M	4			
103.0	95.5	92.6	97.4	.	-	93.1	F	5			
100.0	100.0	100.0	100.0	.	-	100.0	M	T			
104.4	99.7	84.7#	.	.	-	96.8	F	1A	647	TISSUS D AMEUBLEMENT	
100.0	100.0	100.0	100.0	100.0#	-	100.0	M	1B			
107.8	81.4	72.3	79.5	.	-	75.6	F	2			
-	-	-	-	-	-	-	M	3			
-	-	100.0	.	.	-	100.0	M	4			
104.1	100.0	100.0	100.0	100.0	-	100.0	F	5			
100.0	100.0	100.0	100.0	.	-	100.0	M	T			
114.3	101.0	80.6	84.5	.	-	84.0	F	1A	648/649		EQUIPEMENT DU FOYER
-	-	100.0#	.	.	-	100.0#	M	1B			
-	100.0	100.0	100.0	.	-	100.0	M	2			
.	100.0	100.0	100.0	100.0#	-	100.0	F	3			
100.0	100.0	100.0	100.0	100.0	-	100.0	M	4			
105.7	95.8	95.4	93.5	100.1#	-	91.2	F	5			
100.0	100.0	100.0	100.0	100.0	-	100.0	M	T			
105.5	98.3	99.9	106.2	.	-	95.0	F	1A			
100.0	100.0	100.0	100.0	100.0	-	100.0	M	1B			
106.9	99.2	96.8	96.5	98.9	-	90.1	F	2			

TAB.D8

INDEX OF MEAN GROSS MONTHLY PAY (CORRECTED) OF FULL-TIME EMPLOYEES ACCORDING TO ACTIVITY, SEX, QUALIFICATION AND AGE

INDICE DE LA REMUNERATION MENSUELLE BRUTE CORRIGEE MOYENNE DES SALARIES A TEMPS PLEIN SELON L ACTIVITE, LE SEXE, LA QUALIFICATION ET L AGE

(PAY OF ALL FULL-TIME EES.=100)

(REM. DE L ENS. DES SAL. A TEMPS PLEIN = 100)

ACTIVITY	NACE	QUALIFICATION	SEX	AGE (COMPLETED YEARS)					106. ENS.			
				< 21	21-29	30-44	45-54	>= 55 (*)				
BOOKS, NEWSPRS., STATIONERY, OFFICE SUPPS.	653	1A	M	-	-	88.6#	99.8	-	-	100.0		
			F	-	-	87.8#	100.7	-	-	100.0		
		1B	M	-	-	112.1	89.2#	-	-	100.0		
			F	-	-	-	-	-	-	-	100.0	
		2	M	-	104.2	111.7	80.3#	-	-	100.0		
			F	-	-	94.1	109.1	-	-	100.0		
		3	M	-	96.4#	95.5	108.5	118.4	-	100.0		
			F	-	95.1	99.9	99.2	113.8	-	100.0		
		4	M	74.5	95.1	103.9	105.4	106.8	-	100.0		
			F	91.8	95.7	107.6	106.0	-	-	100.0		
		5	M	82.5	93.5	107.1	109.3	118.0	-	100.0		
			F	82.6	92.4	107.4	117.2	110.7	-	100.0		
		T	M	96.8	101.4	103.4	98.8#	-	-	100.0		
			F	87.6	95.4	109.1	113.8	116.7	-	100.0		
		OTHER RETAIL DISTRIBUTION	654/655	1A	M	63.0	83.4	106.0	116.6	124.8	-	100.0
					F	82.8	93.8	110.7	118.2	-	-	100.0
				1B	M	70.0	85.6	108.9	120.8	137.3	-	100.0
					F	-	-	104.5#	87.2#	116.6#	-	100.0
				2	M	-	-	101.5#	89.2#	118.1#	-	100.0
					F	-	-	104.2	91.9	-	-	100.0
3	M			-	95.5	103.4	92.8	-	-	100.0		
	F			-	97.8	96.7	103.4	113.4	-	100.0		
4	M			78.4	93.6	101.1	109.1	106.1	-	100.0		
	F			92.5	98.1	102.3	114.8	111.8#	-	100.0		
5	M			84.2	94.1	102.9	112.1	110.0	-	100.0		
	F			78.2	94.1	104.0	109.3	110.0	-	100.0		
T	M			92.1	102.1	106.5	107.8	-	-	100.0		
	F			82.4	95.9	105.7	111.3	113.5	-	100.0		
VARIOUS NON-FOOD PRODUCTS	656			1A	M	63.3	86.2	105.3	110.0	112.5	-	100.0
					F	83.9	95.8	108.9	119.6	131.0#	-	100.0
				1B	M	70.3	87.6	107.8	114.0	118.5	-	100.0
					F	-	-	-	105.8	-	-	100.0
				2	M	-	-	101.2	97.8	-	-	100.0
					F	-	-	-	-	-	-	100.0
		3	M	-	88.4	100.3	104.3	107.6	-	100.0		
			F	-	84.8#	95.6	111.8	-	-	100.0		
		4	M	47.9	91.5	101.6	107.5	-	-	100.0		
			F	50.4#	95.2	100.7	104.8	107.0	-	100.0		
		5	M	75.8	93.7	102.3	105.4	104.6	-	100.0		
			F	89.7	98.0	104.3	110.5	104.6#	-	100.0		
		T	M	85.5	95.4	104.7	112.0	112.4	-	100.0		
			F	87.6	95.1	102.4	105.5	100.2	-	100.0		
		RETAIL TRADE	64/653-656	1A	M	94.4	99.7	104.5	109.8	-	-	100.0
					F	88.6	95.8	105.1	110.8	106.8	-	100.0
				1B	M	65.9	85.0	107.0	105.9	95.4	-	100.0
					F	83.2	95.5	107.9	121.0	117.0#	-	100.0
				2	M	74.8	88.7	110.1	117.5	108.6	-	100.0
					F	-	-	108.8	89.9	127.5	-	100.0
3	M			-	-	118.0#	86.1#	-	-	100.0		
	F			-	-	109.5	89.7	124.8	-	100.0		
4	M			-	-	114.4	87.7	101.3	-	100.0		
	F			-	-	101.1	98.4	-	-	100.0		
5	M			-	94.9	99.9	103.8	98.4	-	100.0		
	F			-	95.6	98.2	107.6	90.8#	-	100.0		
T	M			59.7#	94.6	100.1	103.9	97.3	-	100.0		
	F			62.0	93.8	102.7	103.4	93.7	-	100.0		
4	M			59.6	80.8	105.1	107.1	106.2	-	100.0		
	F			82.0	92.3	103.5	104.6	96.8	-	100.0		
5	M			89.8	92.8	102.9	108.1	104.8	-	100.0		
	F			85.9	98.1	105.5	108.7	106.7	-	100.0		
T	M			85.0	95.0	104.8	110.6	108.6	-	100.0		
	F			85.0	94.4	104.8	107.7	107.1	-	100.0		
T	M	93.9	100.1	106.1	107.6	111.1	-	100.0				
	F	88.7	96.3	106.1	109.8	109.6	-	100.0				
T	M	68.1	86.2	107.3	111.1	105.5	-	100.0				
	F	83.2	96.6	109.7	116.1	115.6	-	100.0				
T	M	75.0	89.9	109.6	115.5	111.5	-	100.0				
	F	-	-	-	-	-	-	100.0				

TAB.D8

INDEX OF MEAN GROSS  
MONTHLY PAY (CORRECTED)  
OF FULL-TIME FEMALE EMPLOYEES  
ACCORDING TO ACTIVITY,  
QUALIFICATION AND AGE

(PAY OF FULL-TIME MALE EES.=100)

INDICE DE LA REMUNERATION  
MENSUELLE BRUTE CORRIGEE  
MOYENNE DES SALAIRES FEMININS  
A TEMPS PLEIN SELON L'ACTIVITE,  
LA QUALIFICATION ET L'AGE

(REM. DES SAL. MASC. A TEMPS PLEIN = 100)

AGE (ANNEES REVOLUES)							SEX	QUALIFICATION	NACE	ACTIVITE
< 21	21-29	30-44	45-54	>= 55	(*)	TOT. ENS.				
-	-	100.0#	100.0	-	-	100.0	M	1A	653	LIVRES, JOURN., PAPIER, EQ. BUREAU
-	-	-	-	-	-	-	F	1B	-	-
-	-	100.0	100.0#	-	-	100.0	M	2	-	-
-	100.0	100.0	100.0	-	-	100.0	F	3	-	-
-	100.0	100.0	100.0	100.0	-	100.0	M	4	-	-
-	99.3	106.1	106.1	100.0	-	94.6	F	5	-	-
100.0	100.0	100.0	100.0	100.0	-	100.0	M	T	-	-
100.3	82.0	84.3	81.9	-	-	81.4	F	1A	654/655	AUTRES COMMERCE DE DETAIL
100.0	100.0	100.0	100.0	100.0	-	100.0	M	1B	-	-
100.3	100.0	100.0	100.0	100.0	-	100.0	F	2	-	-
100.3	94.0	82.4	72.9#	100.0	-	85.7	M	3	-	-
100.0	100.0	100.0	100.0	100.0	-	100.0	F	4	-	-
101.4	86.7	80.6	78.8	100.0	-	77.1	M	5	-	-
-	-	100.0#	100.0#	100.0#	-	100.0	M	T	-	-
-	-	-	-	-	-	-	F	1A	656	PRODUITS DIVERS NON ALIMENT.
-	-	100.0	100.0	-	-	100.0	M	1B	-	-
-	100.0	100.0	100.0	100.0	-	100.0	F	2	-	-
-	100.0	100.0	100.0	100.0	-	100.0	M	3	-	-
-	94.8	91.5	87.4	100.0	-	90.6	F	4	-	-
100.0	100.0	100.0	100.0	100.0	-	100.0	M	5	-	-
103.7	92.1	88.9	92.4	92.6#	-	87.8	F	T	-	-
100.0	100.0	100.0	100.0	100.0	-	100.0	M	1A	64/653-656	COMMERCE DE DETAIL
102.8	94.7	89.4	86.1	100.0	-	87.3	F	1B	-	-
100.0	100.0	100.0	100.0	100.0	-	100.0	M	2	-	-
107.5	90.2	83.9	88.2	94.4#	-	81.1	F	3	-	-
-	-	-	100.0	-	-	100.0	M	4	-	-
-	-	100.0	100.0	-	-	100.0	F	5	-	-
-	100.0	100.0	100.0	100.0	-	100.0	M	T	-	-
-	89.8#	89.3	100.5	-	-	93.7	F	1A	-	-
-	100.0	100.0	100.0	100.0	-	100.0	M	1B	-	-
47.2	86.1	91.6	95.6	100.0	-	90.8	F	2	-	-
100.0	100.0	100.0	100.0	100.0	-	100.0	M	3	-	-
103.8	91.7	89.4	91.9	87.7#	-	87.7	F	4	-	-
100.0	100.0	100.0	100.0	100.0	-	100.0	M	5	-	-
93.2	90.7	88.2	90.1	100.0	-	86.5	F	T	-	-
100.0	100.0	100.0	100.0	100.0	-	100.0	M	1A	-	-
99.5	88.4	79.4	89.9	96.5#	-	78.7	F	1B	-	-
-	-	100.0	100.0	100.0	-	100.0	M	2	-	-
-	-	99.9#	87.5#	100.0	-	91.4#	F	3	-	-
-	-	100.0	100.0	100.0	-	100.0	M	4	-	-
-	100.0	100.0	100.0	100.0	-	100.0	F	5	-	-
-	91.0	88.8	93.7	83.4#	-	90.4	M	T	-	-
100.0#	100.0	100.0	100.0	100.0	-	100.0	M	1A	-	-
96.6	90.1	95.2	96.4	105.4	-	93.0	F	1B	-	-
100.0	100.0	100.0	100.0	100.0	-	100.0	M	2	-	-
100.2	96.7	93.8	92.0	93.2	-	91.5	F	3	-	-
100.0	100.0	100.0	100.0	100.0	-	100.0	M	4	-	-
102.4	98.3	93.9	92.6	96.2	-	92.7	F	5	-	-
100.0	100.0	100.0	100.0	100.0	-	100.0	M	T	-	-
104.9	96.2	87.8	89.7	94.1	-	85.8	F	-	-	-

TAB.D9

GROSS MONTHLY PAY(CORRECTED)  
OF FULL-TIME EMPLOYEES :  
MEAN(M) AND COEFFICIENT OF  
VARIATION(CV) ACCORDING TO  
ACTIVITY,SEX , QUALIFICATION AND  
LENGTH OF SERVICE IN ENTERPRISE

ACTIVITY	NACE	QUALIFICATION	SEX	LENGTH OF SERVICE IN ENTERPRISE (COMPLETED YEARS)						TOG. ENS.	
				< 2	2 - 4	5 - 9	10 - 19	>= 20	(°)		
AGRIC. PRIMARY PROD. LIVE- STOCK, TEXT.	611	1A	M				934771#	792688#	-	847818	
			F								
			T								
			M			449958#	463421	508425			
			F								
			T			450602#	464291	508425			479346.
			M	394808#	504871	404587#	436182	504363			459635
			F								464912#
			T	394808#	478862#	404587#	443526	505097			460353
			M	333838	394713	389311#	395913	462922			404189
			F		249322#	334035	350745	376206			317576
			T	318718	366706	370762	391058	451747			389798
			M	253923	246031	269243	327221	393020			303035
			F	221906	228323	238018	305001	358501			252643
			T	242605	240531	258813	323164	390373			290482
			M	197508	224966	251589	270005	306436			240273
			F	161533	204928	222247	257653	295839			192940
			T	182739	218027	241329	268246	305714			225838
			M	228706	268543	290148	339706	411703			309004
			F	173888	219223	240026	312026	384731			228838
T	208014	253202	274247	335539	409310			288575			
FUELS, ORES, INDUSTRIAL CHEMICALS	612	1A	M		671127	657346#	771411#	932587#		771094	
			F								
			T		671127	657346#	774816#	932587#		772069	
			M	527895	521695	534415	600866	654032			566558
			F								585187#
			T	530761	516702	534503	602210	654792			567848
			M	401955	414219	457321	487294	511438			452300
			F	376008#	373213#	388324#	392205	479699			405079
			T	397129	410835	451175	474864	503786			446171
			M	355445	367681	367372	394873	436814			375658
			F	315854	340488	345528	369203	391929			351586
			T	346054	359984	361460	386560	417473			368617
			M	247491	275554	291667	302659	339729			284909
			F	236005	256515	275760	297672	326932			264507
			T	243778	269381	287611	301698	338084			279467
			M	215530	231362	242605	260864	303275			236684
			F	198884	215432	229385	242090				212562
			T	210121	226670	240412	258220	300688			230732
			M	270975	304558	322172	354598	459370			323474
			F	233520	262265	287760	324551	407913			277289
T	259797	292609	314770	348779	449531			312170			
TIMBER, BUILDING MATERIALS	613	1A	M							661197#	
			F								
			T								
			M			500604#	558339#				650484
			F								535435
			T								
			M	445906	433515	485532#	541797#	462432#			514962
			F			431061	403939	488214#			427755
			T								346604#
			M	445906	432917	404833	398140	488713#			420181
			F	294548	333937	318015	344008	352775#			322082
			T	218465#	266776	285265	313499	350456			289462
			M	284659	322297	310163	335421	351909			314928
			F	223543	224711	263411	272660	283288			245505
			T	198856	220585	227016	242583	282372			218795
			M	216786	223518	254072	266344	283219			238828
			F	187757	212656	211954	226068	238169			207123
			T	174602	189086	189334	193747				181863
			M	184691	208333	210234	223039	238215			203070
			F	230710	254869	268379	296005	308898			261365
T	189775	213726	242655	263463	367328			223888			
MACHINERY, EQUIPMENTS, VEHICLES	614	1A	M		731931#	723582	789060	796710#		745674	
			F								
			T								
			M	476364#	548941	614012	590057	539313#			562828
			F								511880#
			T								559381
			M	476364#	553643	614012	569299	550027#			465309
			F	455774	462476	458407	480023	465730			422594
			T		414343	461548#	421682	460518			460513
			M	444525	456458	458706	474148	464767			367343
			F	337623	359457	385265	391704	424158			332968
			T	282298	315966	346178	351071	357680			359480
			M	330412	350981	375563	379570	392352			288887
			F	265947	282452	294939	317888	322551			249775
			T	233294	244939	256193	276906	287539			275475
			M	253814	269032	281985	305649	313301			239029
			F	215929	237686	267133	266708	278642#			201605
			T	191639	205223	213558	239286				227514
			M	206832	227643	255179	261897	273444#			334901
			F	283359	324970	355720	387450	404886			259889
T	220620	252275	275574	312811	350499			314076			
F	263820	304454	335401	369648	388843						

REMUNERATION MENSUELLE BRUTE  
CORRIGEE DES SALAIRES A TEMPS PLEIN:  
MOYENNE(M) ET COEFFICIENT DE VARIATION  
(CV) SELON L ACTIVITE, LE SEXE , LA  
QUALIFICATION ET L ANCIENNETE DANS  
L ENTREPRISE

CV

ANCIENNETE DANS L ENTREPRISE (ANNEES REVOLUES)						TOG. ENS.	SEXE	QUALIFICATION	NACE	ACTIVITE
< 2	2 4	5 9	10 19	>= 20	(°)					
			30.8#	28.1#		30.1	M	1A	611	MAT. PREM. AGR., ANIMAUX, TEXTILES
			30.7#	28.1#		30.4	F			
		27.0#	13.6	23.0		21.9	T	1B		
							F			
19.1#	23.3	26.6#	13.4	23.0		21.9	F	2		
		33.2#	23.2	15.8		24.0	T			
						23.1#	F			
19.1#	25.5#	33.2#	24.1	15.0		23.9	F			
29.8	23.3	31.0#	21.3	21.6		26.1	T	3		
	31.2#	14.3	9.3	11.9		22.8	F			
31.0	28.9	28.5	20.9	21.9		27.2	F	4		
24.3	27.1	18.8	21.4	17.3		27.5	T			
22.8	16.9	19.2	16.8	11.6		23.9	F	5		
24.8	24.9	19.8	20.9	17.2		27.9	T			
27.6	21.3	21.2	16.2	20.1		26.3	F			
20.1	14.0	12.4	17.9	17.1		25.1	T			
27.4	19.9	19.9	18.5	19.9		27.8	F			
41.4	39.9	34.2	39.0	31.6		42.5	T			
25.6	20.4	21.1	30.4	22.9		36.3	F			
40.3	37.5	32.7	38.1	31.1		43.6	T	1A	612	COMBUSTIBLES, MINERAIS, PR. CHIMIQUES
	24.3	29.0#	35.2#	34.6#		35.9	F			
							T	1B		
29.1	36.2	29.7	25.0	28.8		30.9	F			
						32.7#	T			
28.8	36.1	29.5	24.9	29.5		31.0	F	2		
22.7	27.3	24.0	22.8	20.7		25.3	T			
31.8#	28.6#	39.1#	19.8	12.0		27.5	F			
24.6	27.5	25.7	23.6	19.3		25.8	T	3		
25.0	24.3	24.7	23.6	22.5		24.9	F			
26.1	20.7	19.9	20.6	19.8		22.0	T			
25.7	23.7	23.8	23.0	22.2		24.3	F	4		
25.0	25.3	24.3	23.0	25.7		25.9	T			
24.4	22.6	20.9	19.2	17.0		23.4	F			
25.0	24.8	23.7	22.4	24.9		25.5	T	5		
23.5	24.1	26.2	28.0	29.9		27.1	F			
22.5	21.3	18.5	19.8			22.2	T			
23.6	23.6	25.3	27.2	29.7		26.6	F			
40.0	38.9	37.8	41.6	50.5		43.9	T			
31.7	29.4	26.8	28.3	30.9		33.3	F			
38.8	37.6	36.4	39.9	48.2		42.7	T	1A	613	BOIS, MATERIAUX DE CONSTR.
						32.4#	F			
						31.7	T	1B		
		25.9#	33.2#			30.5	F			
							T			
14.5	21.1	27.0#	33.7#	32.7#		31.9	F	2		
		23.3	18.7	34.6#		22.0	T			
						23.7#	F			
14.5	21.1	26.1	19.6	34.2#		22.9	T	3		
23.4	24.4	22.1	24.5	28.7#		24.9	F			
33.8#	20.3	16.3	16.5	11.6		22.8	T			
26.0	25.3	21.6	23.2	23.9		24.9	F	4		
23.1	26.2	23.4	17.8	18.8		24.4	T			
23.3	19.9	13.1	16.9	14.5		20.8	F	5		
23.8	24.6	22.6	18.3	19.5		24.2	T			
22.8	20.7	19.1	21.4	13.0		22.0	F			
15.7	14.5	11.9	12.8			15.4	T			
21.8	20.4	18.9	21.4	13.0		21.8	F			
39.5	44.2	39.5	36.7	39.0		41.3	T			
23.6	21.7	25.3	26.4	29.5		30.6	F			
38.3	42.0	37.9	35.7	38.0		40.3	T	1A	614	MACHINES, VEHICULES
	29.2#	25.7	22.4			27.0	F			
							T	1B		
31.8#	30.3	24.5	24.4	30.4#		28.6	F			
						26.9#	T			
31.8#	30.1	24.5	25.7	28.9#		28.6	F	2		
21.6	20.7	22.7	23.1	24.2		22.4	T			
	15.1	24.3#	19.7	16.1		23.0	F			
24.0	20.5	22.8	23.1	23.0		22.6	T	3		
26.4	23.6	23.5	24.1	19.7		25.1	F			
19.0	17.1	20.7	20.0	13.3		20.2	T			
26.5	23.2	23.4	23.7	19.4		24.6	F	4		
26.8	25.9	25.6	24.2	22.3		26.3	T			
20.9	19.2	17.6	16.1	17.4		19.8	F			
25.7	25.1	24.6	23.4	21.9		25.6	T	5		
24.7	25.3	28.7	20.7	38.2#		27.3	F			
15.3	13.3	17.0	18.8			16.8	T			
22.9	23.9	28.7	20.8	33.3#		26.4	F			
37.7	40.1	40.3	40.3	40.2		41.7	T			
25.4	28.4	29.7	29.4	29.0		31.9	F			
37.3	39.9	40.3	39.8	38.4		41.7	T			

TAB.D9

GROSS MONTHLY PAY(CORRECTED)  
OF FULL-TIME EMPLOYEES :  
MEAN(M) AND COEFFICIENT OF  
VARIATION(CV) ACCORDING TO  
ACTIVITY,SEX , QUALIFICATION AND  
LENGTH OF SERVICE IN ENTERPRISE

ACTIVITY	NACE	Q U A L I F I C A T I O N	S E X	LENGTH OF SERVICE IN ENTERPRISE (COMPLETED YEARS)							
				< 2	2 4	5 9	10 19	>= 20	(%)	TOT. ENS.	
FURNITURE, HSEHD. GOODS, HARDWARE	615	1A	M	498987#	680902#	778200	.	.	.	673635	
			F	511021#	680902#	767555	.	.	.	667710	
		1B	M	516624#	556475#	578144	576050	.	.	559004	
			F	511563#	538773#	575116	568269	532037#	.	553663	
		2	M	371280	435586	424603	449416	427885	.	427885	
			F	338038	366298	420928	440955	434425	.	386233	
		3	M	321961	327834	342415	344338	359309	.	419515	
			F	242551	272800	291643	327300	357581#	.	336739	
		4	M	298242	314121	330692	339744	359120	.	284543	
			F	238922	258095	269278	282930	292606	.	323828	
	5	M	207201	226738	232306	267035	303215	.	262593		
		F	228512	245001	256744	278714	294234	.	230634		
	TEXTILES, CLOTH- ING, FOOTWR., LEATHERWARE	616	1A	M	198669	198885	217815	238592	236563	.	211586
				F	181344	187677	193945	210265	.	.	187070
			1B	M	192501	195517	213782	234650	235653	.	204851
				F	245340	262251	280877	309783	348112	.	276889
			2	M	201199	219793	233468	274607	349886	.	225934
				F	230408	248149	269295	302397	348289	.	262577
			3	M	732027#	688995#	.	832526#	.	.	745661
				F	732027#	688995#	.	832526#	.	.	745661
4			M	480871#	452229#	463193	.	599393#	.	465268	
			F	480871#	452229#	463193	.	599393#	.	465268	
5	M	480871#	464718#	463274	.	601829#	.	489386#			
	F	363156	419990	407401	450241	456595	.	469410			
6	M	338799	294853#	347638#	402709#	.	.	415590			
	F	355778	384057	393105	443196	451832	.	345796			
7	M	267469	324118	309266	335770	330774	.	399098			
	F	243549	269667	278121	307554	333480	.	316324			
8	M	259875	306358	296514	327736	331578	.	285691			
	F	210395	222299	233042	262411	274856	.	306304			
9	M	200581	211839	222601	229364	252575	.	235629			
	F	205496	216550	227575	249841	266600	.	217065			
10	M	177534	198489	211059	236003	241025	.	226486			
	F	177494	190665	198334	196229	.	.	201364			
11	M	177514	194602	205265	223334	238691	.	187683			
	F	230236	246311	260950	297548	313601	.	195120			
FOOD, DRINK, TOBACCO	617	1A	M	198255	211904	228359	243333	293639	.	262684	
			F	215612	229164	245445	279430	307694	.	220751	
		1B	M	671295#	.	665057#	815672#	.	.	244221	
			F	668408#	.	665057#	815672#	.	.	666889	
		2	M	497180#	481507	521488#	525546#	.	.	681681	
			F	501203	481735	521488#	507622#	444411#	.	489252	
		3	M	360985	402260	327970	383978	436229	.	493716	
			F	359939	395917	335378	396359#	.	.	381688	
		4	M	322116	347581	322289	327059	357770	.	376637	
			F	271425	273470	299427	321470	330958	.	381130	
	5	M	313743	334826	318299	325859	353550	.	333475		
		F	229336	242363	253644	261932	280375	.	295336		
	6	M	195851	217398	215238	235828	260548	.	326668		
		F	216604	234250	241563	254913	277225	.	245522		
	7	M	196681	216700	222772	226531	223931	.	211766		
		F	176229	188492	205269	215512	219760#	.	234497		
	8	M	185805	206886	218091	224563	223526	.	212224		
		F	227179	252344	260756	273673	313757	.	184040		
	9	M	184119	207384	220945	246888	311438#	.	201000		
		F	207613	238286	250193	267963	313445	.	252720		
TOBACCO PRODUCTS	617.6	1A	M	.	.	.	.	.	.	202486	
			F	.	.	.	.	.	.	235791	
		1B	M	.	.	.	.	.	.	.	
			F	.	.	.	.	.	.	.	
		2	M	.	.	.	.	.	.	.	
			F	.	.	.	.	.	.	.	
		3	M	.	.	.	.	.	.	.	
			F	.	.	.	.	.	.	.	
		4	M	.	.	.	.	.	.	.	
			F	.	.	.	.	.	.	.	
5	M	.	.	.	.	.	.	.			
	F	.	.	.	.	.	.	.			
T	M	.	.	.	.	.	.	.			
	F	.	.	.	.	.	.	.			



REMUNERATION MENSUELLE BRUTE  
CORRIGEE DES SALAIRES A TEMPS PLEIN:  
MOYENNE(M) ET COEFFICIENT DE VARIATION  
(CV) SELON L ACTIVITE, LE SEXE , LA  
QUALIFICATION ET L ANCIENNETE DANS  
L ENTREPRISE

CV

ANCIENNETE DANS L ENTREPRISE (ANNEES REVOLUES)							SEXE	QUALIFICATION	NACE	ACTIVITE	
< 2	2 4	5 9	10 19	>= 20	(°)	T06. ENS.					
34.1#	24.8#	25.4	-	-	-	39.1	M	1A	615	MEUBLES, ART. MENAGERS QUINCAILLERIE	
31.5#	24.8#	27.0	-	-	-	38.9	F				
34.3#	29.4#	29.0	30.9	-	-	30.6	T	1B			
33.8#	30.3#	29.4	31.2	29.1#	-	30.9	F				
34.4	22.3	25.0	24.0	19.7	-	26.2	T	2			
18.0	-	-	-	-	-	22.2	F				
32.9	21.8	25.0	24.1	20.2	-	26.0	T	3			
28.7	22.3	23.8	26.5	25.0	-	25.5	F				
31.6	24.1	18.8	21.2	18.5#	-	26.9	T	4			
31.9	23.9	23.9	25.4	24.4	-	26.8	F				
27.1	25.7	26.2	26.0	19.4	-	26.8	T	5			
23.4	21.5	20.0	16.1	11.6	-	22.4	F				
27.1	25.2	25.6	24.1	18.4	-	26.4	T				
26.3	25.4	37.2	34.7	16.5	-	31.9	F				
18.4	16.0	17.1	14.2	-	-	17.6	T				
24.3	23.3	35.4	33.3	16.3	-	29.8	F				
38.9	40.1	45.2	41.7	40.3	-	43.1	T				
28.6	25.3	26.3	23.9	31.0	-	29.6	F				
37.8	37.8	43.2	39.6	39.4	-	41.7	T				
28.2#	27.8#	-	24.4#	-	-	27.4	M	1A	616		TEXTILE, HABILLEMENT, CHAUSSURES
28.2#	27.8#	-	24.4#	-	-	27.4	F				
34.5#	30.4#	22.4	-	35.0#	-	38.9	T	1B			
34.5#	33.5#	21.3	-	35.0#	-	39.6	F				
35.0	26.1	24.6	24.6	25.1	-	28.2	T	2			
17.5	26.6#	32.4#	23.3#	-	-	27.2	F				
31.4	30.3	27.1	24.8	24.3	-	29.0	T	3			
28.2	20.9	25.9	23.3	17.7	-	24.3	F				
15.7	22.5	17.7	18.4	9.8	-	20.1	T	4			
25.8	22.9	23.9	22.6	15.8	-	23.7	F				
28.1	26.1	24.0	25.5	30.7	-	27.7	T	5			
17.1	19.4	18.0	19.9	13.9	-	19.3	F				
23.7	22.9	21.3	24.7	26.7	-	24.6	T				
26.8	23.0	25.2	25.5	18.9	-	27.0	F				
18.2	17.9	18.3	19.8	-	-	18.8	T				
22.9	20.8	22.8	25.7	18.4	-	24.1	F				
48.6	41.3	37.9	39.4	38.8	-	42.5	T				
23.7	24.5	23.8	28.2	29.5	-	27.2	F				
41.6	36.1	33.6	38.1	35.1	-	38.8	T				
32.6#	-	28.8#	29.1#	-	-	38.4	M	1A	617	PRODUITS ALIM.. BOISSONS, TABAC	
32.7#	-	28.8#	29.1#	-	-	40.0	F				
28.5#	34.0	38.1#	35.7#	-	-	33.2	T	1B			
28.0	32.8	38.1#	37.8#	17.9#	-	33.2	F				
31.1	29.2	38.4	30.3	33.2	-	33.6	T	2			
-	35.9#	27.6#	23.7#	-	-	30.8	F				
30.5	30.3	37.7	29.6	32.9	-	33.3	T	3			
29.8	28.3	28.8	28.6	24.6	-	28.9	F				
27.9	26.5	22.8	23.9	21.5	-	25.9	T	4			
30.2	29.4	28.9	27.7	24.4	-	28.9	F				
28.2	28.9	28.1	24.2	25.8	-	27.7	T	5			
24.2	22.1	20.3	20.4	18.3	-	23.2	F				
28.1	26.2	27.5	23.9	24.8	-	27.4	T				
27.1	27.4	24.8	25.2	26.6	-	27.0	F				
22.0	19.6	19.0	20.6	28.1#	-	22.0	T				
25.4	26.3	23.8	24.6	28.9	-	26.5	F				
38.2	36.8	37.2	40.3	41.0	-	39.3	T				
25.9	26.1	25.6	28.2	57.0#	-	30.5	F				
36.0	35.8	35.8	38.7	43.5	-	38.8	T	1A	617.6		PRODUITS DU TABAC
-	-	-	-	-	-	-	F				
-	-	-	-	-	-	-	T				
-	-	-	-	-	-	-	M	1B			
-	-	-	-	-	-	-	F				
-	-	-	-	-	-	-	T	2			
-	-	-	-	-	-	-	F				
-	-	-	-	-	-	-	T	3			
-	-	-	-	-	-	-	M				
-	-	-	-	-	-	-	F	4			

TAB.D9

GROSS MONTHLY PAY(CORRECTED)  
OF FULL-TIME EMPLOYEES :  
MEAN(M) AND COEFFICIENT OF  
VARIATION(CV) ACCORDING TO  
ACTIVITY,SEX , QUALIFICATION AND  
LENGTH OF SERVICE IN ENTERPRISE

ACTIVITY	NACE	Q U A L I F I C A T I O N	S E X	LENGTH OF SERVICE IN ENTERPRISE (COMPLETED YEARS)								
				< 2	2 4	5 9	10 19	>= 20	(*)	TOT. EMS.		
PHARMACEUTICAL, MEDICAL GDS., CLEANING MAT.	618	1A	M	.	686644#	.	576457#	.	.	642850		
			F	.	.	.	.	.	.	.		
			T	.	680391#	774196#	562098#	.	.	630799		
			M	483916#	397232#	.	522093#	457075#	.	446587		
			F	.	.	.	.	.	.	461846#		
			T	457065#	394272#	465334#	515299#	458247	.	447823		
			M	362556	424285	428933	459111	431506	.	422294		
			F	.	.	.	327259#	.	.	344090		
			T	362556	417942	418714	433114	402303	.	410713		
			M	349564	317896	332491	337514	366568	.	340083		
			F	250658	289431	299388	301114	327553	.	296517		
			T	320018	309429	321645	329434	352164	.	327317		
			M	235369	227667	259874	261235	300030	.	250577		
			F	205941	204028	228947	233843	244209	.	218292		
			T	217525	215770	244914	249345	276975	.	234590		
			M	187286	196044	213885	219971	252013	.	200653		
			F	177338	188892	194012	208195	217995	.	188532		
			T	183172	192719	204624	216148	236081	.	195426		
			M	217114	236168	267003	289835	334349	.	254498		
			F	188880	200207	220376	235969	262617	.	210036		
T	204752	220085	246378	271353	306336	.	235769					
PHARMACEUTICALS	618.1	1A	M	.	.	.	.	.	569737#			
			F	.	.	.	.	.	.			
			T	.	.	.	.	.	557556#			
			M	.	.	.	.	.	418938#			
			F	.	.	.	.	.	.			
			T	.	.	.	.	.	425645#			
			M	.	.	.	.	380245#	453290			
			F	.	.	.	.	.	.			
			T	.	.	.	.	.	418450			
			M	399348#	475321#	.	438210#	357026#	.	339162		
			F	.	308112#	.	322481	364099	.	282625		
			T	.	.	.	.	313843	.	321151		
			M	348193#	296527	284146#	314126	346183	.	244693		
			F	225495	212355	253647	259529	302193#	.	206974		
			T	197548	188044	215274	223456	237958	.	227927		
			M	208664	200958	239989	245315	274029#	.	197654		
			F	185367	192028	209420	214328	250682	.	186640		
			T	177163	185172	190710	199226	199783	.	193312		
			M	182375	189134	201073	209743	234315	.	238114		
			F	204146	217514	234365	277218	323526	.	201673		
T	183894	189786	208008	223693	248952	.	223796					
M	186054	205879	223392	260075	293528	.	727132					
F	546818#	616198#	799048	764345	980445#	.	719215					
T	543637#	541237	605750	592095	652158	.	582511					
OTHER WHOLESALE DISTRIBUTION	619	1A	M	549100	542836	600747	586210	653319	578691			
			F	425393	421859	460424	493366	512595	.	453907		
			T	.	428233	407859	424200	.	.	420313		
			M	422624	422863	454185	480808	503874	.	449424		
			F	343102	362149	371920	400212	384978	.	369193		
			T	301118	314774	340995	315369	338693	.	322593		
			M	334740	350813	362077	377058	371509	.	357047		
			F	261139	278726	289723	301595	320091	.	282564		
			T	219904	235614	248291	263608	285206	.	239788		
			M	242510	258179	271710	285777	309189	.	263566		
			F	206275	217229	228690	235049	265862	.	220142		
			T	171040	196505	193939	200365	.	.	185613		
			M	190232	209801	214781	224832	260962	.	206722		
			F	279429	303645	337256	360202	406181	.	320429		
			T	202581	238155	251675	269034	312620	.	236793		
			M	249212	279710	306464	332138	384138	.	280634		
			F	.	.	.	.	.	.	.		
			T	.	.	.	.	.	.	.		
			PAPER, BOOKS, STATIONERY, NEWSPAPERS	619.1/2	1A	M	.	.	.	.	.	.
						F	.	.	.	.	.	.
T	.	.				.	.	.	.	.		
M	.	.				.	.	.	.	.		
F	.	.				.	.	.	.	.		
T	.	.				.	.	.	.	.		
M	.	.				.	.	.	.	.		
F	.	.				.	.	.	.	.		
T	.	.				.	.	.	.	.		
M	.	.				.	.	.	.	.		
F	.	.				.	.	.	.	.		
T	.	.				.	.	.	.	.		
M	.	.				.	.	.	.	.		
F	.	.				.	.	.	.	.		
T	.	.				.	.	.	.	.		
M	190010#	190388				.	228189#	.	.	284774		
F	174988	194643				216237#	236255#	.	.	220788#		
T	146065	194377				205268	213105	.	.	207968		
M	159654	185784				190087	205969	.	.	197033		
F	196001#	201855				246376#	242043#	.	.	169137		
T	158172	183754	187392	210729	.	.	183830					
M	177233	193576	213449	227415	271873	.	221365					
F	.	.	.	.	.	.	186014					
T	.	.	.	.	.	.	204003					

REMUNERATION MENSUELLE BRUTE  
CORRIGEE DES SALAIRES A TEMPS PLEIN:  
MOYENNE(M) ET COEFFICIENT DE VARIATION  
(CV) SELON L ACTIVITE, LE SEXE , LA  
QUALIFICATION ET L ANCIENNETE DANS  
L ENTREPRISE

CV

ANCIENNETE DANS L ENTREPRISE (ANNEES REVOLUES)						T06. ENS.	SEX E	Q U A L I F I C A T I O N	NACE	ACTIVITE
< 2	2 - 4	5 - 9	10 - 19	>= 20	(*)					
	21.5#		32.2#			33.2	M	1A	618	PR. PHARM., MEDICAUX, D'ENTRETIEN
	22.7#	29.6#	33.0#			33.7	F			
31.3#	29.1#		30.6#	21.4#		31.8	M	1B		
	29.2#	37.1#	31.6#	21.6		37.0#	F			
34.6#	20.9	18.4	26.8	27.2		32.3	M	2		
28.6			26.1#			26.0	F			
28.6	23.4	19.2	29.5	28.1		26.2	M	3		
27.6	24.0	28.4	24.5	21.5		25.5	F			
26.4	20.3	20.4	18.2	16.5		21.4	M	3		
31.1	23.5	26.8	23.0	20.8		25.4	F			
26.4	24.6	23.0	18.4	26.1		24.5	M	4		
19.1	20.9	16.9	14.6	15.5		19.1	F			
23.8	23.7	21.6	17.9	25.4		23.5	M	5		
20.9	16.6	18.9	17.9	13.0		20.2	F			
18.4	15.7	11.7	17.9	12.1		17.0	M	5		
20.1	16.3	17.0	18.1	14.6		19.2	F			
38.7	38.7	40.1	39.8	35.0		41.5	M	T		
21.8	24.3	27.3	21.8	25.3		26.2	F			
34.2	35.2	37.5	37.4	34.7		38.4	M	1A	618.1	PRODUITS PHARM.
						29.1#	F			
						29.9#	M	1A	618.1	PRODUITS PHARM.
						23.6#	F	1B		
						24.8#	M	2		
				19.1#		25.1	F	2		
						28.0	M	3		
24.1#	21.2#		32.4#	19.7#		22.8	F	3		
	21.1#		18.7	16.9		16.8	M	3		
				17.1		23.1	F	4		
33.5#	19.6	22.1#	18.2	17.1		23.5	M	4		
25.0#	18.1	21.2	16.8	28.0#		15.1	F	4		
11.9	14.7	14.2	8.1	15.5		22.4	M	5		
20.3	17.9	21.0	16.3	27.4#		19.2	F	5		
20.9	15.2	17.7	15.3	12.7		16.2	M	5		
19.0	14.7	10.2	15.8			18.4	F			
20.4	15.1	15.9	15.8	14.3		37.5	M	T		
36.6	32.7	28.9	36.5	31.4		22.4	F			
18.8	17.3	26.0	18.1	20.1		34.5	M	1A	618	AUTRES COMMERCE DE GROS
31.9	29.0	28.5	34.6	31.4		36.9	F	1A	618	AUTRES COMMERCE DE GROS
37.3#	41.5#	28.0	28.2	28.5#		37.1	M	1B		
						27.7	F	1B		
38.4#	41.5#	28.0	29.4	29.5#		20.3	M	2		
23.6	26.6	25.8	30.8	26.2		27.9	F	2		
						25.1	M	2		
25.1	26.4	26.0	30.8	25.8		23.8	F	3		
24.2	22.9	22.9	28.0	24.2		25.1	M	3		
	18.0	29.2	24.1			24.2	F	3		
24.7	22.2	23.9	28.4	23.7		22.2	M	4		
25.6	21.0	20.9	25.0	26.9		24.5	F	4		
21.0	20.2	23.3	23.0	15.5		26.1	M	4		
25.4	21.6	22.0	27.6	25.3		22.5	F	5		
28.0	25.2	24.9	23.3	25.4		26.2	M	5		
21.5	21.3	21.4	22.1	17.5		23.9	F	5		
27.3	25.3	24.8	23.8	24.1		19.7	M	T		
26.1	21.7	23.1	20.0	20.1		24.1	F	T		
19.9	18.0	19.1	11.8			45.5	M	T		
25.9	21.2	23.3	19.7	18.1		33.0	F	1A	618.1/2	PAPIER, LIVRES, JOURNEAUX
42.8	40.0	43.7	48.3	48.1		45.4	M	1A	618.1/2	PAPIER, LIVRES, JOURNEAUX
30.6	28.5	31.7	32.8	26.3			F	1B		
43.2	38.4	43.7	48.1	47.6			M	2		
							F	2		
							M	3		
						20.0#	F	3		
						19.0	M	4		
						27.0#	F	4		
						17.9	M	5		
21.2#	11.3		20.1#			22.0	F	T		
10.5	17.0	19.4#	20.0#			14.3	M	T		
10.3		10.5	8.2			16.7	F	T		
13.8	15.7	10.3	9.9			31.8	M	T		
38.1#	20.7	28.0#	31.2#			21.6	F	T		
20.1	15.0	12.2	17.0			29.5	M	T		
34.1	18.2	26.7	27.4	15.6			F	T		

TAB.D9

GROSS MONTHLY PAY(CORRECTED)  
OF FULL-TIME EMPLOYEES :  
MEAN(M) AND COEFFICIENT OF  
VARIATION(CV) ACCORDING TO  
ACTIVITY,SEX , QUALIFICATION AND  
LENGTH OF SERVICE IN ENTERPRISE

ACTIVITY	NACE	Q U A L I F I C A T I O N	S E X	LENGTH OF SERVICE IN ENTERPRISE (COMPLETED YEARS)							
				< 2	2 - 4	5 - 8	10 - 19	>= 20	(*)	TOT. EMS.	
WHOLESALE TRADE	61	1A	M	622586	678507	705812	782418	849536	-	736767	
			F	621621	677069	705440	784130	834247	-	646497#	
		1B	M	504637	508948	549959	549650	551269	-	732809	
			F	435162#	490933#	492457#	460389	558255#	-	534583	
		2	M	502368	507611	547012	541710	551905	-	489015	
			F	405016	438069	430088	451630	478259	-	531474	
		3	M	346823	374699	386778	410678	461531	-	439916	
			F	398237	430379	424987	446075	475536	-	387936	
		4	M	268122	297339	319001	336029	354990	-	434480	
			F	316041	339311	343192	359239	385284	-	354710	
		5	M	240035	252278	271034	291296	324039	-	314437	
			F	211719	226068	237304	258450	278406	-	345001	
	T	M	229357	242102	259033	282143	315232	-	266664		
		F	198255	215711	229417	245688	271989	-	231410		
	FOOD, DRINK, TOBACCO	641/642	1A	M	176997	194566	205108	221595	239138	-	189782
				F	189191	208348	222871	241311	267867	-	209766
			1B	M	245673	274443	296370	326073	376386	-	289406
				F	195960	222774	243404	276392	332411	-	228718
			2	M	227192	257241	280969	314839	368180	-	270776
				F	.	.	555389#	481725#	.	-	523100
			3	M	.	.	555389#	470275#	551733#	-	518551
				F	409752#	500502#	502183#	537224#	570155#	-	514803
			4	M	397587#	452519#	492022#	529134#	565661#	-	292628#
				F	370343	402369	419310	409326	375253	-	487582
5			M	368811	386311	414734	402303	374142	-	400428	
			F	246537	309962	363237	345967	321238	-	310941	
T	M	218745#	237478	236066	294739	350552#	-	393810			
	F	241528	294623	335506	335954	324530	-	317591			
DISPENSING CHEMISTS	643	1A	M	241735	256084	269740	275279	276192	-	249111	
			F	206217	227731	238452	243765	269324	-	304237	
		1B	M	227004	243258	256264	266870	274905	-	260194	
			F	187520	200438	204771	220525	214546	-	227766	
		2	M	180666	179910	195424	208391	219496	-	247028	
			F	184763	191939	202152	217967	219496	-	198135	
		3	M	219583	251428	281520	289485	301419	-	184077	
			F	192791	215359	231989	243188	279509	-	192901	
		4	M	209204	236383	263802	278971	298289	-	257282	
			F	.	.	.	.	.	-	214867	
		5	M	465580	438114	492264	521729	.	-	242009	
			F	463691	.	.	.	.	-	577383	
T	M	464619	433286	499506	499562	.	-	575146			
	F	412402	435820	513896	513896	.	-	475911			
MEDICAL GOODS, COSMETICS, CLEANING MAT.	644	1A	M	377384	402153	426681	438423	.	-	479670	
			F	393270	422122	426363	470982	.	-	477337	
		1B	M	344369#	382407#	335365	277689	.	-	435880	
			F	290420	238077#	348891	295853#	.	-	400401	
		2	M	317085	261650#	338945	280240	.	-	417027	
			F	253084	293201	260196	291489	.	-	303531	
		3	M	194333	166360	209350	259879	275708	-	257469	
			F	224609	218281	236512	218797	.	-	284939	
		4	M	202877	227947	252693	259901	.	-	190194	
			F	159815	199553	204462	309562#	.	-	228370	
		5	M	174143	213659	222098	229901	.	-	220083	
			F	308721	328898	328490	306746	309562#	-	183534	
T	M	249008	218153	299642	316810	316330#	-	201021			
	F	276378	263933	314707	309843	316330#	-	316653			
		1A	M	.	.	812619	851597	.	-	251768	
			F	.	.	.	.	.	-	285073	
		1B	M	.	479734	652843	641316	773940	-	837588	
			F	538876	475546	646635	629813	743100	-	633489	
		2	M	482888	454758	460398	515392	.	-	512529	
			F	464091	442534	458550	500541	.	-	616994	
		3	M	342773	354839	408856	424479	.	-	478283	
			F	327332	351601	333082	303893	313878#	-	412443	
		4	M	337002	353550	389023	376518	345869#	-	469173	
			F	240342	268057	275529	317216	277386	-	382203	
		5	M	221392	231589	243380	283182	.	-	329785	
			F	228361	245681	258117	304679	265525	-	363564	
T	M	214485	211514	251305	254026	.	-	274341			
	F	182428	193513	172689	.	.	-	237055			
	M	197968	205469	226590	245018	.	-	253722			
	F	273821	290377	370019	401205	430230	-	225914			
	M	220712	245058	254385	300380	309572#	-	186331			
	F	246095	269745	325852	371888	385480	-	210663			

REMUNERATION MENSUELLE BRUTE  
CORRIGEE DES SALAIRES A TEMPS PLEIN:  
MOYENNE(M) ET COEFFICIENT DE VARIATION  
(CV) SELON L ACTIVITE, LE SEXE , LA  
QUALIFICATION ET L ANCIENNETE DANS  
L ENTREPRISE

CV

ANCIENNETE DANS L ENTREPRISE (ANNEES REVOLUES)						TOG. ENS.	SEX E	Q U A L I F I C A T I O N	NACE	ACTIVITE
< 2	2 - 4	5 - 9	10 - 19	>= 20	(*)					
33.5	31.7	28.4	31.9	35.5	-	33.8	M	1A	61	COMMERCE DE GROS
33.1	31.9	28.3	32.5	36.4	-	37.3#	F			
30.3	33.5	29.7	30.8	30.3	-	34.0	T			
32.8#	34.1#	26.9#	28.5	38.9#	-	31.2	M	1B		
30.5	33.5	29.7	31.2	31.2	-	33.7	F			
27.1	24.6	27.0	24.8	24.0	-	31.5	F	2		
26.9	25.8	30.8	26.0	19.1	-	25.9	M			
27.5	25.2	27.6	25.1	23.3	-	27.2	F			
27.9	24.8	26.6	25.8	25.9	-	26.3	T			
27.3	23.8	21.8	21.2	16.7	-	23.8	M	3		
28.8	25.6	26.0	25.1	24.6	-	26.7	F			
27.4	27.6	26.0	24.5	26.4	-	27.9	M	4		
23.3	21.8	20.6	20.0	19.8	-	23.0	F			
26.9	26.3	25.4	24.3	26.2	-	27.5	M			
26.0	24.6	27.0	24.3	25.3	-	27.2	F	5		
20.6	17.8	17.3	20.7	20.4	-	20.9	T			
24.8	23.3	25.6	24.1	25.2	-	26.6	M			
41.2	41.4	41.5	42.2	42.4	-	44.0	F			
27.9	27.8	28.5	30.8	34.8	-	32.9	T			
39.6	39.8	40.1	41.0	41.6	-	43.3	M			
		39.1#	34.4#		-	41.0	F	1A	641/642	PR. ALIMENTAIRES, BOISSONS, TABAC
					-	40.9	F			
34.0#	38.0#	41.3#	36.4#	31.0#	-	37.8	M	1B		
					-	25.9#	F			
34.8#	43.2#	42.4#	36.9#	31.3#	-	39.7	T			
25.2	23.6	26.2	25.2	23.2	-	25.4	M	2		
	27.9#				-	30.0	F			
25.8	26.1	27.2	25.8	23.0	-	26.3	T			
33.3	32.1	28.3	29.2	26.9	-	33.0	M	3		
35.9#	31.7	28.5	22.8	21.6#	-	32.1	F			
34.0	33.7	32.7	28.0	26.4	-	34.2	M	4		
26.6	27.1	26.5	24.1	18.6	-	26.4	F			
22.6	23.0	21.1	21.3	19.8	-	23.0	T			
26.5	26.3	25.4	24.1	18.9	-	26.1	M			
29.2	25.9	25.4	24.3	32.4	-	27.9	F	5		
27.0	19.9	17.6	17.8		-	24.3	T			
28.5	24.5	23.7	23.3		-	27.0	M			
36.3	34.4	37.6	37.0	33.1	-	38.3	F			
26.5	26.6	23.1	23.9	26.4	-	27.0	T			
34.1	32.9	35.5	35.8	37.5	-	36.6	M			
					-	33.5	F	1A	643	PHARMACIES
					-	30.9	T			
20.1	18.7	14.0	11.5		-	18.7	M	1B		
22.7					-	21.1	F			
21.4	18.9	13.4	15.1		-	19.7	T			
20.8	21.7		14.9		-	21.2	M	2		
23.0	13.3	21.1	18.0		-	21.3	F			
22.4	19.4	19.2	18.3		-	21.7	T			
30.7#	31.4#	22.3	15.4		-	23.0	M	3		
20.9	27.9#	27.5	27.9#		-	29.9	F			
28.4	36.0#	24.0	18.1		-	26.7	T			
19.3	20.9	18.4	19.8		-	20.8	M	4		
25.9	24.3	21.5			-	26.6	F			
25.7	36.6	22.4	18.7	11.2	-	29.6	T			
17.3	15.4	21.6	17.8		-	18.4	M	5		
19.7	24.8	19.0			-	27.2	F			
22.1	21.2	22.8	20.4		-	24.5	T			
39.4	34.3	34.2	38.3	22.6#	-	35.9	M			
48.4	42.5	44.9	32.8		-	46.8	F			
45.1	43.8	39.5	38.7	31.7#	-	42.2	T			
		31.0	24.8		-	29.1	M	1A	644	ART. MEDICAUX, PRODUITS D'ENTRETIEN
		31.0	24.8		-	29.1	F			
	21.8	17.7	20.5	18.3	-	23.5	M	1B		
					-	31.1	F			
32.8	20.2	18.1	21.0	21.8	-	25.3	T			
19.2	23.3	26.5	20.2		-	23.9	M	2		
					-	19.6	F			
23.5	23.0	26.3	20.0		-	24.0	T			
21.8	21.3	17.0	18.4		-	21.3	M	3		
28.6	25.0	12.9	28.5	33.1#	-	25.9	F			
24.5	22.7	18.5	27.0	32.8#	-	23.8	T			
22.8	24.2	25.8	23.7	18.4	-	25.6	M	4		
20.9	23.6	24.4	17.5		-	23.7	F			
22.1	25.0	26.0	22.6	20.9	-	25.8	T			
25.6	28.0	22.9	18.8		-	25.9	M	5		
21.5	20.0	20.5			-	21.3	F			
25.3	26.3	27.8	20.1		-	26.4	T			
38.5	38.0	42.9	45.3	58.3	-	47.0	M			
32.0	32.3	28.6	32.6	44.3#	-	34.3	F			
18.3	37.7	44.3	45.2	58.0	-	46.6	T			

TAB.D9

GROSS MONTHLY PAY(CORRECTED)  
OF FULL-TIME EMPLOYEES :  
MEAN(M) AND COEFFICIENT OF  
VARIATION(CV) ACCORDING TO  
ACTIVITY,SEX , QUALIFICATION AND  
LENGTH OF SERVICE IN ENTERPRISE

ACTIVITY	NACE	Q U A L I F I C A T I O N	S E X	LENGTH OF SERVICE IN ENTERPRISE (COMPLETED YEARS)								
				< 2	2 4	5 8	10 19	>= 20	(*)	TOT. ENS.		
CLOTHING	645	1A	M	.	.	.	783702#	.	.	646185#		
			F	.	.	.	759701#	.	.	606145#		
		1B	M	.	.	493347#	426647#	508002	.	.	466063	
			F	.	.	.	.	.	.	.	393324#	
		2	M	401419	448298#	478543	428501#	508002	.	.	456154	
			F	342566#	316093#	359854	402532	466190	.	.	392351	
		3	M	386543	337050	356180	387139	453784	.	.	346967	
			F	285471	285429	303054	339025	345851	.	.	311230	
		4	M	278827	268841	281435	291429	355542#	.	.	286792	
			F	283112	275437	294060	318911	349539	.	.	301303	
		5	M	229170	227700	238777	258443	278519	.	.	242557	
			F	208885	201812	216541	234329	251728	.	.	212247	
		T	M	211215	207044	223955	245953	269122	.	.	223193	
			F	186991	205421	202753	223984	242790	.	.	204606	
		FOOTWEAR, LEATHER GOODS	646	1A	M	178707	181249	196027	204050	.	.	184811
					F	181604	191154	199149	216879	243775	.	.
FURN. FABRICS, HOUSEHOLD TEXTILES	647	1B	M	230329	237202	253816	284207	327878	.	.	259360	
			F	196532	199943	219372	240760	281977	.	.	212146	
		2	M	209471	212565	233111	264632	314327	.	.	232125	
			F	.	.	.	.	.	.	.	.	
		3	M	.	.	.	.	.	.	.	554036#	
			F	.	.	.	.	.	.	.	537380#	
		4	M	394557#	408276	446537	429313	501004	.	.	447086	
			F	390043#	407742	434979	420887	500228	.	.	383158	
		5	M	210363#	231196#	277059	304587	299108	.	.	439369	
			F	240905#	231196#	271518	295967	302860	.	.	272245	
		T	M	191597	199584	224191	230355	256089	.	.	248882	
			F	183954	198465	208423	223859	255605	.	.	260883	
		5	M	185650	198734	214537	227020	255864	.	.	215661	
			F	160261	177269	183035	204772	.	.	.	200705	
		T	M	167448	171253	180343	.	.	.	.	205434	
			F	165767	173370	181811	203486	.	.	.	175956	
HOUSEHOLD FITMENTS, APPLIANCES	648/649	1A	M	204508	229141	266686	297027	399133	.	.	170408	
			F	180628	194853	214676	236883	276533	.	.	172295	
HOUSEHOLD FITMENTS, APPLIANCES	648/649	1B	M	186374	205889	237990	273182	366028	.	.	264225	
			F	.	.	.	.	.	.	.	199652	
		2	M	.	.	.	.	.	.	.	224462	
			F	.	.	.	.	.	.	.	.	
		3	M	.	.	.	.	.	.	.	456685	
			F	.	.	.	.	.	.	.	334712	
		4	M	215225	248296	249607	317790	.	.	.	345036	
			F	187271	208402	216236	274054	270783	.	.	337705	
		5	M	199919	224428	235559	264217	.	.	.	254949	
			F	182564	237182#	237300	.	.	.	.	210327	
		T	M	180982	223305	229540	.	.	.	.	235052	
			F	199079	270593	260586	287805	308239	.	.	211890	
		2	M	189232	209827	223105	276669	.	.	.	202388	
			F	195244	238255	246540	284834	284451	.	.	209214	
		3	M	.	.	.	.	.	.	.	261931	
			F	.	.	.	.	.	.	.	219900	
4	M	.	.	.	.	.	.	.	246109			
	F	.	.	.	.	.	.	.	527003#			
5	M	.	320442#	377317#	555681#	.	.	.	525660#			
	F	.	320442#	374922#	484749#	.	.	.	359242			
T	M	370075	400870	403785	370836	322039#	.	.	357546			
	F	.	.	.	385038#	.	.	.	363879			
3	M	373026	398741	397849	374354	325047#	.	.	377190			
	F	263089	288811	308075	293330	364696	.	.	365441			
4	M	283214#	270201	280394	281414	.	.	.	290879			
	F	266975	281687	298341	288928	367771	.	.	279724			
5	M	213429	211251	239452	244428	256276	.	.	287159			
	F	193689	205408	212537	213529	282603	.	.	226968			
T	M	204414	209448	230201	233944	259668	.	.	207046			
	F	172026	184900	200116	215759	236112	.	.	220205			
HOUSEHOLD FITMENTS, APPLIANCES	648/649	1A	M	168428	185073	202444	232401	.	.	189123		
			F	170840	184945	200541	216851	236944	.	.	179649	
T	M	200440	214810	245189	267747	287034	.	.	186779			
	F	184399	206572	222960	236362	303563	.	.	231607			
T	M	194751	212436	238845	260021	288850	.	.	208620			
	F	.	.	.	.	.	.	.	224967			

REMUNERATION MENSUELLE BRUTE  
CORRIGEE DES SALAIRES A TEMPS PLEIN:  
MOYENNE(M) ET COEFFICIENT DE VARIATION  
(CV) SELON L ACTIVITE, LE SEXE , LA  
QUALIFICATION ET L ANCIENNETE DANS  
L ENTREPRISE

CV

ANCIENNETE DANS L ENTREPRISE (ANNEES REVOLUES)						TOG. ENS.	SEXE	QUALIFICATION	NACE	ACTIVITE
< 2	2 - 4	5 - 9	10 - 19	>= 20	(°)					
			33.5#			38.9#	M	1A	645	ARTICLES D HABILLEMENT
			36.1#			42.0#	F			
		21.5#	31.4#	20.7		29.7	T	1B		
						27.7#	M			
	35.7#	22.6	29.9#	20.7		30.1	F			
22.7	30.7	25.3	23.9	24.7		27.9	M	2		
36.2#	26.3#	30.0#	21.9			27.1	F			
26.8	30.2	26.6	24.5	24.6		28.2	T	3		
27.1	24.1	23.8	25.0	25.3		26.3	M			
22.7	34.7	28.2	17.7	26.4#		27.4	F	4		
25.4	28.8	25.9	24.0	25.8		27.1	T			
27.0	23.3	23.7	22.1	18.1		24.3	M	5		
22.6	19.2	19.3	18.6	13.7		20.6	F			
25.5	20.9	21.6	21.2	17.6		23.3	T			
24.1	21.0	19.6	19.0	13.6		22.1	M	1A	646	CHAUSSURES, MAROQUINERIE
20.4	16.8	16.6	16.1			19.0	F			
22.0	20.0	18.2	18.7	14.6		21.2	T			
38.4	35.4	34.0	38.8	38.3		39.0	M	1A	647	TISSUS D AMEUBLEMENT
26.6	23.5	24.1	22.8	26.5		26.2	F			
33.6	30.3	30.1	34.8	36.5		35.1	T			
							M	1A	646	CHAUSSURES, MAROQUINERIE
							F			
						43.9#	T	1B		
							M			
						46.2#	F	2		
27.2#	21.7	25.3	22.3	20.8		24.3	T			
						25.4	M	3		
31.4#	21.1	26.3	22.5	20.4		24.9	F			
	30.5#	24.9#	21.1	21.0		28.6	T	3		
30.9#		13.9				25.4	M			
37.1#	31.4#	18.0	19.7	18.1		27.6	F	4		
27.1	23.6	23.2	13.2	12.6		23.3	T			
21.2	20.8	15.0	14.5	8.8		19.8	M	5		
22.8	21.5	19.3	13.9	11.0		21.4	F			
19.6	18.3	19.1	14.4			20.0	T			
16.3	14.4	13.7				15.7	M	1A	647	TISSUS D AMEUBLEMENT
17.2	16.0	16.9	14.6			17.4	F			
45.2	43.5	45.0	43.0	42.3		49.0	T			
24.4	22.9	20.6	23.3	22.9		25.0	M	1A	648/649	EQUIPEMENT DU FOYER
32.4	33.7	38.1	39.9	43.1		42.2	F			
							T			
							M	1A	647	TISSUS D AMEUBLEMENT
							F			
							T	1B		
							M			
							F	2		
							T			
						20.6	M	3		
			13.1			20.9	F			
						10.1	T			
						18.5	M	4		
20.0	29.7	21.1	21.9	20.8		24.3	F			
16.7	17.8	13.5	17.3			17.6	T			
19.8	25.7	20.1	22.1	20.2		24.2	M	5		
15.6	29.6#	21.4				24.7	F			
	14.4					19.1	T			
16.7	26.0	21.4				23.4	M	1A	648/649	EQUIPEMENT DU FOYER
22.0	36.9	26.5	26.2	27.8		31.7	F			
22.5	17.7	20.5	26.4			24.8	T			
22.4	33.3	25.9	26.3	28.2		31.0	M	1A	648/649	EQUIPEMENT DU FOYER
						47.1#	F			
							T	1A	648/649	EQUIPEMENT DU FOYER
						47.1#	M			
	20.0#	31.8#	33.1#			41.5	F	1B		
							T			
	20.0#	31.6#	41.8#			41.5	M			
21.5	23.8	25.0	22.2	37.9#		29.1	F	2		
			29.7#			24.1	T			
21.8	24.0	24.5	23.6	36.1#		28.5	M	3		
29.7	29.0	19.3	23.2	20.4		26.3	F			
25.7#	21.9	19.7	15.8			20.9	T			
29.0	26.8	19.9	21.0	22.3		24.8	M	4		
20.2	19.7	27.8	19.4	17.2		22.8	F			
17.1	15.3	18.7	19.3	22.4		18.9	T			
19.6	18.5	26.1	20.4	18.4		22.1	M	5		
19.3	22.3	25.0	24.6	18.8		24.3	F			
16.4	14.9	15.8	14.2			18.0	T			
18.4	20.6	23.6	24.1	19.5		23.1	M	1A	648/649	EQUIPEMENT DU FOYER
35.2	30.6	35.1	45.8	38.8		39.8	F			
23.6	21.8	24.3	24.2	25.4		26.0	T			
32.2	28.5	33.1	42.7	37.5		37.2	M			

TAB.D9

GROSS MONTHLY PAY(CORRECTED)  
OF FULL-TIME EMPLOYEES :  
MEAN(M) AND COEFFICIENT OF  
VARIATION(CV) ACCORDING TO  
ACTIVITY,SEX , QUALIFICATION AND  
LENGTH OF SERVICE IN ENTERPRISE

ACTIVITY	MACE	O U A L I F I C A T I O N	S E X	LENGTH OF SERVICE IN ENTERPRISE (COMPLETED YEARS)						T06. ENS.				
				< 2	2 4	5 8	10 19	>= 20	(*)					
BOOKS, NEWSPRS., STATIONERY, OFFICE SUPPS.	653	1A	M	-	-	805461#	778838	-	-	758659				
			F	-	-	81336T#	753507	823038#	-	757873				
			1B	M	-	-	628483#	585087	515662#	-	523188			
				F	-	-	-	-	-	-	-	-		
			2	M	455489	431420	628493#	580442	512288#	-	521504			
				F	-	-	385418#	434866	439245	-	424323			
			3	M	440954	428148	386040#	419913	439802	-	406524			
				F	311036	318579	346875	347632	363968	-	420814			
			4	M	301019	305156	338246	313072	344261	-	334660			
				F	308573	315036	344684	335813	358457	-	316754			
			5	M	246620	268851	281890	307621	326165	-	329765			
				F	209355	219505	236980	241712	237355	-	274984			
			T	M	228169	240805	260527	277183	282053	-	223853			
				F	206000	207848	234134	255620	263778	-	248824			
			OTHER RETAIL DISTRIBUTION	654/655	1A	M	-	-	697391#	840247	-	-	218895	
						F	-	-	-	-	-	-	187315	
						1B	M	-	618898#	687391#	843120	-	-	206744
							F	554683	531217	526802	570576	575518#	-	288088
						2	M	546930	520588	526802	575398	574798	-	228824
							F	436646	437598	443426	461380	484379	-	270247
3	M	433725				434965	435555	450931	486845	-	694698			
	F	311467				337937	346167	377162	412946	-	708662			
4	M	297036				308406	316474	334662	338166	-	548718			
	F	308712				332674	339876	367121	400778	-	524102#			
5	M	249108				248151	266806	282526	333748	-	546433			
	F	214287				228831	240082	258093	289747	-	452838			
T	M	236173				238686	257459	276111	325832	-	385223			
	F	199740				225163	238700	258027	291755	-	446684			
VARIOUS NON-FOOD PRODUCTS	656	1A				M	187006	206378	214031	238931	-	-	350621	
						F	194796	219461	233359	255793	288386	-	317729	
						1B	M	261544	276245	288555	325107	383568	-	344014
							F	212303	233826	246446	285110	344158	-	265503
						2	M	244893	261276	284710	316558	378004	-	234084
							F	-	-	-	-	-	-	255843
			3	M	-	-	-	-	-	-	228551			
				F	-	-	-	-	-	-	188488			
			4	M	556200	544363	590332	664621	701705	-	220277			
				F	563882	541050	587131	659654	688094	-	296475			
			5	M	426805	480054	515465	543118	567795	-	240404			
				F	428348	451143#	460048	491695	551546	-	280124			
			T	M	335024	388277	393731	412693	412556	-	664890			
				F	265251	313722	357919	365624	397144	-	641430			
			RETAIL TRADE	64/653- 656	1A	M	311784	367101	378266	385706	404244	-	626834	
						F	271672	291615	284412	320227	334856	-	547380#	
						1B	M	233755	256286	261337	280938	318901	-	622732
							F	246316	267174	270804	284322	327281	-	520791
						2	M	231402	252204	251866	283757	285475	-	488188
							F	217500	207351	188881	239279	-	-	517882
3	M	222957				235833	233634	275227	296859	-	380228			
	F	263087				310175	342311	387076	427441	-	300528			
4	M	226072				254165	264693	296114	368841	-	263507			
	F	240417				277678	285331	335724	401376	-	275266			
5	M	505872#				563518	589665	616507	664101	-	247735			
	F	491531				575169	507321	613510	668690	-	214285			
T	M	423812				404515	509696	608944	614725	-	231833			
	F	467186				379427#	447007	428638#	577732#	-	337779			
1B	M	428714				402837	504673	593188	611190	-	265872			
	F	403592				423558	452944	465492	426147	-	285827			
2	M	376554				374298	386508	413916	432460	-	581256			
	F	398636				416963	443911	457827	426904	-	531064#			
3	M	281284				320902	351926	344070	365828	-	577812			
	F	272456				273762	305822	325101	378652	-	510604			
4	M	278970	305215	336869	336441	370568	-	447652						
	F	236222	241693	262791	278039	282693	-	505180						
5	M	208076	225768	240841	258679	280736	-	439813						
	F	221450	233229	214500	268568	282145	-	397449						
T	M	189584	186676	186177	218674	245880	-	433752						
	F	187411	186676	209017	227661	242723	-	4331465						
T	M	188593	187138	209017	227661	242723	-	388391						
	F	226823	248489	287698	311844	335645	-	323570						
T	M	202295	221170	242988	271425	322751	-	256889						
	F	215472	236607	267145	296360	332564	-	244251						



TAB.D9

REMUNERATION MENSUELLE BRUTE  
CORRIGEE DES SALAIRES A TEMPS PLEIN:  
MOYENNE(M) ET COEFFICIENT DE VARIATION  
(CV) SELON L ACTIVITE, LE SEXE , LA  
QUALIFICATION ET L ANCIENNETE DANS  
L ENTREPRISE

CV

ANCIENNETE DANS L ENTERPRISE (ANNEES REVOLUES)						SEXE	QUALIFICATION	NACE	ACTIVITE	
< 2	2 - 4	5 - 9	10 - 19	>= 20	(*)					TOT. ENS.
		27.9#	25.0				33.6	M	1A 653	LIVRES, JOURN., PAPIER, EO. BUREAU
		26.4#	30.1	38.2#			33.8	F		
		30.1#	21.2	42.4#			35.6	T		
16.2	25.7	30.1#	20.4	39.2#			35.0	M	1B	
		30.1#	29.8	21.3			29.0	F	2	
			34.0#				27.2	T		
18.3	24.5	37.3#	31.4	20.9			28.8	M	3	
34.1	29.3	26.6	25.9	25.2			28.9	F		
27.2	20.6	23.0	22.7	20.7			23.4	T	3	
32.6	27.4	25.8	25.5	24.4			27.7	M	4	
29.4	25.0	25.0	23.7	28.8			27.8	F		
19.4	23.2	21.4	29.3	23.0			23.8	T	4	
27.1	26.3	25.3	28.6	31.5			28.3	M	5	
28.0	27.0	29.3	20.3	20.6			28.0	F		
17.3	21.1	18.8	17.4				20.0	T	5	
25.7	25.7	28.7	20.3	19.5			26.9	M		
40.9	40.8	47.9	41.7	46.0			45.9	F	T	
25.3	27.4	37.6	38.8	39.3#			34.6	T		
38.3	38.7	47.3	43.0	46.9			45.0	M	1A	654/655
		29.6#	21.3				34.2	F		AUTRES COMMERCE DE DETAIL
	37.0#	29.6#	19.8				33.1	T	1A	
30.0	29.0	32.4	26.0	28.4#			29.6	M	1B	
							36.6#	F		
30.2	30.2	32.4	28.2	28.4			30.3	T	2	
26.3	27.7	23.4	24.4	25.9			26.0	M		
							21.6	F	2	
26.9	27.4	24.0	24.5	26.0			26.2	T	3	
28.2	23.9	26.3	27.6	26.5			27.9	M		
16.2	22.0	25.7	16.1	18.8			20.9	F	3	
26.5	23.9	26.4	26.2	26.7			27.1	T	4	
26.6	22.9	24.3	24.3	28.0			26.4	M		
22.2	18.6	19.9	22.3	27.2			22.0	F	4	
26.4	21.6	23.6	24.2	28.4			25.9	T	5	
24.3	25.3	23.1	27.0	15.4			26.9	M		
22.0	21.8	16.3	18.4				22.2	F	5	
23.7	24.8	22.4	26.4	16.5			26.6	T		
40.7	38.3	38.1	40.4	36.0			40.9	M	T	
31.2	26.7	23.9	34.2	48.7			32.9	F		
39.9	36.5	36.7	39.8	37.6			40.5	T	1A	656
							29.3	M		PRODUITS DIVERS NON ALIMENT.
							32.0	F		
27.1	24.5	19.1	20.3	27.7			23.4	T	1B	
							26.1#	M		
26.2	24.5	19.0	21.1	28.7			23.7	F	2	
20.4	17.4	17.5	21.3	20.3			20.3	T		
	24.5#	17.7	21.3	20.4			22.0	M	2	
19.6	18.4	17.7	21.6	20.3			20.6	F		
21.5	16.6	18.6	17.9	17.7			18.7	T	3	
30.1	27.5	18.1	17.0	17.8			20.5	M		
26.2	21.7	19.0	18.5	17.9			20.1	F	3	
23.3	23.1	22.9	20.9	22.4			23.1	T	4	
23.9	22.8	20.7	20.7	17.2			22.3	M		
24.8	23.8	22.2	21.8	20.2			23.5	F	4	
21.7	22.0	22.3	21.5	18.7			23.0	T	5	
18.6	28.3	23.5	29.5				21.8	M		
20.2	25.7	25.8	23.7	17.8			23.7	F	5	
33.4	31.6	38.1	36.9	36.3			38.3	T		
23.3	25.9	23.8	24.8	24.8			27.1	M	T	
29.5	30.8	33.6	35.1	33.4			35.9	F		
39.0#	39.5	50.3	43.5	38.7			44.4	T	1A	64/653-656
							44.2#	M		COMMERCE DE DETAIL
40.1	37.6	49.8	43.7	38.7			44.4	F		
47.0	35.8	32.2	27.1	30.5			37.1	T	1B	
31.4	35.5#	25.1	40.2#	28.0#			34.9	M		
45.3	35.8	32.0	29.3	30.3			37.1	F	2	
24.2	25.4	25.7	27.1	34.3			27.9	T		
27.8	27.3	27.4	26.9	26.8			27.7	M	2	
25.8	26.0	26.4	27.4	33.4			28.1	F		
31.3	28.7	25.5	27.2	25.1			28.7	T	3	
29.1	29.1	25.8	21.3	21.4			28.8	M		
30.8	29.8	26.4	25.3	23.9			28.3	F	3	
26.2	26.8	26.7	24.8	23.2			28.7	T	4	
23.2	23.8	22.1	23.0	21.6			24.3	M		
25.7	25.6	24.8	24.1	22.8			26.0	F	4	
26.3	26.0	25.9	25.5	24.7			27.1	T	5	
23.1	20.7	18.3	20.5	26.0			22.2	M		
24.9	24.7	24.4	24.0	24.9			25.8	F		
38.8	36.8	39.9	43.4	42.0			42.7	T		
27.8	27.5	28.1	27.5	31.5			30.2	M		
35.2	34.1	36.5	38.7	39.9			39.4	F		

TAB.D10

INDEX OF MEAN GROSS MONTHLY PAY (CORRECTED) OF FULL-TIME EMPLOYEES ACCORDING TO ACTIVITY, SEX, QUALIFICATION AND LENGTH OF SERVICE

(PAY OF ALL FULL-TIME EES.=100)

INDICE DE LA REMUNERATION MENSUELLE BRUTE CORRIGEE MOYENNE DES SALAIRES A TEMPS PLEIN SELON L ACTIVITE, LE SEXE, LA QUALIFICATION ET L ANCIENNETE

(REM. DE L ENS. DES SAL. A TEMPS PLEIN = 100)

ACTIVITY	MACE	QUALIFICATION	SEX	LENGTH OF SERVICE IN ENTERPRISE (COMPLETED YEARS)								
				< 2	2	5	10	>=	(*)	100.		
				2	4	9	19	20		EMS.		
AGRIC. PRIMARY PROD., LIVE-STOCK, TEXT.	611	1A	M	-	-	-	110.3#	93.5#	-	-	100.0	
			F	-	-	-	-	-	-	-	100.0	
		1B	M	-	-	93.6#	96.4	93.6#	105.7	-	-	100.0
			F	-	-	-	-	-	-	-	-	100.0
		2	M	85.9#	109.8	88.0#	94.9	96.9	106.1	-	-	100.0
			F	-	-	-	-	-	-	-	-	100.0#
		3	M	85.8#	104.0#	87.9#	96.3	98.0	109.7	-	-	100.0
	F		82.6	97.7	96.3#	100.3	114.5	-	-	-	100.0	
	4	M	81.8	94.1	105.2	110.4	115.9	-	-	-	100.0	
		F	83.8	81.2	88.8	108.0	129.7	-	-	-	100.0	
	5	M	87.8	90.4	94.2	120.7	141.9	-	-	-	100.0	
		F	83.5	82.8	89.1	111.3	134.4	-	-	-	100.0	
	T	M	82.2	93.6	104.7	112.4	127.5	-	-	-	100.0	
		F	83.7	106.2	115.2	133.5	153.3	-	-	-	100.0	
FUELS, ORES, INDUSTRIAL CHEMICALS	612	1A	M	74.0	86.9	93.9	108.9	133.2	-	-	100.0	
			F	76.0	95.8	104.9	136.4	168.1	-	-	100.0	
		1B	M	72.1	87.7	95.0	116.3	141.8	-	-	100.0	
			F	-	87.0	85.2#	100.0#	120.9#	-	-	100.0	
		2	M	-	86.9	85.1#	100.4#	120.8#	-	-	100.0	
			F	93.2	92.1	84.3	106.1	115.4	-	-	100.0	
		3	M	93.5	91.0	94.1	106.1	115.3	-	-	100.0	
	F		88.9	91.6	101.1	107.7	113.1	-	-	100.0		
	4	M	92.8#	92.1#	95.9#	96.8	118.4	-	-	100.0		
		F	89.0	92.1	101.1	106.4	112.9	-	-	100.0		
	5	M	94.6	97.9	97.8	105.1	116.3	-	-	100.0		
		F	89.8	96.8	98.3	105.0	111.5	-	-	100.0		
	T	M	93.9	97.7	98.1	104.9	113.3	-	-	100.0		
		F	86.9	96.7	102.4	106.2	119.2	-	-	100.0		
TIMBER, BUILDING MATERIALS	613	1A	M	89.2	97.0	104.3	112.5	123.6	-	-	100.0	
			F	87.2	96.4	102.9	108.0	121.0	-	-	100.0	
		1B	M	91.1	97.8	102.5	110.2	128.1	-	-	100.0	
			F	93.6	101.4	107.9	113.9	-	-	100.0		
		2	M	91.1	98.2	104.2	111.9	130.3	-	-	100.0	
			F	83.8	94.2	99.6	109.6	142.0	-	-	100.0	
		3	M	84.2	94.6	103.8	117.0	147.1	-	-	100.0	
	F		83.2	93.7	100.8	111.7	144.0	-	-	100.0		
	MACHINERY, EQUIPMENTS, VEHICLES	614	1A	M	-	-	-	-	-	-	-	100.0#
				F	-	-	-	-	-	-	-	100.0
			1B	M	-	-	93.5#	104.3#	-	-	-	100.0
				F	-	-	-	-	-	-	-	100.0
			2	M	104.2	101.3	94.3#	105.2#	89.6#	-	-	100.0
				F	-	-	100.8	94.4	114.1#	-	-	100.0
3			M	106.1	103.0	96.3	94.8	116.3#	-	-	100.0	
	F	91.5	103.7	98.7	106.8	109.5#	-	-	100.0			
4	M	75.5#	92.2	98.6	108.3	121.1	-	-	100.0			
	F	90.4	102.3	98.5	106.5	111.7	-	-	100.0			
5	M	91.7	91.5	107.3	111.1	115.4	-	-	100.0			
	F	90.8	100.8	103.8	110.9	129.1	-	-	100.0			
MACHINERY, EQUIPMENTS, VEHICLES	614	1A	M	90.8	93.6	106.4	111.5	118.6	-	-	100.0	
			F	90.7	102.7	102.3	109.1	115.0	-	-	100.0	
		1B	M	96.0	104.0	104.1	106.5	-	-	100.0		
			F	90.9	102.6	103.5	108.8	117.3	-	-	100.0	
		2	M	88.3	97.5	102.7	113.3	118.2	-	-	100.0	
			F	84.7	95.4	108.3	117.6	164.0	-	-	100.0	
		3	M	87.2	96.9	103.9	114.4	124.9	-	-	100.0	
F	-		97.7#	96.4	105.8	-	-	100.0				
MACHINERY, EQUIPMENTS, VEHICLES	614	1A	M	-	98.2#	97.0	105.4	106.8#	-	-	100.0	
			F	84.6#	97.5	109.1	104.8	95.8#	-	-	100.0	
		2	M	85.2#	99.0	109.8	101.8	98.3#	-	-	100.0	
			F	98.0	99.4	98.5	103.2	100.1	-	-	100.0	
		3	M	96.5	99.1	109.2#	99.8	109.0	-	-	100.0	
			F	91.9	97.9	104.9	106.6	115.5	-	-	100.0	
		4	M	84.8	94.8	104.0	105.4	107.4	-	-	100.0	
F	91.9		97.6	104.5	105.6	109.1	-	-	100.0			
5	M	92.1	97.8	102.1	110.0	111.7	-	-	100.0			
	F	93.4	98.1	102.6	110.9	115.1	-	-	100.0			
T	M	92.1	97.7	102.4	111.0	113.7	-	-	100.0			
	F	90.3	99.4	111.8	111.6	116.6#	-	-	100.0			
T	M	95.1	101.6	105.9	118.7	-	-	100.0				
	F	90.9	100.1	112.2	115.1	120.2#	-	-	100.0			
T	M	84.6	97.0	106.2	115.7	120.9	-	-	100.0			
	F	84.9	97.1	106.0	120.4	134.9	-	-	100.0			
T	M	84.0	96.9	106.8	117.7	123.8	-	-	100.0			
	F	-	-	-	-	-	-	-	-	100.0		

TAB.D10

INDEX OF MEAN GROSS  
MONTHLY PAY (CORRECTED)  
OF FULL-TIME FEMALE EMPLOYEES  
ACCORDING TO ACTIVITY,  
QUALIFICATION AND LENGTH OF SERVICE  
(PAY OF FULL-TIME MALE EES.=100)

INDICE DE LA REMUNERATION  
MENSUELLE BRUTE CORRIGEE  
MOYENNE DES SALAIRES FEMININS  
A TEMPS PLEIN SELON L ACTIVITE,  
LA QUALIFICATION ET L ANCIENNETE  
(REM. DES SAL. MASC. A TEMPS PLEIN = 100)

ANCIENNETE DANS L ENTREPRISE (ANNEES REVOLUES)						TOG. ENS.	SEX E	QUALIFICATION	NACE	ACTIVITE
< 2	2 4	5 9	10 19	>= 20	(%)					
-	-	-	100.0#	100.0#	-	100.0	M	1A	611	MAT. PREM. AGR., ANIMAUX, TEXTILES
-	-	100.0#	100.0	100.0	-	100.0	F	1B		
100.0#	100.0	100.0#	100.0	100.0	-	100.0	M	2		
-	-	-	-	-	-	101.1#	F			
100.0	100.0	100.0#	100.0	100.0	-	100.0	M	3		
-	63.2#	85.8	88.6	81.3	-	78.6	F			
100.0	100.0	100.0	100.0	100.0	-	100.0	M	4		
87.4	92.8	88.4	93.2	91.2	-	83.4	F			
100.0	100.0	100.0	100.0	100.0	-	100.0	M	5		
81.8	91.1	98.3	95.4	96.5	-	80.3	F			
100.0	100.0	100.0	100.0	100.0	-	100.0	M	T		
76.0	81.6	82.7	91.9	93.4	-	74.1	F			
-	100.0	100.0#	100.0#	100.0#	-	100.0	M	1A	612	COMBUSTIBLES, MINERAIS, PR. CHIMIQUES
-	-	-	-	-	-	-	F			
100.0	100.0	100.0	100.0	100.0	-	100.0	M	1B		
-	-	-	-	-	-	103.3#	F			
100.0	100.0	100.0	100.0	100.0	-	100.0	M	2		
93.5#	90.1#	84.9#	80.5	93.8	-	88.6	F			
100.0	100.0	100.0	100.0	100.0	-	100.0	M	3		
88.9	92.6	94.1	93.5	89.7	-	93.6	F			
100.0	100.0	100.0	100.0	100.0	-	100.0	M	4		
95.4	93.1	94.5	98.4	96.2	-	92.8	F			
100.0	100.0	100.0	100.0	100.0	-	100.0	M	5		
92.3	93.1	94.6	92.8	-	-	89.8	F			
100.0	100.0	100.0	100.0	100.0	-	100.0	M	T		
86.2	86.1	89.3	91.5	88.8	-	85.7	F			
-	-	-	-	-	-	100.0#	M	1A	613	BOIS, MATERIAUX DE CONSTR.
-	-	-	-	-	-	-	F			
-	-	100.0#	100.0#	-	-	100.0	M	1B		
-	-	-	-	-	-	-	F			
100.0	100.0	100.0	100.0	100.0#	-	100.0	M	2		
-	-	-	-	-	-	81.0#	F			
100.0	100.0	100.0	100.0	100.0#	-	100.0	M	3		
74.2#	79.9	69.7	91.1	99.3	-	89.9	F			
100.0	100.0	100.0	100.0	100.0	-	100.0	M	4		
88.9	98.2	86.2	89.0	98.7	-	89.1	F			
100.0	100.0	100.0	100.0	100.0	-	100.0	M	5		
93.0	88.9	89.3	85.7	-	-	87.8	F			
100.0	100.0	100.0	100.0	100.0	-	100.0	M	T		
82.3	83.9	90.4	89.0	118.9	-	85.7	F			
-	100.0#	100.0	100.0	-	-	100.0	M	1A	614	MACHINES, VEHICULES
-	-	-	-	-	-	-	F			
100.0#	100.0	100.0	100.0	100.0#	-	100.0	M	1B		
-	-	-	-	-	-	91.0#	F			
100.0	100.0	100.0	100.0	100.0	-	100.0	M	2		
-	89.6	100.7#	87.8	98.9	-	90.8	F			
100.0	100.0	100.0	100.0	100.0	-	100.0	M	3		
83.6	87.9	89.9	89.6	84.3	-	90.6	F			
100.0	100.0	100.0	100.0	100.0	-	100.0	M	4		
87.7	86.7	86.9	87.1	89.1	-	86.5	F			
100.0	100.0	100.0	100.0	100.0#	-	100.0	M	5		
88.8	86.3	78.9	89.7	-	-	84.3	F			
100.0	100.0	100.0	100.0	100.0	-	100.0	M	T		
77.9	77.6	77.5	80.7	86.6	-	77.6	F			

TAB.D10

INDEX OF MEAN GROSS  
MONTHLY PAY (CORRECTED)  
OF FULL-TIME EMPLOYEES  
ACCORDING TO ACTIVITY, SEX,  
QUALIFICATION AND LENGTH OF SERVICE  
(PAY OF ALL FULL-TIME EES. = 100)

INDICE DE LA REMUNERATION  
MENSUELLE BRUTE CORRIGEE  
MOYENNE DES SALAIRES  
A TEMPS PLEIN SELON L'ACTIVITE, LE SEXE,  
LA QUALIFICATION ET L'ANCIENNETE  
(REM. DE L'ENS. DES SAL. A TEMPS PLEIN = 100)

ACTIVITY	NACE	Q U A L I F I C A T I O N	S E X	LENGTH OF SERVICE IN ENTERPRISE (COMPLETED YEARS)						TOG. ENS.						
				< 2	2 4	5 9	10 18	>= 20	(*)							
FURNITURE, HSEHD. GOODS, HARDWARE	615		1A	M	74.1#	101.1#	115.5	-	-	-	100.0					
				F	76.5#	102.0#	115.0	-	-	-	100.0					
				T	92.4#	99.5#	103.4	103.1	-	-	100.0					
				2	M	92.4#	97.3#	103.9	102.6	96.1#	-	100.0				
					F	87.7	102.9	100.3	106.2	101.1	-	100.0				
				3	M	87.5	-	-	-	-	-	100.0				
					F	87.3	104.1	100.3	105.1	103.6	-	100.0				
				4	M	95.6	97.4	101.7	102.3	106.7	-	100.0				
					F	85.2	95.9	102.5	115.0	125.7#	-	100.0				
				5	M	92.1	97.0	102.1	104.9	110.9	-	100.0				
					F	91.4	98.3	102.5	107.7	111.4	-	100.0				
				T	M	89.8	98.3	100.7	115.8	131.5	-	100.0				
					F	91.1	97.2	101.9	110.6	116.8	-	100.0				
				TEXTILES, CLOTH- ING, FOOTWR. LEATHERWARE	616		1A	M	94.4	94.0	102.9	112.8	111.8	-	100.0	
								F	96.9	100.3	103.7	112.4	-	-	100.0	
								T	94.0	95.4	104.4	114.5	115.0	-	100.0	
								2	M	88.6	94.7	101.4	111.9	125.7	-	100.0
									F	89.1	97.3	103.3	121.5	154.9	-	100.0
								3	M	87.7	94.5	102.6	115.2	132.6	-	100.0
									F	98.2#	92.4#	-	111.6#	-	-	100.0
4	M	98.2#	82.4#					-	111.6#	-	-	100.0				
	F	103.4#	97.2#					99.6	-	128.8#	-	100.0				
5	M	-	-					-	-	-	-	100.0#				
	F	102.4#	99.0#					98.7	-	128.2#	-	100.0				
T	M	87.4	101.1					98.0	108.3	109.9	-	100.0				
	F	98.0	85.3#					100.5#	116.5#	-	-	100.0				
3	M	89.1	96.2					98.5	111.0	113.2	-	100.0				
	F	84.6	102.5					97.8	106.1	104.6	-	100.0				
4	M	85.2	94.4					97.4	107.7	116.7	-	100.0				
	F	84.8	100.0					96.8	107.0	108.3	-	100.0				
5	M	89.3	94.3					98.9	111.4	116.6	-	100.0				
	F	92.4	97.6					102.6	105.7	116.4	-	100.0				
T	M	90.7	95.6					100.5	110.2	117.7	-	100.0				
	F	88.2	98.6	104.8	117.2	119.7	-	100.0								
FOOD, DRINK, TOBACCO	617		1A	M	94.6	101.6	105.7	104.6	-	-	100.0					
				F	91.0	99.7	105.2	114.5	122.3	-	100.0					
				T	87.6	93.8	99.3	113.3	119.4	-	100.0					
				2	M	89.8	96.0	103.4	110.2	133.0	-	100.0				
					F	88.3	93.8	100.5	114.4	126.0	-	100.0				
				3	M	100.7#	-	99.7#	122.3#	-	-	100.0				
					F	98.1#	-	97.6#	119.7#	-	-	100.0				
				4	M	100.2#	97.0	105.1#	105.9#	-	-	100.0				
					F	-	-	-	-	-	-	100.0				
				5	M	101.5	97.6	105.6#	102.8#	90.0#	-	100.0				
					F	94.6	105.4	85.9	103.2	114.3	-	100.0				
				T	M	-	93.8#	106.6#	105.3#	-	-	100.0				
					F	93.7	103.9	88.0	103.4	114.3	-	100.0				
				3	M	96.6	104.2	96.6	98.1	107.3	-	100.0				
					F	91.9	92.6	101.4	108.8	112.1	-	100.0				
				4	M	96.0	102.5	97.4	99.8	108.2	-	100.0				
					F	93.4	98.7	103.3	106.7	114.2	-	100.0				
				5	M	92.5	102.7	101.6	111.4	123.0	-	100.0				
					F	92.4	99.9	103.0	108.7	118.2	-	100.0				
				T	M	92.7	102.1	105.0	106.7	105.5	-	100.0				
F	95.8	102.4	111.5		117.1	119.4#	-	100.0								
T	M	92.4	102.9	108.5	111.7	111.2	-	100.0								
	F	89.9	99.9	103.2	108.3	124.2	-	100.0								
TOBACCO PRODUCTS	617.6		1A	M	90.9	102.4	109.1	121.9	153.8#	-	100.0					
				F	88.0	101.1	106.1	113.6	132.9	-	100.0					
				2	M	-	-	-	-	-	-	100.0				
					F	-	-	-	-	-	-	100.0				
				3	M	-	-	-	-	-	-	100.0				
					F	-	-	-	-	-	-	100.0				
				4	M	-	-	-	-	-	-	100.0				
					F	-	-	-	-	-	-	100.0				
				5	M	-	-	-	-	-	-	100.0				
					F	-	-	-	-	-	-	100.0				
				T	M	-	-	-	-	-	-	100.0				
					F	-	-	-	-	-	-	100.0				

INDEX OF MEAN GROSS  
MONTHLY PAY (CORRECTED)  
OF FULL-TIME FEMALE EMPLOYEES  
ACCORDING TO ACTIVITY,  
QUALIFICATION AND LENGTH OF SERVICE  
(PAY OF FULL-TIME MALE EES.=100)

INDICE DE LA REMUNERATION  
MENSUELLE BRUTE CORRIGEE  
MOYENNE DES SALAIRES FEMININS  
A TEMPS PLEIN SELON L ACTIVITE,  
LA QUALIFICATION ET L ANCIENNETE  
(REM. DES SAL. MASC. A TEMPS PLEIN = 100)

ANCIENNETE DANS L ENTREPRISE (ANNEES REVOLUES)						TOG. EMS.	S E X E	Q U A L I F I C A T I O N	M A C E	A C T I V I T E	
< 2	2 - 4	5 - 9	10 - 19	>= 20	(*)						
100.0#	100.0#	100.0	.	.	-	100.0	M	1A	615	MEUBLES, ART. MENAGERS QUINCAILLERIE	
.	.	.	.	.	-	.	F	1B			
100.0#	100.0#	100.0	100.0	.	-	100.0	M	2			
91.0	.	.	100.0	100.0	-	91.2	F	3			
100.0	100.0	100.0	100.0	100.0	-	100.0	M	4			
75.3	83.2	85.2	95.1	98.5#	-	84.5	F	5			
100.0	100.0	100.0	100.0	100.0	-	100.0	M	T			
86.4	87.9	86.3	94.4	103.6	-	87.8	F	1A	616		TEXTILE, HABILLEMENT, CHAUSSURES
100.0	100.0	100.0	100.0	100.0	-	100.0	M	1B			
90.0	94.4	89.0	88.1	100.0	-	88.4	F	2			
100.0	100.0	100.0	100.0	100.0	-	100.0	M	3			
82.0	83.8	83.1	88.6	100.5	-	81.6	F	4			
100.0#	100.0#	.	100.0#	.	-	100.0	M	5			
.	.	.	.	100.0#	-	100.0	F	T			
100.0	100.0	100.0	100.0	100.0	-	100.0	M	1A	617	PRODUITS ALIM., BOISSONS, TABAC	
93.3	70.2#	85.3#	89.4#	100.0	-	83.2	F	1B			
100.0	100.0	100.0	100.0	100.0	-	100.0	M	2			
91.1	83.2	89.9	91.6	100.8	-	90.3	F	3			
100.0	100.0	100.0	100.0	100.0	-	100.0	M	4			
95.3	95.3	95.5	87.4	91.9	-	82.1	F	5			
100.0	100.0	100.0	100.0	100.0	-	100.0	M	T			
100.0	96.1	94.0	83.1	.	-	93.2	F	1A	617.6		PRODUITS DU TABAC
86.1	86.0	87.5	81.8	93.6	-	84.0	M	1B			
100.0#	.	100.0#	100.0#	.	-	100.0	M	2			
100.0#	100.0	100.0#	100.0#	.	-	100.0	F	3			
100.0	100.0	100.0	100.0	100.0	-	100.0	M	4			
.	87.8#	122.4#	100.7#	.	-	98.7	F	5			
100.0	100.0	100.0	100.0	100.0	-	100.0	M	T			
84.3	78.7	92.9	98.3	92.5	-	88.8	F	1A			
100.0	100.0	100.0	100.0	100.0	-	100.0	M	1B			
85.4	89.7	84.9	90.0	92.9	-	86.3	F	2			
100.0	100.0	100.0	100.0	100.0	-	100.0	M	3			
89.6	87.0	92.1	95.1	98.1#	-	86.7	F	4			
100.0	100.0	100.0	100.0	100.0	-	100.0	M	5			
81.0	82.2	84.7	90.2	99.3#	-	80.1	F	T			
.	.	.	.	.	-	.	M	1A			
.	.	.	.	.	-	.	F	1B			
.	.	.	.	.	-	.	M	2			
.	.	.	.	.	-	.	F	3			
.	.	.	.	.	-	.	M	4			
.	.	.	.	.	-	.	F	5			
.	.	.	.	.	-	.	M	T			

TAB.D10

INDEX OF MEAN GROSS MONTHLY PAY (CORRECTED) OF FULL-TIME EMPLOYEES ACCORDING TO ACTIVITY, SEX, QUALIFICATION AND LENGTH OF SERVICE

(PAY OF ALL FULL-TIME EES.=100)

INDICE DE LA REMUNERATION MENSUELLE BRUTE CORRIGEE MOYENNE DES SALARIES A TEMPS PLEIN SELON L ACTIVITE, LE SEXE, LA QUALIFICATION ET L ANCIENNETE

(REM. DE L ENS. DES SAL. A TEMPS PLEIN = 100)

ACTIVITY	MACE	Q U A L I F I C A T I O N	S E X	LENGTH OF SERVICE IN ENTERPRISE (COMPLETED YEARS)						TOG. ENS.			
				< 2	2 4	5 9	10 19	>= 20	(°)				
PHARMACEUTICAL, MEDICAL GDS., CLEANING MAT.	618	1A	M		106.8#		89.7#			100.0			
			F		107.9#	122.7#	89.1#			100.0			
	1B	M	108.4#	88.9#		116.9#	102.3#			100.0			
		F								100.0#			
	2	M	102.1#	88.0#	103.9#	115.1#	102.6			100.0			
		F	85.9	100.5	101.6	108.7	102.2			100.0			
	3	M				95.1#				100.0			
		F	88.3	101.8	101.9	105.5	98.0			100.0			
	4	M	102.8	93.5	97.8	99.2	107.8			100.0			
		F	84.5	97.6	101.0	101.6	110.5			100.0			
	5	M	97.8	94.5	98.3	100.6	107.6			100.0			
		F	93.9	80.9	103.7	104.3	119.7			100.0			
	T	M	94.3	93.5	104.9	107.2	111.9			100.0			
		F	92.7	92.0	104.4	106.3	118.1			100.0			
	PHARMACEUTICALS	618.1	1A	M							100.0#		
				F							100.0#		
			1B	M								100.0#	
				F								100.0#	
			2	M					83.9#			100.0	
				F								100.0	
3			M	117.7#	113.6#		104.7#	85.3#			100.0		
			F		90.8#		95.1	107.4			100.0		
4			M	108.4#	92.3	88.5#	97.8	107.8			100.0		
			F	92.2	86.8	103.7	106.1	123.5#			100.0		
5			M	95.4	90.9	104.0	108.0	115.0			100.0		
			F	91.5	88.2	105.3	107.6	120.2#			100.0		
T			M	93.8	97.2	106.0	108.4	126.8			100.0		
			F	94.9	89.2	102.2	106.7				100.0		
OTHER WHOLESALE DISTRIBUTION			619	1A	M							100.0	
					F							100.0	
				1B	M	75.6#	85.7#	111.1	103.8	136.3#			100.0
					F	95.6	92.9	104.0	101.6	112.0			100.0
				2	M	94.9	93.8	103.8	101.3	112.9			100.0
					F	93.7	92.9	101.4	108.7	112.9			100.0
	3	M			101.9	97.0	100.9				100.0		
		F		94.0	94.1	101.1	107.0	112.1			100.0		
	4	M		92.9	98.1	100.7	108.4	104.3			100.0		
		F		92.3	97.6	105.7	97.8	105.0			100.0		
	5	M		93.8	96.3	101.4	105.6	104.1			100.0		
		F		92.4	98.6	102.5	106.7	113.3			100.0		
	T	M		91.7	98.3	103.5	109.9	118.9			100.0		
		F		92.0	98.0	103.1	108.4	117.3			100.0		
	PAPER, BOOKS, STATIONERY, NEWSPAPERS	619.1/2		1A	M							100.0	
					F							100.0	
				1B	M								100.0
					F								100.0
				2	M								100.0
					F								100.0
3			M								100.0#		
			F								100.0		
4			M								100.0#		
			F		91.5		109.7#				100.0		
5			M	89.4#	91.6	101.8#	111.2#				100.0		
			F	88.8	98.7	104.2	108.2				100.0		
T			M	86.4							100.0		
			F	86.8	101.1	103.4	112.0				100.0		
T			M	88.5#	91.2	111.3#	109.3#				100.0		
			F	85.0	98.8	100.7	113.3				100.0		
					86.9	94.9	104.6	111.5	133.3		100.0		

INDEX OF MEAN GROSS  
MONTHLY PAY (CORRECTED)  
OF FULL-TIME FEMALE EMPLOYEES  
ACCORDING TO ACTIVITY,  
QUALIFICATION AND LENGTH OF SERVICE  
(PAY OF FULL-TIME MALE EES.=100)

INDICE DE LA REMUNERATION  
MENSUELLE BRUTE CORRIGEE  
MOYENNE DES SALAIRES FEMININS  
A TEMPS PLEIN SELON L ACTIVITE,  
LA QUALIFICATION ET L ANCIENNETE  
(REM. DES SAL. MASC. A TEMPS PLEIN = 100)

ANCIENNETE DANS L ENTREPRISE (ANNEES REVOLUES)							SEX E	Q U A L I F I C A T I O N	NACE	ACTIVITE
< 2	2 - 4	5 - 9	10 - 19	>= 20	(*)	TOT. ENS.				
-	100.0#	-	100.0#	-	-	100.0	M F	1A	618	PR. PHARM., MEDICAUX, D ENTRETIEN
100.0#	100.0#	-	100.0#	100.0#	-	100.0 103.4#	M F	1B		
100.0	100.0	100.0	100.0	100.0	-	100.0 81.5	M F	2		
100.0 71.7	100.0 91.0	100.0 90.0	100.0 89.2	100.0 89.4	-	100.0 87.2	M F	3		
100.0 87.5	100.0 89.6	100.0 88.1	100.0 89.6	100.0 81.4	-	100.0 87.1	M F	4		
100.0 94.7	100.0 96.4	100.0 90.7	100.0 94.6	100.0 86.5	-	100.0 84.0	M F	5		
100.0 87.0	100.0 84.8	100.0 82.5	100.0 81.4	100.0 78.5	-	100.0 82.5	M F	T		
-	-	-	-	-	-	100.0#	M F	1A	618.1	PRODUITS PHARM.
-	-	-	-	-	-	100.0#	M F	1B		
-	-	-	-	100.0#	-	100.0	M F	2		
100.0#	100.0#	-	100.0	100.0	-	100.0 86.2	M F	3		
100.0 87.6	100.0 88.6	100.0 84.9	100.0 86.1	100.0# 78.7	-	100.0 84.8	M F	4		
100.0 95.6	100.0 96.4	100.0 91.1	100.0 93.0	100.0	-	100.0 94.4	M F	5		
100.0 90.1	100.0 87.3	100.0 88.8	100.0 80.7	100.0 76.9	-	100.0 84.7	M F	T		
100.0#	100.0#	100.0	100.0	100.0#	-	100.0	M F	1A	619	AUTRES COMMERCE DE GROS
100.0	100.0	100.0	100.0	100.0	-	100.0 85.1	M F	1B		
100.0	100.0	100.0	100.0	100.0	-	100.0	M F	2		
100.0 87.8	100.0 86.9	100.0 91.7	100.0 78.8	100.0 88.0	-	100.0 87.4	M F	3		
100.0 84.2	100.0 84.5	100.0 85.7	100.0 87.4	100.0 89.1	-	100.0 84.9	M F	4		
100.0 82.9	100.0 90.5	100.0 84.8	100.0 85.2	100.0	-	100.0 84.3	M F	5		
100.0 72.5	100.0 78.4	100.0 74.6	100.0 74.7	100.0 77.0	-	100.0 73.9	M F	T		
-	-	-	-	-	-	-	M F	1A	619.1/2	PAPIER, LIVRES, JOURNEAUX
-	-	-	-	-	-	-	M F	1B		
-	-	-	-	-	-	-	M F	2		
-	-	-	-	-	-	100.0#	M F	3		
-	83.3	-	89.1#	-	-	100.0# 94.2	M F	4		
100.0 83.5	100.0	100.0	100.0	-	-	100.0 85.8	M F	5		
100.0# 80.7	100.0 91.0	100.0# 76.1	100.0# 87.1	-	-	100.0 84.0	M F	T		

TAB.D10

INDEX OF MEAN GROSS MONTHLY PAY (CORRECTED) OF FULL-TIME EMPLOYEES ACCORDING TO ACTIVITY, SEX, QUALIFICATION AND LENGTH OF SERVICE

(PAY OF ALL FULL-TIME EES. = 100)

INDICE DE LA REMUNERATION MENSUELLE BRUTE CORRIGEE MOYENNE DES SALAIRES A TEMPS PLEIN SELON L ACTIVITE, LE SEXE, LA QUALIFICATION ET L ANCIENNETE

(REM. DE L ENS. DES SAL. A TEMPS PLEIN = 100)

ACTIVITY	NACE	Q U A L I F I C A T I O N	S E X	LENGTH OF SERVICE IN ENTERPRISE (COMPLETED YEARS)						TOG. ENS.	
				< 2	2 -4	5 -9	10 -19	>= 20	(*)		
WHOLESALE TRADE	61	1A	M	84.5	92.1	95.8	107.6	115.3	-	100.0	
			F	84.8	92.4	96.3	107.0	113.8	-	100.0#	
		1B	M	94.4	95.2	102.9	102.8	103.1	-	100.0	
			F	88.8#	100.2#	100.5#	94.0	113.9#	-	100.0	
		2	M	94.5	95.5	102.9	101.9	103.8	-	100.0	
			F	92.1	99.6	97.8	102.7	108.7	-	100.0	
		3	M	87.2	94.2	97.2	103.2	116.0	-	100.0	
			F	91.7	99.1	97.8	102.7	109.4	-	100.0	
		4	M	92.4	99.1	99.2	103.5	111.9	-	100.0	
			F	85.3	94.6	101.5	106.9	112.9	-	100.0	
		5	M	91.6	98.4	99.5	104.1	111.7	-	100.0	
			F	90.0	94.6	101.6	109.2	121.5	-	100.0	
	T	M	91.5	97.7	102.5	111.7	120.3	-	100.0		
		F	90.1	95.1	101.8	110.9	123.9	-	100.0		
	FOOD, DRINK, TOBACCO	641/642	1A	M	90.2	98.1	104.4	111.8	123.7	-	100.0
				F	93.3	102.5	108.1	116.8	126.0	-	100.0
			1B	M	90.2	99.3	106.2	115.0	127.7	-	100.0
				F	84.9	94.8	102.4	112.7	130.1	-	100.0
			2	M	85.7	97.4	106.4	120.8	145.3	-	100.0
				F	83.9	95.0	103.8	116.3	136.0	-	100.0
			3	M	.	.	106.2#	92.1#	.	-	100.0
				F	.	.	107.1#	90.7#	106.4#	-	100.0
			4	M	79.6#	97.2#	97.5#	104.4#	110.8#	-	100.0
				F	79.9#	90.9#	98.9#	106.3#	113.7#	-	100.0
5			M	92.5	100.5	104.7	102.2	93.7	-	100.0	
			F	93.7	98.1	105.3	102.2	95.0	-	100.0	
6	M	77.6	97.6	114.4	108.9	101.1	-	100.0			
	F	87.8#	95.3	94.8	118.3	140.7#	-	100.0			
7	M	79.4	96.8	110.3	110.4	106.7	-	100.0			
	F	92.9	98.4	103.7	105.8	106.1	-	100.0			
8	M	90.5	100.0	104.7	107.0	118.2	-	100.0			
	F	91.9	98.5	103.7	108.0	111.3	-	100.0			
9	M	94.6	101.2	103.3	111.3	108.3	-	100.0			
	F	98.1	97.7	106.2	113.2	113.2	-	100.0			
T	M	95.7	99.5	104.7	112.9	113.7	-	100.0			
	F	85.3	87.7	109.4	112.5	117.2	-	100.0			
DISPENSING CHEMISTS	643	1A	M	89.7	100.2	108.0	113.2	130.1	-	100.0	
			F	86.4	97.7	109.0	115.3	123.3	-	100.0	
		1B	M	.	.	.	.	.	-	100.0	
			F	97.8	92.1	103.4	109.6	.	-	100.0	
		2	M	96.7	90.8	104.6	104.7	.	-	100.0	
			F	97.3	100.0	106.6	117.9	.	-	100.0	
		3	M	94.3	101.2	102.2	112.9	.	-	100.0	
			F	94.3	101.2	110.5	110.5	91.5	-	100.0	
		4	M	113.5#	126.0#	135.5	114.9#	.	-	100.0	
			F	112.8	92.5#	119.0	98.4	.	-	100.0	
		5	M	111.3	91.8#	95.3	106.8	.	-	100.0	
			F	92.7	107.4	110.1	113.8	120.7	-	100.0	
6	M	102.2	87.5	103.6	114.8	99.4	-	100.0			
	F	98.4	95.6	114.8	114.8	.	-	100.0			
7	M	92.2	103.6	111.4	114.4	.	-	100.0			
	F	87.1	108.7	110.5	96.9	97.8#	-	100.0			
T	M	86.6	106.3	103.7	119.0	125.8	-	100.0			
	F	97.5	104.2	110.4	108.7	111.0#	-	100.0			
MEDICAL GOODS, COSMETICS, CLEANING MAT.	644	1A	M	98.9	92.6	97.0	101.7	.	-	100.0	
			F	.	.	.	.	.	-	100.0	
		1B	M	.	.	97.0	101.7	.	-	100.0	
			F	.	75.7	103.1	101.2	122.2	-	100.0	
		2	M	87.5	77.1	104.8	102.1	120.4	-	100.0	
			F	101.8	95.1	96.3	107.8	.	-	100.0	
		3	M	98.9	94.3	97.7	106.7	.	-	100.0	
			F	89.7	92.8	107.0	111.1	.	-	100.0	
		4	M	99.3	106.6	101.0	92.2	95.2#	-	100.0	
			F	92.7	97.2	107.0	103.6	95.1#	-	100.0	
		5	M	87.6	97.7	100.4	115.6	101.1	-	100.0	
			F	93.4	97.7	102.7	119.7	.	-	100.0	
6	M	90.0	96.8	101.7	120.1	104.7	-	100.0			
	F	94.9	93.6	111.2	112.4	.	-	100.0			
T	M	97.9	103.9	92.7	.	.	-	100.0			
	F	94.0	97.5	107.6	116.3	.	-	100.0			
7	M	81.5	86.4	110.1	119.4	128.0	-	100.0			
	F	89.2	89.0	102.8	121.4	125.1#	-	100.0			
8	M	82.5	80.4	109.2	124.7	129.2	-	100.0			
	F	.	.	.	.	.	-	100.0			



TAB.D10

INDEX OF MEAN GROSS  
MONTHLY PAY (CORRECTED)  
OF FULL-TIME FEMALE EMPLOYEES  
ACCORDING TO ACTIVITY,  
QUALIFICATION AND LENGTH OF SERVICE  
(PAY OF FULL-TIME MALE EES.=100)

INDICE DE LA REMUNERATION  
MENSUELLE BRUTE CORRIGEE  
MOYENNE DES SALAIRES FEMININS  
A TEMPS PLEIN SELON L ACTIVITE,  
LA QUALIFICATION ET L ANCIENNETE  
(REM. DES SAL. MASC. A TEMPS PLEIN = 100)

ANCIENNETE DANS L ENTREPRISE (ANNEES REVOLUES)						TOG. ENS.	SEXE	O U A L I F I C A T I O N	NACE	ACTIVITE
< 2	2 - 4	5 - 9	10 - 19	>= 20	(*)					
100.0	100.0	100.0	100.0	100.0	-	100.0 87.7#	M F	1A	61	COMMERCE DE GROS
100.0 86.2#	100.0 96.5#	100.0 88.5#	100.0 83.8	100.0 101.3#	-	100.0 81.8	M F	1B		
100.0 85.6	100.0 85.5	100.0 89.9	100.0 90.9	100.0 96.5	-	100.0 90.5	M F	2		
100.0 81.8	100.0 84.6	100.0 90.6	100.0 91.5	100.0 89.5	-	100.0 88.8	M F	3		
100.0 88.2	100.0 89.6	100.0 87.6	100.0 88.7	100.0 85.9	-	100.0 88.8	M F	4		
100.0 89.3	100.0 90.2	100.0 89.4	100.0 90.2	100.0 87.9	-	100.0 88.3	M F	5		
100.0 79.8	100.0 81.2	100.0 82.1	100.0 84.8	100.0 88.3	-	100.0 79.0	M F	T		
.	.	100.0#	100.0#	.	-	100.0	M F	1A	641/642	PR. ALIMENTAIRES, BOISSONS, TABAC
100.0#	100.0#	100.0#	100.0#	100.0#	-	100.0 56.8#	M F	1B		
100.0	100.0 72.4#	100.0	100.0	100.0	-	100.0 77.7	M F	2		
100.0 88.7#	100.0 76.6	100.0 65.0	100.0 85.2	100.0 109.1#	-	100.0 78.4	M F	3		
100.0 85.3	100.0 88.9	100.0 88.4	100.0 88.6	100.0 97.5	-	100.0 87.5	M F	4		
100.0 86.3	100.0 89.8	100.0 85.4	100.0 94.5	100.0	-	100.0 82.9	M F	5		
100.0 87.8	100.0 85.7	100.0 82.4	100.0 84.0	100.0 92.7	-	100.0 83.5	M F	T		
.	.	.	.	.	-	100.0	M F	1A	643	PHARMACIES
100.0 88.6	100.0	100.0	100.0	.	-	100.0 100.8	M F	1B		
100.0 91.5	100.0 92.3	100.0	100.0 85.3	.	-	100.0 91.9	M F	2		
100.0# 84.3	100.0# 62.3#	100.0 104.0	100.0 106.5#	.	-	100.0 84.8	M F	3		
100.0 76.8	100.0 56.7	100.0 80.5	100.0	.	-	100.0 69.7	M F	4		
100.0 78.8	100.0 87.5	100.0 80.9	100.0	.	-	100.0 83.4	M F	5		
100.0 80.7	100.0 68.1	100.0 91.2	100.0 103.3	100.0#	-	100.0 79.5	M F	T		
.	.	100.0	100.0	.	-	100.0	M F	1A	644	ART. MEDICAUX, PRODUITS D'ENTRETIEN
.	100.0	100.0	100.0	100.0	-	100.0 80.8	M F	1B		
100.0	100.0	100.0	100.0	.	-	100.0 86.2	M F	2		
100.0 85.5	100.0 88.1	100.0 81.5	100.0 71.6	73.8#	-	100.0 86.3	M F	3		
100.0 92.1	100.0 86.4	100.0 88.3	100.0 89.5	100.0	-	100.0 86.4	M F	4		
100.0 85.1	100.0 91.5	100.0 68.7	100.0	.	-	100.0 82.5	M F	5		
100.0 80.6	100.0 84.4	100.0 68.7	100.0 74.9	100.0 72.0#	-	100.0 73.7	M F	T		

TAB.D10

INDEX OF MEAN GROSS  
MONTHLY PAY (CORRECTED)  
OF FULL-TIME EMPLOYEES  
ACCORDING TO ACTIVITY, SEX,  
QUALIFICATION AND LENGTH OF SERVICE  
(PAY OF ALL FULL-TIME EES.=100)

INDICE DE LA REMUNERATION  
MENSUELLE BRUTE CORRIGEE  
MOYENNE DES SALARIES  
A TEMPS PLEIN SELON L ACTIVITE, LE SEXE,  
LA QUALIFICATION ET L ANCIENNETE  
(REM. DE L EMS. DES SAL. A TEMPS PLEIN = 100)

ACTIVITY	NACE	Q U A L I F I C A T I O N	S E X	LENGTH OF SERVICE IN ENTERPRISE (COMPLETED YEARS)							
				<	2	5	10	>=	(*)	TOT.	
				2	4	9	19	20		ENS.	
CLOTHING	645	1A	M	-	-	-	121.3#	-	-	100.0#	
			F	-	-	-	125.3#	-	-	100.0#	
		1B	M	-	-	105.9#	91.5#	109.0	-	-	100.0#
			F	-	-	-	-	-	-	-	100.0#
		2	M	102.3	88.3#	104.9	93.9#	111.4	-	-	100.0
			F	98.7#	87.0	91.7	102.6	118.8	-	-	100.0
		3	M	101.1	88.2	99.7#	98.8	-	-	-	100.0
			F	91.7	91.1#	93.2	101.3	110.7	-	-	100.0
		4	M	97.6	91.7	97.4	108.9	111.1	-	-	100.0
			F	94.0	88.2	93.2	101.3	110.7	-	-	100.0
		5	M	94.5	91.0	98.1	101.6	124.0#	-	-	100.0
			F	94.6	91.4	97.6	106.2	116.0	-	-	100.0
T	M	94.6	91.8	98.4	106.5	114.7	-	-	100.0		
	F	91.4	95.1	102.0	110.4	118.6	-	-	100.0		
FOOTWEAR, LEATHER GOODS	646	1A	M	96.7	92.8	100.3	110.2	120.6	-	-	100.0
			F	93.9	100.4	99.1	109.5	118.7	-	-	100.0
		1B	M	88.8	98.1	106.1	110.4	-	-	-	100.0
			F	92.6	98.8	102.9	112.1	126.0	-	-	100.0
		2	M	90.2	91.5	97.9	109.6	126.4	-	-	100.0
			F	90.2	94.2	103.4	113.5	132.8	-	-	100.0
		3	M	-	91.6	100.4	114.0	135.4	-	-	100.0
			F	-	-	-	-	-	-	-	100.0
		4	M	88.3#	91.3	99.9	96.0	112.1	-	-	100.0#
			F	88.8#	92.8	99.0	95.8	113.9	-	-	100.0
		5	M	84.5#	87.3#	95.2#	111.9	109.9	-	-	100.0
			F	92.3#	88.6#	111.3	-	-	-	-	100.0
T	M	88.8	92.5	104.1	113.4	116.1	-	-	100.0		
	F	91.7	98.9	103.8	106.8	118.7	-	-	100.0		
FURN. FABRICS, HOUSEHOLD TEXTILES	647	1A	M	90.4	96.7	104.4	110.5	124.5	-	-	100.0
			F	91.1	100.7	104.0	116.4	-	-	-	100.0
		1B	M	98.3	100.5	105.8	-	-	-	-	100.0
			F	96.2	100.6	105.5	118.1	-	-	-	100.0
		2	M	77.4	86.7	100.9	112.4	151.1	-	-	100.0
			F	90.5	97.6	107.5	118.6	138.5	-	-	100.0
		3	M	83.0	81.7	106.0	121.7	163.1	-	-	100.0
			F	-	-	-	-	-	-	-	100.0
		4	M	-	-	-	-	-	-	-	100.0
			F	-	-	-	-	-	-	-	100.0
		5	M	-	-	-	-	-	-	-	100.0
			F	-	-	-	-	-	-	-	100.0
HOUSEHOLD FITMENTS, APPLIANCES	648/649	1A	M	-	-	-	90.0	-	-	100.0	
			F	-	-	-	-	-	-	100.0	
		1B	M	-	-	-	-	-	-	-	100.0
			F	-	-	-	-	-	-	-	100.0
		2	M	84.4	97.8	97.9	94.1	-	-	-	100.0
			F	89.0	99.6	102.8	107.5	109.3	-	-	100.0
		3	M	85.1	95.5	100.2	111.2	112.8	-	-	100.0
			F	86.2	111.9#	112.0	-	-	-	-	100.0
		4	M	86.5	101.8	-	-	-	-	-	100.0
			F	86.5	106.7	108.7	-	-	-	-	100.0
		5	M	76.0	103.3	99.5	109.9	117.7	-	-	100.0
			F	86.1	95.5	101.5	125.8	-	-	-	100.0
T	M	79.3	96.8	100.2	115.7	119.6	-	-	100.0		
	F	-	-	-	-	-	-	-	100.0#		
1B	M	-	89.2#	105.0#	154.7#	-	-	-	100.0#		
	F	-	-	-	-	-	-	-	100.0		
2	M	101.7	89.6#	104.9#	135.6#	-	-	-	100.0		
	F	101.7	110.2	111.0	101.9	88.5#	-	-	100.0		
3	M	102.1	109.1	108.9	104.7#	-	-	-	100.0		
	F	90.4	99.3	105.9	102.4	88.9#	-	-	100.0		
4	M	101.2#	96.6	100.2	100.8	125.4	-	-	100.0		
	F	93.0	98.1	103.9	100.6	-	-	-	100.0		
5	M	94.0	93.1	105.5	107.7	112.9	-	-	100.0		
	F	93.5	99.2	102.7	103.1	136.5	-	-	100.0		
T	M	92.8	95.1	104.5	106.2	117.9	-	-	100.0		
	F	91.0	97.8	105.8	114.1	124.8	-	-	100.0		
T	M	93.8	103.0	112.7	129.4	-	-	-	100.0		
	F	91.5	99.0	107.4	116.1	126.9	-	-	100.0		
T	M	86.5	92.7	105.9	115.6	123.9	-	-	100.0		
	F	88.4	99.0	106.9	113.3	145.5	-	-	100.0		
T	M	86.6	84.4	106.2	115.6	128.4	-	-	100.0		
	F	-	-	-	-	-	-	-	100.0		

INDEX OF MEAN GROSS  
MONTHLY PAY (CORRECTED)  
OF FULL-TIME FEMALE EMPLOYEES  
ACCORDING TO ACTIVITY,  
QUALIFICATION AND LENGTH OF SERVICE  
(PAY OF FULL-TIME MALE EES.=100)

INDICE DE LA REMUNERATION  
MENSUELLE BRUTE CORRIGEE  
MOYENNE DES SALAIRES FEMININS  
A TEMPS PLEIN SELON L ACTIVITE,  
LA QUALIFICATION ET L ANCIENNETE  
(REM. DES SAL. MASC. A TEMPS PLEIN = 100)

ANCIENNETE DANS L ENTREPRISE (ANNEES REVOLUES)						SEX E	Q U A L I F I C A T I O N	MACE	ACTIVITE	
< 2	2 4	5 9	10 19	>= 20	(*) T06. ENS.					
-	-	-	100.0#	-	-	100.0#	M F	1A	645	ARTICLES D HABILLEMENT
-	-	-	-	-	-	-	M F	1B	-	
-	-	100.0#	100.0#	100.0	-	100.0	M F	2	-	
100.0	100.0	100.0	100.0	100.0	-	100.0	M F	3	-	
85.3#	92.6#	96.1#	85.2	-	-	88.4	M F	4	-	
98.0	100.0	100.0	100.0	100.0	-	100.0	M F	5	-	
98.0	91.4	92.9	86.0	102.8#	-	92.1	M F	T	-	
100.0	100.0	100.0	100.0	100.0	-	100.0	M F	1A	646	CHAUSSURES, MAROUINERIE
87.7	90.6	90.7	90.7	90.4	-	87.5	M F	1B	-	
100.0	100.0	100.0	100.0	100.0	-	100.0	M F	2	-	
95.6	88.2	96.7	91.1	-	-	90.3	M F	3	-	
100.0	100.0	100.0	100.0	100.0	-	100.0	M F	4	-	
85.3	84.3	86.4	84.7	86.0	-	81.8	M F	5	-	
-	-	-	-	-	-	-	M F	T	-	
-	-	-	-	-	-	-	M F	1A	646	CHAUSSURES, MAROUINERIE
-	-	-	-	-	-	-	M F	1B	-	
100.0#	100.0	100.0	100.0	100.0	-	100.0	M F	2	-	
-	-	-	-	-	-	85.7	M F	3	-	
62.8#	100.0#	100.0#	100.0	100.0	-	100.0	M F	4	-	
96.0	100.0	100.0	100.0	100.0	-	100.0	M F	5	-	
96.0	99.4	93.0	97.2	99.8	-	93.1	M F	T	-	
100.0	100.0	100.0	100.0	-	-	100.0	M F	1A	647	TISSUS D AMEUBLEMENT
104.5	96.6	98.5	-	-	-	96.8	M F	1B	-	
100.0	100.0	100.0	100.0	100.0	-	100.0	M F	2	-	
88.3	85.0	80.5	79.8	69.3	-	75.8	M F	3	-	
-	-	-	-	-	-	-	M F	4	-	
-	-	-	-	-	-	-	M F	5	-	
-	-	-	100.0	-	-	100.0	M F	1A	647	TISSUS D AMEUBLEMENT
-	-	-	-	-	-	103.4	M F	1B	-	
100.0	100.0	100.0	100.0	100.0	-	100.0	M F	2	-	
87.0	84.0	86.6	85.4	-	-	82.5	M F	3	-	
100.0	100.0#	100.0	-	-	-	100.0	M F	4	-	
-	86.8	-	-	-	-	85.5	M F	5	-	
100.0	100.0	100.0	100.0	100.0	-	100.0	M F	T	-	
95.1	77.6	85.6	96.1	-	-	84.0	M F	1A	648/649	EQUIPEMENT DU FOYER
-	-	-	-	-	-	-	M F	1B	-	
-	100.0#	100.0#	100.0#	-	-	100.0	M F	2	-	
100.0	100.0	100.0	100.0	100.0#	-	100.0	M F	3	-	
107.6#	93.6	91.0	95.9	100.0	-	100.0	M F	4	-	
90.8	97.2	88.8	87.4	110.3	-	100.0	M F	5	-	
100.0	100.0	100.0	100.0	100.0	-	100.0	M F	T	-	
97.9	100.1	101.2	107.7	-	-	95.0	M F	1A	648/649	EQUIPEMENT DU FOYER
100.0	100.0	100.0	100.0	100.0	-	100.0	M F	1B	-	
92.0	96.2	90.9	88.3	105.8	-	90.1	M F	2	-	
-	-	-	-	-	-	-	M F	3	-	
-	-	-	-	-	-	-	M F	4	-	
-	-	-	-	-	-	-	M F	5	-	

TAB.D10

INDEX OF MEAN GROSS MONTHLY PAY (CORRECTED) OF FULL-TIME EMPLOYEES ACCORDING TO ACTIVITY, SEX, QUALIFICATION AND LENGTH OF SERVICE

(PAY OF ALL FULL-TIME EES.=100)

INDICE DE LA REMUNERATION MENSUELLE BRUTE CORRIGEE MOYENNE DES SALAIRES A TEMPS PLEIN SELON L ACTIVITE, LE SEXE, LA QUALIFICATION ET L ANCIENNETE

(REM. DE L ENS. DES SAL. A TEMPS PLEIN = 100)

ACTIVITY	NACE	QUALIFICATION	SEX	LENGTH OF SERVICE IN ENTERPRISE (COMPLETED YEARS)									
				< 2	2 - 4	5 - 9	10 - 19	>= 20	(*)	100. EMS.			
BOOKS, NEWSPRS., STATIONERY, OFFICE SUPPS.	653	1A	M	-	-	106.2#	102.8	-	-	100.0			
			F	-	-	107.3#	99.4	108.6#	-	100.0			
			M	-	-	120.1#	111.8	98.6#	-	100.0			
			F	-	-	-	-	-	-	-	100.0		
			2	M	107.3	101.7	120.5#	113.2	98.2#	-	100.0		
			F	-	-	90.8#	102.5	103.5	-	100.0			
			M	104.8	101.7	94.1#	99.8	104.5	-	100.0			
			F	92.9	95.2	103.6	103.9	108.8	-	100.0			
			3	M	95.0	96.3	106.8	98.8	108.7	-	100.0		
			F	93.6	95.5	104.5	101.8	109.0	-	100.0			
			M	89.7	97.8	102.5	111.9	118.6	-	100.0			
			F	93.5	98.1	105.9	108.0	106.0	-	100.0			
			4	M	91.6	96.7	104.6	111.3	113.3	-	100.0		
			F	94.2	95.0	107.1	116.9	120.6	-	100.0			
			M	97.3	98.1	101.3	122.0	-	-	100.0			
			F	95.2	95.4	105.3	120.6	125.9	-	100.0			
			T	M	85.5	91.9	108.9	116.7	126.9	-	100.0		
			F	89.9	94.1	108.8	117.1	122.5#	-	100.0			
			T	M	87.0	91.3	109.7	118.3	127.6	-	100.0		
			F	-	-	100.4#	121.0	-	-	100.0			
OTHER RETAIL DISTRIBUTION	654/655	1A	M	-	87.5#	98.4#	119.0	-	-	100.0			
			F	-	96.8	96.0	104.0	104.9#	-	100.0			
			M	101.1	95.3	96.4	105.3	105.2	-	100.0			
			F	96.4	96.6	97.9	101.9	109.1	-	100.0			
			2	M	97.1	97.4	97.5	101.0	109.0	-	100.0		
			F	88.8	96.4	98.7	107.6	117.8	-	100.0			
			M	93.5	97.1	99.6	105.3	106.4	-	100.0			
			F	89.7	96.7	88.8	106.7	116.5	-	100.0			
			3	M	93.5	93.1	100.1	106.0	125.2	-	100.0		
			F	91.5	97.8	102.6	110.3	123.8	-	100.0			
			M	92.6	94.0	100.9	108.3	127.8	-	100.0			
			F	87.4	98.5	104.4	112.9	127.7	-	100.0			
			4	M	93.7	103.4	107.3	119.8	-	-	100.0		
			F	88.4	89.6	105.9	116.1	130.9	-	100.0			
			M	88.2	93.2	101.0	109.7	129.4	-	100.0			
			F	88.3	96.9	102.5	118.6	143.2	-	100.0			
			T	M	87.4	93.3	101.6	113.0	134.9	-	100.0		
			F	-	-	-	-	-	-	100.0			
			VARIOUS NON-FOOD PRODUCTS	656	1A	M	-	-	-	-	-	-	100.0
						F	-	-	-	-	-	-	100.0
M	88.7	86.8				94.2	106.0	111.9	-	100.0			
F	-	-				-	-	-	-	100.0			
2	M	90.5				86.9	94.3	105.9	110.5	-	100.0		
F	82.0	92.2				89.0	104.3	109.0	-	100.0			
M	82.8	92.2				99.0	100.7	113.0	-	100.0			
F	84.3	98.0				99.1	103.7	109.2	-	100.0			
3	M	73.5				86.9	88.2	101.3	103.8	-	100.0		
F	82.0	96.5				99.7	101.4	106.3	-	100.0			
M	90.4	97.0				89.0	106.6	111.4	-	100.0			
F	88.7	97.3				89.2	106.6	121.4	-	100.0			
4	M	89.5				97.1	88.4	106.9	118.9	-	100.0		
F	93.4	101.8				101.7	114.5	119.3	-	100.0			
5	M	101.5				96.8	88.2	111.7	-	-	100.0		
F	96.2	101.7				100.8	118.7	128.0	-	100.0			
T	M	77.9				91.8	101.3	114.6	126.5	-	100.0		
F	85.0	95.6				99.6	111.4	138.8	-	100.0			
T	M	81.3				93.9	99.8	113.5	135.7	-	100.0		
F	87.0#	96.9				87.7	106.1	114.3	-	100.0			
RETAIL TRADE	64/653-656	1A	M	85.1	99.5	87.8	106.2	115.9	-	100.0			
			F	83.0	79.2	99.8	119.3	120.4	-	100.0			
			M	104.4	84.8#	99.9	95.8#	129.1#	-	100.0			
			F	84.9	79.7	99.9	117.4	121.0	-	100.0			
			2	M	91.8	96.3	102.8	105.8	96.9	-	100.0		
			F	94.7	94.2	97.2	104.1	108.8	-	100.0			
			M	91.9	96.1	102.3	105.4	98.4	-	100.0			
			F	84.9	96.8	106.2	103.8	110.4	-	100.0			
			3	M	88.3	88.8	89.2	105.4	123.1	-	100.0		
			F	86.2	94.3	104.1	104.0	114.5	-	100.0			
			4	M	92.2	94.4	102.6	108.6	110.4	-	100.0		
			F	88.8	96.4	102.9	110.4	119.8	-	100.0			
			5	M	90.5	95.3	102.4	109.7	115.3	-	100.0		
			F	92.5	89.3	104.6	111.9	118.2	-	100.0			
			M	98.6	98.2	103.2	115.1	129.4	-	100.0			
			F	94.6	98.9	104.8	114.2	121.7	-	100.0			
			T	M	83.9	92.2	106.3	115.2	124.0	-	100.0		
			F	87.1	95.2	104.6	116.8	138.9	-	100.0			
			T	M	84.8	93.1	105.1	116.6	130.9	-	100.0		

INDEX OF MEAN GROSS  
MONTHLY PAY (CORRECTED)  
OF FULL-TIME FEMALE EMPLOYEES  
ACCORDING TO ACTIVITY,  
QUALIFICATION AND LENGTH OF SERVICE  
(PAY OF FULL-TIME MALE EES.=100)

INDICE DE LA REMUNERATION  
MENSUELLE BRUTE CORRIGEE  
MOYENNE DES SALAIRES FEMININS  
A TEMPS PLEIN SELON L'ACTIVITE,  
LA QUALIFICATION ET L'ANCIENNETE  
(REM. DES SAL. MASC. A TEMPS PLEIN = 100)

ANCIENNETE DANS L'ENTREPRISE (ANNEES REVOLUES)						TOG. ENS.	SEXE	O U A L I F I C A T I O N	MACE	ACTIVITE
< 2	2 - 4	5 - 9	10 - 19	>= 20	(°)					
-	-	100.0#	100.0	-	-	100.0	M	1A	653	LIVRES, JOURN., PAPIER, EQ. BUREAU
-	-	100.0#	100.0	100.0#	-	100.0	F	1B		
100.0	100.0	100.0#	100.0	100.0	-	100.0	M	2		
-	-	-	86.2#	-	-	95.8	F			
100.0	100.0	100.0	100.0	100.0	-	100.0	M	3		
96.8	95.8	97.5	90.1	94.6	-	94.6	F			
100.0	100.0	100.0	100.0	100.0	-	100.0	M	4		
84.9	81.6	84.1	78.6	72.8	-	81.4	F			
100.0	100.0	100.0	100.0	100.0	-	100.0	M	5		
88.5	88.4	81.1	89.4	-	-	85.7	F			
100.0	100.0	100.0	100.0	100.0	-	100.0	M	T		
81.0	78.9	77.0	77.3	74.4#	-	77.1	F			
-	-	100.0#	100.0	-	-	100.0	M	1A	654/655	AUTRES COMMERCE DE DETAIL
-	-	-	-	-	-	-	F	1B		
100.0	100.0	100.0	100.0	100.0#	-	100.0	M	2		
-	-	-	-	-	-	95.5#	F			
100.0	100.0	100.0	100.0	100.0	-	100.0	M	3		
95.4	91.3	91.4	88.7	81.9	-	90.6	F			
100.0	100.0	100.0	100.0	100.0	-	100.0	M	4		
86.0	92.2	90.0	91.4	86.8	-	87.8	F			
100.0	100.0	100.0	100.0	100.0	-	100.0	M	5		
93.6	91.7	89.7	92.6	-	-	87.3	F			
100.0	100.0	100.0	100.0	100.0	-	100.0	M	T		
81.2	84.4	82.3	87.7	89.7	-	81.1	F			
-	-	-	-	-	-	100.0	M	1A	656	PRODUITS DIVERS NON ALIMENT.
-	-	-	-	-	-	-	F	1B		
100.0	100.0	100.0	100.0	100.0	-	100.0	M	2		
-	94.0#	89.2	90.5	97.1	-	93.7	F			
100.0	100.0	100.0	100.0	100.0	-	100.0	M	3		
79.2	80.6	90.9	88.6	96.3	-	90.8	F			
100.0	100.0	100.0	100.0	100.0	-	100.0	M	4		
86.0	87.9	88.8	87.7	95.5	-	87.7	F			
100.0	100.0	100.0	100.0	100.0	-	100.0	M	5		
94.0	82.2	75.0	84.3	-	-	86.5	F			
100.0	100.0	100.0	100.0	100.0	-	100.0	M	T		
85.8	81.8	77.3	76.5	86.3	-	78.7	F			
100.0#	100.0	100.0	100.0	100.0	-	100.0	M	1A	64/653- 656	COMMERCE DE DETAIL
-	-	-	-	-	-	91.4#	F	1B		
100.0	100.0	100.0	100.0	100.0	-	100.0	M	2		
110.2	93.8#	87.7	70.4#	94.0#	-	87.7	F			
100.0	100.0	100.0	100.0	100.0	-	100.0	M	3		
93.3	88.4	85.5	88.9	101.5	-	90.4	F			
100.0	100.0	100.0	100.0	100.0	-	100.0	M	4		
96.9	85.3	86.9	94.5	103.8	-	93.0	F			
100.0	100.0	100.0	100.0	100.0	-	100.0	M	5		
88.1	93.4	81.7	93.0	99.3	-	91.5	F			
100.0	100.0	100.0	100.0	100.0	-	100.0	M	T		
98.8	91.7	91.5	95.3	101.5	-	92.7	F			
100.0	100.0	100.0	100.0	100.0	-	100.0	M			
89.2	88.6	84.5	87.0	96.2	-	85.8	F			

TAB.D11

GROSS MONTHLY PAY (CORRECTED)  
OF FULL-TIME EMPLOYEES:  
MEAN(M) AND COEFFICIENT OF  
VARIATION(CV) ACCORDING TO  
ACTIVITY, SEX, QUALIFICATION  
AND SYSTEM OF PAYMENT

ACTIVITY	NACE	Q U A L I F I C A T I O N	S E X	SYSTEM OF PAYMENT				T O G. E N S.		
				PAID O N C O M M.	REM. A L A C O M.	NOT P A I D O N C O M.	MON R E M A L A C O M.		(°)	
AGRIC. PRIMARY PROD., LIVE- STOCK, TEXT.	611	1A	M	-	-	-	847818	-	847818	
			F	-	-	-	846638	-	846638	
		1B	M	-	-	-	480824	-	480824	
			F	-	-	-	-	-	-	-
		2	M	-	-	-	479346	-	479346	
			F	-	-	-	459635	-	459635	
		3	M	-	-	-	464912#	-	464912#	
			F	-	-	-	460353	-	460353	
	4	M	-	-	-	403148	-	404189		
		F	-	-	-	317576	-	317576		
	5	M	315036#	-	-	388834	-	389798		
		F	-	-	-	302780	-	303035		
	FUELS, ORES, INDUSTRIAL CHEMICALS	612	1A	M	315036#	-	-	252643	-	252643
				F	-	-	-	290093	-	290482
			1B	M	280501#	-	-	240936	-	240273
				F	-	-	-	193005	-	192940
2		M	277562#	-	-	226256	-	225838		
		F	-	-	-	309307	-	309004		
3		M	-	-	-	228899	-	228838		
		F	-	-	-	288664	-	288575		
TIMBER, BUILDING MATERIALS	613	1A	M	-	-	-	771094	-	771094	
			F	-	-	-	772069	-	772069	
		1B	M	-	-	-	566558	-	566558	
			F	-	-	-	585187#	-	585187#	
	2	M	436246	-	-	567848	-	567848		
		F	-	-	-	453015	-	452300		
	3	M	436246	-	-	405079	-	405079		
		F	366654	-	-	446554	-	446171		
4	M	361873	-	-	376214	-	375658			
	F	298668	-	-	352229	-	351586			
5	M	295718	-	-	368913	-	368617			
	F	239322	-	-	284653	-	284909			
MACHINERY, EQUIPMENTS, VEHICLES	614	1A	M	234688	-	-	264616	-	264507	
			F	339485	-	-	279241	-	279467	
		1B	M	334896	-	-	236656	-	236684	
			F	-	-	-	212644	-	212562	
	2	M	-	-	-	230697	-	230732		
		F	-	-	-	323090	-	323474		
	3	M	-	-	-	277505	-	277289		
		F	-	-	-	311750	-	312170		
4	M	-	-	-	661197#	-	661197#			
	F	-	-	-	650484	-	650484			
MACHINERY, EQUIPMENTS, VEHICLES	614	1A	M	-	-	-	535435	-	535435	
			F	-	-	-	514962	-	514962	
		1B	M	-	-	-	427232	-	427755	
			F	-	-	-	346604#	-	346604#	
	2	M	-	-	-	419590	-	420181		
		F	-	-	-	320784	-	322082		
	3	M	347339	-	-	289462	-	289462		
		F	-	-	-	313641	-	314928		
4	M	347339	-	-	246652	-	245505			
	F	217531	-	-	218983	-	218795			
5	M	214898	-	-	239771	-	238828			
	F	216793	-	-	207585	-	207123			
MACHINERY, EQUIPMENTS, VEHICLES	614	1A	M	186826#	-	-	180458	-	181863	
			F	-	-	-	203254	-	203070	
		1B	M	195248#	-	-	262011	-	261365	
			F	240908	-	-	224206	-	223988	
	2	M	217753	-	-	254462	-	253882		
		F	235902	-	-	749329	-	749329		
	3	M	-	-	-	745674	-	745674		
		F	-	-	-	562828	-	562828		
4	M	-	-	-	511980#	-	511980#			
	F	-	-	-	559381	-	559381			
5	M	462200	-	-	465989	-	465309			
	F	-	-	-	421947	-	422594			
6	M	461909	-	-	460243	-	460513			
	F	364490	-	-	368201	-	367343			
7	M	-	-	-	333547	-	332968			
	F	363433	-	-	358534	-	359480			
8	M	296203	-	-	288303	-	288807			
	F	223819	-	-	250400	-	249775			
9	M	285891	-	-	274849	-	275475			
	F	260180#	-	-	238600	-	239029			
10	M	245968#	-	-	201695	-	201605			
	F	359042	-	-	227184	-	227514			
11	M	234428	-	-	332102	-	334901			
	F	351213	-	-	260359	-	259888			

REMUNERATION MENSUELLE BRUTE  
CORRIGEE DES SALAIRES A TEMPS PLEIN:  
MOYENNE(M) ET COEFFICIENT DE VARIATION  
(CV) SELON L ACTIVITE LE SEXE , LA  
QUALIFICATION ET LE SYSTEME DE  
REMUNERATION

CV

SYSTEME DE REMUNERATION						SEXE	QUALIFICATION	MACE	ACTIVITE	
PAID ON COMM.	REM. A LA COM.	NOT PAID ON COMM.	NON REM A LA COM.	(%)	TOT. EMS.					
-	-	-	30.1	-	30.1	M	1A	611	MAT. PREM. AGR., ANIMAUX, TEXTILES	
-	-	-	30.4	-	30.4	F	1B			
-	-	-	21.9	-	21.9	M	2			
-	-	-	21.9	-	21.9	F	3			
-	-	-	24.0	-	24.0	M	4			
-	-	-	23.1#	-	23.1#	F	5			
-	-	-	23.9	-	23.9	M	T			
-	-	-	25.9	-	26.1	F	1A	612		COMBUSTIBLES, MINERAI, PR. CHIMIQUES
-	-	-	22.8	-	22.8	M	1B			
-	-	-	27.0	-	27.2	F	2			
30.6#	-	-	27.4	-	27.5	M	3			
-	-	-	23.9	-	23.9	F	4			
30.6#	-	-	27.9	-	27.9	M	5			
-	-	-	26.0	-	26.3	F	T			
-	-	-	25.1	-	25.1	M	1A	613	BOIS, MATERIAUX DE CONSTR.	
49.8#	-	-	27.7	-	27.8	F	1B			
-	-	-	42.4	-	42.5	M	2			
-	-	-	36.3	-	36.3	F	3			
50.4#	-	-	43.6	-	43.6	M	4			
-	-	-	35.9	-	35.9	F	5			
-	-	-	35.8	-	35.8	M	T			
-	-	-	30.9	-	30.9	F	1A	614		MACHINES, VEHICULES
-	-	-	32.7#	-	32.7#	M	1B			
-	-	-	31.0	-	31.0	F	2			
18.0	-	-	25.6	-	25.3	M	3			
-	-	-	27.5	-	27.5	F	4			
18.0	-	-	26.1	-	25.8	M	5			
26.4	-	-	24.8	-	24.8	F	T			
-	-	-	21.8	-	22.0	M	1A	614	MACHINES, VEHICULES	
27.9	-	-	24.2	-	24.3	F	1B			
31.1	-	-	25.7	-	25.9	M	2			
-	-	-	23.4	-	23.4	F	3			
31.7	-	-	25.4	-	25.5	M	4			
23.5	-	-	22.2	-	22.2	F	5			
-	-	-	26.6	-	26.6	M	T			
24.2	-	-	44.2	-	43.9	F	1A	614		MACHINES, VEHICULES
31.4	-	-	33.2	-	33.3	M	1B			
-	-	-	42.8	-	42.7	F	2			
32.5	-	-	32.4#	-	32.4#	M	3			
-	-	-	31.7	-	31.7	F	4			
-	-	-	30.5	-	30.5	M	5			
-	-	-	31.9	-	31.9	F	T			
-	-	-	22.1	-	22.0	M	1A	614	MACHINES, VEHICULES	
-	-	-	23.7#	-	23.7#	F	1B			
-	-	-	23.0	-	22.9	M	2			
16.9	-	-	25.2	-	24.9	F	3			
-	-	-	22.8	-	22.8	M	4			
16.9	-	-	25.1	-	24.9	F	5			
30.4	-	-	24.1	-	24.4	M	T			
17.0	-	-	20.9	-	20.8	F	1A	614		MACHINES, VEHICULES
27.4	-	-	24.0	-	24.2	M	1B			
24.1#	-	-	21.9	-	22.0	F	2			
-	-	-	14.7	-	15.4	M	3			
23.5#	-	-	21.7	-	21.8	F	4			
37.8	-	-	41.3	-	41.3	M	5			
16.7	-	-	31.0	-	30.6	F	T			
35.2	-	-	40.4	-	40.3	M	1A	614	MACHINES, VEHICULES	
-	-	-	27.0	-	27.0	F	1B			
-	-	-	27.2	-	27.2	M	2			
-	-	-	28.6	-	28.6	F	3			
-	-	-	26.9#	-	26.9#	M	4			
-	-	-	28.6	-	28.6	F	5			
25.8	-	-	21.5	-	22.4	M	T			
-	-	-	23.3	-	23.0	F	1A	614		MACHINES, VEHICULES
25.5	-	-	22.0	-	22.0	M	1B			
28.5	-	-	23.9	-	25.1	F	2			
-	-	-	20.2	-	20.2	M	3			
28.6	-	-	23.5	-	24.8	F	4			
24.4	-	-	26.5	-	26.3	M	5			
21.1	-	-	19.7	-	19.8	F	T			
25.8	-	-	25.6	-	25.6	M	1A	614	MACHINES, VEHICULES	
42.8#	-	-	26.8	-	27.3	F	1B			
-	-	-	16.4	-	16.8	M	2			
43.8#	-	-	25.9	-	26.4	F	3			
32.3	-	-	42.8	-	41.7	M	4			
31.2	-	-	31.9	-	31.9	F	5			
33.5	-	-	42.3	-	41.7	M	T			

TAB.D11

GROSS MONTHLY PAY (CORRECTED)  
OF FULL-TIME EMPLOYEES:  
MEAN(M) AND COEFFICIENT OF  
VARIATION(CV) ACCORDING TO  
ACTIVITY, SEX, QUALIFICATION  
AND SYSTEM OF PAYMENT

ACTIVITY	NACE	Q U A L I F I C A T I O N	S E X	SYSTEM OF PAYMENT				T06. ENS.	
				PAID ON COMM.	REM. A LA COM.	NOT PAID ON COMM.	NOM REM A LA COM.		(*)
FURNITURE, HSEHD. GOODS, HARDWARE	615	1A	M	-	-	673635	-	673635	
			F	-	-	-	-	-	
		1B	M	-	-	667710	-	667710	
			F	-	-	559004	-	559004	
		2	M	432001#	-	-	553663	-	553663
			F	-	-	422900	-	423351	
		3	M	427395#	-	-	387653	-	386233
			F	360489	-	-	419144	-	419515
		4	M	357069	-	-	333028	-	336739
			F	307466	-	-	284237	-	284543
		5	M	275737	-	-	319822	-	323828
			F	305859	-	-	257633	-	262593
T	M	247967	-	-	230149	-	230634		
	F	240072	-	-	247899	-	251952		
TEXTILES, CLOTH- ING, FOOTWR., LEATHERWARE	616	1A	M	240072	-	204515	-	204851	
			F	325133	-	273520	-	276899	
		1B	M	267232	-	-	225503	-	225934
			F	321783	-	-	258463	-	262577
		2	M	-	-	745661	-	745661	
			F	-	-	-	-	-	
		3	M	-	-	745661	-	745661	
			F	-	-	465268	-	465268	
		4	M	-	-	499386#	-	499386#	
			F	-	-	469410	-	469410	
		5	M	-	-	415999	-	415999	
			F	-	-	345796	-	345796	
T	M	353924	-	-	399027	-	399098		
	F	353573	-	-	309991	-	316324		
FOOD, DRINK, TOBACCO	617	1A	M	358763	-	301043	-	306304	
			F	248415	-	230873	-	235629	
		1B	M	339825	-	-	216814	-	217065
			F	-	-	223844	-	226486	
		2	M	190039	-	-	201375	-	201364
			F	190039	-	-	187702	-	187683
		3	M	354667	-	-	185153	-	185120
			F	240461	-	-	258444	-	262684
		4	M	240461	-	-	220587	-	220751
			F	340029	-	-	241432	-	244221
		5	M	-	-	666889	-	666889	
			F	-	-	-	-	-	
T	M	-	-	681681	-	681681			
	F	-	-	496252	-	496252			
TOBACCO PRODUCTS	617.6	1A	M	-	-	493716	-	493716	
			F	-	-	379966	-	381688	
		1B	M	-	-	376637	-	376637	
			F	-	-	379584	-	381130	
		2	M	422090#	-	-	321281	-	333475
			F	422090#	-	-	293348	-	293336
		3	M	392295	-	-	315558	-	326668
			F	392295	-	-	242049	-	245522
		4	M	278575	-	-	211971	-	211766
			F	189886	-	-	231618	-	234497
		5	M	274558	-	-	185899	-	184040
			F	197057	-	-	207281	-	201000
T	M	151013	-	-	248866	-	252720		
	F	180274	-	-	203877	-	202486		
T	M	283195	-	-	233844	-	235791		
	F	161393	-	-	-	-	-		
T	M	262232	-	-	-	-	-		
	F	-	-	-	-	-	-		



REMUNERATION MENSUELLE BRUTE  
CORRIGEE DES SALAIRES A TEMPS PLEIN:  
MOYENNE(M) ET COEFFICIENT DE VARIATION  
(CV) SELON L'ACTIVITE LE SEXE, LA  
QUALIFICATION ET LE SYSTEME DE  
REMUNERATION

CV

SYSTEME DE REMUNERATION						SEXE	QUALIFICATION	NACE	ACTIVITE		
PAID ON COMM.	REM. A LA COM.	NOT PAID ON COMM.	NON REM A LA COM.	(*)	TOG. ENS.						
-	-	-	39.1	-	39.1	M	1A	615	MEUBLES, ART. MENAGERS QUINCAILLERIE		
-	-	-	38.9	-	38.9	F	1B				
-	-	-	30.6	-	30.6	M	2				
-	-	-	30.9	-	30.9	F	3				
26.4#	-	-	26.2	-	26.2	M	4				
-	-	-	22.1	-	22.2	F	5				
27.0#	-	-	26.0	-	26.0	M	T				
21.5	-	-	26.0	-	25.5	F	1A	616		TEXTILE, HABILLEMENT, CHAUSSURES	
-	-	-	26.9	-	28.8	M	1B				
22.0	-	-	27.1	-	28.8	F	2				
23.7	-	-	26.5	-	26.8	M	3				
20.7	-	-	22.3	-	22.4	F	4				
23.7	-	-	25.9	-	26.4	M	5				
21.8	-	-	32.0	-	31.8	F	T				
-	-	-	17.7	-	17.6	M	1A	617			PRODUITS ALIM., BOISSONS, TABAC
22.5	-	-	28.8	-	28.8	F	1B				
26.0	-	-	44.1	-	43.1	M	2				
25.2	-	-	29.6	-	29.6	F	3				
26.3	-	-	42.3	-	41.7	M	4				
-	-	-	27.4	-	27.4	F	5				
-	-	-	27.4	-	27.4	M	T				
-	-	-	39.9	-	38.9#	F	1A	617.6	PRODUITS DU TABAC		
-	-	-	36.9#	-	36.9#	M	1B				
-	-	-	39.6	-	39.6	F	2				
-	-	-	28.3	-	28.2	M	3				
-	-	-	27.2	-	27.2	F	4				
26.5	-	-	28.2	-	28.0	M	5				
-	-	-	23.1	-	24.3	F	T				
26.1	-	-	20.2	-	20.1	M	1A	617		PRODUITS DU TABAC	
33.7	-	-	22.5	-	23.7	F	1B				
13.8	-	-	24.7	-	27.7	M	2				
34.9	-	-	19.3	-	19.3	F	3				
-	-	-	22.5	-	24.8	M	4				
-	-	-	27.0	-	27.0	F	5				
7.7	-	-	18.9	-	18.8	M	T				
30.5	-	-	24.2	-	24.1	F	1A	617.6			PRODUITS DU TABAC
22.4	-	-	42.6	-	42.5	M	1B				
32.3	-	-	27.2	-	27.2	F	2				
-	-	-	38.5	-	38.8	M	3				
-	-	-	38.4	-	38.4	F	4				
-	-	-	40.0	-	40.0	M	5				
-	-	-	33.2	-	33.2	F	T				
-	-	-	33.2	-	33.2	M	1A	617.6	PRODUITS DU TABAC		
36.0#	-	-	33.4	-	33.6	F	1B				
-	-	-	30.8	-	30.8	M	2				
36.0#	-	-	33.1	-	33.3	F	3				
26.1	-	-	28.2	-	28.8	M	4				
-	-	-	24.8	-	25.8	F	5				
26.5	-	-	27.8	-	28.8	M	T				
31.4	-	-	26.7	-	27.7	F	1A	617.6		PRODUITS DU TABAC	
17.7	-	-	23.2	-	23.2	M	1B				
32.0	-	-	26.5	-	27.4	F	2				
31.8	-	-	26.7	-	27.0	M	3				
16.8	-	-	21.7	-	22.0	F	4				
31.5	-	-	26.0	-	26.5	M	5				
40.4	-	-	38.9	-	39.3	F	T				
34.2	-	-	30.1	-	30.5	M	1A	617.6			PRODUITS DU TABAC
44.3	-	-	38.1	-	38.8	F	1B				
-	-	-	-	-	-	M	2				
-	-	-	-	-	-	F	3				
-	-	-	-	-	-	M	4				
-	-	-	-	-	-	F	5				
-	-	-	-	-	-	M	T				
-	-	-	-	-	-	F	1A	617.6	PRODUITS DU TABAC		
-	-	-	-	-	-	M	1B				
-	-	-	-	-	-	F	2				
-	-	-	-	-	-	M	3				
-	-	-	-	-	-	F	4				
-	-	-	-	-	-	M	5				
-	-	-	-	-	-	F	T				
-	-	-	-	-	-	M	1A	617.6		PRODUITS DU TABAC	
-	-	-	-	-	-	F	1B				
-	-	-	-	-	-	M	2				
-	-	-	-	-	-	F	3				
-	-	-	-	-	-	M	4				
-	-	-	-	-	-	F	5				
-	-	-	-	-	-	M	T				

TAB.D11

GROSS MONTHLY PAY (CORRECTED)  
OF FULL-TIME EMPLOYEES:  
MEAN(M) AND COEFFICIENT OF  
VARIATION(CV) ACCORDING TO  
ACTIVITY, SEX, QUALIFICATION  
AND SYSTEM OF PAYMENT

ACTIVITY	NACE	Q U A L I F I C A T I O N	S E X	SYSTEM OF PAYMENT				T O T A L E N S.	
				P A I D O N C O M.	R E M. A L A C O M.	N O T P A I D O N C O M.	N O N R E M A L A C O M.		(*)
PHARMACEUTICAL, MEDICAL GDS., CLEANING MAT.	618	1A	M	-	-	-	642850	-	642850
			F	-	-	-	630789	-	630789
			T	-	-	-	446587	-	446587
			M	-	-	-	461846#	-	461846#
			F	-	-	-	447823	-	447823
			T	388357	-	-	431589	-	422284
			M	-	-	-	344080	-	344080
			F	-	-	-	398357	-	410713
			T	-	-	-	414578	-	410713
			M	291204	-	-	345295	-	340083
			F	-	-	-	286517	-	286517
			T	-	-	-	291204	-	327317
			M	-	-	-	328958	-	250577
			F	-	-	-	250431	-	218292
			T	263197	-	-	217015	-	234580
			M	264663	-	-	234056	-	200653
F	188980	-	-	200833	-	188532			
T	-	-	-	188546	-	188532			
M	-	-	-	188265	-	195426			
F	-	-	-	318866	-	254498			
T	-	-	-	260281	-	210036			
M	-	-	-	308196	-	235769			
F	-	-	-	-	-	-			
T	-	-	-	-	-	-			
PHARMACEUTICALS	618.1	1A	M	-	-	-	569737#	-	569737#
			F	-	-	-	557556#	-	557556#
			T	-	-	-	418938#	-	418938#
			M	-	-	-	-	-	-
			F	-	-	-	-	-	-
			T	-	-	-	-	-	-
			M	-	-	-	425645#	-	425645#
			F	-	-	-	470242	-	453290
			T	-	-	-	-	-	-
			M	-	-	-	429077	-	418450
			F	-	-	-	338449	-	338162
			T	-	-	-	282625	-	282625
			M	-	-	-	320555	-	321151
			F	-	-	-	244330	-	244693
			T	-	-	-	206974	-	206974
			M	-	-	-	227686	-	227927
F	-	-	-	197882	-	197654			
T	-	-	-	186640	-	186640			
M	-	-	-	193414	-	193312			
F	-	-	-	238396	-	238114			
T	-	-	-	201673	-	201673			
M	-	-	-	223867	-	223796			
F	-	-	-	727132	-	727132			
T	-	-	-	-	-	-			
OTHER WHOLESALE DISTRIBUTION	619	1A	M	-	-	-	719215	-	719215
			F	-	-	-	582511	-	582511
			T	-	-	-	495925	-	495925
			M	-	-	-	578681	-	578681
			F	-	-	-	452446	-	453907
			T	463078	-	-	420313	-	420313
			M	-	-	-	463078	-	449424
			F	-	-	-	388558	-	369193
			T	-	-	-	322034	-	322593
			M	-	-	-	388707	-	357047
			F	-	-	-	299320	-	282564
			T	-	-	-	213333	-	239788
			M	-	-	-	289248	-	263566
			F	-	-	-	200689	-	220142
			T	-	-	-	199478	-	185613
			M	-	-	-	361011	-	206722
F	-	-	-	226974#	-	320428			
T	-	-	-	354118	-	236793			
PAPER, BOOKS, STATIONERY, NEWSPAPERS	619.1/2	1A	M	-	-	-	287121	-	280634
			F	-	-	-	-	-	-
			T	-	-	-	-	-	-
			M	-	-	-	-	-	-
			F	-	-	-	-	-	-
			T	-	-	-	-	-	-
			M	-	-	-	-	-	-
			F	-	-	-	-	-	-
			T	-	-	-	-	-	-
			M	-	-	-	292140#	-	292140#
			F	-	-	-	-	-	-
			T	-	-	-	-	-	-
			M	-	-	-	284774	-	284774
			F	-	-	-	220788#	-	220788#
			T	-	-	-	207868	-	207868
			M	-	-	-	212452	-	212452
F	-	-	-	196598	-	197033			
T	-	-	-	169137	-	169137			
M	-	-	-	183428	-	183830			
F	-	-	-	221541	-	221365			
T	-	-	-	186014	-	186014			
M	-	-	-	203876	-	204003			

REMUNERATION MENSUELLE BRUTE  
CORRIGEE DES SALAIRES A TEMPS PLEIN:  
MOYENNE(M) ET COEFFICIENT DE VARIATION  
(CV) SELON L ACTIVITE LE SEXE , LA  
QUALIFICATION ET LE SYSTEME DE  
REMUNERATION

CV

SYSTEME DE REMUNERATION						SEXE	QUALIFICATION	NACE	ACTIVITE
PAID ON COMM.	REM. A LA COM.	NOT PAID ON COMM.	NON REM A LA COM.	(°)	TOG. ENS.				
-	-	-	33.2	-	33.2	M	1A	618	PR. PHARM., MEDICAMENTS, D'ENTRETIEN
-	-	-	33.7	-	33.7	F	1A	618	
-	-	-	31.8	-	31.8	T	1B	618	
-	-	-	37.0#	-	37.0#	M	1B	618	
-	-	-	32.3	-	32.3	F	2	618	
24.3	-	-	25.2	-	25.2	M	2	618	
-	-	-	26.0	-	26.0	F	2	618	
24.3	-	-	26.7	-	26.7	T	2	618	
39.1	-	-	23.6	-	23.6	M	3	618	
-	-	-	21.4	-	21.4	F	3	618	
39.1	-	-	24.1	-	24.1	T	3	618	
-	-	-	24.5	-	24.5	M	4	618	
24.1	-	-	18.5	-	18.5	F	4	618	
24.6	-	-	23.4	-	23.4	T	4	618	
18.2	-	-	20.2	-	20.2	M	5	618	
-	-	-	17.0	-	17.0	F	5	618	
18.1	-	-	19.2	-	19.2	T	5	618	
38.6	-	-	41.3	-	41.3	M	T	618.1	PRODUITS PHARM.
24.9	-	-	26.1	-	26.2	F	T	618.1	
37.9	-	-	38.1	-	38.4	T	T	618.1	
-	-	-	29.1#	-	29.1#	M	1A	618.1	
-	-	-	29.9#	-	29.9#	F	1A	618.1	
-	-	-	23.6#	-	23.6#	T	1B	618.1	
-	-	-	24.8#	-	24.8#	M	1B	618.1	
-	-	-	20.5	-	25.1	F	2	618.1	
-	-	-	25.5	-	28.0	T	2	618.1	
-	-	-	22.8	-	22.8	M	3	618.1	
-	-	-	16.8	-	16.8	F	3	618.1	
-	-	-	23.0	-	23.1	T	3	618.1	
-	-	-	23.4	-	23.5	M	4	618.1	
-	-	-	15.1	-	15.1	F	4	618.1	
-	-	-	22.4	-	22.4	T	4	618.1	
-	-	-	19.2	-	19.2	M	5	618.1	
-	-	-	16.2	-	16.2	F	5	618.1	
-	-	-	18.4	-	18.4	T	5	618.1	
-	-	-	37.5	-	37.5	M	T	619	AUTRES COMMERCE DE GROS
-	-	-	22.4	-	22.4	F	T	619	
-	-	-	34.5	-	34.5	T	T	619	
-	-	-	36.9	-	36.9	M	1A	619	
-	-	-	37.1	-	37.1	F	1A	619	
-	-	-	27.7	-	27.7	T	1B	619	
-	-	-	28.3	-	28.3	M	1B	619	
-	-	-	27.9	-	27.9	F	2	619	
28.3	-	-	24.6	-	25.1	T	2	619	
-	-	-	23.8	-	23.8	M	2	619	
28.3	-	-	24.6	-	25.1	F	3	619	
25.0	-	-	23.7	-	24.2	T	3	619	
-	-	-	22.1	-	22.2	M	3	619	
24.9	-	-	24.0	-	24.5	F	4	619	
26.2	-	-	26.1	-	26.1	T	4	619	
26.4	-	-	22.4	-	22.5	M	4	619	
28.0	-	-	26.1	-	26.2	F	5	619	
16.8	-	-	23.9	-	23.9	T	5	619	
-	-	-	19.7	-	19.7	M	T	619.1/2	PAPIER, LIVRES, JOURNAUX
17.3	-	-	24.2	-	24.1	F	T	619.1/2	
33.7	-	-	46.4	-	45.5	T	T	619.1/2	
35.1#	-	-	33.0	-	33.0	M	1A	619.1/2	
34.9	-	-	45.8	-	45.4	F	1A	619.1/2	
-	-	-	-	-	-	T	1A	619.1/2	
-	-	-	-	-	-	M	1B	619.1/2	
-	-	-	-	-	-	F	1B	619.1/2	
-	-	-	-	-	-	T	2	619.1/2	
-	-	-	-	-	-	M	2	619.1/2	
-	-	-	20.0#	-	20.0#	F	3	619.1/2	
-	-	-	19.0	-	19.0	T	3	619.1/2	
-	-	-	27.0#	-	27.0#	M	4	619.1/2	
-	-	-	17.9	-	17.9	F	4	619.1/2	
-	-	-	22.0	-	22.0	T	4	619.1/2	
-	-	-	15.3	-	15.3	M	5	619.1/2	
-	-	-	14.3	-	14.3	F	5	619.1/2	
-	-	-	16.7	-	16.7	T	5	619.1/2	
-	-	-	32.1	-	31.8	M	T	619.1/2	
-	-	-	21.6	-	21.6	F	T	619.1/2	
-	-	-	29.7	-	29.5	T	T	619.1/2	

TAB.D11

GROSS MONTHLY PAY (CORRECTED)  
OF FULL-TIME EMPLOYEES:  
MEAN(M) AND COEFFICIENT OF  
VARIATION(CV) ACCORDING TO  
ACTIVITY, SEX, QUALIFICATION  
AND SYSTEM OF PAYMENT

ACTIVITY	NACE	Q U A L I F I C A T I O N	S E X	SYSTEM OF PAYMENT				TGG. ENS.	
				PAID ON COMM.	REM. A LA COM.	NOT PAID ON COMM.	NON REM A LA COM.		(%)
WHOLESALE TRADE	61	1A	M	-	-	736767	-	736767	
			F	-	-	646497#	-	646497#	
		1B	M	-	-	732806	-	732806	
			F	-	-	534583	-	534583	
		2	M	442870	-	489915	-	489915	
			F	-	-	531474	-	531474	
		3	M	442670	-	439638	-	439916	
			F	369222	-	397788	-	397936	
		4	M	318623#	-	433824	-	434490	
			F	368243	-	352391	-	354710	
		5	M	290997	-	314401	-	314437	
			F	230626	-	342228	-	345001	
	641/642	1A	M	283611	-	265259	-	266664	
			F	202158	-	231421	-	231410	
		1B	M	161670	-	253217	-	254452	
			F	190198	-	220299	-	219852	
		2	M	321397	-	190369	-	189782	
			F	200858	-	210231	-	209766	
	FOOD, DRINK, TOBACCO	643	1A	M	307791	-	287524	-	289406
				F	-	-	229170	-	228718
			1B	M	-	-	269096	-	270776
				F	-	-	523100	-	523100
			2	M	-	-	518551	-	518551
				F	-	-	514803	-	514803
3		M	-	-	292628#	-	292628#		
		F	-	-	497592	-	497592		
4		M	-	-	399215	-	400429		
		F	-	-	310941	-	310941		
644		1A	M	292170#	-	392604	-	393810	
			F	-	-	318218	-	317591	
	1B	M	292170#	-	249111	-	249111		
		F	276431	-	304475	-	304237		
	2	M	226875	-	259895	-	260194		
		F	272198	-	227768	-	227766		
3	M	204799#	-	246729	-	247028			
	F	-	-	198054	-	198135			
DISPENSING CHEMISTS	643	1A	M	204164	-	184009	-	184077	
			F	269132	-	192888	-	192991	
	1B	M	214445	-	257098	-	257292		
		F	264148	-	214868	-	214867		
	2	M	-	-	241755	-	242009		
		F	-	-	577383	-	577383		
3	M	-	-	575146	-	575146			
	F	-	-	475911	-	475911			
4	M	-	-	478670	-	478670			
	F	-	-	477337	-	477337			
5	M	-	-	435880	-	435880			
	F	-	-	400401	-	400401			
MEDICAL GOODS, COSMETICS, CLEANING.MAT.	644	1A	M	-	-	417027	-	417027	
			F	-	-	360772	-	3603531	
	1B	M	-	-	257469	-	257469		
		F	-	-	290395	-	284939		
	2	M	-	-	273063	-	273011		
		F	-	-	190076	-	190194		
3	M	-	-	228365	-	228370			
	F	-	-	220083	-	220083			
4	M	-	-	183534	-	183534			
	F	-	-	201021	-	201021			
5	M	-	-	325717	-	316653			
	F	-	-	251819	-	251768			
644	1A	M	-	-	285990	-	285073		
		F	-	-	837588	-	837588		
	1B	M	-	-	-	-	-		
		F	-	-	837588	-	837588		
	2	M	-	-	633489	-	633489		
		F	-	-	512529	-	512529		
	3	M	478576	-	616994	-	616994		
		F	-	-	478228	-	478283		
	4	M	458399	-	427067	-	412443		
		F	368076	-	471219	-	469173		
	5	M	341058	-	383375	-	382203		
		F	350487	-	325846	-	329785		
T	M	-	-	365718	-	363564			
	F	-	-	273896	-	274341			
T	M	186369#	-	240586	-	237055			
	F	-	-	255786	-	253722			
T	M	-	-	225914	-	225914			
	F	-	-	186642	-	186331			
T	M	411030	-	211132	-	210663			
	F	265019	-	333288	-	335995			
T	M	318730	-	245952	-	247489			
	F	-	-	287206	-	288373			

TAB.D11

REMUNERATION MENSUELLE BRUTE  
CORRIGEE DES SALAIRES A TEMPS PLEIN:  
MOYENNE(M) ET COEFFICIENT DE VARIATION  
(CV) SELON L ACTIVITE LE SEXE , LA  
QUALIFICATION ET LE SYSTEME DE  
REMUNERATION

CV

SYSTEME DE REMUNERATION						SEXE	QUALIFICATION	NACE	ACTIVITE	
PAID ON COMM.	REM. A LA COM.	NOT PAID ON COMM.	NON REM A LA COM.	(°)	TOG. ENS.					
-	-	-	33.8	-	33.8	M	1A	61	COMMERCE DE GROS	
-	-	-	37.3#	-	37.3#	F	T			
-	-	-	34.0	-	34.0	M	1B			
-	-	-	31.2	-	31.2	F	T			
-	-	-	33.7	-	33.7	M	2			
26.5	-	-	31.5	-	31.5	F	T			
-	-	-	25.8	-	25.8	M	3			
26.4	-	-	27.3	-	27.2	F	T			
27.6	-	-	26.2	-	26.3	M	4			
34.3#	-	-	26.6	-	26.8	F	T			
27.8	-	-	23.7	-	23.8	M	5			
30.4	-	-	26.5	-	26.7	F	T			
23.4	-	-	27.6	-	27.9	M	T			
30.8	-	-	23.0	-	23.0	F	T			
33.1	-	-	27.2	-	27.5	M	1A	641/642		
23.4	-	-	27.0	-	27.2	F	T			
32.9	-	-	20.8	-	20.8	M	1B	PR. ALIMENTAIRES, BOISSONS, TABAC		
36.7	-	-	26.4	-	26.6	F	T			
35.2	-	-	44.4	-	44.0	M	2			
38.9	-	-	32.9	-	32.9	F	T			
-	-	-	43.4	-	43.3	M	3			
-	-	-	41.0	-	41.0	F	T			
-	-	-	40.9	-	40.8	M	4			
-	-	-	37.8	-	37.8	F	T			
-	-	-	25.9#	-	25.9#	M	5			
-	-	-	39.7	-	39.7	F	T			
-	-	-	25.2	-	25.4	M	1A		643	
-	-	-	30.0	-	30.0	F	T			
-	-	-	26.2	-	26.3	M	1B		PHARMACIES	
40.4#	-	-	32.8	-	33.0	F	T			
-	-	-	32.1	-	32.1	M	2			
40.4#	-	-	34.1	-	34.2	F	T			
34.8	-	-	26.2	-	26.4	M	3			
19.3	-	-	23.0	-	23.0	F	T			
34.5	-	-	26.0	-	26.1	M	4			
34.2#	-	-	27.8	-	27.9	F	T			
-	-	-	24.4	-	24.3	M	5			
32.3	-	-	27.0	-	27.0	F	T			
40.9	-	-	38.3	-	38.3	M	1A	644		
20.2	-	-	27.1	-	27.0	F	T			
40.4	-	-	36.5	-	36.6	M	1B	ART. MEDICAUX, PRODUITS D'ENTRETIEN		
-	-	-	33.5	-	33.5	F	T			
-	-	-	30.9	-	30.9	M	2			
-	-	-	18.7	-	18.7	F	T			
-	-	-	21.1	-	21.1	M	3			
-	-	-	19.7	-	19.7	F	T			
-	-	-	21.2	-	21.2	M	4			
-	-	-	21.3	-	21.3	F	T			
-	-	-	21.7	-	21.7	M	5			
-	-	-	28.0	-	23.0	F	T			
-	-	-	29.9	-	29.9	M	1A		644	
-	-	-	33.8	-	26.7	F	T			
-	-	-	20.8	-	20.8	M	1B		ART. MEDICAUX, PRODUITS D'ENTRETIEN	
-	-	-	26.6	-	26.6	F	T			
-	-	-	29.6	-	29.6	M	2			
-	-	-	18.4	-	18.4	F	T			
-	-	-	27.2	-	27.2	M	3			
-	-	-	24.5	-	24.5	F	T			
-	-	-	38.1	-	35.8	M	4			
-	-	-	46.8	-	46.8	F	T			
-	-	-	44.2	-	42.2	M	5			
-	-	-	29.1	-	29.1	F	T			
-	-	-	-	-	-	M	1A	644		
-	-	-	29.1	-	29.1	F	T			
-	-	-	23.5	-	23.5	M	1B	ART. MEDICAUX, PRODUITS D'ENTRETIEN		
-	-	-	31.1	-	31.1	F	T			
-	-	-	25.3	-	25.3	M	2			
27.8	-	-	23.1	-	23.8	F	T			
-	-	-	19.0	-	19.8	M	3			
28.9	-	-	23.0	-	24.0	F	T			
23.8	-	-	21.0	-	21.3	M	4			
30.6	-	-	23.7	-	25.9	F	T			
28.5	-	-	22.9	-	23.8	M	5			
-	-	-	25.5	-	25.6	F	T			
-	-	-	22.7	-	23.7	M	1A		644	
38.1#	-	-	25.1	-	25.8	F	T			
-	-	-	25.9	-	25.9	M	1B		ART. MEDICAUX, PRODUITS D'ENTRETIEN	
-	-	-	21.6	-	21.3	F	T			
-	-	-	26.4	-	26.4	M	2			
30.4	-	-	47.5	-	47.0	F	T			
43.7	-	-	33.1	-	34.3	M	3			
43.5	-	-	46.8	-	48.6	F	T			

TAB.D11

GROSS MONTHLY PAY (CORRECTED)  
OF FULL-TIME EMPLOYEES:  
MEAN(M) AND COEFFICIENT OF  
VARIATION(CV) ACCORDING TO  
ACTIVITY, SEX, QUALIFICATION  
AND SYSTEM OF PAYMENT

ACTIVITY	NACE	Q U A L I F I C A T I O N	S E X	SYSTEM OF PAYMENT				T O G. E N S.			
				PAID O N C O M M.	REM. A L A C O M.	NOT P A I D O N C O M.	NON R E M A L A C O M.		(*)		
CLOTHING	645	1A	M	-	-	-	646185#	-	646185#		
			F	-	-	-	606145#	-	606145#		
		1B	M	-	-	-	466063	-	466063		
			F	-	-	-	393324#	-	393324#		
		2	M	-	-	-	456154	-	456154		
			F	-	-	-	393463	-	392351		
		3	M	-	-	-	346967	-	346967		
			F	-	-	-	382845	-	382176		
		4	M	-	-	-	310005	-	311230		
			F	-	-	-	286792	-	286792		
		5	M	256162#	-	-	300438	-	301303		
			F	-	-	-	242382	-	242557		
		T	M	242561#	-	-	212272	-	212247		
			F	213163	-	-	223074	-	223193		
		FOOTWEAR, LEATHER GOODS	646	1A	M	205473	-	-	204395	-	204606
					F	264925#	-	-	184865	-	184811
				1B	M	-	-	-	193289	-	193446
					F	-	-	-	259261	-	259360
2	M			-	-	-	212208	-	212146		
	F			-	-	-	231947	-	232125		
FURN. FABRICS, HOUSEHOLD TEXTILES	647	1A	M	-	-	-	-	-	-		
			F	-	-	-	-	-	-		
		1B	M	-	-	-	554036#	-	554036#		
			F	-	-	-	-	-	-		
		2	M	-	-	-	537380#	-	537380#		
			F	-	-	-	447967	-	447086		
		3	M	-	-	-	383158	-	383158		
			F	-	-	-	440068	-	439369		
		4	M	-	-	-	272245	-	272245		
			F	-	-	-	248892	-	248892		
		5	M	-	-	-	260883	-	260883		
			F	-	-	-	216818	-	215661		
T	M	-	-	-	200785	-	200705				
	F	-	-	-	205817	-	205434				
HOUSEHOLD FITMENTS, APPLIANCES	648/649	1A	M	-	-	-	175956	-	175956		
			F	-	-	-	172234	-	170408		
		1B	M	-	-	-	173540	-	172295		
			F	-	-	-	265061	-	264225		
		2	M	-	-	-	200365	-	199652		
			F	-	-	-	225268	-	224462		
HOUSEHOLD FITMENTS, APPLIANCES	648/649	1A	M	-	-	-	-	-	-		
			F	-	-	-	-	-	-		
		1B	M	-	-	-	525660#	-	525660#		
			F	-	-	-	359242	-	359242		
		2	M	-	-	-	357546	-	357546		
			F	458942	-	-	361348	-	363879		
		3	M	-	-	-	377190	-	377190		
			F	458942	-	-	363250	-	365441		
		4	M	356979	-	-	287576	-	290879		
			F	-	-	-	279724	-	279724		
		5	M	356979	-	-	284872	-	287159		
			F	235774#	-	-	226889	-	226969		
T	M	221018#	-	-	207236	-	207046				
	F	165312#	-	-	220199	-	220205				
T	M	166085#	-	-	189934	-	189123				
	F	225968	-	-	179622	-	179649				
T	M	174746#	-	-	187326	-	186779				
	F	222425	-	-	231733	-	231607				
					208820	-	208820				
					225011	-	224967				

REMUNERATION MENSUELLE BRUTE  
CORRIGEE DES SALAIRES A TEMPS PLEIN:  
MOYENNE(M) ET COEFFICIENT DE VARIATION  
(CV) SELON L ACTIVITE LE SEXE , LA  
QUALIFICATION ET LE SYSTEME DE  
REMUNERATION

CV

SYSTEME DE REMUNERATION						SEXE	QUALIFICATION	NACE	ACTIVITE
PAID ON COMM.	REM. A LA COM.	NOT PAID ON COMM.	NON REM A LA COM.	(°)	TOT. ENS.				
-	-	-	38.9#	-	38.9#	M	1A	645	ARTICLES D HABILLEMENT
-	-	-	42.0#	-	42.0#	F	1B		
-	-	-	29.7	-	29.7	T			
-	-	-	27.7#	-	27.7#	M	2		
-	-	-	30.1	-	30.1	F			
-	-	-	28.0	-	27.9	T			
-	-	-	27.1	-	27.1	M	3		
-	-	-	28.3	-	28.2	F			
-	-	-	25.8	-	26.3	T			
-	-	-	27.4	-	27.4	M	4		
26.7#	-	-	26.7	-	27.1	F			
-	-	-	24.3	-	24.3	T			
27.1#	-	-	20.6	-	20.6	M	5		
8.6	-	-	23.2	-	23.3	F			
-	-	-	22.3	-	22.1	T			
14.9	-	-	19.0	-	19.0	M	T		
34.1#	-	-	21.3	-	21.2	F			
-	-	-	39.1	-	39.0	T			
35.2#	-	-	26.2	-	26.2	M	1A	646	CHAUSSURES, MAROQUINERIE
-	-	-	35.1	-	35.1	F	1B		
-	-	-	-	-	-	T			
-	-	-	43.9#	-	43.9#	M	2		
-	-	-	46.2#	-	46.2#	F			
-	-	-	24.1	-	24.3	T			
-	-	-	25.4	-	25.4	M	3		
-	-	-	24.8	-	24.8	F			
-	-	-	28.6	-	28.6	T			
-	-	-	25.4	-	25.4	M	4		
-	-	-	27.6	-	27.6	F			
-	-	-	23.0	-	23.3	T			
-	-	-	19.8	-	19.8	M	5		
-	-	-	21.3	-	21.4	F			
-	-	-	20.0	-	20.0	T			
-	-	-	15.2	-	15.7	M	T		
-	-	-	17.1	-	17.4	F			
-	-	-	48.9	-	48.0	T			
-	-	-	24.8	-	25.0	M	1A	647	TISSUS D AMEUBLEMENT
-	-	-	42.0	-	42.2	F	1B		
-	-	-	-	-	-	T			
-	-	-	-	-	-	M	2		
-	-	-	-	-	-	F			
-	-	-	20.6	-	20.6	T			
-	-	-	20.9	-	20.9	M	3		
-	-	-	10.1	-	10.1	F			
-	-	-	18.5	-	18.5	T			
-	-	-	24.3	-	24.3	M	4		
-	-	-	17.6	-	17.6	F			
-	-	-	24.2	-	24.2	T			
-	-	-	24.7	-	24.7	M	5		
-	-	-	19.1	-	19.1	F			
-	-	-	23.4	-	23.4	T			
-	-	-	31.7	-	31.7	M	T		
-	-	-	24.8	-	24.8	F			
-	-	-	31.0	-	31.0	T			
-	-	-	47.1#	-	47.1#	M	1A	648/649	EQUIPEMENT DU FOYER
-	-	-	47.1#	-	47.1#	F	1B		
-	-	-	41.5	-	41.5	T			
-	-	-	41.5	-	41.5	M	2		
20.0	-	-	29.0	-	29.1	F			
-	-	-	24.1	-	24.1	T			
20.0	-	-	28.5	-	28.5	M	3		
17.4	-	-	26.3	-	26.3	F			
-	-	-	20.9	-	20.9	T			
17.4	-	-	24.7	-	24.8	M	4		
25.4#	-	-	22.7	-	22.8	F			
-	-	-	18.8	-	18.8	T			
28.7#	-	-	22.1	-	22.1	M	5		
32.0#	-	-	24.0	-	24.3	F			
-	-	-	18.0	-	18.0	T			
31.9#	-	-	22.8	-	23.1	M	T		
46.2	-	-	39.7	-	39.8	F			
27.7#	-	-	25.9	-	26.0	T			
46.0	-	-	37.0	-	37.2	M			

TAB.D11

GROSS MONTHLY PAY (CORRECTED)  
OF FULL-TIME EMPLOYEES:  
MEAN(M) AND COEFFICIENT OF  
VARIATION(CV) ACCORDING TO  
ACTIVITY, SEX, QUALIFICATION  
AND SYSTEM OF PAYMENT

ACTIVITY	NACE	Q U A L I F I C A T I O N	S E X	SYSTEM OF PAYMENT				TOG. ENS.	
				PAID O M C O M.	REM. A L A C O M.	NOT P A I D O M C O M.	N O N R E M A L A C O M.		(*)
BOOKS, NEWSPRS., STATIONERY, OFFICE SUPPS.	653	1A	M	-	-	-	758659	-	758659
			F	-	-	-	-	-	-
		1B	M	-	-	-	757873	-	757873
			F	-	-	-	523188	-	523188
		2	M	423273	-	-	521504	-	521504
			F	-	-	-	424380	-	424323
	3	M	423273	-	-	406524	-	406524	
		F	341190	-	-	420812	-	420914	
	4	M	340842	-	-	333110	-	334660	
		F	296376	-	-	316827	-	316754	
	5	M	295596	-	-	327953	-	329765	
		F	213344	-	-	272087	-	274984	
OTHER RETAIL DISTRIBUTION	654/655	1A	M	180356	-	-	223801	-	223853
			F	311705	-	-	246066	-	249024
		1B	M	300615	-	-	218804	-	218695
			F	-	-	-	188673	-	187315
		2	M	-	-	-	207437	-	206744
			F	-	-	-	296736	-	298089
3	M	-	-	-	230519	-	228824		
	F	-	-	-	268378	-	270247		
VARIOUS NON-FOOD PRODUCTS	656	1A	M	-	-	-	694698	-	694698
			F	-	-	-	-	-	-
		1B	M	-	-	-	708662	-	708662
			F	-	-	-	548718	-	548718
		2	M	479279	-	-	524102#	-	524102#
			F	-	-	-	546433	-	546433
	3	M	479278	-	-	450666	-	452938	
		F	363090	-	-	385223	-	385223	
	4	M	364142	-	-	444152	-	446684	
		F	264282	-	-	348819	-	350621	
	5	M	260008	-	-	316735	-	317729	
		F	-	-	-	341706	-	344014	
RETAIL TRADE	64/653- 656	1A	M	335485	-	-	266598	-	266503
			F	-	-	-	234272	-	234094
		1B	M	328847	-	-	254897	-	255043
			F	-	-	-	228042	-	228551
		2	M	-	-	-	199898	-	199499
			F	-	-	-	220047	-	220277
3	M	-	-	-	294572	-	296475		
	F	-	-	-	240563	-	240404		
RETAIL TRADE	64/653- 656	1A	M	-	-	-	278362	-	280124
			F	-	-	-	664890	-	664990
		1B	M	-	-	-	641430	-	641430
			F	-	-	-	626834	-	626834
		2	M	-	-	-	547380#	-	547380#
			F	-	-	-	622732	-	622732
	3	M	-	-	-	521019	-	520781	
		F	-	-	-	488189	-	488189	
	4	M	-	-	-	517281	-	517082	
		F	-	-	-	397380	-	397380	
	5	M	-	-	-	361096	-	360832	
		F	-	-	-	380363	-	380228	
RETAIL TRADE	64/653- 656	1A	M	245340#	-	-	300580	-	300528
			F	-	-	-	263553	-	263507
		1B	M	-	-	-	275303	-	275266
			F	-	-	-	247735	-	247735
		2	M	-	-	-	214295	-	214295
			F	-	-	-	231833	-	231833
3	M	272594#	-	-	337852	-	337779		
	F	-	-	-	265819	-	265872		
RETAIL TRADE	64/653- 656	1A	M	238732#	-	-	295878	-	295827
			F	-	-	-	581256	-	581256
		1B	M	-	-	-	531064#	-	531064#
			F	-	-	-	577912	-	577912
		2	M	452615	-	-	510604	-	510604
			F	-	-	-	447652	-	447652
3	M	449117	-	-	505180	-	505180		
	F	327819	-	-	439482	-	439813		
4	M	337077	-	-	397720	-	397449		
	F	328536	-	-	433400	-	433752		
5	M	267053	-	-	331723	-	331465		
	F	189304	-	-	308081	-	308391		
T	M	253621	-	-	323324	-	323570		
	F	181027	-	-	255908	-	256089		
T	M	164490	-	-	234392	-	234251		
	F	178368	-	-	244691	-	244775		
T	M	276274	-	-	190174	-	190014		
	F	210154	-	-	199738	-	199429		
T	M	267587	-	-	270566	-	270696		
	F	-	-	-	232487	-	232387		
T	M	-	-	-	253877	-	254080		
	F	-	-	-	-	-	-		



REMUNERATION MENSUELLE BRUTE  
CORRIGEE DES SALAIRES A TEMPS PLEIN:  
MOYENNE(M) ET COEFFICIENT DE VARIATION  
(CV) SELON L'ACTIVITE LE SEXE, LA  
QUALIFICATION ET LE SYSTEME DE  
REMUNERATION

CV

SYSTEME DE REMUNERATION						SEXE	QUALIFICATION	NACE	ACTIVITE
PAID ON COMM.	REM. A LA COM.	NOT PAID ON COMM.	NON REM A LA COM.	(*)	TOT. ENS.				
-			33.6	-	33.6	M	1A	653	LIVRES, JOURN., PAPIER, EQ. BUREAU
-			33.8	-	33.8	F	1B		
-			35.6	-	35.6	T			
-			35.0	-	35.0	M	2		
31.3			28.9	-	28.9	F			
-			27.2	-	27.2	T			
31.3			28.6	-	28.6	M	3		
28.8			28.9	-	28.9	F			
-			23.5	-	23.4	T			
28.7			27.5	-	27.7	M	4		
26.5			27.9	-	27.8	F			
-			23.8	-	23.8	T			
26.5			28.0	-	28.3	M	5		
13.8			28.2	-	28.0	F			
-			19.8	-	20.0	T			
21.1			26.9	-	26.9	M	T		
30.5			47.3	-	45.9	F			
-			34.5	-	34.6	T			
33.2			45.7	-	45.0	M	1A	654/655	AUTRES COMMERCE DE DETAIL
-			34.2	-	34.2	F	1B		
-			33.1	-	33.1	T			
-			29.6	-	29.6	M	2		
-			36.8#	-	38.8#	F			
-			30.3	-	30.3	T			
23.2			26.2	-	26.0	M	3		
-			21.6	-	21.6	F			
23.2			26.3	-	26.2	T			
32.1			27.1	-	27.9	M	4		
-			20.5	-	20.8	F			
32.1			26.3	-	27.1	T			
29.7			26.2	-	26.4	M	5		
-			21.9	-	22.0	F			
30.7			25.8	-	25.9	T			
-			26.3	-	26.9	M	1A	656	PRODUITS DIVERS NON ALIMENT.
-			22.1	-	22.2	F	1B		
-			26.1	-	26.6	T			
37.5			40.9	-	40.9	M	2		
-			32.8	-	32.9	F			
38.9			40.4	-	40.5	T			
-			29.3	-	29.3	M	3		
-			32.0	-	32.0	F	4		
-			23.4	-	23.4	T			
-			26.1#	-	26.1#	M	5		
-			23.7	-	23.7	F			
-			20.3	-	20.3	T			
-			22.0	-	22.0	M	1A	64/653-656	COMMERCE DE DETAIL
-			20.6	-	20.6	F	1B		
-			18.7	-	18.7	T			
-			20.4	-	20.5	M	2		
-			20.0	-	20.1	F			
-			23.1	-	23.1	T			
-			22.3	-	22.3	M	3		
30.0#			23.5	-	23.5	F	4		
-			23.0	-	23.0	T			
-			21.8	-	21.8	M	5		
-			23.7	-	23.7	F			
29.7#			38.3	-	38.3	T			
-			27.1	-	27.1	M	1A		
30.8#			35.9	-	35.9	F	1B		
-			44.4	-	44.4	T			
-			44.2#	-	44.2#	M	2		
-			44.4	-	44.4	F			
-			37.1	-	37.1	T			
-			34.9	-	34.9	M	3		
-			37.1	-	37.1	F			
26.7			28.0	-	27.9	T			
-			27.7	-	27.7	M	4		
26.9			28.1	-	28.1	F			
28.2			28.7	-	28.7	T			
32.7			26.7	-	26.8	M	5		
28.6			28.3	-	28.3	F			
31.4			26.6	-	26.7	T			
25.1			24.3	-	24.3	M	1A		
33.1			25.9	-	26.0	F	1B		
35.1			26.9	-	27.1	T			
23.9			22.2	-	22.2	M	2		
34.0			25.7	-	25.6	F			
40.7			42.7	-	42.7	T			
42.3			30.1	-	30.2	M	3		
41.8			39.4	-	39.4	F			

TAB.D12

INDEX OF MEAN GROSS MONTHLY PAY (CORRECTED) OF FULL-TIME EMPLOYEES ACCORDING TO ACTIVITY, SEX, QUALIFICATION AND SYSTEM OF PAYMENT (PAY OF ALL FULL-TIME EES.=100)

INDICE DE LA REMUNERATION MENSUELLE BRUTE CORRIGEE MOYENNE DES SALAIRES A TEMPS PLEIN SELON L ACTIVITE, LE SEXE, LA QUALIF. ET LE SYSTEME DE REMUNER. (REM. DE L ENS. DES SAL. A TEMPS PLEIN = 100)

ACTIVITY	NACE	Q U A L I F I C A T I O N	S E X	SYSTEM OF PAYMENT				T O T . E N S .
				PAID ON COMM.	REM. A LA COM.	NOT PAID ON COMM.	NON REM A LA COM.	
AGRIC. PRIMARY PROD., LIVE-STOCK, TEXT.	611	1A	M	-	-	100.0	-	100.0
			F	-	-	100.0	-	100.0
		1B	M	-	-	100.0	-	100.0
			F	-	-	100.0	-	100.0
		2	M	-	-	100.0	-	100.0
			F	-	-	100.0#	-	100.0#
		3	M	-	-	100.0	-	100.0
			F	-	-	89.7	-	100.0
		4	M	104.0#	-	100.0	-	100.0
			F	108.5#	-	100.0	-	100.0
		5	M	-	-	100.3	-	100.0
			F	-	-	100.0	-	100.0
		T	M	90.8#	-	100.2	-	100.0
			F	96.2#	-	100.1	-	100.0
FUELS, ORES, INDUSTRIAL CHEMICALS	612	1A	M	-	-	100.0	-	100.0
			F	-	-	100.0	-	100.0
		1B	M	-	-	100.0	-	100.0
			F	-	-	100.0#	-	100.0#
		2	M	96.5	-	100.0	-	100.0
			F	-	-	100.0	-	100.0
		3	M	97.8	-	100.1	-	100.0
			F	97.6	-	100.1	-	100.0
		4	M	98.2	-	100.2	-	100.0
			F	104.8	-	100.1	-	100.0
		5	M	105.8	-	99.9	-	100.0
			F	101.1	-	100.0	-	100.0
		T	M	101.7	-	100.0	-	100.0
			F	104.9	-	99.9	-	100.0
TIMBER, BUILDING MATERIALS	613	1A	M	107.3	-	100.1	-	100.0
			F	-	-	100.0#	-	100.0#
		1B	M	-	-	100.0	-	100.0
			F	-	-	100.0	-	100.0
		2	M	-	-	100.0	-	100.0
			F	-	-	99.9	-	100.0
		3	M	-	-	100.0#	-	100.0#
			F	-	-	99.9	-	100.0
		4	M	107.8	-	99.6	-	100.0
			F	-	-	100.0	-	100.0
		5	M	110.3	-	99.9	-	100.0
			F	88.6	-	100.5	-	100.0
		T	M	98.2	-	100.1	-	100.0
			F	90.8	-	100.4	-	100.0
MACHINERY, EQUIPMENTS, VEHICLES	614	1A	M	90.2#	-	100.2	-	100.0
			F	-	-	99.2	-	100.0
		1B	M	96.1#	-	100.1	-	100.0
			F	92.2	-	100.2	-	100.0
		2	M	97.2	-	100.1	-	100.0
			F	92.9	-	100.2	-	100.0
		3	M	-	-	100.0	-	100.0
			F	-	-	100.0	-	100.0
		4	M	-	-	100.0#	-	100.0#
			F	-	-	100.0	-	100.0
		5	M	99.3	-	100.1	-	100.0
			F	-	-	99.8	-	100.0
		T	M	100.3	-	99.8	-	100.0
			F	99.2	-	100.3	-	100.0
4	M	101.1	-	100.2	-	100.0		
	F	102.5	-	99.7	-	100.0		
5	M	89.6	-	99.8	-	100.0		
	F	103.8	-	100.3	-	100.0		
T	M	108.8#	-	99.8	-	100.0		
	F	-	-	99.8	-	100.0		
T	M	108.1#	-	99.9	-	100.0		
	F	107.2	-	99.2	-	100.0		
T	M	90.2	-	100.2	-	100.0		
	F	111.8	-	99.0	-	100.0		

TAB.D12

INDEX OF MEAN GROSS  
MONTHLY PAY (CORRECTED)  
OF FULL-TIME FEMALE EMPLOYEES  
ACCORDING TO ACTIVITY,  
QUALIFICATION AND SYSTEM OF PAYMENT  
(PAY OF FULL-TIME MALE EES.=100)

INDICE DE LA REMUNERATION  
MENSUELLE BRUTE CORRIGEE  
MOYENNE DES SALAIRES FEMININS  
A TEMPS PLEIN SELON L'ACTIVITE,  
LA QUALIF. ET LE SYSTEME DE REMUNER.  
(REM. DES SAL. MASC. A TEMPS PLEIN = 100)

SYSTEME DE REMUNERATION						SEX E	Q U A L I F I C A T I O N	NACE	ACTIVITE
PAID ON COMM.	REM. A LA COM.	NOT PAID ON COMM.	NON REM A LA COM.	(*)	TOT. ENS.				
-	-	100.0	-	-	100.0	M	1A	611	MAT. PREM. AGR., ANIMAUX, TEXTILES
-	-	100.0	-	-	100.0	F	1B		
-	-	100.0	-	-	100.0	M	2		
-	-	101.1#	-	-	101.1#	F			
-	-	100.0	-	-	100.0	M	3		
-	-	78.8	-	-	78.6	F			
100.0#	-	100.0	-	-	100.0	M	4		
-	-	83.4	-	-	83.4	F			
-	-	100.0	-	-	100.0	M	5		
-	-	80.1	-	-	80.3	F			
100.0#	-	100.0	-	-	100.0	M	T		COMBUSTIBLES, MINERAIS, PR. CHIMIQUES
-	-	74.0	-	-	74.1	F			
-	-	100.0	-	-	100.0	M	1A	612	
-	-	100.0	-	-	100.0	F	1B		
-	-	103.3#	-	-	103.3#	M			
100.0	-	100.0	-	-	100.0	M	2		
-	-	89.4	-	-	89.6	F			
100.0	-	100.0	-	-	100.0	M	3		
-	-	93.6	-	-	93.6	F			
100.0	-	100.0	-	-	100.0	M	4		
-	-	93.0	-	-	92.8	F			
100.0	-	100.0	-	-	100.0	M	5		
-	-	89.9	-	-	89.8	F			
100.0	-	100.0	-	-	100.0	M	T		BOIS, MATERIAUX DE CONSTR.
-	-	85.9	-	-	85.7	F			
-	-	100.0#	-	-	100.0#	M	1A	613	
-	-	100.0	-	-	100.0	F	1B		
-	-	100.0	-	-	100.0	M	2		
-	-	81.1#	-	-	81.0#	F			
100.0	-	100.0	-	-	100.0	M	3		
-	-	90.2	-	-	89.9	F			
100.0	-	100.0	-	-	100.0	M	4		
-	-	88.8	-	-	89.1	F			
100.0#	-	100.0	-	-	100.0	M	5		
-	-	86.9	-	-	87.8	F			
100.0	-	100.0	-	-	100.0	M	T		MACHINES, VEHICULES
-	-	85.6	-	-	85.7	F			
-	-	100.0	-	-	100.0	M	1A	614	
-	-	100.0	-	-	100.0	F	1B		
-	-	91.0#	-	-	91.0#	M			
100.0	-	100.0	-	-	100.0	M	2		
-	-	90.5	-	-	90.8	F			
100.0	-	100.0	-	-	100.0	M	3		
-	-	90.6	-	-	90.6	F			
100.0	-	100.0	-	-	100.0	M	4		
-	-	75.6	-	-	86.5	F			
100.0#	-	100.0	-	-	100.0	M	5		
-	-	84.5	-	-	84.3	F			
100.0	-	100.0	-	-	100.0	M	T		
-	-	78.4	-	-	77.6	F			

TAB.D12

INDEX OF MEAN GROSS MONTHLY PAY (CORRECTED) OF FULL-TIME EMPLOYEES ACCORDING TO ACTIVITY, SEX, QUALIFICATION AND SYSTEM OF PAYMENT (PAY OF ALL FULL-TIME EES.=100)

INDICE DE LA REMUNERATION MENSUELLE BRUTE CORRIGEE MOYENNE DES SALAIRES A TEMPS PLEIN SELON L ACTIVITE, LE SEXE, LA QUALIF. ET LE SYSTEME DE REMUNER. (REM. DE L ENS. DES SAL. A TEMPS PLEIN = 100)

ACTIVITY	NACE	QUALIFICATION	SEX	SYSTEM OF PAYMENT				TOG. ENS.
				PAID ON COMM.	REM. A LA COM.	NOT PAID ON COMM.	NON REM A LA COM.	
FURNITURE, HSEHD. GOODS, HARDWARE	615	1A	M	-	-	100.0	-	100.0
			F	-	-	100.0	-	100.0
		1B	M	-	-	100.0	-	100.0
			F	-	-	100.0	-	100.0
		2	M	102.0#	-	99.9	-	100.0
			F	-	-	100.4	-	100.0
		3	M	101.9#	-	99.9	-	100.0
			F	107.1	-	99.9	-	100.0
		4	M	110.3	-	99.8	-	100.0
			F	117.1	-	98.1	-	100.0
		5	M	119.6	-	99.8	-	100.0
			F	121.4	-	98.4	-	100.0
		T	M	117.2	-	99.8	-	100.0
			F	117.2	-	99.8	-	100.0
TEXTILES, CLOTHING, FOOTWEAR, LEATHERWARE	616	1A	M	117.4	-	99.8	-	100.0
			F	118.3	-	99.8	-	100.0
		1B	M	122.5	-	99.8	-	100.0
			F	-	-	100.0	-	100.0
		2	M	-	-	100.0	-	100.0
			F	-	-	100.0#	-	100.0
		3	M	-	-	100.0	-	100.0
			F	111.9	-	99.0	-	100.0
		4	M	115.4	-	99.8	-	100.0
			F	152.3	-	98.0	-	100.0
		5	M	114.4	-	99.9	-	100.0
			F	150.0	-	99.8	-	100.0
		T	M	97.4	-	100.0	-	100.0
			F	135.0	-	99.4	-	100.0
FOOD, DRINK, TOBACCO	617	1A	M	108.9	-	99.9	-	100.0
			F	139.2	-	99.9	-	100.0
		1B	M	-	-	100.0	-	100.0
			F	-	-	100.0	-	100.0
		2	M	-	-	100.0	-	100.0
			F	110.6#	-	99.5	-	100.0
		3	M	-	-	100.0	-	100.0
			F	110.7#	-	99.6	-	100.0
		4	M	117.6	-	99.3	-	100.0
			F	-	-	99.3	-	100.0
		5	M	120.2	-	99.6	-	100.0
			F	113.5	-	99.6	-	100.0
		T	M	99.7	-	100.1	-	100.0
			F	117.1	-	99.8	-	100.0
TOBACCO PRODUCTS	617.6	1A	M	92.9	-	100.5	-	100.0
			F	82.1	-	101.0	-	100.0
		1B	M	89.7	-	100.6	-	100.0
			F	112.1	-	99.9	-	100.0
		2	M	79.7	-	100.7	-	100.0
			F	111.2	-	99.2	-	100.0
		3	M	-	-	-	-	-
			F	-	-	-	-	-
		4	M	-	-	-	-	-
			F	-	-	-	-	-
		5	M	-	-	-	-	-
			F	-	-	-	-	-
		T	M	-	-	-	-	-
			F	-	-	-	-	-

TAB.D12

INDEX OF MEAN GROSS  
MONTHLY PAY (CORRECTED)  
OF FULL-TIME FEMALE EMPLOYEES  
ACCORDING TO ACTIVITY,  
QUALIFICATION AND SYSTEM OF PAYMENT  
(PAY OF FULL-TIME MALE EES.=100)

INDICE DE LA REMUNERATION  
MENSUELLE BRUTE CORRIGEE  
MOYENNE DES SALAIRES FEMININS  
A TEMPS PLEIN SELON L ACTIVITE,  
LA QUALIF. ET LE SYSTEME DE REMUNER.  
(REM. DES SAL. MASC. A TEMPS PLEIN = 100)

SYSTEME DE REMUNERATION						SEX E	QUALIFICATION	NACE	ACTIVITE	
PAID ON COMM.	REM. A LA COM.	NOT PAID ON COMM.	NON REM A LA COM.	(*)	TOT. ENS.					
-	-	100.0	-	-	100.0	M	1A	615	MEUBLES, ART. MENAGERS QUINCAILLERIE	
-	-	100.0	-	-	100.0	F	1B			
100.0#	-	100.0	-	-	100.0	M	2			
-	-	81.7	-	-	91.2	F				
100.0	-	100.0	-	-	100.0	M	3			
-	-	85.3	-	-	84.5	F				
100.0	-	100.0	-	-	100.0	M	4			
89.7	-	89.3	-	-	87.8	F				
100.0	-	100.0	-	-	100.0	M	5			
-	-	88.5	-	-	88.4	F				
100.0	-	100.0	-	-	100.0	M	T			
82.2	-	82.4	-	-	81.6	F				
-	-	100.0	-	-	100.0	M	1A	616		TEXTILE, HABILLEMENT, CHAUSSURES
-	-	-	-	-	-	F	1B			
-	-	100.0	-	-	100.0	M	2			
-	-	107.3#	-	-	107.3#	F				
-	-	100.0	-	-	100.0	M	3			
-	-	83.1	-	-	83.2	F				
100.0	-	100.0	-	-	100.0	M	4			
-	-	92.0	-	-	90.3	F				
100.0	-	100.0	-	-	100.0	M	5			
69.2	-	93.9	-	-	92.1	F				
-	-	93.2	-	-	93.2	F				
100.0	-	100.0	-	-	100.0	M	T			
67.8	-	85.4	-	-	84.0	F				
-	-	100.0	-	-	100.0	M	1A	617	PRODUITS ALIM., BOISSONS, TABAC	
-	-	-	-	-	-	F	1B			
-	-	100.0	-	-	100.0	M	2			
100.0#	-	100.0	-	-	100.0	F				
-	-	99.1	-	-	98.7	F				
100.0	-	100.0	-	-	100.0	M	3			
-	-	91.3	-	-	88.6	F				
100.0	-	100.0	-	-	100.0	M	4			
68.2	-	87.6	-	-	86.3	F				
100.0	-	100.0	-	-	100.0	M	5			
76.6	-	87.2	-	-	86.7	F				
100.0	-	100.0	-	-	100.0	M	T			
57.0	-	81.6	-	-	80.1	F				
-	-	-	-	-	-	M	1A	617.6		PRODUITS OU TABAC
-	-	-	-	-	-	F	1B			
-	-	-	-	-	-	M	2			
-	-	-	-	-	-	F				
-	-	-	-	-	-	M	3			
-	-	-	-	-	-	F				
-	-	-	-	-	-	M	4			
-	-	-	-	-	-	F				
-	-	-	-	-	-	M	5			
-	-	-	-	-	-	F				

TAB.D12

INDEX OF MEAN GROSS MONTHLY PAY (CORRECTED) OF FULL-TIME EMPLOYEES ACCORDING TO ACTIVITY, SEX, QUALIFICATION AND SYSTEM OF PAYMENT (PAY OF ALL FULL-TIME EES.=100)

INDICE DE LA REMUNERATION MENSUELLE BRUTE CORRIGEE MOYENNE DES SALAIRES A TEMPS PLEIN SELON L ACTIVITE, LE SEXE, LA QUALIF. ET LE SYSTEME DE REMUNER. (REM. DE L ENS. DES SAL. A TEMPS PLEIN = 100)

ACTIVITY	NACE	Q U A L I F I C A T I O N	S E X	SYSTEM OF PAYMENT				T O G . E N S .		
				P A I D O N C O M M .	R E M . A L A C O M .	N O T P A I D O N C O M M .	N O N R E M A L A C O M .		(*)	
PHARMACEUTICAL, MEDICAL GDS., CLEANING MAT.	618	1A	M	-	-	100.0	-	100.0		
			F	-	-	100.0	-	100.0		
		1B	M	-	-	100.0	-	100.0		
			F	-	-	100.0#	-	100.0#		
		2	M	94.3	-	102.2	-	100.0		
			F	-	-	100.0	-	100.0		
		3	M	97.0	-	100.9	-	100.0		
			F	85.6	-	101.5	-	100.0		
		4	M	89.0	-	100.8	-	100.0		
			F	-	-	99.9	-	100.0		
		5	M	120.6	-	99.4	-	100.0		
			F	112.8	-	99.8	-	100.0		
		T	M	94.2	-	100.1	-	100.0		
			F	96.3	-	100.0	-	100.0		
PHARMACEUTICALS	618.1	1A	M	125.3	-	99.0	-	100.0		
			F	123.9	-	99.7	-	100.0		
		1B	M	130.7	-	98.2	-	100.0		
			F	-	-	100.0#	-	100.0#		
		2	M	-	-	100.0#	-	100.0#		
			F	-	-	100.0#	-	100.0#		
		3	M	-	-	103.7	-	100.0		
			F	-	-	102.5	-	100.0		
		4	M	-	-	99.8	-	100.0		
			F	-	-	100.0	-	100.0		
		5	M	-	-	99.8	-	100.0		
			F	-	-	99.8	-	100.0		
		OTHER WHOLESALE DISTRIBUTION	618	1A	M	-	-	100.0	-	100.0
					F	-	-	100.0	-	100.0
1B	M			-	-	100.0	-	100.0		
	F			-	-	100.0	-	100.0		
2	M			102.8	-	100.0	-	100.0		
	F			-	-	99.7	-	100.0		
3	M			103.0	-	99.6	-	100.0		
	F			105.2	-	98.6	-	100.0		
4	M			106.9	-	98.4	-	100.0		
	F			105.9	-	99.6	-	100.0		
5	M			89.0	-	100.1	-	100.0		
	F			109.7	-	98.6	-	100.0		
T	M			91.2	-	100.2	-	100.0		
	F			-	-	100.0	-	100.0		
PAPER, BOOKS, STATIONERY, NEWSPAPERS	618.1/2	1A	M	96.5	-	100.1	-	100.0		
			F	112.7	-	98.9	-	100.0		
		1B	M	95.9#	-	100.0	-	100.0		
			F	121.8	-	98.8	-	100.0		
		2	M	-	-	-	-	-		
			F	-	-	-	-	-		
		3	M	-	-	100.0#	-	100.0#		
			F	-	-	100.0	-	100.0		
		4	M	-	-	100.0#	-	100.0#		
			F	-	-	100.0	-	100.0		
		5	M	-	-	100.0	-	100.0		
			F	-	-	99.8	-	100.0		
		T	M	-	-	100.0	-	100.0		
			F	-	-	100.1	-	100.0		
				100.0	-	100.0				
				99.9	-	100.0				

INDEX OF MEAN GROSS  
MONTHLY PAY (CORRECTED)  
OF FULL-TIME FEMALE EMPLOYEES  
ACCORDING TO ACTIVITY,  
QUALIFICATION AND SYSTEM OF PAYMENT  
(PAY OF FULL-TIME MALE EES.=100)

INDICE DE LA REMUNERATION  
MENSUELLE BRUTE CORRIGEE  
MOYENNE DES SALAIRES FEMININS  
A TEMPS PLEIN SELON L'ACTIVITE,  
LA QUALIF. ET LE SYSTEME DE REMUNER.  
(REM. DES SAL. MASC. A TEMPS PLEIN = 100)

SYSTEME DE REMUNERATION						SEXE	QUALIFICATION	NACE	ACTIVITE
PAID ON COMM.	REM. A LA COM.	NOT PAID ON COMM.	NON REM A LA COM.	(°)	TOT. ENS.				
-	-	100.0	-	-	100.0	M	1A	618	PR. PHARM., MEDICAUX, D'ENTRETIEN
-	-	100.0	-	-	100.0	F	1B		
-	-	103.4#	-	-	103.4#	M	2		
100.0	-	100.0	-	-	100.0	F	3		
-	-	79.7	-	-	81.5	M	4		
100.0	-	100.0	-	-	100.0	F	5		
-	-	85.9	-	-	87.2	M	T		
97.5	-	100.0	-	-	100.0	F	1A	618.1	PRODUITS PHARM.
-	-	86.7	-	-	87.1	M	1B		
100.0	-	100.0	-	-	100.0	F	2		
-	-	92.9	-	-	94.0	M	3		
100.0	-	100.0	-	-	100.0	F	4		
-	-	83.1	-	-	82.5	M	5		
-	-	100.0#	-	-	100.0#	F	T		
-	-	-	-	-	-	M	1A	618	AUTRES COMMERCE DE GROS
-	-	100.0#	-	-	100.0#	F	1B		
-	-	-	-	-	-	M	2		
-	-	100.0	-	-	100.0	F	3		
-	-	83.5	-	-	83.3	M	4		
-	-	100.0	-	-	100.0	F	5		
-	-	84.7	-	-	84.6	M	T		
-	-	100.0	-	-	100.0	F	1A	618.1/2	PAPIER, LIVRES, JOURNEAUX
-	-	94.3	-	-	94.4	M	1B		
-	-	100.0	-	-	100.0	F	2		
-	-	84.6	-	-	84.7	M	3		
-	-	100.0	-	-	100.0	F	4		
-	-	-	-	-	-	M	5		
-	-	100.0	-	-	100.0	F	T		
-	-	74.7	-	-	73.9	M	1A		
-	-	-	-	-	-	F	1B		
-	-	-	-	-	-	M	2		
100.0	-	100.0	-	-	100.0	F	3		
-	-	92.9	-	-	92.6	M	4		
100.0	-	100.0	-	-	100.0	F	5		
-	-	88.4	-	-	87.4	M	T		
100.0	-	100.0	-	-	100.0	F	1A		
-	-	85.3	-	-	84.9	M	1B		
100.0	-	100.0	-	-	100.0	F	2		
-	-	84.1	-	-	84.3	M	3		
100.0	-	100.0	-	-	100.0	F	4		
-	-	74.7	-	-	73.9	M	5		
-	-	-	-	-	-	F	T		
-	-	-	-	-	-	M	1A		
-	-	-	-	-	-	F	1B		
-	-	-	-	-	-	M	2		
-	-	100.0#	-	-	100.0#	F	3		
-	-	-	-	-	-	M	4		
-	-	100.0#	-	-	100.0#	F	5		
-	-	94.2	-	-	94.2	M	T		
-	-	100.0	-	-	100.0	F	1A		
-	-	86.0	-	-	85.8	M	1B		
-	-	100.0	-	-	100.0	F	2		
-	-	84.0	-	-	84.0	M	3		

TAB.D12

INDEX OF MEAN GROSS MONTHLY PAY (CORRECTED) OF FULL-TIME EMPLOYEES ACCORDING TO ACTIVITY, SEX, QUALIFICATION AND SYSTEM OF PAYMENT (PAY OF ALL FULL-TIME EES.=100)

INDICE DE LA REMUNERATION MENSUELLE BRUTE CORRIGEE MOYENNE DES SALAIRES A TEMPS PLEIN SELON L ACTIVITE, LE SEXE, LA QUALIF. ET LE SYSTEME DE REMUNER. (REM. DE L ENS. DES SAL. A TEMPS PLEIN = 100)

ACTIVITY	NACE	QUALIFICATION	SEX	SYSTEM OF PAYMENT						
				PAID ON COMM.	REM. A LA COM.	NOT PAID ON COMM.	MON REM A LA COM.	(*)	TOT. ENS.	
WHOLESALE TRADE	61	1A	M	-	-	100.0	-	100.0		
			F	-	-	100.0#	-	100.0#		
		1B	M	-	-	100.0	-	100.0		
			F	-	-	100.0	-	100.0		
		2	M	100.7	-	99.9	-	100.0		
			F	-	-	100.0	-	100.0		
		3	M	101.9	-	99.8	-	100.0		
			F	104.1	-	99.3	-	100.0		
		4	M	101.3#	-	100.0	-	100.0		
			F	106.7	-	98.2	-	100.0		
		5	M	109.1	-	99.5	-	100.0		
			F	98.7	-	100.0	-	100.0		
		T	M	111.5	-	99.5	-	100.0		
			F	92.0	-	100.2	-	100.0		
		FOOD, DRINK, TOBACCO	641/642	1A	M	85.2	-	100.3	-	100.0
					F	90.7	-	100.2	-	100.0
				1B	M	111.1	-	99.3	-	100.0
					F	87.8	-	100.2	-	100.0
				2	M	113.7	-	98.4	-	100.0
					F	-	-	100.0	-	100.0
3	M			-	-	100.0	-	100.0		
	F			-	-	100.0	-	100.0		
4	M			-	-	100.0#	-	100.0#		
	F			-	-	100.0	-	100.0		
5	M			-	-	100.0	-	100.0		
	F			-	-	99.7	-	100.0		
T	M			92.0#	-	100.2	-	100.0		
	F			-	-	100.0	-	100.0		
DISPENSING CHEMISTS	643			1A	M	96.0#	-	100.1	-	100.0
					F	106.2	-	99.9	-	100.0
				1B	M	99.6	-	100.0	-	100.0
					F	110.2	-	99.9	-	100.0
				2	M	103.4#	-	100.0	-	100.0
					F	-	-	100.0	-	100.0
		3	M	105.8	-	99.9	-	100.0		
			F	104.6	-	99.9	-	100.0		
		4	M	99.8	-	100.0	-	100.0		
			F	109.1	-	99.9	-	100.0		
		5	M	-	-	100.0	-	100.0		
			F	-	-	100.0	-	100.0		
		T	M	-	-	100.0	-	100.0		
			F	-	-	102.9	-	100.0		
		MEDICAL GOODS, COSMETICS, CLEANING.MAT.	644	1A	M	-	-	100.3	-	100.0
					F	-	-	100.0	-	100.0
				1B	M	-	-	100.0	-	100.0
					F	-	-	100.0	-	100.0
				2	M	-	-	100.0	-	100.0
					F	100.1	-	100.0	-	100.0
3	M			97.7	-	100.4	-	100.0		
	F			96.3	-	100.3	-	100.0		
4	M			103.4	-	98.8	-	100.0		
	F			96.4	-	100.6	-	100.0		
5	M			-	-	99.8	-	100.0		
	F			-	-	101.5	-	100.0		
T	M			73.5#	-	100.8	-	100.0		
	F			-	-	100.0	-	100.0		
T	M			-	-	100.2	-	100.0		
	F			122.3	-	99.2	-	100.0		
T	M			107.1	-	98.4	-	100.0		
	F			106.8	-	99.6	-	100.0		



INDEX OF MEAN GROSS  
MONTHLY PAY (CORRECTED)  
OF FULL-TIME FEMALE EMPLOYEES  
ACCORDING TO ACTIVITY,  
QUALIFICATION AND SYSTEM OF PAYMENT  
(PAY OF FULL-TIME MALE EES.=100)

INDICE DE LA REMUNERATION  
MENSUELLE BRUTE CORRIGEE  
MOYENNE DES SALAIRES FEMININS  
A TEMPS PLEIN SELON L ACTIVITE,  
LA QUALIF. ET LE SYSTEME DE REMUNER.  
(REM. DES SAL. MASC. A TEMPS PLEIN = 100)

SYSTEME DE REMUNERATION						SEXE	QUALIFICATION	NACE	ACTIVITE
PAID ON COMM.	REM. A LA COM.	NOT PAID ON COMM.	NON REM A LA COM.	(%)	TOT. EMS.				
-		100.0		-	100.0	M	1A	61	COMMERCE DE GROS
-		87.7#		-	87.7#	F			
-		100.0		-	100.0	M	1B		
-		91.6		-	91.6	F			
100.0		100.0		-	100.0	M	2		
		90.5		-	90.5	F			
100.0		100.0		-	100.0	M	3		
86.3#		89.2		-	88.6	F			
100.0		100.0		-	100.0	M	4		
79.3		87.2		-	86.8	F			
100.0		100.0		-	100.0	M	5		
80.0		86.4		-	86.3	F			
100.0		100.0		-	100.0	M	T		
62.5		79.7		-	79.0	F			
-		100.0		-	100.0	M	1A	641/642	
-				-		F			
-		100.0		-	100.0	M	1B		
-		56.8#		-	56.8#	F			
-		100.0		-	100.0	M	2		
-		77.9		-	77.7	F			
100.0#		100.0		-	100.0	M	3		
-		78.3		-	78.4	F			
100.0		100.0		-	100.0	M	4		
82.1		87.6		-	87.5	F			
100.0#		100.0		-	100.0	M	5		
		82.9		-	92.9	F			
100.0		100.0		-	100.0	M	T		
79.7		83.6		-	83.5	F			
-		100.0		-	100.0	M	1A	643	PHARMACIES
-				-		F			
-		100.0		-	100.0	M	1B		
-		100.8		-	100.8	F			
-		100.0		-	100.0	M	2		
-		91.9		-	91.9	F			
-		100.0		-	100.0	M	3		
-		71.4		-	84.8	F			
-		100.0		-	100.0	M	4		
-		69.6		-	69.7	F			
-		100.0		-	100.0	M	5		
-		83.4		-	83.4	F			
-		100.0		-	100.0	M	T		
-		77.3		-	79.5	F			
-		100.0		-	100.0	M	1A	644	
-				-		F			
-		100.0		-	100.0	M	1B		
-		86.6		-	80.9	F			
100.0		100.0		-	100.0	M	2		
		89.3		-	86.2	F			
100.0		100.0		-	100.0	M	3		
92.7		85.0		-	86.3	F			
-		100.0		-	100.0	M	4		
-		87.8		-	86.4	F			
-		100.0		-	100.0	M	5		
-		82.6		-	82.5	F			
100.0		100.0		-	100.0	M	T		
64.5		73.8		-	73.7	F			

TAB.D12

INDEX OF MEAN GROSS MONTHLY PAY (CORRECTED) OF FULL-TIME EMPLOYEES ACCORDING TO ACTIVITY, SEX, QUALIFICATION AND SYSTEM OF PAYMENT (PAY OF ALL FULL-TIME EES.=100)

INDICE DE LA REMUNERATION MENSUELLE BRUTE CORRIGEE MOYENNE DES SALARIES A TEMPS PLEIN SELON L ACTIVITE, LE SEXE, LA QUALIF. ET LE SYSTEME DE REMUNER. (REM. DE L EMS. DES SAL. A TEMPS PLEIN = 100)

ACTIVITY	NACE	Q U A L I F I C A T I O N	S E X	SYSTEM OF PAYMENT				TOG. EMS.	
				PAID ON COMM.	REM. A LA COM.	NOT PAID ON COMM.	NON REM A LA COM.		(°)
CLOTHING	645	1A	M	-	-	-	100.0#	-	100.0#
			F	-	-	-	100.0#	-	100.0#
		1B	M	-	-	-	100.0	-	100.0
			F	-	-	-	100.0#	-	100.0#
		2	M	-	-	-	100.0	-	100.0
			F	-	-	-	100.3	-	100.0
		3	M	-	-	-	100.0	-	100.0
			F	-	-	-	100.2	-	100.0
		4	M	-	-	-	99.6	-	100.0
			F	-	-	-	100.0	-	100.0
		5	M	105.6#	-	-	99.7	-	100.0
			F	-	-	-	99.9	-	100.0
		T	M	108.7#	-	-	100.0	-	100.0
			F	104.2	-	-	99.9	-	100.0
FOOTWEAR, LEATHER GOODS	646	1A	M	106.2	-	-	100.0	-	100.0
			F	102.1#	-	-	100.0	-	100.0
		1B	M	108.5#	-	-	100.0	-	100.0
			F	-	-	-	99.9	-	100.0
		2	M	-	-	-	100.0#	-	100.0#
			F	-	-	-	100.0#	-	100.0#
		3	M	-	-	-	100.2	-	100.0
			F	-	-	-	100.0	-	100.0
		4	M	-	-	-	100.0	-	100.0
			F	-	-	-	100.0	-	100.0
		5	M	-	-	-	100.5	-	100.0
			F	-	-	-	100.0	-	100.0
		T	M	-	-	-	100.2	-	100.0
			F	-	-	-	101.1	-	100.0
FURN. FABRICS, HOUSEHOLD TEXTILES	647	1A	M	-	-	-	100.7	-	100.0
			F	-	-	-	100.3	-	100.0
		1B	M	-	-	-	100.4	-	100.0
			F	-	-	-	100.4	-	100.0
		2	M	-	-	-	100.0	-	100.0
			F	-	-	-	100.0	-	100.0
		3	M	-	-	-	100.0	-	100.0
			F	-	-	-	100.0	-	100.0
		4	M	-	-	-	100.0	-	100.0
			F	-	-	-	100.0	-	100.0
		5	M	-	-	-	100.0	-	100.0
			F	-	-	-	100.0	-	100.0
		T	M	-	-	-	100.0	-	100.0
			F	-	-	-	100.0	-	100.0
HOUSEHOLD FITMENTS, APPLIANCES	648/649	1A	M	-	-	-	100.0#	-	100.0#
			F	-	-	-	100.0#	-	100.0#
		1B	M	-	-	-	100.0	-	100.0
			F	-	-	-	100.0	-	100.0
		2	M	126.1	-	-	100.0	-	100.0
			F	-	-	-	99.3	-	100.0
		3	M	125.6	-	-	100.0	-	100.0
			F	122.7	-	-	100.0	-	100.0
		4	M	-	-	-	100.0	-	100.0
			F	124.3	-	-	99.2	-	100.0
		5	M	103.9#	-	-	100.0	-	100.0
			F	-	-	-	100.1	-	100.0
		T	M	100.4#	-	-	100.0	-	100.0
			F	87.4#	-	-	100.4	-	100.0
	M	88.9#	-	-	100.0	-	100.0		
	F	97.6	-	-	100.3	-	100.0		
	M	83.8#	-	-	100.1	-	100.0		
	F	98.9	-	-	100.1	-	100.0		

TAB.D12

INDEX OF MEAN GROSS  
MONTHLY PAY (CORRECTED)  
OF FULL-TIME FEMALE EMPLOYEES  
ACCORDING TO ACTIVITY,  
QUALIFICATION AND SYSTEM OF PAYMENT  
(PAY OF FULL-TIME MALE EES.=100)

INDICE DE LA REMUNERATION  
MENSUELLE BRUTE CORRIGEE  
MOYENNE DES SALAIRES FEMININS  
A TEMPS PLEIN SELON L'ACTIVITE,  
LA QUALIF. ET LE SYSTEME DE REMUNER.  
(REM. DES SAL. MASC. A TEMPS PLEIN = 100)

SYSTEME DE REMUNERATION						SEXE	QUALIFICATION	NACE	ACTIVITE	
PAID ON COMM.	REM. A LA COM.	NOT PAID ON COMM.	NON REM A LA COM.	(°)	TOG. ENS.					
-	-	100.0#	-	-	100.0#	M	1A	645	ARTICLES D'HABILLEMENT	
-	-	100.0	-	-	100.0	F	1B			
-	-	84.4#	-	-	84.4#	M	2			
-	-	88.2	-	-	88.4	F	3			
-	-	92.5	-	-	92.1	M	4			
100.0#	-	87.6	-	-	87.5	F	5			
100.0	-	90.4	-	-	90.3	M	T			
100.0#	-	81.9	-	-	81.8	F	1A	646		CHAUSSURES, MAROQUINERIE
-	-	-	-	-	-	M	1B			
-	-	100.0#	-	-	100.0#	M	2			
-	-	85.5	-	-	85.7	F	3			
-	-	91.4	-	-	91.4	M	4			
-	-	92.6	-	-	93.1	F	5			
-	-	97.9	-	-	96.8	M	T			
-	-	75.6	-	-	75.6	F	1A	647	TISSUS D'AMEUBLEMENT	
-	-	-	-	-	-	M	1B			
-	-	-	-	-	-	M	2			
-	-	100.0	-	-	100.0	M	3			
-	-	103.4	-	-	103.4	F	4			
-	-	82.5	-	-	82.5	M	5			
-	-	95.5	-	-	95.5	M	T			
-	-	84.0	-	-	84.0	F	1A	648/649		EQUIPEMENT DU FOYER
-	-	100.0#	-	-	100.0#	M	1B			
-	-	100.0	-	-	100.0	M	2			
100.0	-	104.4	-	-	103.7	F	3			
100.0	-	97.3	-	-	96.2	M	4			
100.0#	-	81.3	-	-	81.2	M	5			
100.0#	-	84.6	-	-	84.6	F	T			
100.0	-	80.1	-	-	80.1	M				
77.3#	-	-	-	-	-	F				

TAB.D12

INDEX OF MEAN GROSS  
MONTHLY PAY (CORRECTED)  
OF FULL-TIME EMPLOYEES  
ACCORDING TO ACTIVITY, SEX,  
QUALIFICATION AND SYSTEM OF PAYMENT  
(PAY OF ALL FULL-TIME EES.=100)

INDICE DE LA REMUNERATION  
MENSUELLE BRUTE CORRIGEE  
MOYENNE DES SALARIES  
A TEMPS PLEIN SELON L ACTIVITE, LE SEXE,  
LA QUALIF. ET LE SYSTEME DE REMUNER.  
(REM. DE L ENS. DES SAL. A TEMPS PLEIN = 100)

ACTIVITY	NACE	Q U A L I F I C A T I O N	S E X	SYSTEM OF PAYMENT				TOG. ENS.
				PAID ON COMM.	REM. A LA COM.	NOT PAID ON COMM.	NON REM A LA COM.	
BOOKS, NEWSPRS., STATIONERY, OFFICE SUPPS.	653	1A	M	-	-	100.0	-	100.0
			F	-	-	100.0	-	100.0
		1B	M	-	-	100.0	-	100.0
			F	-	-	100.0	-	100.0
		2	M	99.8	-	100.0	-	100.0
			F	-	-	100.0	-	100.0
		3	M	100.6	-	100.0	-	100.0
			F	102.0	-	99.5	-	100.0
		4	M	103.4	-	99.5	-	100.0
			F	107.8	-	98.9	-	100.0
		5	M	118.7	-	100.0	-	100.0
			F	97.6	-	98.8	-	100.0
		T	M	87.2	-	100.7	-	100.0
			F	104.6	-	98.5	-	100.0
OTHER RETAIL DISTRIBUTION	654/655	1A	M	111.2	-	99.3	-	100.0
			F	-	-	100.0	-	100.0
		1B	M	-	-	100.0	-	100.0
			F	-	-	100.0	-	100.0
		2	M	105.8	-	99.5	-	100.0
			F	-	-	100.0	-	100.0
		3	M	107.3	-	99.4	-	100.0
			F	103.6	-	99.5	-	100.0
		4	M	105.9	-	99.7	-	100.0
			F	99.2	-	99.3	-	100.0
		5	M	101.9	-	100.0	-	100.0
			F	-	-	100.1	-	100.0
		T	M	113.2	-	99.9	-	100.0
			F	-	-	99.8	-	100.0
VARIOUS NON-FOOD PRODUCTS	656	1A	M	117.4	-	100.2	-	100.0
			F	-	-	99.9	-	100.0
		1B	M	-	-	100.0	-	100.0
			F	-	-	100.0	-	100.0
		2	M	-	-	100.0	-	100.0
			F	-	-	100.0	-	100.0
		3	M	-	-	100.0	-	100.0
			F	-	-	100.0	-	100.0
		4	M	-	-	100.0	-	100.0
			F	-	-	100.0	-	100.0
		5	M	89.1#	-	100.0	-	100.0
			F	-	-	100.0	-	100.0
		T	M	80.7#	-	100.0	-	100.0
			F	-	-	100.0	-	100.0
RETAIL TRADE	64/653- 656	1A	M	80.7#	-	100.0	-	100.0
			F	-	-	100.0	-	100.0
		1B	M	-	-	100.0	-	100.0
			F	-	-	100.0	-	100.0
		2	M	102.9	-	99.9	-	100.0
			F	-	-	100.1	-	100.0
		3	M	103.6	-	99.9	-	100.0
			F	98.9	-	100.1	-	100.0
		4	M	109.3	-	99.9	-	100.0
			F	101.5	-	99.9	-	100.0
		5	M	104.3	-	99.9	-	100.0
			F	80.9	-	100.1	-	100.0
		T	M	103.6	-	100.0	-	100.0
			F	88.3	-	100.2	-	100.0
T	M	86.6	-	100.1	-	100.0		
	F	89.4	-	100.2	-	100.0		
T	M	102.1	-	100.0	-	100.0		
	F	80.4	-	100.0	-	100.0		
T	M	105.3	-	99.9	-	100.0		
	F	-	-	-	-	-		

TAB.D12

INDEX OF MEAN GROSS  
MONTHLY PAY (CORRECTED)  
OF FULL-TIME FEMALE EMPLOYEES  
ACCORDING TO ACTIVITY,  
QUALIFICATION AND SYSTEM OF PAYMENT  
(PAY OF FULL-TIME MALE EES.=100)

INDICE DE LA REMUNERATION  
MENSUELLE BRUTE CORRIGEE  
MOYENNE DES SALAIRES FEMININS  
A TEMPS PLEIN SELON L ACTIVITE,  
LA QUALIF. ET LE SYSTEME DE REMUNER.  
(REM. DES SAL. MASC. A TEMPS PLEIN = 100)

SYSTEME DE REMUNERATION						SEXE	QUALIFICATION	NACE	ACTIVITE
PAID ON COMM.	REM. A LA COM.	NOT PAID ON COMM.	NOM REM A LA CDM.	(%)	TOT. EMS.				
-	-	100.0	-	-	100.0	M	1A	653	LIVRES, JOURN., PAPIER, EQ. BUREAU
-	-	100.0	-	-	100.0	F	1B		
100.0	-	100.0	-	-	100.0	M	2		
-	-	95.8	-	-	95.8	F			
100.0	-	100.0	-	-	100.0	M	3		
-	-	95.1	-	-	94.6	F			
100.0	-	100.0	-	-	100.0	M	4		
-	-	82.3	-	-	81.4	F			
100.0	-	100.0	-	-	100.0	M	5		
-	-	86.2	-	-	85.7	F			
100.0	-	100.0	-	-	100.0	M	T		
-	-	77.7	-	-	77.1	F			
-	-	100.0	-	-	100.0	M	1A	654/655	AUTRES COMMERCE DE DETAIL
-	-	100.0	-	-	100.0	F	1B		
-	-	95.5#	-	-	95.5#	F			
100.0	-	100.0	-	-	100.0	M	2		
-	-	85.5	-	-	85.0	F			
100.0	-	100.0	-	-	100.0	M	3		
-	-	90.8	-	-	90.6	F			
100.0	-	100.0	-	-	100.0	M	4		
-	-	87.8	-	-	87.8	F			
-	-	100.0	-	-	100.0	M	5		
-	-	87.7	-	-	87.3	F			
100.0	-	100.0	-	-	100.0	M	T		
-	-	81.7	-	-	81.1	F			
-	-	100.0	-	-	100.0	M	1A	656	PRODUITS DIVERS NOJ ALIMENT.
-	-	100.0	-	-	100.0	F	1B		
-	-	87.3#	-	-	87.3#	F			
-	-	100.0	-	-	100.0	M	2		
-	-	93.7	-	-	93.7	F			
-	-	100.0	-	-	100.0	M	3		
-	-	90.8	-	-	90.8	F			
-	-	100.0	-	-	100.0	M	4		
-	-	87.7	-	-	87.7	F			
-	-	100.0	-	-	100.0	M	5		
-	-	86.5	-	-	86.5	F			
100.0#	-	100.0	-	-	100.0	M	T		
-	-	78.7	-	-	78.7	F			
-	-	100.0	-	-	100.0	M	1A	64/653-656	COMMERCE DE DETAIL
-	-	91.4#	-	-	91.4#	F	1B		
-	-	100.0	-	-	100.0	M	2		
-	-	87.7	-	-	87.7	F			
100.0	-	100.0	-	-	100.0	M	3		
-	-	90.5	-	-	90.4	F			
100.0	-	100.0	-	-	100.0	M	4		
102.8	-	92.9	-	-	93.0	F			
100.0	-	100.0	-	-	100.0	M	5		
70.9	-	91.6	-	-	91.5	F			
100.0	-	100.0	-	-	100.0	M	T		
90.9	-	92.6	-	-	92.7	F			
100.0	-	100.0	-	-	100.0	M			
76.1	-	85.9	-	-	85.8	F			



**Series E**  
**Série E**







TAB.E1

EMPLOYEES ACCORDING TO ACTIVITY, SEX, QUALIFICATION, REGION AND TYPE OF EMPLOYMENT

(THOUSANDS)		TYPE OF EMPLOYMENT: FULL-TIME												(MILLIERS)				
ACTIVITY	NACE	QUALIFICATION	SEX	REGION														
				PIEM. ADSTA LIGUR.	LOMB.	TRENT. FRIULI VENETO	EMILIA ROMAG.	MARCHE TOSC. UMBRIA	LAZIO	ABRUZ. MOLISE	CAMP.	PUGLIA BASIL. CALAB.	SICIL.	SARO.	TOTAL			
FURNITURE, HSEHD. GOODS. HARDWARE	615	1A	M	-	0.1	0.0	-	-	-	-	-	-	-	-	-	0.2		
			F	-	-	-	-	-	-	-	-	-	-	-	-	-	-	
		1B	M	0.1	0.3	0.1	-	-	-	-	-	-	-	-	-	-	-	0.2
			F	-	-	-	-	-	-	-	-	-	-	-	-	-	-	0.6
		2	M	0.1	0.4	0.1	-	-	-	-	-	-	-	-	-	-	-	0.7
			F	0.1	0.6	0.2	0.1	0.1	0.1	0.1	-	-	-	-	-	0.1	-	1.3
	3	M	0.1	0.1	0.2	0.1	0.1	0.1	0.1	-	-	-	-	-	-	-	0.2	
		F	0.3	1.1	0.4	0.2	0.5	0.2	0.2	-	-	0.0	0.3	0.1	-	-	1.5	
	4	M	0.1	0.4	0.1	0.1	0.1	0.1	0.1	-	-	-	-	-	-	-	1.1	
		F	0.4	1.5	0.5	0.3	0.6	0.3	0.3	0.3	0.0	0.3	0.1	-	-	-	4.3	
	5	M	0.8	3.4	1.6	0.7	1.3	0.3	0.3	0.1	0.2	0.2	0.1	0.5	0.1	-	9.2	
		F	0.5	2.0	0.7	0.2	0.5	0.2	0.2	0.1	0.1	0.0	0.3	0.1	0.1	-	4.8	
T	M	1.3	5.4	2.3	1.0	1.8	0.5	0.2	0.2	0.3	0.2	0.4	0.6	0.1	-	13.9		
	F	0.4	1.9	1.1	0.3	0.8	0.2	1.6	0.2	0.2	1.5	0.3	0.5	0.1	-	8.7		
TEXTILES, CLOTHING, FOOTWR. LEATHERWARE	616	1A	M	0.3	1.1	0.5	0.1	0.2	0.1	0.5	-	-	-	-	-	0.4		
			F	0.7	3.0	1.6	0.4	1.1	0.2	2.1	0.2	1.5	0.4	0.8	-	-	12.1	
		1B	M	1.7	7.4	3.4	1.2	2.7	0.8	0.8	1.9	0.5	2.1	0.5	1.0	-	-	23.3
			F	1.0	3.6	1.4	0.5	0.8	0.3	0.8	0.1	0.1	0.4	0.5	0.5	-	-	9.5
		2	M	2.7	11.0	4.7	1.7	3.6	1.1	2.7	0.6	0.6	2.2	0.9	1.5	-	-	32.8
			F	0.0	0.1	0.0	-	-	-	-	-	-	-	-	-	-	-	0.2
	3	M	0.0	0.1	0.0	-	-	-	-	-	-	-	-	-	-	-	0.2	
		F	0.0	0.2	0.1	-	-	-	-	-	-	-	-	-	-	-	0.5	
	4	M	0.1	0.3	0.1	-	-	-	-	-	-	-	-	-	-	-	0.1	
		F	0.2	0.4	0.2	0.1	0.1	0.1	0.1	0.1	0.1	0.1	0.0	0.1	0.0	-	1.2	
	5	M	0.1	0.1	0.0	-	-	-	-	-	-	-	-	-	-	-	0.4	
		F	0.3	0.6	0.2	0.1	0.1	0.1	0.1	0.1	0.1	0.1	0.1	0.1	0.1	-	1.5	
T	M	0.3	0.7	0.4	0.3	0.5	0.2	0.2	0.2	0.2	0.2	0.1	0.1	0.1	-	2.8		
	F	0.2	0.5	0.1	0.1	0.1	0.1	0.1	0.1	0.1	0.1	0.1	0.1	0.1	-	1.4		
FOOD, DRINK, TOBACCO	617	1A	M	0.6	1.3	0.5	0.4	0.5	0.3	0.3	0.3	0.0	0.3	0.0	0.3	0.2		
			F	1.1	2.2	0.9	0.7	1.0	0.5	0.5	0.6	0.1	0.1	0.1	0.1	0.1	1.4	
		1B	M	1.9	2.6	1.3	0.6	0.8	0.2	0.2	0.6	0.1	0.1	0.1	0.1	0.1	1.2	
			F	2.9	4.8	2.2	1.3	1.7	0.7	0.4	2.1	0.4	0.1	0.1	0.1	0.1	1.9	
		2	M	0.5	1.4	0.5	0.5	0.5	0.4	0.4	0.3	0.3	0.1	0.1	0.1	0.1	0.6	
			F	0.9	1.2	0.5	0.4	0.2	0.2	0.1	0.1	0.1	0.0	0.0	0.0	0.0	0.5	
	3	M	1.4	2.6	1.0	0.9	0.7	0.6	0.6	0.4	0.2	0.2	0.1	0.1	0.1	1.0		
		F	2.2	5.1	2.1	1.6	2.0	1.2	1.2	2.1	0.4	0.2	0.2	0.1	0.1	1.5		
	4	M	3.1	4.6	2.0	1.2	1.1	0.5	0.8	0.8	0.2	0.1	0.1	0.1	0.1	1.8		
		F	5.3	9.6	4.1	2.8	3.1	1.7	0.4	2.9	0.6	0.3	0.3	0.3	0.3	3.4		
	5	M	0.1	0.1	0.1	0.0	-	-	-	-	-	-	-	-	-	-		
		F	0.1	0.1	0.1	0.0	-	-	-	-	-	-	-	-	-	-		
TOBACCO PRODUCTS	617.6	1A	M	0.1	0.1	0.1	0.0	-	-	-	-	-	-	-	-	0.3		
			F	0.1	0.1	0.1	0.1	-	-	-	-	-	-	-	-	-	0.5	
		1B	M	0.1	0.1	0.1	0.1	-	-	-	-	-	-	-	-	-	-	
			F	0.1	0.1	0.1	0.1	-	-	-	-	-	-	-	-	-	-	
		2	M	0.1	0.1	0.1	0.1	0.2	0.0	0.0	-	-	-	-	-	-	0.5	
			F	0.3	0.4	0.3	0.2	0.2	0.0	0.0	-	-	0.2	-	-	-	1.8	
	3	M	0.1	0.1	0.1	0.1	-	-	-	-	-	-	-	-	-	0.2		
		F	0.4	0.4	0.3	0.3	0.2	0.0	0.0	0.2	0.2	0.2	-	-	-	2.0		
	4	M	0.7	1.0	0.8	0.9	0.7	0.4	0.2	0.2	0.2	0.2	-	-	0.2	5.4		
		F	0.2	0.4	0.1	0.1	0.1	0.1	0.1	0.1	0.1	0.1	0.2	0.3	0.1	1.2		
	5	M	0.9	1.4	1.0	1.0	0.7	0.5	0.2	0.2	0.2	0.2	0.2	0.3	0.3	6.6		
		F	1.9	3.2	1.9	2.4	2.5	1.6	0.7	0.9	0.6	0.6	0.8	0.5	0.5	17.1		
T	M	1.5	1.7	0.8	1.9	0.7	0.8	0.2	0.6	0.2	0.6	-	-	-	9.0			
	F	3.3	4.9	2.7	4.3	3.2	2.4	0.9	1.5	0.9	0.9	0.9	1.0	1.0	26.0			
T	M	2.5	3.2	2.4	2.5	2.8	1.6	1.6	1.0	1.0	1.1	0.6	0.9	0.9	20.6			
	F	4.8	4.4	4.6	7.8	3.9	2.3	1.3	3.2	1.3	1.2	0.8	0.9	0.9	35.1			
T	M	5.6	7.9	5.5	6.2	6.2	3.7	3.7	3.1	2.1	2.1	1.7	1.7	1.7	45.6			
	F	4.0	3.4	3.1	7.4	1.9	1.6	0.5	1.8	0.3	0.3	0.3	0.6	0.6	25.0			
T	M	9.6	11.3	8.6	13.5	8.1	5.3	2.4	4.9	2.4	2.0	2.3	2.3	2.3	70.6			
	F	-	-	-	-	-	-	-	-	-	-	-	-	-	-			

TAB.E1

SALARIES SELON L ACTIVITE, LE SEXE,  
LA QUALIFICATION, LA REGION ET LE  
REGIME DE TRAVAIL

REGIME DE TRAVAIL: TEMPS PLEIN

(%)														(%)		
REGION												SEXE	QUALIFICATION	NACE	ACTIVITE	
PIEM. AOSTA LIGUR.	LOMB.	TRENT. FRIULI VENETO	EMILIA ROMAG.	MARCHE TOSC. UMBRIA	LAZIO	ABRUZ. MOLISE	CAMP.	PUGLIA BASI. CALAB.	SICIL.	SARD.	TOTAL					
-	48.7	21.6	-	-	-	-	-	-	-	-	100.0	M	1A	615	MEUBLES, ART. MENAGERS QUINCAILLERIE	
-	51.1	20.6	-	-	-	-	-	-	-	-	100.0	F				
9.0	53.6	11.5	-	-	-	-	-	-	-	-	100.0	T	1B			
-	54.9	-	-	-	-	-	-	-	-	-	100.0	F				
9.2	54.9	11.5	-	-	-	-	-	-	-	-	100.0	T				
8.2	44.3	11.8	4.2	7.4	7.7	-	-	-	6.0	-	100.0	M	2			
-	54.9	-	-	-	-	-	-	-	-	-	100.0	F				
8.9	45.6	12.0	4.9	6.9	7.2	-	-	-	5.2	-	100.0	T				
9.1	34.9	12.8	4.6	15.8	6.9	-	1.0	8.6	1.6	-	100.0	M	3			
13.3	34.7	10.1	9.3	10.0	3.7	-	-	-	-	-	100.0	F				
10.2	34.9	12.2	5.8	14.4	6.1	7.4	1.0	6.6	1.3	-	100.0	T				
9.0	36.7	17.0	7.8	14.0	3.3	1.5	2.2	2.2	1.0	5.3	100.0	M	4			
9.7	41.7	15.1	5.0	10.1	4.0	-	1.7	1.0	7.1	2.9	100.0	F				
9.3	38.4	16.3	6.8	12.6	3.6	1.6	2.0	1.8	3.1	4.5	100.0	T				
4.6	21.5	13.0	3.6	9.3	2.0	18.2	2.4	16.9	3.3	5.2	100.0	M	5			
10.2	32.6	14.7	3.1	7.1	1.6	15.5	-	-	-	10.3	100.0	F				
6.2	24.6	13.5	3.5	8.7	1.9	17.5	2.0	12.7	2.9	6.6	100.0	T				
7.3	31.8	14.5	5.4	11.8	3.5	8.2	2.0	9.0	2.2	4.4	100.0	M	T			
10.3	38.1	14.3	4.9	8.8	3.1	8.3	1.3	1.2	4.3	5.2	100.0	F				
8.2	33.6	14.5	5.2	10.9	3.4	8.2	1.8	6.7	2.8	4.5	100.0	T				
15.6	48.7	26.2	-	-	-	-	-	-	-	-	100.0	M	1A	616	TEXTILE, HABILLEMENT, CHAUSSURES	
-	-	-	-	-	-	-	-	-	-	-	100.0	F				
15.6	48.7	26.2	-	-	-	-	-	-	-	-	100.0	T	1B			
9.2	51.8	18.6	-	-	-	-	-	-	-	-	100.0	M				
-	-	-	-	-	-	-	-	-	-	-	100.0	F				
12.1	49.5	16.9	-	-	-	-	-	-	-	-	100.0	T				
20.6	35.4	15.7	6.3	5.1	-	-	8.5	-	3.2	-	100.0	M	2			
22.8	40.6	10.0	-	-	-	-	-	-	-	-	100.0	F				
21.2	36.7	14.4	6.7	4.8	5.2	-	7.5	-	2.4	-	100.0	T				
12.4	25.7	14.6	10.9	16.3	6.7	-	-	-	-	5.1	100.0	M	3			
15.1	39.0	9.1	7.6	6.9	-	-	-	-	-	11.0	100.0	F				
13.3	30.2	12.8	9.8	13.1	6.0	-	6.8	-	0.6	7.1	100.0	T				
11.6	24.4	10.1	7.9	10.5	5.5	-	16.1	3.3	0.6	7.8	100.0	M	4			
19.8	27.5	13.9	6.2	7.9	2.3	-	6.3	1.3	0.7	12.6	100.0	F				
15.7	26.0	12.0	7.0	9.2	3.9	1.9	11.1	2.3	0.6	10.2	100.0	T				
11.0	28.8	9.8	10.0	9.8	9.3	-	6.3	-	1.2	12.0	100.0	M	5			
20.9	29.4	11.9	10.5	5.9	4.7	-	2.2	-	1.0	11.4	100.0	F				
15.6	29.1	10.8	10.2	7.9	7.2	-	4.4	2.0	1.1	11.7	100.0	T				
12.1	27.4	11.4	8.7	10.6	6.4	-	11.2	2.3	0.9	7.9	100.0	M	T			
19.8	29.4	12.8	7.6	7.2	3.4	-	5.1	1.4	0.7	11.8	100.0	F				
15.6	28.3	12.0	8.2	9.0	5.0	1.1	8.4	1.9	0.8	9.7	100.0	T				
20.8	17.7	16.2	12.9	-	-	-	-	-	-	-	100.0	M	1A	617	PRODUITS ALIM., BOISSONS, TABAC	
-	-	-	-	-	-	-	-	-	-	-	100.0	F				
22.0	17.0	15.5	14.3	-	-	-	-	-	-	-	100.0	T	1B			
28.2	28.8	10.8	16.3	-	-	-	-	-	-	-	100.0	M				
-	-	-	-	-	-	-	-	-	-	-	100.0	F				
29.6	27.7	12.1	15.5	-	-	-	-	-	-	-	100.0	T				
18.4	21.4	15.7	12.9	11.0	1.8	-	-	8.9	-	-	100.0	M	2			
22.9	30.2	-	24.6	-	-	-	-	-	-	-	100.0	F				
18.9	22.4	15.4	14.2	10.1	2.4	-	-	7.9	-	-	100.0	T				
12.9	18.6	15.3	16.5	12.2	8.1	3.0	3.2	3.8	-	3.8	100.0	M	3			
18.3	34.1	12.4	12.2	5.5	-	-	-	-	-	-	100.0	F				
13.9	21.4	14.8	15.7	11.0	7.5	2.5	2.8	3.2	2.8	4.3	100.0	T				
10.9	18.6	11.3	14.2	14.5	9.6	4.2	5.4	3.8	4.6	2.9	100.0	M	4			
16.5	18.9	8.7	21.4	8.2	8.9	2.2	6.2	-	-	5.1	100.0	F				
12.8	18.7	10.4	16.7	12.4	9.4	3.5	5.7	3.4	3.5	3.7	100.0	T				
12.3	15.5	11.7	12.2	13.6	7.6	4.9	9.5	5.4	3.0	4.2	100.0	M	5			
15.5	8.3	14.8	36.1	7.5	5.1	2.1	8.7	-	1.0	0.4	100.0	F				
13.6	12.5	13.0	22.1	11.1	6.5	3.7	9.2	3.3	2.2	2.7	100.0	T				
12.3	17.4	12.1	13.5	13.6	8.1	4.2	6.8	4.7	3.6	3.7	100.0	M	T			
16.1	13.5	12.5	29.5	7.6	6.5	2.0	7.4	1.2	1.2	2.4	100.0	F				
13.7	16.0	12.3	19.2	11.5	7.5	3.4	7.0	3.5	2.8	3.2	100.0	T				
-	-	-	-	-	-	-	-	-	-	-	100.0	M	1A	617.6	PRODUITS DU TABAC	
-	-	-	-	-	-	-	-	-	-	-	100.0	F				
-	-	-	-	-	-	-	-	-	-	-	100.0	T	1B			
-	-	-	-	-	-	-	-	-	-	-	100.0	M				
-	-	-	-	-	-	-	-	-	-	-	100.0	F				
-	-	-	-	-	-	-	-	-	-	-	100.0	T				
-	-	-	-	-	-	-	-	-	-	-	100.0	M	2			
-	-	-	-	-	-	-	-	-	-	-	100.0	F				
-	-	-	-	-	-	-	-	-	-	-	100.0	T				
-	-	-	-	-	-	-	-	-	-	-	100.0	M	3			
-	-	-	-	-	-	-	-	-	-	-	100.0	F				
-	-	-	-	-	-	-	-	-	-	-	100.0	T				
-	-	-	-	-	-	-	-	-	-	-	100.0	M	4			
-	-	-	-	-	-	-	-	-	-	-	100.0	F				
-	-	-	-	-	-	-	-	-	-	-	100.0	T				
-	-	-	-	-	-	-	-	-	-	-	100.0	M	5			
-	-	-	-	-	-	-	-	-	-	-	100.0	F				
-	-	-	-	-	-	-	-	-	-	-	100.0	T				

TAB.E1

EMPLOYEES ACCORDING TO ACTIVITY, SEX,  
QUALIFICATION, REGION AND TYPE OF  
EMPLOYMENT

ACTIVITY	NACE	O Q U A L I F I C A T I O N	S E X	REGION											TOTAL		
				PIEM. AOSTA LIGUR.	LOMB.	TRENT. FRIULI VENETO	EMILIA ROMAG.	MARCHE TOSC. UMBRIA	LAZIO	ABRUZ. MOLISE	CAMP.	PUGLIA BASIL. CALAB.	SICIL.	SARD.			
				(THOUSANDS)	(THOUSANDS)	(THOUSANDS)	(THOUSANDS)	(THOUSANDS)	(THOUSANDS)	(THOUSANDS)	(THOUSANDS)	(THOUSANDS)	(THOUSANDS)	(THOUSANDS)		(THOUSANDS)	(MILLIERS)
PHARMACEUTICAL, MEDICAL GDS., CLEANING MAT.	610	1A	M	-	0.1	-	-	-	-	-	-	-	-	-	-	0.2	
			F	-	-	-	-	-	-	-	-	-	-	-	-	-	0.2
		1B	M	0.0	0.0	-	-	-	-	0.0	-	-	-	-	-	-	0.0
			F	-	-	-	-	-	-	-	-	-	-	-	-	-	-
		2	M	0.0	0.1	-	-	0.1	-	0.1	-	-	-	-	0.0	-	0.5
			F	0.5	0.2	0.1	0.0	0.1	0.1	0.1	-	-	-	-	-	-	1.0
		3	M	0.0	0.1	-	-	-	-	-	-	-	-	-	-	-	0.2
			F	0.5	0.3	0.1	0.0	0.1	0.1	0.1	-	-	-	0.0	-	-	1.2
		4	M	0.1	0.3	0.1	0.2	0.3	0.1	0.1	0.1	0.0	0.2	0.1	-	-	1.6
			F	0.1	0.2	0.0	0.1	0.1	0.1	0.1	-	-	-	-	-	-	0.8
		5	M	0.2	0.5	0.2	0.2	0.4	0.2	0.1	0.1	0.1	0.4	0.1	-	-	2.4
			F	0.6	0.8	0.7	0.7	0.9	0.3	0.2	0.2	0.1	0.3	0.4	0.0	0.0	5.1
		T	M	1.2	1.1	0.5	0.7	0.7	0.2	0.2	0.2	0.0	0.3	0.2	-	-	5.2
			F	1.8	1.9	1.2	1.4	1.6	0.6	0.4	0.1	0.1	0.7	0.7	0.0	0.0	10.3
610.1	1A	M	0.8	1.5	0.9	0.6	1.8	0.3	1.1	0.1	0.8	1.3	0.0	-	9.2		
		F	1.2	2.1	0.9	0.6	0.6	0.4	0.1	0.1	0.4	0.5	0.0	-	7.3		
OTHER WHOLESALE DISTRIBUTION	619	1A	M	1.9	3.6	1.9	1.2	2.4	0.7	1.6	0.1	1.1	1.9	0.1	16.6		
			F	2.0	3.0	1.8	1.7	3.2	0.8	1.4	0.2	1.3	2.0	0.1	17.5		
PAPER, BOOKS, STATIONERY, NEWSPAPERS	619.1/2	1A	M	2.5	3.5	1.5	1.4	1.4	0.7	0.7	0.1	0.8	0.8	0.0	13.5		
			F	4.5	6.6	3.3	3.0	4.6	1.5	2.1	0.3	2.2	2.7	0.1	31.1		

TAB.E1

SALARIES SELON L ACTIVITE, LE SEXE,  
LA QUALIFICATION, LA REGION ET LE  
REGIME DE TRAVAIL

REGIME DE TRAVAIL: TEMPS PLEIN

REGION													SEX E	O U A L I F I C A T I O N	NACE	ACTIVITE
PIEM. ADSTA LIGUR.	LOMB.	TRENT. FRIULI VENETO	EMILIA ROMAG.	MARCHE TOSC. UMBRIA	LAZIO	ABRUZ. MOLISE	CAMP.	PUGLIA BASIL. CALAB.	SICIL.	SARD.	TOTAL					
	61.2										100.0	M	1A	618	PR. PHARM., MEDICAUX, D'ENTRETIEN	
	59.0										100.0	F	1A	618	PR. PHARM., MEDICAUX, D'ENTRETIEN	
6.3	8.9				9.7						100.0	M	1B	618	PR. PHARM., MEDICAUX, D'ENTRETIEN	
											100.0	F	1B	618	PR. PHARM., MEDICAUX, D'ENTRETIEN	
7.4	11.1			14.1	10.7					4.3	100.0	M	2	618	PR. PHARM., MEDICAUX, D'ENTRETIEN	
48.1	18.5	5.0	3.3	6.9	7.6						100.0	F	2	618	PR. PHARM., MEDICAUX, D'ENTRETIEN	
25.3	51.3										100.0	M	3	618	PR. PHARM., MEDICAUX, D'ENTRETIEN	
44.7	23.4										100.0	F	3	618	PR. PHARM., MEDICAUX, D'ENTRETIEN	
6.1	21.7	4.8	2.8	8.1	6.7			2.2			100.0	M	4	618	PR. PHARM., MEDICAUX, D'ENTRETIEN	
16.8	25.4	5.0	8.5	11.2	11.9	5.5	2.9	13.2	6.8		100.0	F	4	618	PR. PHARM., MEDICAUX, D'ENTRETIEN	
9.6	22.9	7.3	9.9	17.4	6.5	3.7	2.2	15.4	4.7		100.0	M	5	618	PR. PHARM., MEDICAUX, D'ENTRETIEN	
11.7	16.1	13.1	14.4	18.1	6.2	3.8	1.3	6.5	8.5	0.4	100.0	F	5	618	PR. PHARM., MEDICAUX, D'ENTRETIEN	
22.7	21.1	10.3	13.7	13.2	4.5	3.2	0.8	6.3	4.2		100.0	M	T	618	PR. PHARM., MEDICAUX, D'ENTRETIEN	
17.2	18.6	11.7	14.0	15.6	5.4	3.5	1.0	6.4	6.3		100.0	F	T	618	PR. PHARM., MEDICAUX, D'ENTRETIEN	
8.5	16.6	10.0	6.3	19.7	3.3	3.9	11.9	8.2	14.6	0.3	100.0	M	1A	618.1	PRODUITS PHARM.	
15.8	28.8	12.7	8.1	8.5	5.3			0.8	4.9	7.3	100.0	F	1A	618.1	PRODUITS PHARM.	
11.7	22.0	11.2	7.1	14.7	4.2	9.8	0.8	6.7	11.4	0.4	100.0	M	1B	618.1	PRODUITS PHARM.	
11.5	17.3	10.3	5.5	18.3	4.6	8.3	1.1	7.6	11.3	0.3	100.0	F	1B	618.1	PRODUITS PHARM.	
18.6	26.0	11.2	10.1	10.5	5.4	5.2	0.8	6.2	5.7	0.3	100.0	M	2	618.1	PRODUITS PHARM.	
14.6	21.1	10.7	9.8	14.9	4.9	6.9	1.0	7.0	8.8	0.3	100.0	F	2	618.1	PRODUITS PHARM.	
											100.0	M	3	618.1	PRODUITS PHARM.	
											100.0	F	3	618.1	PRODUITS PHARM.	
											100.0	M	4	618.1	PRODUITS PHARM.	
											100.0	F	4	618.1	PRODUITS PHARM.	
											100.0	M	5	618.1	PRODUITS PHARM.	
											100.0	F	5	618.1	PRODUITS PHARM.	
											100.0	M	T	618.1	PRODUITS PHARM.	
											100.0	F	T	618.1	PRODUITS PHARM.	
											100.0	M	1A	618	AUTRES COMMERCE DE GROS	
											100.0	F	1A	618	AUTRES COMMERCE DE GROS	
											100.0	M	1B	618	AUTRES COMMERCE DE GROS	
											100.0	F	1B	618	AUTRES COMMERCE DE GROS	
											100.0	M	2	618	AUTRES COMMERCE DE GROS	
											100.0	F	2	618	AUTRES COMMERCE DE GROS	
											100.0	M	3	618	AUTRES COMMERCE DE GROS	
											100.0	F	3	618	AUTRES COMMERCE DE GROS	
											100.0	M	4	618	AUTRES COMMERCE DE GROS	
											100.0	F	4	618	AUTRES COMMERCE DE GROS	
											100.0	M	5	618	AUTRES COMMERCE DE GROS	
											100.0	F	5	618	AUTRES COMMERCE DE GROS	
											100.0	M	T	618	AUTRES COMMERCE DE GROS	
											100.0	F	T	618	AUTRES COMMERCE DE GROS	
											100.0	M	1A	619.1/2	PAPIER, LIVRES, JOURNEAUX	
											100.0	F	1A	619.1/2	PAPIER, LIVRES, JOURNEAUX	
											100.0	M	1B	619.1/2	PAPIER, LIVRES, JOURNEAUX	
											100.0	F	1B	619.1/2	PAPIER, LIVRES, JOURNEAUX	
											100.0	M	2	619.1/2	PAPIER, LIVRES, JOURNEAUX	
											100.0	F	2	619.1/2	PAPIER, LIVRES, JOURNEAUX	
											100.0	M	3	619.1/2	PAPIER, LIVRES, JOURNEAUX	
											100.0	F	3	619.1/2	PAPIER, LIVRES, JOURNEAUX	
											100.0	M	4	619.1/2	PAPIER, LIVRES, JOURNEAUX	
											100.0	F	4	619.1/2	PAPIER, LIVRES, JOURNEAUX	
											100.0	M	5	619.1/2	PAPIER, LIVRES, JOURNEAUX	
											100.0	F	5	619.1/2	PAPIER, LIVRES, JOURNEAUX	
											100.0	M	T	619.1/2	PAPIER, LIVRES, JOURNEAUX	
											100.0	F	T	619.1/2	PAPIER, LIVRES, JOURNEAUX	
											100.0	M	T	619.1/2	PAPIER, LIVRES, JOURNEAUX	
											100.0	F	T	619.1/2	PAPIER, LIVRES, JOURNEAUX	
30.0	56.6										100.0	M	1A	619.1/2	PAPIER, LIVRES, JOURNEAUX	
23.9	48.7										100.0	F	1A	619.1/2	PAPIER, LIVRES, JOURNEAUX	
	51.3			13.1							100.0	M	1B	619.1/2	PAPIER, LIVRES, JOURNEAUX	
	12.6			68.1	11.4						100.0	F	1B	619.1/2	PAPIER, LIVRES, JOURNEAUX	
13.5				80.3							100.0	M	2	619.1/2	PAPIER, LIVRES, JOURNEAUX	
9.7	7.7			73.9	7.8						100.0	F	2	619.1/2	PAPIER, LIVRES, JOURNEAUX	
	25.4			50.9	14.1						100.0	M	3	619.1/2	PAPIER, LIVRES, JOURNEAUX	
18.9	19.0			56.0							100.0	F	3	619.1/2	PAPIER, LIVRES, JOURNEAUX	
13.4	22.2			53.5	9.8						100.0	M	4	619.1/2	PAPIER, LIVRES, JOURNEAUX	
											100.0	F	4	619.1/2	PAPIER, LIVRES, JOURNEAUX	

TAB.E1

EMPLOYEES ACCORDING TO ACTIVITY, SEX, QUALIFICATION, REGION AND TYPE OF EMPLOYMENT

(THOUSANDS)		TYPE OF EMPLOYMENT: FULL-TIME										(MILLIERS)						
ACTIVITY	NACE	Q U A L I F I C A T I O N	S E X	REGION														
				PIEM. AOSTA LIGUR.	LOMB.	TRENT. FRIULI VENETO	EMILIA - ROMAG.	MARCHE TOSC. UMBRIA	LAZIO	ABRUZ. - MOLISE	CAMP.	PUGLIA BASIL. CALAB.	SICIL.	SARD.	TOTAL			
WHOLESALE TRADE	61	1A	M	0.4	1.9	0.4	0.2	0.1	0.3								3.5	
			F	0.4	0.1													0.2
		1B	M	0.8	3.4	0.5	0.4	0.2	0.6	0.2	0.1	0.2	0.1					6.6
			F	0.1	0.3	0.1												0.5
		2	M	0.9	3.6	0.6	0.5	0.2	0.6	0.2	0.1	0.2	0.1					7.1
			F	2.3	7.4	1.6	1.1	0.8	1.4	0.4	0.4	0.4	0.4					16.9
		3	M	0.5	1.3	0.2	0.1	0.1	0.2									2.5
			F	2.8	8.7	1.8	1.2	0.8	1.5	0.4	0.5	0.4	1.0	0.4	0.4	0.3		19.4
		4	M	3.6	13.6	4.4	2.7	2.8	2.7	0.6	1.0	1.4	0.7	0.9				34.3
			F	1.4	5.9	1.0	0.7	0.5	0.6	0.3	0.2	0.2	0.2	0.5				11.4
		5	M	4.9	19.5	5.4	3.3	3.3	3.3	0.9	1.2	1.6	0.9	1.3				45.7
			F	10.7	31.1	13.5	8.6	8.1	6.4	2.1	4.8	2.8	4.6	2.9				95.6
	T	M	8.4	20.5	6.2	4.6	3.2	2.7	0.7	2.0	1.1	1.2	2.2				52.7	
		F	19.1	51.6	19.7	13.2	11.3	9.1	2.8	6.8	3.8	5.8	5.1				148.3	
	641/642	1A	M	9.6	26.9	10.8	6.3	9.3	6.3	4.4	4.4	5.8	5.6				94.6	
			F	7.6	13.3	6.7	7.5	5.8	2.2	1.5	1.6	0.8	1.1	0.9			49.2	
	T	M	17.3	40.2	17.6	13.8	15.1	8.5	5.9	6.1	6.6	6.7	5.9				143.8	
		F	27.3	84.3	31.2	19.3	21.2	17.7	7.7	10.8	10.6	12.1	9.1				251.4	
	FOOD, DRINK, TOBACCO	641/642	1A	M	18.0	41.4	14.2	13.0	9.6	5.7	2.5	3.8	2.1	2.5				116.6
				F	45.4	125.6	45.4	32.2	30.9	23.4	10.3	14.6	12.8	14.5	12.9			
	DISPENSING CHEMISTS	643	1A	M		0.1	0.0											0.2
				F		0.1	0.0											
	1B		M	0.1	0.1	0.0	0.0	0.0										0.3
			F		0.1	0.0												
2	M		0.1	0.1	0.1	0.0	0.1	0.1									0.4	
	F		0.1	0.4	0.2	0.1	0.2	0.1									1.1	
3	M			0.0	0.0												0.1	
	F		0.1	0.4	0.2	0.1	0.2	0.1									1.2	
4	M		0.1	0.9	0.5	0.1	0.3	0.2					0.4				2.6	
	F		0.1	0.2	0.2	0.0	0.1	0.0									0.6	
5	M		0.2	1.0	0.7	0.2	0.4	0.2									3.2	
	F		0.9	4.2	1.7	1.0	1.9	0.9	0.1	0.1	0.2	1.5	0.5				13.0	
T	M	1.5	3.3	1.3	0.7	1.4	0.6	0.2	0.2	0.4	0.4	0.4				10.2		
	F	2.4	7.5	3.1	1.8	3.3	1.5	0.2	0.3	0.3	1.9	0.9				23.2		
DISPENSING CHEMISTS	643	1A	M	0.5	2.5	1.0	0.2	0.6	0.8								9.0	
			F	0.6	1.3	1.0	0.2	0.4	0.3									5.4
T		M	1.1	3.8	2.0	0.4	1.0	1.0									14.4	
		F	1.7	8.2	3.4	1.6	3.0	1.9	0.2	0.2	0.6	4.7	0.7				26.2	
644		1A	M	2.2	4.8	2.6	1.0	1.9	0.9	0.2	0.5	0.2	1.5	0.6				16.4
			F	3.9	13.0	6.0	2.6	4.8	2.8	0.5	0.7	0.7	6.2	1.3				42.6
MEDICAL GOODS, COSMETICS, CLEANING MAT.		644	1A	M														0.0
				F		0.0												
1B			M		0.0													0.0
			F		0.1													0.1
2			M		0.1		0.0											0.1
			F		0.1													0.2
3	M			0.1		0.0											0.0	
	F			0.1													0.2	
4	M		0.0	0.2	0.0	0.1	0.0	0.1									0.4	
	F			0.1		0.0											0.2	
5	M		0.0	0.3	0.0	0.1	0.0	0.0									0.7	
	F		0.0	0.3	0.0	0.1	0.1	0.1									0.7	
T	M		0.1	0.4	0.1	0.1	0.1	0.1									0.9	
	F		0.1	0.7	0.1	0.1	0.2	0.2									1.6	
MEDICAL GOODS, COSMETICS, CLEANING MAT.	644		5	M	0.0	0.2	0.0	0.0	0.0	0.1								0.5
				F	0.1	0.1	0.0	0.0	0.0	0.0								
T			M	0.1	0.3	0.0	0.0	0.1	0.2									1.0
			F	0.1	0.9	0.1	0.2	0.1	0.4									2.0
644			1A	M	0.2	0.7	0.1	0.1	0.1	0.2								1.6
				F	0.3	1.6	0.2	0.3	0.3	0.6								







TAB.E1

SALARIES SELON L ACTIVITE, LE SEXE,  
LA QUALIFICATION, LA REGION ET LE  
REGIME DE TRAVAIL

(%)

REGIME DE TRAVAIL : TEMPS PLEIN

(%)

REGION											SEX E	Q U A L I F I C A T I O N	NACE	ACTIVITE	
PIEM. AOSTA LIGUR.	LOMB.	TRENT. FRIULI VENETO	EMILIA ROMAG.	MARCHE TOSC. UMBRIA	LAZIO	ABRUZ. MOLISE	CAMP.	PUGLIA BASI. CALAB.	SICIL.	SARD.					TOTAL
	54.8	0									100.0	M	1A	645	ARTICLES D HABILLEMENT
	54.7										100.0	F	1A	645	
	46.0										100.0	T	1B	645	
											100.0	M	2	645	
10.9	43.5	16.6	9.1		11.2	3.7			12.6		100.0	F	2	645	
19.4	33.7				5.4				6.7		100.0	T	2	645	
12.9	33.5	16.3	8.5		12.5	3.5			11.3		100.0	M	3	645	
11.7	39.7	11.1	3.5	5.0	7.4			6.4	10.3		100.0	F	3	645	
11.9	37.4	19.0			11.2				8.6		100.0	T	3	645	
11.8	38.7	14.4	3.0	4.5	9.0	1.1	2.7	4.2	9.6		100.0	M	4	645	
9.0	27.8	12.9	5.2	6.5	8.7	0.9	4.6	6.6	12.9	4.8	100.0	F	4	645	
13.0	26.7	15.5	6.4	7.5	9.4	1.9	6.0	4.2	6.8	2.7	100.0	T	4	645	
11.6	27.1	14.6	6.0	7.1	9.2	1.5	5.5	5.0	8.9	3.4	100.0	M	5	645	
6.9	29.8	10.5	4.7	5.4	13.4	1.8	4.2	2.3	17.2	4.0	100.0	F	5	645	
8.3	27.4	15.3	3.0	6.8	7.9	5.2	7.8	4.3	7.7	6.3	100.0	T	5	645	
7.7	28.4	13.3	3.7	6.2	10.2	3.8	6.3	3.5	11.7	5.3	100.0	M	T	645	
8.8	30.8	12.1	5.2	5.8	9.6	1.3	4.1	4.9	13.8	3.8	100.0	F	T	645	
11.8	27.6	15.6	5.2	7.0	9.2	2.7	6.2	4.0	7.2	3.5	100.0	T	T	645	
10.5	28.9	14.2	5.2	6.5	9.3	2.1	5.3	4.4	9.9	3.6	100.0	M	1A	646	CHAUSSURES, MAROQUINERIE
											100.0	F	1A	646	
											100.0	T	1B	646	
											100.0	M	2	646	
8.8	28.2	18.7	9.1	8.2				5.3	8.3		100.0	F	2	646	
	49.7										100.0	T	2	646	
8.3	31.4	18.7	7.8	7.4				4.5	7.1		100.0	M	3	646	
	41.9	12.3									100.0	F	3	646	
18.9	41.2										100.0	T	3	646	
9.7	41.6	10.9									100.0	M	4	646	
5.8	20.1	11.1			6.6	17.6	12.8	6.1	1.9	10.9	6.4	100.0	F	4	646
16.3	24.8	12.3	2.6	5.0	5.5	13.9	3.0	2.4	4.7	9.5	100.0	T	4	646	
13.3	23.4	12.0	2.1	5.4	9.0	13.6	3.9	2.3	6.5	8.6	100.0	M	5	646	
6.9	29.7	13.6			15.1		3.6	6.3	15.1		100.0	F	5	646	
6.4	13.2	11.1			1.6		7.3	3.5	13.6	39.6	100.0	T	5	646	
6.5	18.7	11.9			6.1		6.1	4.4	14.1	27.9	100.0	M	T	646	
6.3	25.6	13.3	2.3	6.0	13.6	7.2	4.7	3.4	10.6	7.0	100.0	F	T	646	
14.1	23.5	12.1	2.2	4.3	4.3	10.1	3.7	2.5	6.2	16.8	100.0	T	T	646	
11.3	24.3	12.5	2.2	4.9	7.6	9.1	4.1	2.8	7.8	13.3	100.0	M	1A	647	TISSUS D AMEUBLEMENT
											100.0	F	1A	647	
											100.0	T	1B	647	
											100.0	M	2	647	
											100.0	F	2	647	
											100.0	T	2	647	
											100.0	M	3	647	
		59.5									100.0	F	3	647	
		48.1									100.0	T	3	647	
11.7		45.5	18.8	22.8							100.0	M	4	647	
18.8		47.9		30.3							100.0	F	4	647	
14.9		46.6	11.5	26.3							100.0	T	4	647	
32.8		23.4		30.9							100.0	M	5	647	
28.5				46.3							100.0	F	5	647	
31.9		20.1	9.9	35.5							100.0	T	5	647	
18.3		39.0	16.2	24.0							100.0	M	T	647	
23.1		39.1		31.1							100.0	F	T	647	
20.2	2.4	39.1	11.6	26.8							100.0	T	T	647	
	15.8										100.0	M	1A	648/649	EQUIPEMENT DU FOYER
	15.5										100.0	F	1A	648/649	
	15.5										100.0	T	1B	648/649	
											100.0	M	2	648/649	
4.2	16.4				9.4						100.0	F	2	648/649	
	24.5	11.2	4.9	8.1	7.8						100.0	T	2	648/649	
	28.6										100.0	M	3	648/649	
4.6	25.0	11.3	5.5	10.9	8.0						100.0	F	3	648/649	
4.0	26.3	10.6	4.5	8.7	8.8				6.1		100.0	T	3	648/649	
	31.6	6.2	4.6								100.0	M	4	648/649	
3.1	28.0	9.2	4.5	7.8	7.9	7.4			5.5		100.0	F	4	648/649	
3.9	15.1	7.1	3.3	9.2	10.9	13.6	9.4	5.7	6.0	15.8	100.0	T	4	648/649	
8.3	21.6	5.8	4.3	5.0	11.1	6.6		5.6	11.2	19.0	100.0	M	5	648/649	
5.4	17.3	6.6	3.6	7.7	11.0	11.2	6.7	5.7	7.8	16.9	100.0	F	5	648/649	
4.2	13.4	6.3	1.3	5.6	8.6	5.7	5.1	18.9	7.0	22.9	100.0	T	5	648/649	
4.5	20.8	5.7	2.2	7.8	10.6				14.1	26.9	100.0	M	T	648/649	
4.3	15.3	6.1	1.5	6.1	9.1	5.3	4.0	14.8	9.4	23.9	100.0	F	T	648/649	
4.0	15.7	7.1	2.5	7.4	9.5	9.2	7.3	12.8	6.7	17.9	100.0	T	T	648/649	
6.3	22.4	5.9	3.7	6.2	10.6	5.6	2.0	4.1	11.3	21.8	100.0	M	T	648/649	
4.6	17.7	6.7	2.9	7.1	9.8	8.1	5.7	10.3	8.0	19.0	100.0	F	T	648/649	

TAB.E1

EMPLOYEES ACCORDING TO ACTIVITY, SEX,  
QUALIFICATION, REGION AND TYPE OF  
EMPLOYMENT

(THOUSANDS)

TYPE OF EMPLOYMENT: FULL-TIME

(MILLIERS)

ACTIVITY	NACE	QUALIFICATION	SEX	REGION											TOTAL					
				PIEM. AOSTA LIGUR.	LOMB.	TRENT. FRIULI VENETO	EMILIA ROMAG.	MARCHE TOSC. UMBRIA	LAZIO	ABRUZ. MOLISE	CAMP.	PUGLIA BASI. CALAB.	SICIL.	SARD.						
BOOKS, NEWSPRS., STATIONERY, OFFICE SUPPS.	653	1A	M	-	0.1	-	-	-	-	-	-	-	-	-	-	-	0.1			
			F	-	0.1	-	-	-	-	-	-	-	-	-	-	-	-	0.1		
			T	-	0.1	-	-	-	-	-	-	-	-	-	-	-	-	-	0.1	
			2	M	-	0.1	-	-	-	-	-	-	-	-	-	-	-	-	-	0.1
				F	-	0.0	-	-	-	-	-	-	-	-	-	-	-	-	-	0.0
			3	M	0.0	0.3	0.1	0.0	0.0	0.1	-	-	-	-	-	-	-	-	-	0.6
				F	-	0.1	0.0	-	-	-	-	-	-	-	-	-	-	-	-	0.1
			4	M	0.0	0.5	0.1	0.0	0.0	0.1	-	-	-	-	-	-	-	-	-	0.9
				F	0.1	0.8	0.2	0.1	0.1	0.1	-	-	0.1	-	-	-	0.0	-	-	1.6
			5	M	0.1	0.6	0.2	0.0	0.0	0.1	-	-	-	-	-	-	0.1	-	-	1.6
				F	0.2	1.3	0.4	0.1	0.1	0.3	-	-	0.1	-	-	-	0.2	0.3	-	3.2
			T	M	0.0	0.5	0.2	-	0.0	0.1	-	-	0.0	-	-	-	0.2	-	-	1.2
F	0.1	0.2		0.1	-	-	-	-	-	-	-	-	-	-	0.1	-	0.7			
OTHER RETAIL DISTRIBUTION	654/655	1A	M	0.1	0.7	0.2	0.0	0.0	0.2	-	-	-	-	0.3	-	-	1.9			
			F	0.2	1.9	0.5	0.1	0.1	0.4	-	-	0.2	-	-	0.3	-	-	3.9		
2	M	0.2	1.0	0.3	0.1	0.1	0.2	-	-	-	-	-	-	0.2	0.3	-	2.6			
	F	0.4	2.9	0.8	0.2	0.2	0.6	-	-	0.3	-	-	-	0.5	-	-	6.5			
3	M	-	0.1	-	-	-	-	-	-	-	-	-	-	-	-	-	0.1			
	F	-	0.1	-	-	-	-	-	-	-	-	-	-	-	-	-	0.1			
4	M	0.0	0.1	0.0	-	-	-	-	-	-	-	-	-	-	-	-	0.0			
	F	0.0	0.1	0.0	-	-	-	-	-	-	-	-	-	-	-	-	0.0			
5	M	0.0	0.1	0.0	-	-	-	-	-	-	-	-	-	-	-	-	0.0			
	F	0.0	0.1	0.0	-	-	-	-	-	-	-	-	-	-	-	-	0.0			
T	M	0.2	0.7	0.2	0.0	0.0	0.2	-	-	0.1	-	-	-	0.3	-	-	1.9			
	F	0.2	1.9	0.5	0.1	0.1	0.4	-	-	0.2	-	-	-	0.3	-	-	3.9			
VARIOUS NON-FOOD PRODUCTS	656	1A	M	0.2	1.0	0.3	0.1	0.1	0.2	-	-	-	-	0.3	-	-	2.6			
			F	0.7	2.6	1.8	1.4	0.6	0.5	-	-	0.3	-	-	0.3	-	-	9.6		
2	M	0.7	1.6	0.6	0.5	0.2	0.3	-	-	0.1	-	-	-	0.1	-	-	4.1			
	F	1.6	2.6	1.8	1.4	0.6	0.5	-	-	0.3	-	-	-	0.3	-	-	9.6			
3	M	0.4	2.9	0.8	0.2	0.2	0.6	-	-	0.3	-	-	-	0.4	0.3	-	13.7			
	F	2.3	4.1	2.4	1.9	0.7	0.8	-	-	0.4	-	-	-	0.3	-	-	0.0			
4	M	-	0.1	-	-	-	-	-	-	-	-	-	-	-	-	-	0.0			
	F	-	0.1	-	-	-	-	-	-	-	-	-	-	-	-	-	0.0			
5	M	0.1	0.6	0.1	0.0	0.0	0.1	-	-	-	-	-	-	0.1	-	-	1.0			
	F	0.1	0.7	0.1	0.0	0.1	0.1	-	-	-	-	-	-	0.0	-	-	0.1			
T	M	0.1	0.7	0.2	0.0	0.0	0.2	-	-	0.1	-	-	-	0.0	-	-	1.1			
	F	0.7	1.0	0.5	0.6	0.3	0.2	-	-	0.1	-	-	-	0.1	-	-	3.7			
RETAIL TRADE	64/653- 656	1A	M	1.6	2.6	1.8	1.4	0.6	0.5	0.3	-	-	-	0.3	-	-	9.6			
			F	0.7	1.6	0.6	0.5	0.2	0.3	-	-	0.1	-	-	0.1	-	-	4.1		
2	M	2.3	4.1	2.4	1.9	0.7	0.8	-	-	0.4	-	-	-	0.3	-	-	13.7			
	F	2.3	4.1	2.4	1.9	0.7	0.8	-	-	0.4	-	-	-	0.3	-	-	13.7			
3	M	-	0.1	-	-	-	-	-	-	-	-	-	-	-	-	-	0.0			
	F	-	0.1	-	-	-	-	-	-	-	-	-	-	-	-	-	0.0			
4	M	0.1	0.6	0.1	0.0	0.0	0.1	-	-	-	-	-	-	0.1	-	-	1.0			
	F	0.1	0.7	0.1	0.0	0.1	0.1	-	-	-	-	-	-	0.0	-	-	0.1			
5	M	0.1	0.7	0.2	0.0	0.0	0.2	-	-	0.1	-	-	-	0.0	-	-	1.1			
	F	0.7	1.0	0.5	0.6	0.3	0.2	-	-	0.1	-	-	-	0.1	-	-	3.7			
T	M	1.6	2.6	1.8	1.4	0.6	0.5	-	-	0.3	-	-	-	0.3	-	-	9.6			
	F	0.7	1.6	0.6	0.5	0.2	0.3	-	-	0.1	-	-	-	0.1	-	-	4.1			



TAB.E1

EMPLOYEES ACCORDING TO ACTIVITY, SEX, QUALIFICATION, REGION AND TYPE OF EMPLOYEMENT

(THOUSANDS)		TYPE OF EMPLOYEMENT: PART-TIME										(MILLIERS)							
ACTIVITY	NACE	QUALIFICATION	SEX	REGION															
				PIEM. AOSTA LIGUR.	LOMB.	TRENT. FRIULI VENETO	EMILIA ROMAG.	MARCHE TOSC. UMBRIA	LAZIO	ABRUZ. MOLISE	CAMP.	PUGLIA BASIL. CALAB.	SICIL.	SARD.	TOTAL				
AGRIC. PRIMARY PROD., LIVE-STOCK, TEXT.	611	1A	M	-	-	-	-	-	-	-	-	-	-	-	-	-	-		
			F	-	-	-	-	-	-	-	-	-	-	-	-	-	-	-	
		1B	M	-	-	-	-	-	-	-	-	-	-	-	-	-	-	-	-
			F	-	-	-	-	-	-	-	-	-	-	-	-	-	-	-	-
		2	M	-	-	-	-	-	-	-	-	-	-	-	-	-	-	-	-
			F	-	-	-	-	-	-	-	-	-	-	-	-	-	-	-	-
		3	M	-	-	-	-	-	-	-	-	-	-	-	-	-	-	-	-
			F	-	-	-	-	-	-	-	-	-	-	-	-	-	-	-	-
		4	M	-	-	-	-	-	-	-	-	-	-	-	-	-	-	-	-
			F	-	-	-	-	-	-	-	-	-	-	-	-	-	-	-	-
5	M	-	-	-	-	-	-	-	-	-	-	-	-	-	-	-	-		
	F	-	-	-	-	-	-	-	-	-	-	-	-	-	-	-	-		
T	M	0.1	-	0.1	-	0.6	-	-	-	-	-	-	-	-	-	-	-		
	F	0.1	-	0.1	-	0.6	-	-	-	-	-	-	-	-	-	-	-		
FUELS, ORES, INDUSTRIAL CHEMICALS	612	1A	M	-	-	-	-	-	-	-	-	-	-	-	-	-	-		
			F	-	-	-	-	-	-	-	-	-	-	-	-	-	-		
		1B	M	-	-	-	-	-	-	-	-	-	-	-	-	-	-	-	
			F	-	-	-	-	-	-	-	-	-	-	-	-	-	-	-	
		2	M	-	-	-	-	-	-	-	-	-	-	-	-	-	-	-	
			F	-	-	-	-	-	-	-	-	-	-	-	-	-	-	-	
		3	M	-	-	-	-	-	-	-	-	-	-	-	-	-	-	-	
			F	-	-	-	-	-	-	-	-	-	-	-	-	-	-	-	
		4	M	-	0.0	-	-	-	-	-	-	-	-	-	-	-	-	-	-
			F	-	0.0	-	-	-	-	-	-	-	-	-	-	-	-	-	-
5	M	-	-	-	-	-	-	-	-	-	-	-	-	-	-	-	-		
	F	-	-	-	-	-	-	-	-	-	-	-	-	-	-	-	-		
T	M	-	0.1	-	-	-	-	-	-	-	-	-	-	-	-	-	-		
	F	-	0.1	-	-	-	-	-	-	-	-	-	-	-	-	-	-		
TIMBER, BUILDING MATERIALS	613	1A	M	0.1	0.2	-	-	-	-	-	0.0	-	-	-	-	-	-		
			F	0.1	0.2	-	-	-	-	-	0.1	-	-	-	-	-	-		
		1B	M	-	-	-	-	-	-	-	-	-	-	-	-	-	-	-	
			F	-	-	-	-	-	-	-	-	-	-	-	-	-	-	-	
		2	M	-	-	-	-	-	-	-	-	-	-	-	-	-	-	-	
			F	-	-	-	-	-	-	-	-	-	-	-	-	-	-	-	
		3	M	-	-	-	-	-	-	-	-	-	-	-	-	-	-	-	
			F	-	-	-	-	-	-	-	-	-	-	-	-	-	-	-	
		4	M	-	-	-	-	-	-	-	-	-	-	-	-	-	-	-	
			F	-	-	-	-	-	-	-	-	-	-	-	-	-	-	-	
5	M	-	-	-	-	-	-	-	-	-	-	-	-	-	-	-			
	F	-	-	-	-	-	-	-	-	-	-	-	-	-	-	-			
T	M	-	-	-	-	-	-	-	-	-	-	-	-	-	-	-			
	F	-	-	-	-	-	-	-	-	-	-	-	-	-	-	-			
MACHINERY, EQUIPMENTS, VEHICLES	614	1A	M	-	-	0.2	-	0.2	-	-	-	-	-	-	-	-	-		
			F	-	-	-	-	-	-	-	-	-	-	-	-	-	-		
		1B	M	-	-	-	-	-	-	-	-	-	-	-	-	-	-	-	
			F	-	-	-	-	-	-	-	-	-	-	-	-	-	-	-	
		2	M	-	-	-	-	-	-	-	-	-	-	-	-	-	-	-	
			F	-	-	-	-	-	-	-	-	-	-	-	-	-	-	-	
		3	M	-	-	-	-	-	-	-	-	-	-	-	-	-	-	-	
			F	-	-	-	-	-	-	-	-	-	-	-	-	-	-	-	
		4	M	-	-	-	-	-	-	-	-	-	-	-	-	-	-	-	
			F	-	-	-	-	-	-	-	-	-	-	-	-	-	-	-	
5	M	-	-	-	-	-	-	-	-	-	-	-	-	-	-	-			
	F	-	-	-	-	-	-	-	-	-	-	-	-	-	-	-			
T	M	-	-	-	-	-	-	-	-	-	-	-	-	-	-	-			
	F	-	-	-	-	-	-	-	-	-	-	-	-	-	-	-			

TAB.E1

SALARIES SELON L ACTIVITE, LE SEXE,  
LA QUALIFICATION, LA REGION ET LE  
REGIME DE TRAVAIL

REGIME DE TRAVAIL: TEMPS PARTIEL

(%) (x)

REGION												SEXE	QUALIFICATION	NACE	ACTIVITE
PIEM. AOSTA LIGUR.	LOMB.	TRENT. FRIULI VENETO	EMILIA ROMAG.	MARCHE TOSC. UMBRIA	LAZIO	ABRUZ. MOLISE	CAMP.	PUGLIA BASIL. CALAB.	SICIL.	SARD.	TOTAL				
-	-	-	-	-	-	-	-	-	-	-	-	M	1A	611	MAT. PREM. AGR., ANIMAUX, TEXTILES
-	-	-	-	-	-	-	-	-	-	-	-	F	1B		
-	-	-	-	-	-	-	-	-	-	-	-	T	2		
-	-	-	-	-	-	-	-	-	-	-	-	M	3		
-	-	-	-	-	-	-	-	-	-	-	-	F	4		
-	-	-	-	-	-	-	-	-	-	-	-	T	5		
13.4	-	10.2	-	72.4	-	-	-	-	-	-	100.0	M	1A	612	COMBUSTIBLES, MINERAIS, PR. CHIMIQUES
12.8	-	10.1	-	73.0	-	-	-	-	-	-	100.0	F	1B		
-	-	-	-	-	-	-	-	-	-	-	100.0	T	2		
13.1	-	9.3	-	65.5	-	-	-	-	-	-	100.0	M	3		
12.6	-	9.2	-	66.3	-	-	-	-	-	-	100.0	F	4		
-	-	-	-	-	-	-	-	-	-	-	-	T	5		
-	-	-	-	-	-	-	-	-	-	-	-	M	1A	613	BOIS, MATERIAUX DE CONSTR.
-	-	-	-	-	-	-	-	-	-	-	-	F	1B		
-	-	-	-	-	-	-	-	-	-	-	-	T	2		
-	-	-	-	-	-	-	-	-	-	-	-	M	3		
-	59.0	-	-	-	-	-	-	-	-	-	100.0	F	4		
-	-	-	-	-	-	-	-	-	-	-	100.0	T	5		
-	-	-	-	-	-	-	-	-	-	-	-	M	1A	614	MACHINES, VEHICULES
-	-	-	-	-	-	-	-	-	-	-	-	F	1B		
-	-	-	-	-	-	-	-	-	-	-	-	T	2		
-	-	-	-	-	-	-	-	-	-	-	-	M	3		
-	-	-	-	-	-	-	-	-	-	-	-	F	4		
-	-	-	-	-	-	-	-	-	-	-	100.0	T	5		
-	-	-	-	-	-	-	-	-	-	-	-	M	1A	614	MACHINES, VEHICULES
-	-	-	-	-	-	-	-	-	-	-	-	F	1B		
-	-	-	-	-	-	-	-	-	-	-	-	T	2		
-	-	-	-	-	-	-	-	-	-	-	-	M	3		
-	-	-	-	-	-	-	-	-	-	-	-	F	4		
-	-	-	-	-	-	-	-	-	-	-	100.0	T	5		
-	70.7	-	-	-	-	-	-	-	-	-	100.0	M	1A	614	MACHINES, VEHICULES
-	-	-	-	-	-	-	-	-	-	-	100.0	F	1B		
-	-	-	-	-	-	-	-	-	-	-	100.0	T	2		
-	-	-	-	-	-	-	-	-	-	-	100.0	M	3		
-	-	-	-	-	-	-	-	-	-	-	100.0	F	4		
-	-	-	-	-	-	-	-	-	-	-	100.0	T	5		
-	43.1	-	-	-	-	-	-	-	-	-	100.0	M	1A	614	MACHINES, VEHICULES
-	40.0	-	-	-	-	-	-	-	-	-	100.0	F	1B		
-	-	-	-	-	-	-	-	-	-	-	100.0	T	2		
-	-	-	-	-	-	-	-	-	-	-	100.0	M	3		
-	-	-	-	-	-	-	-	-	-	-	100.0	F	4		
-	59.4	-	-	-	-	-	-	-	-	-	100.0	T	5		
-	55.2	-	-	-	-	-	-	-	-	-	100.0	M	1A	614	MACHINES, VEHICULES
-	-	-	-	-	-	-	-	-	-	-	-	F	1B		
-	-	-	-	-	-	-	-	-	-	-	-	T	2		
-	-	-	-	-	-	-	-	-	-	-	-	M	3		
-	-	-	-	-	-	-	-	-	-	-	-	F	4		
-	-	-	-	-	-	-	-	-	-	-	-	T	5		

TAB.E1

EMPLOYEES ACCORDING TO ACTIVITY, SEX, QUALIFICATION, REGION AND TYPE OF EMPLOYEMENT

(THOUSANDS)

TYPE OF EMPLOYEMENT: PART-TIME

(MILLIERS)

ACTIVITY	NACE	QUALIFICATION	SEX	REGION											TOTAL					
				PIEM. AOSTA LIGUR.	LOMB.	TRENT. FRIULI VENETO	EMILIA ROMAG.	MARCHE TOSC. UMBRIA	LAZIO	ABRUZ. MOLISE	CAMP.	PUGLIA BASIL. CALAB.	SICIL.	SARD.						
FURNITURE, HSEHD. GOODS, HARDWARE	615	1A	M	-	-	-	-	-	-	-	-	-	-	-	-	-	-			
			F	-	-	-	-	-	-	-	-	-	-	-	-	-	-	-		
			T	-	-	-	-	-	-	-	-	-	-	-	-	-	-	-	-	
			2	-	-	-	-	-	-	-	-	-	-	-	-	-	-	-	-	
			3	-	-	-	-	-	-	-	-	-	-	-	-	-	-	-	-	
			4	-	-	-	-	-	-	-	-	-	-	-	-	-	-	-	0.1	
			5	-	-	-	-	-	-	-	-	-	-	-	-	-	-	-	0.1	
TEXTILES, CLOTHING, FOOTWR. LEATHERWARE	616	1A	M	-	-	0.1	-	-	-	-	-	-	-	-	-	-	-	0.2		
			F	-	-	-	-	-	-	-	-	-	-	-	-	-	-	-	0.1	
			T	-	-	-	-	-	-	-	-	-	-	-	-	-	-	-	-	0.1
			2	-	-	-	-	-	-	-	-	-	-	-	-	-	-	-	-	-
			3	-	-	-	-	-	-	-	-	-	-	-	-	-	-	-	-	-
			4	-	-	-	-	-	-	-	-	-	-	-	-	-	-	-	-	0.0
			5	-	-	-	-	-	-	-	-	-	-	-	-	-	-	-	-	0.2
FOOD, DRINK, TOBACCO	617	1A	M	0.1	0.0	0.0	-	-	-	-	-	-	-	-	-	-	-	-	0.1	
			F	0.1	0.0	0.0	-	-	-	-	-	-	-	-	-	-	-	-	-	0.2
			T	0.0	0.0	0.1	-	-	-	-	-	-	-	-	-	-	-	-	-	0.1
			2	0.0	0.1	0.1	-	-	-	-	-	-	-	-	-	-	-	-	-	0.2
			3	0.1	0.1	0.1	0.0	-	-	-	-	-	0.0	-	-	-	-	-	-	0.3
			4	0.1	0.1	0.1	0.0	-	-	-	-	-	0.0	-	-	-	-	-	-	0.1
			5	0.1	0.1	0.1	0.0	-	-	-	-	-	0.0	-	-	-	-	-	-	0.5
TOBACCO PRODUCTS	617.6	1A	M	-	-	-	-	-	-	-	-	-	-	-	-	-	-	-	-	
			F	-	-	-	-	-	-	-	-	-	-	-	-	-	-	-	-	-
			T	-	-	-	-	-	-	-	-	-	-	-	-	-	-	-	-	-
			2	-	-	-	-	-	-	-	-	-	-	-	-	-	-	-	-	-
			3	-	-	-	-	-	-	-	-	-	-	-	-	-	-	-	-	-
			4	-	-	-	-	-	-	-	-	-	-	-	-	-	-	-	-	0.2
			5	-	-	-	-	-	-	-	-	-	-	-	-	-	-	-	-	0.3
TOBACCO PRODUCTS	617.6	1B	M	0.1	-	0.1	0.2	-	-	-	-	-	-	-	-	0.1	-	-	0.4	
			F	0.1	-	0.1	0.2	-	-	-	-	-	-	-	-	0.1	-	-	0.6	
			T	0.0	-	-	0.1	-	-	-	-	-	-	-	-	0.0	-	-	0.2	
			2	0.3	-	0.2	1.0	-	-	-	-	-	-	-	-	0.1	-	-	-	1.8
			3	0.4	0.0	0.2	1.0	-	-	-	-	0.1	-	-	-	0.1	-	-	-	2.0
			4	0.1	0.0	0.1	0.1	-	-	-	-	-	-	-	-	0.1	-	-	-	0.6
			5	0.4	0.1	0.2	1.2	-	-	-	-	-	-	-	-	0.1	-	-	-	2.3
T	0.5	0.1	0.3	1.2	0.3	-	-	-	-	0.1	-	-	0.2	-	-	-	2.9			

TAB.E1

SALARIES SELON L ACTIVITE, LE SEXE,  
LA QUALIFICATION, LA REGION ET LE  
REGIME DE TRAVAIL

REGIME DE TRAVAIL: TEMPS PARTIEL

(%) (%)

REGION											QUALIFICATION	SEXE	NACE	ACTIVITE		
PIEM. AOSTA LIGUR.	LOMB.	TRENT. FRIULI VENETO	EMILIA ROMAG.	MARCHE TOSC. UMBRIA	LAZIO	ABRUZ. MOLISE	CAMP.	PUGLIA BASIL. CALAB.	SICIL.	SARD.					TOTAL	
-	-	-	-	-	-	-	-	-	-	-	-	M	1A	615	MEUBLES, ART. MENAGERS QUINCAILLERIE	
-	-	-	-	-	-	-	-	-	-	-	-	F	1B			
-	-	-	-	-	-	-	-	-	-	-	-	M	2			
-	-	-	-	-	-	-	-	-	-	-	-	F	3			
-	-	-	-	-	-	-	-	-	-	-	-	M	4			
-	-	-	-	-	-	-	-	-	-	-	100.0	F	4			
-	-	-	-	-	-	-	-	-	-	-	100.0	M	5			
-	-	-	-	-	-	-	-	-	-	-	100.0	F	T			
-	-	16.0	-	-	-	-	-	-	-	-	100.0	M	1A	616	TEXTILE, HABILLEMENT, CHAUSSURES	
-	-	-	-	-	-	-	-	-	-	-	-	F	1B			
-	-	-	-	-	-	-	-	-	-	-	-	M	2			
-	-	-	-	-	-	-	-	-	-	-	-	F	3			
-	-	-	-	-	-	-	-	-	-	-	-	M	4			
37.5	20.5	18.8	-	-	-	-	-	-	-	-	100.0	F	4			
38.3	22.5	16.9	-	-	-	-	-	-	-	-	100.0	M	5			
-	47.3	-	-	-	-	-	-	-	-	-	100.0	F	T			
14.5	22.6	35.6	-	-	-	-	-	-	-	-	100.0	M	T			
16.2	28.7	29.1	-	-	-	-	-	-	-	-	100.0	F	T			
-	36.0	-	-	-	-	-	-	-	-	-	100.0	M	T			
24.5	21.7	28.4	8.2	-	-	-	5.9	-	-	-	100.0	F	T			
25.0	25.6	23.6	8.4	-	-	-	4.8	-	-	-	100.0	M	T			
-	-	-	-	-	-	-	-	-	-	-	-	M	1A	617	PRODUITS ALIM., BOISSONS, TABAC	
-	-	-	-	-	-	-	-	-	-	-	-	F	1B			
-	-	-	-	-	-	-	-	-	-	-	-	M	2			
-	-	-	-	-	-	-	-	-	-	-	-	F	3			
-	-	-	-	-	-	-	-	-	-	-	-	M	4			
15.1	-	19.0	-	-	-	-	-	-	25.1	-	100.0	F	4			
18.3	8.7	15.2	47.6	-	-	-	-	-	10.7	-	100.0	M	5			
19.1	-	16.8	30.4	-	-	-	-	-	20.5	-	100.0	F	T			
19.6	-	9.0	24.9	-	-	-	-	-	3.2	-	100.0	M	T			
18.5	2.2	9.1	53.4	9.1	-	-	-	-	5.3	-	100.0	F	T			
18.6	6.2	13.1	50.0	8.0	-	-	2.6	-	18.9	-	100.0	M	T			
17.6	2.6	9.7	14.6	-	-	-	-	-	2.5	-	100.0	F	T			
17.8	3.4	10.4	50.5	10.8	-	-	1.8	-	6.0	-	100.0	M	T			
-	-	-	42.9	10.8	-	-	-	-	-	-	-	M	1A	617.6	PRODUITS DU TABAC	
-	-	-	-	-	-	-	-	-	-	-	-	F	1B			
-	-	-	-	-	-	-	-	-	-	-	-	M	2			
-	-	-	-	-	-	-	-	-	-	-	-	F	3			
-	-	-	-	-	-	-	-	-	-	-	-	M	4			
-	-	-	-	-	-	-	-	-	-	-	-	F	5			
-	-	-	-	-	-	-	-	-	-	-	-	M	T			
-	-	-	-	-	-	-	-	-	-	-	-	F	T			

TAB.E1

EMPLOYEES ACCORDING TO ACTIVITY, SEX,  
QUALIFICATION, REGION AND TYPE OF  
EMPLOYEMENT

(THOUSANDS)

TYPE OF EMPLOYEMENT: PART-TIME

(MILLIERS)

ACTIVITY	NACE	QUALIFICATION	SEX	REGION																								
				PIEM. AOSTA LIGUR.	LOMB.	TRENT. FRIULI VENETO	EMILIA - ROMAG.	MARCHE TOSC. UMBRIA	LAZIO	ABRUZ. - MOLISE	CAMP.	PUGLIA BASI. CALAB.	SICIL.	SARD.	TOTAL													
PHARMACEUTICAL, MEDICAL GDS., CLEANING MAT.	618	1A	M	-	-	-	-	-	-	-	-	-	-	-	-	-	-											
			F	-	-	-	-	-	-	-	-	-	-	-	-	-	-	-										
			T	-	-	-	-	-	-	-	-	-	-	-	-	-	-	-	-									
			PHARMACEUTICALS	618.1	1A	M	0.1	0.0	0.1	0.0	0.0	0.2	0.3	-	0.2	-	-	-	-	-								
						F	-	-	-	-	-	-	-	-	-	-	-	-	-	-	-							
						T	-	-	-	-	-	-	-	-	-	-	-	-	-	-	-	-						
						OTHER WHOLESALE DISTRIBUTION	619	1A	M	-	-	-	-	-	-	-	-	0.2	-	-	-	-	-					
									F	-	-	-	-	-	-	-	-	-	-	-	-	-	-	-				
									T	-	-	-	-	-	-	-	-	-	-	-	-	-	-	-	-			
									PAPER, BOOKS, STATIONERY, NEWSPAPERS	619.1/2	1A	M	0.1	0.0	-	-	-	-	-	-	-	-	-	-	-	-		
												F	-	-	-	-	-	-	-	-	-	-	-	-	-	-	-	
												T	-	-	-	-	-	-	-	-	-	-	-	-	-	-	-	-



TAB.E1

SALARIES SELON L ACTIVITE, LE SEXE,  
LA QUALIFICATION, LA REGION ET LE  
REGIME DE TRAVAIL

REGIME DE TRAVAIL: TEMPS PARTIEL

(%) (X)

REGION												SEXE	QUALIFICATION	NACE	ACTIVITE
PIEM. AOSTA LIGUR.	LOMB.	TRENT. FRIULI VENETO	EMILIA - ROMAG.	MARCHE TOSC. UMBRIA	LAZIO	ABRUZ. - MOLISE	CAMP.	PUGLIA BASI. CALAB.	SICIL.	SARD.	TOTAL				
-	-	-	-	-	-	-	-	-	-	-	-	M	1A	618	PR. PHARM., MEDICAUX, D'ENTRETIEN
-	-	-	-	-	-	-	-	-	-	-	-	F	1B		
-	-	-	-	-	-	-	-	-	-	-	-	M	2		
-	-	-	-	-	-	-	-	-	-	-	100.0	F	3		
-	-	-	-	-	-	-	-	-	-	-	100.0	M	4		
-	-	-	-	-	57.7	-	-	-	-	-	100.0	F	5		
-	-	-	-	-	61.3	-	-	-	-	-	100.0	M	1A	618.1	PRODUITS PHARM.
-	-	-	-	-	-	-	-	-	-	-	100.0	F	1B		
-	-	-	-	-	-	-	-	-	-	-	100.0	M	2		
-	-	-	-	-	-	-	-	-	-	-	100.0	F	3		
-	-	-	-	-	-	-	-	-	-	-	100.0	M	4		
-	-	19.4	-	-	-	-	-	-	-	-	100.0	F	5		
-	-	14.6	10.0	-	45.2	-	-	-	-	-	100.0	M	1A	619	AUTRES COMMERCE DE GROS
-	-	9.2	6.4	5.3	38.2	-	-	28.2	-	-	100.0	F	1B		
-	-	7.8	6.3	4.0	38.5	-	-	28.7	-	-	100.0	M	2		
8.7	4.2	-	-	-	-	-	-	-	-	-	100.0	F	3		
-	-	-	-	-	-	-	-	-	-	-	100.0	M	4		
-	-	-	-	-	-	-	-	-	-	-	100.0	F	5		
-	-	-	-	-	73.7	-	-	-	-	-	100.0	M	1A	619.1/2	PAPIER, LIVRES, JOURNEAUX
-	-	-	-	-	-	-	-	-	-	-	100.0	F	1B		
-	-	-	-	-	-	-	-	-	-	-	100.0	M	2		
-	-	-	-	-	-	-	-	-	-	-	100.0	F	3		
-	-	-	-	-	-	-	-	-	-	-	100.0	M	4		
-	-	-	-	-	59.4	-	-	-	-	-	100.0	F	5		
-	-	-	-	-	47.1	-	-	-	-	-	100.0	M	1A	619	AUTRES COMMERCE DE GROS
-	-	-	-	-	46.7	-	-	34.9	-	-	100.0	F	1B		
-	-	-	-	-	-	-	-	-	-	-	100.0	M	2		
-	-	-	-	-	-	-	-	-	-	-	100.0	F	3		
-	-	-	-	-	-	-	-	-	-	-	100.0	M	4		
-	-	-	-	-	-	-	-	-	-	-	100.0	F	5		
80.4	55.1	-	-	-	-	-	-	-	-	-	100.0	M	1A	619.1/2	PAPIER, LIVRES, JOURNEAUX
29.2	52.8	-	-	-	-	-	-	-	-	-	100.0	F	1B		
53.1	37.2	-	-	-	-	-	-	-	-	-	100.0	M	2		
62.9	24.2	-	-	-	-	-	-	-	-	-	100.0	F	3		
29.9	21.2	-	-	-	-	-	-	-	-	-	100.0	M	4		
42.8	46.1	-	-	-	-	-	-	-	-	-	100.0	F	5		
-	36.4	-	-	-	-	-	-	-	-	-	100.0	M	1A	619	AUTRES COMMERCE DE GROS
-	-	-	-	-	-	-	-	-	-	-	100.0	F	1B		
-	-	-	-	-	-	-	-	-	-	-	100.0	M	2		
-	-	-	-	-	-	-	-	-	-	-	100.0	F	3		
-	-	-	-	-	-	-	-	-	-	-	100.0	M	4		
-	-	-	-	-	-	-	-	-	-	-	100.0	F	5		
-	-	-	-	-	-	-	-	-	-	-	100.0	M	1A	619	AUTRES COMMERCE DE GROS
-	-	-	-	-	-	-	-	-	-	-	100.0	F	1B		
-	-	-	-	-	-	-	-	-	-	-	100.0	M	2		
-	-	-	-	-	-	-	-	-	-	-	100.0	F	3		
-	-	-	-	-	-	-	-	-	-	-	100.0	M	4		
-	-	-	-	-	-	-	-	-	-	-	100.0	F	5		
-	-	-	-	-	-	-	-	-	-	-	100.0	M	1A	619	AUTRES COMMERCE DE GROS
-	-	-	-	-	-	-	-	-	-	-	100.0	F	1B		
-	-	-	-	-	-	-	-	-	-	-	100.0	M	2		
-	-	-	-	-	-	-	-	-	-	-	100.0	F	3		
-	-	-	-	-	-	-	-	-	-	-	100.0	M	4		
-	-	-	-	-	-	-	-	-	-	-	100.0	F	5		

TAB.E1

EMPLOYEES ACCORDING TO ACTIVITY, SEX, QUALIFICATION, REGION AND TYPE OF EMPLOYEMENT

(THOUSANDS)

TYPE OF EMPLOYEMENT: PART-TIME

(MILLIERS)

ACTIVITY	NACE	QUALIFICATION	SEX	REGION																
				PIEM. AOSTA LIGUR.	LOMB.	TRENT. FRIULI VENETO	EMILIA - ROMAG.	MARCHE TOSC. UMBRIA	LAZIO	ABRUZ. - MOLISE	CAMP.	PUGLIA BASI. CALAB.	SICIL.	SARD.	TOTAL					
WHOLESALE TRADE	61	1A	M																	
			F																	
		1B	M																0.0	
			F																0.0	
		2	M																0.1	
			F																0.1	
		3	M																0.2	
			F																0.1	
		4	M		0.1							0.1							0.6	
			F		0.1	0.1						0.1							0.7	
		5	M		0.2	0.3	0.1	0.2		0.1	0.1	0.1							1.1	
			F		0.3	0.4	0.2	0.2		0.1	0.1	0.2				0.1			1.7	
		T	M		0.2	0.1	0.1	0.1	0.1	0.1	0.1	0.1				0.1			0.8	
			F		0.6	0.3	0.5	1.1	0.8	0.2	0.2	0.1				0.1			3.7	
		641/642	1A	M		0.8	0.4	0.5	1.2	0.9	0.3	0.3			0.1	0.1			4.5	
F				0.3	0.2	0.2	0.1	0.3	0.2	0.2			0.1	0.2				1.7		
FOOD, DRINK, TOBACCO	641/642	1A	M		0.9	0.8	0.7	1.3	1.0	0.4			0.1	0.2				5.4		
			F		1.2	1.0	0.9	1.5	1.2	0.6			0.1	0.4		0.2			7.1	
DISPENSING CHEMISTS	643	1A	M																	
			F																	
		1B	M																	
			F																	
		2	M																	
			F																	
		3	M																	
			F																	
		4	M																	
			F																	
		5	M																	0.0
			F																	0.0
		T	M		0.0	0.3	0.1	0.0	0.0	0.1	0.1	0.0								0.7
			F		0.1	0.2	0.2	0.0	0.0	0.1	0.1	0.0								0.3
		644	1A	M		0.1	0.1	0.1	0.0	0.1	0.1	0.1								1.0
F				0.1	0.5	0.3	0.0	0.1	0.1	0.1									1.4	
MEDICAL GOODS, COSMETICS, CLEANING MAT.	644	1A	M																	
			F																	
		1B	M																	
			F																	
		2	M																	
			F																	
		3	M																	
			F																	
		4	M																	
			F																	
		5	M																	
			F																	
		T	M																	0.0
			F																	0.0
		644	1A	M																
F																			0.0	

TAB.E1

SALARIES SELON L ACTIVITE, LE SEXE,  
LA QUALIFICATION, LA REGION ET LE  
REGIME DE TRAVAIL

REGIME DE TRAVAIL: TEMPS PARTIEL

REGION												SEXE	O U A L I F I C A T I O N	NACE	ACTIVITE
PIEM. AOSTA LIGUR.	LOMB.	TRENT. FRIULI VENETO	EMILIA ROMAG.	MARCHE TOSC. UMBRIA	LAZIO	ABRUZ. MOLISE	CAMP.	PUGLIA BASIL. CALAB.	SICIL.	SARD.	TOTAL				
-	-	-	-	-	-	-	-	-	-	-	-	M	1A	61	COMMERCE DE GROS
-	-	-	-	-	-	-	-	-	-	-	100.0	F	1B	-	-
-	-	-	-	-	-	-	-	-	-	-	100.0	T	2	-	-
-	-	-	-	-	-	-	-	-	-	-	100.0	M	3	-	-
8.1	20.4	-	-	-	13.4	-	-	-	-	-	100.0	F	4	-	-
18.7	20.8	-	-	-	11.6	-	-	-	-	-	100.0	T	5	-	-
15.2	30.1	14.9	-	-	11.5	-	-	-	17.1	-	100.0	M	6	-	-
16.4	23.0	12.9	20.1	5.1	11.5	-	-	-	-	-	100.0	F	7	-	-
19.5	13.2	13.6	14.3	8.4	11.5	-	-	-	-	-	100.0	T	8	-	-
16.8	7.9	8.1	11.2	12.9	15.6	-	-	-	6.7	-	100.0	M	9	-	-
17.3	7.9	13.0	29.3	22.3	4.4	-	1.4	-	7.5	-	100.0	F	10	-	-
18.3	13.9	12.1	26.0	20.6	6.4	-	1.8	-	2.0	-	100.0	T	11	-	-
15.6	14.5	10.6	7.5	15.1	12.2	-	-	2.2	3.0	-	100.0	M	12	-	-
16.3	14.4	12.7	24.7	17.7	7.0	-	-	10.8	9.6	-	100.0	F	13	-	-
-	-	12.2	20.6	17.1	8.2	-	-	3.8	1.6	-	100.0	T	14	-	-
-	-	-	-	-	-	-	-	5.5	3.5	-	100.0	M	1A	641/642	PR. ALIMENTAIRES, BOISSONS, TABAC
-	-	-	-	-	-	-	-	-	-	-	100.0	F	1B	-	-
-	-	-	-	-	-	-	-	-	-	-	100.0	T	2	-	-
-	-	-	-	-	-	-	-	-	-	-	100.0	M	3	-	-
-	-	-	13.4	17.2	-	-	-	-	-	-	100.0	F	4	-	-
-	55.6	18.4	7.5	12.3	-	-	-	-	-	-	100.0	T	5	-	-
6.2	45.1	18.5	4.9	9.5	11.6	-	-	-	-	-	100.0	M	6	-	-
12.4	37.3	-	18.2	19.2	-	-	-	-	-	-	100.0	F	7	-	-
10.7	43.7	30.9	5.4	5.8	-	-	-	-	-	-	100.0	T	8	-	-
7.6	42.1	26.4	8.5	9.1	-	-	-	-	-	-	100.0	M	9	-	-
8.2	22.6	19.0	7.9	17.4	13.8	-	-	-	-	-	100.0	F	10	-	-
-	49.4	24.8	2.3	6.4	9.1	-	-	-	-	-	100.0	T	11	-	-
-	43.0	23.4	3.7	9.0	10.2	-	-	-	-	-	100.0	M	1A	643	PHARMACIES
-	-	-	-	-	-	-	-	-	-	-	100.0	F	1B	-	-
-	-	-	-	-	-	-	-	-	-	-	100.0	T	2	-	-
-	-	-	-	-	-	-	-	-	-	-	100.0	M	3	-	-
-	-	-	-	-	-	-	-	-	-	-	100.0	F	4	-	-
-	-	-	-	-	-	-	-	-	-	-	100.0	T	5	-	-
-	22.2	-	-	-	46.6	-	-	-	-	-	100.0	M	1A	644	ART. MEDICAUX, PRODUITS D'ENTRETIEN
-	-	-	-	-	41.7	-	-	-	-	-	100.0	F	1B	-	-
-	-	-	-	-	-	-	-	-	-	-	100.0	T	2	-	-
-	-	-	-	-	-	-	-	-	-	-	100.0	M	3	-	-
-	-	-	-	-	-	-	-	-	-	-	100.0	F	4	-	-
-	-	-	-	-	-	-	-	-	-	-	100.0	T	5	-	-
-	32.8	-	-	-	-	-	-	-	-	-	100.0	M	6	-	-
-	-	-	-	-	-	-	-	-	-	-	100.0	F	7	-	-
-	-	-	-	-	-	-	-	-	-	-	100.0	T	8	-	-

TAB.E1

EMPLOYEES ACCORDING TO ACTIVITY,SEX,  
QUALIFICATION,REGION AND TYPE OF  
EMPLOYEMENT

(THOUSANDS)		TYPE OF EMPLOYEMENT: PART-TIME										(MILLIERS)							
ACTIVITY	NACE	QUALIFICATION	SEX	REGION															
				PIEM. ADSTA LIGUR.	LOMB.	TRENT. FRIULI VENETO	EMILIA - ROMAG.	MARCHE TOSC. UMBRIA	LAZIO	ABRUZ. - MOLISE	CAMP.	PUGLIA BASI. CALAB.	SICIL.	SARD.	TOTAL				
CLOTHING	645	1A	M	-	-	-	-	-	-	-	-	-	-	-	-	-	-		
			F	-	-	-	-	-	-	-	-	-	-	-	-	-	-	-	
		1B	M	-	-	-	-	-	-	-	-	-	-	-	-	-	-	-	-
			F	-	-	-	-	-	-	-	-	-	-	-	-	-	-	-	-
		2	M	-	-	-	-	-	-	-	-	-	-	-	-	-	-	-	-
			F	-	-	-	-	-	-	-	-	-	-	-	-	-	-	-	-
		3	M	-	-	-	-	-	-	-	-	-	-	-	-	-	-	-	-
			F	-	-	-	-	-	-	-	-	-	-	-	-	-	-	-	-
		4	M	-	-	-	-	-	-	-	-	-	-	-	-	-	-	-	-
			F	0.1	0.0	0.1	-	0.1	-	-	-	-	-	-	-	-	-	-	-
		5	M	0.1	0.1	0.1	-	0.1	-	-	-	0.1	-	-	-	-	-	-	-
			F	-	-	0.0	-	0.1	-	-	-	-	-	-	-	-	-	-	-
		T	M	-	-	0.1	-	0.2	-	-	-	-	-	-	-	0.0	-	-	-
F	0.1		0.1	0.2	-	0.1	-	-	-	0.1	-	-	-	0.0	-	-	-		
FOOTWEAR, LEATHER GOODS	646	1A	M	0.1	0.1	0.2	-	0.2	-	0.1	-	-	-	-	-	-	-		
			F	0.1	0.1	0.2	-	0.3	-	0.1	-	-	-	-	0.0	-	-	-	
		1B	M	-	-	-	-	-	-	-	-	-	-	-	-	-	-	-	-
			F	-	-	-	-	-	-	-	-	-	-	-	-	-	-	-	-
		2	M	-	-	-	-	-	-	-	-	-	-	-	-	-	-	-	-
			F	-	-	-	-	-	-	-	-	-	-	-	-	-	-	-	-
		3	M	-	-	-	-	-	-	-	-	-	-	-	-	-	-	-	-
			F	-	-	-	-	-	-	-	-	-	-	-	-	-	-	-	-
		4	M	-	-	-	-	-	-	-	-	-	-	-	-	-	-	-	-
			F	0.0	0.0	0.0	-	-	-	-	-	-	-	-	-	-	-	-	-
		5	M	0.0	0.0	0.1	-	-	-	-	-	-	-	-	-	-	-	-	-
			F	-	-	0.0	-	-	-	-	-	-	-	-	-	-	-	-	-
		T	M	-	-	0.0	-	-	-	-	-	-	-	-	-	-	-	-	-
F	0.0		0.0	0.1	-	-	-	-	-	-	-	-	-	-	-	-	-		
FURN. FABRICS, HOUSEHOLD TEXTILES	647	1A	M	0.0	0.0	0.1	-	-	-	-	-	-	-	-	-	-	-		
			F	0.0	0.0	0.1	-	-	-	-	-	-	-	-	-	-	-	-	
		1B	M	-	-	-	-	-	-	-	-	-	-	-	-	-	-	-	-
			F	-	-	-	-	-	-	-	-	-	-	-	-	-	-	-	-
		2	M	-	-	-	-	-	-	-	-	-	-	-	-	-	-	-	-
			F	-	-	-	-	-	-	-	-	-	-	-	-	-	-	-	-
		3	M	-	-	-	-	-	-	-	-	-	-	-	-	-	-	-	-
			F	-	-	-	-	-	-	-	-	-	-	-	-	-	-	-	-
		4	M	-	-	-	-	-	-	-	-	-	-	-	-	-	-	-	-
			F	-	-	-	-	-	-	-	-	-	-	-	-	-	-	-	-
		5	M	-	-	-	-	-	-	-	-	-	-	-	-	-	-	-	-
			F	-	-	-	-	-	-	-	-	-	-	-	-	-	-	-	-
		T	M	-	-	-	-	-	-	-	-	-	-	-	-	-	-	-	-
F	-		-	-	-	-	-	-	-	-	-	-	-	-	-	-	-		
HOUSEHLD FITMENTS, APPLIANCES	648/649	1A	M	-	-	-	-	-	-	-	-	-	-	-	-	-	-		
			F	-	-	-	-	-	-	-	-	-	-	-	-	-	-	-	
		1B	M	-	-	-	-	-	-	-	-	-	-	-	-	-	-	-	-
			F	-	-	-	-	-	-	-	-	-	-	-	-	-	-	-	-
		2	M	-	-	-	-	-	-	-	-	-	-	-	-	-	-	-	-
			F	-	-	-	-	-	-	-	-	-	-	-	-	-	-	-	-
		3	M	-	-	-	-	-	-	-	-	-	-	-	-	-	-	-	-
			F	-	-	-	-	-	-	-	-	-	-	-	-	-	-	-	-
		4	M	-	0.1	-	-	-	-	-	-	-	-	-	-	-	-	-	-
			F	-	-	-	-	-	-	-	-	-	-	-	-	-	-	-	-
		5	M	-	0.1	0.1	-	-	-	-	-	-	-	-	-	-	-	-	-
			F	-	-	-	-	-	-	-	-	-	-	-	-	-	-	-	-
		T	M	-	0.1	-	-	-	-	-	-	-	-	-	-	-	-	-	-
F	0.1		0.1	0.1	-	-	-	-	-	-	-	-	-	-	-	-	-		

TAB.E1

SALARIES SELON L ACTIVITE, LE SEXE,  
LA QUALIFICATION, LA REGION ET LE  
REGIME DE TRAVAIL

(%)												REGIME DE TRAVAIL: TEMPS PARTIEL		(%)	
REGION												SEX E	Q U A L I F I C A T I O N	NACE	ACTIVITE
PIEM. AOSTA LIGUR.	LOMB.	TRENT. FRIULI VENETO	EMILIA ROMAG.	MARCHE TOSC. UMBRIA	LAZIO	ABRUZ. MOLISE	CAMP.	PUGLIA BASI. CALAB.	SICIL.	SARD.	TOTAL				
-	-	-	-	-	-	-	-	-	-	-	-	M	1A	645	ARTICLES D HABILLEMENT
-	-	-	-	-	-	-	-	-	-	-	-	F	1B		
-	-	-	-	-	-	-	-	-	-	-	-	M	2		
-	-	-	-	-	-	-	-	-	-	-	-	F	2		
-	-	-	-	-	-	-	-	-	-	-	-	M	3		
-	-	-	-	-	-	-	-	-	-	-	-	F	3		
-	-	-	-	-	-	-	-	-	-	-	100.0	M	4		
20.2	12.0	32.8	-	20.2	-	-	-	-	-	-	100.0	F	4		
17.2	12.8	30.5	-	19.9	13.6	-	-	-	-	-	100.0	M	5		
-	-	8.6	-	57.3	-	-	-	-	-	-	100.0	F	5		
-	-	11.1	-	41.5	-	-	-	-	13.2	-	100.0	M	T		
-	-	10.2	-	47.1	-	-	-	-	10.0	-	100.0	F	T		
-	-	10.9	-	47.4	-	-	-	-	-	-	100.0	M	T		
15.0	10.0	22.5	-	31.6	7.6	-	-	-	6.0	-	100.0	F	1A	646	CHAUSSURES, MAROQUINERIE
12.5	9.6	19.3	-	36.0	8.0	-	-	-	5.1	-	100.0	M	1B		
-	-	-	-	-	-	-	-	-	-	-	-	F	2		
-	-	-	-	-	-	-	-	-	-	-	-	M	2		
-	-	-	-	-	-	-	-	-	-	-	-	F	3		
-	-	-	-	-	-	-	-	-	-	-	-	M	3		
-	-	-	-	-	-	-	-	-	-	-	-	F	3		
-	-	-	-	-	-	-	-	-	-	-	-	M	4		
19.2	23.8	26.9	-	-	-	-	-	-	-	-	100.0	F	4		
18.3	22.1	31.9	-	-	-	-	-	-	-	-	100.0	M	5		
-	-	46.3	-	-	-	-	-	-	-	-	100.0	F	T		
-	-	46.3	-	-	-	-	-	-	-	-	100.0	M	T		
16.2	18.9	31.9	-	-	-	-	-	-	-	-	100.0	F	1A	647	TISSUS D AMEUBLEMENT
15.5	17.6	35.6	-	-	-	-	-	-	-	-	100.0	M	1B		
-	-	-	-	-	-	-	-	-	-	-	-	F	2		
-	-	-	-	-	-	-	-	-	-	-	-	M	2		
-	-	-	-	-	-	-	-	-	-	-	-	F	3		
-	-	-	-	-	-	-	-	-	-	-	-	M	3		
-	-	-	-	-	-	-	-	-	-	-	-	F	4		
-	-	-	-	-	-	-	-	-	-	-	-	M	4		
-	-	-	-	-	-	-	-	-	-	-	-	F	5		
-	-	-	-	-	-	-	-	-	-	-	-	M	5		
-	-	-	-	-	-	-	-	-	-	-	-	F	T		
-	-	-	-	-	-	-	-	-	-	-	-	M	1A	648/649	EQUIPEMENT DU FOYER
-	-	-	-	-	-	-	-	-	-	-	-	F	1B		
-	-	-	-	-	-	-	-	-	-	-	-	M	2		
-	-	-	-	-	-	-	-	-	-	-	-	F	2		
-	-	-	-	-	-	-	-	-	-	-	-	M	3		
-	-	-	-	-	-	-	-	-	-	-	-	F	3		
-	-	-	-	-	-	-	-	-	-	-	-	M	4		
-	18.3	-	-	-	-	-	-	-	-	-	100.0	F	4		
-	17.1	15.3	-	-	-	-	-	-	-	-	100.0	M	5		
-	-	-	-	-	-	-	-	-	-	-	100.0	F	T		
12.8	15.0	11.7	-	-	-	-	-	-	-	-	100.0	M	T		
11.3	15.1	13.4	-	-	23.9	-	-	-	-	-	100.0	F	T		

TAB.E1

EMPLOYEES ACCORDING TO ACTIVITY,SEX,  
QUALIFICATION,REGION AND TYPE OF  
EMPLOYMENT

(THOUSANDS)

TYPE OF EMPLOYMENT: PART-TIME

(MILLIERS)

ACTIVITY	NACE	QUALIFICATION	SEX	REGION												
				PIEM. AOSTA LIGUR.	LOMB.	TRENT. FRIULI VENETO	EMILIA - ROMAG.	MARCHE TOSC. UMBRIA	LAZIO	ABRUZ. - MOLISE	CAMP.	PUGLIA BASI. CALAB.	SICIL.	SARD.	TOTAL	
BOOKS, NEWSPRS., STATIONERY, OFFICE SUPPS.	653	1A	M	-	-	-	-	-	-	-	-	-	-	-	-	-
			F	-	-	-	-	-	-	-	-	-	-	-	-	
			T	-	-	-	-	-	-	-	-	-	-	-	-	
			1B	-	-	-	-	-	-	-	-	-	-	-	-	
			2	-	-	-	-	-	-	-	-	-	-	-	-	
			3	-	-	-	-	-	-	-	-	-	-	-	-	
			4	-	-	-	-	-	-	-	-	-	-	-	-	
OTHER RETAIL DISTRIBUTION	654/655	1A	M	-	-	-	-	-	-	-	-	-	-	-	-	
			F	-	-	-	-	-	-	-	-	-	-	-		
			T	-	-	-	-	-	-	-	-	-	-	-		
			1B	-	-	-	-	-	-	-	-	-	-	-		
			2	-	-	-	-	-	-	-	-	-	-	-		
			3	-	-	-	-	-	-	-	-	-	-	-		
			4	-	-	-	-	-	-	-	-	-	-	-		
VARIOUS NON-FOOD PRODUCTS	656	1A	M	0.0	-	-	0.0	-	-	-	-	-	-	-	-	
			F	0.0	-	-	0.0	-	-	-	-	-	-	-		
			T	0.0	-	-	0.0	-	-	-	-	-	-	-		
			1B	-	-	-	-	-	-	-	-	-	-	-		
			2	-	-	-	-	-	-	-	-	-	-	-		
			3	-	-	-	-	-	-	-	-	-	-	-		
			4	-	-	-	-	-	-	-	-	-	-	-		
RETAIL TRADE	64/653- 656	1A	M	1.1	1.3	0.4	0.3	0.5	1.5	0.1	0.4	0.5	0.6	0.1	6.9	
			F	1.1	1.4	0.4	0.3	0.5	1.5	0.1	0.4	0.5	0.6	0.1	7.0	
			T	0.3	0.5	0.1	0.0	0.1	0.3	-	0.1	0.1	0.1	0.1	0.2	
			1B	-	-	-	-	-	-	-	-	-	-	-	-	
			2	-	-	-	-	-	-	-	-	-	-	-	-	
			3	-	-	-	-	-	-	-	-	-	-	-	-	
			4	-	-	-	-	-	-	-	-	-	-	-	-	
			M	0.3	0.6	0.1	0.0	0.1	0.4	0.0	0.1	0.1	0.1	0.1	2.0	
			F	0.3	0.6	0.1	0.0	0.1	0.4	0.0	0.1	0.1	0.1	0.1	2.0	
			T	0.0	0.1	-	-	-	0.0	-	-	-	-	-	-	
			1B	-	-	-	-	-	-	-	-	-	-	-	-	
			2	-	-	-	-	-	-	-	-	-	-	-	-	
			3	-	-	-	-	-	-	-	-	-	-	-	-	
			4	-	-	-	-	-	-	-	-	-	-	-	-	
			M	1.4	1.9	0.5	0.4	0.6	1.8	0.1	0.5	0.6	0.6	0.2	8.7	
			F	1.4	1.9	0.5	0.4	0.6	1.8	0.1	0.5	0.6	0.6	0.2	8.7	
			T	0.0	0.1	-	-	-	0.0	-	-	-	-	-	-	
			1B	-	-	-	-	-	-	-	-	-	-	-	-	
			2	-	-	-	-	-	-	-	-	-	-	-	-	
			3	-	-	-	-	-	-	-	-	-	-	-	-	
			4	-	-	-	-	-	-	-	-	-	-	-	-	
			M	0.1	0.1	0.1	0.0	0.0	0.1	-	-	-	-	-	0.7	
			F	1.3	1.8	0.7	0.4	0.7	1.7	0.1	0.5	0.6	0.6	0.2	8.3	
			T	1.3	1.9	0.8	0.4	0.7	1.8	0.1	0.5	0.7	0.6	0.2	9.0	
			1B	-	-	-	-	-	-	-	-	-	-	-	-	
			2	-	-	-	-	-	-	-	-	-	-	-	-	
			3	-	-	-	-	-	-	-	-	-	-	-	-	
			4	-	-	-	-	-	-	-	-	-	-	-	-	
			M	0.1	0.2	0.1	0.1	0.2	0.1	0.1	0.0	-	-	-	0.8	
			F	0.4	0.9	0.4	0.1	0.3	0.4	0.1	0.1	0.1	0.2	0.1	3.1	
			T	0.5	1.0	0.4	0.1	0.5	0.6	0.1	0.2	0.1	0.2	0.1	3.8	
			1B	-	-	-	-	-	-	-	-	-	-	-	-	
			2	-	-	-	-	-	-	-	-	-	-	-	-	
			3	-	-	-	-	-	-	-	-	-	-	-	-	
			4	-	-	-	-	-	-	-	-	-	-	-	-	
			M	0.2	0.4	0.2	0.1	0.2	0.3	0.2	0.1	0.2	0.1	1.6		
			F	1.7	2.7	1.1	0.9	1.0	2.1	0.2	0.6	0.7	0.8	0.3	11.6	
			T	1.9	3.0	1.3	0.5	1.2	2.4	0.2	0.6	0.8	0.8	0.3	13.2	
			1B	-	-	-	-	-	-	-	-	-	-	-	-	
			2	-	-	-	-	-	-	-	-	-	-	-	-	
			3	-	-	-	-	-	-	-	-	-	-	-	-	
			4	-	-	-	-	-	-	-	-	-	-	-	-	

TAB.E1

SALARIES SELON L ACTIVITE, LE SEXE,  
LA QUALIFICATION, LA REGION ET LE  
REGIME DE TRAVAIL

REGIME DE TRAVAIL: TEMPS PARTIEL

(%) (%)

REGION												SEXE	QUALIFICATION	NACE	ACTIVITE
PIEM. AOSTA LIGUR.	LOMB.	TRENT. FRIULI VENETO	EMILIA ROMAG.	MARCHE TOSC. UMBRIA	LAZIO	ABRUZ. MOLISE	CAMP.	PUGLIA BASIL. CALAB.	SICIL.	SARD.	TOTAL				
-	-	-	-	-	-	-	-	-	-	-	-	M	1A	653	LIVRES, JOURN., PAPIER, ED. BUREAU
-	-	-	-	-	-	-	-	-	-	-	-	F	1B		
-	-	-	-	-	-	-	-	-	-	-	-	M	2		
-	-	-	-	-	-	-	-	-	-	-	-	F	2		
-	-	-	-	-	-	-	-	-	-	-	-	M	3		
-	-	-	-	-	-	-	-	-	-	-	-	F	3		
-	-	-	-	-	-	-	-	-	-	-	-	M	4		
-	-	-	-	-	-	-	-	-	-	-	100.0	F	4		
-	82.8	-	-	-	-	-	-	-	-	-	100.0	M	5		
-	-	-	-	-	-	-	-	-	-	-	100.0	F	5		
-	-	-	-	-	-	-	-	-	-	-	100.0	M	T		
-	66.2	-	-	-	-	-	-	-	-	-	100.0	F	T		
-	67.1	-	-	-	-	-	-	-	-	-	100.0	M	1A	654/655	AUTRES COMMERCE DE DETAIL
-	-	-	-	-	-	-	-	-	-	-	-	F	1B		
-	-	-	-	-	-	-	-	-	-	-	-	M	2		
-	-	-	-	-	-	-	-	-	-	-	-	F	2		
-	-	-	-	-	-	-	-	-	-	-	-	M	3		
-	-	-	-	-	-	-	-	-	-	-	-	F	3		
-	-	-	-	-	-	-	-	-	-	-	100.0	M	4		
32.4	-	-	18.1	-	-	-	-	-	-	-	100.0	F	4		
30.9	-	-	22.8	-	-	-	-	-	-	-	100.0	M	5		
-	-	-	-	-	-	-	-	-	-	-	100.0	F	5		
-	-	-	-	-	-	-	-	-	-	-	100.0	M	T		
37.7	-	-	-	-	-	-	-	-	-	-	100.0	F	T		
33.0	-	-	-	-	-	-	-	-	-	-	100.0	M	1A	656	PRODUITS DIVERS NON ALIMENT.
31.9	13.8	21.7	14.9	-	-	-	-	-	-	-	100.0	F	1B		
32.4	13.7	17.0	16.8	-	-	-	-	-	-	-	100.0	M	2		
-	-	-	-	-	-	-	-	-	-	-	-	F	2		
-	-	-	-	-	-	-	-	-	-	-	-	M	3		
-	-	-	-	-	-	-	-	-	-	-	-	F	3		
-	-	-	-	-	-	-	-	-	-	-	100.0	M	4		
15.8	46.8	-	-	-	-	-	-	-	-	-	100.0	F	4		
15.8	19.5	5.8	4.7	7.5	21.3	1.3	6.5	7.8	8.1	1.7	100.0	M	5		
-	19.8	5.8	4.6	7.5	21.2	1.3	6.4	7.8	8.0	1.7	100.0	F	5		
-	45.6	-	-	-	-	-	-	-	-	-	100.0	M	T		
15.0	29.9	6.4	2.0	6.0	18.6	5.5	4.8	5.0	5.6	5.6	100.0	F	T		
14.6	31.7	6.3	1.7	6.0	17.8	1.7	5.8	4.4	4.6	5.2	100.0	M	1A	64/653- 656	COMMERCE DE DETAIL
10.5	45.4	-	-	-	13.2	-	-	-	-	-	100.0	F	1B		
15.5	21.6	6.0	4.2	7.2	20.7	1.3	6.3	7.2	7.4	2.5	100.0	M	2		
15.4	22.4	6.0	4.1	7.1	20.5	1.4	6.3	7.2	7.2	2.5	100.0	F	2		
-	-	-	-	-	-	-	-	-	-	-	-	M	3		
-	-	-	-	-	-	-	-	-	-	-	-	F	3		
-	-	-	-	-	-	-	-	-	-	-	100.0	M	4		
-	17.0	27.1	-	-	16.4	-	-	-	-	-	100.0	F	4		
-	17.6	25.3	-	-	15.7	-	-	-	-	-	100.0	M	5		
8.3	18.9	15.9	-	-	19.6	-	-	-	-	-	100.0	F	5		
15.4	21.6	8.6	5.1	5.9	19.6	-	-	-	-	-	100.0	M	T		
14.8	21.4	9.2	4.5	8.1	20.0	1.1	5.6	6.7	6.7	1.8	100.0	F	T		
12.9	24.0	10.9	-	7.9	19.9	1.0	5.3	7.7	6.5	1.7	100.0	M	1A		
13.8	28.0	11.9	-	19.4	16.9	-	6.1	-	-	-	100.0	F	1B		
13.6	27.2	11.7	2.2	10.0	14.4	2.1	3.7	3.4	6.7	3.7	100.0	M	2		
11.5	22.0	13.5	4.5	11.9	14.9	2.0	4.2	3.0	5.7	3.1	100.0	F	2		
14.7	23.2	9.7	4.0	13.5	17.4	-	3.9	9.9	-	-	100.0	M	3		
14.4	23.1	10.2	4.1	8.7	18.5	1.4	5.0	5.7	6.6	2.4	100.0	F	3		
-	-	-	-	9.2	18.4	1.3	4.9	6.2	6.1	2.2	100.0	M	4		





TAB.E1

SALARIES SELON L ACTIVITE, LE SEXE,  
LA QUALIFICATION, LA REGION ET LE  
REGIME DE TRAVAIL

REGION												SEX	O U A L I F I C A T I O N	NACE	ACTIVITE
PIEM. AOSTA LIGUR.	LOMB.	TRENT. FRIULI VENETO	EMILIA ROMAG.	MARCHE TOSC. UMBRIA	LAZIO	ABRUZ. MOLISE	CAMP.	PUGLIA BASIL. CALAB.	SICIL.	SARD.	TOTAL				
-	35.1	-	-	-	26.6	-	-	-	-	-	100.0	M	1A	611	MAT. PREM. AGR., ANIMAUX, TEXTILES
-	34.8	-	-	-	27.3	-	-	-	-	-	100.0	F	T	1B	
-	28.9	-	-	7.3	-	-	15.9	-	-	-	100.0	M	F	2	
-	30.5	-	7.0	-	38.9	15.3	-	-	-	-	100.0	T	T	3	
6.5	49.3	5.0	-	-	16.1	9.3	-	-	-	-	100.0	M	F	T	
8.9	50.0	4.3	-	-	15.8	8.8	-	-	-	-	100.0	T	T	3	
5.5	46.8	10.7	4.8	4.7	12.3	-	-	-	-	-	100.0	M	F	T	
-	47.8	-	-	-	16.7	-	-	-	-	-	100.0	T	T	4	
4.9	47.0	12.3	4.2	4.2	13.1	2.7	-	-	-	-	100.0	M	F	T	
9.2	37.2	24.2	5.7	5.9	5.3	-	4.2	1.2	-	-	100.0	T	T	4	
11.6	45.4	25.6	-	2.0	2.7	-	-	-	-	-	100.0	M	F	T	
9.9	39.4	24.6	4.6	4.9	4.6	-	4.8	1.0	-	-	100.0	T	T	5	
6.9	45.6	11.4	5.6	5.6	9.4	-	1.7	3.2	-	10.5	100.0	M	F	T	
12.6	25.5	19.0	5.2	33.3	2.1	-	-	-	-	-	100.0	T	T	5	
8.8	38.9	13.9	5.4	14.8	7.0	-	1.2	2.7	-	7.0	100.0	M	F	T	
7.4	43.1	14.4	5.5	5.2	9.8	1.5	2.5	2.3	-	7.8	100.0	T	T	5	
12.0	33.0	20.3	3.9	22.2	3.5	-	-	-	-	-	100.0	M	F	T	
8.7	40.2	16.1	5.0	10.0	8.0	1.2	2.3	2.0	0.6	6.0	100.0	T	T	1A	
12.9	64.8	-	-	-	-	-	-	-	-	-	100.0	M	F	1A	
12.8	65.0	-	-	-	-	-	-	-	-	-	100.0	T	T	1B	
12.1	66.7	4.5	3.7	2.7	3.2	0.9	-	-	3.8	-	100.0	M	F	T	
-	68.4	-	-	-	-	-	-	-	-	-	100.0	T	T	2	
12.4	66.8	5.0	3.6	2.5	3.0	0.8	-	-	3.5	-	100.0	M	F	T	
11.6	58.1	7.6	6.6	2.6	6.4	2.3	1.4	-	1.7	-	100.0	T	T	2	
13.6	67.0	-	-	-	-	-	-	-	-	-	100.0	M	F	T	
11.9	59.2	7.8	6.4	2.3	6.2	2.0	1.2	-	1.5	-	100.0	T	T	3	
12.6	50.4	11.7	3.3	3.0	8.2	1.8	4.3	2.6	1.3	-	100.0	M	F	T	
11.7	69.8	5.0	-	-	5.1	1.6	-	-	-	-	100.0	T	T	4	
12.3	56.3	9.6	2.6	2.4	7.3	1.7	3.6	1.8	1.1	-	100.0	M	F	T	
13.5	43.7	12.1	6.9	4.6	7.9	2.7	3.3	2.3	1.6	1.3	100.0	T	T	4	
15.7	63.3	5.6	4.0	2.7	5.7	-	1.0	-	1.3	-	100.0	M	F	T	
14.1	48.9	10.4	6.1	4.1	7.3	2.2	2.7	1.7	1.6	1.0	100.0	T	T	5	
11.7	43.5	9.8	4.6	5.3	7.9	1.8	3.4	4.3	6.6	-	100.0	M	F	T	
16.1	57.7	8.6	4.5	2.8	6.6	-	-	-	-	-	100.0	T	T	5	
12.8	47.1	9.5	4.6	4.7	7.6	1.8	2.6	3.2	5.2	0.8	100.0	M	F	T	
12.7	47.1	10.6	5.5	4.3	7.6	2.2	3.2	2.7	3.1	1.1	100.0	T	T	5	
15.0	63.3	6.4	3.6	2.3	5.7	1.2	1.0	-	1.0	-	100.0	M	F	T	
13.2	51.1	9.6	5.0	3.8	7.1	2.0	2.7	2.0	2.6	1.0	100.0	T	T	1A	
-	51.1	32.8	-	-	-	-	-	-	-	-	100.0	M	F	1A	
-	45.7	29.4	-	-	-	-	-	-	-	-	100.0	T	T	1B	
-	49.9	19.0	-	-	-	-	-	-	-	-	100.0	M	F	T	
-	50.3	21.1	-	-	-	-	-	-	-	-	100.0	T	T	2	
6.5	19.9	15.7	6.0	6.7	5.8	-	-	-	33.0	-	100.0	M	F	T	
5.9	19.7	16.2	5.4	6.1	5.3	-	-	-	30.0	-	100.0	T	T	3	
9.7	18.6	29.8	7.6	5.9	7.8	-	4.7	6.0	4.3	-	100.0	M	F	T	
8.5	32.3	21.4	-	-	-	-	-	-	-	-	100.0	T	T	4	
9.4	21.9	27.8	7.5	5.8	6.3	-	3.9	4.9	3.3	9.1	100.0	M	F	T	
8.2	16.4	21.2	9.6	4.9	4.0	1.5	4.8	3.3	23.3	2.8	100.0	T	T	4	
13.1	21.3	25.9	7.9	2.2	4.5	-	-	-	5.7	9.6	100.0	M	F	T	
9.4	17.6	22.4	9.2	4.2	4.1	1.1	4.6	3.9	20.0	3.6	100.0	T	T	5	
12.7	14.6	16.2	4.5	4.8	2.7	3.7	5.9	8.8	19.2	7.0	100.0	M	F	T	
16.3	28.4	20.8	8.1	6.7	1.2	4.9	-	-	-	-	100.0	T	T	5	
13.3	16.8	17.0	5.1	5.1	2.5	3.9	5.6	7.8	17.1	5.8	100.0	M	F	T	
10.2	17.1	19.9	6.9	5.0	3.9	2.1	5.0	5.9	19.4	4.6	100.0	T	T	5	
13.1	25.1	23.5	7.7	4.0	2.9	1.6	3.7	3.8	7.0	7.6	100.0	M	F	T	
10.8	18.7	20.6	7.1	4.8	3.7	2.0	4.7	5.5	16.9	5.2	100.0	T	T	1A	
-	68.1	-	-	-	-	-	-	-	-	-	100.0	M	F	1A	
-	66.8	-	-	-	-	-	-	-	-	-	100.0	T	T	1B	
13.9	62.8	-	-	-	8.9	-	-	-	-	-	100.0	M	F	T	
-	79.5	-	-	-	-	-	-	-	-	-	100.0	T	T	2	
12.9	64.0	-	-	-	8.9	-	-	-	-	-	100.0	M	F	T	
9.1	58.1	6.7	4.2	1.7	11.8	-	2.4	2.0	2.5	-	100.0	T	T	2	
21.8	62.9	-	-	-	-	-	-	-	-	-	100.0	M	F	T	
10.6	58.7	7.0	3.7	1.6	10.8	-	2.2	2.1	2.2	-	100.0	T	T	3	
9.9	58.3	7.2	5.9	3.9	6.4	-	1.4	4.1	1.6	-	100.0	M	F	T	
8.5	73.3	5.8	4.3	1.8	1.6	-	-	-	-	-	100.0	T	T	4	
9.5	62.0	6.9	5.5	3.4	5.2	1.1	1.2	3.5	1.3	-	100.0	M	F	T	
12.0	51.8	9.3	6.2	2.9	7.6	1.2	3.3	2.8	1.8	1.0	100.0	T	T	4	
10.1	69.2	5.4	5.4	1.4	4.6	-	1.8	1.0	-	-	100.0	M	F	T	
11.3	58.1	7.9	5.9	2.3	6.6	1.0	2.8	2.1	1.3	0.7	100.0	T	T	5	
10.4	45.9	8.6	4.1	4.4	9.7	1.0	5.3	3.6	3.8	3.1	100.0	M	F	T	
16.4	56.8	7.2	6.8	1.8	7.2	-	-	-	2.2	-	100.0	T	T	5	
12.3	49.4	8.2	4.9	3.6	8.9	0.7	3.8	3.2	2.9	2.1	100.0	M	F	T	
10.7	53.2	8.2	5.1	3.3	8.4	1.0	3.2	3.1	2.4	1.4	100.0	T	T	5	
12.0	66.2	6.1	5.4	1.5	4.8	0.6	1.2	1.5	0.5	-	100.0	M	F	T	
11.1	57.0	7.6	5.2	2.8	7.4	0.9	2.6	2.6	1.8	1.0	100.0	T	T	5	



TAB.E1

SALARIES SELON L ACTIVITE, LE SEXE,  
LA QUALIFICATION, LA REGION ET LE  
REGIME DE TRAVAIL

REGION												SEXE	QUALIFICATION	NACE	ACTIVITE
PIEM. AOSTA LIGUR.	LOMB.	TRENT. FRIULI VENETO	EMILIA ROMAG.	MARCHE TOSC. UMBRIA	LAZIO	ABRUZ. MOLISE	CAMP.	PUGLIA BASIL. CALAB.	SICIL.	SARD.	TOTAL				
-	48.7	21.6	-	-	-	-	-	-	-	-	100.0	M	1A	615	MEUBLES, ART. MENAGERS QUINCAILLERIE
-	51.1	20.6	-	-	-	-	-	-	-	-	100.0	F			
9.0	53.6	11.5	-	-	-	-	-	-	-	-	100.0	M	1B		
-	-	-	-	-	-	-	-	-	-	-	100.0	F			
9.2	54.9	11.5	-	-	-	-	-	-	-	-	100.0	T			
8.1	44.1	11.8	4.2	7.3	8.1	-	-	-	5.9	-	100.0	M	2		
-	52.2	-	-	-	-	-	-	-	-	-	100.0	F			
9.4	45.1	11.9	4.9	6.8	7.6	-	-	-	5.2	-	100.0	T			
9.1	35.0	12.8	4.6	15.8	6.9	-	1.0	8.6	1.6	-	100.0	M	3		
13.3	34.7	10.1	9.3	10.0	3.7	-	-	-	-	-	100.0	F			
10.2	34.9	12.2	5.8	14.4	6.1	7.4	1.0	6.6	1.3	-	100.0	T	4		
9.0	36.4	16.9	7.7	13.9	3.3	1.5	2.2	2.8	1.0	5.3	100.0	M	4		
9.7	41.9	15.2	4.9	10.1	4.0	-	1.7	1.0	7.0	2.8	100.0	F			
9.2	38.3	16.3	6.8	12.6	3.5	1.5	2.0	2.2	3.1	4.4	100.0	T			
4.7	21.4	13.1	3.6	9.3	2.2	18.1	2.4	16.8	3.3	5.2	100.0	M	5		
10.0	31.7	14.7	3.6	8.1	2.3	15.0	-	-	-	10.0	100.0	F			
6.2	24.3	13.5	3.6	8.9	2.2	17.2	2.0	12.5	2.9	6.5	100.0	T			
7.4	31.6	14.5	5.3	11.7	3.6	8.1	2.0	9.2	2.2	4.4	100.0	M	T		
10.4	37.8	14.4	5.0	9.2	3.3	8.2	1.3	1.2	4.2	5.1	100.0	F			
8.2	33.4	14.5	5.2	11.0	3.5	8.1	1.8	6.8	2.8	4.6	100.0	T			
15.6	48.7	26.2	-	-	-	-	-	-	-	-	100.0	M	1A	616	TEXTILE, HABILLEMENT, CHAUSSURES
-	-	-	-	-	-	-	-	-	-	-	100.0	F			
15.6	48.7	26.2	-	-	-	-	-	-	-	-	100.0	T			
9.0	50.8	18.3	-	-	-	-	-	-	-	-	100.0	M	1B		
-	-	-	-	-	-	-	-	-	-	-	100.0	F			
11.9	48.6	16.6	-	5.5	-	-	-	-	-	-	100.0	T			
20.6	35.4	15.7	6.3	5.1	-	-	8.5	-	3.2	-	100.0	M	2		
22.8	40.6	10.0	-	-	-	-	-	-	-	-	100.0	F			
21.2	36.7	14.4	6.7	4.8	5.2	-	7.5	-	2.4	-	100.0	T			
12.4	25.7	14.7	10.9	16.2	6.6	-	-	-	-	5.1	100.0	M	3		
15.1	39.0	9.1	7.6	6.9	-	-	-	-	-	11.0	100.0	F			
13.3	30.2	12.8	9.8	13.1	6.0	-	6.8	-	0.6	7.1	100.0	T			
11.7	24.4	10.1	7.8	10.4	5.6	-	16.0	3.3	0.6	7.7	100.0	M	4		
20.1	27.4	13.9	6.2	7.9	2.3	-	6.2	1.3	0.7	12.4	100.0	F			
16.0	26.0	12.1	7.0	9.1	3.9	1.9	11.0	2.3	0.7	10.1	100.0	T	5		
11.1	29.1	9.8	10.0	9.6	9.2	-	6.2	2.0	1.2	11.8	100.0	M			
20.6	29.1	13.1	10.4	5.9	4.5	-	2.5	-	1.1	10.9	100.0	F			
15.6	29.1	11.3	10.2	7.8	7.0	-	4.4	2.1	1.1	11.4	100.0	T			
12.2	27.4	11.4	8.7	10.6	6.4	-	11.2	2.3	0.9	7.8	100.0	M	T		
19.9	29.2	13.1	7.6	7.1	3.3	-	5.1	1.3	0.8	11.5	100.0	F			
15.7	28.2	12.2	8.2	9.0	5.0	1.1	8.4	1.9	0.9	9.5	100.0	T			
20.5	17.5	16.7	13.2	-	-	-	-	-	-	-	100.0	M	1A	617	PRODUITS ALIM., BOISSONS, TABAC
-	-	-	-	-	-	-	-	-	-	-	100.0	F			
21.4	16.5	15.7	16.1	-	-	-	-	-	-	-	100.0	T			
28.5	28.6	10.8	16.2	-	-	-	-	-	-	-	100.0	M	1B		
-	-	-	-	-	-	-	-	-	-	-	100.0	F			
29.9	27.6	12.1	15.5	-	-	-	-	-	-	-	100.0	T			
17.9	20.8	15.6	12.6	13.1	1.8	-	-	8.7	-	-	100.0	M	2		
21.8	28.8	-	25.2	-	-	-	-	-	-	-	100.0	F			
18.3	21.8	15.5	14.0	11.9	2.3	-	-	7.7	-	-	100.0	T			
12.9	18.4	15.2	16.5	12.1	8.0	2.9	3.2	4.5	-	3.8	100.0	M	3		
16.5	30.7	11.2	12.7	9.9	7.9	-	-	-	-	-	100.0	F			
13.6	20.9	14.4	15.7	11.6	8.0	2.4	2.8	3.7	2.7	4.2	100.0	T			
11.1	18.5	11.4	14.1	14.4	9.6	4.2	5.3	3.7	4.9	2.9	100.0	M	4		
16.5	18.5	8.9	22.4	8.2	8.9	2.1	5.9	-	-	4.9	100.0	F			
13.0	18.5	10.5	17.0	12.2	9.3	3.4	5.5	3.3	3.6	3.6	100.0	T			
12.4	15.4	11.6	12.4	13.4	7.6	4.8	9.5	5.3	3.2	4.2	100.0	M	5		
16.0	7.6	14.2	38.0	7.7	4.5	2.1	8.0	-	1.3	0.4	100.0	F			
14.0	12.0	12.8	23.6	10.9	6.3	3.6	8.8	3.2	2.4	2.5	100.0	T			
12.4	17.3	12.1	13.5	13.6	8.1	4.1	6.7	4.7	3.8	3.6	100.0	M	T		
16.3	12.6	12.2	31.3	7.9	6.2	2.0	6.9	1.1	1.3	2.2	100.0	F			
13.8	15.5	12.2	20.1	11.5	7.4	3.3	6.8	3.4	2.8	3.1	100.0	T			
-	-	-	-	-	-	-	-	-	-	-	100.0	M	1A	617.6	PRODUITS DU TABAC
-	-	-	-	-	-	-	-	-	-	-	100.0	F			
-	-	-	-	-	-	-	-	-	-	-	100.0	T			
-	-	-	-	-	-	-	-	-	-	-	100.0	M	1B		
-	-	-	-	-	-	-	-	-	-	-	100.0	F			
-	-	-	-	-	-	-	-	-	-	-	100.0	T			
-	-	-	-	-	-	-	-	-	-	-	100.0	M	2		
-	-	-	-	-	-	-	-	-	-	-	100.0	F			
-	-	-	-	-	-	-	-	-	-	-	100.0	T			
-	-	-	-	-	-	-	-	-	-	-	100.0	M	3		









TAB.E1

EMPLOYEES ACCORDING TO ACTIVITY, SEX, QUALIFICATION, REGION AND TYPE OF EMPLOYEMENT

(THOUSANDS)		ALL TYPES OF EMPLOYEMENT										(MILLIERS)								
ACTIVITY	NACE	Q U A L I F I C A T I O N	S E X	REGION																
				PIEM. AOSTA LIGUR.	LOMB.	TRENT. FRIULI VENETO	EMILIA - ROMAG.	MARCHE TOSC. UMBRIA	LAZIO	ABRUZ. - MOLISE	CAMP.	PUGLIA BASI. CALAB.	SICIL.	SARD.	TOTAL					
CLOTHING	645	1A	M		0.1												0.2			
			F																	
		1B	M		0.1														0.2	
			F																0.0	
		2	M		0.1					0.0									0.2	
			F		0.0					0.0									0.8	
	3	M		0.1	0.1	0.1	0.1		0.1	0.0					0.1			0.2		
		F		0.0	0.1	0.2	0.1		0.1	0.0					0.1			1.0		
	4	M		0.2	0.6	0.2	0.0	0.1	0.1					0.1				1.4		
		F		0.1	0.4	0.2			0.1						0.1			1.0		
	5	M		0.3	0.9	0.4	0.1	0.1	0.2	0.0	0.1			0.1	0.2			2.4		
		F		0.5	1.7	0.8	0.3	0.4	0.5	0.1	0.3			0.4	0.8		0.3	6.1		
	T	M		1.5	3.1	1.9	0.7	0.9	1.1	0.2	0.7			0.5	0.8		0.3	11.7		
		F		2.1	4.8	2.7	1.0	1.3	1.6	0.3	1.0			0.9	1.5		0.6	17.8		
	FOOTWEAR, LEATHER GOODS	646	1A	M		0.4	0.7	0.1	0.4	0.4	0.4	0.2	0.4	0.2	0.4	0.2	0.4	0.3	4.9	
				F		0.6	2.2	1.1	0.3	0.7	0.8	0.3	0.5	0.3	1.0	0.4	0.4		8.3	
			1B	M		1.0	3.7	1.5	0.6	0.8	1.2	0.1	0.5	0.6	1.6	1.6	0.5		12.1	
				F		2.1	4.8	2.8	0.9	1.4	1.6	0.5	1.1	0.7	1.3	0.6	0.6		17.8	
2			M		3.2	8.5	4.3	1.5	2.2	2.8	0.6	1.6	1.3	2.9	1.1			29.9		
			F															0.0		
3		M																0.0		
		F																0.0		
4		M		0.0	0.1	0.1	0.0	0.0						0.0	0.0			0.4		
		F		0.0	0.1	0.1	0.0	0.0						0.0	0.0			0.1		
5		M		0.0	0.1	0.1								0.0	0.0			0.4		
		F		0.0	0.1	0.1								0.0	0.0			0.2		
T		M		0.1	0.2	0.1	0.1	0.1	0.2	0.1	0.1	0.1	0.1	0.1	0.1	0.1	0.1	0.8		
		F		0.1	0.2	0.1	0.1	0.1	0.2	0.1	0.1	0.1	0.1	0.1	0.1	0.1	0.1	1.2		
FURN. FABRICS, HOUSEHOLD TEXTILES		647	1A	M		0.5	0.5	0.1	0.1	0.2	0.2	0.4	0.1	0.1	0.1	0.1	0.2	0.6	3.8	
				F		0.7	1.4	0.8	0.1	0.3	0.4	0.5	0.2	0.2	0.4	0.8	0.8		5.9	
			1B	M																
				F																
	2		M																	
			F																	
	3	M				0.0												0.0		
		F																0.1		
	4	M		0.0		0.1	0.1	0.1	0.1									0.3		
		F		0.0		0.1	0.1	0.1	0.1									0.2		
	5	M		0.1		0.2	0.1	0.1	0.1									0.5		
		F		0.0		0.0	0.1	0.1	0.0									0.1		
	T	M		0.1		0.0	0.0	0.1	0.1									0.2		
		F		0.1		0.2	0.1	0.1	0.1									0.5		
	HOUSEHOLD FITMENTS, APPLIANCES	648/649	1A	M		0.1													0.7	
				F		0.1														
			1B	M		0.1														0.7
				F		0.1														0.9
2			M		0.1					0.1									0.9	
			F		0.0	0.3	0.1	0.1	0.1	0.1									1.1	
3		M		0.1	0.3	0.1	0.1	0.1	0.1									0.2		
		F		0.1	0.9	0.4	0.1	0.3	0.3									3.4		
4		M		0.2	1.4	0.5	0.2	0.4	0.4	0.4	0.4			0.3				5.0		
		F		0.7	2.6	1.2	0.5	1.5	1.8	2.2	1.6			1.1	1.0	2.6		16.9		
5		M		0.7	1.9	0.5	0.4	0.4	1.0	0.6				0.5	1.0	1.7		8.8		
		F		1.4	4.5	1.8	0.9	2.0	2.9	2.8	1.7			1.6	2.0	4.3		25.7		
T		M		0.7	2.1	1.0	0.2	0.9	1.4	0.9	0.8			2.9	1.2	3.5		15.4		
		F		0.3	1.1	0.3	0.1	0.4	0.6					0.8	0.8	1.4		5.4		
T		M		0.9	3.2	1.3	0.3	1.3	2.0	1.1	0.8			3.0	2.0	4.9		20.8		
		F		1.5	6.0	2.8	1.0	2.8	3.7	3.5	2.7			5.0	2.5	6.8		38.4		
T		M		1.0	3.6	1.0	0.6	1.0	1.7	0.9	0.3			0.6	1.8	3.4		16.1		
		F		2.6	9.6	3.7	1.6	3.8	5.5	4.4	3.1			5.6	4.4	10.2		54.5		



TAB.E1

SALARIES SELON L ACTIVITE, LE SEXE,  
LA QUALIFICATION, LA REGION ET LE  
REGIME DE TRAVAIL

(%)

ENS. DES REGIMES DE TRAVAIL

(%)

REGION												SEX	QUALIFICATION	NACE	ACTIVITE								
PIEM. AOSTA LIGUR.	LOMB.	TRENT. FRIULI VENETO	EMILIA ROMAG.	MARCHE TOSC. UMBRIA	LAZIO	ABRUZ. MOLISE	CAMP.	PUGLIA BASI. CALAB.	SICIL.	SARD.	TOTAL												
	54.8										100.0	M	1A	645	ARTICLES D HABILLEMENT								
	54.7										100.0	F	1A	645		ARTICLES D HABILLEMENT							
	46.0										100.0	M	1B	645			ARTICLES D HABILLEMENT						
	43.5				11.2						100.0	F	1B	645				ARTICLES D HABILLEMENT					
10.7	33.0	16.2	8.9		5.3	3.6			12.4		100.0	M	2	645					ARTICLES D HABILLEMENT				
18.7	31.9				12.0				6.5		100.0	F	2	645						ARTICLES D HABILLEMENT			
12.5	32.7	15.9	8.3		6.8	3.4			11.0		100.0	M	3	645							ARTICLES D HABILLEMENT		
12.1	39.7	11.2	3.4	4.9	7.4			6.3	10.2		100.0	F	3	645								ARTICLES D HABILLEMENT	
11.8	36.8	19.4			10.9				8.3		100.0	M	4	645									ARTICLES D HABILLEMENT
12.0	38.4	14.6	2.9	4.9	8.8	1.1	2.7	4.2	9.4		100.0	F	4	645									
8.9	27.7	12.9	5.2	6.6	8.9	0.9	4.8	6.5	12.8	4.7	100.0	M	5	645	ARTICLES D HABILLEMENT								
13.2	26.3	16.0	6.2	7.9	9.5	1.8	6.0	4.1	6.6	2.6	100.0	F	T	645		ARTICLES D HABILLEMENT							
11.7	26.8	14.9	5.9	7.4	9.3	1.5	5.6	4.9	8.7	3.3	100.0	M	1A	646			CHAUSSURES, MAROQUINERIE						
6.8	28.4	10.4	4.6	8.0	12.9	1.7	4.7	2.2	16.5	3.8	100.0	F	1A	646				CHAUSSURES, MAROQUINERIE					
8.4	26.1	15.0	2.9	9.1	7.7	5.0	7.6	4.3	8.0	5.9	100.0	M	1B	646					CHAUSSURES, MAROQUINERIE				
7.7	27.1	13.1	3.6	8.7	9.9	3.6	6.4	3.4	11.6	5.0	100.0	F	2	646						CHAUSSURES, MAROQUINERIE			
8.7	30.3	12.1	5.2	6.7	9.6	1.2	4.3	4.8	13.5	3.7	100.0	M	3	646							CHAUSSURES, MAROQUINERIE		
11.9	26.9	15.9	5.1	8.0	9.1	2.7	6.1	3.9	7.1	3.4	100.0	F	4	646								CHAUSSURES, MAROQUINERIE	
10.6	28.3	14.3	5.1	7.5	9.3	2.1	5.3	4.3	9.7	3.5	100.0	M	5	646									CHAUSSURES, MAROQUINERIE
											100.0	F	T	646									
											100.0	M	1A	647	TISSUS D AMEUBLEMENT								
											100.0	F	1A	647		TISSUS D AMEUBLEMENT							
											100.0	M	1B	647			TISSUS D AMEUBLEMENT						
											100.0	F	1B	647				TISSUS D AMEUBLEMENT					
											100.0	M	2	647					TISSUS D AMEUBLEMENT				
											100.0	F	2	647						TISSUS D AMEUBLEMENT			
											100.0	M	3	647							TISSUS D AMEUBLEMENT		
		59.5									100.0	F	3	647								TISSUS D AMEUBLEMENT	
		47.0									100.0	M	4	647									TISSUS D AMEUBLEMENT
11.7		45.5	18.8	22.8							100.0	F	4	647									
18.8		47.4		31.1							100.0	M	5	647	TISSUS D AMEUBLEMENT								
14.8		46.4	11.5	26.7							100.0	F	T	647		TISSUS D AMEUBLEMENT							
34.6		22.9		30.2							100.0	M	1A	648/648			EQUIPEMENT DU FOYER						
28.2				46.2							100.0	F	1A	648/648				EQUIPEMENT DU FOYER					
32.5		19.7	9.3	35.9							100.0	M	1B	648/648					EQUIPEMENT DU FOYER				
18.9		38.7	16.0	23.9							100.0	F	2	648/648						EQUIPEMENT DU FOYER			
23.2		38.1		32.3							100.0	M	3	648/648							EQUIPEMENT DU FOYER		
20.6	2.3	38.5	11.4	27.2							100.0	F	4	648/648								EQUIPEMENT DU FOYER	
	15.8										100.0	M	5	648/648									EQUIPEMENT DU FOYER
	15.9										100.0	F	T	648/648									
	15.5										100.0	M	1A	648/648	EQUIPEMENT DU FOYER								
	16.4				9.4						100.0	F	1A	648/648		EQUIPEMENT DU FOYER							
4.2	24.6	11.2	4.8	8.1	7.8						100.0	M	2	648/648			EQUIPEMENT DU FOYER						
	27.7										100.0	F	2	648/648				EQUIPEMENT DU FOYER					
4.6	25.1	11.1	5.4	10.7	7.9						100.0	M	3	648/648					EQUIPEMENT DU FOYER				
4.3	26.3	10.6	4.4	8.6	8.7				6.1		100.0	F	3	648/648						EQUIPEMENT DU FOYER			
	31.2	7.2	4.6								100.0	M	4	648/648							EQUIPEMENT DU FOYER		
3.3	27.9	9.5	4.5	7.8	7.9	7.3			5.4		100.0	F	4	648/648								EQUIPEMENT DU FOYER	
3.9	15.2	7.2	3.2	9.0	11.2	13.3	9.2	6.3	5.9	15.5	100.0	M	5	648/648									EQUIPEMENT DU FOYER
8.4	21.4	6.1	4.3	5.1	11.5	6.4		5.5	10.9	18.8	100.0	F	T	648/648									
5.5	17.3	6.8	3.6	7.7	11.3	10.9	6.6	6.0	7.6	16.7	100.0	M	1A	648/648	EQUIPEMENT DU FOYER								
4.4	13.4	6.4	1.4	5.5	9.0	5.7	5.1	18.7	7.8	22.7	100.0	F	1A	648/648		EQUIPEMENT DU FOYER							
5.0	20.5	5.5	2.3	8.0	10.9				14.6	25.5	100.0	M	1B	648/648			EQUIPEMENT DU FOYER						
4.5	15.2	6.2	1.6	6.2	9.5	5.3	4.0	14.5	9.6	23.4	100.0	F	2	648/648				EQUIPEMENT DU FOYER					
4.0	15.7	7.2	2.6	7.3	9.7	9.0	7.2	13.0	6.6	17.6	100.0	M	3	648/648					EQUIPEMENT DU FOYER				
6.5	22.2	6.1	3.8	6.4	10.9	5.6	2.0	4.0	11.3	21.3	100.0	F	4	648/648						EQUIPEMENT DU FOYER			
4.8	17.6	6.9	2.9	7.1	10.1	8.0	5.6	10.3	8.0	18.7	100.0	M	5	648/648							EQUIPEMENT DU FOYER		

**TAB.E1**

**EMPLOYEES ACCORDING TO ACTIVITY, SEX,  
QUALIFICATION, REGION AND TYPE OF  
EMPLOYEMENT**

(THOUSANDS)

ALL TYPES OF EMPLOYEMENT

(MILLIERS)

ACTIVITY	NACE	QUALIFICATION	SEX	REGION																						
				PIEM. AOSTA LIGUR.	LOMB.	TRENT. FRIULI VENETO	EMILIA - ROMAG.	MARCHE TOSC. UMBRIA	LAZIO	ABRUZ. - MOLISE	CAMP.	PUGLIA BASIL. CALAB.	SICIL.	SARD.	TOTAL											
BOOKS, NEWSPRS., STATIONERY, OFFICE SUPPS.	653	1A	M		0.1											0.1										
			F																							
			T																							
			OTHER RETAIL DISTRIBUTION	654/655	1A	M		0.1																		
						F																				
						T																				
						VARIOUS NON-FOOD PRODUCTS	656	1A	M																	
									F																	
									T																	
									RETAIL TRADE	64/653- 656	1A	M														
												F														
												T														
1B	M											0.1	0.6	0.1	0.0	0.0	0.1				0.1	0.0			1.0	
		F											0.0													0.1
		T											0.1	0.7	0.1	0.0	0.1	0.1				0.1	0.0			1.1
		2	M		0.2							1.3	0.1	0.1	0.1	0.2				0.1	0.1	0.1	0.1	2.4		
				F								0.3													0.4	
				T								0.3	0.2	0.1	0.1	0.2					0.1	0.1	0.1		2.8	
				3	M		0.4	1.1				0.3	0.1	0.2	0.3		0.0		0.1	0.1	0.2	0.1	2.8			
						F		0.4				1.0	0.3	0.1	0.2	0.4		0.0		0.1	0.1	0.2	0.1	2.9		
						T		0.7				2.1	0.5	0.2	0.4	0.7		0.1		0.2	0.3	0.3	0.1	5.7		
						4	M		1.8	4.1	1.3	0.6	0.8	1.8		0.2		0.7	0.9	0.9	0.4	13.3				
								F		6.4	11.1	3.8	2.2	3.6	6.4		0.8		2.2	3.0	3.4	1.4	44.3			
								T		8.2	15.1	5.0	2.8	4.4	8.2		1.0		2.8	3.9	4.3	1.8	57.6			
5	M								1.4	1.7	0.6	0.2	0.6	1.1		0.1		0.4	0.5	0.6	0.3	7.5				
								F		1.7	2.4	1.0	0.4	0.8	1.6		0.1		0.5	0.5	0.6	0.8	10.5			
								T		3.1	4.1	1.7	0.6	1.4	2.7		0.3		1.0	1.0	1.2	1.0	18.0			
		T	M						3.8	8.7	2.4	1.1	1.7	3.5		0.4		1.3	1.7	1.7	0.8	27.1				
								F		8.5	14.9	5.1	2.6	4.6	8.4		1.0		2.9	3.7	4.2	2.2	58.2			
								T		12.4	23.6	7.5	3.7	6.3	11.9		1.3		4.2	5.4	5.9	3.0	85.2			
				1A	M				0.1	0.4	0.1	0.1	0.1	0.1								1.4				
								F		0.0													0.1			
								T		0.1	0.5	0.1	0.1	0.1	0.1								1.5			
						1B	M		0.2	1.3	0.2	0.1	0.1	0.2				0.1	0.4	0.1		3.1				
								F		0.1	0.0	0.0	0.0	0.1									0.3			
								T		0.2	1.5	0.3	0.2	0.2	0.3				0.1	0.5	0.1	0.2	3.5			
2	M								0.7	2.9	0.8	0.5	0.5	0.5		0.1		0.1	0.3	0.3	0.4	7.1				
								F		0.1	0.6	0.1	0.1	0.1	0.1								1.4			
								T		0.8	3.6	0.9	0.6	0.6	0.6		0.1		0.1	0.3	0.3	0.4	8.4			
		3	M						1.1	4.4	1.7	0.8	1.0	1.2		0.3		1.0	0.7	1.0	0.1	13.3				
								F		0.7	2.6	0.9	0.3	0.5	0.8		0.2		0.3	0.2	0.4	0.7	7.6			
								T		1.7	7.1	2.6	1.1	1.6	2.0		0.5		1.3	0.8	1.4	0.9	20.9			
				4	M				4.8	15.1	6.5	3.6	5.2	5.8		2.7		3.0	2.7	4.5	4.1	58.0				
								F		11.4	22.5	8.8	4.6	6.8	9.9		2.2		3.5	4.2	5.9	4.5	84.2			
								T		16.3	37.5	15.3	8.1	12.0	15.7		4.9		6.5	7.0	10.3	8.6	142.2			
						5	M		3.6	8.9	3.6	1.3	2.7	4.3		1.2		1.6	3.8	5.4	4.2	40.7				
								F		3.5	7.2	3.6	1.0	2.3	3.1		0.7		1.3	1.1	3.3	3.1	30.1			
								T		7.1	16.0	7.2	2.4	5.0	7.4		1.9		3.0	4.9	8.7	7.3	70.8			
T	M								10.4	33.1	13.0	6.3	9.7	12.0		4.4		5.8	8.1	11.4	9.3	123.6				
								F		15.8	33.1	13.4	6.1	9.8	14.0		3.0		5.2	5.5	9.6	8.3	123.6			
								T		26.2	66.2	26.4	12.4	19.5	26.0		7.4		11.0	13.6	21.0	17.6	247.2			







TAB.E2

GROSS MONTHLY PAY (CORRECTED)  
OF FULL-TIME EMPLOYEES:  
MEAN (M) AND COEFFICIENT OF VARIATION  
(CV) ACCORDING TO ACTIVITY, SEX,  
QUALIFICATION AND REGION

ACTIVITY	MACE	Q U A L I F I C A T I O N	S E X	REGION											TOTAL					
				PIEM.	LOMB.	TRENT.	EMILIA	MARCHE	LAZIO	ABRUZ.	CAMP.	PUGLIA	SICIL.	SARD.						
				AOSTA LIGUR.		FRIULI VENETO	ROMAG.	TOSC. UMBRIA		MOLISE		BASI. CALAB.								
FURNITURE, HSEHD. GOODS, HARDWARE	615	1A	M	-	776232#	494719#	-	-	-	-	-	-	-	-	-	-	673635			
			F	-	755457#	494719#	-	-	-	-	-	-	-	-	-	-	-	667710		
		1B	M	-	582915	493344#	-	-	-	-	-	-	-	-	-	-	-	559004		
			F	-	575161	485836#	-	-	-	-	-	-	-	-	-	-	-	553663		
		2	M	431616	463969	367745	381959#	397325	432018	-	-	-	-	266111#	-	-	-	-	423351	
	F		410776	-	-	-	-	-	-	-	-	-	-	-	-	-	-	386233		
	M		421601	457662	365178	363505#	393763	437533	-	-	-	-	266111#	-	-	-	-	419515		
	F		318215	364294	316949	315456	354081	314936	-	-	-	-	-	-	-	-	-	336739		
	T		276744	338419	289887	266778	278811#	241883	-	-	-	371765	294210	356480	-	-	-	284543		
	3	M	303555	358167	311301	296317	340753	303165	240323#	355126	293024	348058	-	-	-	-	-	323828		
F		255057	286235	263802	241630	248380	260568	284544	268289	234401	248321	-	-	-	-	-	262593			
M		219373	256055	225868	209966	212136	241580	-	249781	238372	162648	-	-	-	-	-	203076			
F		242822	275433	251867	233670	238346	253220	254251	263928	235058	180767	188926	-	-	-	-	-	262593		
T		232706	230964	207024	195875	207704	200639	254579#	248344	157203	162742	-	-	-	-	-	-	251952		
TEXTILES, CLOTH- ING, FOOTWR., LEATHERWARE	616	1A	M	644828#	807124#	766248	-	-	-	-	-	-	-	-	-	-	-	187070		
			F	644828#	807124#	766248	-	-	-	-	-	-	-	-	-	-	-	-	187070	
		1B	M	447389#	472570#	512222	-	-	-	-	-	-	-	-	-	-	-	-	187070	
			F	452921#	487667#	508346	-	-	-	-	-	-	-	-	-	-	-	-	-	187070
		2	M	454292	441432	429542	382486#	383569#	-	-	-	-	-	-	-	410321	-	-	-	187070
	F		333177	364813	464322	-	-	-	-	-	-	-	-	-	-	-	-	-	187070	
	M		425018	420930	435441	377556	372571#	306038#	-	254101#	-	-	-	410321	-	-	-	-	187070	
	F		299891	338603	330880	317937	322612	284343	-	-	-	-	-	-	-	-	-	-	187070	
	T		276489	309587	309154	271470	272561	-	-	-	-	-	-	-	-	-	-	-	187070	
	FOOD, DRINK, TOBACCO	617	1A	M	710943#	-	684969#	-	-	-	-	-	-	-	-	-	-	-	666889	
F				775012#	-	684969#	688302#	-	-	-	-	-	-	-	-	-	-	-	661681	
1B			M	468636#	510499	441998#	505852#	-	-	-	-	-	-	-	-	-	-	-	496252	
			F	475821	509808	420163#	505852#	-	-	-	-	-	-	-	-	-	-	-	-	493716
2			M	460892	420590	351929	385881	377508#	-	-	-	-	-	-	-	-	-	-	-	381688
		F	463212#	375955#	-	360383#	-	-	-	-	-	-	-	-	-	-	-	-	376637	
		M	461189	413714	346694	380871	377231	336724#	-	-	-	-	-	-	-	-	-	-	381130	
		F	340256	355621	345367	322060	358559	317765	339573#	326190#	-	-	-	-	-	-	-	-	333475	
		T	331676	304774	289550	275352	264250#	-	-	-	-	-	-	-	-	-	-	-	293179	
TOBACCO PRODUCTS		617.6	1A	M	331676	304774	289550	275352	264250#	-	-	-	-	-	-	-	-	-	-	
	F			338160	341056	337728	316233	350628	316866	333827#	325170#	290007#	-	-	-	-	-	-	281098	
	1B		M	249160	277528	254122	235134	256928	229478	233543	204173	200001	192235	-	-	-	-	-	-	283054
			F	218050	238173	214805	212297	213369	192766	222078#	175765	-	-	-	-	-	-	-	-	194663
	3		M	236023	264221	242993	225337	246859	218368	231034	197065	183080	188957	-	-	-	-	-	-	241080
		F	219914	236275	218493	236553	213912	218420	205484	167035	175179	165033	-	-	-	-	-	-	197987	
		M	189141	204214	179085	193762	168450	169804	219117	148116	-	-	-	-	-	-	-	-	152262	
		F	205828	228126	199937	208260	201046	203424	208682	159767	173325	163557	-	-	-	-	-	-	197265	
		T	272274	285637	264497	261418	259625	238026	228490	192845	203390	186106	-	-	-	-	-	-	242648	
	4	M	216018	238955	195008	201983	190252	188071	219699	155030	145034#	167290	-	-	-	-	-	-	202748	
F		249717	272292	239951	230113	243360	223676	226609	180235	195957	183661	-	-	-	-	-	-	232497		
5		M	-	-	-	-	-	-	-	-	-	-	-	-	-	-	-	-	-	
		F	-	-	-	-	-	-	-	-	-	-	-	-	-	-	-	-	-	
		T	-	-	-	-	-	-	-	-	-	-	-	-	-	-	-	-	-	

TAB.E2

REMUNERATION MENSUELLE BRUTE CORRIGEE  
DES SALAIRES A TEMPS PLEIN:  
MOYENNE (M) ET COEFFICIENT DE  
VARIATION (CV) SELON L ACTIVITE, LE SEXE,  
LA QUALIFICATION ET LA REGION

CV

REGION												SEX E	O U A L I F I C A T I O N	NACE	ACTIVITE
PIEM. ADSTA LIGUR.	LOMB.	TRENT. FRIULI VENETO	EMILIA ROMAG.	MARCHE TOSC. UMBRIA	LAZIO	ABRUZ. MOLISE	CAMP.	PUGLIA BASI. CALAB.	SICIL.	SARD.	TOTAL				
39.1	36.7#	27.8#									39.1	M	1A	615	MEUBLES, ART. MENAGERS
38.9	37.1#	27.8#									38.9	F	1A	615	MEUBLES, ART. MENAGERS
30.6	30.1	29.1#									30.6	M	1B	615	MEUBLES, ART. MENAGERS
30.9	30.7	29.4#									30.9	F	1B	615	MEUBLES, ART. MENAGERS
26.2	22.9	19.9	23.0#	17.4	28.7				36.3#		26.2	M	2		QUINCAILLERIE
22.2	22.5	20.4	22.9#	17.9	29.5				36.3#		22.2	F	2		QUINCAILLERIE
27.8	23.2	21.7	30.0	24.0	32.1				18.0		27.8	M	3		
24.6	21.9	15.6	13.5	27.3#	20.5		9.5	21.8			24.6	F	3		
27.8	23.1	21.0	27.3	25.9	32.5	23.4#	13.9	22.1	21.1		27.8	M	4		
27.3	25.7	27.1	26.8	21.5	26.0	13.5	14.3	25.9	18.7	11.7	27.3	F	4		
22.8	17.9	19.7	16.5	17.2	24.8		14.2	15.9	22.4	10.9	22.8	M	5		
27.1	24.2	26.5	25.8	21.8	25.9	20.5	14.6	24.5	28.9	11.9	27.1	F	5		
25.0	21.5	16.5	20.6	27.0	19.0	40.9#	12.5	16.5	22.5	16.4	25.0	M	1A	616	TEXTILE, HABILLEMENT, CHAUSSURES
16.2	16.4	18.4	17.6	15.9	14.6	15.3					16.2	F	1A	616	TEXTILE, HABILLEMENT, CHAUSSURES
23.4	21.2	18.1	21.7	25.3	19.7	41.6#	13.9	16.3	21.7	14.8	23.4	M	1B	616	TEXTILE, HABILLEMENT, CHAUSSURES
40.6	42.7	34.4	33.7	32.4	43.6	39.9	23.0	58.6#	41.7	30.3	40.6	F	1B	616	TEXTILE, HABILLEMENT, CHAUSSURES
27.8	28.8	25.6	24.0	23.3	34.0	19.2	16.2	26.2#	22.0	13.6	27.8	M	2		
39.3	41.5	34.0	32.5	32.2	43.2	40.3	22.9	57.7	39.8	27.2	39.3	F	2		
26.0#	25.1#	24.6									26.0#	M	3		
30.0#	46.1#	29.2									30.0#	F	3		
28.3#	45.5#	29.3									28.3#	M	4		
27.1	23.4	20.4							14.2		27.1	F	4		
16.4	20.5	22.3									16.4	M	5		
28.7	24.3	21.0	23.0	24.2#	36.4#		43.2#		14.2		28.7	F	5		
24.4	21.7	22.3	34.0	18.0	24.3					14.4	24.4	M	1A	617	PRODUITS ALIM., BOISSONS, TABAC
18.8	16.5	17.4	12.7	8.6							18.8	F	1A	617	PRODUITS ALIM., BOISSONS, TABAC
23.0	20.4	21.5	31.8	18.1	27.3		22.0#		12.7	20.9	23.0	M	2		
24.9	22.6	30.3	21.9	18.5	43.3			13.6	17.1	21.0	24.9	F	2		
17.2	18.4	22.3	20.1	15.1	21.0		12.8	7.3	16.6	9.7	17.2	M	3		
22.0	21.4	26.3	21.9	17.7	39.7	10.0	19.2	12.4	17.3	15.0	22.0	F	3		
28.7	22.1	26.8	28.6	21.4	20.8		15.5		12.6	13.6	28.7	M	4		
18.6	16.1	21.1	18.0	17.1	14.1				10.5	8.3	18.6	F	4		
25.4	20.4	25.9	18.7	20.0	18.7		15.6	10.1	12.0	11.9	25.4	M	5		
41.4	43.2	41.4	37.0	31.5	44.4		28.1	30.0	31.9	26.2	41.4	F	5		
25.6	27.5	28.9	27.2	20.2	25.6		23.4	10.4	21.6	13.2	25.6	M	1A	617.6	PRODUITS DU TABAC
38.0	39.7	40.7	35.5	30.2	41.5	14.9	26.9	26.7	30.6	20.6	38.0	F	1A	617.6	PRODUITS DU TABAC
28.3#		29.4#									28.3#	M	1B	617.6	PRODUITS DU TABAC
35.4#		29.4#	39.8#								35.4#	F	1B	617.6	PRODUITS DU TABAC
34.2#	29.7	31.2#	36.8#								34.2#	M	2		
32.5	29.6	33.3#	36.8#								32.5	F	2		
29.0	20.7	26.3	23.5	25.2#							29.0	M	3		
27.0#	26.1#		28.0#								27.0#	F	3		
28.8	21.8	27.4	24.5	24.9	23.5#						28.8	M	4		
23.9	24.7	30.9	23.1	22.0	34.1	18.8#	36.5#			27.3	23.9	F	4		
18.3	24.8	31.2	18.9	25.1#							18.3	M	5		
22.7	25.7	31.5	23.3	23.5	32.7	21.9#	35.4#	52.7#		26.3	22.7	F	5		
27.0	22.5	29.1	24.8	29.8	26.2	19.4	25.1	24.8	23.3	31.2	27.0	M	1A	617.6	PRODUITS DU TABAC
25.5	18.9	22.1	19.4	20.1	20.6	24.9#	12.9			20.2	25.5	F	1A	617.6	PRODUITS DU TABAC
27.3	22.7	25.6	23.4	29.4	26.2	20.8	24.1	27.7	23.6	34.1	27.3	M	1B	617.6	PRODUITS DU TABAC
25.9	23.2	22.8	22.9	25.2	29.4	25.4	21.0	26.8	29.2	25.6	25.9	F	1B	617.6	PRODUITS DU TABAC
18.0	18.3	18.0	22.7	21.9	17.6	22.1	12.8		10.6		18.0	M	2		
24.4	23.2	23.4	24.8	26.8	29.6	24.7	19.6	27.0	28.0	25.3	24.4	F	2		
42.8	33.6	37.0	35.3	40.5	33.7	28.2	43.1	47.0	26.3	34.3	42.8	M	3		
38.8	26.2	26.3	25.1	25.9	25.2	23.4	17.5	35.0#	20.1	23.3	38.8	F	3		
43.6	33.2	37.8	34.4	40.9	33.9	27.3	39.9	47.5	26.0	33.4	43.6	M	4		
												F	4		
												M	5		
												F	5		
												M	1A	617.6	PRODUITS DU TABAC
												F	1A	617.6	PRODUITS DU TABAC
												M	1B	617.6	PRODUITS DU TABAC
												F	1B	617.6	PRODUITS DU TABAC
												M	2		
												F	2		
												M	3		
												F	3		
												M	4		
												F	4		
												M	5		
												F	5		
												M	T		
												F	T		





TAB.E2

REMUNERATION MENSUELLE BRUTE CORRIGEE  
DES SALARIES A TEMPS PLEIN:  
MOYENNE (M) ET COEFFICIENT DE  
VARIATION (CV) SELON L ACTIVITE, LE SEXE,  
LA QUALIFICATION ET LA REGION

CV

REGION													SEX E	GUALIFICATI O N	NACE	ACTIVITE
PIEM. ADOSTA LIGUR.	LOMB.	TRENT. FRIULI VENETO	EMILIA ROMAG.	MARCHE TOSC. UMBRIA	LAZIO	ABRUZ. MOLISE	CAMP.	PUGLIA BASIL. CALAB.	SICIL.	SARD.	TOTAL					
	30.4#										33.2	M	1A	618	PR. PHARM., MEDICAU X, D ENTRETIEN	
	29.5#										33.7	F				
37.6#	28.2#				17.3						31.8	M	1B			
											37.0#	F				
40.1#	33.3#			26.3#	16.1						32.3	M	2			
22.5	29.5			17.2#	16.0						25.2	F				
18.4#	26.3#										26.0	M				
22.9	29.2	24.6		21.4#	16.3			24.9#			26.2	F				
28.7	23.6	21.7		26.1	23.0	11.1	27.3	28.3	18.7		25.5	M	3			
14.7	20.5	25.1#		13.9	15.7			31.1#			21.4	F				
23.6	22.9	22.5		25.5	21.0	11.1	27.9	32.6	19.1		25.4	M	4			
26.7	21.3	20.6		18.4	17.5	21.8	17.7	29.6#	14.6	18.4	24.5	F				
14.4	21.3	17.3		16.0	12.0	17.1	10.3	21.9	16.4		19.1	M	5			
22.0	22.2	20.9		18.4	16.6	21.5	25.6	26.3	30.6	16.2	18.7	F				
23.0	19.9	16.0		16.8	16.2	18.0	17.2	18.4	22.8	11.3	27.4#	M				
17.5	13.3	14.8		19.0	12.7	8.9		12.3	30.5	11.1	13.1	F				
19.9	16.8	16.4		18.1	15.4	16.8	17.9	17.5	26.0	11.4	21.6	M	T			
48.9	45.2	35.4		35.1	32.6	50.4	32.2	36.3	34.7	38.4	39.3#	F				
23.5	28.4	21.7		24.1	18.7	43.3	13.5	19.1	30.4	14.1	13.9	M				
43.2	40.6	33.1		32.6	29.9	51.0	33.0	35.5	35.9	35.5	36.2	F				
											29.1#	M	1A	618.1	PRODUITS PHARM.	
											29.9#	F				
											23.6#	M	1B			
											24.8#	F				
											25.1	M	2			
											28.0	F				
	18.3#			14.8				30.0#			22.8	M	3			
	16.7			14.7	11.6			33.9#			16.8	F				
18.2	19.6#	19.1	15.9	16.9	19.5	17.7		25.3	13.9		23.1	M	4			
10.2	13.6	14.6	14.9	9.8	16.1			20.6			15.1	F				
13.7	21.9	19.8	16.8	15.9	19.8	25.7		29.9	15.1		22.4	M	5			
15.2	18.0	13.8	14.6	16.0	17.3			21.2	10.2		18.2	F				
9.9	11.8	9.6	16.5	12.6				34.0#	10.1		16.2	M	T			
12.5	14.8	12.6	15.5	15.2	11.9	17.9		25.7	10.2		18.4	F				
45.2	40.0	33.2	32.1	27.2	53.9	32.5		33.4	38.8		37.5	M				
22.3	20.1	14.1	23.7	15.2	47.1#	13.5		28.5	12.7		22.4	F				
33.2	33.7	30.1	30.5	24.8	54.7	33.2		34.7	35.8		34.5	M	1A	619	AUTRES COMMERCE S DE GROS	
35.6#	34.2										38.9	F				
35.6#	34.8										37.1	M	1B			
24.5	26.5				31.5#						27.7	F				
26.5	26.8	18.2	28.5		30.4						20.3	M	2			
23.1	23.4	28.6	26.4	26.8	25.8		37.6#	25.4			27.9	F				
19.7	22.4										25.1	M	3			
23.4	23.4	28.6	26.2	26.3	26.0		40.8#	23.3			23.6	F				
28.0	22.1	25.5	25.0	18.4	26.9		35.1#				25.1	M	4			
19.9	20.8	20.1	13.5		17.5		28.3#				24.2	F				
26.6	22.3	27.3	24.2	20.4	26.1		40.8				22.2	M	5			
28.0	23.5	23.9	26.3	24.6	28.0		25.9	27.9	37.3		24.5	F				
24.7	20.8	18.7	19.2	13.7	21.0		28.3				26.1	M	1A	619.1/2	PAPIER, LIVRES, JOURNEAUX	
29.3	23.7	23.6	26.7	23.0	27.8		26.9	27.8	32.2		22.5	F				
28.1	20.9	20.8	24.6	14.9	22.0		14.8	23.5	27.1		26.2	M	2			
22.4	17.2	11.6	13.4	12.2	14.2		8.1				23.9	F				
27.3	21.0	21.5	24.8	15.7	21.7	22.9	14.6	23.1	27.2	8.5	19.7	M	3			
45.6	42.7	38.3	41.8	35.3	45.5	45.3#	40.0	41.0	43.4	40.1#	24.1	F				
32.3	30.1	23.5	26.8	24.2	33.5		32.1	33.5#	31.8#		45.5	M	4			
45.8	42.9	38.4	42.9	33.8	44.7	45.9#	39.1	40.1	41.0	41.0#	33.0	F				
											45.4	M	5			
											20.0#	F				
											18.0	M				
	25.5#										27.0#	F				
25.3#	13.1										17.9	M				
	21.5										22.0	F				
	17.3#			9.9	18.4						15.3	M				
				12.0							14.3	F				
22.8#	18.9#			12.8	18.9						16.7	M				
	34.7#			14.1	25.0						31.8	F				
29.0#	16.2			14.0							21.6	M				
26.6	33.6			15.5	24.4						29.5	F				





TAB.E2

GROSS MONTHLY PAY (CORRECTED)  
OF FULL-TIME EMPLOYEES:  
MEAN (M) AND COEFFICIENT OF VARIATION  
(CV) ACCORDING TO ACTIVITY, SEX,  
QUALIFICATION AND REGION

ACTIVITY	NACE	Q U A L I F I C A T I O N	S E X	REGION																
				PIEM. AOSTA LIGUR.	LOMB.	TRENT. FRIULI VENETO	EMILIA - ROMAG.	MARCHE TOSC. UMBRIA	LAZIO	ABRUZ. - MOLISE	CAMP.	PUGLIA BASIL. CALAB.	SICIL.	SARD.	TOTAL					
CLOTHING	645	1A	M		753881#											646185#				
			F		715532#												606145#			
		1B	M		525498													466063		
			F															393324#		
		2	M		514115					445633#								456154		
			F	368404#	425556	406824	434193#			436540	294679				297228#			392351		
	FOOTWEAR, LEATHER GOODS	646	1A	M																
				F																
			1B	M															554036#	
				F																
			2	M	456816	430699	447157	496882	421324						426263	394248			537380#	
				F		364791														447086
FURN. FABRICS, HOUSEHOLD TEXTILES		647	1A	M																
				F																
			1B	M																
				F																
			2	M																
				F																
	3	M																		
		F			344065															
	4	M																		
		F	313473		346789															
	HOUSEHOLD FITMENTS, APPLIANCES	648/649	1A	M																
				F																
1B			M																	
			F		681148#														527003#	
2			M		681148#														525660#	
			F		575469#														359242	
3		M		558321#														357546		
		F	387200#	428106	352263	333335#	324171#	419308										363879		
HOUSEHOLD FITMENTS, APPLIANCES		648/649	2	M		428123														
				F	368511#	428108	348897	333472	345730#	412306									377190	
			3	M	316304	341744	302232	287714#	305702	513419										365441
				F		327677	219147	230873												
	4		M	309025	336602	284174	268632#	287644	296575	252698										279724
			F	250826	262209	236124	220514	242928	228794	219727	184934	234313#								287159
	HOUSEHOLD FITMENTS, APPLIANCES	648/649	5	M	206871	238763	221814	203136	225985	205709	184680									
				F	230044	252571	231987	213500	239663	220813	212133	186097	216900#							225693
			T	M	221833	228903	199116	199391	229380	191144	155960	180564	168395							
				F	185652	207455	176910	182027	182396	174398										
			T	M	213084	221540	193629	192583	215703	166660	157040	179727	168422							
				F	256803	287150	245303	239114	254546	231984	208515	189255	203339							
T		M	204486	246280	209807	209442	217664	201619	187439	234930#	1882041									
		F	238230	272365	236358	227811	246048	222721	204084	194492	200513								202237	

TAB.E2

REMUNERATION MENSUELLE BRUTE CORRIGEE  
DES SALAIRES A TEMPS PLEIN:  
MOYENNE (M) ET COEFFICIENT DE  
VARIATION (CV) SELON L'ACTIVITE, LE SEXE,  
LA QUALIFICATION ET LA REGION

CV

REGION													SEXE	QUALIFICATION	NACE	ACTIVITE
PIEM. ADST. LIGUR.	LOMB.	TRENT. FRIULI VENETO	EMILIA ROMAG.	MARCHE TOSC. UMBRIA	LAZIO	ABRUZ. MOLISE	CAMP.	PUGLIA BASI. CALAB.	SICIL.	SARD.	TOTAL					
-	32.2#	-	-	-	-	-	-	-	-	-	38.9#					
-	33.9#	-	-	-	-	-	-	-	-	-	42.0#					
-	18.0	-	-	-	-	-	-	-	-	-	29.7					
-	19.4	-	-	-	29.4#	-	-	-	-	-	30.1					
27.5#	22.7	24.9	29.2#	-	21.5	18.9	-	-	31.1#	-	27.9					
18.8	30.2#	-	-	-	23.3#	-	-	-	15.8	-	27.1					
26.2	24.6	25.5	31.5#	-	29.0	18.8	-	-	30.4	-	28.2					
28.3	22.0	28.6	14.3	30.5#	24.9	-	-	20.5#	18.3	-	26.3					
17.0	18.6	22.8	-	-	19.1	-	-	-	25.4	-	27.4					
25.1	20.8	29.6	13.4	37.0#	23.7	-	-	19.4	21.7	-	27.1					
27.0	21.0	24.0	20.7	19.3	22.7	14.5	20.6	20.2	27.4	20.0	24.3					
16.2	18.9	18.7	19.8	23.7	18.0	10.0	12.4	19.3	20.1	14.3	20.6					
22.8	20.9	21.7	21.0	22.7	21.0	11.1	18.0	19.9	25.9	21.3	23.3					
24.5	19.3	21.6	13.3	17.5	23.4	7.8	29.4#	20.7	19.1	10.1	22.1					
14.9	16.9	13.7	13.2	12.1	23.0	15.2	14.7	17.6	16.0	8.8	19.0					
20.4	18.5	18.2	14.0	14.7	24.1	14.9	21.2	18.9	18.8	9.3	21.2					
34.5	40.7	33.9	42.3	28.7	34.1	27.8	37.0	27.5	35.9	33.5	39.0					
22.5	26.2	19.9	21.8	28.0	24.3	19.4	15.7	21.5	25.1	17.9	26.2					
30.8	36.7	28.2	36.9	29.2	31.0	24.4	28.8	25.8	33.5	30.4	35.1					
-	-	-	-	-	-	-	-	-	-	-	-					
-	-	-	-	-	-	-	-	-	-	-	43.9#					
-	-	-	-	-	-	-	-	-	-	-	46.2#					
19.6	22.6	23.8	19.6	22.4	-	-	-	22.1	35.4	-	24.3					
-	22.3	-	-	-	-	-	-	-	-	-	25.4					
23.2	23.6	23.6	19.6	22.2	-	-	-	22.1	35.4	-	24.9					
-	17.6	30.5#	-	-	-	-	-	-	-	-	28.6					
15.9	14.3	-	-	-	-	-	-	-	-	-	25.4					
15.9	17.4	25.3	-	-	-	-	-	-	-	-	27.6					
29.5	18.1	24.0	-	15.9	12.0	16.2	20.1	22.3	20.5	11.1	23.3					
13.2	17.4	17.8	13.2	14.0	17.9	14.0	26.8	23.0	22.5	14.0	19.8					
18.9	18.0	21.8	14.4	15.3	14.9	15.0	24.3	22.8	21.8	13.5	21.4					
20.7	17.3	20.2	-	-	9.3	-	21.7	13.0	15.9	-	20.0					
12.8	17.9	12.2	-	-	11.9	-	16.0	19.2	13.1	10.9	15.7					
15.8	17.6	15.8	-	-	9.8	-	19.3	17.6	14.2	11.0	17.4					
43.6	42.3	52.6	34.3	38.2#	36.6	29.3#	56.9#	51.0	42.6	-	49.0					
17.5	23.1	28.8	15.0	22.1	18.2	14.1	25.9	23.5	24.6	12.4	25.0					
34.8	37.3	49.5	47.0	35.9	33.0	21.1	49.1	44.6	38.4	28.6	42.2					
-	-	-	-	-	-	-	-	-	-	-	-					
-	-	-	-	-	-	-	-	-	-	-	-					
-	-	-	-	-	-	-	-	-	-	-	-					
-	-	-	-	-	-	-	-	-	-	-	-					
-	-	-	-	-	-	-	-	-	-	-	-					
-	-	-	-	-	-	-	-	-	-	-	20.6					
-	-	21.8	-	-	-	-	-	-	-	-	20.9					
-	-	-	-	-	-	-	-	-	-	-	10.1					
-	-	-	-	-	-	-	-	-	-	-	18.5					
22.5	-	21.2	-	-	-	-	-	-	-	-	24.3					
22.1	-	12.3	11.0	19.5	-	-	-	-	-	-	17.6					
27.4	-	25.9	11.8	11.8	-	-	-	-	-	-	24.2					
27.7	-	18.1	-	12.5	-	-	-	-	-	-	24.7					
-	-	-	-	-	-	-	-	-	-	-	19.1					
27.3	-	18.9	11.3	13.7	-	-	-	-	-	-	23.4					
36.7	-	30.8	25.1	24.1	-	-	-	-	-	-	31.7					
29.3	-	21.0	-	13.4	-	-	-	-	-	-	24.8					
36.0	13.4	31.5	24.2	21.0	-	-	-	-	-	-	31.0					
-	38.8#	-	-	-	-	-	-	-	-	-	47.1#					
-	-	-	-	-	-	-	-	-	-	-	-					
-	38.8#	-	-	-	-	-	-	-	-	-	47.1#					
-	34.1#	-	-	-	-	-	-	-	-	-	41.5					
-	-	-	-	-	-	-	-	-	-	-	-					
25.9#	35.9#	-	-	-	31.6#	-	-	-	-	-	41.5					
-	19.8	22.5	22.5#	31.5#	27.7	-	-	-	-	-	29.1					
-	14.0	-	-	-	-	-	-	-	-	-	24.1					
26.7#	19.1	22.4	20.3	31.4#	27.9	-	-	-	-	-	28.5					
15.7	22.0	24.6	33.1#	20.5	20.5	-	-	-	-	-	26.3					
-	20.3	22.4	14.3	-	-	-	-	-	-	-	20.9					
17.1	21.6	27.3	31.4#	24.0	22.2	11.5	-	-	14.5	-	24.8					
25.2	21.8	17.0	17.1	24.5	18.9	15.9	13.3	29.2#	22.7	15.4	22.8					
16.3	20.8	21.4	15.1	15.4	16.1	10.2	-	7.8	13.2	7.9	18.9					
24.3	22.0	16.5	16.9	23.4	18.8	16.6	-	28.2#	19.4	14.2	22.1					
23.3	23.3	19.1	27.2	33.7	21.8	11.7	-	12.0	19.4	14.5	24.3					
15.6	20.4	11.8	13.1	17.4	18.4	-	-	-	14.1	7.2	18.0					
23.3	23.0	18.5	23.8	32.7	21.5	11.1	12.4	18.8	14.4	13.9	23.1					
36.8	41.0	31.9	34.0	34.2	32.5	23.9	-	29.6	67.6	28.9	39.8					
18.3	28.2	27.7	21.8	29.7	21.9	16.5	-	21.9#	11.1	18.9	26.0					
34.8	38.4	31.9	31.3	34.1	30.8	23.2	-	28.4	57.6	26.5	37.2					









TAB.E3

INDEX OF MEAN GROSS  
MONTHLY PAY (CORRECTED)  
OF FULL-TIME FEMALE  
EMPLOYEES ACCORDING TO  
ACTIVITY,  
QUALIFICATION AND REGION  
(PAY OF FULL-TIME MALES EES.=100)

INDICE DE LA REMUNERATION  
MENSUELLE BRUTE CORRIGEE  
MOYENNE DES SALAIRES  
FEMININS A TEMPS PLEIN  
SELON L ACTIVITE,  
LA QUALIFICATION ET LA REGION  
(REM. DES SAL. MASC. A TEMPS PLEIN=100)

REGION												SEXE	O U A L I F I C A T I O N	MACE	ACTIVITE	
PIEM. AOSTA LIGUR.	LOMB.	TRENT. FRIULI VENETO	EMILIA ROMAG.	MARCHE TOSC. UMBRIA	LAZIO	ABRUZ. MOLISE	CAMP.	PUGLIA BASIL. CALAB.	SICIL.	SARD.	TOTAL					
-	100.0#	-	-	-	100.0#	-	-	-	-	-	100.0	M	1A	611	MAT. PREM. AGR., ANIMAUX, TEXTILES	
-	100.0#	-	100.0#	-	100.0	100.0	-	-	-	-	100.0	F	1B			
100.0#	100.0	-	-	-	100.0	100.0	-	-	-	-	100.0	M	2			
-	-	-	-	-	-	-	-	-	-	-	101.1#	F				
100.0	100.0	100.0	100.0#	100.0	100.0	-	-	-	-	-	100.0	M	3			
-	72.6	-	-	-	98.6	-	-	-	-	-	78.6	F				
100.0	100.0	100.0	100.0	100.0	100.0	-	100.0	100.0	-	-	100.0	M	4			
-	74.4	81.1	81.5	-	101.3#	-	-	-	-	-	83.4	F				
100.0	100.0	100.0	100.0	100.0	100.0	-	100.0	100.0	-	100.0#	100.0	M	5			
-	80.0	84.0	93.9	80.8	68.5	102.6	-	-	-	-	80.3	F				
100.0	100.0	100.0	100.0	100.0	100.0	100.0	100.0	100.0#	-	100.0#	100.0	M	7			
-	68.8	77.9	82.2	74.9#	57.6	96.6	-	-	-	-	74.1	F				
100.0#	100.0	-	-	-	-	-	-	-	-	-	100.0	M	1A	612	COMBUSTIBLES, MINERAIS, PR. CHIMIQUES	
-	-	-	-	-	-	-	-	-	-	-	-	F	1B			
100.0	100.0	-	100.0	100.0#	100.0	100.0	-	-	100.0	-	100.0	M	2			
-	99.5#	-	-	-	-	-	-	-	-	-	103.3#	F				
100.0	100.0	100.0	100.0	100.0	100.0	100.0	100.0	-	-	-	100.0	M	3			
-	84.1#	91.6	-	-	-	-	-	-	-	-	88.6	F				
100.0	100.0	100.0	100.0	100.0	100.0	100.0	100.0	100.0#	100.0	-	100.0	M	4			
-	84.9	93.1	81.2#	-	105.9#	91.9	-	-	-	-	93.6	F				
100.0	100.0	100.0	100.0	100.0	100.0	100.0	100.0	100.0	100.0	100.0#	100.0	M	5			
-	86.7	92.7	81.7	91.0	93.5	83.1	94.8#	-	-	-	92.8	F				
100.0	100.0	100.0	100.0	100.0	100.0	100.0#	100.0	100.0	100.0	-	100.0	M	7			
-	85.2	88.1	76.2	86.6	80.5	-	-	-	-	-	88.8	F				
100.0	100.0	100.0	100.0	100.0	100.0	100.0	100.0	100.0	100.0	100.0#	100.0	M	1A	613	BOIS, MATERIAUX DE CONSTR.	
-	80.5	82.1	78.7	82.5	87.7	81.8	90.8#	104.6#	-	100.7#	85.7	F	1B			
-	100.0#	100.0#	-	-	-	-	-	-	-	-	100.0#	M	2			
-	100.0#	100.0#	-	-	-	-	-	-	-	-	100.0	F				
-	100.0	100.0	100.0#	100.0	100.0#	-	-	-	100.0	-	100.0	M	3			
-	-	-	-	-	-	-	-	-	-	-	81.0#	F				
100.0	100.0	100.0	100.0	100.0	100.0	-	100.0	100.0	100.0#	-	100.0	M	4			
-	81.8#	93.3	99.7	-	-	-	-	-	-	-	89.9	F				
100.0	100.0	100.0	100.0	100.0	100.0	100.0#	100.0#	100.0	100.0	-	100.0	M	5			
-	87.0	89.6	85.8	92.1	89.3	92.7	-	85.1#	96.8	-	89.1	F				
100.0	100.0	100.0	100.0	100.0	100.0	100.0	100.0	100.0	100.0	100.0	100.0	M	7			
-	82.7	81.1	84.3	90.1	86.2	86.2	-	-	-	-	87.8	F				
100.0	100.0	100.0	100.0	100.0	100.0	100.0	100.0	100.0	100.0	100.0	100.0	M	1A	614	MACHINES, VEHICULES	
-	80.1	76.7	83.6	86.2	82.2	83.2	-	76.3	79.3#	87.4	85.7	F	1B			
-	100.0	-	-	-	-	-	-	-	-	-	100.0	M	2			
-	100.0#	-	-	-	100.0	-	-	-	-	-	100.0	F				
-	88.6#	-	-	-	-	-	-	-	-	-	91.0#	F				
100.0	100.0	100.0	100.0	100.0	100.0	-	100.0#	100.0#	-	-	100.0	M	3			
-	83.1#	94.0	-	-	-	-	-	-	-	-	90.8	F				
100.0	100.0	100.0	100.0	100.0	100.0	-	100.0#	100.0	100.0#	-	100.0	M	4			
-	78.5	91.9	87.3#	90.8#	87.6#	81.2#	-	-	-	-	90.6	F				
100.0	100.0	100.0	100.0	100.0	100.0	100.0#	100.0	100.0	100.0	100.0#	100.0	M	5			
-	86.3	86.5	87.6	86.1	89.8	78.2	-	63.9	80.8#	-	86.5	F				
100.0	100.0	100.0	100.0	100.0	100.0	100.0#	100.0	100.0	100.0	100.0	100.0	M	7			
-	86.0	87.4	93.7	98.5	98.5	75.4	-	-	-	-	84.3	F				
100.0	100.0	100.0	100.0	100.0	100.0	100.0	100.0	100.0	100.0	100.0#	100.0	M	1A	614		
-	76.1	76.9	83.4	78.0	83.0	66.2	89.4#	60.2	74.4	72.9#	77.6	F				

TAB.E3

INDEX OF MEAN GROSS MONTHLY PAY (CORRECTED) OF FULL-TIME EMPLOYEES ACCORDING TO ACTIVITY, SEX, QUALIFICATION AND REGION

INDICE DE LA REMUNERATION MENSUELLE BRUTE CORRIGEE MOYENNE DES SALARIES A TEMPS PLEIN SELON L'ACTIVITE, LE SEXE, LA QUALIFICATION ET LA REGION

(PAY OF ALL FULL-TIME EES.=100)

(REM. DE L'ENS. DES SAL. A TEMPS PLEIN=100)

Table with columns: ACTIVITY, NACE, QUALIFICATION, SEX, REGION (PIEM., LOMB., TRENT., EMILIA, MARCHE, ABRUZ., CAMP., PUGLIA, SICIL., SARD., TOTAL), and rows for various categories like FURNITURE, TEXTILES, FOOD, and TOBACCO.

TAB.E3

INDEX OF MEAN GROSS MONTHLY PAY (CORRECTED) OF FULL-TIME FEMALE EMPLOYEES ACCORDING TO ACTIVITY, QUALIFICATION AND REGION (PAY OF FULL-TIME MALES EES.=100)

INDICE DE LA REMUNERATION MENSUELLE BRUTE CORRIGEE MOYENNE DES SALAIRES FEMININS A TEMPS PLEIN SELON L ACTIVITE, LA QUALIFICATION ET LA REGION

(REM. DES SAL. MASC. A TEMPS PLEIN=100)

REGION												SEX	O U A L I F I C A T I O N	NACE	ACTIVITE	
PIEM. AOSTA LIGUR.	LOMB.	TRENT. FRIULI VENETO	EMILIA ROMAG.	MARCHE TOSC. UMBRIA	LAZIO	ABRUZ. MOLISE	CAMP.	PUGLIA BASI. CALAB.	SICIL.	SARD.	TOTAL					
-	100.0#	100.0#	-	-	-	-	-	-	-	-	100.0	M	1A	615	MEUBLES, ART. MENAGERS QUINCAILLERIE	
-	100.0	100.0#	-	-	-	-	-	-	-	-	100.0	F	1B			
100.0	100.0	100.0	100.0#	100.0	100.0	-	-	-	100.0#	-	100.0	M	2			
-	88.5	-	-	-	-	-	-	-	-	-	91.2	F				
100.0	100.0	100.0	100.0	100.0	100.0	-	100.0	100.0	100.0	-	100.0	M	3			
87.0	92.9	91.5	84.6	78.7#	76.8	-	-	-	-	-	84.5	F				
100.0	100.0	100.0	100.0	100.0	100.0	100.0	100.0	100.0	100.0	100.0	100.0	M	4			
86.0	88.5	85.6	86.9	85.4	92.7	-	92.8	101.7	65.5	107.5	87.8	F				
100.0	100.0	100.0	100.0	100.0	100.0	100.0#	100.0	100.0	100.0	100.0	100.0	M	5			
86.0	87.0	87.2	82.0	93.6	83.8	68.7	-	-	-	95.1	88.4	F				
100.0	100.0	100.0	100.0	100.0	100.0	100.0	100.0	100.0#	100.0	100.0	100.0	M	T			
78.6	79.3	81.8	87.2	81.9	79.9	70.7	85.7	85.9#	74.4	90.7	81.6	F				
100.0#	100.0#	100.0	-	-	-	-	-	-	-	-	100.0	M	1A	616	TEXTILE, HABILLEMENT, CHAUSSURES	
-	-	-	-	-	-	-	-	-	-	-	-	F	1B			
100.0#	100.0#	100.0	-	-	-	-	-	-	-	-	100.0	M	2			
73.3	82.6	108.1	-	-	-	-	-	-	100.0	-	83.2	F				
100.0	100.0	100.0	100.0#	100.0#	100.0	-	-	-	-	100.0	100.0	M	3			
92.2	91.4	93.4	85.4	84.5	-	-	-	-	-	74.1	90.3	F				
100.0	100.0	100.0	100.0	100.0	100.0	-	100.0	100.0	100.0	100.0	100.0	M	4			
87.9	90.5	83.6	89.8	92.2	85.5	-	98.2	96.7	92.6	98.1	92.1	F				
100.0	100.0	100.0	100.0	100.0	100.0	-	100.0	-	100.0	100.0	100.0	M	5			
86.1	91.2	85.3	88.6	96.7	101.7	-	-	-	95.3	96.3	93.2	F				
100.0	100.0	100.0	100.0	100.0	100.0	-	100.0	100.0	100.0	100.0	100.0	M	T			
77.8	82.0	74.9	83.3	83.2	83.9	-	101.7	88.3	82.0	95.2	84.0	F				
100.0#	-	100.0#	-	-	-	-	-	-	-	-	100.0	M	1A	617	PRODUITS ALIM., BOISSONS, TABAC	
-	-	-	-	-	-	-	-	-	-	-	-	F	1B			
100.0#	100.0	100.0#	100.0#	-	-	-	-	-	-	-	100.0	M	2			
100.5#	89.4#	-	93.4#	100.0#	-	-	-	-	-	-	98.7	F				
100.0	100.0	100.0	100.0	100.0	100.0	100.0#	100.0#	-	-	100.0	100.0	M	3			
97.5	85.7	83.8	85.5	73.7#	-	-	-	-	-	-	88.6	F				
100.0	100.0	100.0	100.0	100.0	100.0	100.0	100.0	100.0	100.0	100.0	100.0	M	4			
87.5	85.8	84.5	90.3	83.0	84.0	95.1#	86.1	-	-	68.8	86.3	F				
100.0	100.0	100.0	100.0	100.0	100.0	100.0	100.0	100.0	100.0	100.0	100.0	M	5			
86.0	86.4	82.0	81.9	78.7	77.7	106.6	88.7	-	92.3	-	86.7	F				
100.0	100.0	100.0	100.0	100.0	100.0	100.0	100.0	100.0	100.0	100.0	100.0	M	T			
79.3	83.7	73.7	77.3	73.3	79.0	96.2	80.4	71.3#	89.9	83.6	80.1	F				
-	-	-	-	-	-	-	-	-	-	-	-	M	1A	617.6	PRODUITS DU TABAC	
-	-	-	-	-	-	-	-	-	-	-	-	F	1B			
-	-	-	-	-	-	-	-	-	-	-	-	M	2			
-	-	-	-	-	-	-	-	-	-	-	-	F				
-	-	-	-	-	-	-	-	-	-	-	-	M	3			
-	-	-	-	-	-	-	-	-	-	-	-	F				
-	-	-	-	-	-	-	-	-	-	-	-	M	4			
-	-	-	-	-	-	-	-	-	-	-	-	F				
-	-	-	-	-	-	-	-	-	-	-	-	M	5			
-	-	-	-	-	-	-	-	-	-	-	-	F	T			



TAB.E3

INDEX OF MEAN GROSS  
MONTHLY PAY (CORRECTED)  
OF FULL-TIME FEMALE  
EMPLOYEES ACCORDING TO  
ACTIVITY,  
QUALIFICATION AND REGION

(PAY OF FULL-TIME MALES EES.=100)

INDICE DE LA REMUNERATION  
MENSUELLE BRUTE CORRIGEE  
MOYENNE DES SALARIES  
FEMININS A TEMPS PLEIN  
SELON L'ACTIVITE,  
LA QUALIFICATION ET LA REGION

(REM. DES SAL. MASC. A TEMPS PLEIN=100)

REGION											SEX	QUALIFICATION	NACE	ACTIVITE		
PIEM. AOSTA LIGUR.	LOMB.	TRENT. FRIULI VENETO	EMILIA ROMAG.	MARCHE TOSC. UMBRIA	LAZIO	ABRUZ. MOLISE	CAMP.	PUGLIA BASIL. CALAB.	SICIL.	SARD.					TOTAL	
	100.0#										100.0	M	1A	618	PR. PHARM., MEDICAU, D'ENTRETIEN	
					100.0						100.0	F	1B			
100.0#	100.0#										103.4#	M				
100.0	100.0	100.0#		100.0#	100.0						100.0	M	2			
81.1#	88.7#										81.5	F				
100.0	100.0	100.0	100.0	100.0	100.0	100.0	100.0	100.0	100.0	100.0	100.0	M	3			
87.9	93.4	93.4#	105.9	89.4	86.1			71.5#	88.3		87.2	F				
100.0	100.0	100.0	100.0	100.0	100.0	100.0	100.0#	100.0	100.0	100.0	100.0	M	4			
84.9	88.1	86.1	89.1	89.4	87.0	66.5	95.1	73.7	88.3		87.1	F				
100.0	100.0	100.0	100.0	100.0	100.0	100.0	100.0	100.0	100.0	100.0#	100.0	M	5			
101.6	95.9	89.6	104.9	99.1	85.7		87.5	85.9	96.9		96.5	F				
100.0	100.0	100.0	100.0	100.0	100.0	100.0	100.0	100.0	100.0	100.0#	100.0	M	T			
75.8	81.7	81.1	85.2	90.8	74.4	71.9	76.0	77.3	84.7	78.0	82.5	F				
											100.0#	M	1A	618.1	PRODUITS PHARM.	
											100.0#	F	1B			
											100.0	M	2			
											100.0	F				
	100.0#			100.0				100.0#			100.0	M	3			
											83.3	F				
100.0	100.0#	100.0	100.0	100.0	100.0	100.0		100.0	100.0		100.0	M	4			
94.6	77.4	83.4	88.2	88.6	86.6			70.1			84.6	F				
100.0	100.0	100.0	100.0	100.0		100.0		100.0	100.0		100.0	M	5			
102.8	101.0	93.9	102.6	99.2				84.0#	98.0		94.4	F				
100.0	100.0	100.0	100.0	100.0	100.0	100.0		100.0	100.0		100.0	M	T			
99.2	86.5	82.2	86.2	92.8	73.3#	71.8		76.8	85.1		84.7	F				
100.0#	100.0										100.0	M	1A	619	AUTRES COMMERCE DE GROS	
					100.0#						100.0	F	1B			
											85.1	M				
											92.6	F	2			
											100.0	M	3			
											87.4	F				
											100.0	M	4			
											84.9	F				
											100.0	M	5			
											84.3	F				
											100.0	M	T			
											73.9	F				
												M	1A	619.1/2	PAPIER, LIVRES, JOURNEAUX	
												F	1B			
												M	2			
												F				
											100.0#	M	3			
												F				
											100.0#	M	4			
											94.2	F				
											100.0	M	5			
											85.8	F				
											100.0	M	T			
											84.0	F				
94.8#	75.8			100.0	100.0							M				
				88.0								F				



TAB.E3

INDEX OF MEAN GROSS MONTHLY PAY (CORRECTED) OF FULL-TIME FEMALE EMPLOYEES ACCORDING TO ACTIVITY, QUALIFICATION AND REGION

INDICE DE LA REMUNERATION MENSUELLE BRUTE CORRIGEE MOYENNE DES SALAIRES FEMININS A TEMPS PLEIN SELON L'ACTIVITE, LA QUALIFICATION ET LA REGION

(PAY OF FULL-TIME MALES EES.=100)

(REM. DES SAL. MASC. A TEMPS PLEIN=100)

REGION												SEX	QUALIFICATION	NACE	ACTIVITE	
PIEM. AOSTA LIGUR.	LOMB.	TRENT. FRIULI VENETO	EMILIA ROMAG.	MARCHE TOSC. UMBRIA	LAZIO	ABRUZ. MOLISE	CAMP.	PUGLIA BASI. CALAB.	SICIL.	SARD.	TOTAL					
100.0	100.0	100.0	100.0#	100.0#	100.0	-	-	-	-	-	100.0	M	1A	61	COMMERCE DE GROS	
-	81.8#	-	-	-	-	-	-	-	-	-	87.7#	F	-	-		-
100.0	100.0	100.0	100.0	100.0	100.0	100.0	100.0#	100.0#	100.0	-	100.0	M	1B	-		-
103.2#	90.3	68.9#	-	-	-	-	-	-	-	-	91.6	F	-	-		-
100.0	100.0	100.0	100.0	100.0	100.0	100.0	100.0	100.0	100.0	100.0	100.0	M	2	-		-
87.9	91.4	93.5	83.9	81.0#	78.3#	-	-	-	-	-	90.5	F	-	-		-
100.0	100.0	100.0	100.0	100.0	100.0	100.0	100.0	100.0	100.0	100.0	100.0	M	3	-		-
85.0	89.5	89.8	88.7	81.4	89.7	74.6#	96.4	77.8#	73.5#	79.6	88.6	F	-	-		-
100.0	100.0	100.0	100.0	100.0	100.0	100.0	100.0	100.0	100.0	100.0	100.0	M	4	-		-
83.1	87.0	84.5	86.2	85.7	83.6	89.6	83.9	78.1	86.8	86.5	86.8	F	-	-		-
100.0	100.0	100.0	100.0	100.0	100.0	100.0	100.0	100.0	100.0	100.0	100.0	M	5	-	-	
85.1	86.1	86.4	86.9	81.7	78.1	82.6	79.7	93.6	89.7	92.1	86.3	F	-	-	-	
100.0	100.0	100.0	100.0	100.0	100.0	100.0	100.0	100.0	100.0	100.0	100.0	M	T	-	-	
75.8	78.4	78.4	77.0	75.0	75.3	79.3	77.8	79.6	81.6	91.1	79.0	F	-	-	-	
-	100.0#	-	-	-	-	-	-	-	-	-	100.0	M	1A	641/642	PR. ALIMENTAIRES, BOISSONS, TABAC	
-	-	-	-	-	-	-	-	-	-	-	-	F	-	-		-
100.0	100.0	100.0#	-	100.0#	-	-	-	-	-	-	100.0	M	1B	-		-
-	-	-	-	-	-	-	-	-	-	-	56.8#	F	-	-		-
100.0	100.0	100.0	100.0	100.0	100.0	-	-	-	-	-	100.0	M	2	-		-
-	-	70.0	-	-	-	-	-	-	-	-	77.7	F	-	-		-
100.0	100.0	100.0	100.0	100.0	100.0	-	-	-	100.0#	-	100.0	M	3	-		-
91.4	81.2	75.0	82.8#	69.9	87.6#	-	-	-	-	-	78.4	F	-	-		-
100.0	100.0	100.0	100.0	100.0	100.0	100.0	100.0	100.0#	100.0	100.0	100.0	M	4	-		-
89.4	89.3	88.2	86.9	83.7	85.6	-	71.4	-	93.5	86.6	87.5	F	-	-		-
100.0	100.0	100.0	100.0	100.0	100.0	-	100.0#	100.0	100.0	-	100.0	M	5	-	-	
92.2	87.8	90.9	106.1	87.9	90.5	-	79.0#	128.0	101.9	79.7	92.9	F	-	-	-	
100.0	100.0	100.0	100.0	100.0	100.0	100.0	100.0	100.0#	100.0	100.0	100.0	M	T	-	-	
83.3	81.9	82.5	81.3	78.5	86.8	74.7	67.8	91.1	92.6	78.4	83.5	F	-	-	-	
-	-	-	-	-	-	-	-	-	-	-	100.0	M	1A	643	PHARMACIES	
-	-	-	-	-	-	-	-	-	-	-	-	F	-	-		-
-	100.0	-	100.0	100.0	-	-	-	-	-	-	100.0	M	1B	-		-
-	107.7	-	90.2	-	-	-	-	-	-	-	100.8	F	-	-		-
-	100.0	-	100.0	100.0	-	-	-	-	-	-	100.0	M	2	-		-
-	100.8	-	91.2	89.5	93.1	-	-	-	-	-	91.9	F	-	-		-
-	100.0#	-	70.9	100.0	100.0#	-	-	-	-	-	100.0	M	3	-		-
-	88.8#	-	-	99.2	-	-	-	-	-	-	84.8	F	-	-		-
100.0	100.0	100.0	100.0	100.0	-	-	-	-	-	-	100.0	M	4	-		-
67.6	85.3	-	95.1	93.2	78.5	-	-	-	-	-	69.7	F	-	-		-
-	100.0	-	-	-	-	-	-	-	100.0	-	100.0	M	5	-	-	
81.0	105.9	-	-	-	77.7	-	-	-	-	-	83.4	F	-	-	-	
100.0	100.0	100.0	100.0	100.0	100.0	-	-	-	100.0	-	100.0	M	T	-	-	
76.1	101.4	78.3#	100.0	98.7	69.2	-	-	-	-	-	79.5	F	-	-	-	
-	100.0	-	-	-	-	-	-	-	-	-	100.0	M	1A	644	ART. MEDICAUX, PRODUITS D'ENTRETIEN	
-	-	-	-	-	-	-	-	-	-	-	-	F	-	-		-
-	100.0	-	-	-	100.0	-	-	-	-	-	100.0	M	1B	-		-
-	-	-	-	-	-	-	-	-	-	-	80.9	F	-	-		-
-	100.0	-	-	-	100.0	-	-	-	-	-	100.0	M	2	-		-
-	90.5	-	-	-	-	-	-	-	-	-	86.2	F	-	-		-
100.0	100.0	100.0	100.0	100.0	100.0	-	100.0#	100.0	-	-	100.0	M	3	-		-
-	93.3	-	82.2	87.1#	88.7	-	-	-	-	-	86.3	F	-	-		-
100.0	100.0	100.0	100.0	100.0	100.0	-	100.0#	-	-	-	100.0	M	4	-		-
85.0	88.1	82.2	92.5	89.2	89.4	-	-	-	-	-	86.4	F	-	-		-
100.0	100.0	100.0	100.0	100.0	100.0	-	-	-	-	-	100.0	M	5	-	-	
105.3	79.3	88.6	88.8	-	82.6	-	-	-	-	-	82.5	F	-	-	-	
100.0	100.0	100.0	100.0	100.0	100.0	-	100.0#	100.0	100.0	-	100.0	M	T	-	-	
72.7	72.9	71.5	73.7	85.2	86.4	-	83.9#	-	37.6#	-	73.7	F	-	-	-	





TAB.E3

INDEX OF MEAN GROSS  
MONTHLY PAY (CORRECTED)  
OF FULL-TIME FEMALE  
EMPLOYEES ACCORDING TO  
ACTIVITY  
QUALIFICATION AND REGION

INDICE DE LA REMUNERATION  
MENSUELLE BRUTE CORRIGEE  
MOYENNE DES SALAIRES  
FEMININS A TEMPS PLEIN  
SELON L ACTIVITE,  
LA QUALIFICATION ET LA REGION

(PAY OF FULL-TIME MALES EES.=100)

(REM. DES SAL. MASC. A TEMPS PLEIN=100)

REGION												SEXE	QUALIFICATION	NACE	ACTIVITE	
PIEM. AOSTA LIGUR.	LOMB.	TRENT. FRIULI VENETO	EMILIA ROMAG.	MARCHE TOSC. UMBRIA	LAZIO	ABRUZ. MOLISE	CAMP.	PUGLIA BASIL. CALAB.	SICIL.	SARD.	TOTAL					
	100.0#										100.0#	M	1A	645	ARTICLES D HABILLEMENT	
												F	1B			
	100.0										100.0	M	2			
											84.4#	F	3			
100.0#	100.0	100.0	100.0#		100.0	100.0			100.0#		100.0	M	4			
86.8	93.9#				67.3#				130.5		88.4	F	5			
100.0	100.0	100.0	100.0	100.0#	100.0			100.0#	100.0		100.0	M	T			
92.4	97.6	77.0			87.9				86.9		92.1	F	1A	646		CHAUSSURES, MAROQUINERIE
												F	1B			
100.0	100.0	100.0	100.0	100.0	100.0	100.0	100.0	100.0	100.0	100.0	100.0	M	2			
82.3	88.0	88.3	88.8	90.0	87.9	99.3	83.8	95.1	86.1	80.0	87.5	F	3			
100.0	100.0	100.0	100.0	100.0	100.0	100.0	100.0#	100.0	100.0	100.0	100.0	M	4			
90.2	93.7	89.6	91.1	95.6	88.3	87.0	90.0	93.4	90.3	97.5	90.3	F	5			
100.0	100.0	100.0	100.0	100.0	100.0	100.0	100.0	100.0	100.0	100.0	100.0	M	T			
80.3	81.5	81.3	78.7	87.0	84.7	81.8	80.3	87.3	85.7	78.8	81.8	F	1A	647	TISSUS D AMEUBLEMENT	
												F	1B			
											100.0#	M	2			
100.0	100.0	100.0	100.0	100.0				100.0	100.0		100.0	M	3			
	84.7										85.7	F	4			
	100.0	100.0#									100.0	M	5			
0.0	88.6										91.4	F	T			
100.0	100.0	100.0		100.0	100.0	100.0	100.0	100.0	100.0	100.0	100.0	M	1A	648/649		EQUIPEMENT DU FOYER
82.8	92.9	84.6	91.0	92.5	92.8	94.0	105.3	100.5	92.5	103.3	93.1	F	1B			
100.0	100.0	100.0			100.0		100.0	100.0	100.0		100.0	M	2			
103.8	97.6	97.2			96.9		93.4	111.4	103.4	96.1	96.8	F	3			
100.0	100.0	100.0	100.0	100.0#	100.0	100.0#	100.0#	100.0	100.0		100.0	M	4			
68.5	77.9	67.3	50.5	75.6	88.7	90.8	79.4	77.2	79.9	84.2	75.6	F	5			
												M	T			
												F	1A			
												F	1B			
		100.0									100.0	M	2			
											103.4	F	3			
100.0		100.0	100.0	100.0							100.0	M	4			
73.4		77.4		92.3							82.5	F	5			
100.0		100.0		100.0							95.5	M	T			
											84.0	F	1A	648/649	EQUIPEMENT DU FOYER	
	100.0#										100.0#	M	1B			
	100.0#										100.0	M	2			
100.0#	100.0	100.0	100.0#	100.0#	100.0						100.0	M	3			
	100.0										103.7	F	4			
100.0	100.0	100.0	100.0#	100.0	100.0				100.0		100.0	M	5			
	95.9	72.5	80.2								96.2	F	T			
100.0	100.0	100.0	100.0	100.0	100.0	100.0	100.0	100.0#	100.0	100.0	100.0	M	1A			
82.5	91.1	94.0	92.1	93.0	89.9	84.0		78.2	92.2	90.5	91.2	F	1B			
100.0	100.0	100.0	100.0	100.0	100.0	100.0	100.0	100.0	100.0	100.0	100.0	M	2			
83.7	90.6	88.8	91.3	79.5	91.2				99.7	92.6	95.0	F	3			
100.0	100.0	100.0	100.0	100.0	100.0	100.0	100.0	100.0	100.0	100.0	100.0	M	T			
78.6	85.8	85.5	87.6	85.5	86.9	89.9	124.1#	89.5	81.9	91.1	80.1	F				



TAB.E3


INDEX OF MEAN GROSS MONTHLY PAY (CORRECTED) OF FULL-TIME FEMALE EMPLOYEES ACCORDING TO ACTIVITY, QUALIFICATION AND REGION (PAY OF FULL-TIME MALES EES.=100)

INDICE DE LA REMUNERATION MENSUELLE BRUTE CORRIGEE MOYENNE DES SALAIRES FEMININS A TEMPS PLEIN SELON L'ACTIVITE, LA QUALIFICATION ET LA REGION (REM. DES SAL. MASC. A TEMPS PLEIN=100)

REGION												SEX	O U A L I F I C A T I O N	MACE	ACTIVITE
PIEM. AOSTA LIGUR.	LOMB.	TRENT. FRIULI VENETO	EMILIA - ROMAG.	MARCHE TOSC. UMBRIA	LAZIO	ABRUZ. - MOLISE	CAMP.	PUGLIA BASI. CALAB.	SICIL.	SARD.	TOTAL				
-	100.0	-	-	-	-	-	-	-	-	-	100.0	M	1A	653	LIVRES, JOURN., PAPIER, ED. BUREAU
-	100.0	-	-	-	-	-	-	-	-	-	100.0	F	1B		
-	100.0	-	-	-	-	-	-	-	-	-	100.0	M	2		
-	92.8	-	-	-	-	-	-	-	-	-	95.8	F			
100.0	100.0	100.0	100.0	100.0	100.0	-	-	-	-	-	100.0	M	3		
-	94.6	-	-	-	-	-	-	-	-	-	94.6	F			
100.0	100.0	100.0	100.0	100.0	100.0	-	100.0	-	100.0	-	100.0	M	4		
-	89.4	-	-	-	-	-	-	-	-	-	81.4	F			
100.0	100.0	100.0	-	100.0	100.0	-	100.0	-	100.0	-	100.0	M	5		
-	90.9	-	-	-	-	-	-	-	-	-	85.7	F			
100.0	100.0	100.0	100.0	100.0	100.0	-	100.0#	-	100.0	-	100.0	M	T		
-	84.5	-	-	-	-	-	-	-	-	-	77.1	F			
-	100.0	-	-	-	-	-	-	-	-	-	100.0	M	1A	654/655	AUTRES COMMERCES DE DETAIL
-	-	-	-	-	-	-	-	-	-	-	-	F			
100.0	100.0	100.0	-	-	-	-	-	-	-	-	100.0	M	1B		
-	-	-	-	-	-	-	-	-	-	-	95.5#	F			
100.0	100.0	100.0	100.0	100.0	100.0#	-	-	-	100.0	-	100.0	M	2		
-	87.2	-	-	-	-	-	-	-	-	-	85.0	F			
100.0	100.0	100.0	100.0	100.0	100.0	-	100.0#	100.0	100.0	-	100.0	M	3		
-	96.8	-	-	-	-	-	-	-	-	-	90.6	F			
100.0	100.0	100.0	100.0	100.0	100.0	-	100.0	100.0	100.0	100.0	100.0	M	4		
-	84.9	-	-	-	-	-	-	-	-	-	87.8	F			
100.0	100.0	100.0	100.0	100.0	100.0	-	100.0#	100.0	100.0	100.0	100.0	M	5		
-	84.8	-	-	-	-	-	-	-	-	-	87.3	F			
100.0	100.0	100.0	100.0	100.0	100.0	-	100.0	100.0	100.0	100.0	100.0	M	T		
-	82.8	-	-	-	-	-	-	-	-	-	81.1	F			
-	-	-	-	-	-	-	-	-	-	-	100.0	M	1A	656	PRODUITS DIVERS NON ALIMENT.
-	-	-	-	-	-	-	-	-	-	-	-	F			
100.0	100.0	100.0	100.0#	100.0#	100.0	-	-	100.0#	100.0	-	100.0	M	1B		
-	92.3#	-	-	-	-	-	-	-	-	-	87.3#	F			
100.0	100.0	100.0	100.0	100.0	100.0	-	100.0	100.0	100.0	100.0	100.0	M	2		
-	95.8	-	-	-	-	-	-	-	-	-	93.7	F			
100.0	100.0	100.0	100.0	100.0	100.0	-	100.0	100.0	100.0	100.0	100.0	M	3		
-	86.8	-	-	-	-	-	-	-	-	-	90.8	F			
100.0	100.0	100.0	100.0	100.0	100.0	100.0	100.0	100.0	100.0	100.0	100.0	M	4		
-	83.7	-	-	-	-	-	-	-	-	-	87.7	F			
100.0	100.0	100.0	100.0	100.0	100.0	100.0	100.0	100.0	100.0	100.0	100.0	M	5		
-	92.1	-	-	-	-	-	-	-	-	-	86.5	F			
100.0	100.0	100.0	100.0	100.0	100.0	100.0	100.0	100.0	100.0	100.0	100.0	M	T		
-	78.3	-	-	-	-	-	-	-	-	-	78.7	F			
100.0#	100.0	100.0#	100.0#	100.0	100.0#	-	-	-	100.0	-	100.0	M	1A	64/653-656	COMMERCE DE DETAIL
-	77.2#	-	-	-	-	-	-	-	-	-	91.4#	F			
100.0	100.0	100.0	100.0	100.0	100.0	-	100.0#	100.0#	100.0#	-	100.0	M	1B		
-	87.6	-	-	-	-	-	-	-	-	-	87.7	F			
100.0	100.0	100.0	100.0	100.0	100.0	100.0	100.0	100.0	100.0	100.0	100.0	M	2		
-	81.8	-	-	-	-	-	-	-	-	-	90.4	F			
100.0	100.0	100.0	100.0	100.0	100.0	100.0	100.0	100.0	100.0	100.0	100.0	M	3		
-	92.3	-	-	-	-	-	-	-	-	-	93.0	F			
100.0	100.0	100.0	100.0	100.0	100.0	100.0	100.0	100.0	100.0	100.0	100.0	M	4		
-	85.5	-	-	-	-	-	-	-	-	-	91.5	F			
100.0	100.0	100.0	100.0	100.0	100.0	100.0	100.0	100.0	100.0	100.0	100.0	M	5		
-	88.2	-	-	-	-	-	-	-	-	-	92.7	F			
100.0	100.0	100.0	100.0	100.0	100.0	100.0	100.0	100.0	100.0	100.0	100.0	M	T		
-	80.9	-	-	-	-	-	-	-	-	-	85.8	F			



**Banking  
Banques**



**Series**  
**Série A**

TAB.A1

EMPLOYEES ACCORDING TO ACTIVITY, SEX,  
QUALIFICATION AND TYPE OF EMPLOYMENT

(THOUSANDS)			TYPE OF EMPLOYMENT: FULL-TIME							(MILLIERS)
ACTIVITY	NACE	SEX	QUALIFICATION							
			1	2	3	4	5	6	(*)	TOT. ENS.
CREDIT INSTS. WITH STAFF OF CIV. SERV. STATUS		M	-	2.0	4.0	6.6	1.9	1.3	-	15.8
		F	-	0.0	0.4	1.5	0.6	0.1	-	2.7
		T	-	2.0	4.4	8.1	2.4	1.4	-	18.4
CREDIT INSTS. WITH STAFF OF COLL. AGRT. STATUS		M	2.7	32.1	77.7	100.8	15.3	25.7	-	254.2
		F	-	0.3	7.9	24.5	8.0	0.7	-	41.3
		T	2.7	32.4	85.5	125.3	23.3	26.4	-	295.5
CREDIT INSTS. WITH STAFF OF OTHER STATUS		M	0.4	3.7	5.4	14.6	2.0	4.0	-	30.1
		F	-	0.1	0.5	4.2	2.2	0.5	-	7.5
		T	0.5	3.8	5.8	18.8	4.2	4.5	-	37.6
CREDIT INSTITUTIONS	812/813	M	3.1	37.7	87.1	122.0	19.2	31.0	-	300.1
		F	0.1	0.4	8.8	30.2	10.7	1.3	-	51.5
		T	3.2	38.1	95.8	152.2	29.8	32.3	-	351.6

(THOUSANDS)			TYPE OF EMPLOYMENT: PART-TIME							(MILLIERS)
ACTIVITY	NACE	SEX	QUALIFICATION							
			1	2	3	4	5	6	(*)	TOT. ENS.
CREDIT INSTS. WITH STAFF OF CIV. SERV. STATUS		M	-	-	-	-	-	0.1	-	0.1
		F	-	-	-	-	-	0.4	-	0.4
		T	-	-	-	-	-	0.5	-	0.5
CREDIT INSTS. WITH STAFF OF COLL. AGRT. STATUS		M	-	-	0.0	0.1	-	0.2	-	0.3
		F	-	-	-	0.0	-	1.1	-	1.2
		T	-	-	0.1	0.1	-	1.2	-	1.4
CREDIT INSTS. WITH STAFF OF OTHER STATUS		M	-	-	-	-	-	-	-	0.1
		F	-	0.1	-	-	-	-	-	0.2
		T	-	0.2	-	-	-	-	-	0.3
CREDIT INSTITUTIONS	812/813	M	-	0.1	0.0	0.1	-	0.3	-	0.5
		F	-	0.2	-	0.0	-	1.5	-	1.7
		T	-	0.2	0.1	0.1	0.0	1.8	-	2.2

(THOUSANDS)			TYPE OF EMPLOYMENT: ALL TYPES OF EMPLOYMENT							(MILLIERS)
ACTIVITY	NACE	SEX	QUALIFICATION							
			1	2	3	4	5	6	(*)	TOT. ENS.
CREDIT INSTS. WITH STAFF OF CIV. SERV. STATUS		M	-	2.0	4.0	6.6	1.9	1.4	-	15.9
		F	-	0.0	0.4	1.5	0.6	0.5	-	3.0
		T	-	2.0	4.4	8.1	2.4	1.9	-	18.9
CREDIT INSTS. WITH STAFF OF COLL. AGRT. STATUS		M	2.7	32.1	77.7	100.9	15.3	25.9	-	254.5
		F	0.0	0.3	7.9	24.5	8.0	1.7	-	42.4
		T	2.7	32.4	85.6	125.4	23.3	27.6	-	296.8
CREDIT INSTS. WITH STAFF OF OTHER STATUS		M	0.4	3.7	5.4	14.6	2.0	4.0	-	30.2
		F	-	0.3	0.5	4.2	2.2	0.6	-	7.7
		T	0.5	4.0	5.8	18.8	4.2	4.6	-	37.9
CREDIT INSTITUTIONS	812/813	M	3.1	37.8	87.1	122.1	19.2	31.3	-	300.6
		F	0.1	0.6	8.8	30.2	10.7	2.8	-	53.2
		T	3.2	38.3	95.9	152.3	29.9	34.1	-	353.8



TAB.A1

SALARIES SELON L ACTIVITE, LE SEXE, LA  
QUALIFICATION ET LE REGIME DE TRAVAIL

REGIME DE TRAVAIL: TEMPS PLEIN

(%)

(%)

QUALIFICATION								SEX E	NACE	ACTIVITE
1	2	3	4	5	6	(*)	TOT. ENS.			
-	12.6	25.5	41.8	11.9	8.3	-	100.0	M		INST. DE CREDIT
-	1.0	15.9	57.1	20.9	5.1	-	100.0	F		DONT PERSONNEL
-	10.9	24.1	44.0	13.2	7.8	-	100.0	T		ASS. FONCT.
1.0	12.6	30.5	39.7	6.0	10.1	-	100.0	M		INST. DE CREDIT
.	0.7	19.1	59.3	19.3	1.6	-	100.0	F		DONT PERSONNEL
0.8	10.9	28.9	42.4	7.9	8.9	-	100.0	T		BEN. CONV. COLLECT.
1.5	12.1	17.9	48.5	6.7	13.4	-	100.0	M		INST. DE CREDIT
.	1.5	6.2	55.6	29.3	6.7	-	100.0	F		DONT PERSONNEL
1.3	10.0	15.5	49.9	11.2	12.1	-	100.0	T		INST. DE CREDIT
1.0	12.6	29.0	40.7	6.4	10.3	-	100.0	M	812/813	DONT PERSONNEL
0.1	0.8	17.0	58.6	20.9	2.5	-	100.0	F		AUTRES STATUTS
0.8	10.8	27.3	43.3	8.5	9.2	-	100.0	T		INSTITUTIONS DE CREDIT

REGIME DE TRAVAIL: TEMPS PARTIEL

(%)

(%)

QUALIFICATION								SEX E	NACE	ACTIVITE
1	2	3	4	5	6	(*)	TOT. ENS.			
-	-	-	-	-	93.2	-	100.0	M		INST. DE CREDIT
-	-	-	-	-	100.0	-	100.0	F		DONT PERSONNEL
-	-	-	-	-	98.3	-	100.0	T		ASS. FONCT.
.	.	12.5	23.8	.	55.2	-	100.0	M		INST. DE CREDIT
.	.	.	2.9	.	93.5	-	100.0	F		DONT PERSONNEL
.	.	3.6	7.0	.	86.0	-	100.0	T		BEN. CONV. COLLECT.
-	-	-	-	-	-	-	100.0	M		INST. DE CREDIT
-	71.2	-	-	-	-	-	100.0	F		DONT PERSONNEL
-	67.2	-	-	-	-	-	100.0	T		INST. DE CREDIT
.	10.9	8.0	21.9	.	56.9	-	100.0	M	812/813	DONT PERSONNEL
.	9.1	.	2.0	.	87.0	-	100.0	F		AUTRES STATUTS
.	9.5	2.4	6.2	1.0	80.6	-	100.0	T		INSTITUTIONS DE CREDIT

REGIME DE TRAVAIL: ENS. DES REGIMES DE TRAVAIL

(%)

(%)

QUALIFICATION								SEX E	NACE	ACTIVITE
1	2	3	4	5	6	(*)	TOT. ENS.			
-	12.5	25.3	41.5	11.8	8.9	-	100.0	M		INST. DE CREDIT
-	0.9	14.1	50.4	18.4	16.2	-	100.0	F		DONT PERSONNEL
-	10.6	23.5	42.9	12.8	10.1	-	100.0	T		ASS. FONCT.
1.0	12.6	30.5	39.6	6.0	10.2	-	100.0	M		INST. DE CREDIT
0.1	0.7	18.6	57.7	18.8	4.1	-	100.0	F		DONT PERSONNEL
0.9	10.9	28.8	42.2	7.8	9.3	-	100.0	T		BEN. CONV. COLLECT.
1.5	12.2	17.8	48.5	6.7	13.4	-	100.0	M		INST. DE CREDIT
.	3.4	6.1	54.1	28.5	7.3	-	100.0	F		DONT PERSONNEL
1.3	10.4	15.4	49.6	11.1	12.1	-	100.0	T		INST. DE CREDIT
1.0	12.6	29.0	40.6	6.4	10.4	-	100.0	M	812/813	DONT PERSONNEL
0.1	1.1	16.5	56.8	20.2	5.3	-	100.0	F		AUTRES STATUTS
0.8	10.8	27.1	43.1	8.5	9.6	-	100.0	T		INSTITUTIONS DE CREDIT

TAB. A2

EMPLOYEES ACCORDING TO ACTIVITY, SEX,  
SIZE OF ENTERPRISE AND TYPE OF  
EMPLOYMENT

(%) TYPE OF EMPLOYMENT: FULL-TIME

ACTIVITY	NACE	SEX	SIZE OF ENTERPRISE (NUMBER OF EMPLOYEES)										
			10	20	50	100	200	500	1000	2000	>=		
			19	49	99	199	499	999	1999	4999	5000		
CREDIT INSTS. WITH STAFF OF CIV. SERV. STATUS		M	-	-	-	-	-	-	-	-	-	-	100.0
		F	-	-	-	-	-	-	-	-	-	-	100.0
		T	-	-	-	-	-	-	-	-	-	-	100.0
CREDIT INSTS. WITH STAFF OF COLL. AGRT. STATUS		M	4.8	5.7	5.0	5.2	12.5	6.7	6.3	13.6	40.2		
		F	3.4	5.5	6.2	5.8	11.7	7.9	6.3	12.3	40.9		
		T	4.6	5.7	5.2	5.2	12.4	6.9	6.3	13.4	40.3		
CREDIT INSTS. WITH STAFF OF OTHER STATUS		M	4.1	4.4	4.0	8.8	16.1	10.3	-	-	52.3		
		F	3.8	11.2	4.4	8.8	16.7	8.9	-	-	46.2		
		T	4.0	5.8	4.1	8.8	16.2	10.0	-	-	51.1		
CREDIT INSTITUTIONS	812/813	M	4.5	5.3	4.7	5.2	12.2	6.7	5.3	11.5	44.5		
		F	3.3	6.1	5.6	5.9	11.8	7.6	5.0	9.9	44.8		
		T	4.3	5.4	4.8	5.3	12.2	6.9	5.3	11.3	44.6		

(%) TYPE OF EMPLOYMENT: PART-TIME

ACTIVITY	NACE	SEX	SIZE OF ENTERPRISE (NUMBER OF EMPLOYEES)										
			10	20	50	100	200	500	1000	2000	>=		
			19	49	99	199	499	999	1999	4999	5000		
CREDIT INSTS. WITH STAFF OF CIV. SERV. STATUS		M	-	-	-	-	-	-	-	-	-	-	100.0
		F	-	-	-	-	-	-	-	-	-	-	100.0
		T	-	-	-	-	-	-	-	-	-	-	100.0
CREDIT INSTS. WITH STAFF OF COLL. AGRT. STATUS		M	34.2	8.9	3.6	13.2	16.8	-	18.5	37.1	7.1		
		F	27.9	8.9	4.2	6.6	14.1	2.6	16.4	12.4	6.8		
		T	-	-	-	-	-	-	-	-	-	-	
CREDIT INSTS. WITH STAFF OF OTHER STATUS		M	-	-	-	-	-	-	-	-	-	-	71.2
		F	-	-	-	-	-	-	-	-	-	-	72.8
		T	-	-	-	-	-	-	-	-	-	-	39.8
CREDIT INSTITUTIONS	812/813	M	24.9	6.8	3.8	8.0	10.2	-	13.2	22.5	4.3		
		F	19.9	6.3	4.4	4.4	9.3	1.7	10.6	8.2	34.8		
		T	-	-	-	-	-	-	-	-	-	-	35.0

(%) TYPE OF EMPLOYMENT: ALL TYPES OF EMPLOYMENT

ACTIVITY	NACE	SEX	SIZE OF ENTERPRISE (NUMBER OF EMPLOYEES)										
			10	20	50	100	200	500	1000	2000	>=		
			19	49	99	199	499	999	1999	4999	5000		
CREDIT INSTS. WITH STAFF OF CIV. SERV. STATUS		M	-	-	-	-	-	-	-	-	-	-	100.0
		F	-	-	-	-	-	-	-	-	-	-	100.0
		T	-	-	-	-	-	-	-	-	-	-	100.0
CREDIT INSTS. WITH STAFF OF COLL. AGRT. STATUS		M	4.8	5.7	5.0	5.2	12.5	6.7	6.3	13.6	40.1		
		F	4.2	5.6	6.1	5.8	11.8	7.7	6.6	12.1	40.0		
		T	4.7	5.7	5.2	5.3	12.4	6.9	6.3	13.4	40.1		
CREDIT INSTS. WITH STAFF OF OTHER STATUS		M	4.1	4.5	4.0	8.8	16.1	10.3	-	-	52.3		
		F	4.1	10.9	4.6	8.6	16.2	8.6	-	-	46.9		
		T	4.1	5.8	4.2	8.7	16.1	8.9	-	-	51.2		
CREDIT INSTITUTIONS	812/813	M	4.5	5.3	4.7	5.2	12.2	6.7	5.3	11.5	44.5		
		F	4.0	6.1	5.5	5.9	11.8	7.4	5.3	9.7	44.4		
		T	4.4	5.4	4.8	5.3	12.2	6.8	5.3	11.2	44.5		

TAB. A2

SALARIES SELON L ACTIVITE, LE SEXE  
LA TAILLE DE L ENTREPRISE ET LE  
REGIME DE TRAVAIL

REGIME DE TRAVAIL: TEMPS PLEIN

(%)

TAILLE DE L ENTREPRISE (NOMBRE DE SALARIES)								SEX E	NACE	ACTIVITE
10	50	100	200	500	>=	(*)	TOT. ENS.			
-	-	-	-	-	100.0	-	100.0	M	812/813	INST. DE CREDIT DONT PERSONNEL ASS. FONCT. INST. DE CREDIT DONT PERSONNEL BEN. CONV. COLLECT. INST. DE CREDIT DONT PERSONNEL AUTRES STATUTS INSTITUTIONS DE CREDIT
49	99	199	499	999	100.0	-	100.0	F		
-	-	-	-	-	100.0	-	100.0	T		
10.5	5.0	5.2	12.5	6.7	60.0	-	100.0	M		
8.9	6.2	5.8	11.7	7.9	59.5	-	100.0	F		
10.3	5.2	5.2	12.4	6.9	59.9	-	100.0	T		
8.5	4.0	8.8	16.1	10.3	52.3	-	100.0	M		
15.0	4.4	8.8	16.7	8.9	46.2	-	100.0	F		
9.8	4.1	8.8	16.2	10.0	51.1	-	100.0	T		
9.8	4.7	5.2	12.2	6.7	61.3	-	100.0	M		
9.3	5.6	5.9	11.8	7.6	59.7	-	100.0	F		
9.7	4.8	5.3	12.2	6.9	61.1	-	100.0	T		

REGIME DE TRAVAIL: TEMPS PARTIEL

(%)

TAILLE DE L ENTREPRISE (NOMBRE DE SALARIES)								SEX E	NACE	ACTIVITE
10	50	100	200	500	>=	(*)	TOT. ENS.			
-	-	-	-	-	100.0	-	100.0	M	812/813	INST. DE CREDIT DONT PERSONNEL ASS. FONCT. INST. DE CREDIT DONT PERSONNEL BEN. CONV. COLLECT. INST. DE CREDIT DONT PERSONNEL AUTRES STATUTS INSTITUTIONS DE CREDIT
49	99	199	499	999	100.0	-	100.0	F		
-	-	-	-	-	100.0	-	100.0	T		
43.1	3.6	13.2	16.8	-	46.2	-	100.0	M		
36.9	4.2	5.0	13.5	-	33.0	-	100.0	F		
.	.	6.6	14.1	2.6	35.6	-	100.0	T		
.	.	-	-	-	71.2	-	100.0	M		
.	.	-	-	-	72.0	-	100.0	F		
8.2	.	8.0	10.2	-	63.7	-	100.0	M		
31.1	3.8	3.4	8.1	-	51.4	-	100.0	F		
26.2	4.4	4.4	9.3	1.7	54.0	-	100.0	T		

REGIME DE TRAVAIL: ENS. DES REGIMES DE TRAVAIL

(%)

TAILLE DE L ENTREPRISE (NOMBRE DE SALARIES)								SEX E	NACE	ACTIVITE
10	50	100	200	500	>=	(*)	TOT. ENS.			
-	-	-	-	-	100.0	-	100.0	M	812/813	INST. DE CREDIT DONT PERSONNEL ASS. FONCT. INST. DE CREDIT DONT PERSONNEL BEN. CONV. COLLECT. INST. DE CREDIT DONT PERSONNEL AUTRES STATUTS INSTITUTIONS DE CREDIT
49	99	199	499	999	100.0	-	100.0	F		
-	-	-	-	-	100.0	-	100.0	T		
10.5	5.0	5.2	12.5	6.7	60.0	-	100.0	M		
9.9	6.1	5.8	11.8	7.7	58.8	-	100.0	F		
10.4	5.2	5.3	12.4	6.9	59.8	-	100.0	T		
8.5	4.0	8.8	16.1	10.3	52.3	-	100.0	M		
15.0	4.6	8.6	16.2	8.6	46.9	-	100.0	F		
9.9	4.2	8.7	16.1	9.9	51.2	-	100.0	T		
9.8	4.7	5.2	12.2	6.7	61.3	-	100.0	M		
10.0	5.5	5.9	11.8	7.4	59.4	-	100.0	F		
9.8	4.8	5.3	12.2	6.8	61.0	-	100.0	T		

TAB. A3

EMPLOYEES ACCORDING TO ACTIVITY, SEX,  
AGE AND TYPE OF EMPLOYMENT.

(%)

TYPE OF EMPLOYMENT: FULL-TIME

ACTIVITY	MACE	SEX	AGE (COMPLETED YEARS)													
			< 16	16-17	18-20	21-24	25-29	30-34	35-39	40-44	45-49	50-54	55-59	>= 60	TOT. ENS.	
CREDIT INSTS. WITH STAFF OF CIV. SERV. STATUS CREDIT INSTS. WITH STAFF OF COLL. AGRT. STATUS CREDIT INSTS. WITH STAFF OF OTHER STATUS CREDIT INSTITUTIONS	812/813	M	-	-	1.6	8.0	18.6	15.1	15.4	13.1	10.0	10.5	4.5	3.2	100.0	
		F	-	-	3.9	20.0	32.3	15.1	8.7	6.4	5.5	3.8	2.3	1.9	100.0	
		T	-	-	1.9	9.7	20.6	15.1	14.4	12.2	9.4	9.5	4.2	3.0	100.0	
		M	0.0	-	0.8	8.6	21.2	18.1	15.9	11.8	9.7	9.2	3.6	1.0	100.0	
		F	-	-	7.0	20.9	25.0	15.1	10.5	7.1	6.0	7.3	0.8	0.2	100.0	
		T	0.0	-	1.7	10.3	21.8	17.7	15.1	11.1	9.2	9.0	3.2	0.9	100.0	
		M	-	-	3.0	10.9	21.1	20.3	17.5	10.5	7.6	5.6	2.2	1.4	100.0	
		F	-	-	6.0	21.1	27.7	17.3	9.3	5.5	6.4	4.7	-	-	-	100.0
		T	-	-	3.6	12.9	22.4	19.7	15.9	9.5	7.4	5.4	1.8	1.3	100.0	
		M	0.0	-	1.1	8.8	21.1	18.2	16.0	11.7	9.5	8.9	3.5	1.1	100.0	
		F	-	-	6.7	20.9	25.8	15.5	10.2	6.8	6.0	6.7	0.8	0.3	100.0	
		T	0.0	-	1.9	10.6	21.8	17.8	15.2	11.0	9.0	8.6	3.1	1.0	100.0	

(%)

TYPE OF EMPLOYMENT: PART-TIME

ACTIVITY	MACE	SEX	AGE (COMPLETED YEARS)												
			< 16	16-17	18-20	21-24	25-29	30-34	35-39	40-44	45-49	50-54	55-59	>= 60	TOT. ENS.
CREDIT INSTS. WITH STAFF OF CIV. SERV. STATUS CREDIT INSTS. WITH STAFF OF COLL. AGRT. STATUS CREDIT INSTS. WITH STAFF OF OTHER STATUS CREDIT INSTITUTIONS	812/813	M	-	-	-	-	18.6	-	-	-	20.3	16.9	-	-	100.0
		F	-	-	-	-	9.0	10.2	10.2	16.9	19.2	14.1	17.5	100.0	
		T	-	-	-	-	11.4	10.2	11.0	17.8	18.6	12.7	14.4	100.0	
		M	-	-	-	-	-	17.9	-	-	-	13.2	11.2	9.6	100.0
		F	-	-	-	-	4.6	16.9	10.7	19.8	36.4	5.7	2.8	100.0	
		T	-	-	-	-	5.0	17.1	9.9	18.6	31.8	6.8	4.1	100.0	
		M	-	-	-	-	-	-	-	-	-	39.5	-	-	100.0
		F	-	-	-	-	-	-	-	-	-	36.9	-	-	100.0
		T	-	-	-	-	-	-	-	-	-	-	-	-	100.0
		M	-	-	-	-	12.0	11.4	14.7	9.2	13.6	16.3	10.2	7.1	100.0
		F	-	-	-	-	1.8	5.7	14.8	11.5	18.1	33.3	7.8	6.2	100.0
		T	-	-	-	1.6	4.0	6.9	14.8	11.0	17.1	29.6	8.4	6.4	100.0

(%)

TYPE OF EMPLOYMENT: ALL TYPES OF EMPLOYMENT

ACTIVITY	MACE	SEX	AGE (COMPLETED YEARS)													
			< 16	16-17	18-20	21-24	25-29	30-34	35-39	40-44	45-49	50-54	55-59	>= 60	TOT. ENS.	
CREDIT INSTS. WITH STAFF OF CIV. SERV. STATUS CREDIT INSTS. WITH STAFF OF COLL. AGRT. STATUS CREDIT INSTS. WITH STAFF OF OTHER STATUS CREDIT INSTITUTIONS	812/813	M	-	-	1.6	7.9	18.5	15.1	15.4	13.2	10.1	10.5	4.5	3.2	100.0	
		F	-	-	3.4	17.6	28.7	14.4	8.9	6.9	6.9	5.6	3.7	3.7	100.0	
		T	-	-	1.9	9.5	20.1	15.0	14.3	12.1	9.6	9.7	4.4	3.3	100.0	
		M	0.0	-	0.8	8.6	21.2	18.1	15.9	11.8	9.8	9.2	3.6	1.0	100.0	
		F	-	-	6.8	20.3	24.4	14.9	10.7	7.2	6.4	8.1	0.9	0.3	100.0	
		T	0.0	-	1.7	10.3	21.7	17.6	15.1	11.1	9.3	9.1	3.3	0.9	100.0	
		M	-	-	3.0	10.8	21.1	20.3	17.5	10.5	7.6	5.7	2.2	1.4	100.0	
		F	-	-	5.8	20.5	27.0	17.0	9.3	5.9	6.5	5.7	-	-	-	100.0
		T	-	-	3.5	12.8	22.3	19.6	15.8	9.6	7.4	5.7	1.9	1.3	100.0	
		M	0.0	-	1.1	8.8	21.1	18.1	16.0	11.7	9.6	8.9	3.5	1.1	100.0	
		F	-	-	6.5	20.2	25.0	15.1	10.4	7.0	6.4	7.6	1.1	0.5	100.0	
		T	0.0	-	1.9	10.5	21.7	17.7	15.1	11.0	9.1	8.7	3.2	1.0	100.0	

TAB. A3

SALARIES SELON L ACTIVITE, LE SEXE,  
L AGE ET LE REGIME DE TRAVAIL.  
REGIME DE TRAVAIL: TEMPS PLEIN

(%)

AGE (ANNEES REVOLUES)							SEX E	NACE	ACTIVITE
< 21	21 29	30 44	45 54	>= 55	(*)	TOT. ENS.			
1.6	26.6	43.6	20.5	7.7	-	100.0	M	812/813	INST. DE CREDIT DONT PERSONNEL ASS. FONCT. INST. DE CREDIT DONT PERSONNEL BEN. CONV. COLLECT. INST. DE CREDIT DONT PERSONNEL AUTRES STATUTS INSTITUTIONS DE CREDIT
3.9	52.3	30.3	9.3	4.2	-	100.0	F		
1.9	30.3	41.7	18.9	7.2	-	100.0	T		
0.8	29.8	45.7	19.0	4.6	-	100.0	M		
7.1	45.9	32.7	13.3	1.0	-	100.0	F		
1.7	32.1	43.9	18.2	4.1	-	100.0	T		
3.0	31.9	48.3	13.2	3.6	-	100.0	M		
6.8	48.8	32.1	11.1	1.1	-	100.0	F		
3.7	35.3	45.0	12.8	3.1	-	100.0	T		
1.1	29.9	45.9	18.5	4.7	-	100.0	M		
6.9	46.7	32.5	12.8	1.2	-	100.0	F		
1.9	32.3	43.8	17.6	4.2	-	100.0	T		

## REGIME DE TRAVAIL: TEMPS PARTIEL

(%)

AGE (ANNEES REVOLUES)							SEX E	NACE	ACTIVITE
< 21	21 29	30 44	45 54	>= 55	(*)	TOT. ENS.			
-	-	42.4	37.3	-	-	100.0	M	812/813	INST. DE CREDIT DONT PERSONNEL ASS. FONCT. INST. DE CREDIT DONT PERSONNEL BEN. CONV. COLLECT. INST. DE CREDIT DONT PERSONNEL AUTRES STATUTS INSTITUTIONS DE CREDIT
-	-	29.4	36.2	31.6	-	100.0	F		
-	-	32.6	36.4	27.1	-	100.0	T		
-	19.4	31.4	26.7	20.8	-	100.0	M		
-	3.1	32.2	56.2	8.5	-	100.0	F		
-	6.3	32.0	50.4	10.9	-	100.0	T		
-	-	-	-	-	-	100.0	M		
-	-	35.3	49.8	-	-	100.0	F		
-	-	36.2	45.3	-	-	100.0	T		
-	16.4	35.3	29.9	17.4	-	100.0	M		
-	2.6	32.0	51.4	14.0	-	100.0	F		
-	5.6	32.7	46.8	14.7	-	100.0	T		

## REGIME DE TRAVAIL: ENS. DES REGIMES DE TRAVAIL

(%)

AGE (ANNEES REVOLUES)							SEX E	NACE	ACTIVITE
< 21	21 29	30 44	45 54	>= 55	(*)	TOT. ENS.			
1.6	26.4	43.6	20.6	7.7	-	100.0	M	812/813	INST. DE CREDIT DONT PERSONNEL ASS. FONCT. INST. DE CREDIT DONT PERSONNEL BEN. CONV. COLLECT. INST. DE CREDIT DONT PERSONNEL AUTRES STATUTS INSTITUTIONS DE CREDIT
3.4	46.5	30.2	12.5	7.4	-	100.0	F		
1.9	29.7	41.5	19.3	7.7	-	100.0	T		
0.8	29.8	45.7	19.0	4.6	-	100.0	M		
6.9	44.7	32.7	14.5	1.2	-	100.0	F		
1.7	32.0	43.9	18.3	4.1	-	100.0	T		
3.0	31.9	48.2	13.3	3.6	-	100.0	M		
6.6	47.5	32.2	12.1	1.5	-	100.0	F		
3.7	35.1	45.0	13.0	3.2	-	100.0	T		
1.1	29.9	45.9	18.5	4.7	-	100.0	M		
6.6	45.2	32.5	14.0	1.6	-	100.0	F		
1.9	32.2	43.8	17.8	4.2	-	100.0	T		

**TAB. A4**

**EMPLOYEES ACCORDING TO ACTIVITY, SEX,  
LENGTH OF SERVICE IN ENTERPRISE AND  
TYPE OF EMPLOYMENT**

(%)

ACTIVITY	NACE	SEX	TYPE OF EMPLOYMENT		REGIME DE TRAVAIL					TYPE OF EMPLOYMENT		
			FULL-TIME		TEMPS PLEIN					PART-TIME		
			LENGTH OF SERVICE IN ENTERPRISE (COMPLETED YEARS)									
< 2	2-4	5-8	10-19	>= 20	(*)	TOT. ENS.	< 2	2-4	5-8			
CREDIT INSTS. WITH STAFF OF CIV. SERV. STATUS		M	17.0	17.4	9.1	35.0	21.5	-	100.0	-	-	27.1
		F	32.3	27.1	10.8	19.7	10.2	-	100.0	8.5	9.6	15.3
		T	19.2	18.8	9.3	32.8	19.9	-	100.0	8.9	11.0	18.2
CREDIT INSTS. WITH STAFF OF COLL. AGRT. STATUS		M	17.4	17.1	14.8	32.4	18.2	-	100.0	16.6	-	14.5
		F	27.2	21.0	16.0	23.9	11.8	-	100.0	21.3	14.8	26.7
		T	18.8	17.7	15.0	31.2	17.3	-	100.0	20.3	13.9	24.3
CREDIT INSTS. WITH STAFF OF OTHER STATUS		M	19.2	19.2	19.4	31.6	10.7	-	100.0	-	-	-
		F	23.9	22.3	23.8	21.6	8.4	-	100.0	-	-	51.8
		T	20.2	19.8	20.2	29.6	10.2	-	100.0	-	-	43.8
CREDIT INSTITUTIONS	812/813	M	17.6	17.3	15.0	32.4	17.6	-	100.0	14.2	11.4	18.2
		F	27.0	21.5	16.9	23.4	11.2	-	100.0	18.3	12.9	27.4
		T	18.9	18.0	15.3	31.1	16.7	-	100.0	17.4	12.6	25.4

**TAB. A5**

**EMPLOYEES ACCORDING TO ACTIVITY, SEX,  
SYSTEM OF PAYMENT AND TYPE OF EMPLOYMENT**

(%)

ACTIVITY	NACE	SEX	TYPE OF EMPLOYMENT		REGIME DE TRAVAIL					TYPE OF EMPLOYMENT			
			FULL-TIME		TEMPS PLEIN					PART-TIME			
			SYSTEM OF PAYMENT										
PAID ON COMM.	REM. A LA COM.	NOT PAID ON COMM.	NON REM A LA COM.	NON REM A LA COM.	(*)	TOT. ENS.	PAID ON COMM.	REM. A LA COM.	NOT PAID ON COMM.	NON REM A LA COM.			
CREDIT INSTS. WITH STAFF OF CIV. SERV. STATUS		M	-	-	100.0	-	-	100.0	-	-	100.0		
		F	-	-	100.0	-	-	100.0	-	-	100.0		
		T	-	-	100.0	-	-	100.0	-	-	100.0		
CREDIT INSTS. WITH STAFF OF COLL. AGRT. STATUS		M	0.2	-	99.8	-	-	100.0	-	-	99.2		
		F	0.2	-	99.8	-	-	100.0	-	-	100.0		
		T	0.2	-	99.8	-	-	100.0	-	-	99.7		
CREDIT INSTS. WITH STAFF OF OTHER STATUS		M	1.0	-	99.0	-	-	100.0	-	-	100.0		
		F	-	-	100.0	-	-	100.0	-	-	93.1		
		T	0.8	-	99.2	-	-	100.0	-	-	94.8		
CREDIT INSTITUTIONS	812/813	M	0.2	-	99.8	-	-	100.0	-	-	98.9		
		F	0.2	-	99.8	-	-	100.0	-	-	99.2		
		T	0.2	-	99.8	-	-	100.0	-	-	99.1		

TAB. A4

SALARIES SELON L ACTIVITE, LE SEXE,  
L ANCIENNETE DANS L ENTREPRISE ET  
LE REGIME DE TRAVAIL

(%)

REGIME DE TRAVAIL		ALLTYPES		ENS. DES REGIMES							SEX E	MACE	ACTIVITE
TEMPS PARTIEL		OF EMPLOYMENT		DE TRAVAIL									
ANCIENNETE DANS L ENTREPRISE (ANNEES REVOLUES)													
10	>=	(*)	TOT.	<	2	5	10	>=	(*)	TOT.			
-	20		ENS.	2	-	-	-	20		ENS.			
39.0	.	-	100.0	16.9	17.4	9.2	35.1	21.4	-	100.0	M	812/813	INST. DE CREDIT DONT PERSONNEL ASS. FONCT. INST. DE CREDIT DONT PERSONNEL BEN. CONV. COLLECT. INST. DE CREDIT DONT PERSONNEL AUTRES STATUTS INSTITUTIONS DE CREDIT
58.3	7.3	-	100.0	29.5	25.0	11.3	24.3	9.9	-	100.0	F		
54.2	7.6	-	100.0	18.9	18.6	9.5	33.3	19.5	-	100.0	T		
45.4	13.3	-	100.0	17.4	17.1	14.9	32.4	18.2	-	100.0	M		
23.4	13.9	-	100.0	27.0	20.8	16.3	23.9	11.9	-	100.0	F		
27.7	13.8	-	100.0	18.8	17.6	15.1	31.2	17.3	-	100.0	T		
.	.	-	100.0	19.2	19.2	19.4	31.6	10.7	-	100.0	M		
.	.	-	100.0	23.8	21.9	24.6	21.6	8.2	-	100.0	F		
24.7	.	-	100.0	20.1	19.7	20.4	29.5	10.2	-	100.0	T		
42.2	13.9	-	100.0	17.6	17.3	15.0	32.4	17.6	-	100.0	M		
30.5	10.9	-	100.0	26.7	21.2	17.2	23.6	11.2	-	100.0	F		
33.0	11.5	-	100.0	18.9	17.9	15.4	31.1	16.7	-	100.0	T		

TAB. A5

EMPLOYES SELON L ACTIVITE, LE SEXE,  
LE SYSTEME DE REMUNERATION ET LE  
REGIME DE TRAVAIL

(%)

REGIME DE TRAVAIL		ALLTYPES		ENS. DES REGIMES							SEX E	MACE	ACTIVITE
TEMPS PARTIEL		OF EMPLOYMENT		DE TRAVAIL									
SYSTEME DE REMUNERATION													
(*)	TOT.	PAID	REM.	NOT	NON	(*)	TOT.						
	ENS.	ON	A LA	PAID	ON		ENS.						
		COMM.	COM.	COMM.	COM.								
-	100.0	-	-	-	100.0	-	100.0	M	812/813	INST. DE CREDIT DONT PERSONNEL ASS. FONCT. INST. DE CREDIT DONT PERSONNEL BEN. CONV. COLLECT. INST. DE CREDIT DONT PERSONNEL AUTRES STATUTS INSTITUTIONS DE CREDIT			
-	100.0	-	-	-	100.0	-	100.0	F					
-	100.0	-	-	-	100.0	-	100.0	T					
-	100.0	0.2	-	-	99.8	-	100.0	M					
-	100.0	0.2	-	-	99.8	-	100.0	F					
-	100.0	0.2	-	-	99.8	-	100.0	T					
-	100.0	0.8	-	-	99.1	-	100.0	M					
-	100.0	-	-	-	99.8	-	100.0	F					
-	100.0	0.8	-	-	99.2	-	100.0	T					
-	100.0	0.2	-	-	99.8	-	100.0	M					
-	100.0	0.2	-	-	99.8	-	100.0	F					
-	100.0	0.2	-	-	99.8	-	100.0	T					

TAB.A6

AGE : MEAN (M) AND COEFFICIENT OF VARIATION (CV) ACCORDING TO ACTIVITY, SEX, QUALIFICATION AND TYPE OF EMPLOYMENT

M TYPE OF EMPLOYMENT: FULL-TIME

ACTIVITY	NACE	SEX	QUALIFICATION						TOG. ENS.	
			1	2	3	4	5	6		(*)
CREDIT INSTS. WITH STAFF OF CIV. SERV. STATUS CREDIT INSTS. WITH STAFF OF COLL. AGRT. STATUS CREDIT INSTS. WITH STAFF OF OTHER STATUS CREDIT INSTITUTIONS	812/813	M	-	45.8	36.4	32.0	36.0	37.8	-	35.8
		F	-	50.0	35.5	28.7	24.7	40.4	-	29.7
		T	-	45.9	36.4	31.4	33.4	38.1	-	34.9
		M	47.1	44.1	37.9	28.5	34.2	34.5	-	34.5
		F	-	45.7	39.4	27.9	24.2	34.8	-	29.6
		T	47.1	44.1	38.0	28.4	30.8	34.5	-	33.8
		M	47.4	41.7	36.4	28.7	33.9	31.5	-	32.7
		F	-	44.0	41.8	28.4	26.8	26.5#	-	29.0
		T	46.5	41.8	36.9	28.7	30.2	30.9	-	31.9
		M	47.1	43.9	37.7	28.7	34.4	34.3	-	34.4
		F	40.9	45.5	39.3	28.0	24.8	32.2	-	29.5
		T	47.0	43.9	37.9	28.6	30.9	34.2	-	33.7

M TYPE OF EMPLOYMENT: PART-TIME

ACTIVITY	NACE	SEX	QUALIFICATION						TOG. ENS.	
			1	2	3	4	5	6		(*)
CREDIT INSTS. WITH STAFF OF CIV. SERV. STATUS CREDIT INSTS. WITH STAFF OF COLL. AGRT. STATUS CREDIT INSTS. WITH STAFF OF OTHER STATUS CREDIT INSTITUTIONS	812/813	M	-	-	-	-	-	41.9	-	41.3
		F	-	-	-	-	-	46.5	-	46.5
		T	-	-	-	-	-	45.4	-	45.2
		M	-	-	42.7#	33.2#	-	42.9	-	40.5
		F	-	-	-	32.3#	-	44.9	-	44.3
		T	-	-	41.9#	32.9#	-	44.7	-	43.5
		M	-	-	-	-	-	-	-	38.9#
		F	-	48.1	-	-	-	-	-	45.6
		T	-	47.8	-	-	-	-	-	44.0
		M	-	45.0	41.8#	32.5#	-	42.5	-	40.5
		F	-	48.1	-	32.3#	-	45.1	-	44.9
		T	-	47.3	41.3#	32.5	30.4#	44.7	-	44.0

M TYPE OF EMPLOYMENT: ALL TYPES OF EMPLOYMENT

ACTIVITY	NACE	SEX	QUALIFICATION						TOG. ENS.	
			1	2	3	4	5	6		(*)
CREDIT INSTS. WITH STAFF OF CIV. SERV. STATUS CREDIT INSTS. WITH STAFF OF COLL. AGRT. STATUS CREDIT INSTS. WITH STAFF OF OTHER STATUS CREDIT INSTITUTIONS	812/813	M	-	45.8	36.4	32.0	36.0	38.2	-	35.9
		F	-	50.0	35.5	28.7	24.7	44.8	-	31.7
		T	-	45.9	36.3	31.4	33.4	39.9	-	35.2
		M	47.1	44.1	37.9	28.5	34.2	34.6	-	34.5
		F	47.6	45.8	39.4	27.9	24.2	41.1	-	30.0
		T	47.1	44.1	38.0	28.4	30.8	35.0	-	33.8
		M	47.4	41.7	36.4	28.7	33.9	31.5	-	32.7
		F	-	46.3	41.8	28.4	26.8	27.9#	-	29.4
		T	46.5	42.0	36.9	28.7	30.2	31.1	-	32.0
		M	47.1	43.9	37.7	28.7	34.4	34.3	-	34.4
		F	41.3	46.2	39.3	28.0	24.8	39.1	-	30.0
		T	47.0	44.0	37.9	28.6	30.9	34.7	-	33.7



TAB.A6

AGE : MOYENNE (M) ET COEFFICIENT  
DE VARIATION (CV) SELON L'ACTIVITE,  
LE SEXE, LA QUALIFICATION ET  
LE REGIME DE TRAVAIL

REGIME DE TRAVAIL: TEMPS PLEIN

CV

QUALIFICATION								TOG. ENS.	SEX E	NACE	ACTIVITE
1	2	3	4	5	6	(*)					
-	17.7	23.9	32.4	30.3	32.8	-	30.4	M	812/813	INST. DE CREDIT DONT PERSONNEL ASS. FONCT. INST. DE CREDIT DONT PERSONNEL BEN. CONV. COLLECT. INST. DE CREDIT DONT PERSONNEL AUTRES STATUTS INSTITUTIONS DE CREDIT	
-	17.6	28.7	32.1	23.4	29.7	-	33.8	F			
-	17.7	24.4	32.7	33.1	32.5	-	31.4	T			
17.7	15.8	21.6	26.8	31.2	31.1	-	29.0	M			
-	14.2	21.1	30.7	27.9	35.6	-	33.1	F			
17.7	15.8	21.6	27.6	34.5	31.2	-	29.9	T			
19.4	17.8	21.1	25.8	29.3	37.4	-	29.6	M			
-	17.1	20.2	28.8	32.3	43.9#	-	32.7	F			
19.9	17.8	21.4	26.5	32.9	38.4	-	30.5	T			
18.0	16.2	21.8	27.2	30.9	32.2	-	29.2	M			
15.0	15.6	21.6	30.5	29.1	40.3	-	33.1	F			
18.1	16.2	21.8	27.9	34.3	32.5	-	30.1	T			

REGIME DE TRAVAIL: TEMPS PARTIEL

CV

QUALIFICATION								TOG. ENS.	SEX E	NACE	ACTIVITE
1	2	3	4	5	6	(*)					
-	-	-	-	-	23.5	-	24.3	M	812/813	INST. DE CREDIT DONT PERSONNEL ASS. FONCT. INST. DE CREDIT DONT PERSONNEL BEN. CONV. COLLECT. INST. DE CREDIT DONT PERSONNEL AUTRES STATUTS INSTITUTIONS DE CREDIT	
-	-	-	-	-	22.1	-	22.1	F			
-	-	-	-	-	22.9	-	23.2	T			
-	-	34.3#	37.7#	-	27.1	-	31.2	M			
-	-	-	33.4#	-	16.2	-	18.1	F			
-	-	31.4#	36.4#	-	17.9	-	21.2	T			
-	-	-	-	-	-	-	27.2#	M			
-	14.3	-	-	-	-	-	17.3	F			
-	14.4	-	-	-	-	-	20.7	T			
-	16.0	35.5#	34.0#	-	25.8	-	28.1	M			
-	13.9	-	33.4#	-	18.2	-	19.1	F			
-	14.7	32.2#	33.9	33.3#	19.5	-	21.6	T			

REGIME DE TRAVAIL: ENS. DES REGIMES DE TRAVAIL

CV

QUALIFICATION								TOG. ENS.	SEX E	NACE	ACTIVITE
1	2	3	4	5	6	(*)					
-	17.7	23.9	32.4	30.3	32.1	-	30.4	M	812/813	INST. DE CREDIT DONT PERSONNEL ASS. FONCT. INST. DE CREDIT DONT PERSONNEL BEN. CONV. COLLECT. INST. DE CREDIT DONT PERSONNEL AUTRES STATUTS INSTITUTIONS DE CREDIT	
-	17.6	28.7	32.1	23.4	24.9	-	36.0	F			
-	17.7	24.4	32.7	33.1	30.9	-	31.5	T			
17.7	15.8	21.7	26.8	31.2	31.1	-	29.0	M			
11.8	14.0	21.1	30.7	27.9	26.1	-	33.5	F			
17.7	15.8	21.6	27.6	34.5	31.1	-	29.9	T			
19.4	17.8	21.1	25.8	29.3	37.4	-	29.6	M			
-	16.1	20.2	28.8	32.3	42.7#	-	33.3	F			
19.9	17.9	21.4	26.5	32.9	38.2	-	30.6	T			
18.0	16.2	21.8	27.2	30.9	32.2	-	29.2	M			
15.3	15.3	21.6	30.5	29.1	31.9	-	33.7	F			
18.0	16.2	21.8	27.9	34.3	32.4	-	30.2	T			

TAB.A7

LENGTH OF SERVICE IN ENTERPRISE :  
MEAN (M) AND COEFFICIENT OF VARIATION  
(CV) ACCORDING TO ACTIVITY, SEX,  
QUALIFICATION AND TYPE OF EMPLOYMENT

M TYPE OF EMPLOYMENT: FULL-TIME

ACTIVITY	NACE	SEX	QUALIFICATION							TOG. ENS.
			1	2	3	4	5	6	(*)	
CREDIT INSTS. WITH STAFF OF CIV. SERV. STATUS CREDIT INSTS. WITH STAFF OF COLL. AGRT. STATUS CREDIT INSTS. WITH STAFF OF OTHER STATUS CREDIT INSTITUTIONS	812/813	M	-	22.9	14.0	9.1	10.7	8.0	-	12.2
		F	-	29.5#	13.1	6.6	2.4#	9.2#	-	7.1
		T	-	23.0	13.9	8.6	8.8	8.1	-	11.4
		M	16.1	19.8	15.1	5.8	9.8	7.2	-	10.9
		F	-	20.0	18.4	6.6	3.4	7.5#	-	8.3
		T	16.1	19.8	15.4	6.0	7.6	7.2	-	10.5
		M	18.4#	17.4	13.7	6.0	8.1	4.7#	-	8.9
		F	-	22.1#	19.3#	7.6	5.0#	-	-	7.4
		T	17.7#	17.6	14.1	6.4	6.5	4.3#	-	8.6
		M	16.4	19.7	14.9	6.0	9.7	6.8	-	10.8
		F	-	21.2	18.2	6.7	3.7	5.4#	-	8.1
		T	16.4	19.7	15.2	6.2	7.5	6.8	-	10.4

M TYPE OF EMPLOYMENT: PART-TIME

ACTIVITY	NACE	SEX	QUALIFICATION							TOG. ENS.
			1	2	3	4	5	6	(*)	
CREDIT INSTS. WITH STAFF OF CIV. SERV. STATUS CREDIT INSTS. WITH STAFF OF COLL. AGRT. STATUS CREDIT INSTS. WITH STAFF OF OTHER STATUS CREDIT INSTITUTIONS	812/813	M	-	-	-	-	-	10.2#	-	10.5#
		F	-	-	-	-	-	11.9	-	11.9
		T	-	-	-	-	-	11.5	-	11.5
		M	-	-	-	-	-	-	-	10.9#
		F	-	-	-	-	-	10.4#	-	10.2#
		T	-	-	-	-	-	10.5#	-	10.4
		M	-	-	-	-	-	-	-	-
		F	-	7.5#	-	-	-	-	-	6.8#
		T	-	9.3#	-	-	-	-	-	8.1#
		M	-	-	-	-	-	10.8#	-	11.0#
		F	-	7.7#	-	-	-	10.5	-	10.1
		T	-	10.1#	-	-	-	10.6	-	10.3

M TYPE OF EMPLOYMENT: ALL TYPES OF EMPLOYMENT

ACTIVITY	NACE	SEX	QUALIFICATION							TOG. ENS.
			1	2	3	4	5	6	(*)	
CREDIT INSTS. WITH STAFF OF CIV. SERV. STATUS CREDIT INSTS. WITH STAFF OF COLL. AGRT. STATUS CREDIT INSTS. WITH STAFF OF OTHER STATUS CREDIT INSTITUTIONS	812/813	M	-	22.9	14.0	9.1	10.7	8.2	-	12.2
		F	-	29.5#	13.1	6.6	2.4#	11.1	-	7.7
		T	-	23.0	13.9	8.6	8.8	8.9	-	11.4
		M	16.1	19.8	15.1	5.8	9.8	7.2	-	10.9
		F	-	19.7	18.4	6.6	3.4	9.3	-	8.4
		T	16.1	19.8	15.4	6.0	7.6	7.3	-	10.5
		M	18.4#	17.4	13.7	6.0	8.1	4.7#	-	8.9
		F	-	13.9#	19.3#	7.6	5.0#	-	-	7.4
		T	17.7#	17.2	14.1	6.4	6.5	4.3#	-	8.6
		M	16.4	19.7	14.9	6.0	9.7	6.8	-	10.8
		F	-	17.5	18.2	6.7	3.7	8.2	-	8.2
		T	16.3	19.7	15.2	6.2	7.5	7.0	-	10.4

TAB.A7

ANCIENNETE DANS L ENTREPRISE:  
MOYENNE (M) ET COEFFICIENT DE  
VARIATION (CV) SELON L ACTIVITE, LE  
SEXE, LA QUALIFICATION ET LE REGIME DE TRAVAIL

REGIME DE TRAVAIL: TEMPS PLEIN

CV

QUALIFICATION								S E X E	NACE	ACTIVITE
1	2	3	4	5	6	(*)	TOT. ENS.			
-	37.6	58.3	102.1	80.1	117.8	-	81.8	M	812/813	INST. DE CREDIT DONT PERSONNEL ASS. FONCT. INST. DE CREDIT DONT PERSONNEL BEN. CONV. COLLECT. INST. DE CREDIT DONT PERSONNEL AUTRES STATUTS INSTITUTIONS DE CREDIT
-	29.3#	71.0	120.8	120.7#	93.5#	-	119.3	F		
-	37.6	59.5	105.6	95.7	115.3	-	86.7	T		
67.9	43.7	52.8	112.3	88.9	102.5	-	84.3	M		
-	44.2	49.0	112.0	123.1	96.4#	-	107.0	F		
67.9	43.7	52.8	112.5	106.1	102.3	-	87.2	T		
66.5#	42.8	51.2	92.5	82.4	127.2#	-	87.8	M		
-	41.8#	46.0#	85.9	119.3#	-	-	101.8	F		
67.6#	43.1	51.9	91.6	100.3	132.7#	-	90.4	T		
68.0	43.6	53.1	110.4	87.8	106.6	-	84.8	M		
-	43.7	50.0	108.6	125.5	125.5#	-	107.1	F		
68.0	43.6	53.1	110.2	104.9	107.3	-	87.8	T		

REGIME DE TRAVAIL: TEMPS PARTIEL

CV

QUALIFICATION								S E X E	NACE	ACTIVITE
1	2	3	4	5	6	(*)	TOT. ENS.			
-	-	-	-	-	65.4#	-	67.0#	M	812/813	INST. DE CREDIT DONT PERSONNEL ASS. FONCT. INST. DE CREDIT DONT PERSONNEL BEN. CONV. COLLECT. INST. DE CREDIT DONT PERSONNEL AUTRES STATUTS INSTITUTIONS DE CREDIT
-	-	-	-	-	54.4	-	54.4	F		
-	-	-	-	-	57.1	-	57.5	T		
-	-	-	-	-	-	-	82.4#	M		
-	-	-	-	-	100.9#	-	102.0#	F		
-	-	-	-	-	98.3#	-	98.1	T		
-	-	-	-	-	-	-	-	M		
-	34.2#	-	-	-	-	-	58.2#	F		
-	57.1#	-	-	-	-	-	69.8#	T		
-	-	-	-	-	76.0#	-	76.5#	M		
-	33.8#	-	-	-	91.3	-	91.2	F		
-	63.9#	-	-	-	88.1	-	88.0	T		

REGIME DE TRAVAIL: ENS. DES REGIMES DE TRAVAIL

CV

QUALIFICATION								S E X E	NACE	ACTIVITE
1	2	3	4	5	6	(*)	TOT. ENS.			
-	37.6	58.3	102.0	80.1	113.3	-	81.8	M	812/813	INST. DE CREDIT DONT PERSONNEL ASS. FONCT. INST. DE CREDIT DONT PERSONNEL BEN. CONV. COLLECT. INST. DE CREDIT DONT PERSONNEL AUTRES STATUTS INSTITUTIONS DE CREDIT
-	29.3#	71.0	120.8	120.7#	64.9	-	109.7	F		
-	37.6	59.5	105.5	95.7	99.3	-	86.1	T		
68.0	43.7	52.8	112.3	88.8	102.4	-	84.3	M		
-	45.1	49.1	112.0	123.1	102.1	-	106.9	F		
68.1	43.7	52.8	112.5	106.1	102.8	-	87.3	T		
66.5#	42.8	51.2	92.4	82.5	127.2#	-	87.7	M		
-	69.4#	46.0#	85.9	119.3#	-	-	101.0	F		
67.6#	44.7	51.9	91.5	100.3	132.5#	-	90.3	T		
68.0	43.6	53.1	110.4	87.8	106.3	-	84.8	M		
-	57.1	50.1	108.6	125.5	107.8	-	106.6	F		
68.1	43.6	53.1	110.2	104.9	106.7	-	87.8	T		

TAB.A8

EMPLOYEES ACCORDING TO ACTIVITY,SEX,  
SCHEDULED WORKING WEEK AND TYPE OF  
EMPLOYMENT

(%)

ACTIVITY	NACE	SEX	TYPE OF EMPLOYMENT							REGIME DE TRAVAIL	
			FULL-TIME							TEMPS PLEIN	
			SCHEDULED WORKING WEEK (HOURS)							(°)	T06.
<=36	>36	>38	40	>42	>44	>46	>48	(°)	T06.		
									EMS.		
CREDIT INSTS. WITH STAFF OF CIV. SERV. STATUS		M	-	91.5	7.1	0.6	-	-	0.7	-	100.0
		F	-	94.0	5.4	-	-	-	-	-	100.0
		T	-	91.9	6.9	0.5	-	-	0.6	-	100.0
CREDIT INSTS. WITH STAFF OF COLL. AGRT. STATUS		M	1.0	91.4	6.2	0.2	0.0	0.9	0.2	0.1	100.0
		F	0.3	96.4	2.7	-	0.4	-	-	0.2	100.0
		T	0.9	92.1	5.7	0.2	0.1	0.8	0.2	0.2	100.0
CREDIT INSTS. WITH STAFF OF OTHER STATUS		M	-	93.1	6.3	-	-	-	0.4	-	100.0
		F	-	91.0	8.8	-	-	-	-	-	100.0
		T	-	92.7	6.8	-	-	-	0.4	-	100.0
CREDIT INSTITUTIONS	812/813	M	0.8	91.5	6.2	0.2	0.0	0.8	0.3	0.1	100.0
		F	0.2	95.5	3.7	-	0.3	0.1	-	0.1	100.0
		T	0.7	92.1	5.9	0.2	0.1	0.7	0.2	0.1	100.0

TAB.A9

SCHEDULED WORKING WEEK:  
MEAN (M) AND COEFFICIENT OF VARIATION (CV)  
ACCORDING TO ACTIVITY,SEX,QUALIFICATION  
AND TYPE OF EMPLOYMENT

M TYPE OF EMPLOYMENT: FULL-TIME

ACTIVITY	NACE	SEX	QUALIFICATION						(°)	T06. EMS.	
			1	2	3	4	5	6			
CREDIT INSTS. WITH STAFF OF CIV. SERV. STATUS		M	-	38.5	38.5	38.5	38.5	38.7	39.9	-	38.6
		F	-	38.5	38.5	38.5	38.5	38.6	39.2	-	38.6
		T	-	38.5	38.5	38.5	38.5	38.7	39.8	-	38.6
CREDIT INSTS. WITH STAFF OF COLL. AGRT. STATUS		M	38.3	38.8	38.5	38.5	38.5	38.5	38.0	-	38.6
		F	-	38.5	38.5	38.5	38.5	38.7	39.4	-	38.5
		T	38.3	38.8	38.5	38.5	38.5	38.6	39.1	-	38.6
CREDIT INSTS. WITH STAFF OF OTHER STATUS		M	38.4	38.4	38.5	38.3	38.8	38.8	39.0	-	38.5
		F	-	38.1	38.5	38.3	38.7	39.3	39.3	-	38.5
		T	38.5	38.4	38.5	38.3	38.8	39.0	39.0	-	38.5
CREDIT INSTITUTIONS	812/813	M	38.3	38.8	38.5	38.5	38.6	38.6	39.1	-	38.6
		F	38.4	38.4	38.5	38.5	38.7	38.3	39.3	-	38.5
		T	38.4	38.7	38.5	38.5	38.6	39.1	39.1	-	38.6

M TYPE OF EMPLOYMENT: PART-TIME

ACTIVITY	NACE	SEX	QUALIFICATION						(°)	T06. EMS.
			1	2	3	4	5	6		
CREDIT INSTS. WITH STAFF OF CIV. SERV. STATUS		M	-	-	-	-	-	19.4	-	20.2
		F	-	-	-	-	-	18.2	-	18.2
		T	-	-	-	-	-	18.5	-	18.7
CREDIT INSTS. WITH STAFF OF COLL. AGRT. STATUS		M	-	-	27.9#	29.7#	-	22.1#	-	24.5
		F	-	-	-	32.9#	-	15.1	-	15.7
		T	-	-	25.8#	30.7	-	16.0	-	17.5
CREDIT INSTS. WITH STAFF OF OTHER STATUS		M	-	-	-	-	-	-	-	-
		F	-	19.7	-	-	-	-	-	17.9
		T	-	19.8	-	-	-	-	-	18.5
CREDIT INSTITUTIONS	812/813	M	-	-	28.0#	26.9#	-	21.0	-	22.8
		F	-	19.2	-	32.9#	-	15.8	-	16.5
		T	-	19.7	26.0#	28.3	-	16.6	-	17.9

TAB.A8

SALARIES SELON L ACTIVITE, LE SEXE,  
L HORAIRE HEBDOMADAIRE ET LE REGIME  
DE TRAVAIL

(%)

TYPE OF EMPLOYMENT		REGIME DE TRAVAIL								S E X E	MACE	ACTIVITE
PART-TIME		TEMPS PARTIEL										
HORAIRE HEBDOMADAIRE DU TRAVAIL (HEURES)												
<=24	>24	>26	>28	>30	>32	>34	>36	(*)	TOT.	M F T M F T M F T M F T	812/813	INST. DE CREDIT DONT PERSONNEL ASS. FONCT. INST. DE CREDIT DONT PERSONNEL BEN.COMV.COLLECT. INST. DE CREDIT DONT PERSONNEL AUTRES STATUTS INSTITUTIONS DE CREDIT
<=26	<=28	<=30	<=32	<=34	<=36		ENS.					
79.7	.	.	16.9	16.9	.	.	.	.	100.0			
87.6	.	.	6.8	6.8	.	.	.	.	100.0			
85.6	4.2	.	9.3	9.3	.	.	.	.	100.0			
52.0	.	.	.	.	.	.	24.4	.	100.0			
88.3	5.5	.	.	.	.	.	.	.	100.0			
81.2	7.1	.	2.1	2.5	.	.	7.6	.	100.0			
94.9	.	.	.	.	.	.	.	.	100.0			
89.6	.	.	.	.	.	.	.	.	100.0			
62.0	9.2	.	11.1	10.8	.	.	16.2	.	100.0			
89.0	5.3	.	1.8	2.1	.	.	.	.	100.0			
83.2	6.1	.	3.8	4.0	.	.	5.3	.	100.0			

TAB.A9

HORAIRE HEBDOMADAIRE DE TRAVAIL :  
MOYENNE ET COEFFICIENT DE VARIATION (CV)  
SELON L ACTIVITE, LE SEXE, LA QUALIFICATION  
ET LE REGIME DE TRAVAIL

REGIME DE TRAVAIL: TEMPS PLEIN

CV

QUALIFICATION								S E X E	MACE	ACTIVITE
1	2	3	4	5	6	(*)	TOT.			
							ENS.			
.	0.2	0.1	0.2	1.6	5.7	.	2.0	M	812/813	INST. DE CREDIT DONT PERSONNEL ASS. FONCT. INST. DE CREDIT DONT PERSONNEL BEN.COMV.COLLECT. INST. DE CREDIT DONT PERSONNEL AUTRES STATUTS INSTITUTIONS DE CREDIT
.	0.0	0.1	0.1	2.5	0.5	.	1.2	F		
.	0.2	0.1	0.2	1.8	5.4	.	1.9	T		
2.1	5.1	0.6	0.6	0.9	3.5	.	2.3	M		
.	4.4	0.7	0.9	1.8	3.9	.	1.3	F		
2.1	5.1	0.6	0.7	1.3	3.5	.	2.2	T		
2.2	0.7	0.5	1.1	1.5	4.1	.	1.9	M		
.	2.3	0.6	1.0	1.7	2.0	.	1.5	F		
2.4	0.8	0.5	1.1	1.6	3.8	.	1.0	T		
2.1	4.7	0.5	0.7	1.1	3.7	.	2.2	M		
2.0	3.8	0.7	0.9	1.8	3.0	.	1.3	F		
2.2	4.7	0.6	0.8	1.4	3.7	.	2.1	T		

REGIME DE TRAVAIL: TEMPS PARTIEL

CV

QUALIFICATION								S E X E	MACE	ACTIVITE
1	2	3	4	5	6	(*)	TOT.			
							ENS.			
.	.	.	.	.	24.7	.	26.5	M	812/813	INST. DE CREDIT DONT PERSONNEL ASS. FONCT. INST. DE CREDIT DONT PERSONNEL BEN.COMV.COLLECT. INST. DE CREDIT DONT PERSONNEL AUTRES STATUTS INSTITUTIONS DE CREDIT
.	.	.	.	.	24.8	.	24.8	F		
.	.	.	.	.	24.9	.	25.7	T		
.	.	37.4#	32.1#	.	36.3#	.	38.4	M		
.	.	.	24.3#	.	44.9	.	48.2	F		
.	.	39.1#	29.9	.	45.8	.	50.2	T		
.	.	.	.	.	.	.	.	M		
.	0.0	.	.	.	.	.	26.3	F		
.	19.5	.	.	.	.	.	32.1	T		
.	.	36.3#	36.5#	.	33.3	.	38.0	M		
.	17.0	.	24.3#	.	41.1	.	41.4	F		
.	28.7	38.2#	34.5	.	41.2	.	43.5	T		



Series **B**  
Série

TAB.B1

EMPLOYEES ACCORDING TO ACTIVITY, SEX,  
BONUSES (PERCENTAGE) AND TYPE OF  
EMPLOYMENT

(%)

ACTIVITY	NACE	SEX	TYPE OF EMPLOYMENT								REGIME DE TRAVAIL					TYPE OF EMPLOYMENT				
			FULL-TIME								TEMPS PLEIN					PART-TIME				
			% BONUSES																	
0	>0 <5	>=5 <10	>=10 <15	>=15 <20	>=20 <30	>=30 <50	>=50	TOT. (%) ENS.	0	>0 <5	>=5 <10	>=10 <15	>=15 <20							
CREDIT INSTS. WITH STAFF OF CIV. SERV. STATUS	812/813	M	-	0.5	2.3	1.8	1.5	32.4	61.2	0.2	100.0	-	-	-	39.0	-				
		F	-	-	3.8	2.2	1.9	13.8	77.7	-	100.0	-	-	20.3	53.1	-				
CREDIT INSTS. WITH STAFF OF COLL. AGRT. STATUS	812/813	M	-	0.5	2.5	1.8	1.6	29.7	63.6	0.2	100.0	-	-	18.2	49.6	-				
		F	-	1.2	8.0	4.6	5.9	37.3	40.2	2.8	100.0	-	11.7	-	-	-				
CREDIT INSTS. WITH STAFF OF OTHER STATUS	812/813	M	-	1.6	13.1	5.0	6.8	30.2	41.0	2.4	100.0	-	38.7	14.7	10.0	-				
		F	-	1.2	8.7	4.7	6.0	36.3	40.3	2.8	100.0	-	33.4	14.5	9.4	2.2				
CREDIT INSTITUTIONS	812/813	M	-	1.4	7.4	3.2	5.6	22.6	57.7	2.2	100.0	-	-	-	-	-				
		F	-	-	6.4	4.3	4.0	19.9	61.6	3.2	100.0	-	-	60.2	-	-				
	812/813	M	-	1.2	7.2	3.4	5.3	22.0	58.5	2.4	100.0	-	-	47.9	-	-				
		F	-	1.2	7.6	4.3	5.6	35.6	43.1	2.6	100.0	-	7.5	12.6	14.5	5.4				
	812/813	M	-	1.4	11.6	4.8	6.1	27.8	45.9	2.4	100.0	-	28.4	21.3	17.6	-				
		F	-	1.2	8.2	4.4	5.7	34.5	43.5	2.6	100.0	-	24.0	19.5	16.9	2.0				

TAB.B2

BONUSES PERCENTAGE:  
MEAN (M) AND COEFFICIENT OF  
VARIATION (CV) ACCORDING TO  
ACTIVITY, SEX AND SIZE OF ENTERPRISE

ACTIVITY	NACE	SEX	SIZE OF ENTERPRISE (NUMBER OF EMPLOYEES)							TOT. ENS.
			10	50	100	200	500	>=	(°)	
			49	99	199	499	999	1000		
CREDIT INSTS. WITH STAFF OF CIV. SERV. STATUS	812/813	M	-	-	-	-	-	30.9	-	30.9
		F	-	-	-	-	-	28.6	-	28.6
CREDIT INSTS. WITH STAFF OF COLL. AGRT. STATUS	812/813	M	25.8	28.1	27.2	27.3	30.8	28.8	-	28.3
		F	20.3	25.3	24.5	25.4	28.5	26.9	-	26.0
CREDIT INSTS. WITH STAFF OF OTHER STATUS	812/813	M	25.1	27.6	26.8	27.1	30.4	28.6	-	28.6
		F	27.8	20.6	30.8	31.5	33.0	29.1	-	28.6
CREDIT INSTITUTIONS	812/813	M	35.6#	20.8#	26.1	30.7	31.3	30.6	-	30.6
		F	30.3	20.7	29.9	30.4	32.7	29.4	-	29.8
	812/813	M	26.0	27.4	27.8	27.9	31.1	29.0	-	28.6
		F	23.6	24.8	24.8	26.5	29.0	27.5	-	26.8
	812/813	M	25.6	27.0	27.3	27.7	30.8	28.8	-	28.3



TAB.B1

SALARIES SELON L ACTIVITE, LE SEXE,  
LE POURCENTAGE DE PRIMES ET LE REGIME  
DE TRAVAIL

(%)

REGIME DE TRAVAIL TEMPS PARTIEL		ALL TYPES OF EMPLOYMENT		ENS. DES REGIMES DE TRAVAIL									SEX E	NACE	ACTIVITE
% PRIMES															
>=20 <30	>=30 <50	>=50	T06. (*) ENS	0	>0 <5	>=5 <10	>=10 <15	>=15 <20	>=20 <30	>=30 <50	>=50	T06. (*) ENS			
.	25.4	-	100.0	-	0.5	2.4	2.1	1.6	32.3	61.0	0.2	100.0	M	812/813	INST. DE CREDIT DONT PERSONNEL ASS. FONCT. INST. DE CREDIT DONT PERSONNEL BEN. CONV. COLLECT. INST. DE CREDIT DONT PERSONNEL AUTRES STATUTS INSTITUTIONS DE CREDIT
.	23.7	-	100.0	-	.	5.7	8.2	1.7	12.4	71.4	.	100.0	F		
5.5	24.2	-	100.0	-	0.5	2.9	3.0	1.6	29.1	62.6	0.2	100.0	T		
25.3	34.5	.	100.0	-	1.2	8.0	4.6	5.9	37.3	40.2	2.8	100.0	M		
9.9	24.6	.	100.0	-	2.6	13.1	5.2	6.6	29.7	40.5	2.3	100.0	F		
12.9	26.5	.	100.0	-	1.4	8.7	4.7	6.0	36.2	40.2	2.8	100.0	M		
.	.	-	100.0	-	1.4	7.4	3.2	5.6	22.6	57.7	2.2	100.0	T		
.	.	-	100.0	-	.	7.9	4.2	3.9	19.4	60.5	3.1	100.0	F		
.	30.6	-	100.0	-	1.3	7.5	3.4	5.2	21.9	58.3	2.4	100.0	T		
21.8	36.7	.	100.0	-	1.2	7.6	4.3	5.6	35.6	43.0	2.6	100.0	M		
7.2	23.7	.	100.0	-	2.3	11.9	5.2	6.0	27.2	45.2	2.3	100.0	F		
10.3	26.5	.	100.0	-	1.3	8.3	4.5	5.7	34.3	43.4	2.6	100.0	T		

TAB.B2

POURCENTAGE DE PRIMES:  
MOYENNE (M) ET COEFFICIENT DE  
VARIATION (CV) SELON L ACTIVITE,  
LE SEXE ET LA TAILLE DE L ENTREPRISE

CV

TAILLE ENTREPRISE (NOMBRE DE SALARIES)							SEX E	NACE	ACTIVITE	
10	50	100	200	500	>=1000	(*) T06. ENS.				
-	-	-	-	-	25.6	-	25.6	M	812/813	INST. DE CREDIT DONT PERSONNEL ASS. FONCT. INST. DE CREDIT DONT PERSONNEL BEN. CONV. COLLECT. INST. DE CREDIT DONT PERSONNEL AUTRES STATUTS INSTITUTIONS DE CREDIT
-	-	-	-	-	29.1	-	29.1	F		
-	-	-	-	-	26.3	-	26.3	T		
49.6	45.3	41.7	38.4	43.7	37.7	-	40.3	M		
64.7	54.2	48.4	45.3	51.4	38.2	-	44.8	F		
51.8	46.8	42.8	39.4	45.0	37.8	-	41.0	T		
48.9	43.8	38.4	40.6	22.7	35.3	-	37.7	M		
56.3#	50.2#	21.3	36.4	26.4	36.0	-	41.5	F		
53.8	45.4	37.0	39.8	23.5	35.5	-	38.6	T		
49.6	46.0	41.4	39.2	41.0	36.6	-	39.4	M		
68.5	54.3	43.7	44.0	47.7	37.3	-	43.9	F		
52.6	47.5	41.9	39.9	42.1	36.7	-	40.1	T		

TAB.B3

BONUSES PERCENTAGE:  
MEAN (M) AND COEFFICIENT OF VARIATION (CV)  
ACCORDING TO ACTIVITY, SEX,  
QUALIFICATION AND TYPE OF EMPLOYMENT

M TYPE OF EMPLOYMENT: FULL-TIME

ACTIVITY	NACE	SEX	QUALIFICATION							TOG. ENS.
			1	2	3	4	5	6	(*)	
CREDIT INSTS. WITH STAFF OF CIV. SERV. STATUS	812/813	M	-	43.8	30.1	28.1	29.6	31.2	-	31.0
CREDIT INSTS. WITH STAFF OF COLL. AGRT. STATUS		F	-	46.4	31.1	29.8	28.6	33.3	-	30.1
CREDIT INSTS. WITH STAFF OF OTHER STATUS		T	-	43.8	30.2	28.4	29.4	31.4	-	30.9
CREDIT INSTS. WITH STAFF OF CIV. SERV. STATUS		M	34.1	39.0	29.6	24.9	26.3	25.3	-	28.3
CREDIT INSTS. WITH STAFF OF COLL. AGRT. STATUS		F	-	36.5	30.9	26.0	22.4	21.5	-	26.3
CREDIT INSTS. WITH STAFF OF OTHER STATUS		T	-	34.0	39.0	29.7	25.2	25.0	25.2	28.1
CREDIT INSTS. WITH STAFF OF CIV. SERV. STATUS		M	30.0	30.8	32.9	29.6	27.8	24.8	-	29.6
CREDIT INSTS. WITH STAFF OF COLL. AGRT. STATUS		F	-	30.8#	33.6	31.9	29.0	31.7#	-	31.1
CREDIT INSTS. WITH STAFF OF OTHER STATUS		T	-	30.4	30.8	32.9	30.1	28.4	25.6	29.9
CREDIT INSTS. WITH STAFF OF CIV. SERV. STATUS		M	33.5	38.5	29.8	25.7	26.8	25.5	-	26.6
CREDIT INSTS. WITH STAFF OF COLL. AGRT. STATUS		F	-	35.6	31.1	27.0	24.1	26.7	-	27.2
CREDIT INSTS. WITH STAFF OF OTHER STATUS		T	-	33.5	38.4	29.9	25.9	25.8	25.5	26.4

M TYPE OF EMPLOYMENT: PART-TIME

ACTIVITY	NACE	SEX	QUALIFICATION							TOG. ENS.
			1	2	3	4	5	6	(*)	
CREDIT INSTS. WITH STAFF OF CIV. SERV. STATUS	812/813	M	-	-	-	-	-	18.9#	-	19.7
CREDIT INSTS. WITH STAFF OF COLL. AGRT. STATUS		F	-	-	-	-	-	17.2	-	17.2
CREDIT INSTS. WITH STAFF OF OTHER STATUS		T	-	-	-	-	-	17.6	-	17.8
CREDIT INSTS. WITH STAFF OF CIV. SERV. STATUS		M	-	-	27.9#	-	-	-	-	23.6#
CREDIT INSTS. WITH STAFF OF COLL. AGRT. STATUS		F	-	-	-	-	-	14.2#	-	15.0#
CREDIT INSTS. WITH STAFF OF OTHER STATUS		T	-	-	25.2#	23.0#	-	15.4#	-	16.7
CREDIT INSTS. WITH STAFF OF CIV. SERV. STATUS		M	-	-	-	-	-	-	-	30.5#
CREDIT INSTS. WITH STAFF OF COLL. AGRT. STATUS		F	-	-	-	-	-	-	-	-
CREDIT INSTS. WITH STAFF OF OTHER STATUS		T	-	-	-	-	-	-	-	-
CREDIT INSTS. WITH STAFF OF CIV. SERV. STATUS		M	-	-	28.1#	24.5#	-	21.7#	-	23.6
CREDIT INSTS. WITH STAFF OF COLL. AGRT. STATUS		F	-	-	-	-	-	14.7	-	15.0
CREDIT INSTS. WITH STAFF OF OTHER STATUS		T	-	-	25.4#	25.5#	-	15.7	-	16.8

M ALL TYPES OF EMPLOYMENT

ACTIVITY	NACE	SEX	QUALIFICATION							TOG. ENS.
			1	2	3	4	5	6	(*)	
CREDIT INSTS. WITH STAFF OF CIV. SERV. STATUS	812/813	M	-	43.8	30.1	28.1	29.6	30.2	-	30.9
CREDIT INSTS. WITH STAFF OF COLL. AGRT. STATUS		F	-	46.4	31.1	29.8	28.6	21.7	-	28.6
CREDIT INSTS. WITH STAFF OF OTHER STATUS		T	-	43.8	30.2	28.4	29.4	28.0	-	30.6
CREDIT INSTS. WITH STAFF OF CIV. SERV. STATUS		M	34.1	39.0	29.6	24.9	26.3	25.3	-	28.3
CREDIT INSTS. WITH STAFF OF COLL. AGRT. STATUS		F	-	36.4	30.9	26.1	22.4	17.0	-	26.0
CREDIT INSTS. WITH STAFF OF OTHER STATUS		T	-	34.1	39.0	29.7	25.1	24.7	-	28.0
CREDIT INSTS. WITH STAFF OF CIV. SERV. STATUS		M	30.0	30.7	32.9	29.6	27.8	24.6	-	29.6
CREDIT INSTS. WITH STAFF OF COLL. AGRT. STATUS		F	-	30.8#	33.6	31.9	29.0	29.2#	-	30.6
CREDIT INSTS. WITH STAFF OF OTHER STATUS		T	-	30.4	30.8	32.9	30.1	28.4	25.4	29.8
CREDIT INSTS. WITH STAFF OF CIV. SERV. STATUS		M	33.5	38.4	29.8	25.7	26.8	25.4	-	26.6
CREDIT INSTS. WITH STAFF OF COLL. AGRT. STATUS		F	-	35.6	31.1	27.1	24.1	20.2	-	26.8
CREDIT INSTS. WITH STAFF OF OTHER STATUS		T	-	33.5	38.3	29.9	25.9	25.8	25.0	28.3

TAB.B3

POURCENTAGE DE PRIMES:  
MOYENNE (M) ET COEFFICIENT DE VARIATION (CV)  
SELON L ACTIVITE, LE SEXE,  
LA QUALIFICATION ET LE REGIME DE TRAVAIL

REGIME DE TRAVAIL: TEMPS PLEIN

CV

QUALIFICATION								SEX E	NACE	ACTIVITE
1	2	3	4	5	6	(*)	TOT. ENS.			
-	19.4	14.4	23.9	16.3	14.2	-	25.3	M	812/813	INST. DE CREDIT DONT PERSONNEL ASS. FONCT. INST. DE CREDIT DONT PERSONNEL BEN. CONV. COLLECT. INST. DE CREDIT DONT PERSONNEL AUTRES STATUTS INSTITUTIONS DE CREDIT
-	1.3	6.1	21.7	29.3	18.6	-	22.3	F		
-	19.2	13.9	23.6	20.0	14.9	-	24.9	T		
50.7	34.2	27.8	42.8	39.5	42.5	-	40.3	M		
-	33.6	27.7	43.7	53.1	54.2	-	43.3	F		
50.8	34.2	27.8	43.0	44.4	42.8	-	40.8	T		
38.1	37.1	23.7	35.9	45.8	54.6	-	37.7	M		
-	41.8#	22.1	27.2	57.5	53.2#	-	39.4	F		
36.0	37.3	23.6	34.1	52.6	55.2	-	38.1	T		
49.7	34.4	27.2	41.3	38.5	43.3	-	39.3	M		
-	35.4	26.8	40.9	54.8	54.4	-	42.2	F		
49.4	34.4	27.1	41.3	44.6	43.9	-	39.8	T		

REGIME DE TRAVAIL: TEMPS PARTIEL

CV

QUALIFICATION								SEX E	NACE	ACTIVITE
1	2	3	4	5	6	(*)	TOT. ENS.			
-	-	-	-	-	54.5#	-	52.6	M	812/813	INST. DE CREDIT DONT PERSONNEL ASS. FONCT. INST. DE CREDIT DONT PERSONNEL BEN. CONV. COLLECT. INST. DE CREDIT DONT PERSONNEL AUTRES STATUTS INSTITUTIONS DE CREDIT
-	-	-	-	-	60.2	-	60.2	F		
-	-	-	-	-	58.9	-	58.4	T		
-	-	22.6#	-	-	-	-	72.5#	M		
-	-	-	-	-	98.3#	-	96.1#	F		
-	-	37.1#	54.6#	-	99.6#	-	92.1	T		
-	-	-	-	-	-	-	31.3#	M		
-	-	-	-	-	-	-	-	F		
-	-	22.0#	45.4#	-	80.3#	-	64.0	T		
-	-	-	-	-	89.8	-	90.2	M		
-	-	36.3#	47.2#	-	89.8	-	85.1	F		
-	-	-	-	-	-	-	-	T		

ENS. DES REGIMES DE TRAVAIL

CV

QUALIFICATION								SEX E	NACE	ACTIVITE
1	2	3	4	5	6	(*)	TOT. ENS.			
-	19.4	14.4	23.9	16.3	20.2	-	25.6	M	812/813	INST. DE CREDIT DONT PERSONNEL ASS. FONCT. INST. DE CREDIT DONT PERSONNEL BEN. CONV. COLLECT. INST. DE CREDIT DONT PERSONNEL AUTRES STATUTS INSTITUTIONS DE CREDIT
-	1.3	6.1	21.7	29.3	54.5	-	29.1	F		
-	19.2	13.9	23.5	20.0	31.4	-	26.3	T		
50.7	34.2	27.8	42.8	39.5	42.9	-	40.3	M		
-	33.7	27.8	43.7	53.1	80.2	-	44.8	F		
50.9	34.2	27.8	43.0	44.4	45.3	-	41.0	T		
38.1	37.2	23.7	35.9	45.8	54.6	-	37.7	M		
-	-	22.1	27.2	57.5	61.0#	-	41.5	F		
36.0	40.1	23.6	34.1	52.6	56.1	-	38.6	T		
49.6	34.4	27.2	41.3	38.5	43.7	-	39.4	M		
-	55.0	26.9	40.9	54.8	74.4	-	43.9	F		
49.4	34.8	27.2	41.3	44.6	46.3	-	40.1	T		



Series  
Série **C**

**TAB.C1**

GROSS MONTHLY PAY(CORRECTED) OF  
FULL-TIME EMPLOYEES :  
MEAN(M) AND COEFFICIENT OF VARIATION  
(CV) ACCORDING TO ACTIVITY,SEX AND  
QUALIFICATION

ACTIVITY	NACE	SEX	QUALIFICATION						(*)	TOG.
			1	2	3	4	5	6		EMS.
CREDIT INSTS.	812/813	M	-	1313759	692441	528211	442962	392923	-	649546
WITH STAFF OF		F	-	1174421	560274	463231	376037	369619	-	463385
CIV. SERV. STATUS		T	-	1311811	679674	515888	427370	390738	-	622442
CREDIT INSTS.		M	1502549	1039564	597187	436404	429854	377519	-	566469
WITH STAFF OF		F	-	988238	578647	432849	357291	331356	-	449498
COLL. AGRT. STATUS		T	1501010	1039122	595489	435718	405419	376366	-	550351
CREDIT INSTS.		M	1510053	1007152	645560	463256	434948	390341	-	562879
WITH STAFF OF		F	-	954381	638223	481751	416342	320009	-	473441
OTHER STATUS		T	1497931	1005530	644980	467313	425253	382039	-	544886
WITH STAFF OF		M	1503545	1051118	604523	444440	431651	379751	-	570441
OTHER STATUS		F	1377937	992002	580871	441058	370579	330910	-	453696
CREDIT INSTITUTIONS		T	1500566	1050470	602369	443777	410005	377772	-	553545

**TAB.C2**

INDEX OF MEAN GROSS  
MONTHLY PAY (CORRECTED) OF  
FULL-TIME EMPLOYEES  
ACCORDING TO ACTIVITY,SEX  
AND QUALIFICATION

( PAY OF ALL FULL-TIME EES. = 100 )

INDICE DE LA REMUNERATION  
MENSUELLE BRUTE CORRIGEE MOYENNE  
DES SALAIRES A TEMPS PLEIN  
SELON L ACTIVITE, LE SEXE  
ET LA QUALIFICATION

( REM. DE L EMS. DES SAL. A TEMPS PLEIN = 100 )

ACTIVITY	NACE	SEX	QUALIFICATION						(*)	TOG.
			1	2	3	4	5	6		EMS.
CREDIT INSTS.	812/813	M	-	202.3	106.6	81.3	68.2	60.5	-	100.0
WITH STAFF OF		F	-	253.4	120.9	100.0	81.2	79.8	-	100.0
CIV. SERV. STATUS		T	-	210.8	109.2	82.9	68.7	62.8	-	100.0
CREDIT INSTS.		M	265.2	183.5	105.4	77.0	75.9	66.6	-	100.0
WITH STAFF OF		F	-	219.9	128.7	96.3	79.5	73.7	-	100.0
COLL. AGRT. STATUS		T	272.7	188.8	108.2	79.2	73.7	68.4	-	100.0
CREDIT INSTS.		M	268.3	178.9	114.7	82.3	77.3	69.3	-	100.0
WITH STAFF OF		F	-	201.6	134.8	101.8	87.9	67.6	-	100.0
OTHER STATUS		T	274.9	184.5	118.3	85.7	78.0	70.1	-	100.0
WITH STAFF OF		M	263.6	184.3	106.0	77.9	75.7	66.6	-	100.0
OTHER STATUS		F	303.7	218.6	128.0	97.2	81.7	72.9	-	100.0
CREDIT INSTITUTIONS		T	271.1	189.8	108.8	80.2	74.1	68.2	-	100.0

TAB.C1

REMUNERATION MENSUELLE BRUTE  
CORRIGEE DES SALAIRES A PLEIN TEMPS:  
MOYENNE(M) ET COEFFICIENT DE  
VARIATION(CV) SELON L ACTIVITE,  
LE SEXE ET LA QUALIFICATION

CV

QUALIFICATION								TOG. ENS.	SEX E	NACE	ACTIVITE
1	2	3	4	5	6	(°)					
-	24.3	38.2	33.2	18.5	17.9	-	53.0	M		INST. DE CREDIT	
-	7.4	17.5	22.9	9.0	12.9	-	28.4	F		DONT PERSONNEL	
-	24.2	37.7	32.2	18.4	17.6	-	52.8	T		ASS. FONCT.	
24.7	26.9	26.6	22.5	23.2	23.0	-	47.7	M		INST. DE CREDIT	
.	22.3	20.5	21.5	16.5	25.1	-	29.0	F		DONT PERSONNEL	
24.9	26.9	26.2	22.3	23.3	23.1	-	47.0	T		BEN. CONV. COLLECT.	
25.5	27.3	21.9	24.0	22.4	23.8	-	46.5	M		INST. DE CREDIT	
.	33.2#	15.0	31.5	20.4	19.1	-	36.6	F		DONT PERSONNEL	
24.5	27.5	21.4	26.0	21.5	24.3	-	45.7	T		AUTRES STATUTS	
24.8	27.4	27.5	24.2	22.7	23.0	-	48.1	M	812/813	INSTITUTIONS	
23.8#	25.1	20.2	23.9	18.5	22.2	-	30.3	F		DE CREDIT	
24.9	27.4	26.9	24.1	22.8	23.1	-	47.4	T			

TAB.C2

INDEX OF MEAN GROSS  
MONTHLY PAY (CORRECTED) OF  
FULL-TIME FEMALE EMPLOYEES  
ACCORDING TO ACTIVITY  
AND QUALIFICATION

( PAY OF FULL-TIME MALE = 100 )

INDICE DE LA REMUNERATION  
MENSUELLE BRUTE CORRIGEE MOYENNE  
DES SALAIRES FEMININS A TEMPS PLEIN  
SELON L ACTIVITE  
ET LA QUALIFICATION

( REM. DES SAL. MASC. A TEMPS PLEIN = 100 )

QUALIFICATION								TOG. ENS.	SEX E	NACE	ACTIVITE
1	2	3	4	5	6	(°)					
-	100.0	100.0	100.0	100.0	100.0	-	100.0	M		INST. DE CREDIT	
-	89.4	80.9	87.7	84.9	94.1	-	71.3	F		DONT PERSONNEL	
100.0	100.0	100.0	100.0	100.0	100.0	-	100.0	M		ASS. FONCT.	
.	95.1	96.9	99.2	83.1	87.8	-	79.4	F		INST. DE CREDIT	
100.0	100.0	100.0	100.0	100.0	100.0	-	100.0	M		DONT PERSONNEL	
.	94.8#	98.9	104.0	95.7	82.0	-	84.1	F		BEN. CONV. COLLECT.	
100.0	100.0	100.0	100.0	100.0	100.0	-	100.0	M		INST. DE CREDIT	
91.6#	94.4	96.1	99.2	85.9	87.1	-	79.5	F	812/813	DONT PERSONNEL	
										AUTRES STATUTS	
										INSTITUTIONS	
										DE CREDIT	

TAB.C3

GROSS ANNUAL PAY OF FULL-TIME  
EMPLOYEES :  
MEAN(M) AND COEFFICIENT OF VARIATION  
(CV) ACCORDING TO ACTIVITY,SEX AND  
QUALIFICATION

ACTIVITY	NACE	SEX	QUALIFICATION							TOG.
			1	2	3	4	5	6	(°)	
CREDIT INSTS. WITH STAFF OF	812/813	M	-	15383934	8382332	6395916	5286407	4802612	-	7925133
CIV. SERV. STATUS		F	-	14093056	6737186	5640841	4561976	4448360	-	5667523
CREDIT INSTS. WITH STAFF OF		T	-	15365826	8224713	6253184	5137789	4766846	-	7611508
COLL.AGRT. STATUS		M	18327107	12559758	7116346	5389561	5236918	4735828	-	7012665
CREDIT INSTS. WITH STAFF OF		F	-	11945841	6746955	5257673	4287619	3948040	-	5466501
OTHER STATUS		T	18317349	12554513	7083070	5365266	4958546	4715248	-	6817599
CREDIT INSTS. WITH STAFF OF		M	19170313	13451688	7592048	5502219	5167736	4868611	-	6987128
OTHER STATUS		F	-	12275562#	7516203	5637605	4802685	4077775	-	5597115
CREDIT INSTITUTIONS		T	18906358	13415164	7586308	5532197	4981159	4775978	-	6710054
		M	18434515	12793573	7206019	5458064	5234167	4753843	-	7058521
		F	16985682#	12181846	6786888	5337855	4430767	4051595	-	5498627
		T	18399397	12786872	7168523	5435288	4977474	4725200	-	6848202

TAB.C4

INDEX OF MEAN GROSS  
ANNUAL PAY OF FULL-TIME  
EMPLOYEES  
ACCORDING TO ACTIVITY,SEX  
AND QUALIFICATION

( PAY OF ALL FULL-TIME EES. = 100 )

INDICE DE LA REMUNERATION  
ANNUELLE BRUTE MOYENNE DES  
SALARIES A TEMPS PLEIN  
SELON L ACTIVITE,LE SEXE  
ET LA QUALIFICATION

( REM. DE L EMS. DES SAL. A TEMPS PLEIN = 100 )

ACTIVITY	NACE	SEX	QUALIFICATION							TOG.
			1	2	3	4	5	6	(°)	
CREDIT INSTS. WITH STAFF OF	812/813	M	-	194.1	105.8	80.7	66.7	60.6	-	100.0
CIV. SERV. STATUS		F	-	248.7	118.9	99.5	80.5	78.5	-	100.0
CREDIT INSTS. WITH STAFF OF		T	-	201.9	108.1	82.2	67.5	62.6	-	100.0
COLL.AGRT. STATUS		M	261.3	179.1	101.5	76.9	74.7	67.5	-	100.0
CREDIT INSTS. WITH STAFF OF		F	-	218.5	123.4	96.2	78.4	72.2	-	100.0
OTHER STATUS		T	268.7	184.1	103.9	78.7	72.7	69.2	-	100.0
CREDIT INSTS. WITH STAFF OF		M	274.4	192.5	108.7	78.7	74.0	69.7	-	100.0
OTHER STATUS		F	-	219.3#	134.3	100.7	85.8	72.9	-	100.0
CREDIT INSTITUTIONS		T	281.8	199.9	113.1	82.4	74.2	71.2	-	100.0
		M	261.2	181.3	102.1	77.3	74.2	67.4	-	100.0
		F	308.9#	221.5	123.4	97.1	80.6	73.7	-	100.0
		T	268.7	186.7	104.7	79.4	72.7	69.0	-	100.0



TAB.C3

REMUNERATION ANNUELLE BRUTE  
DES SALARIES A TEMPS PLEIN:  
MOYENNE(M) ET COEFFICIENT DE  
VARIATION(CV) SELON L ACTIVITE,  
LE SEXE ET LA QUALIFICATION

CV

QUALIFICATION							S E X E	NACE	ACTIVITE
1	2	3	4	5	6	(*)			
-	21.4	39.3	28.5	15.3	18.1	-	50.7	M	INST. DE CREDIT DONT PERSONNEL ASS. FONCT. INST. DE CREDIT DONT PERSONNEL BEN. CONV. COLLECT. INST. DE CREDIT DONT PERSONNEL AUTRES STATUTS INSTITUTIONS DE CREDIT
-	7.4	17.4	22.8	7.5	12.6	-	28.6	F	
-	21.3	38.8	28.1	15.4	17.9	-	50.7	T	
26.1	26.2	24.7	21.6	22.3	21.2	-	46.7	M	
.	26.4	20.2	21.8	19.3	35.9	-	29.4	F	
26.3	26.2	24.4	21.7	23.4	21.8	-	46.3	T	
20.3	26.0	22.8	29.5	24.3	23.5	-	51.4	M	
.	26.8#	15.8	40.3	22.7	21.6	-	42.4	F	
19.8	26.1	22.4	32.3	23.9	23.9	-	51.1	T	
25.5	26.4	26.1	23.8	21.9	21.4	-	47.6	M	
23.3#	25.8	20.0	26.3	20.5	29.2	-	31.9	F	
25.4	26.4	25.7	24.2	22.9	21.9	-	47.3	T	

TAB.C4

INDEX OF MEAN GROSS  
ANNUAL PAY OF FULL-TIME  
FEMALE EMPLOYEES  
ACCORDING TO ACTIVITY  
AND QUALIFICATION

( PAY OF FULL-TIME MALE = 100 )

INDICE DE LA REMUNERATION  
ANNUELLE BRUTE MOYENNE DES  
SALARIES FEMININS A TEMPS PLEIN  
SELON L ACTIVITE  
ET LA QUALIFICATION

( REM. DES SAL. MASC. A TEMPS PLEIN = 100 )

QUALIFICATION							S E X E	NACE	ACTIVITE
1	2	3	4	5	6	(*)			
-	100.0	100.0	100.0	100.0	100.0	-	100.0	M	INST. DE CREDIT DONT PERSONNEL ASS. FONCT. INST. DE CREDIT DONT PERSONNEL BEN. CONV. COLLECT. INST. DE CREDIT DONT PERSONNEL AUTRES STATUTS INSTITUTIONS DE CREDIT
-	91.6	80.4	88.2	86.3	92.6	-	71.5	F	
100.0	100.0	100.0	100.0	100.0	100.0	-	100.0	M	
.	95.1	94.8	97.6	81.9	83.4	-	78.0	F	
100.0	100.0	100.0	100.0	100.0	100.0	-	100.0	M	
.	91.3#	99.0	102.5	92.9	83.8	-	80.1	F	
100.0	100.0	100.0	100.0	100.0	100.0	-	100.0	M	
92.1#	95.2	94.2	97.8	84.7	85.2	-	77.9	F	

TAB.C5

FULL-TIME EMPLOYEES ACCORDING TO GROSS MONTHLY PAY (CORRECTED), BY ACTIVITY, SEX AND QUALIFICATION

( % )

ACTIVITY	WAGE	QUALIFICATION	SEX	GROSS MONTHLY PAY (CORRECTED)																
				(NAT. CURRENCY - UNITS)																
				<	125000	150000	175000	200000	225000	250000	275000	300000	325000	350000	375000	400000	425000			
125000	149999	174999	199999	224999	249999	274999	299999	324999	349999	374999	399999	424999	449999							
CREDIT INSTS. WITH STAFF OF CIV. SERV. STATUS	1	M	F	-	-	-	-	-	-	-	-	-	-	-	-	-	-	-		
			T	-	-	-	-	-	-	-	-	-	-	-	-	-	-	-		
			2	F	-	-	-	-	-	-	-	-	-	-	-	-	-	-	-	-
				M	-	-	-	-	-	-	-	-	-	-	-	-	-	-	-	-
				T	-	-	-	-	-	-	-	-	-	-	-	-	-	-	-	-
				F	-	-	-	-	-	-	-	-	-	-	-	-	-	-	-	-
CREDIT INSTS. WITH STAFF OF COLL. AGRT. STATUS	1	M	F	-	-	-	-	-	-	-	-	-	-	-	-	-	-	-		
			T	-	-	-	-	-	-	-	-	-	-	-	-	-	-	-	-	
			2	F	-	-	-	-	-	-	-	-	-	-	-	-	-	-	-	-
				M	-	-	-	-	-	-	-	-	-	-	-	-	-	-	-	-
				T	-	-	-	-	-	-	-	-	-	-	-	-	-	-	-	-
				F	-	-	-	-	-	-	-	-	-	-	-	-	-	-	-	-
CREDIT INSTS. WITH STAFF OF OTHER STATUS	1	M	F	-	-	-	-	-	-	-	-	-	-	-	-	-	-	-		
			T	-	-	-	-	-	-	-	-	-	-	-	-	-	-	-	-	
			2	F	-	-	-	-	-	-	-	-	-	-	-	-	-	-	-	-
				M	-	-	-	-	-	-	-	-	-	-	-	-	-	-	-	-
				T	-	-	-	-	-	-	-	-	-	-	-	-	-	-	-	-
				F	-	-	-	-	-	-	-	-	-	-	-	-	-	-	-	-
CREDIT INSTITUTIONS	812/813	M	F	-	-	-	-	-	-	-	-	-	-	-	-	-	-	-		
			T	-	-	-	-	-	-	-	-	-	-	-	-	-	-	-	-	
			3	F	-	-	-	-	-	-	-	-	-	-	-	-	-	-	-	-
				M	-	-	-	-	-	-	-	-	-	-	-	-	-	-	-	-
				T	-	-	-	-	-	-	-	-	-	-	-	-	-	-	-	-
				F	-	-	-	-	-	-	-	-	-	-	-	-	-	-	-	-
CREDIT INSTITUTIONS	812/813	M	F	-	-	-	-	-	-	-	-	-	-	-	-	-	-	-		
			T	-	-	-	-	-	-	-	-	-	-	-	-	-	-	-	-	
			3	F	-	-	-	-	-	-	-	-	-	-	-	-	-	-	-	-
				M	-	-	-	-	-	-	-	-	-	-	-	-	-	-	-	-
				T	-	-	-	-	-	-	-	-	-	-	-	-	-	-	-	-
				F	-	-	-	-	-	-	-	-	-	-	-	-	-	-	-	-

TAB.C5

SALARIES A TEMPS PLEIN SELON LA  
REMUNERATION MENSUELLE BRUTE (CORRIGEE)  
PAR ACTIVITE, SEXE ET QUALIFICATION

( % )

REMUNERATION MENSUELLE BRUTE CORRIGEE (UNITES MONETAIRES NAT.)														SEXE	QUALIFICATION	NACE	ACTIVITE
450000	475000	500000	525000	550000	575000	600000	625000	650000	675000	700000	725000	>=	ENS.				
474999	499999	524999	549999	574999	599999	624999	649999	674999	699999	724999	749999	750000	TOT.				
-	-	-	-	-	-	-	-	-	-	-	-	-	-	M	1		INST. DE CREDIT
-	-	-	-	-	-	-	-	-	-	-	-	-	-	F	1		DONT PERSONNEL
-	-	-	-	-	-	-	-	-	-	-	-	-	-	F	2		ASS. FONCT.
-	-	-	-	-	-	-	-	-	-	-	-	-	-	M	2		
-	-	-	-	-	-	-	-	-	-	-	-	-	-	F	2		
1.9	9.0	10.9	15.9	12.4	10.5	6.0	3.8	3.0	1.7	1.1	0.3	23.5	100.0	M	3		
2.3	29.6	17.8	13.1	5.2	4.7	6.1	4.7	4.2	8.0	1.4	0.9	1.9	100.0	F	3		
1.9	11.0	11.6	15.6	11.7	9.9	6.0	3.9	3.1	2.3	1.1	0.3	21.5	100.0	M	4		
5.1	3.8	4.2	4.8	4.7	4.8	4.5	4.4	3.3	3.3	2.2	1.9	7.1	100.0	F	4		
4.8	3.8	4.2	3.8	3.1	3.8	4.0	2.4	1.5	0.9	0.7	1.1	1.6	100.0	M	5		
5.0	3.8	4.2	4.6	4.4	4.6	4.4	4.0	3.0	2.9	1.9	1.7	6.0	100.0	F	5		
10.2	8.2	6.1	5.4	2.9	1.3	1.1	1.0	-	-	-	-	1.0	100.0	M	6		
1.1	-	-	-	-	-	-	-	-	-	-	-	-	100.0	F	6		
8.1	6.3	4.7	4.1	2.2	1.0	0.8	0.8	-	-	-	-	0.8	100.0	M	T		
6.0	4.3	4.0	0.8	1.2	0.6	0.6	-	0.3	-	-	-	-	100.0	F	T		
7.5	-	-	-	-	-	-	-	-	-	-	-	-	100.0	M	T		
6.2	4.1	3.6	0.7	1.1	0.6	0.6	-	0.3	-	-	-	-	100.0	F	T		
4.3	5.2	5.6	6.8	5.6	4.9	3.6	2.9	2.2	1.8	1.2	0.8	21.9	100.0	M	1		
3.7	7.0	5.2	4.3	2.6	2.9	3.3	2.1	1.5	1.8	0.6	0.8	2.3	100.0	F	1		
4.2	5.5	5.6	6.4	5.1	4.6	3.5	2.8	2.1	1.8	1.1	0.8	19.0	100.0	M	2		
-	-	-	-	-	-	-	-	-	-	-	-	-	100.0	F	2		
-	-	-	-	-	-	-	-	-	-	-	-	-	100.0	M	3		
-	-	-	-	-	-	-	-	-	-	-	-	-	100.0	F	3		
-	-	-	-	-	-	-	-	-	-	-	-	-	100.0	M	4		
-	-	-	-	-	-	-	-	-	-	-	-	-	100.0	F	4		
-	-	-	-	-	-	-	-	-	-	-	-	-	100.0	M	5		
-	-	-	-	-	-	-	-	-	-	-	-	-	100.0	F	5		
-	-	-	-	-	-	-	-	-	-	-	-	-	100.0	M	6		
-	-	-	-	-	-	-	-	-	-	-	-	-	100.0	F	6		
7.6	8.8	10.4	10.2	9.4	9.0	8.9	7.3	5.5	3.8	2.6	1.9	8.7	100.0	M	1		
7.7	10.0	10.5	10.6	10.4	12.8	10.9	7.5	4.6	2.9	2.1	1.0	4.8	100.0	F	1		
7.6	8.9	10.5	10.2	9.5	9.4	9.1	7.3	5.4	3.7	2.5	1.9	8.3	100.0	M	2		
8.0	6.9	5.0	3.5	2.8	2.2	1.7	1.3	1.0	0.6	0.6	0.3	1.0	100.0	F	2		
9.3	6.9	4.8	3.2	2.7	2.4	1.4	0.8	0.6	0.7	0.4	0.3	0.7	100.0	M	3		
8.2	6.9	5.0	3.4	2.8	2.3	1.7	1.2	0.9	0.6	0.5	0.3	1.0	100.0	F	3		
10.4	7.7	6.5	4.8	2.8	1.2	0.7	0.7	0.4	0.3	0.4	0.3	1.1	100.0	M	4		
1.5	0.9	0.7	0.5	0.3	0.1	0.1	0.2	0.1	-	-	-	-	100.0	F	4		
7.4	5.4	4.6	3.4	2.0	0.8	0.5	0.5	0.3	0.3	0.3	0.3	0.8	100.0	M	5		
5.2	4.1	2.4	1.6	1.2	0.8	0.4	0.3	0.2	0.2	0.2	0.1	0.3	100.0	F	5		
4.4	2.2	0.9	-	0.6	-	-	-	-	-	-	-	-	100.0	M	6		
5.2	4.1	2.3	1.5	1.2	0.8	0.4	0.3	0.2	0.2	0.2	0.1	0.3	100.0	F	6		
6.6	6.3	5.8	4.9	4.3	3.8	3.6	2.9	2.3	1.6	1.3	1.2	15.7	100.0	M	1		
7.3	6.2	5.0	4.1	3.7	3.9	3.0	1.9	1.2	1.0	0.7	0.4	2.1	100.0	F	1		
6.7	6.3	5.7	4.8	4.2	3.8	3.5	2.8	2.1	1.5	1.2	1.1	13.9	100.0	M	2		
-	-	-	-	-	-	-	-	-	-	-	-	-	100.0	F	2		
-	-	-	-	-	-	-	-	-	-	-	-	-	100.0	M	3		
-	-	-	-	-	-	-	-	-	-	-	-	-	100.0	F	3		
-	-	-	-	-	-	-	-	-	-	-	-	-	100.0	M	4		
-	-	-	-	-	-	-	-	-	-	-	-	-	100.0	F	4		
-	-	-	-	-	-	-	-	-	-	-	-	-	100.0	M	5		
-	-	-	-	-	-	-	-	-	-	-	-	-	100.0	F	5		
-	-	-	-	-	-	-	-	-	-	-	-	-	100.0	M	6		
-	-	-	-	-	-	-	-	-	-	-	-	-	100.0	F	6		
1.7	3.8	4.6	8.4	12.8	12.3	10.3	11.0	7.7	5.9	4.3	2.4	14.2	100.0	M	1	812/813	INSTITUTIONS
-	5.7	-	-	12.1	17.1	9.7	10.3	12.7	6.8	6.3	4.1	11.1	100.0	F	1		DE CREDIT
1.6	4.0	4.3	7.8	12.8	12.7	10.3	11.0	8.1	6.0	4.4	2.5	14.0	100.0	M	2		
11.1	10.3	9.8	6.2	3.2	2.6	1.3	1.3	1.0	0.2	0.2	0.2	1.2	100.0	F	2		
12.1	13.9	7.3	3.2	6.3	2.1	1.8	0.8	-	0.7	0.6	-	2.8	100.0	M	3		
11.3	11.1	9.3	5.6	3.9	2.5	1.4	1.2	0.8	0.3	0.3	0.2	1.5	100.0	F	3		
8.3	8.0	3.8	3.0	3.5	4.2	2.7	1.3	1.0	-	-	-	-	100.0	M	4		
1.5	5.6	4.6	3.1	3.2	-	1.2	-	0.9	-	-	-	-	100.0	F	4		
4.7	6.7	4.2	3.1	3.3	2.3	1.9	0.9	1.0	-	-	-	0.5	100.0	M	5		
4.0	5.0	2.4	2.9	2.0	1.2	0.7	-	0.6	0.5	0.8	-	0.4	100.0	F	5		
-	4.0	-	-	-	-	-	-	-	-	-	-	-	100.0	M	6		
3.7	4.9	2.3	2.5	1.7	1.0	0.6	-	0.5	0.5	0.7	-	0.3	100.0	F	6		
6.8	6.9	6.2	5.1	4.4	3.9	2.8	2.3	2.1	1.4	1.0	0.8	16.0	100.0	M	T		
7.2	9.9	5.5	2.8	5.2	2.4	1.9	1.2	1.2	1.1	0.9	0.5	3.9	100.0	F	T		
6.9	7.5	6.1	4.7	4.6	3.6	2.6	2.5	1.9	1.3	1.0	0.7	13.6	100.0	M	1		
-	-	-	-	-	-	-	-	-	-	-	-	-	100.0	F	1		
-	-	-	-	-	-	-	-	-	-	-	-	-	100.0	M	2		
-	-	-	-	-	-	-	-	-	-	-	-	-	100.0	F	2		
-	-	-	-	-	-	-	-	-	-	-	-	-	100.0	M	3		
-	-	-	-	-	-	-	-	-	-	-	-	-	100.0	F	3		
-	-	-	-	-	-	-	-	-	-	-	-	-	100.0	M	4		
-	-	-	-	-	-	-	-	-	-	-	-	-	100.0	F	4		
-	-	-	-	-	-	-	-	-	-	-	-	-	100.0	M	5		
-	-	-	-	-	-	-	-	-	-	-	-	-	100.0	F	5		
-	-	-	-	-	-	-	-	-	-	-	-	-	100.0	M	6		
-	-	-	-	-	-	-	-	-	-	-	-	-	100.0	F	6		
7.0	8.5	10.1	10.3	9.3	8.9	7.4	5.5	3.8	2.6	1.9	0.9	9.7	100.0	M	1		
7.0	10.7	10.3	10.3	10.3	12.6	10.6	7.5	5.0	3.4	2.2	1.2	5.0	100.0	F	1		
7.0	8.7	10.1	10.3	9.8	9.6	8.0	7.4	5.5	3.8	2.6	1.8	9.3	100.0	M	2		
8.2	7.2	5.5	3.9	3.0	2.4	1.8	1.5	1.1	0.7	0.6	0.4	1.4	100.0	F	2		
9.4	7.7	5.1	3.3	3.2	2.5	1.6	0.9	0.6	0.7	0.5	0.3	1.0	100.0	M	3		
8.4	7.3	5.4	3.8	3.0	2.4	1.8	1.4	1.0	0.7	0.6	0.4	1.3	100.0	F	3		
10.2	7.8	6.2	4.7	2.9	1.5	1.0	0.8	0.4	0.3	0.4	0.3	1.1	100.0	M	4		
1.5	1.8	1.5	1.0	0.9	0.2	0.3	0.2	0.2	-	-	-	0.1	100.0	F	4		
7.1	5.7	4.5	3.4	2.2	1.1	0.7	0.6	0.4	0.2	0.3	0.2	0.7	100.0	M	5		
5.1	4.2	2.4	1.7	1.3	0.9	0.5	0.3	0.2	0.3	0.2	0.1	0.3	100.0	F	5		
3.8	2.9	1.2	-	0.3	-	-	-	-	-	-	-	-	100.0	M	6		
5.0	4.2	2.4	1.6	1.3	0.8	0.5	0.3	0.2	0.2	0.2	0.1	0.3	100.0	F	6		
6.5	6.3	5.8	5.1	4.4	3.9	3.5	2.9	2.2	1.6	1.3	1.1	16.1	1				

TAB.C6

FULL-TIME EMPLOYEES ACCORDING TO GROSS ANNUAL PAY, BY ACTIVITY, SEX AND QUALIFICATION

( % )

ACTIVITY	RACE	QUALIFICATION	SEX	GROSS ANNUAL PAY (NAT. CURRENCY - THOUSANDS OF UNITS)													
				< 1500	>=1500 <1800	>=1800 <2100	>=2100 <2400	>=2400 <2700	>=2700 <3000	>=3000 <3300	>=3300 <3600	>=3600 <3900	>=3900 <4200	>=4200 <4500	>=4500 <4800	>=4800 <5100	>=5100 <5400
CREDIT INSTS. WITH STAFF OF CIV. SERV. STATUS	1	M	F	-	-	-	-	-	-	-	-	-	-	-	-	-	-
			T	-	-	-	-	-	-	-	-	-	-	-	-	-	-
	2	M	F	-	-	-	-	-	-	-	-	-	-	-	-	-	-
			T	-	-	-	-	-	-	-	-	-	-	-	-	-	-
	3	M	F	-	-	-	-	-	-	-	-	-	-	-	-	-	-
			T	-	-	-	-	-	-	-	-	-	-	-	-	-	-
	4	M	F	-	-	-	-	-	-	0.1	0.5	1.6	2.1	7.3	15.9	12.1	
			T	-	-	-	-	-	-	-	-	-	-	-	-	-	-
	5	M	F	-	-	-	-	-	0.1	-	0.1	0.8	1.9	2.0	8.7	18.0	12.0
			T	-	-	-	-	-	-	-	-	-	-	-	-	-	-
	6	M	F	-	-	-	-	-	-	-	0.5	7.0	21.7	15.0	12.5	11.9	10.0
			T	-	-	-	-	-	-	-	-	23.8	14.3	15.9	15.9	15.9	4.8
CREDIT INSTS. WITH STAFF OF COLL. AGRT. STATUS	1	M	F	-	-	-	-	-	-	0.0	0.1	0.9	2.6	3.4	5.8	8.7	
			T	-	-	-	-	-	-	-	-	-	-	-	-	-	
	2	M	F	-	-	-	-	-	0.0	0.0	0.3	2.9	3.7	7.6	16.7	18.2	7.9
			T	-	-	-	-	-	-	-	-	0.1	1.1	2.8	4.0	7.3	10.0
	3	M	F	-	-	-	-	-	-	-	-	-	-	-	-	-	-
			T	-	-	-	-	-	-	-	-	-	-	-	-	-	-
	4	M	F	-	-	-	-	-	0.0	0.0	0.0	0.0	0.1	0.3	0.6	2.4	4.7
			T	-	-	-	-	-	-	-	-	-	-	-	-	-	-
	5	M	F	-	-	0.1	0.2	0.4	0.3	0.4	0.6	2.2	5.2	7.3	13.8	17.1	12.9
			T	-	-	-	-	-	-	-	-	-	-	-	-	-	-
	6	M	F	0.0	0.4	0.4	0.6	0.7	0.6	0.6	1.5	3.7	4.6	9.9	12.2	11.1	11.6
			T	0.0	0.3	0.3	0.3	0.2	0.4	2.0	4.9	7.4	12.7	15.5	13.2	11.7	9.7
CREDIT INSTS. WITH STAFF OF OTHER STATUS	1	M	F	0.0	0.0	0.1	0.2	0.3	0.2	0.4	0.9	2.0	3.8	5.5	7.9	9.3	8.1
			T	-	-	-	-	-	-	-	-	-	-	-	-	-	-
	2	M	F	-	-	-	-	-	-	-	-	-	-	-	-	-	-
			T	-	-	-	-	-	-	-	-	-	-	-	-	-	-
	3	M	F	-	-	-	-	-	-	-	-	-	-	-	1.7	0.7	0.4
			T	-	-	-	-	-	-	-	-	-	-	-	-	-	-
	4	M	F	-	-	-	-	-	0.3	0.8	1.0	1.7	4.0	6.5	9.2	18.5	12.1
			T	-	-	-	-	-	-	-	-	-	-	-	-	-	-
	5	M	F	-	-	-	-	-	0.3	0.7	0.9	1.8	3.8	6.0	10.4	19.1	12.0
			T	-	-	-	-	-	-	-	-	-	-	-	-	-	-
	6	M	F	-	0.3	0.8	-	0.7	0.8	4.6	5.1	1.0	3.3	8.1	11.8	18.6	8.7
			T	-	0.1	0.4	0.3	0.4	4.9	4.5	3.8	7.2	12.2	13.7	14.1	7.1	
CREDIT INSTITUTIONS	1	M	F	-	-	-	-	-	-	-	-	-	-	-	-	-	
			T	-	-	-	-	-	-	-	-	-	-	-	-	-	-
	2	M	F	-	-	-	-	-	-	-	-	-	-	-	-	-	-
			T	-	-	-	-	-	-	-	-	-	-	-	-	-	-
	3	M	F	-	-	-	-	-	0.0	0.0	0.0	0.0	0.1	0.3	0.6	2.1	4.2
			T	-	-	-	-	-	-	-	-	-	-	-	-	-	-
	4	M	F	-	-	0.1	0.2	0.4	0.3	0.4	0.7	2.0	4.9	6.9	12.8	17.2	12.8
			T	-	-	-	-	-	-	-	-	-	-	-	-	-	-
	5	M	F	-	0.2	0.3	0.5	0.7	0.8	1.0	4.7	3.1	4.3	9.9	12.6	12.2	11.6
			T	-	0.3	1.0	1.1	1.0	0.8	2.7	4.8	10.0	13.1	23.9	17.7	9.8	4.5
	6	M	F	0.0	0.2	0.5	0.3	0.4	0.7	1.9	4.4	7.6	12.6	15.4	13.2	11.5	9.7
			T	0.0	1.2	7.4	2.7	2.8	9.8	1.7	1.5	10.1	12.2	20.1	10.4	4.7	4.0
812/813	M	F	0.0	0.3	0.8	0.4	0.5	0.8	1.9	4.3	7.7	12.6	15.6	13.1	11.3	9.4	
		T	0.0	0.1	0.1	0.1	0.2	0.2	0.4	0.8	1.7	3.4	4.8	7.2	9.1	7.8	
812/813	M	F	0.0	0.1	0.4	0.4	0.4	0.5	0.8	1.3	3.9	5.9	9.3	13.0	13.0	9.0	
		T	0.0	0.0	0.1	0.2	0.2	0.5	0.9	2.0	3.7	5.4	8.0	9.7	8.0	8.0	

TAB.C6

SALARIES A TEMPS PLEIN SELON LA REMUNERATION ANNUELLE BRUTE PAR ACTIVITE, SEXE ET QUALIFICATION

( % )

REMUNERATION ANNUELLE BRUTE (MILLIERS D UNITES MONETAIRES NAT.)													SEXE	QUALIFICATION	NACE	ACTIVITE
>=5400 <5700	>=5700 <6000	>=6000 <6300	>=6300 <6600	>=6600 <6900	>=6900 <7200	>=7200 <7500	>=7500 <7800	>=7800 <8100	>=8100 <8400	>=8400 <8700	>=8700 <9000	>=9000				
-	-	-	-	-	-	-	-	-	-	-	-	-	-	M	1	INST. DE CREDIT DONT PERSONNEL ASS. FONCT.
-	-	-	-	-	-	-	-	-	-	-	-	-	-	F	1	
-	-	-	-	-	-	-	-	-	-	-	-	-	-	T	1	
-	-	-	-	-	-	-	-	-	-	-	-	-	-	M	2	
-	-	-	-	-	-	-	-	-	-	-	-	-	-	F	2	
-	-	-	-	-	-	-	-	-	-	-	-	-	-	T	2	
1.7	8.6	10.9	15.9	12.6	10.6	6.0	3.8	3.0	1.7	1.2	0.3	-	-	M	3	
2.4	28.4	18.3	13.0	5.3	4.8	6.3	4.8	4.3	8.2	1.4	1.0	-	-	F	3	
1.8	10.5	11.6	15.7	11.9	10.1	6.0	3.9	3.1	2.3	1.2	0.3	-	-	T	3	
5.0	4.0	5.2	5.7	4.8	6.0	5.5	4.8	4.5	4.2	3.1	2.9	-	-	M	4	
5.9	3.9	5.3	3.7	4.2	5.1	4.2	1.7	1.7	1.6	0.9	0.9	-	-	F	4	
5.2	4.0	5.2	5.3	4.7	5.9	5.2	4.2	4.0	3.7	2.7	2.5	-	-	T	4	
14.9	7.5	6.6	5.8	2.5	1.3	1.0	-	-	-	-	-	-	-	M	5	
1.3	-	-	-	-	-	-	-	-	-	-	-	-	-	F	5	
12.1	6.0	5.2	4.6	2.0	1.0	0.8	-	-	-	-	-	-	-	T	5	
7.3	4.5	4.3	0.9	1.6	0.7	0.7	-	-	-	-	-	-	-	M	6	
7.9	-	-	-	-	-	-	-	-	-	-	-	-	-	F	6	
7.4	4.2	3.8	0.8	1.4	0.6	0.6	-	-	-	-	-	-	-	T	6	
4.8	5.2	6.1	7.4	5.7	5.5	3.9	2.9	2.6	2.1	1.5	1.2	-	-	M	1	
4.4	7.4	6.3	4.4	3.3	3.7	3.5	1.8	1.7	2.3	0.8	0.7	-	-	F	1	
4.7	5.5	6.1	7.0	5.4	5.2	3.9	2.8	2.5	2.1	1.4	1.1	-	-	T	1	
-	-	-	-	-	-	-	-	-	-	-	-	-	-	M	2	INST. DE CREDIT DONT PERSONNEL BEN. CONV. COLLECT.
-	-	-	-	-	-	-	-	-	-	-	-	-	-	F	2	
-	-	-	-	-	-	-	-	-	-	-	-	-	-	T	2	
0.4	0.1	0.2	0.4	0.4	0.4	0.6	0.9	1.0	1.6	2.1	2.0	-	-	M	3	
0.3	0.1	0.2	0.4	0.4	0.4	0.6	0.9	1.0	1.6	2.1	2.0	-	-	F	3	
6.4	8.1	8.8	9.4	9.9	9.6	9.0	8.4	6.1	4.4	2.8	1.7	-	-	T	3	
6.7	8.4	8.6	9.1	9.8	9.8	9.4	8.2	5.9	4.1	2.6	1.7	-	-	M	4	
8.9	7.3	5.6	4.3	3.3	2.8	2.3	1.5	1.1	0.7	0.4	0.3	-	-	F	4	
8.3	8.3	5.2	2.9	2.9	2.4	1.1	0.6	0.6	0.5	0.3	0.1	-	-	T	4	
9.0	7.5	5.5	4.0	3.2	2.7	2.1	1.4	1.0	0.6	0.4	0.3	-	-	M	5	
11.6	9.9	8.0	5.9	2.8	1.3	0.9	0.5	0.4	0.2	0.1	0.4	-	-	F	5	
1.4	0.7	0.6	0.5	0.1	0.3	-	-	-	-	-	-	-	-	T	5	
8.6	7.2	5.8	4.3	2.0	1.0	0.6	0.4	0.4	0.2	0.1	0.3	-	-	M	6	
7.3	5.3	3.3	1.6	1.1	0.7	0.3	0.3	0.3	0.2	0.1	0.0	-	-	F	6	
5.0	2.6	1.0	-	1.3	-	-	-	-	-	-	-	-	-	T	6	
7.3	5.2	3.2	1.6	1.1	0.7	0.3	0.3	0.3	0.3	0.1	0.0	-	-	M	1	
6.9	6.5	5.8	5.2	4.8	4.4	3.9	3.5	2.6	1.9	1.4	1.0	-	-	F	1	
7.1	7.6	5.2	3.8	3.7	4.0	3.9	1.9	1.4	0.8	0.5	0.3	-	-	T	1	
8.9	6.6	5.7	5.0	4.7	4.3	3.9	3.3	2.4	1.8	1.3	0.9	-	-	M	2	
-	-	-	-	-	-	-	-	-	-	-	-	-	-	F	2	
-	-	-	-	-	-	-	-	-	-	-	-	-	-	T	2	
-	-	-	-	-	-	-	-	-	-	-	-	-	-	M	3	
-	-	-	-	-	-	-	-	-	-	-	-	-	-	F	3	
-	-	-	-	-	-	-	-	-	-	-	-	-	-	T	3	
2.6	2.8	4.6	7.5	13.4	14.1	11.1	10.8	6.8	5.0	5.2	1.3	-	-	M	4	
-	-	-	5.8	14.5	11.3	6.8	20.5	8.4	6.7	5.2	4.3	-	-	F	4	
11.1	10.1	9.4	5.6	3.8	1.2	1.2	0.7	0.5	0.3	0.3	0.2	-	-	T	4	
14.3	6.4	5.0	6.7	2.8	1.3	0.9	1.1	-	-	-	0.5	-	-	M	5	
11.8	9.3	8.4	5.9	3.6	1.2	1.1	0.8	0.5	0.2	0.3	0.3	-	-	F	5	
6.8	6.9	3.0	6.0	5.8	2.0	-	-	-	-	-	-	-	-	T	5	
6.7	5.1	4.5	3.6	-	1.9	1.6	-	-	-	-	-	-	-	M	6	
6.7	6.0	3.8	4.8	3.2	1.9	1.0	0.6	0.5	1.0	-	-	-	-	F	6	
9.3	5.2	3.5	4.1	2.4	1.0	-	-	-	-	-	-	-	-	T	6	
8.6	4.9	3.4	3.6	2.1	0.9	-	-	-	-	-	-	-	-	M	1	812/813 INSTITUTIONS DE CREDIT
7.4	6.6	6.1	5.1	5.1	3.6	2.8	2.6	1.9	1.3	1.4	0.5	-	-	F	1	
10.1	5.2	4.3	5.2	2.7	2.0	1.4	1.9	0.7	0.5	0.5	0.7	-	-	T	1	
7.9	6.3	5.7	5.1	4.6	3.3	2.5	2.5	1.6	1.1	1.2	0.6	-	-	M	2	
-	-	-	-	-	-	-	-	-	-	-	-	-	-	F	2	
-	-	-	-	-	-	-	-	-	-	-	-	-	-	T	2	
0.3	0.1	0.2	0.4	0.4	0.4	0.5	0.8	1.0	1.4	1.9	1.8	-	-	M	3	
0.3	0.1	0.2	0.4	0.4	0.4	0.5	0.8	1.0	1.4	1.9	1.8	-	-	F	3	
6.2	7.8	8.6	9.6	10.3	10.0	8.9	8.3	6.0	4.3	2.9	1.6	-	-	T	3	
5.9	12.2	9.4	9.1	9.1	11.1	13.5	7.5	4.6	2.4	1.5	1.1	-	-	M	4	
6.2	8.2	8.7	9.6	10.2	10.1	9.4	8.2	5.9	4.1	2.7	1.6	-	-	F	4	
9.0	7.5	6.1	4.5	3.5	2.7	2.3	1.6	1.2	0.8	0.6	0.5	-	-	T	4	
9.9	7.7	5.2	3.5	3.0	2.4	1.3	0.7	0.6	0.5	0.3	0.2	-	-	M	5	
9.1	7.6	5.9	4.3	3.4	2.7	2.1	1.4	1.1	0.8	0.5	0.4	-	-	F	5	
11.4	9.3	7.3	5.9	3.1	1.4	0.8	0.5	0.4	0.4	0.1	0.3	-	-	T	5	
2.7	1.8	1.5	1.2	0.2	0.7	0.4	-	-	-	-	-	-	-	M	6	
8.6	6.9	5.4	4.4	2.2	1.2	0.7	0.4	0.4	0.3	0.1	0.3	-	-	F	6	
7.6	5.3	3.4	1.9	1.3	0.8	0.3	0.4	0.3	0.2	0.2	0.0	-	-	T	6	
4.5	2.5	1.4	-	0.7	-	-	-	-	-	-	-	-	-	M	1	
7.4	5.1	3.3	1.8	1.3	0.7	0.3	0.4	0.3	0.2	0.2	0.0	-	-	F	1	
6.8	6.4	5.8	5.3	4.9	4.3	3.8	3.4	2.5	1.9	1.4	0.9	-	-	T	1	
7.5	7.2	5.1	4.0	3.5	3.7	3.4	1.9	1.3	0.8	0.5	0.4	-	-	M	2	
6.9	6.5	5.7	5.1	4.7	4.3	3.8	3.2	2.3	1.7	1.3	0.9	-	-	F	2	

TAB.C7

QUANTILES OF DISTRIBUTION  
OF FULL-TIME EMPLOYEES ACCORDING TO  
GROSS MONTHLY PAY CORRECTED  
BY ACTIVITY, SEX AND QUALIFICATION

QUANTILES DE LA DISTRIBUTION  
DES SALAIRES A TEMPS PLEIN SELON LA  
REMUNERATION MENSUELLE BRUTE CORRIGEE  
PAR ACTIVITE, SEXE ET QUALIFICATION

ACTIVITY	NACE	Q U A L I F I C A T I O N	S E X	QUANTILES				
				Q(0,10)	Q(0,25)	Q(0,50)	Q(0,75)	Q(0,90)
CREDIT INSTS. WITH STAFF OF CIV. SERV. STATUS			1 M	-	-	-	-	-
			1 F	-	-	-	-	-
			2 M	1017891	1051589	1161198	1428516	1846500
			2 F	1060000	1132500	1150000	1187500	1290000
			3 M	1018067	1052604	1160539	1423438	1839500
			3 F	497514	529968	574696	698529	1092581
			4 M	481468	494147	525446	609135	681912
			4 F	493337	525743	570979	677328	1077016
			5 M	384482	411976	468444	608627	712536
			5 F	378533	398777	422215	511895	613750
			6 M	382720	408632	452336	593612	696674
			6 F	361875	387662	428598	482333	539184
CREDIT INSTS. WITH STAFF OF COLL. AGRY. STATUS			1 M	327656	358208	378444	396110	418786
			1 F	354987	377207	410045	462695	525051
			2 M	324912	340446	374286	431897	489464
			2 F	309853	324632	363750	410938	445625
			3 M	321453	339397	373370	428770	484052
			3 F	379539	422725	531214	685505	1138631
			4 M	354231	386420	419779	511232	618256
			4 F	375465	413951	513222	649037	1106192
			5 M	949015	1277056	1485658	1746954	1964071
			5 F	943007	1275234	1482232	1746244	1968649
			6 M	758769	851505	975025	1168116	1399582
			6 F	761120	837854	916456	1096339	1308431
CREDIT INSTS. WITH STAFF OF OTHER STATUS			1 M	758811	851279	974470	1167514	1398988
			1 F	463390	506489	568936	641313	733172
			2 M	468974	507621	566924	620298	682441
			2 F	463907	506593	568733	639136	727696
			3 M	329361	370991	417292	482276	564272
			3 F	327703	375417	417462	475010	549958
			4 M	329046	371745	417327	480875	561594
			4 F	314097	362954	420316	481790	539776
			5 M	288828	312700	352647	390407	422279
			5 F	299955	339279	391125	454890	519903
			6 M	278710	316848	365533	423621	485925
			6 F	212115	271124	324812	385331	441489
CREDIT INSTITUTIONS	812/813		1 M	277511	315710	364912	422703	484949
			1 F	339674	398803	489703	624366	908980
			2 M	317722	364396	421951	510316	602816
			2 F	335201	392532	478572	607030	869266
			3 M	1104292	1190791	1362757	1803666	2400000
			3 F	1109962	1197041	1383748	1773495	2384942
			4 M	775497	801808	917340	1129745	1384942
			4 F	688926	725812	844560	1153537	1237611
			5 M	773057	800320	916184	1129960	1379820
			5 F	521202	561512	613993	682612	807039
			6 M	550328	579494	628028	686936	756074
			6 F	521903	562996	615055	683000	799992
CREDIT INSTITUTIONS	812/813		1 M	357422	405569	447719	505725	559153
			1 F	378416	416043	453908	503138	571573
			2 M	360661	407952	448961	505280	563542
			2 F	319563	369329	418910	487800	579736
			3 M	319605	367023	405455	444730	528512
			3 F	319586	367662	410941	473292	555197
			4 M	296336	325191	371245	437938	517674
			4 F	261944	284351	306805	324891	408098
			5 M	285419	316225	360612	431654	505764
			5 F	346576	409409	487335	615260	866763
			6 M	327683	390818	438804	507663	610701
			6 F	343161	405227	475180	589972	815421
CREDIT INSTITUTIONS	812/813		1 M	981581	1264406	1474827	1758022	1986833
			1 F	939784	1376155	1386251	1396346	1579284
			2 M	979595	1265632	1460234	1754247	1984857
			2 F	766667	851276	986286	1176697	1422457
			3 M	725432	824433	922387	1131347	1293864
			3 F	766059	850772	985742	1175929	1421265
			4 M	466744	510451	572806	644994	746161
			4 F	471747	508253	569049	623450	688663
			5 M	467203	510248	572266	642934	740204
			5 F	332952	377053	422948	480416	574040
			6 M	332340	380955	423062	482484	559302
			6 F	332836	377855	422972	486766	570958
CREDIT INSTITUTIONS	812/813		1 M	318276	366699	421133	482432	542821
			1 F	292236	321298	364767	403062	442380
			2 M	304102	347215	396416	457353	523941
			2 F	281268	319803	366519	425877	489350
			3 M	221147	285214	317321	373288	433397
			3 F	279713	317462	364813	424065	487701
			4 M	342006	401646	491396	626047	920306
			4 F	319767	370166	424577	509952	604527
			5 M	337552	395366	479710	607331	877001
			5 F					
			6 M					
			6 F					

TAB.C7

QUANTILES OF DISTRIBUTION  
OF FULL-TIME EMPLOYEES ACCORDING TO  
GROSS ANNUAL PAY  
BY ACTIVITY, SEX AND QUALIFICATION

QUANTILES DE LA DISTRIBUTION  
DES SALARIES A TEMPS PLEIN SELON LA  
REMUNERATION ANNUELLE BRUTE  
PAR ACTIVITE, SEXE ET QUALIFICATION

QUANTILES					SEX	QUALIFICATION	MACE	ACTIVITE
Q(0,10)	Q(0,25)	Q(0,50)	Q(0,75)	Q(0,90)				
-	-	-	-	-	M	1		INST. DE CREDIT DONT PERSONNEL ASS. FONCT.
12210625	12610000	13925000	16910000	20887500	F	2		
12720000	13590000	13800000	14250000	15480000	T	2		
12212784	12622131	13917647	16875000	20865000	F	3		
5988107	6371645	6907095	8429348	13342258	T	3		
5780339	5938983	6322222	7338462	8191765	F	4		
5934342	6321830	6864535	8160294	13165227	T	4		
4728851	5050342	6073944	7453311	8460000	F	5		
4564839	4840318	5143151	6309375	7343333	T	5		
4677653	4990876	5798889	7274579	8330160	F	6		
4362941	4674126	5200000	5713846	6363600	T	6		
4201324	4348897	4572472	4760393	5050385	F	1		
4298294	4563039	4989643	5580114	6238421	T	1		
3929754	4136680	4630714	5280804	5950800	F	2		
3726000	3925000	4425000	4897500	5370000	T	2		
3907786	4122137	4605000	5237288	5880000	F	3		
4650506	5241262	6507824	8389000	13732000	T	3		
4316887	4686328	5118132	6273958	7455750	F	4		
4576656	5085779	6336261	7990610	13459254	T	4		
11380051	15967807	18226713	21931657	-	F	1		INST. DE CREDIT DONT PERSONNEL BEN. CONV. COLLECT.
11362325	15918950	18217529	21934015	-	T	1		
8968931	10325595	11972588	14244292	16886220	F	2		
8754134	9760486	11312158	13030734	16872009	T	2		
8962496	10319531	11968037	14238284	16886002	F	3		
5487734	6073909	6870306	7695206	8574611	T	3		
5389422	5908988	6697674	7357066	7882674	F	4		
5479348	6055732	6856064	7657955	8515878	T	4		
4221507	4678806	5154833	5926487	6900908	F	5		
4153980	4614762	5059401	5729605	6542711	T	5		
4210560	4665482	5134795	5886606	6842148	F	6		
4017988	4556372	5203522	5876166	6449900	T	6		
3434764	3904090	4323389	4672119	5044811	F	1		
3749552	4290831	4835744	5617623	6280951	T	1		
3654159	4109964	4629070	5277690	5909049	F	2		
1976357	2665783	4091407	4619318	5634206	T	2		
3628242	4094045	4613944	5269374	5904650	F	3		
4381259	4996597	6034505	7636373	11511657	T	3		
4000436	4531242	5147904	6144619	7260935	F	4		
4312553	4918067	5897585	7431626	11006479	T	4		
14210521	15851021	19942613	22416462	-	F	1		INST. DE CREDIT DONT PERSONNEL AUTRES STATUTS
14295694	16522201	19252736	22283350	-	T	1		
9671009	11198582	12763206	15429291	18979726	F	2		
9417951	9798318	10468179	13892626	17837135	T	2		
9658519	11122411	12726279	15415626	18941488	F	3		
6117082	6705965	7259526	8033232	9231808	T	3		
6450679	6850244	7566310	8127733	8957857	F	4		
6136689	6717754	7280517	8041368	9210134	T	4		
4287902	4822910	5295091	5987709	6576009	F	5		
4482810	4801890	5203318	5841000	6598650	T	5		
4328628	4817765	5275338	5965387	6581717	F	6		
3467842	4509470	5018608	5882219	6783031	T	6		
3579347	4121817	4616371	5401183	6215129	F	1		
3517500	4265945	4837214	5644769	6552709	T	1		
3701997	4208793	4739034	5502482	6313013	F	2		
2799341	2980319	4275806	4581879	5292634	T	2		
3623707	4136202	4654339	5427938	6209102	F	3		
4328657	4925485	5850453	7404891	11894025	T	3		
3962738	4543524	5067032	5967392	7247641	F	4		
4251067	4837666	5646561	7071345	11121315	T	4		
11765380	15936392	18497387	22031043	-	F	1	812/813	INSTITUTIONS DE CREDIT
11277408	16527411	16648558	16769704	-	T	1		
11737200	15964535	18263291	21988376	-	F	2		
9114717	10495054	12215872	14553639	17316066	T	2		
8855942	9836130	11465302	13724260	17277512	F	3		
9109371	10481834	12211467	14542696	17315131	T	3		
5528763	6127891	6905135	7726421	8682260	F	4		
5428723	5937437	6730738	7394758	7975644	T	4		
5520242	6107700	6891002	7692384	8626140	F	5		
4248401	4714632	5197443	5995414	6991938	T	5		
4208101	4655270	5081483	5762594	6617517	F	6		
4240672	4701402	5174343	5950306	6917196	T	6		
4038301	4567018	5179815	5864342	6478361	F	1		
3487030	3976502	4390764	4776401	5353184	T	1		
3765507	4315156	4850962	5616379	6317027	F	2		
3674136	4120210	4641591	5302038	5944636	T	2		
2249887	3174826	4207741	4655581	5481387	F	3		
3642732	4089552	4618552	5285794	5931978	T	3		
4389523	4998620	6042592	7647014	11763715	F	4		
4010121	4544344	5130363	6128195	7270871	T	4		
4317926	4916197	5891350	7424743	11208206	F	5		

**TAB.C8**

GROSS MONTHLY PAY(CORRECTED) OF  
PART-TIME EMPLOYEES :  
MEAN(M) AND COEFFICIENT OF VARIATION  
(CV) ACCORDING TO ACTIVITY,SEX AND  
QUALIFICATION

M

ACTIVITY	NACE	SEX	QUALIFICATION						TOG. ENS.	
			1	2	3	4	5	6		
CREDIT INSTS. WITH STAFF OF CIV. SERV. STATUS	812/813	M	-	-	-	-	-	318384	-	332092
CREDIT INSTS. WITH STAFF OF COLL. AGRT. STATUS		F	-	-	-	-	-	327113	-	327113
CREDIT INSTS. WITH STAFF OF OTHER STATUS		T	-	-	-	-	-	325017	-	328374
CREDIT INSTS. WITH STAFF OF CIV. SERV. STATUS		M	-	-	-	437621	-	318046	-	426048
CREDIT INSTS. WITH STAFF OF COLL. AGRT. STATUS		F	-	-	-	459339	-	326922	-	340516
CREDIT INSTS. WITH STAFF OF OTHER STATUS		T	-	-	677413	445272	-	325968	-	354900
CREDIT INSTS. WITH STAFF OF CIV. SERV. STATUS		M	-	-	-	-	-	-	-	-
CREDIT INSTS. WITH STAFF OF COLL. AGRT. STATUS		F	-	746623	-	-	-	-	-	609992
CREDIT INSTS. WITH STAFF OF OTHER STATUS		T	-	753381	-	-	-	-	-	623210
CREDIT INSTS. WITH STAFF OF CIV. SERV. STATUS		M	-	-	660138	447075	-	318202	-	415647
CREDIT INSTS. WITH STAFF OF COLL. AGRT. STATUS		F	-	758462	-	459339	-	324712	-	371235
CREDIT INSTS. WITH STAFF OF OTHER STATUS		T	-	782923	667878	450955	-	323806	-	379242

**TAB.C9**

INDEX OF MEAN GROSS  
MONTHLY PAY (CORRECTED) OF  
PART-TIME EMPLOYEES  
ACCORDING TO ACTIVITY,SEX  
AND QUALIFICATION

( PAY OF ALL FULL-TIME EES. = 100 )

INDICE DE LA REMUNERATION  
MENSUELLE BRUTE CORRIGEE  
DES SALAIRES A TEMPS PARTIEL  
SELON L'ACTIVITE, LE SEXE  
ET LA QUALIFICATION

( REM. DE L'ENS. DES SAL. A TEMPS PLEIN = 100 )

ACTIVITY	NACE	SEX	QUALIFICATION						TOG. ENS.	
			1	2	3	4	5	6		
CREDIT INSTS. WITH STAFF OF CIV. SERV. STATUS	812/813	M	-	-	-	-	-	95.9	-	100.0
CREDIT INSTS. WITH STAFF OF COLL. AGRT. STATUS		F	-	-	-	-	-	100.0	-	100.0
CREDIT INSTS. WITH STAFF OF OTHER STATUS		T	-	-	-	-	-	99.0	-	100.0
CREDIT INSTS. WITH STAFF OF CIV. SERV. STATUS		M	-	-	-	102.7#	-	74.7	-	100.0#
CREDIT INSTS. WITH STAFF OF COLL. AGRT. STATUS		F	-	-	-	134.9	-	96.0	-	100.0
CREDIT INSTS. WITH STAFF OF OTHER STATUS		T	-	-	190.8#	125.4	-	91.8	-	100.0
CREDIT INSTS. WITH STAFF OF CIV. SERV. STATUS		M	-	-	-	-	-	-	-	-
CREDIT INSTS. WITH STAFF OF COLL. AGRT. STATUS		F	-	122.4	-	-	-	-	-	100.0#
CREDIT INSTS. WITH STAFF OF OTHER STATUS		T	-	120.9	-	-	-	-	-	100.0#
CREDIT INSTS. WITH STAFF OF CIV. SERV. STATUS		M	-	-	158.8#	107.6	-	76.6	-	100.0
CREDIT INSTS. WITH STAFF OF COLL. AGRT. STATUS		F	-	204.3	-	123.7	-	87.5	-	100.0
CREDIT INSTS. WITH STAFF OF OTHER STATUS		T	-	206.4	176.1#	118.9	-	85.4	-	100.0



TAB.C8

REMUNERATION MENSUELLE BRUTE  
CORRIGEE DES SALAIRES A TEMPS PARTIEL  
MOYENNE (M) ET COEFFICIENT DE  
VARIATION(CV) SELON L ACTIVITE,  
LE SEXE ET LA QUALIFICATION

CV

QUALIFICATION								TOG. ENS.	S E X E	NACE	ACTIVITE
1	2	3	4	5	6	(°)					
-	-	-	-	-	22.5	-	26.1	M		INST. DE CREDIT	
-	-	-	-	-	21.1	-	21.1	F		DONT PERSONNEL	
-	-	-	-	-	21.5	-	22.5	T		ASS. FONCT.	
-	-	-	22.4#	-	21.0	-	52.8#	M		INST. DE CREDIT	
-	-	-	13.2	-	48.5	-	51.8	F		DONT PERSONNEL	
-	-	32.8#	19.6	-	46.5	-	53.0	T		BEN. CONV. COLLECT.	
-	-	-	-	-	-	-	-	M		INST. DE CREDIT	
-	12.6	-	-	-	-	-	38.1#	F		DONT PERSONNEL	
-	12.1	-	-	-	-	-	36.6#	T		AUTRES STATUTS	
-	-	25.0#	21.2	-	21.7	-	50.4	M	812/813	INSTITUTIONS	
-	13.7	-	13.2	-	43.1	-	51.5	F		DE CREDIT	
-	20.7	32.9#	19.0	-	40.9	-	51.5	T			

TAB.C9

INDEX OF MEAN GROSS  
MONTHLY PAY (CORRECTED) OF  
PART-TIME FEMALE EMPLOYEES  
ACCORDING TO ACTIVITY  
AND QUALIFICATION

( PAY OF FULL-TIME MALE = 100 )

INDICE DE LA REMUNERATION  
MENSUELLE BRUTE CORRIGEE  
DES SALAIRES FEMININS A TEMPS PARTIEL  
SELON L ACTIVITE  
ET LA QUALIFICATION

( REM. DES SAL. MASC. A TEMPS PLEIN = 100 )

QUALIFICATION								TOG. ENS.	S E X E	NACE	ACTIVITE
1	2	3	4	5	6	(°)					
-	-	-	-	-	100.0	-	100.0	M		INST. DE CREDIT	
-	-	-	-	-	102.7	-	98.5	F		DONT PERSONNEL	
-	-	-	100.0#	-	100.0	-	100.0#	M		ASS. FONCT.	
-	-	-	105.0	-	102.8	-	79.9	F		INST. DE CREDIT	
-	-	-	-	-	-	-	-	M		DONT PERSONNEL	
-	92.5	-	-	-	-	-	81.9#	F		BEN. CONV. COLLECT.	
-	-	100.0#	100.0	-	100.0	-	100.0	M	812/813	INST. DE CREDIT	
-	82.2	-	102.7	-	102.0	-	89.3	F		DONT PERSONNEL	
-	-	-	-	-	-	-	-	M		AUTRES STATUTS	
-	-	-	-	-	-	-	-	F		INSTITUTIONS	
-	-	-	-	-	-	-	-	M		DE CREDIT	

**TAB.C10**

GROSS ANNUAL PAY OF PART-TIME  
EMPLOYEES :  
MEAN(M) AND COEFFICIENT OF VARIATION  
(CV) ACCORDING TO ACTIVITY,SEX AND  
QUALIFICATION

M

ACTIVITY	NACE	SEX	QUALIFICATION							TOG. ENS.	
			1	2	3	4	5	6	(*)		
CREDIT INSTS. WITH STAFF OF CIV. SERV. STATUS		M	-	-	.	.	-	-	4028052	-	4192406
CREDIT INSTS. WITH STAFF OF COLL. AGRT. STATUS		F	-	-	.	.	-	-	4267197	-	4267197
CREDIT INSTS. WITH STAFF OF OTHER STATUS		T	-	-	.	.	-	-	4211839	-	4248839
CREDIT INSTITUTIONS	812/813	M	-	-	.	.	-	-	3374410#	-	4654271#
		F	-	-	.	.	-	-	4215469	-	4377924
		T	-	-	.	.	5246351#	-	4106934	-	4428940
		M	-	-	.	.	-	-	-	-	-
		F	-	10336932	.	.	-	-	-	-	8281949#
		T	-	10416025	.	.	-	-	-	-	8357761#
		M	-	-	.	.	5116073#	-	3670290	-	4739352
		F	-	10381213	.	.	-	-	4178904	-	4932562
		T	-	10544002	.	.	5211978#	-	4100279	-	4896702

**TAB.C11**

INDEX OF MEAN GROSS  
ANNUAL PAY OF PART-TIME  
EMPLOYEES  
ACCORDING TO ACTIVITY,SEX  
AND QUALIFICATION  
( PAY OF ALL FULL-TIME EES. = 100 )

INDICE DE LA REMUNERATION  
ANNUELLE BRUTE MOYENNE DES  
SALARIES A TEMPS PARTIEL  
SELON L'ACTIVITE, LE SEXE  
ET LA QUALIFICATION  
( REM. DE L'EMS. DES SAL. A TEMPS PLEIN = 100 )

ACTIVITY	NACE	SEX	QUALIFICATION							TOG. ENS.	
			1	2	3	4	5	6	(*)		
CREDIT INSTS. WITH STAFF OF CIV. SERV. STATUS		M	-	-	.	.	-	-	96.1	-	100.0
CREDIT INSTS. WITH STAFF OF COLL. AGRT. STATUS		F	-	-	.	.	-	-	100.0	-	100.0
CREDIT INSTS. WITH STAFF OF OTHER STATUS		T	-	-	.	.	-	-	99.1	-	100.0
CREDIT INSTITUTIONS	812/813	M	-	-	.	.	-	-	72.5#	-	100.0#
		F	-	-	.	.	-	-	96.3	-	100.0
		T	-	-	.	.	118.5#	-	92.7	-	100.0
		M	-	-	.	.	-	-	-	-	-
		F	-	124.8	.	.	-	-	-	-	100.0#
		T	-	124.6	.	.	-	-	-	-	100.0#
		M	-	-	.	.	107.9#	-	77.4	-	100.0
		F	-	210.5	.	.	-	-	84.7	-	100.0
		T	-	215.3	.	.	106.4#	-	83.7	-	100.0

TAB.C10

REMUNERATION ANNUELLE BRUTE  
DES SALARIES A TEMPS PARTIEL  
MOYENNE(M) ET COEFFICIENT DE  
VARIATION(CV) SELON L ACTIVITE,  
LE SEXE ET LA QUALIFICATION

CV

QUALIFICATION								TOG. ENS.	SEXE	NACE	ACTIVITE
1	2	3	4	5	6	(*)					
-	-	-	-	-	35.0	-	35.3	M		INST. DE CREDIT	
-	-	-	-	-	31.7	-	31.7	F		DONT PERSONNEL	
-	-	-	-	-	32.5	-	32.6	T		ASS. FONCT.	
-	-	-	-	-	35.6#	-	66.0#	M		INST. DE CREDIT	
-	-	-	-	-	61.1	-	62.3	F		DONT PERSONNEL	
-	-	-	34.8#	-	59.9	-	63.2	T		BEN. CONV. COLLECT.	
-	-	-	-	-	-	-	-	M		INST. DE CREDIT	
-	10.8	-	-	-	-	-	41.8#	F		DONT PERSONNEL	
-	10.6	-	-	-	-	-	41.7#	T		AUTRES STATUTS	
-	-	-	39.9#	-	36.5	-	61.0	M	812/813	INSTITUTIONS	
-	10.7	-	-	-	54.3	-	60.0	F		DE CREDIT	
-	16.4	-	34.3#	-	52.7	-	60.2	T			

TAB.C11

INDEX OF MEAN GROSS  
ANNUAL PAY OF PART-TIME  
FEMALE EMPLOYEES  
ACCORDING TO ACTIVITY  
AND QUALIFICATION

( PAY OF FULL-TIME MALE = 100 )

INDICE DE LA REMUNERATION  
ANNUELLE BRUTE MOYENNE DES  
SALARIES FEMININS A TEMPS PARTIEL  
SELON L ACTIVITE  
ET LA QUALIFICATION

( REM. DES SAL. MASC. A TEMPS PLEIN = 100 )

QUALIFICATION								TOG. ENS.	SEXE	NACE	ACTIVITE
1	2	3	4	5	6	(*)					
-	-	-	-	-	100.0	-	100.0	M		INST. DE CREDIT	
-	-	-	-	-	105.9	-	101.8	F		DONT PERSONNEL	
-	-	-	-	-	100.0#	-	100.0#	M		ASS. FONCT.	
-	-	-	-	-	124.9	-	94.1	F		INST. DE CREDIT	
-	-	-	-	-	-	-	-	M		DONT PERSONNEL	
-	91.0	-	-	-	-	-	88.9#	F		BEN. CONV. COLLECT.	
-	-	-	100.0#	-	100.0	-	100.0	M	812/813	INST. DE CREDIT	
-	88.4	-	-	-	113.9	-	104.1	F		DONT PERSONNEL	
-	-	-	-	-	-	-	-	M		AUTRES STATUTS	
-	-	-	-	-	-	-	-	F		INSTITUTIONS	
-	-	-	-	-	-	-	-	M		DE CREDIT	



Series **D**  
Série **D**

TAB.D1

EMPLOYEES ACCORDING TO ACTIVITY, SEX, QUALIFICATION, SIZE OF ENTERPRISE AND TYPE OF EMPLOYMENT

( % )

ACTIVITY	NACE	O U A L I F I C A T I O N	S E X	TYPE OF EMPLOYMENT		REGIME DE TRAVAIL		TYPE OF EMPLOYMENT							
				FULL-TIME		TEMPS-PLEIN		PART-TIME							
				SIZE OF ENTERPRISE (NUMBER OF EMPLOYEES)											
		10	50	100	200	500	>= 1000	TOT. ENS.	10	50	100	200			
		49	99	199	499	999	(*)		49	99	199	499			
CREDIT INSTS. WITH STAFF OF CIV. SERV. STATUS			M	1	-	-	-	-	-	-	-	-	-		
				2	-	-	-	-	-	100.0	-	100.0	-	-	
				3	-	-	-	-	-	100.0	-	100.0	-	-	
				4	-	-	-	-	-	100.0	-	100.0	-	-	
				5	-	-	-	-	-	100.0	-	100.0	-	-	
				6	-	-	-	-	-	100.0	-	100.0	-	-	
				T	-	-	-	-	-	100.0	-	100.0	-	-	-
				F	-	-	-	-	-	100.0	-	100.0	-	-	-
				M	-	-	-	-	-	100.0	-	100.0	-	-	-
				F	-	-	-	-	-	100.0	-	100.0	-	-	-
				T	-	-	-	-	-	100.0	-	100.0	-	-	-
				CREDIT INSTS. WITH STAFF OF COLL. AGRT. STATUS			M	1	55.5	11.4	7.9	10.9	6.6	7.7	-
2	55.5	11.3	7.9					10.9	6.6	7.6	-	-	-	-	
3	9.5	4.5	3.8					10.7	6.6	65.0	-	-	-	-	
4	9.5	4.5	3.8					10.7	6.6	54.3	-	-	-	-	
5	8.5	4.6	5.2					13.1	7.2	61.4	-	-	-	-	
6	7.9	4.6	4.2					11.8	6.5	65.0	-	-	-	-	
T	8.5	4.6	5.1					13.0	7.1	61.7	-	-	-	-	
F	11.6	5.3	5.4					12.8	6.3	58.7	-	-	-	-	
M	7.3	5.9	5.6					12.7	7.1	61.5	-	-	-	-	
F	10.8	5.4	5.4					12.8	6.5	59.2	-	-	-	-	
T	10.4	6.3	5.7					11.7	6.7	59.2	-	-	-	-	
F	12.2	8.7	7.8					9.2	11.9	50.2	-	-	-	-	
CREDIT INSTS. WITH STAFF OF OTHER STATUS			M	1	11.0	7.1	6.4	10.9	8.4	56.1	-	-	-		
				2	9.3	4.7	5.0	12.9	7.5	60.6	-	-	-		
				3	38.1	4.6	9.1	6.4	5.6	38.1	-	44.9	-	4.2	
				4	10.0	5.0	5.1	12.7	7.4	60.1	-	41.0	-	4.5	
				5	10.5	5.0	5.2	12.5	6.7	60.0	-	-	-	13.2	
				6	8.9	6.2	5.8	11.7	7.9	59.5	-	-	-	5.0	
				T	10.3	5.2	5.2	12.4	6.9	59.9	-	43.1	3.6	6.6	13.5
				F	35.3	-	-	-	-	44.6	-	36.9	4.2	-	6.6
				M	41.1	-	-	-	-	40.6	-	-	-	-	-
				F	3.3	3.3	8.8	10.8	8.3	65.5	-	-	-	-	-
				T	3.9	3.2	8.6	10.8	8.6	65.0	-	-	-	-	-
				CREDIT INSTITUTIONS	812/813		M	1	7.0	4.7	14.1	30.0	-	44.2	-
2	7.2	5.5	14.2					30.3	-	42.9	-	-	-	-	
3	7.0	3.8	4.4					12.4	17.1	55.4	-	-	-	-	
4	5.6	3.6	6.1					9.7	15.5	59.5	-	-	-	-	
5	6.7	3.7	4.8					11.8	16.8	56.3	-	-	-	-	
6	21.4	4.2	17.9					19.5	-	37.0	-	-	-	-	
T	18.5	5.1	15.1					28.6	-	32.7	-	-	-	-	
F	19.9	4.7	16.5					24.3	-	34.7	-	-	-	-	
M	11.6	4.7	13.9					15.7	5.8	48.4	-	-	-	-	
F	73.5	-	-					-	-	16.0	-	-	-	-	
T	18.4	4.2	12.4					15.1	5.1	44.8	-	-	-	-	
F	8.5	4.0	8.8					16.1	10.3	52.3	-	-	-	-	
CREDIT INSTITUTIONS			M	1	15.0	4.4	8.8	16.7	8.9	46.2	-	-	-		
				2	9.8	4.1	8.8	16.2	10.0	51.1	-	-	-		
				3	52.6	10.2	6.8	9.8	7.6	13.0	-	-	-		
				4	53.3	10.0	6.7	9.8	7.5	12.7	-	-	-		
				5	8.4	4.2	4.1	10.1	6.4	66.9	-	-	-		
				6	8.4	4.2	4.1	10.1	6.4	66.9	-	-	-		
				T	8.4	4.2	4.1	10.1	6.4	66.9	-	-	-		
				F	8.0	4.4	5.5	13.5	6.4	62.1	-	-	-		
				M	7.6	4.9	4.6	12.3	5.8	64.7	-	-	-		
				F	8.0	4.4	5.5	13.4	6.3	62.4	-	-	-		
				T	10.4	4.8	5.0	12.0	7.3	60.5	-	-	-		
				F	6.7	5.3	5.4	11.6	7.9	63.1	-	-	-		
M	9.7	4.9	5.1	12.0	7.4	61.0	-	-	-						
F	10.6	5.5	6.4	11.4	5.3	60.8	-	-	-						
T	12.8	7.5	8.9	12.7	8.8	49.2	-	-	-						
F	11.4	6.2	7.3	11.9	6.6	56.6	-	-	-						
M	9.2	4.5	5.9	12.7	7.0	60.7	-	-	-						
F	47.8	-	4.6	7.3	2.8	36.0	-	34.9	-	3.1					
T	10.8	4.4	5.9	12.5	6.8	59.7	-	30.9	3.1	3.2					
F	9.8	4.7	5.2	12.2	6.7	61.3	-	8.2	-	8.0					
M	9.3	5.6	5.9	11.8	7.6	59.7	-	31.1	3.8	3.4					
F	8.7	4.8	5.3	12.2	6.9	61.1	-	26.2	4.4	4.4					







TAB.D2

SALARIES SELON L ACTIVITE, LE SEXE,  
LA QUALIFICATION, L AGE ET LE REGIME  
DE TRAVAIL

( 3 )

REGIME DE TRAVAIL TEMPS-PARTIEL		ALL TYPES OF EMPLOYMENT		ENS. DES REGIMES DE TRAVAIL		SEX E	Q U A L I F I C A T I O N	MACE	ACTIVITE
AGE (ANNEES REVOLUES)		AGE (ANNEES REVOLUES)		AGE (ANNEES REVOLUES)					
>= 55 (*)	T06. ENS.	< 21	21 30 45	>= 55 (*)	T06. ENS.				
-	-	-	-	-	-	M	1		INST. DE CREDIT DONT PERSONNEL ASS. FONCT.
-	-	-	-	-	-	F	1		
-	-	-	38.3	41.6	20.1	M	2		
-	-	-	-	-	-	F	2		
-	-	-	-	38.1	41.5	M	3		
-	-	-	13.9	62.2	19.5	F	3		
-	-	-	26.3	46.9	19.7	M	4		
-	-	-	15.1	60.7	19.6	F	4		
-	-	2.9	43.3	35.1	14.6	M	5		
-	-	4.3	55.4	30.2	7.3	F	5		
-	-	3.2	45.6	34.2	13.2	M	6		
-	-	1.5	26.8	42.8	20.7	F	6		
-	-	5.7	76.7	15.4	-	M	7		
-	-	2.5	38.3	36.5	16.3	F	7		
-	100.0	2.3	20.1	39.0	22.5	M	8		
31.6	100.0	-	4.9	32.7	33.5	F	8		
27.6	100.0	2.0	16.2	37.4	25.3	M	9		
-	100.0	1.6	26.4	43.6	20.6	F	9		
31.6	100.0	3.4	46.5	30.2	12.5	M	10		
27.1	100.0	1.9	29.7	41.5	19.3	F	10		
-	-	-	-	32.3	45.5	M	11		INST. DE CREDIT DONT PERSONNEL BEN. CONV. COLLECT.
-	-	-	-	-	-	F	11		
-	-	-	-	32.2	45.8	M	12		
-	-	-	-	42.8	46.8	F	12		
-	-	-	-	25.3	66.7	M	13		
-	-	-	-	42.6	47.0	F	13		
-	100.0	-	7.9	63.7	23.2	M	14		
-	100.0	-	7.0	53.7	37.4	F	14		
-	100.0	-	7.8	62.8	24.5	M	15		
-	100.0	1.5	55.8	35.3	6.1	F	15		
-	100.0	6.4	54.4	30.4	8.1	M	16		
-	100.0	2.5	55.5	34.4	6.5	F	16		
-	100.0	1.5	33.9	39.7	19.3	M	17		
-	-	15.9	61.9	19.5	2.3	F	17		
-	-	6.5	43.5	32.7	13.4	M	18		
28.0	100.0	1.4	31.9	40.9	19.3	F	18		
8.9	100.0	4.5	9.5	32.5	45.8	M	19		
11.4	100.0	1.6	30.5	40.3	21.0	F	19		
20.8	100.0	0.8	29.8	45.7	19.0	M	20		
8.5	100.0	6.9	44.7	32.7	14.5	F	20		
10.9	100.0	1.7	32.0	43.9	18.3	M	21		INST. DE CREDIT DONT PERSONNEL AUTRES STATUTS
-	-	-	-	31.6	39.9	F	21		
-	-	-	-	-	-	M	22		
-	-	-	-	37.7	36.3	F	22		
-	-	-	-	59.4	31.6	M	23		
-	100.0	-	-	30.3	55.1	F	23		
-	100.0	-	-	57.5	33.2	M	24		
-	-	-	6.8	73.5	15.6	F	24		
-	-	-	-	44.5	45.3	M	25		
-	-	-	6.6	71.2	18.0	F	25		
-	-	2.4	48.5	42.9	5.2	M	26		
-	-	4.4	51.1	36.9	6.7	F	26		
-	-	2.9	49.1	41.5	5.6	M	27		
-	-	-	35.3	41.8	18.0	F	27		
-	-	7.6	60.4	23.8	7.6	M	28		
-	-	4.2	48.4	32.4	12.5	F	28		
-	-	13.1	36.1	28.9	17.2	M	29		
-	-	28.9	31.9	15.5	-	F	29		
-	-	15.0	35.6	27.3	18.0	M	30		
-	100.0	3.0	31.9	48.2	13.3	F	30		
-	100.0	6.6	47.5	32.2	12.1	M	31		
-	100.0	3.7	35.1	45.0	13.0	F	31		
-	-	-	-	32.2	44.7	M	32	812/813	INSTITUTIONS DE CREDIT
-	-	-	-	-	-	F	32		
-	-	-	-	33.0	44.4	M	33		
-	100.0	-	-	44.1	45.0	F	33		
-	100.0	-	-	27.4	60.0	M	34		
-	100.0	-	-	43.8	45.3	F	34		
-	100.0	-	8.1	64.2	22.6	M	35		
-	-	-	7.8	52.9	37.0	F	35		
-	100.0	-	8.1	63.2	23.9	M	36		
-	100.0	1.7	54.3	36.2	6.4	F	36		
-	100.0	6.0	54.0	31.3	7.9	M	37		
-	100.0	2.6	54.2	35.3	6.7	F	37		
-	-	1.4	33.4	40.2	19.3	M	38		
-	-	13.7	62.3	20.2	3.3	F	38		
-	100.0	5.8	43.8	33.0	13.5	M	39		
22.5	100.0	3.0	31.9	39.3	19.2	F	39		
13.9	100.0	8.9	13.2	29.1	39.2	M	40		
15.2	100.0	3.4	30.4	38.4	20.8	F	40		
17.4	100.0	1.1	29.9	45.9	18.5	M	41		
14.0	100.0	6.6	45.2	32.5	14.0	F	41		
14.7	100.0	1.9	32.2	43.9	17.8	M	42		



TAB.D3

SALARIES SELON L ACTIVITE, LE SEXE,  
LA QUALIFICATION, L ANCIENNETE DANS  
L ENTREPRISE ET LE REGIME DE TRAVAIL

(%)

REGIME DE TRAVAIL TEMPS-PARTIEL		ALL TYPES OF EMPLOYMENT					EMS. DES REGIMES DE TRAVAIL			SEXE	O U A L I F I C A T I O N	NACE	ACTIVITE
ANCIENNETE DANS L ENTREPRISE (ANNEES REVOLUES)													
>= 20	(*)	T06. ENS.	< 2	2 4	5 8	10 19	>= 20	(*)	T06. ENS.				
-	-	-	-	-	-	-	-	-	-	M	1	INST. DE CREDIT DONT PERSONNEL ASS. FONCT.	
-	-	-	-	1.9	2.8	36.2	58.9	-	100.0	F	2		
-	-	-	-	1.9	2.8	36.0	59.2	-	100.0	T			
-	-	-	-	12.7	18.9	45.9	22.2	-	100.0	M	3		
-	-	-	-	14.1	31.5	29.6	24.9	-	100.0	F			
-	-	-	-	12.9	20.1	44.3	22.5	-	100.0	T			
-	-	-	29.1	23.6	3.9	29.6	13.9	-	100.0	M	4		
-	-	-	35.5	28.1	6.4	21.7	8.2	-	100.0	F			
-	-	-	30.3	24.5	4.3	28.1	12.8	-	100.0	T			
-	-	-	16.3	20.0	11.2	38.3	14.2	-	100.0	M	5		
-	-	-	51.3	36.9	7.5	3.9	-	-	100.0	F			
-	-	-	24.3	23.9	10.4	30.4	11.0	-	100.0	T			
-	-	100.0	32.0	20.1	12.9	24.0	11.0	-	100.0	M	6		
7.3	-	100.0	13.5	12.7	13.9	51.0	9.0	-	100.0	F			
7.3	-	100.0	27.2	18.2	13.1	31.0	10.5	-	100.0	T			
-	-	100.0	16.9	17.4	9.2	35.1	21.4	-	100.0	M	1		
7.3	-	100.0	29.5	25.0	11.3	24.3	9.9	-	100.0	F			
7.6	-	100.0	18.9	18.6	9.5	33.3	19.5	-	100.0	T			
-	-	-	6.3	15.8	10.9	27.9	39.1	-	100.0	M	2		
-	-	-	6.4	15.9	10.8	27.7	39.3	-	100.0	F			
-	-	-	3.4	3.4	5.0	37.0	51.1	-	100.0	T			
-	-	-	3.4	3.4	5.0	37.0	51.1	-	100.0	M	3		
-	-	100.0	1.7	6.3	16.8	49.4	25.9	-	100.0	F			
-	-	100.0	1.4	3.4	10.2	45.4	39.7	-	100.0	T			
-	-	100.0	1.6	6.0	16.1	49.0	27.2	-	100.0	M	4		
-	-	100.0	31.2	28.2	16.1	20.0	4.5	-	100.0	F			
-	-	100.0	30.4	24.2	17.7	21.5	6.2	-	100.0	T			
-	-	100.0	31.0	27.4	16.4	20.3	4.8	-	100.0	M	5		
-	-	-	19.2	19.2	16.6	30.3	14.7	-	100.0	F			
-	-	-	44.2	28.7	17.3	9.2	0.6	-	100.0	T			
-	-	-	27.8	22.4	16.9	23.0	9.9	-	100.0	M	6		
-	-	100.0	28.4	22.4	16.3	25.4	7.5	-	100.0	F			
14.0	-	100.0	22.0	18.0	22.4	26.7	10.9	-	100.0	T			
14.2	-	100.0	28.0	22.2	16.7	25.4	7.7	-	100.0	M	1		
13.3	-	100.0	17.4	17.1	14.9	32.4	18.2	-	100.0	F			
13.9	-	100.0	27.0	20.8	16.3	23.9	11.9	-	100.0	T			
13.8	-	100.0	18.8	17.6	15.1	31.2	17.3	-	100.0	M	2		
-	-	-	-	-	-	28.0	42.8	-	100.0	F			
-	-	-	-	-	-	34.5	39.0	-	100.0	T			
-	-	-	-	3.9	6.7	51.3	36.4	-	100.0	M	3		
-	-	100.0	-	-	39.9	29.2	22.8	-	100.0	F			
-	-	100.0	-	4.1	8.9	49.8	35.4	-	100.0	T			
-	-	-	-	5.6	19.1	55.8	18.4	-	100.0	M	4		
-	-	-	-	-	-	39.5	46.1	-	100.0	F			
-	-	-	-	5.4	18.6	54.5	20.6	-	100.0	T			
-	-	-	23.2	28.7	23.1	22.1	2.9	-	100.0	M	5		
-	-	-	17.0	20.6	30.4	25.4	6.5	-	100.0	F			
-	-	-	21.8	26.9	24.7	22.8	3.7	-	100.0	T			
-	-	-	15.3	23.6	24.9	29.4	6.9	-	100.0	M	6		
-	-	-	32.9	32.7	19.3	11.2	-	-	100.0	F			
-	-	-	24.5	28.3	22.0	19.9	5.3	-	100.0	T			
-	-	-	48.0	16.5	14.6	17.3	3.6	-	100.0	M	1		
-	-	-	70.5	-	-	-	-	-	100.0	F			
-	-	-	50.8	16.2	13.6	16.3	3.1	-	100.0	T			
-	-	100.0	19.2	19.2	19.4	31.6	10.7	-	100.0	M	2		
-	-	100.0	23.8	21.9	24.6	21.6	8.2	-	100.0	F			
-	-	100.0	20.1	19.7	20.4	29.5	10.2	-	100.0	T			
-	-	-	6.5	13.5	12.4	27.9	39.7	-	100.0	M	3		
-	-	-	6.5	13.5	12.1	28.8	39.2	-	100.0	F			
-	-	100.0	3.1	3.4	5.1	38.4	50.1	-	100.0	T			
-	-	100.0	-	-	21.8	33.6	38.3	-	100.0	M	4		
-	-	100.0	3.0	3.4	5.3	38.3	49.9	-	100.0	F			
-	-	100.0	1.6	6.6	17.0	48.6	25.3	-	100.0	T			
-	-	100.0	1.2	3.9	11.3	44.3	39.3	-	100.0	M	5		
-	-	100.0	1.5	6.3	16.5	49.1	26.6	-	100.0	F			
-	-	100.0	30.1	28.0	16.3	20.8	4.8	-	100.0	T			
-	-	100.0	28.8	23.9	18.9	22.0	6.3	-	100.0	M	6		
-	-	100.0	29.9	27.2	16.8	21.0	5.1	-	100.0	F			
-	-	-	18.5	19.7	17.0	31.0	13.8	-	100.0	T			
-	-	-	42.2	30.0	17.2	9.3	1.3	-	100.0	M	1		
-	-	100.0	27.0	23.4	17.1	23.2	9.3	-	100.0	F			
12.0	-	100.0	31.1	21.6	15.9	24.3	7.2	-	100.0	T			
11.9	-	100.0	30.2	16.3	17.7	27.4	8.3	-	100.0	M	2		
11.9	-	100.0	31.0	21.1	16.1	24.5	7.3	-	100.0	F			
13.9	-	100.0	17.6	17.3	15.0	32.4	17.6	-	100.0	T			
10.9	-	100.0	26.7	21.2	17.2	23.6	11.2	-	100.0	M	3		
11.5	-	100.0	18.9	17.9	15.4	31.1	16.7	-	100.0	F			

TAB.D4

EMPLOYEES ACCORDING TO ACTIVITY, SEX, QUALIFICATION, SYSTEM OF PAYMENT AND TYPE OF EMPLOYMENT

(%)

ACTIVITY	NACE	Q U A L I F I C A T I O N	S E X	TYPE OF EMPLOYMENT		REGIME DE TRAVAIL		TYPE OF EMPLOYMENT								
				FULL-TIME		TEMPS-PLEIN		PART-TIME								
				SYSTEM OF PAYMENT												
				PAID ON COMM.	REM. A LA COM.	NOT PAID ON COMM.	NON REM A LA COM.	(*)	TOT. ENS.	PAID ON COMM.	REM. A LA COM.	NOT PAID ON COMM.	NON REM A LA COM.			
CREDIT INSTS. WITH STAFF OF CIV. SERV. STATUS			1	M	-	-	-	-	-	-	-	-	-			
				F	-	-	-	-	-	-	-	-	-	-		
				T	-	-	-	-	-	-	-	-	-	-	-	
				2	M	-	100.0	-	-	-	-	-	100.0	-	-	-
					F	-	100.0	-	-	-	-	-	100.0	-	-	-
					T	-	100.0	-	-	-	-	-	100.0	-	-	-
				3	M	-	100.0	-	-	-	-	-	100.0	-	-	-
					F	-	100.0	-	-	-	-	-	100.0	-	-	-
					T	-	100.0	-	-	-	-	-	100.0	-	-	-
				4	M	-	100.0	-	-	-	-	-	100.0	-	-	-
					F	-	100.0	-	-	-	-	-	100.0	-	-	-
					T	-	100.0	-	-	-	-	-	100.0	-	-	-
5	M	-	100.0	-	-	-	-	-	100.0	-	-	-				
	F	-	100.0	-	-	-	-	-	100.0	-	-	-				
	T	-	100.0	-	-	-	-	-	100.0	-	-	-				
6	M	-	100.0	-	-	-	-	-	100.0	-	-	100.0				
	F	-	100.0	-	-	-	-	-	100.0	-	-	100.0				
	T	-	100.0	-	-	-	-	-	100.0	-	-	100.0				
CREDIT INSTS. WITH STAFF OF COLL. AGRT. STATUS			1	M	-	100.0	-	-	-	-	-	-	100.0			
				F	-	100.0	-	-	-	-	-	-	-	100.0		
				T	-	100.0	-	-	-	-	-	-	-	100.0		
				2	M	-	100.0	-	-	-	-	-	100.0	-	-	-
					F	-	100.0	-	-	-	-	-	100.0	-	-	-
					T	-	100.0	-	-	-	-	-	100.0	-	-	-
				3	M	0.2	99.8	-	-	-	-	-	100.0	-	-	100.0
					F	-	99.9	-	-	-	-	-	100.0	-	-	-
					T	0.2	99.8	-	-	-	-	-	100.0	-	-	100.0
				4	M	0.2	99.8	-	-	-	-	-	100.0	-	-	100.0
					F	-	99.8	-	-	-	-	-	100.0	-	-	100.0
					T	0.2	99.8	-	-	-	-	-	100.0	-	-	100.0
5	M	-	99.9	-	-	-	-	-	100.0	-	-	-				
	F	-	99.8	-	-	-	-	-	100.0	-	-	-				
	T	0.2	99.8	-	-	-	-	-	100.0	-	-	100.0				
6	M	0.2	99.8	-	-	-	-	-	100.0	-	-	100.0				
	F	0.3	99.7	-	-	-	-	-	100.0	-	-	96.8				
	T	0.3	99.7	-	-	-	-	-	100.0	-	-	100.0				
CREDIT INSTS. WITH STAFF OF OTHER STATUS			1	M	0.2	99.8	-	-	-	100.0	-	-	99.7			
				F	-	99.8	-	-	-	100.0	-	-	99.7			
				T	0.2	99.8	-	-	-	100.0	-	-	99.7			
				2	M	-	100.0	-	-	-	-	-	100.0	-	-	-
					F	-	100.0	-	-	-	-	-	100.0	-	-	-
					T	-	100.0	-	-	-	-	-	100.0	-	-	-
				3	M	-	99.9	-	-	-	-	-	100.0	-	-	100.0
					F	-	100.0	-	-	-	-	-	100.0	-	-	-
					T	-	99.9	-	-	-	-	-	100.0	-	-	-
				4	M	-	99.6	-	-	-	-	-	100.0	-	-	-
					F	-	100.0	-	-	-	-	-	100.0	-	-	-
					T	-	99.7	-	-	-	-	-	100.0	-	-	-
5	M	11.3	88.7	-	-	-	-	-	100.0	-	-	-				
	F	-	100.0	-	-	-	-	-	100.0	-	-	-				
	T	5.4	94.6	-	-	-	-	-	100.0	-	-	-				
6	M	-	100.0	-	-	-	-	-	100.0	-	-	-				
	F	-	100.0	-	-	-	-	-	100.0	-	-	-				
	T	1.0	99.0	-	-	-	-	-	100.0	-	-	100.0				
CREDIT INSTITUTIONS	812/813		1	M	0.8	100.0	-	-	-	100.0	-	-	93.1			
				F	-	100.0	-	-	-	100.0	-	-	94.8			
				T	-	100.0	-	-	-	100.0	-	-	-			
				2	M	-	100.0	-	-	-	-	-	100.0	-	-	100.0
					F	-	100.0	-	-	-	-	-	100.0	-	-	100.0
					T	-	100.0	-	-	-	-	-	100.0	-	-	100.0
				3	M	0.2	99.8	-	-	-	-	-	100.0	-	-	100.0
					F	-	99.9	-	-	-	-	-	100.0	-	-	-
					T	0.1	99.9	-	-	-	-	-	100.0	-	-	100.0
				4	M	0.2	99.8	-	-	-	-	-	100.0	-	-	100.0
					F	-	99.8	-	-	-	-	-	100.0	-	-	100.0
					T	0.2	99.8	-	-	-	-	-	100.0	-	-	100.0
5	M	1.3	98.7	-	-	-	-	-	100.0	-	-	-				
	F	-	99.8	-	-	-	-	-	100.0	-	-	-				
	T	0.9	99.1	-	-	-	-	-	100.0	-	-	100.0				
6	M	0.2	99.8	-	-	-	-	-	100.0	-	-	99.1				
	F	-	99.1	-	-	-	-	-	100.0	-	-	98.0				
	T	0.3	99.7	-	-	-	-	-	100.0	-	-	98.8				
T	M	0.2	99.8	-	-	-	-	-	100.0	-	-	98.8				
	F	0.2	99.8	-	-	-	-	-	100.0	-	-	98.2				
			T	0.2	99.8	-	-	-	100.0	-	-	98.1				

TAB.D4

SALARIES SELON L ACTIVITE, LE SEXE  
LA QUALIFICATION, LE SYSTEME DE  
REMUNERATION ET LE REGIME DE TRAVAIL

(%)

REGIME DE TRAVAIL TEMPS-PARTIEL		ALL TYPES OF EMPLOYMENT				ENS. DES REGIMES DE TRAVAIL		SEX E	QUALIFICATION	NACE	ACTIVITE
SYSTEME DE REMUNERATION											
(°)	TOT. ENS.	PAID ON COMM.	REM. A LA COM.	NOT PAID ON COM.	NON REM A LA COM.	(°)	TOT. ENS.				
-	-	-	-	-	-	-	-	M	1		INST. DE CREDIT
-	-	-	-	100.0	-	-	100.0	F	2		DONT PERSONNEL
-	-	-	-	100.0	-	-	100.0	F	3		ASS. FONCT.
-	-	-	-	100.0	-	-	100.0	F	4		
-	-	-	-	100.0	-	-	100.0	F	5		
-	-	-	-	100.0	-	-	100.0	F	6		
-	100.0	-	-	100.0	-	-	100.0	F	T		
-	100.0	-	-	100.0	-	-	100.0	F	1		INST. DE CREDIT
-	100.0	-	-	100.0	-	-	100.0	F	2		DONT PERSONNEL
-	100.0	-	-	100.0	-	-	100.0	F	3		BEN. CONV. COLLECT.
-	100.0	0.2	-	99.8	-	-	100.0	F	4		
-	100.0	0.2	-	99.8	-	-	100.0	F	5		
-	100.0	0.2	-	99.8	-	-	100.0	F	6		
-	100.0	0.2	-	99.8	-	-	100.0	F	T		
-	100.0	0.2	-	99.8	-	-	100.0	F	1		INST. DE CREDIT
-	100.0	0.2	-	99.8	-	-	100.0	F	2		DONT PERSONNEL
-	100.0	0.2	-	99.8	-	-	100.0	F	3		autres statuts
-	100.0	0.2	-	99.8	-	-	100.0	F	4		
-	100.0	0.2	-	99.8	-	-	100.0	F	5		
-	100.0	0.2	-	99.8	-	-	100.0	F	6		
-	100.0	0.2	-	99.8	-	-	100.0	F	T		
-	100.0	0.2	-	99.8	-	-	100.0	F	1	812/813	INSTITUTIONS
-	100.0	-	-	100.0	-	-	100.0	F	2		DE CREDIT
-	100.0	-	-	100.0	-	-	100.0	F	3		
-	100.0	-	-	100.0	-	-	100.0	F	4		
-	100.0	-	-	100.0	-	-	100.0	F	5		
-	100.0	-	-	100.0	-	-	100.0	F	6		
-	100.0	-	-	100.0	-	-	100.0	F	T		
-	100.0	0.2	-	99.8	-	-	100.0	F	1		
-	100.0	0.1	-	99.9	-	-	100.0	F	2		
-	100.0	0.2	-	99.8	-	-	100.0	F	3		
-	100.0	0.2	-	99.8	-	-	100.0	F	4		
-	100.0	0.2	-	99.8	-	-	100.0	F	5		
-	100.0	1.3	-	98.7	-	-	100.0	F	6		
-	100.0	0.9	-	99.1	-	-	100.0	F	T		
-	100.0	0.3	-	99.7	-	-	100.0	F	1		
-	100.0	0.3	-	99.7	-	-	100.0	F	2		
-	100.0	0.2	-	99.8	-	-	100.0	F	3		
-	100.0	0.2	-	99.8	-	-	100.0	F	4		
-	100.0	0.2	-	99.8	-	-	100.0	F	5		
-	100.0	0.2	-	99.8	-	-	100.0	F	6		
-	100.0	0.2	-	99.8	-	-	100.0	F	T		

TAB.D5

GROSS MONTHLY PAY(CORRECTED)  
OF FULL-TIME EMPLOYEES:  
MEAN(M) AND COEFFICIENT OF  
VARIATION(CV) ACCORDING TO  
ACTIVITY , SEX , QUALIFICATION  
AND SIZE OF ENTERPRISE

ACTIVITY	NAEC	QUALIFICATION	SEX	SIZE OF ENTERPRISE (NUMBER OF EMPLOYEES)										
				10	50	100	200	500	>=	TOT.				
				49	99	199	499	999	1000	ENS.				
CREDIT INSTS. WITH STAFF OF CIV. SERV. STATUS			M	-	-	-	-	-	-	-	-	-		
				2	F	-	-	-	-	-	-	-	1313759	1313759
					T	-	-	-	-	-	-	-	1174421	1174421
				3	F	-	-	-	-	-	-	-	1311811	1311811
					T	-	-	-	-	-	-	-	692441	692441
				4	F	-	-	-	-	-	-	-	560274	560274
					T	-	-	-	-	-	-	-	679674	679674
				5	F	-	-	-	-	-	-	-	528211	528211
					T	-	-	-	-	-	-	-	463231	463231
				6	F	-	-	-	-	-	-	-	515889	515889
					T	-	-	-	-	-	-	-	442962	442962
				T	F	-	-	-	-	-	-	-	376037	376037
T	-	-	-		-	-	-	-	427370	427370				
CREDIT INSTS. WITH STAFF OF COLL. ABRT. STATUS			M	1330409	1608830	1710247	1753603	1778076	1705194	-	1502549			
				2	F	1328487	1605405	1708804	1763787	1766400	1700600	-	1501010	
					T	896683	968910	970876	977532	1076830	1075598	-	1039564	
				3	F	897088	969098	969628	877440	1130300	991701	-	988238	
					T	542615	563552	569695	583200	1077508	1075004	-	1039122	
				4	F	557444	559416	552993	578156	607735	611347	-	597187	
					T	543902	563177	568439	582780	606736	581538	-	578647	
				5	F	425646	434957	429448	442888	607650	608477	-	595489	
					T	441370	442303	419475	440810	455089	435872	-	436404	
				6	F	427695	436527	427476	442488	465715	426667	-	432849	
					T	398303	383848	407426	411562	457340	434027	-	435718	
				T	F	348778	344074	352830	367425	411223	448120	-	429854	
T	379777	367642	385348		398939	372071	356969	-	357291					
CREDIT INSTS. WITH STAFF OF OTHER STATUS			M	1357421#	-	-	-	-	-	-	-	1510053		
				2	F	1365054#	-	-	-	-	-	-	-	1497931
					T	971512	910874#	957829	1476814	1086838#	931832	-	1007152	
				3	F	956825	910874#	957829	1479712	1060942#	931891	-	954381#	
					T	595302	598928	572755	744151	613854	645560	-	1005530	
				4	F	595550	592850	572064	740097	697919	658185	-	648980	
					T	417425	395097	499240	511245	500205	448706	-	463256	
				5	F	431684	418691	496790	503698	560234#	448307	-	481751	
					T	420018	399863	498508	524846	512519	448844	-	467313	
				6	F	365034	401386	421989#	540829	419078	378036	-	434948	
					T	404877	395072#	466383	443177	-	378036	-	416342	
				T	F	384543	397774	443293	480148	-	399092	-	425253	
T	349874	325772#	428209		484631	442283	354953	-	390341					
CREDIT INSTITUTIONS	812/813		M	1333072	1596765	1710247	1756067	1750079	1654269	-	1503545			
				2	F	1332979	1592611	1708804	1765672	1741705	1651759	-	1377937#	
					T	899553	964435	968143	1026945	1077977	1081772	-	1500566	
				3	F	899822	964676	967176	1028186	1075598	1081055	-	1051118	
					T	545483	565881	570177	605290	607735	617451	-	992002	
				4	F	559976	561329	555115	595416	606736	581533	-	1050470	
					T	546751	565425	569015	604462	607650	614062	-	604523	
				5	F	424985	431146	436440	451091	467888	445362	-	580871	
					T	440259	440187	431938	457509	491826	432481	-	602369	
				6	F	427042	433069	435499	452322	472901	442750	-	444440	
					T	395456	385279	411719	434462	411223	445462	-	441058	
				T	F	365388	351587	393965	402928	372071	361871	-	443777	
T	383427	370943	404105		422389	392602	419691	-	370579					
T	F	369893	363543	388005	398206	407162	374558	-	410005					
	T	302776	273147	273147	392812	351346	361056	-	379751					
T	F	357792	363040	384473	398078	406212	374225	-	330910					
	T	545086	544059	539573	564671	583954	578822	-	377772					
T	F	434935	438515	436526	475652	483478	451533	-	570441					
	T	529738	526363	523058	552063	567853	560838	-	453696					

TAB.D5

REMUNERATION MENSUELLE BRUTE  
CORRIGEE DES SALAIRES A TEMPS PLEIN:  
MOYENNE(M) ET COEFFICIENT DE VARIATION  
(CV) SELON L'ACTIVITE, LE SEXE,  
LA QUALIFICATION ET LA TAILLE  
DE L'ENTREPRISE

CV

TAILLE ENTREPRISE (NOMBRE DE SALAIRES)							SEXE	QUALIFICATION	NACE	ACTIVITE
10	50	100	200	500	>=	TOG.				
49	99	199	499	999	1000	(*)	EMS.			
-	-	-	-	-	-	-	-	M	1	INST. DE CREDIT
-	-	-	-	-	-	-	-	F	1	DONT PERSONNEL
-	-	-	-	-	-	-	-	T	1	ASS. FONCT.
-	-	-	-	-	24.3	-	24.3	M	2	
-	-	-	-	-	7.4	-	7.4	F	2	
-	-	-	-	-	24.2	-	24.2	T	2	
-	-	-	-	-	38.2	-	38.2	M	3	
-	-	-	-	-	17.5	-	17.5	F	3	
-	-	-	-	-	37.7	-	37.7	T	3	
-	-	-	-	-	33.2	-	33.2	M	4	
-	-	-	-	-	22.9	-	22.9	F	4	
-	-	-	-	-	32.2	-	32.2	T	4	
-	-	-	-	-	18.5	-	18.5	M	5	
-	-	-	-	-	9.0	-	9.0	F	5	
-	-	-	-	-	18.4	-	18.4	T	5	
-	-	-	-	-	17.9	-	17.9	M	6	
-	-	-	-	-	12.9	-	12.9	F	6	
-	-	-	-	-	17.6	-	17.6	T	6	
-	-	-	-	-	53.0	-	53.0	M	T	
-	-	-	-	-	28.4	-	28.4	F	T	
-	-	-	-	-	52.8	-	52.8	T	T	
22.9	22.0	19.3	18.6	15.4	21.7	-	24.7	M	1	INST. DE CREDIT
22.9	22.2	19.2	18.9	16.5	22.0	-	24.9	F	1	DONT PERSONNEL
22.5	22.8	26.0	23.8	22.9	27.3	-	26.9	T	2	BEN.COMV.COLLECT.
22.4	22.8	26.0	23.7	22.9	27.3	-	26.9	M	3	
18.8	18.1	20.3	21.9	20.0	29.2	-	26.6	F	3	
20.3	15.2	15.3	24.0	16.8	20.6	-	20.5	T	3	
19.0	17.8	20.0	22.1	19.8	28.6	-	26.2	M	4	
19.4	22.3	19.6	22.6	23.0	23.2	-	22.5	F	4	
20.5	20.6	20.6	24.9	21.8	20.6	-	21.5	T	4	
19.6	22.0	19.8	23.0	22.8	22.7	-	22.3	M	5	
24.6	19.4	32.8	20.1	26.8	21.4	-	23.2	F	5	
21.5	19.6	15.6	15.8	19.5	13.6	-	16.5	T	5	
24.6	20.2	29.1	19.8	24.5	22.4	-	23.3	M	6	
22.5	21.4	22.2	21.2	22.5	23.6	-	23.0	F	6	
31.0	-	25.5	19.2	17.3	15.5	-	25.1	T	6	
23.9	21.4	23.0	21.3	22.5	23.5	-	23.1	M	T	
49.0	49.4	47.6	44.2	46.6	48.0	-	47.7	F	T	
31.4	28.3	27.0	32.2	29.5	27.8	-	28.0	T	T	
48.4	48.3	46.8	43.6	45.9	47.4	-	47.0	M	1	INST. DE CREDIT
27.9#	-	-	-	-	16.4	-	25.5	F	1	DONT PERSONNEL
24.4#	-	-	-	-	16.4	-	24.5	T	1	AUTRES STATUTS
22.8	20.0#	19.9	18.1	34.6#	19.5	-	27.3	M	2	
24.1	20.0#	19.9	18.5	35.3#	19.5	-	33.2#	F	2	
24.6	15.4	12.7	25.1	-	11.7	-	21.9	T	3	
23.5	15.3	12.6	14.5	-	9.1	-	15.0	M	3	
16.5	16.7	12.5	24.5	-	11.7	-	21.4	F	4	
23.7	14.8	17.4	20.6	37.9	16.5	-	24.0	T	4	
18.1	16.5	14.2	25.2	54.1#	12.7	-	31.5	M	4	
25.9	14.0	24.7#	22.4	42.7	15.7	-	26.0	F	5	
16.5	29.3#	18.4	17.6	-	9.8	-	22.4	T	5	
21.8	23.8	22.7	22.1	-	11.0	-	20.4	M	6	
26.9	25.9#	15.1	22.4	16.8	11.6	-	21.5	F	6	
13.7	-	-	22.3	-	16.6	-	23.8	T	6	
23.9	25.9#	15.1	21.9	16.8	4.4	-	19.1	M	T	
56.7	43.0	34.5	46.6	55.1	16.5	-	24.3	F	T	
53.7#	25.1	18.6	34.7	53.0#	42.3	-	46.5	T	T	
56.6	40.6	32.8	46.2	54.8	22.2	-	36.6	M	1	812/813 INSTITUTIONS
23.5	22.1	19.3	19.8	19.0	41.0	-	45.7	F	1	DE CREDIT
23.1	22.3	19.2	20.0	19.7	20.1	-	24.8	T	1	
22.6	22.6	24.9	27.2	24.5	20.3	-	23.8#	M	2	
22.6	22.7	24.9	27.3	24.7	27.6	-	24.9	F	2	
19.4	18.0	19.3	32.2#	29.5#	21.1	-	27.4	T	2	
19.0	15.0	14.5	24.4	24.4	21.1	-	25.1	M	3	
19.5	17.7	14.5	23.6	16.8	27.6	-	27.4	F	3	
18.2	22.1	19.4	18.0	19.8	29.9	-	27.5	T	3	
20.9	20.2	21.1	22.8	29.1	20.3	-	20.2	M	4	
19.5	21.7	19.8	27.0	37.8	24.8	-	26.9	F	4	
24.9	19.0	30.6	23.7	31.3	20.2	-	24.2	T	4	
21.1	22.4	22.5	22.6	26.8	20.2	-	23.9	M	5	
23.9	20.9	27.7	21.8	19.5	24.0	-	24.1	F	5	
23.3	22.3	21.1	22.7	24.5	13.0	-	22.7	T	5	
22.2	-	25.5	23.5	22.1	21.3	-	18.5	M	6	
24.3	22.3	21.8	22.9	17.3	22.8	-	22.2	F	6	
49.7	49.1	45.6	33.5	22.1	15.3	-	23.1	T	6	
37.8	27.9	25.8	45.3	48.0	22.6	-	48.1	M	T	
49.3	47.9	44.5	33.5	37.3	48.4	-	30.3	F	T	
			44.7	47.4	47.7	-	47.4	T	T	

TAB.D6

INDEX OF MEAN GROSS MONTHLY PAY (CORRECTED) OF FULL-TIME EMPLOYEES ACCORDING TO ACTIVITY, SEX, QUALIFICATION AND SIZE OF ENTERPRISE (PAY OF ALL FULL-TIME EES.=100)

INDICE DE LA REMUNERATION MENSUELLE BRUTE CORRIGEE MOYENNE DES SALARIES A TEMPS PLEIN SELON L ACTIVITE, LE SEXE, LA QUALIF. ET LA TAILLE DE L ENTREP. (REM. DE L ENS. DES SAL. A TEMPS PLEIN = 100)

ACTIVITY	MACE	QUALIFICATION	SEX	SIZE OF ENTERPRISE (NUMBER OF EMPLOYEES)									
				10	50	100	200	500	>=	TOT.			
				49	99	199	499	999	1000	ENS.			
CREDIT INSTS. WITH STAFF OF CIV. SERV. STATUS			1 M	-	-	-	-	-	-	-	-	-	
			1 F	-	-	-	-	-	-	-	-	-	-
			2 M	-	-	-	-	-	-	-	-	-	-
			2 F	-	-	-	-	-	-	100.0	-	-	100.0
			3 M	-	-	-	-	-	-	100.0	-	-	100.0
			3 F	-	-	-	-	-	-	100.0	-	-	100.0
			4 M	-	-	-	-	-	-	100.0	-	-	100.0
			4 F	-	-	-	-	-	-	100.0	-	-	100.0
			5 M	-	-	-	-	-	-	100.0	-	-	100.0
			5 F	-	-	-	-	-	-	100.0	-	-	100.0
			6 M	-	-	-	-	-	-	100.0	-	-	100.0
			6 F	-	-	-	-	-	-	100.0	-	-	100.0
			T M	-	-	-	-	-	-	100.0	-	-	100.0
			T F	-	-	-	-	-	-	100.0	-	-	100.0
CREDIT INSTS. WITH STAFF OF COLL. AGRY. STATUS			1 M	88.5	107.1	113.8	116.7	118.3	113.5	-	-	100.0	
			1 F	88.5	107.0	113.8	117.5	117.7	113.3	-	-	100.0	
			2 M	86.3	93.2	93.4	94.0	103.6	103.5	-	-	100.0	
			2 F	86.3	93.2	93.4	94.0	114.4	100.4	-	-	100.0	
			3 M	86.3	93.3	93.3	94.1	103.7	103.5	-	-	100.0	
			3 F	90.9	94.4	95.4	97.7	101.8	102.4	-	-	100.0	
			4 M	95.3	96.7	95.6	99.9	104.9	100.5	-	-	100.0	
			4 F	91.3	94.6	95.5	97.9	102.0	102.2	-	-	100.0	
			5 M	97.5	99.7	98.4	101.5	104.3	99.9	-	-	100.0	
			5 F	102.0	102.2	96.9	101.8	107.6	98.6	-	-	100.0	
			6 M	98.2	100.2	98.1	101.6	105.0	99.6	-	-	100.0	
			6 F	92.7	89.3	94.8	95.7	95.7	104.2	-	-	100.0	
			T M	97.6	96.3	98.8	102.8	104.1	99.9	-	-	100.0	
			T F	93.7	90.7	95.0	98.4	96.8	103.7	-	-	100.0	
CREDIT INSTS. WITH STAFF OF OTHER STATUS			1 M	99.0	97.9	98.0	101.2	106.7	99.4	-	-	100.0	
			1 F	91.1	-	82.4	86.5	106.0	112.5	-	-	100.0	
			2 M	97.5	98.0	97.2	101.3	106.8	99.7	-	-	100.0	
			2 F	96.9	97.0	94.8	96.9	103.5	101.5	-	-	100.0	
			3 M	96.8	97.4	93.8	102.6	103.8	100.3	-	-	100.0	
			3 F	97.2	96.5	94.4	97.7	103.1	101.4	-	-	100.0	
			4 M	89.9#	-	-	-	-	105.0	-	-	100.0	
			4 F	91.1#	-	-	-	-	105.8	-	-	100.0	
			5 M	96.5	90.4#	95.1	146.6	107.9#	92.5	-	-	100.0	
			5 F	95.2	90.6#	95.3	147.2	105.5#	92.7	-	-	100.0	
			6 M	92.2	92.8	88.7	115.3	-	95.1	-	-	100.0	
			6 F	92.2	92.8	88.7	109.4	-	103.1	-	-	100.0	
			T M	92.3	91.9	88.7	114.7	-	95.5	-	-	100.0	
			T F	90.1	85.3	107.8	110.4	108.0	96.9	-	-	100.0	
CREDIT INSTITUTIONS	812/813		1 M	89.6	86.9	103.1	121.2	116.3#	93.3	-	-	100.0	
			1 F	89.9	85.6	106.7	112.3	109.7	96.0	-	-	100.0	
			2 M	88.5	92.3	97.0#	124.3	-	96.4	-	-	100.0	
			2 F	97.2	94.9#	112.0	106.4	-	90.8	-	-	100.0	
			3 M	92.8	93.5	104.2	112.9	-	93.8	-	-	100.0	
			3 F	89.7	83.5#	109.7	124.2	113.3	90.9	-	-	100.0	
			4 M	94.8	-	-	-	-	96.9	-	-	100.0	
			4 F	86.1	85.3#	112.1	126.2	115.8	92.4	-	-	100.0	
			5 M	90.2	86.6	98.0	119.0	101.5	96.8	-	-	100.0	
			5 F	91.8#	83.6	103.3	112.3	119.3#	94.1	-	-	100.0	
			6 M	89.1	87.7	98.9	117.6	104.6	96.7	-	-	100.0	
			6 F	88.7	106.2	113.7	116.8	116.4	110.0	-	-	100.0	
			T M	88.8	106.1	113.9	117.7	116.1	110.1	-	-	100.0	
			T F	85.6	91.8	92.1	97.7	102.6	102.9	-	-	100.0	



TAB.D6

INDEX OF MEAN GROSS  
MONTHLY PAY (CORRECTED)  
OF FULL-TIME FEMALE EMPLOYEES  
ACCORDING TO ACTIVITY,  
QUALIFICATION AND SIZE OF ENTERPRISE  
(PAY OF FULL-TIME MALE EES.=100)

INDICE DE LA REMUNERATION  
MENSUELLE BRUTE CORRIGEE  
MOYENNE DES SALARIES FEMININS  
A TEMPS PLEIN SELON L'ACTIVITE,  
LA QUALIF. ET LA TAILLE DE L'ENTREP.  
(REM. DES SAL. MASC. A TEMPS PLEIN = 100)

TAILLE ENTREPRISE (NOMBRE DE SALARIE)								SEX E	O U A L I F I C A T I O N	NACE	ACTIVITE
10	50	100	200	500	>=	(*)	100.				
49	99	199	499	999	1000		ENS.				
-	-	-	-	-	-	-	-	M	1		INST. DE CREDIT DONT PERSONNEL ASS. FONCT.
-	-	-	-	-	100.0	-	100.0	M	2		
-	-	-	-	-	89.4	-	89.4	F			
-	-	-	-	-	100.0	-	100.0	M	3		
-	-	-	-	-	80.9	-	80.9	F			
-	-	-	-	-	100.0	-	100.0	M	4		
-	-	-	-	-	87.7	-	87.7	F			
-	-	-	-	-	100.0	-	100.0	M	5		
-	-	-	-	-	84.9	-	84.9	F			
-	-	-	-	-	100.0	-	100.0	M	6		
-	-	-	-	-	94.1	-	94.1	F			
-	-	-	-	-	100.0	-	100.0	M	7		
-	-	-	-	-	71.3	-	71.3	F			
100.0	100.0	100.0	100.0	100.0	100.0	-	100.0	M	1		INST. DE CREDIT DONT PERSONNEL BEN.COMV.COLLECT.
100.0	100.0	100.0	100.0	100.0	100.0	-	100.0	M	2		
				105.0	92.2	-	95.1	F			
100.0	100.0	100.0	100.0	100.0	100.0	-	100.0	M	3		
102.7	99.3	97.1	99.1	99.8	95.1	-	96.9	F			
100.0	100.0	100.0	100.0	100.0	100.0	-	100.0	M	4		
103.7	101.7	97.7	99.5	102.3	97.9	-	99.2	F			
100.0	100.0	100.0	100.0	100.0	100.0	-	100.0	M	5		
87.6	89.6	86.6	89.3	90.5	79.7	-	83.1	F			
100.0	100.0	100.0	100.0	100.0	100.0	-	100.0	M	6		
80.8		73.8	83.6	87.2	99.4	-	87.8	F			
100.0	100.0	100.0	100.0	100.0	100.0	-	100.0	M	7		
79.3	79.7	78.5	84.0	79.5	78.4	-	79.4	F			
100.0#	-	-	-	-	100.0	-	100.0	M	1		INST. DE CREDIT DONT PERSONNEL AUTRES STATUTS
100.0	100.0#	100.0	100.0	100.0#	100.0	-	100.0	M	2		
							94.8#	F			
100.0	100.0	100.0	100.0	-	100.0	-	100.0	M	3		
			93.8	-	107.2	-	98.9	F			
100.0	100.0	100.0	100.0	100.0	100.0	-	100.0	M	4		
103.4	106.0	99.5	114.2	112.0#	100.1	-	104.0	F			
100.0	100.0	100.0#	100.0	-	100.0	-	100.0	M	5		
105.2	98.4#	110.5	81.9	-	90.2	-	95.7	F			
100.0	100.0#	100.0	100.0	100.0	100.0	-	100.0	M	6		
86.7	-	-	-	-	87.4	-	82.0	F			
100.0	100.0	100.0	100.0	100.0	100.0	-	100.0	M	7		
85.6#	90.9	88.7	79.3	98.9#	81.8	-	84.1	F			
100.0	100.0	100.0	100.0	100.0	100.0	-	100.0	M	1	812/813	INSTITUTIONS DE CREDIT
							91.6#	F			
100.0	100.0	100.0	100.0	100.0	100.0	-	100.0	M	2		
			110.2#	88.2#	92.6	-	94.4	F			
100.0	100.0	100.0	100.0	100.0	100.0	-	100.0	M	3		
102.7	99.2	97.4	98.4	99.8	94.2	-	96.1	F			
100.0	100.0	100.0	100.0	100.0	100.0	-	100.0	M	4		
103.6	102.1	99.0	101.4	105.1	97.1	-	99.2	F			
100.0	100.0	100.0	100.0	100.0	100.0	-	100.0	M	5		
92.4	91.3	95.7	92.7	90.5	81.2	-	85.9	F			
100.0	100.0	100.0	100.0	100.0	100.0	-	100.0	M	6		
81.9		70.4	98.6	86.3	96.4	-	87.1	F			
100.0	100.0	100.0	100.0	100.0	100.0	-	100.0	M	7		
79.8	80.6	80.9	84.2	82.8	78.0	-	79.5	F			



TAB.D7

REMUNERATION MENSUELLE BRUTE  
CORRIGEE DES SALAIRES A TEMPS PLEIN:  
MOYENNE(M) ET COEFFICIENT DE VARIATION  
(CV) SELON L ACTIVITE , LE SEXE , LA  
QUALIFICATION ET L AGE

CV

AGE (ANNEES REVOLUES)							SEX E	Q U A L I F I C A T I O N	M A C E	A C T I V I T E
< 21	21 28	30 44	45 54	>=	(*)	T O B . E N S				
-	-	-	-	-	-	-	M	1	INST. DE CREDIT DONT PERSONNEL ASS. FONCT.	
-	-	-	-	-	-	-	F	1		
-	-	15.7	23.4	20.7	-	24.3	T	2		
-	-	-	-	-	-	7.4	M	2		
-	-	15.7	23.4	20.8	-	24.2	F	2		
-	7.8	24.6	27.8	28.0	-	38.2	T	3		
-	6.8	9.1	13.8	22.9	-	17.5	M	3		
-	7.7	24.2	29.9	28.8	-	37.7	F	3		
8.6	11.1	29.1	26.4	19.6	-	33.2	T	4		
10.8	8.3	19.9	14.7	15.7	-	22.9	M	4		
9.4	10.6	28.3	26.0	19.1	-	32.2	F	4		
8.7	8.9	16.3	18.4	13.7	-	18.5	T	5		
11.8	8.0	9.3	-	-	-	9.0	M	5		
10.0	8.7	16.3	18.3	14.0	-	18.4	F	5		
5.3	9.7	15.6	16.9	16.5	-	17.9	T	6		
-	-	13.4	12.4	6.9	-	12.9	M	6		
5.6	9.8	15.5	16.8	16.3	-	17.6	F	6		
9.7	14.6	38.7	46.4	49.5	-	53.0	T	1		
11.5	11.8	22.8	28.4	35.3	-	28.4	M	1		
10.5	14.1	38.3	47.0	49.8	-	52.8	F	1		
-	-	23.3	25.6	23.7	-	24.7	T	1		
-	-	-	-	-	-	-	M	2		
-	-	23.3	26.0	23.7	-	24.9	F	2		
-	-	23.4	26.7	24.5	-	26.9	T	2		
-	-	16.4	22.3	-	-	22.3	M	2		
-	-	23.3	26.7	24.5	-	26.9	F	2		
-	14.1	26.0	25.0	21.2	-	26.6	T	3		
-	14.0	20.6	17.6	22.3	-	20.5	M	3		
-	14.1	25.7	24.4	21.2	-	28.2	F	3		
17.6	16.6	19.4	22.2	17.7	-	22.5	T	4		
14.4	14.3	18.0	21.4	17.9	-	21.5	M	4		
16.2	16.2	19.2	22.0	17.8	-	22.3	F	4		
16.0	19.4	21.8	17.5	18.7	-	23.2	T	5		
12.8	13.8	16.2	27.4	-	-	16.5	M	5		
13.3	17.3	21.8	18.2	19.1	-	23.3	F	5		
16.2	16.4	20.0	22.8	18.9	-	23.8	T	6		
18.0	24.2	22.6	22.4	13.0	-	25.1	M	6		
18.3	16.6	20.1	23.0	19.0	-	23.1	F	6		
18.4	19.0	38.3	43.6	47.4	-	47.7	T	1		
14.9	16.1	23.4	26.6	36.0	-	29.0	M	1		
16.5	18.5	37.6	43.4	47.4	-	47.0	F	1		
-	-	22.4#	22.0	32.4#	-	25.5	T	1		
-	-	-	-	-	-	-	M	2		
-	-	19.6	22.0	32.4#	-	24.5	F	2		
-	-	26.6	24.0	26.4	-	27.3	T	2		
-	-	-	33.9#	-	-	33.2#	M	2		
-	-	26.6	24.7	26.4	-	27.5	F	2		
-	14.2	18.0	23.3	33.6#	-	21.9	T	3		
-	-	16.3	12.9	-	-	15.0	M	3		
-	14.0	17.9	22.0	32.7#	-	21.4	F	3		
13.3	18.0	19.1	43.6	9.6	-	24.0	T	4		
20.7	11.9	22.1	51.0#	-	-	31.5	M	4		
17.1	16.8	19.8	47.7	24.5#	-	28.0	F	4		
-	23.0	21.0	21.6	-	-	22.4	T	5		
12.0	15.6	17.6	30.8#	-	-	20.4	M	5		
14.5	18.6	19.8	25.3	22.6#	-	21.5	F	5		
8.7	20.5	24.6	16.4	23.1	-	23.8	T	6		
11.4	9.1	-	-	-	-	19.1	M	6		
10.6	19.8	24.3	19.4	23.1	-	24.3	F	6		
13.4	20.8	38.5	48.6	54.2	-	46.5	T	1		
20.7	14.8	32.4	49.0#	32.2#	-	36.6	M	1		
16.7	19.3	38.1	49.1	53.8	-	45.7	F	1		
-	-	23.2	25.3	24.9	-	24.8	T	1		
-	-	-	-	-	-	23.8#	M	1		
-	-	22.7	25.6	24.8	-	24.9	F	1		
-	-	23.7	27.2	25.1	-	27.4	T	2		
-	-	20.6	26.1	17.7	-	25.1	M	2		
-	-	23.7	27.2	25.1	-	27.4	F	2		
-	14.1	25.5	27.2	25.4	-	27.5	T	3		
-	13.8	20.3	17.3	21.7	-	20.2	M	3		
-	14.8	25.2	26.4	25.3	-	28.8	F	3		
16.5	16.7	20.8	26.9	19.5	-	24.2	T	4		
15.8	14.0	19.1	30.5	21.6	-	23.8	M	4		
16.2	16.2	20.5	27.8	20.0	-	24.1	F	4		
17.1	19.6	21.2	18.1	18.2	-	22.7	T	5		
12.8	14.9	18.5	28.0	22.8#	-	18.5	M	5		
13.7	17.5	21.1	19.3	19.0	-	22.8	F	5		
12.8	17.2	20.6	21.8	19.2	-	23.0	T	6		
15.6	17.3	21.3	22.6	11.7	-	22.2	M	6		
14.5	17.2	20.7	22.4	19.2	-	23.1	F	6		
17.0	19.2	38.4	44.4	48.4	-	48.1	T	1		
15.9	15.9	25.2	30.8	35.6	-	30.3	M	1		
16.5	18.6	37.8	44.4	48.4	-	47.4	F	1		

TAB.D8

INDEX OF MEAN GROSS  
MONTHLY PAY (CORRECTED)  
OF FULL-TIME EMPLOYEES  
ACCORDING TO ACTIVITY, SEX,  
QUALIFICATION AND AGE

(PAY OF ALL FULL-TIME EES.=100)

INDICE DE LA REMUNERATION  
MENSUELLE BRUTE CORRIGEE  
MOYENNE DES SALAIRES  
A TEMPS PLEIN SELON L'ACTIVITE, LE SEXE,  
LA QUALIFICATION ET L'AGE

(REM. DE L'ENS. DES SAL. A TEMPS PLEIN = 100)

ACTIVITY	NACE	QUALIFICATION	SEX	AGE (COMPLETED YEARS)					T06. EMS.		
				< 21	21 29	30 44	45 54	>= 55		(*)	
				-	-	-	-	-		-	
CREDIT INSTTS. WITH STAFF OF CIV. SERV. STATUS			1	M	-	-	-	-	-	-	-
			F	-	-	-	-	-	-	-	-
			2	M	-	-	84.7	108.1	112.5	-	100.0
			F	-	-	-	-	-	-	-	100.0
			3	M	-	75.2	87.0	149.4	150.0	-	100.0
			F	-	90.6	94.4	114.6	131.6	-	100.0	
			4	M	74.6	76.3	87.9	146.5	146.0	-	100.0
			F	81.2	78.2	109.9	135.7	134.2	-	100.0	
			5	M	75.5	87.8	112.7	134.2	150.3	-	100.0
			F	82.0	79.8	110.7	137.0	137.0	-	100.0	
			6	M	94.0	87.0	100.4	111.6	118.6	-	100.0
			F	83.8	99.2	104.4	-	-	-	-	100.0
			T	86.9	88.8	102.9	115.4	122.2	-	100.0	
			F	86.3	88.8	96.6	106.8	116.5	-	100.0	
			T	59.1	64.7	96.6	103.0	110.3	-	100.0	
F	78.9	87.1	96.6	106.2	115.8	-	100.0				
T	60.7	66.8	95.0	142.1	148.2	-	100.0				
F	-	-	108.6	131.9	148.1	-	100.0				
T	-	-	97.2	144.6	150.7	-	100.0				
F	-	-	96.1	100.1	104.9	-	100.0				
T	-	-	96.1	100.1	105.0	-	100.0				
F	-	-	90.4	105.3	115.6	-	100.0				
T	-	-	87.5	97.6	-	-	100.0				
F	-	-	80.4	105.2	115.6	-	100.0				
3	M	-	83.1	96.1	113.5	113.3	-	100.0			
F	-	87.6	95.3	108.3	114.5	-	100.0				
T	-	83.5	96.0	112.7	113.5	-	100.0				
4	M	80.5	90.4	109.2	131.2	133.6	-	100.0			
F	79.4	91.8	110.4	128.3	139.0	-	100.0				
T	79.8	90.6	109.5	130.5	134.3	-	100.0				
5	M	76.1	86.4	102.6	114.3	119.7	-	100.0			
F	90.9	98.8	107.2	128.6	-	-	100.0				
T	80.2	89.4	105.9	120.7	126.1	-	100.0				
6	M	78.4	86.5	101.3	114.8	119.2	-	100.0			
F	72.2	94.0	105.9	107.6	111.7	-	100.0				
T	75.8	86.7	101.4	114.5	119.1	-	100.0				
F	60.0	69.5	100.4	137.4	144.5	-	100.0				
T	74.0	86.4	109.3	133.7	138.9	-	100.0				
F	61.0	71.4	101.9	138.1	147.6	-	100.0				
T	-	-	92.5#	106.1	100.7#	-	100.0				
F	-	-	93.1	107.0	101.5#	-	100.0				
T	-	-	95.0	104.1	131.0	-	100.0				
F	-	-	94.9	108.1#	-	-	100.0#				
3	M	-	88.2	97.4	110.5	131.2#	-	100.0			
F	-	88.0	97.1	103.2	-	-	100.0				
T	-	88.0	97.4	108.9	129.8#	-	100.0				
4	M	76.8	91.8	106.9	126.8	115.8	-	100.0			
F	80.9	89.5	105.5	150.4#	-	-	100.0				
T	78.6	91.3	106.5	133.8	129.3#	-	100.0				
5	M	-	93.4	101.8	105.0	-	100.0				
F	81.8	96.2	110.9	116.1#	-	-	100.0				
T	82.0	94.7	105.8	109.4	113.5#	-	100.0				
6	M	81.5	90.5	108.3	110.0	120.0	-	100.0			
F	89.4	100.6	-	-	-	-	100.0				
T	80.8	91.5	110.5	108.6	122.6	-	100.0				
F	60.1	74.4	106.6	132.3	155.4	-	100.0				
T	71.9	87.7	111.7	133.1#	144.2#	-	100.0				
F	62.2	76.7	108.3	132.9	157.8	-	100.0				
T	-	-	95.6	100.8	104.3	-	100.0				
F	-	-	95.6	100.9	104.6	-	100.0#				
2	M	-	-	90.4	105.4	117.5	-	100.0			
F	-	-	-	93.5	99.9	123.5	-	100.0			
T	-	-	-	90.4	105.3	117.6	-	100.0			
3	M	-	83.0	95.8	114.7	115.4	-	100.0			
F	-	87.5	95.3	108.3	117.2	-	100.0				
T	-	83.4	95.8	113.6	115.7	-	100.0				
4	M	80.1	89.6	109.1	133.1	134.6	-	100.0			
F	79.2	91.1	110.0	131.2	147.4	-	100.0				
T	79.5	89.9	109.2	132.6	136.3	-	100.0				
5	M	78.2	87.2	102.3	113.1	119.5	-	100.0			
F	88.3	98.2	108.6	126.9	108.8#	-	100.0				
T	80.2	90.3	105.7	118.7	124.4	-	100.0				
6	M	81.5	87.1	101.6	113.9	119.2	-	100.0			
F	82.3	96.2	109.4	105.1	116.4	-	100.0				
T	79.5	87.5	102.0	113.3	119.3	-	100.0				
F	60.1	69.7	100.7	137.5	146.3	-	100.0				
T	73.8	86.7	109.6	133.3	141.8	-	100.0				
F	61.1	71.7	102.3	138.2	149.3	-	100.0				
T	-	-	-	-	-	-	100.0				

INDEX OF MEAN GROSS  
MONTHLY PAY (CORRECTED)  
OF FULL-TIME FEMALE EMPLOYEES  
ACCORDING TO ACTIVITY,  
QUALIFICATION AND AGE  
(PAY OF FULL-TIME MALE EES.=100)

INDICE DE LA REMUNERATION  
MENSUELLE BRUTE CORRIGEE  
MOYENNE DES SALAIRES FEMININS  
A TEMPS PLEIN SELON L ACTIVITE,  
LA QUALIFICATION ET L AGE  
(REM. DES SAL. MASC. A TEMPS PLEIN = 100)

AGE (ANNEES REVOLUES)						TOG. ENS.	SEX E	QUALIFICATION	NACE	ACTIVITE
< 21	21 29	30 44	45 54	>= 55	(°)					
-	-	-	-	-	-	-	M	1		INST. DE CREDIT DONT PERSONNEL ASS. FONCT.
-	-	100.0	100.0	100.0	-	100.0	M	2		
-	100.0	100.0	100.0	100.0	-	100.0	M	3		
100.0	97.5	87.7	62.1	71.0	-	80.9	M	4		
95.4	100.0	100.0	100.0	100.0	-	100.0	M	5		
97.3	98.4	89.9	86.7	98.2	-	87.7	M	6		
100.0	100.0	100.0	100.0	100.0	-	100.0	M	T		
95.3	96.8	88.2	100.0	100.0	-	84.9	M	1		INST. DE CREDIT DONT PERSONNEL BEN.CONV.COLLECT.
-	100.0	100.0	100.0	100.0	-	100.0	M	2		
-	102.1	96.1	92.4	98.0	-	95.1	M	3		
100.0	100.0	100.0	100.0	100.0	-	100.0	M	4		
97.8	100.7	100.3	97.0	103.2	-	96.9	M	5		
100.0	100.0	100.0	100.0	100.0	-	100.0	M	6		
99.2	95.1	86.8	93.5	-	-	83.1	M	T		
80.9	100.0	100.0	100.0	100.0	-	100.0	M	1		INST. DE CREDIT DONT PERSONNEL AUTRES STATUTS
100.0	95.3	91.8	82.2	82.3	-	87.8	M	2		
97.9	100.0	100.0	100.0	100.0	-	100.0	M	3		
-	98.6	86.4	77.2	76.3	-	79.4	M	4		
-	-	100.0#	100.0	100.0#	-	100.0	M	5		
-	-	100.0	100.0	100.0	-	100.0	M	6		
-	-	98.4#	-	-	-	94.8#	M	T		
-	100.0	100.0	100.0	100.0#	-	100.0	M	1		INST. DE CREDIT DONT PERSONNEL DE CREDIT
-	98.6	92.3	-	-	-	98.9	M	2		
100.0	100.0	100.0	100.0	100.0	-	100.0	M	3		
109.5	101.4	102.7	123.3#	-	-	104.0	M	4		
-	100.0	100.0	100.0	-	-	100.0	M	5		
72.8	98.7	104.3	105.9#	-	-	95.7	M	6		
100.0	100.0	100.0	100.0	100.0	-	100.0	M	T		
89.9	91.2	-	-	-	-	82.0	M	1	812/813	
100.0	100.0	100.0	100.0	100.0#	-	100.0	M	2		
100.6	99.1	88.1	84.6#	78.0#	-	84.1	M	3		
-	-	100.0	100.0	100.0	-	100.0	M	4		
-	-	97.8	89.5	99.2	-	94.4	M	5		
-	100.0	100.0	100.0	100.0	-	100.0	M	6		
-	101.3	95.6	90.7	97.6	-	96.1	M	T		
100.0	100.0	100.0	100.0	100.0	-	100.0	M	1		
98.2	100.9	100.1	97.8	108.7	-	99.2	M	2		
100.0	100.0	100.0	100.0	100.0	-	100.0	M	3		
96.9	86.7	91.1	96.3	78.9#	-	85.9	M	4		
100.0	100.0	100.0	100.0	100.0	-	100.0	M	5		
88.0	96.2	93.8	80.4	85.1	-	87.1	M	6		
100.0	100.0	100.0	100.0	100.0	-	100.0	M	T		
97.7	98.9	86.8	77.1	77.1	-	79.5	M			

TAB.D9

GROSS MONTHLY PAY(CORRECTED)  
OF FULL-TIME EMPLOYEES :  
MEAN(M) AND COEFFICIENT OF  
VARIATION(CV) ACCORDING TO  
ACTIVITY,SEX , QUALIFICATION AND  
LENGTH OF SERVICE IN ENTERPRISE

ACTIVITY	MACE	QUALIFICATION	SEX	LENGTH OF SERVICE IN ENTERPRISE (COMPLETED YEARS)							
				< 2	2 - 4	5 - 9	10 - 19	>= 20	(*)	TOT. ENS.	
CREDIT INSTS. WITH STAFF OF CIV. SERV. STATUS		1	M	-	-	-	-	-	-	-	-
			F	-	-	-	-	-	-	-	-
			T	-	-	-	-	-	-	-	-
			M	-	1110692	1369468	1100225	1449840	-	-	1313759
			F	-	-	-	-	1187975	-	-	1174421
			T	-	-	-	-	1444875	-	-	1311811
			M	-	1110692	1369468	1100428	1070542	-	-	692441
			F	-	514109	536413	630492	541622	-	-	560274
			T	-	508434	500314	516222	687587	-	-	679674
			M	397723	452886	489689	521002	624808	-	-	737178
			F	389240	419865	461754	558475	680606	-	-	528211
			T	395825	430112	481754	626328	730106	-	-	515888
			M	371331	392990	412972	472526	551702	-	-	442962
			F	362621	384128	398084	430161	-	-	-	376037
			T	367095	389852	410490	471249	550396	-	-	427370
			M	343402	361508	396415	437265	507796	-	-	382923
			F	322376	335505	-	406797	-	-	-	369618
			T	341805	359048	394121	433778	500152	-	-	380738
M	386479	445128	527900	663499	1056285	-	-	649546			
F	377375	413840	465884	544248	706484	-	-	463385			
T	384227	438564	517480	653303	1029484	-	-	622442			
CREDIT INSTS. WITH STAFF OF COLL.AGRY STATUS		1	M	1428531	1380600	1374217	1576022	1548799	-	-	1502548
			F	-	-	-	-	-	-	-	-
			T	-	-	-	-	-	-	-	-
			M	1424501	1376224	1374217	1574449	1548597	-	-	1501010
			F	836885	970780	951599	832281	1143696	-	-	1039564
			T	-	-	-	974991	1009467	-	-	988238
			M	838245	970188	950886	932677	1142586	-	-	1039122
			F	478227	497300	519842	592773	687333	-	-	597187
			T	453938	505873	523688	552545	632845	-	-	578647
			M	476353	497735	520062	589350	680042	-	-	595488
			F	368017	425327	451270	504108	614446	-	-	436404
			T	364953	419061	431501	495368	607712	-	-	432849
			M	367352	424259	447224	502342	612761	-	-	435718
			F	338738	405220	424878	456917	526987	-	-	429854
			T	329252	369628	374702	407569	542909	-	-	357291
			M	333571	389896	407649	450280	527331	-	-	405419
			F	311960	366691	384242	422754	480255	-	-	377519
			T	274358	296167	326157	389251	407377	-	-	331356
M	311158	364853	382925	421712	488651	-	-	376366			
F	375641	446852	494063	607714	843772	-	-	566469			
T	353419	408063	430571	513302	635643	-	-	449498			
CREDIT INSTS. WITH STAFF OF OTHER STATUS		1	M	371148	440526	484876	597727	823927	-	-	550351
			F	-	-	-	1612178#	1677176	-	-	1510053
			T	-	-	-	-	-	-	-	-
			M	-	-	-	1554425#	1677176	-	-	1497931
			F	-	-	-	946004	1120945	-	-	1007152
			T	-	-	-	-	-	-	-	954381#
			M	-	971122#	889526#	943319	1120381	-	-	1005530
			F	-	626606	643750	618310	747618	-	-	645560
			T	-	-	-	634892	662806	-	-	638223
			M	-	618578	641829	619276	732555	-	-	644980
			F	393005	439212	474935	525149	707091#	-	-	463256
			T	386875	433648	466226	527097	774188#	-	-	481751
			M	391919	438265	472660	525617	735578	-	-	467313
			F	405159	379707	420497	479830	559111	-	-	424948
			T	356673	415776	430611	492965	-	-	-	416342
			M	370931	401186	425133	483683	585575	-	-	425253
			F	333776	399016	430487	461022	510319	-	-	390341
			T	303547	-	-	-	-	-	-	320009
M	328389	385079	428940	460928	510319	-	-	382039			
F	387316	452019	527312	644121	916417	-	-	562879			
T	357752	421239	460690	566147	744926	-	-	473441			
CREDIT INSTITUTE	812/813	1	M	1398726	1380600	1332977	1581216	1566446	-	-	1503545
			F	-	-	-	-	-	-	-	1377937#
			T	-	-	-	-	-	-	-	-
			M	1395549	1376224	1332977	1570758	1566048	-	-	1500566
			F	839092	977333	968577	942407	1161427	-	-	1051118
			T	-	-	-	940787	1052782	-	-	992002
			M	840365	874529	867835	842389	1160210	-	-	1050470
			F	480213	505540	529353	596159	704982	-	-	604523
			T	453539	503068	525240	556126	636331	-	-	580871
			M	478281	505403	529098	592861	695724	-	-	602369
			F	371795	427345	455758	516974	638608	-	-	444440
			T	367803	420835	438589	503500	636095	-	-	441058
			M	371047	426221	452267	514240	637983	-	-	443777
			F	347299	400780	423427	461077	530764	-	-	431651
			T	335841	380985	388528	429370	501760	-	-	370579
			M	340870	391826	411014	456551	533826	-	-	410005
			F	317376	369669	390100	426910	492696	-	-	379751
			T	296548	299892	348089	400593	417667	-	-	330910
M	316200	367146	388898	425951	490834	-	-	377772			
F	377411	447324	499412	614428	861000	-	-	570441			
T	355468	410436	437895	521881	650666	-	-	453696			
						-	-	553545			

TAB.D9

REMUNERATION MENSUELLE BRUTE  
CORRIGEE DES SALAIRES A TEMPS PLEIN:  
MOYENNE(M) ET COEFFICIENT DE VARIATION  
(CV) SELON L ACTIVITE, LE SEXE , LA  
QUALIFICATION ET L ANCIENNETE DANS  
L ENTREPRISE

CV

ANCIENNETE DANS L ENTREPRISE (ANNEES REVOLUES)						SEXE	QUALIFICATION	MACE	ACTIVITE
< 2	2 - 4	5 - 9	10 - 19	>= 20	(*)				
-	-	-	-	-	-	-	M	1	INST. DE CREDIT DONT PERSONNEL ASS. FONCT.
-	-	-	-	-	-	-	F	1	
-	21.8	20.4	14.9	22.1	-	24.3	M	2	
-	-	-	-	5.7	-	7.4	F	2	
-	21.8	20.4	14.8	22.1	-	24.2	M	3	
-	13.1	11.4	25.2	25.1	-	30.2	F	3	
-	8.4	4.5	7.6	16.2	-	17.5	M	4	
11.0	12.7	11.0	24.9	27.5	-	37.7	F	4	
9.6	9.9	9.7	27.3	23.2	-	33.2	M	5	
10.7	5.9	8.0	16.2	11.3	-	22.9	F	5	
8.8	9.3	9.6	26.6	22.3	-	32.2	M	6	
8.3	11.5	7.8	14.2	15.5	-	18.5	F	6	
8.7	7.5	8.1	5.1	-	-	9.0	M	1	
9.7	10.4	7.9	14.1	15.7	-	18.4	F	1	
4.1	10.0	14.9	10.7	12.6	-	17.9	M	2	
9.6	5.7	-	6.0	-	-	12.8	F	2	
13.0	10.0	14.5	10.6	12.9	-	17.8	M	3	
10.2	23.9	36.9	35.7	39.9	-	53.0	F	3	
12.4	10.9	10.8	20.0	25.6	-	28.4	M	4	
22.8	22.3	34.8	35.4	40.7	-	52.8	F	4	
22.8	26.2	36.4	18.1	24.0	-	24.7	M	5	
23.1	26.3	38.4	18.1	24.3	-	24.9	F	5	
28.8	25.0	25.1	23.5	25.0	-	26.8	M	6	
29.0	24.9	25.1	20.3	23.2	-	22.3	F	6	
21.8	16.6	16.7	23.5	25.0	-	26.8	M	1	
16.8	18.7	17.9	27.2	23.3	-	26.6	F	1	
21.6	16.8	16.7	20.4	17.4	-	20.5	M	2	
15.8	13.1	17.5	26.8	22.9	-	28.2	F	2	
14.7	11.1	14.8	20.8	19.3	-	22.5	M	3	
15.6	12.8	17.2	16.6	18.9	-	21.5	F	3	
20.7	19.4	19.7	20.1	19.2	-	22.3	M	4	
13.4	12.2	14.7	18.2	13.8	-	23.2	F	4	
17.3	17.6	19.3	20.3	25.1#	-	16.5	M	5	
15.5	15.0	17.8	19.9	14.1	-	23.3	F	5	
23.0	27.7	17.3	15.5	16.3	-	23.0	M	6	
15.8	15.6	18.0	19.8	22.9	-	25.1	F	6	
33.5	33.9	34.0	38.2	39.9	-	47.7	M	1	
16.4	16.4	19.2	19.8	22.8	-	29.0	F	1	
31.2	32.2	33.0	37.6	39.9	-	47.0	M	2	
-	-	-	25.9#	18.2	-	25.5	F	2	
-	-	-	24.0#	18.2	-	24.5	M	3	
-	35.6#	32.5#	25.6	24.5	-	27.3	F	3	
-	-	-	-	-	-	33.2#	M	4	
-	36.1#	32.5#	25.6	24.9	-	27.5	F	4	
-	19.3	23.4	16.0	25.8	-	21.9	M	5	
-	-	-	13.4	11.1	-	15.0	F	5	
16.6	20.3	23.3	15.8	24.8	-	21.4	M	6	
15.9	14.9	20.7	18.3	40.5#	-	24.0	F	6	
18.5	10.2	12.1	23.8	48.0#	-	31.5	M	1	
28.4	14.2	18.8	19.8	43.5	-	28.0	F	1	
15.2	19.1	19.7	16.2	10.8	-	22.4	M	2	
21.7	14.2	12.5	15.5	-	-	20.4	F	2	
16.8	16.8	16.7	18.1	13.5	-	21.5	M	3	
9.8	21.8	20.7	18.8	12.9	-	23.8	F	3	
16.4	9.8	-	-	-	-	19.1	M	4	
30.0	23.0	20.8	18.5	12.9	-	24.3	F	4	
17.2	29.0	38.8	38.2	39.7	-	48.5	M	5	
27.9	14.5	14.9	33.8	39.4	-	38.6	F	5	
22.6	26.9	34.2	38.0	40.4	-	45.7	M	6	
-	26.2	34.5	18.5	23.4	-	24.8	F	6	
-	-	-	-	-	-	23.8#	M	1	
22.8	26.3	34.5	19.3	23.7	-	24.9	F	1	
28.3	26.3	27.0	23.7	25.5	-	27.4	M	2	
-	-	-	21.6	25.5	-	25.1	F	2	
28.5	26.4	27.0	23.7	25.6	-	27.4	M	3	
21.7	17.6	18.3	26.5	28.0	-	27.5	F	3	
16.8	17.4	17.7	20.0	17.1	-	20.2	M	4	
21.5	17.5	18.2	28.1	25.4	-	26.9	F	4	
15.9	13.2	18.2	22.5	23.6	-	24.2	M	5	
14.7	18.8	14.8	18.4	28.3	-	23.9	F	5	
15.7	12.9	17.8	21.7	24.9	-	24.1	M	6	
21.7	18.9	19.2	19.2	13.9	-	22.7	F	6	
13.9	13.5	15.2	19.3	19.6	-	18.5	M	1	
18.0	17.0	18.5	19.3	14.5	-	22.8	F	1	
15.9	16.0	18.7	19.6	21.8	-	23.0	M	2	
14.8	23.4	20.2	15.0	13.9	-	22.2	F	2	
15.9	16.6	18.8	18.5	21.8	-	23.1	M	3	
32.4	32.9	34.6	38.1	40.4	-	48.1	F	3	
16.3	15.8	18.3	25.0	28.9	-	30.3	M	4	
30.1	31.1	33.3	37.6	40.5	-	47.4	F	4	

TAB.D10

INDEX OF MEAN GROSS MONTHLY PAY (CORRECTED) OF FULL-TIME EMPLOYEES ACCORDING TO ACTIVITY, SEX, QUALIFICATION AND LENGTH OF SERVICE (PAY OF ALL FULL-TIME EES.=100)

INDICE DE LA REMUNERATION MENSUELLE BRUTE CORRIGEE MOYENNE DES SALARIES A TEMPS PLEIN SELON L ACTIVITE, LE SEXE, LA QUALIFICATION ET L ANCIENNETE (REM. DE L ENS. DES SAL. A TEMPS PLEIN = 100)

ACTIVITY	NACE	QUALIFICATION	SEX	LENGTH OF SERVICE IN ENTERPRISE (COMPLETED YEARS)								
				< 2	2 4	5 9	10 19	>= 20	(*)	TOT. ENS.		
CREDIT INSTS. WITH STAFF OF CIV. SERV. STATUS			1	M	-	-	-	-	-	-	-	-
				F	-	-	-	-	-	-	-	-
				T	-	-	-	-	-	-	-	-
				2	M	-	84.5	104.2	83.7	110.4	-	100.0
					F	-	-	-	-	101.2	-	100.0
					T	-	84.7	104.4	83.9	110.2	-	100.0
				3	M	-	74.2	77.5	91.1	154.6	-	100.0
					F	-	90.7	89.3	96.7	122.7	-	100.0
					T	-	75.6	78.1	91.9	151.3	-	100.0
				4	M	75.3	82.0	92.7	120.7	139.6	-	100.0
					F	84.0	90.6	99.7	120.6	146.9	-	100.0
					T	76.7	83.4	93.4	121.4	141.5	-	100.0
5	M	83.8	88.7	93.2	106.7	124.5	-	100.0				
	F	96.4	102.2	105.9	114.4	-	-	100.0				
	T	85.9	91.2	96.1	110.3	128.8	-	100.0				
6	M	87.4	92.0	100.9	111.3	129.2	-	100.0				
	F	87.2	90.8	-	110.1	-	-	100.0				
	T	87.5	91.9	100.9	111.0	128.0	-	100.0				
T	M	59.5	68.5	81.3	102.1	162.6	-	100.0				
	F	81.4	89.3	100.5	117.5	152.5	-	100.0				
	T	61.7	70.5	83.1	105.0	165.4	-	100.0				
CREDIT INSTS. WITH STAFF OF COLL. AGRT. STATUS			1	M	95.1	91.8	91.5	104.8	103.1	-	100.0	
				F	-	-	-	-	-	-	-	
				T	94.9	91.7	91.6	104.9	103.2	-	100.0	
				2	M	80.5	93.4	91.5	89.7	110.0	-	100.0
					F	-	-	-	98.7	102.1	-	100.0
					T	80.7	93.4	91.5	89.8	110.0	-	100.0
				3	M	80.1	83.3	87.0	98.3	115.1	-	100.0
					F	78.4	87.4	90.5	95.5	109.4	-	100.0
					T	80.0	83.6	87.3	99.0	114.2	-	100.0
				4	M	84.3	97.5	103.4	115.5	140.8	-	100.0
					F	84.2	96.8	99.7	114.4	140.4	-	100.0
					T	84.3	97.4	102.6	115.3	140.6	-	100.0
5	M	78.8	94.3	98.8	106.3	122.6	-	100.0				
	F	92.2	103.5	104.9	114.1	152.0#	-	100.0				
	T	82.3	96.2	100.6	111.1	130.1	-	100.0				
6	M	82.6	97.1	101.8	112.0	129.9	-	100.0				
	F	82.8	89.4	98.4	117.5	122.8	-	100.0				
	T	82.7	96.9	101.7	112.0	129.8	-	100.0				
T	M	66.3	78.9	87.2	107.3	149.0	-	100.0				
	F	78.6	90.8	95.8	114.2	141.4	-	100.0				
	T	67.4	80.0	88.1	108.6	149.7	-	100.0				
CREDIT INSTS. WITH STAFF OF OTHER STATUS			1	M	-	-	-	106.8#	111.1	-	100.0	
				F	-	-	-	-	-	-	-	
				T	-	-	-	103.8#	112.0	-	100.0	
				2	M	-	98.6#	98.2#	93.9	111.3	-	100.0
					F	-	-	-	-	-	-	100.0#
					T	-	96.6#	98.4#	93.8	111.4	-	100.0
				3	M	-	97.1	99.7	95.8	115.8	-	100.0
					F	-	-	-	99.5	103.9	-	100.0
					T	-	95.9	99.5	96.0	113.6	-	100.0
				4	M	84.8	94.8	102.5	113.4	152.6#	-	100.0
					F	80.3	90.0	96.8	109.4	160.7#	-	100.0
					T	83.9	93.8	101.1	112.5	157.4	-	100.0
5	M	93.2	87.3	96.7	110.3	128.5	-	100.0				
	F	85.7	99.9	103.4	118.4	-	-	100.0				
	T	87.2	94.3	100.0	113.7	137.7	-	100.0				
6	M	85.5	102.2	110.3	118.1	130.7	-	100.0				
	F	94.9	-	-	-	-	-	100.0				
	T	86.0	101.8	112.3	120.6	133.6	-	100.0				
T	M	68.8	80.3	93.7	114.4	162.8	-	100.0				
	F	75.6	89.0	97.3	119.6	157.3	-	100.0				
	T	69.7	81.7	94.0	116.2	162.6	-	100.0				
CREDIT INSTITUTIONS	812/813		1	M	93.0	91.8	88.7	105.2	104.2	-	100.0	
				F	-	-	-	-	-	-	-	
				T	93.0	91.7	88.8	104.7	104.4	-	100.0	
				2	M	79.8	93.0	92.1	89.7	110.5	-	100.0
					F	-	-	-	94.8	106.1	-	100.0
					T	80.0	92.8	92.1	89.7	110.4	-	100.0
				3	M	79.4	83.6	87.6	98.6	116.6	-	100.0
					F	78.1	86.6	90.4	95.7	109.5	-	100.0
					T	79.4	83.9	87.8	98.4	115.5	-	100.0
				4	M	83.7	96.2	102.5	116.3	143.7	-	100.0
					F	83.4	95.4	99.7	114.2	144.2	-	100.0
					T	83.6	96.0	101.9	115.9	143.8	-	100.0
5	M	80.5	92.8	98.1	106.8	123.0	-	100.0				
	F	90.6	102.8	104.8	115.9	159.7	-	100.0				
	T	83.1	95.6	100.2	111.4	130.2	-	100.0				
6	M	83.6	97.3	102.7	112.4	129.7	-	100.0				
	F	89.6	90.6	105.2	121.1	126.2	-	100.0				
	T	83.7	97.2	102.9	112.8	129.9	-	100.0				
T	M	66.2	78.4	87.5	107.7	150.9	-	100.0				
	F	78.3	90.5	96.5	115.0	143.4	-	100.0				
	T	67.3	79.7	88.5	109.2	151.8	-	100.0				



TAB.D10

INDEX OF MEAN GROSS  
MONTHLY PAY (CORRECTED)  
OF FULL-TIME FEMALE EMPLOYEES  
ACCORDING TO ACTIVITY,  
QUALIFICATION AND LENGTH OF SERVICE  
(PAY OF FULL-TIME MALE EES.=100)

INDICE DE LA REMUNERATION  
MENSUELLE BRUTE CORRIGEE  
MOYENNE DES SALAIRES FEMININS  
A TEMPS PLEIN SELON L ACTIVITE,  
LA QUALIFICATION ET L ANCIENNETE  
(REM. DES SAL. MASC. A TEMPS PLEIN = 100)

ANCIENNETE DANS L ENTREPRISE (ANNEES REVOLUES)							SEX E	O U A L I F I C A T I O N	NACE	ACTIVITE
< 2	2 4	5 9	10 19	>= 20	(*)	TOT. ENS.				
-	-	-	-	-	-	-	M	1		INST. DE CREDIT DONT PERSONNEL ASS. FONCT.
-	100.0	100.0	100.0	100.0	-	100.0	F	2		
-	-	-	-	81.9	-	89.4	M	3		
-	100.0	100.0	100.0	100.0	-	100.0	F	4		
-	90.9	93.3	85.9	64.2	-	80.9	M	5		
100.0	100.0	100.0	100.0	100.0	-	100.0	F	6		
97.9	97.0	94.3	87.6	92.3	-	87.7	M	T		
100.0	100.0	100.0	100.0	100.0	-	100.0	F	1		INST. DE CREDIT DONT PERSONNEL BEN.CONV.COLLECT.
97.7	97.7	96.4	91.0	-	-	84.8	M	2		
100.0	100.0	100.0	100.0	100.0	-	100.0	F	3		
93.9	92.8	-	93.0	-	-	94.1	M	4		
100.0	100.0	100.0	100.0	100.0	-	100.0	F	5		
97.6	93.0	88.3	82.0	66.9	-	71.3	M	6		
100.0	100.0	100.0	100.0	100.0	-	100.0	F	T		
100.0	100.0	100.0	100.0	100.0	-	100.0	M	1		
100.0	100.0	100.0	100.0	100.0	-	100.0	F	2		
100.0	100.0	100.0	100.0	100.0	-	100.0	M	3		
94.8	101.7	100.7	93.2	92.1	-	96.8	F	4		
100.0	100.0	100.0	100.0	100.0	-	100.0	M	5		
99.1	98.5	95.6	98.3	98.9	-	99.2	F	6		
100.0	100.0	100.0	100.0	100.0	-	100.0	M	T		
97.2	91.2	88.2	89.2	103.0#	-	83.1	F	1		INST. DE CREDIT DONT PERSONNEL AUTRES STATUTS
100.0	100.0	100.0	100.0	100.0	-	100.0	M	2		
87.9	80.8	84.9	92.1	83.1	-	87.8	F	3		
100.0	100.0	100.0	100.0	100.0	-	100.0	M	4		
94.1	91.3	87.1	84.5	75.3	-	79.4	F	5		
-	-	-	100.0#	100.0	-	100.0	M	6		
-	100.0#	100.0#	100.0	100.0	-	100.0	F	T		
-	-	-	-	-	-	94.8#	M	1		
-	100.0	100.0	100.0	100.0	-	100.0	F	2		
-	-	-	102.7	88.7	-	98.9	M	3		
100.0	100.0	100.0	100.0	100.0	-	100.0	F	4		
98.4	98.7	98.2	100.4	100.0#	-	104.0	M	5		
100.0	100.0	100.0	100.0	100.0	-	100.0	F	6		
88.0	109.5	102.4	102.7	-	-	95.7	M	T		
100.0	100.0	100.0	100.0	100.0	-	100.0	M	1		812/813 INSTITUTIONS DE CREDIT
90.9	-	-	-	-	-	82.0	F	2		
100.0	100.0	100.0	100.0	100.0	-	100.0	M	3		
92.4	93.2	87.4	87.9	81.3	-	84.1	F	4		
100.0	100.0	100.0	100.0	100.0	-	100.0	M	5		
100.0	100.0	100.0	100.0	100.0	-	100.0	F	6		
94.4	99.5	99.2	93.3	90.3	-	96.1	M	T		
100.0	100.0	100.0	100.0	100.0	-	100.0	M	1		
99.0	98.5	96.5	97.4	99.6	-	99.2	F	2		
100.0	100.0	100.0	100.0	100.0	-	100.0	M	3		
96.7	95.1	91.8	93.1	111.5	-	85.9	F	4		
100.0	100.0	100.0	100.0	100.0	-	100.0	M	5		
93.4	81.1	89.2	93.8	84.8	-	87.1	F	6		
100.0	100.0	100.0	100.0	100.0	-	100.0	M	T		
94.2	91.8	87.7	84.9	75.6	-	79.5	F			

TAB.D11

GROSS MONTHLY PAY (CORRECTED)  
OF FULL-TIME EMPLOYEES:  
MEAN(M) AND COEFFICIENT OF  
VARIATION(CV) ACCORDING TO  
ACTIVITY, SEX, QUALIFICATION  
AND SYSTEM OF PAYMENT

ACTIVITY	RACE	Q U A L I F I C A T I O N	S E X	SYSTEM OF PAYMENT					
				PAID ON COMM.	REM. A LA COM.	NOT PAID ON COMM.	NON REM A LA COM.	(*)	TOT. ENS.
				CREDIT INSTS. WITH STAFF OF CIV. SERV. STATUS	1	M	-	-	-
	2	M	-	-	1313759	-	-	1313759	
	3	M	-	-	1174421	-	-	1174421	
	4	M	-	-	1311811	-	-	1311811	
	5	M	-	-	692441	-	-	692441	
	6	M	-	-	560274	-	-	560274	
	1	F	-	-	679674	-	-	679674	
	2	F	-	-	528211	-	-	528211	
	3	F	-	-	463231	-	-	463231	
	4	F	-	-	515889	-	-	515889	
	5	F	-	-	442862	-	-	442862	
	6	F	-	-	376037	-	-	376037	
	1	T	-	-	427370	-	-	427370	
	2	T	-	-	392923	-	-	392923	
	3	T	-	-	368619	-	-	368619	
	4	T	-	-	390739	-	-	390739	
	5	T	-	-	649546	-	-	649546	
	6	T	-	-	463385	-	-	463385	
CREDIT INSTS. WITH STAFF OF COLL. AGRT. STATUS	1	M	-	-	622442	-	-	622442	
	2	M	-	-	1502549	-	-	1502549	
	3	M	-	-	-	-	-	-	
	4	M	-	-	1501010	-	-	1501010	
	5	M	-	-	1039564	-	-	1039564	
	6	M	-	-	988238	-	-	988238	
	1	F	-	-	1039122	-	-	1039122	
	2	F	-	-	597018	-	-	597018	
	3	F	-	-	578723	-	-	578723	
	4	F	-	-	693714	-	-	693714	
	5	F	-	-	549499	-	-	549499	
	6	F	-	-	436198	-	-	436198	
	1	T	-	-	432384	-	-	432384	
	2	T	-	-	570104	-	-	570104	
	3	T	-	-	435462	-	-	435462	
	4	T	-	-	429747	-	-	429747	
	5	T	-	-	357306	-	-	357306	
	6	T	-	-	405353	-	-	405353	
	1	T	-	-	376262	-	-	376262	
	2	T	-	-	377521	-	-	377521	
	3	T	-	-	330107	-	-	330107	
	4	T	-	-	382470	-	-	382470	
	5	T	-	-	587787	-	-	587787	
	6	T	-	-	564600#	-	-	564600#	
CREDIT INSTS. WITH STAFF OF OTHER STATUS	1	M	-	-	583488	-	-	583488	
	2	M	-	-	1510053	-	-	1510053	
	3	M	-	-	-	-	-	-	
	4	M	-	-	1497931	-	-	1497931	
	5	M	-	-	1007152	-	-	1007152	
	6	M	-	-	954381#	-	-	954381#	
	1	F	-	-	1005530	-	-	1005530	
	2	F	-	-	645188	-	-	645188	
	3	F	-	-	638223	-	-	638223	
	4	F	-	-	644637	-	-	644637	
	5	F	-	-	463301	-	-	463301	
	6	F	-	-	481751	-	-	481751	
	1	T	-	-	467349	-	-	467349	
	2	T	-	-	389187#	-	-	389187#	
	3	T	-	-	440828	-	-	440828	
	4	T	-	-	416342	-	-	416342	
	5	T	-	-	389187#	-	-	389187#	
	6	T	-	-	427334	-	-	427334	
	1	T	-	-	390341	-	-	390341	
	2	T	-	-	320009	-	-	320009	
	3	T	-	-	382039	-	-	382039	
	4	T	-	-	564201	-	-	564201	
	5	T	-	-	473441	-	-	473441	
	6	T	-	-	545923	-	-	545923	
CREDIT INSTITUTIONS	812/813	1	M	-	1503545	-	-	1503545	
		2	M	-	1377937#	-	-	1377937#	
		3	M	-	1500566	-	-	1500566	
		4	M	-	1051118	-	-	1051118	
		5	M	-	992002	-	-	992002	
		6	M	-	1050470	-	-	1050470	
		1	F	-	604357	-	-	604357	
		2	F	-	580941	-	-	580941	
		3	F	-	602223	-	-	602223	
		4	F	-	444286	-	-	444286	
		5	F	-	440685	-	-	440685	
		6	F	-	564689	-	-	564689	
		1	T	-	398265#	-	-	398265#	
		2	T	-	443582	-	-	443582	
		3	T	-	370599	-	-	370599	
		4	T	-	386628#	-	-	386628#	
		5	T	-	410119	-	-	410119	
		6	T	-	376262	-	-	376262	
		1	T	-	379755	-	-	379755	
		2	T	-	330279	-	-	330279	
		3	T	-	377765	-	-	377765	
		4	T	-	512674	-	-	512674	
		5	T	-	570556	-	-	570556	
		6	T	-	564600#	-	-	564600#	
		1	T	-	518847	-	-	518847	
		2	T	-	553612	-	-	553612	

REMUNERATION MENSUELLE BRUTE  
CORRIGEE DES SALAIRES A TEMPS PLEIN:  
MOYENNE(M) ET COEFFICIENT DE VARIATION  
(CV) SELON L ACTIVITE LE SEXE , LA  
QUALIFICATION ET LE SYSTEME DE  
REMUNERATION

CV

SYSTEME DE REMUNERATION						SEXE	QUALIFICATION	NACE	ACTIVITE
PAID ON COMM.	REM. A LA COM.	NOT PAID ON COMM.	NOM REM A LA COM.	(*)	TOT. ENS.				
-	-	-	-	-	-	M	1		INST. DE CREDIT
-	-	-	-	-	-	F	2		DONT PERSONNEL
-	-	24.3	-	-	24.3	F	3		ASS. FONCT.
-	-	7.4	-	-	7.4	F	4		
-	-	24.2	-	-	24.2	F	5		
-	-	38.2	-	-	38.2	F	6		
-	-	17.5	-	-	17.5	F	1		
-	-	37.7	-	-	37.7	F	2		
-	-	33.2	-	-	33.2	F	3		
-	-	22.9	-	-	22.9	F	4		
-	-	32.2	-	-	32.2	F	5		
-	-	18.5	-	-	18.5	F	6		
-	-	9.0	-	-	9.0	F	1		
-	-	18.4	-	-	18.4	F	2		
-	-	17.9	-	-	17.9	F	3		
-	-	12.9	-	-	12.9	F	4		
-	-	17.6	-	-	17.6	F	5		
-	-	53.0	-	-	53.0	F	6		
-	-	28.4	-	-	28.4	F	1		
-	-	52.8	-	-	52.8	F	2		
-	-	24.7	-	-	24.7	F	3		
-	-	24.9	-	-	24.9	F	4		INST. DE CREDIT
-	-	26.9	-	-	26.9	F	5		DONT PERSONNEL
-	-	22.3	-	-	22.3	F	6		BEN.CONV.COLLECT.
-	-	26.9	-	-	26.9	F	1		
29.4	-	26.6	-	-	26.6	F	2		
-	-	20.5	-	-	20.5	F	3		
29.9	-	26.2	-	-	26.2	F	4		
41.6	-	22.4	-	-	22.5	F	5		
-	-	21.4	-	-	21.5	F	6		
36.8	-	22.2	-	-	22.3	F	1		
-	-	23.1	-	-	23.2	F	2		
-	-	16.6	-	-	16.5	F	3		
-	-	23.3	-	-	23.3	F	4		
21.2	-	23.0	-	-	23.0	F	5		
-	-	25.0	-	-	25.1	F	6		
21.1	-	23.2	-	-	23.1	F	1		
40.0	-	47.7	-	-	47.7	F	2		
25.8#	-	28.8	-	-	29.0	F	3		
38.0	-	47.0	-	-	47.0	F	4		
-	-	25.5	-	-	25.5	F	5		INST. DE CREDIT
-	-	24.5	-	-	24.5	F	6		DONT PERSONNEL
-	-	27.3	-	-	27.3	F	1		AUTRES STATUTS
-	-	33.2#	-	-	33.2#	F	2		
-	-	27.5	-	-	27.5	F	3		
-	-	21.8	-	-	21.8	F	4		
-	-	15.0	-	-	15.0	F	5		
-	-	21.4	-	-	21.4	F	6		
-	-	24.0	-	-	24.0	F	1		
-	-	31.5	-	-	31.5	F	2		
-	-	26.0	-	-	26.0	F	3		
27.6#	-	21.4	-	-	22.4	F	4		
-	-	20.4	-	-	20.4	F	5		
27.6#	-	21.1	-	-	21.5	F	6		
-	-	23.8	-	-	23.8	F	1		
-	-	19.1	-	-	19.1	F	2		
-	-	24.3	-	-	24.3	F	3		
34.5#	-	46.5	-	-	46.5	F	4		
-	-	36.6	-	-	36.6	F	5		
34.5#	-	45.7	-	-	45.7	F	6		
-	-	24.8	-	-	24.8	F	1	812/813	INSTITUTIONS
-	-	23.8#	-	-	23.8#	F	2		DE CREDIT
-	-	24.9	-	-	24.9	F	3		
-	-	27.4	-	-	27.4	F	4		
-	-	25.1	-	-	25.1	F	5		
-	-	27.4	-	-	27.4	F	6		
28.2	-	27.4	-	-	27.5	F	1		
-	-	20.2	-	-	20.2	F	2		
29.8	-	26.9	-	-	26.9	F	3		
41.8	-	24.1	-	-	24.2	F	4		
-	-	23.8	-	-	23.9	F	5		
37.2	-	24.1	-	-	24.1	F	6		
32.3#	-	22.5	-	-	22.7	F	1		
-	-	18.5	-	-	18.5	F	2		
32.1#	-	22.7	-	-	22.8	F	3		
21.2	-	23.0	-	-	23.0	F	4		
-	-	22.1	-	-	22.2	F	5		
21.1	-	23.1	-	-	23.1	F	6		
43.1	-	48.1	-	-	48.1	F	1		
25.8#	-	30.3	-	-	30.3	F	2		
41.3	-	47.4	-	-	47.4	F	3		

TAB.D12

INDEX OF MEAN GROSS  
MONTHLY PAY (CORRECTED)  
OF FULL-TIME EMPLOYEES  
ACCORDING TO ACTIVITY, SEX,  
QUALIFICATION AND SYSTEM OF PAYMENT  
(PAY OF ALL FULL-TIME EES.=100)

INDICE DE LA REMUNERATION  
MENSUELLE BRUTE CORRIGEE  
MOYENNE DES SALAIRES  
A TEMPS PLEIN SELON L ACTIVITE, LE SEXE,  
LA QUALIF. ET LE SYSTEME DE REMUNER.  
(REM. DE L ENS. DES SAL. A TEMPS PLEIN = 100)

ACTIVITY	NACE	Q U A L I F I C A T I O N	S E X	SYSTEM OF PAYMENT				T O G. E N S.	
				PAID O N C O M M.	REM. A L A C O M.	NOT P A I D O N C O M.	N O N R E M A L A C O M.		(*)
CREDIT INSTS. WITH STAFF OF CIV. SERV. STATUS				M	-	-	-	-	-
				F	-	-	-	-	-
				T	-	-	-	-	-
				M	-	-	100.0	-	-
				F	-	-	100.0	-	-
				T	-	-	100.0	-	-
				M	-	-	100.0	-	-
				F	-	-	100.0	-	-
				T	-	-	100.0	-	-
				M	-	-	100.0	-	-
				F	-	-	100.0	-	-
				T	-	-	100.0	-	-
CREDIT INSTS. WITH STAFF OF COLL. AGRT. STATUS				M	-	-	-	-	-
				F	-	-	-	-	-
				T	-	-	-	-	-
				M	-	-	100.0	-	-
				F	-	-	100.0	-	-
				T	-	-	100.0	-	-
				M	-	-	100.0	-	-
				F	-	-	100.0	-	-
				T	-	-	100.0	-	-
				M	-	-	100.0	-	-
				F	-	-	100.0	-	-
				T	-	-	100.0	-	-
CREDIT INSTS. WITH STAFF OF OTHER STATUS				M	-	-	-	-	-
				F	-	-	-	-	-
				T	-	-	-	-	-
				M	-	-	100.0	-	-
				F	-	-	100.0	-	-
				T	-	-	100.0	-	-
				M	-	-	100.0	-	-
				F	-	-	100.0	-	-
				T	-	-	100.0	-	-
				M	-	-	100.0	-	-
				F	-	-	100.0	-	-
				T	-	-	100.0	-	-
CREDIT INSTITUTIONS	812/813			M	-	-	-	-	-
				F	-	-	-	-	-
				T	-	-	-	-	-
				M	-	-	100.0	-	-
				F	-	-	100.0	-	-
				T	-	-	100.0	-	-
				M	-	-	100.0	-	-
				F	-	-	100.0	-	-
				T	-	-	100.0	-	-
				M	-	-	100.0	-	-
				F	-	-	100.0	-	-
				T	-	-	100.0	-	-
				M	-	-	-	-	-
				F	-	-	-	-	-
				T	-	-	-	-	-
				M	-	-	100.0	-	-
				F	-	-	100.0	-	-
				T	-	-	100.0	-	-
				M	-	-	100.0	-	-
				F	-	-	100.0	-	-
				T	-	-	100.0	-	-
				M	-	-	100.0	-	-
				F	-	-	100.0	-	-
				T	-	-	100.0	-	-

INDEX OF MEAN GROSS  
MONTHLY PAY (CORRECTED)  
OF FULL-TIME FEMALE EMPLOYEES  
ACCORDING TO ACTIVITY,  
QUALIFICATION AND SYSTEM OF PAYMENT  
(PAY OF FULL-TIME MALE EES.=100)

INDICE DE LA REMUNERATION  
MENSUELLE BRUTE CORRIGEE  
MOYENNE DES SALAIRES FEMININS  
A TEMPS PLEIN SELON L ACTIVITE,  
LA QUALIF. ET LE SYSTEME DE REMUNER.  
(REM. DES SAL. MASC. A TEMPS PLEIN = 100)

SYSTEME DE REMUNERATION					SEX	QUALIFICATION	MACE	ACTIVITE
PAID ON COMM.	REM. A LA COM.	NOT PAID ON COMM.	NON REM A LA COM.	(%)	TOT. ENS.			
-	-	-	-	-	-	M	1	INST. DE CREDIT
-	-	100.0	-	-	100.0	F	2	DONT PERSONNEL ASS. FONCT.
-	-	89.4	-	-	89.4	M	3	
-	-	100.0	-	-	100.0	F	4	
-	-	80.9	-	-	80.9	M	5	
-	-	100.0	-	-	100.0	F	6	
-	-	87.7	-	-	87.7	M	T	
-	-	100.0	-	-	100.0	F	1	INST. DE CREDIT
-	-	84.9	-	-	84.9	M	2	DONT PERSONNEL BEN. CONV. COLLECT.
-	-	100.0	-	-	100.0	F	3	
-	-	84.9	-	-	84.9	M	4	
-	-	100.0	-	-	100.0	F	5	
-	-	94.1	-	-	94.1	M	6	
-	-	100.0	-	-	100.0	F	T	
-	-	71.3	-	-	71.3	M	1	
-	-	100.0	-	-	100.0	F	2	
-	-	100.0	-	-	100.0	M	3	
-	-	95.1	-	-	95.1	F	4	
100.0	-	100.0	-	-	100.0	M	5	
-	-	96.9	-	-	96.9	F	6	
100.0	-	100.0	-	-	100.0	M	T	
-	-	99.1	-	-	99.2	F	1	
-	-	100.0	-	-	100.0	M	2	
-	-	83.1	-	-	83.1	F	3	
100.0	-	100.0	-	-	100.0	M	4	
-	-	87.4	-	-	87.8	F	5	
100.0	-	100.0	-	-	100.0	M	6	
-	-	79.3	-	-	79.4	F	T	
100.0	-	100.0	-	-	100.0	M	1	INST. DE CREDIT
-	-	100.0	-	-	100.0	F	2	DONT PERSONNEL AUTRES STATUTS
-	-	94.8#	-	-	94.8#	M	3	
-	-	100.0	-	-	100.0	F	4	
-	-	98.9	-	-	98.9	M	5	
-	-	100.0	-	-	100.0	F	6	
-	-	104.0	-	-	104.0	M	T	
100.0#	-	100.0	-	-	100.0	F	1	
-	-	94.4	-	-	95.7	M	2	
-	-	100.0	-	-	100.0	F	3	
-	-	82.0	-	-	82.0	M	4	
100.0#	-	100.0	-	-	100.0	F	5	
-	-	83.9	-	-	84.1	M	6	
-	-	100.0	-	-	100.0	F	T	
-	-	91.6#	-	-	91.6#	M	1	812/813 INSTITUTIONS DE CREDIT
-	-	100.0	-	-	100.0	F	2	
-	-	94.4	-	-	94.4	M	3	
100.0	-	100.0	-	-	100.0	F	4	
-	-	96.1	-	-	96.1	M	5	
100.0	-	100.0	-	-	100.0	F	6	
-	-	99.2	-	-	99.2	M	T	
100.0#	-	100.0	-	-	100.0	F	1	
-	-	85.8	-	-	85.8	M	2	
100.0	-	100.0	-	-	100.0	F	3	
-	-	87.0	-	-	87.1	M	4	
100.0	-	100.0	-	-	100.0	F	5	
-	-	79.5	-	-	79.5	M	6	
100.0	-	100.0	-	-	100.0	F	T	
110.1#	-	79.5	-	-	79.5	M		



Series **E**  
Série **E**







TAB.E1

EMPLOYEES ACCORDING TO ACTIVITY, SEX, QUALIFICATION, REGION AND TYPE OF EMPLOYEMENT

(THOUSANDS)		TYPE OF EMPLOYEMENT: PART-TIME										(MILLIERS)													
ACTIVITY	NACE	QUALIFICATION	SEX	REGION										TOTAL											
				PIEM. AOSTA LIGUR.	LOMB.	TRENT. FRIULI VENETO	EMILIA ROMAG.	MARCHE TOSC. UMBRIA	LAZIO	ABRUZ. MOLISE	CAMP.	PUGLIA BASI. CALAB.	SICIL.		SARD.										
CREDIT INSTS. WITH STAFF OF CIV. SERV. STATUS			1	M	-	-	-	-	-	-	-	-	-	-	-	-	-	-	-	-	-				
				F	-	-	-	-	-	-	-	-	-	-	-	-	-	-	-	-	-	-	-		
				T	-	-	-	-	-	-	-	-	-	-	-	-	-	-	-	-	-	-	-	-	
				M	-	-	-	-	-	-	-	-	-	-	-	-	-	-	-	-	-	-	-	-	
				F	-	-	-	-	-	-	-	-	-	-	-	-	-	-	-	-	-	-	-	-	
				T	-	-	-	-	-	-	-	-	-	-	-	-	-	-	-	-	-	-	-	-	
				T	-	-	-	-	-	-	-	-	-	-	-	-	-	-	-	-	-	-	-	-	-
CREDIT INSTS. WITH STAFF OF COLL. AGRT. STATUS			1	M	-	-	-	-	-	-	-	-	-	-	-	-	-	-	-	-	-	-			
				F	-	-	-	-	-	-	-	-	-	-	-	-	-	-	-	-	-	-	-	-	
				T	-	-	-	-	-	-	-	-	-	-	-	-	-	-	-	-	-	-	-	-	-
				M	-	-	-	-	-	-	-	-	-	-	-	-	-	-	-	-	-	-	-	-	-
				F	-	-	-	-	-	-	-	-	-	-	-	-	-	-	-	-	-	-	-	-	-
				T	-	-	-	-	-	-	-	-	-	-	-	-	-	-	-	-	-	-	-	-	-
				T	-	-	-	-	-	-	-	-	-	-	-	-	-	-	-	-	-	-	-	-	-
CREDIT INSTS. WITH STAFF OF OTHER STATUS			1	M	-	-	-	-	-	-	-	-	-	-	-	-	-	-	-	-	-	-			
				F	-	-	-	-	-	-	-	-	-	-	-	-	-	-	-	-	-	-	-	-	
				T	-	-	-	-	-	-	-	-	-	-	-	-	-	-	-	-	-	-	-	-	-
				M	-	-	-	-	-	-	-	-	-	-	-	-	-	-	-	-	-	-	-	-	-
				F	-	-	-	-	-	-	-	-	-	-	-	-	-	-	-	-	-	-	-	-	-
				T	-	-	-	-	-	-	-	-	-	-	-	-	-	-	-	-	-	-	-	-	-
				T	-	-	-	-	-	-	-	-	-	-	-	-	-	-	-	-	-	-	-	-	-
CREDIT INSTITUTIONS	812/813		1	M	-	-	-	-	-	-	-	-	-	-	-	-	-	-	-	-	-	-			
				F	-	-	-	-	-	-	-	-	-	-	-	-	-	-	-	-	-	-	-	-	
				T	-	-	-	-	-	-	-	-	-	-	-	-	-	-	-	-	-	-	-	-	-
				M	-	-	-	-	-	-	-	-	-	-	-	-	-	-	-	-	-	-	-	-	-
				F	-	-	-	-	-	-	-	-	-	-	-	-	-	-	-	-	-	-	-	-	-
				T	-	-	-	-	-	-	-	-	-	-	-	-	-	-	-	-	-	-	-	-	-
				M	-	-	-	-	-	-	-	-	-	-	-	-	-	-	-	-	-	-	-	-	-
				F	-	-	-	-	-	-	-	-	-	-	-	-	-	-	-	-	-	-	-	-	-
				T	-	-	-	-	-	-	-	-	-	-	-	-	-	-	-	-	-	-	-	-	-
				M	-	-	-	-	-	-	-	-	-	-	-	-	-	-	-	-	-	-	-	-	-
				F	-	-	-	-	-	-	-	-	-	-	-	-	-	-	-	-	-	-	-	-	-
				T	-	-	-	-	-	-	-	-	-	-	-	-	-	-	-	-	-	-	-	-	-
				M	-	-	-	-	-	-	-	-	-	-	-	-	-	-	-	-	-	-	-	-	-
				F	-	-	-	-	-	-	-	-	-	-	-	-	-	-	-	-	-	-	-	-	-
T	-	-	-	-	-	-	-	-	-	-	-	-	-	-	-	-	-	-	-	-	-				

TAB.E1

SALARIES SELON L'ACTIVITE, LE SEXE,  
LA QUALIFICATION, LA REGION ET LE  
REGIME DE TRAVAIL

REGIME DE TRAVAIL: TEMPS PARTIEL

(%)

(%)

REGION												SEXE	QUALIFICATION	NACE	ACTIVITE
PIEM. AOSTA LIGUR.	LOMB.	TRENT. FRIULI VENETO	EMILIA - ROMAG.	MARCHE TOSC. UMBRIA	LAZIO	ABRUZ. - MOLISE	CAMP.	PUGLIA BASIL. CALAB.	SICIL.	SARD.	TOTAL				
-	-	-	-	-	-	-	-	-	-	-	-	M	1	INST. DE CREDIT DONT PERSONNEL ASS. FONCT.	
-	-	-	-	-	-	-	-	-	-	-	-	F	2		
-	-	-	-	-	-	-	-	-	-	-	-	T	3		
-	-	-	-	-	-	-	-	-	-	-	-	M	4		
-	-	-	-	-	-	-	-	-	-	-	-	F	5		
-	-	-	-	-	-	-	-	40.0	18.2	-	100.0	M	6		
-	-	-	-	-	-	-	9.6	19.8	53.1	-	100.0	F	T	INST. DE CREDIT DONT PERSONNEL BEN. CONV. COLLECT.	
-	-	-	-	-	-	-	6.0	10.3	24.6	44.8	5.2	100.0	M		1
-	-	-	-	-	-	-	-	9.6	37.3	16.9	100.0	F	2		
-	-	-	-	-	-	-	5.9	11.0	19.8	53.1	5.5	100.0	T		3
-	-	-	-	-	-	-	-	-	24.2	44.1	-	100.0	M		4
-	-	-	-	-	-	-	-	-	-	-	-	F	5		
-	-	-	-	-	-	-	-	-	-	-	100.0	M	6	INST. DE CREDIT DONT PERSONNEL AUTRES STATUTS	
-	-	-	-	-	-	-	-	-	-	-	100.0	F	1		
-	-	-	-	-	-	-	-	-	-	-	100.0	T	2		
-	-	-	-	-	-	-	-	-	-	-	100.0	M	3		
-	-	-	-	-	-	-	-	-	-	-	100.0	F	4		
-	-	-	-	-	-	-	-	-	-	-	100.0	T	5		
6.8	10.6	-	-	44.6	44.8	-	-	-	-	-	100.0	M	6	INST. DE CREDIT DONT PERSONNEL AUTRES STATUTS	
6.1	10.4	2.2	2.3	41.2	24.2	-	-	5.1	5.0	-	100.0	F	1		
11.6	11.6	-	-	22.5	26.8	-	-	5.8	4.5	-	100.0	T	2		
8.5	11.0	1.9	2.4	42.6	30.9	-	-	-	-	-	100.0	M	3		
9.1	11.1	2.8	3.0	38.6	23.5	-	-	4.7	4.7	-	100.0	F	4		
-	-	-	-	-	25.0	-	-	5.1	4.0	-	100.0	T	5		
100.0	-	-	-	-	-	-	-	-	-	-	100.0	M	6	812/813 INSTITUTIONS DE CREDIT	
90.4	-	-	-	-	-	-	-	-	-	-	100.0	F	1		
-	-	-	-	-	-	-	-	-	-	-	100.0	T	2		
-	-	-	-	-	-	-	-	-	-	-	100.0	M	3		
-	-	-	-	-	-	-	-	-	-	-	100.0	F	4		
-	-	-	-	-	-	-	-	-	-	-	100.0	T	5		
71.2	-	-	-	-	-	-	-	-	-	-	100.0	M	6	812/813 INSTITUTIONS DE CREDIT	
69.8	-	-	-	-	-	-	-	-	-	-	100.0	F	1		
-	-	-	-	-	-	-	-	-	-	-	100.0	T	2		
95.6	-	-	-	-	-	-	-	-	-	-	100.0	M	3		
82.0	-	-	-	-	-	-	-	-	-	-	100.0	F	4		
-	-	-	-	-	-	-	-	-	-	-	100.0	T	5		
48.3	-	-	-	-	-	-	-	-	-	-	100.0	M	6	812/813 INSTITUTIONS DE CREDIT	
44.6	-	-	-	-	-	-	-	-	-	-	100.0	F	1		
-	-	-	-	-	-	-	-	-	-	-	100.0	T	2		
-	-	-	-	-	-	-	-	-	-	-	100.0	M	3		
-	-	-	-	-	-	-	-	-	-	-	100.0	F	4		
-	-	-	-	-	-	-	-	-	-	-	100.0	T	5		
-	-	-	-	-	27.9	-	-	22.8	7.9	-	100.0	M	6	812/813 INSTITUTIONS DE CREDIT	
5.8	7.7	2.6	-	34.1	18.5	-	2.6	8.3	17.2	-	100.0	F	1		
5.1	7.3	2.7	1.7	30.6	19.9	1.6	3.3	10.5	15.8	1.4	100.0	T	2		
16.7	8.3	-	-	16.5	19.6	5.0	5.7	13.3	5.1	-	100.0	M	3		
15.2	7.4	2.5	1.6	30.3	16.7	-	2.3	7.3	15.0	-	100.0	F	4		
15.5	7.6	2.8	2.1	27.3	17.3	1.7	3.1	8.6	12.9	1.2	100.0	T	5		













TAB.E3

INDEX OF MEAN GROSS  
MONTHLY PAY (CORRECTED)  
OF FULL-TIME FEMALE  
EMPLOYEES ACCORDING TO  
ACTIVITY,  
QUALIFICATION AND REGION

INDICE DE LA REMUNERATION  
MENSUELLE BRUTE CORRIGEE  
MOYENNE DES SALAIRES  
FEMININS A TEMPS PLEIN  
SELON L'ACTIVITE,  
LA QUALIFICATION ET LA REGION


(PAY OF FULL-TIME MALES EES.=100)

(REM. DES SAL. MASC. A TEMPS PLEIN=100)

REGION												SEX	QUALIFICATION	NACE	ACTIVITE
PIEM. AOSTA LIGUR.	LOMB.	TRENT. FRIULI VENETO	EMILIA ROMAG.	MARCHE TOSC. UMBRIA	LAZIO	ABRUZ. MOLISE	CAMP.	PUGLIA BASIL. CALAB.	SICIL.	SARD.	TOTAL				
-	-	-	-	-	-	-	-	-	-	-	-	M	1	INST. DE CREDIT DONT PERSONNEL ASS. FONCT.	
100.0	100.0	100.0	100.0	100.0	100.0	100.0	100.0	100.0	100.0	100.0	100.0	F	2		
-	-	-	-	-	-	-	-	-	-	-	-	M	3		
100.0	100.0	100.0	100.0	100.0	100.0	100.0	100.0	100.0	100.0	100.0	100.0	F	4		
99.5	99.4	88.6	84.2	98.8#	95.3	95.6	92.9	95.2	83.0	99.1	87.7	M	5		
100.0	100.0	100.0	100.0	100.0	100.0	100.0	100.0	100.0	100.0	100.0	100.0	F	6		
100.0	100.0	100.0	100.0	100.0	100.0	100.0	100.0	100.0	100.0	100.0	100.0	M	7		
76.3	80.7	70.4	67.8	75.0	73.3	73.6	68.2	74.2	71.4	72.2	71.3	F	1		INST. DE CREDIT DONT PERSONNEL BEN.COMV.COLLECT.
100.0	100.0	100.0	100.0	100.0	100.0	100.0	100.0	100.0	100.0	100.0	100.0	M	2		
100.0	100.0	100.0	100.0	100.0	100.0	100.0	100.0	100.0	100.0	100.0	100.0	F	3		
95.5	94.4	100.2	99.9	96.0	93.8	96.2	102.8	108.8#	101.2	98.2	96.9	M	4		
100.0	100.0	100.0	100.0	100.0	100.0	100.0	100.0	100.0	100.0	100.0	100.0	F	5		
98.1	96.3	97.5	99.6	96.8	103.5	97.6	99.7	102.4	100.3	103.8	99.2	M	6		
100.0	100.0	100.0	100.0	100.0	100.0	100.0	100.0	100.0	100.0	100.0	100.0	F	7		
74.9	80.4	86.5	85.2	84.9	83.2	86.5	82.3	88.6	96.3	88.0	83.1	M	8		
100.0	100.0	100.0	100.0	100.0	100.0	100.0	100.0	100.0	100.0	100.0	100.0	F	9		
72.4	92.2	98.6	100.8#	95.0	91.3#	-	-	86.5	79.5	-	87.8	M	10		
100.0	100.0	100.0	100.0	100.0	100.0	100.0	100.0	100.0	100.0	100.0	100.0	F	11		
77.2	77.9	79.6	81.7	79.1	77.4	82.0	80.0	85.7	84.2	78.4	79.4	M	12	INST. DE CREDIT DONT PERSONNEL AUTRES STATUTS	
100.0	-	-	-	-	-	-	-	-	-	-	100.0	M	1		
100.0	100.0	100.0	-	100.0	100.0	-	100.0	-	-	-	100.0	F	2		
-	-	-	-	-	-	-	-	-	-	-	94.8#	M	3		
100.0	100.0	100.0	-	100.0	100.0	-	100.0	-	100.0	-	100.0	F	4		
106.7	-	96.6	-	88.6	-	-	-	-	-	-	98.9	M	5		
100.0	100.0	100.0	100.0	100.0	100.0	100.0	100.0	100.0	100.0	-	100.0	F	6		
101.2	99.2	96.9	-	99.0	108.6	-	-	-	-	-	104.0	M	7		
100.0	100.0	100.0	-	97.0#	85.6	-	100.0	-	100.0	-	100.0	F	8		
91.1	83.3	78.1#	-	-	-	-	103.2	-	-	-	95.7	M	9		
100.0	100.0	100.0	-	100.0#	87.6	100.0	100.0	-	-	-	100.0	F	10		
86.5	-	-	-	-	87.6	-	-	-	-	-	82.0	M	11		
100.0	100.0	100.0	-	100.0	100.0	100.0	100.0	100.0#	100.0	-	100.0	F	12	812/813 INSTITUTIONS DE CREDIT	
83.4	79.4#	81.7	-	88.4	79.9	69.2	106.1#	-	-	-	84.1	M	1		
100.0	100.0	100.0	100.0	100.0	100.0	100.0	100.0	100.0	100.0	-	100.0	F	2		
100.0	100.0	100.0	100.0	100.0	100.0	100.0	100.0	100.0	100.0	100.0	100.0	M	3		
101.5#	98.8#	102.5#	-	-	84.0	-	104.5	-	-	-	94.4	F	4		
96.5	94.3	100.1	99.7	96.0	92.7	96.2	99.7	106.7	88.8	97.9	96.1	M	5		
100.0	100.0	100.0	100.0	100.0	100.0	100.0	100.0	100.0	100.0	100.0	100.0	F	6		
99.3	96.2	97.3	99.5	96.9	104.5	97.4	101.4	101.1	94.2	100.2	99.2	M	7		
100.0	100.0	100.0	100.0	100.0	100.0	100.0	100.0	100.0	100.0	100.0	100.0	F	8		
79.8	82.5	85.8	85.2	85.9	87.7	87.7	91.3	89.1	87.5	88.7	85.9	M	9		
100.0	100.0	100.0	100.0	100.0	100.0	100.0	100.0	100.0	100.0	100.0	100.0	F	10		
77.4	83.6	88.4	100.6#	95.5	97.3	91.5	91.8	93.4	82.3	-	87.1	M	11		
100.0	100.0	100.0	100.0	100.0	100.0	100.0	100.0	100.0	100.0	100.0	100.0	F	12		
79.2	77.9	79.9	81.6	79.4	78.1	80.8	78.6	83.8	80.9	77.7	79.5	M	T		



**Insurance  
Assurances**



Series  
Série **A**

TAB.A1

EMPLOYEES ACCORDING TO ACTIVITY, SEX,  
QUALIFICATION AND TYPE OF EMPLOYMENT

(THOUSANDS) TYPE OF EMPLOYMENT: FULL-TIME (MILLIERS)

ACTIVITY	NACE	SEX	QUALIFICATION							TOT. ENS.
			I	II	III	IV	V	VI	(*)	
INSURANCE	82	M	0.8	2.4	9.5	14.0	6.4	2.2	-	35.3
		F	-	0.1	0.6	6.5	11.6	0.2	-	19.0
		T	0.8	2.4	10.2	20.5	18.0	2.4	-	54.3

(THOUSANDS) TYPE OF EMPLOYMENT: PART-TIME (MILLIERS)

ACTIVITY	NACE	SEX	QUALIFICATION							TOT. ENS.
			I	II	III	IV	V	VI	(*)	
INSURANCE	82	M	-	-	-	0.0	-	-	-	0.0
		F	-	-	-	-	0.1	0.1	-	0.1
		T	-	-	-	0.0	0.1	0.1	-	0.2

(THOUSANDS) TYPE OF EMPLOYMENT: ALL TYPES OF EMPLOYMENT (MILLIERS)

ACTIVITY	NACE	SEX	QUALIFICATION							TOT. ENS.
			I	II	III	IV	V	VI	(*)	
INSURANCE	82	M	0.8	2.4	9.5	14.0	6.4	2.2	-	35.3
		F	-	0.1	0.6	6.5	11.6	0.3	-	19.2
		T	0.8	2.4	10.2	20.5	18.0	2.5	-	54.5

TAB.A1

SALARIES SELON L ACTIVITE, LE SEXE, LA  
QUALIFICATION ET LE REGIME DE TRAVAIL

(%)

REGIME DE TRAVAIL: TEMPS PLEIN (%)

QUALIFICATION								S E X E	NACE	ACTIVITE
I	II	III	IV	V	VI	(*)	T06. ENS.			
2.4	6.7	27.0	39.6	18.1	6.2	-	100.0	M	82	ASSURANCES
.	0.3	3.3	34.1	60.9	1.3	-	100.0	F		
1.6	4.5	18.7	37.7	33.1	4.5	-	100.0	T		

(%)

REGIME DE TRAVAIL: TEMPS PARTIEL (%)

QUALIFICATION								S E X E	NACE	ACTIVITE
I	II	III	IV	V	VI	(*)	T06. ENS.			
.	.	.	63.2	36.8	-	-	100.0	M	82	ASSURANCES
.	.	.	12.3	32.3	59.4	-	100.0	F		
.	.	.			48.8	-	100.0	T		

(%)

REGIME DE TRAVAIL: ENS. DES REGIMES DE TRAVAIL (%)

QUALIFICATION								S E X E	NACE	ACTIVITE
I	II	III	IV	V	VI	(*)	T06. ENS.			
2.4	6.7	27.0	39.6	18.1	6.2	-	100.0	M	82	ASSURANCES
.	0.3	3.3	33.8	60.7	1.7	-	100.0	F		
1.6	4.4	18.7	37.6	33.1	4.6	-	100.0	T		

TAB. A2

EMPLOYEES ACCORDING TO ACTIVITY, SEX,  
SIZE OF ENTERPRISE AND TYPE OF  
EMPLOYMENT

(%) TYPE OF EMPLOYMENT: FULL-TIME

ACTIVITY	NACE	SEX	SIZE OF ENTERPRISE (NUMBER OF EMPLOYEES)								
			10	20	50	100	200	500	1000	2000	>=
			19	49	99	199	499	999	1999	4999	5000
INSURANCE	82	M F T	2.8 7.0 4.3	13.5 23.7 17.1	5.5 6.1 5.7	7.7 7.9 7.7	25.3 23.7 24.8	6.1 4.8 5.7	17.9 14.7 16.8	21.1 12.0 17.9	- - -

(%) TYPE OF EMPLOYMENT: PART-TIME

ACTIVITY	NACE	SEX	SIZE OF ENTERPRISE (NUMBER OF EMPLOYEES)								
			10	20	50	100	200	500	1000	2000	>=
			19	49	99	199	499	999	1999	4999	5000
INSURANCE	82	M F T	- - -	- - -	- - -	12.8 12.0	21.1 18.4	- -	- -	29.4 30.5	- -

(%) TYPE OF EMPLOYMENT: ALL TYPES OF EMPLOYMENT

ACTIVITY	NACE	SEX	SIZE OF ENTERPRISE (NUMBER OF EMPLOYEES)								
			10	20	50	100	200	500	1000	2000	>=
			19	49	99	199	499	999	1999	4999	5000
INSURANCE	82	M F T	2.8 7.0 4.3	13.5 23.6 17.1	5.5 6.2 5.8	7.7 7.9 7.7	25.3 23.7 24.7	6.1 4.6 5.6	17.9 14.7 16.8	21.1 12.1 18.0	- - -



TAB. A2

SALARIES SELON L ACTIVITE, LE SEXE  
LA TAILLE DE L ENTREPRISE ET LE  
REGIME DE TRAVAIL

REGIME DE TRAVAIL: TEMPS PLEIN

(%)

TAILLE DE L ENTREPRISE (NOMBRE DE SALARIES)								S E X E	NACE	ACTIVITE	
10	50	100	200	500	>=	(°)	T06.				
-	-	-	-	-	-	-	-	ENS.			
49	99	199	499	999	1000						
16.3	5.5	7.7	25.3	6.1	39.1	-	100.0		M	82	ASSURANCES
30.7	6.1	7.9	23.7	4.8	26.7	-	100.0		F		
21.4	5.7	7.7	24.8	5.7	34.7	-	100.0		T		

REGIME DE TRAVAIL: TEMPS PARTIEL

(%)

TAILLE DE L ENTREPRISE (NOMBRE DE SALARIES)								S E X E	NACE	ACTIVITE	
10	50	100	200	500	>=	(°)	T06.				
-	-	-	-	-	-	-	-	ENS.			
49	99	199	499	999	1000						
.	.	12.8	21.1	.	37.1	-	100.0		M	82	ASSURANCES
.	.	12.0	18.4	.	38.9	-	100.0		F		
.	.			.		-	100.0		T		

REGIME DE TRAVAIL: ENS. DES REGIMES DE TRAVAIL

(%)

TAILLE DE L ENTREPRISE (NOMBRE DE SALARIES)								S E X E	NACE	ACTIVITE	
10	50	100	200	500	>=	(°)	T06.				
-	-	-	-	-	-	-	-	ENS.			
48	99	199	499	999	1000						
16.3	5.5	7.7	25.3	6.1	38.1	-	100.0		M	82	ASSURANCES
30.6	6.2	7.9	23.7	4.8	26.8	-	100.0		F		
21.3	5.8	7.7	24.7	5.6	34.8	-	100.0		T		

**TAB. A3**

**EMPLOYEES ACCORDING TO ACTIVITY, SEX,  
AGE AND TYPE OF EMPLOYMENT.**

(%) TYPE OF EMPLOYMENT: FULL-TIME

ACTIVITY	NACE	SEX	AGE (COMPLETED YEARS)											TOT. ENS.	
			< 16	16	18	21	25	30	35	40	45	50	55		>= 60
			16	17	20	24	29	34	39	44	49	54	59		60
INSURANCE	82	M	.	.	1.1	6.1	20.2	21.8	16.2	11.4	8.9	8.2	3.8	2.1	100.0
		F	.	.	8.2	19.2	29.5	17.4	9.9	5.5	4.7	4.6	0.8	.	100.0
		T	.	0.1	3.6	10.7	23.5	20.3	14.0	9.3	7.4	7.0	2.8	1.4	100.0

(%) TYPE OF EMPLOYMENT: PART-TIME

ACTIVITY	NACE	SEX	AGE (COMPLETED YEARS)											TOT. ENS.	
			< 16	16	18	21	25	30	35	40	45	50	55		>= 60
			16	17	20	24	29	34	39	44	49	54	59		60
INSURANCE	82	M	.	.	.	.	.	.	.	.	.	.	.	.	100.0
		F	.	.	.	12.2	.	.	.	.	.	24.7	.	.	100.0
		T	.	.	.	10.0	22.5	.	.	12.8	.	21.0	.	.	100.0

(%) TYPE OF EMPLOYMENT: ALL TYPES OF EMPLOYMENT

ACTIVITY	NACE	SEX	AGE (COMPLETED YEARS)											TOT. ENS.	
			< 16	16	18	21	25	30	35	40	45	50	55		>= 60
			16	17	20	24	29	34	39	44	49	54	59		60
INSURANCE	82	M	.	.	1.1	6.1	20.2	21.8	16.2	11.4	8.8	8.2	3.8	2.0	100.0
		F	.	.	8.2	19.2	29.4	17.3	9.9	5.5	4.8	4.7	0.8	0.1	100.0
		T	.	0.1	3.6	10.7	23.5	20.2	14.0	9.3	7.4	7.0	2.8	1.4	100.0

TAB. A3

SALARIES SELON L ACTIVITE, LE SEXE,  
L AGE ET LE REGIME DE TRAVAIL.

REGIME DE TRAVAIL: TEMPS PLEIN

(%)

AGE (ANNEES REVOLUES)							S E X E	NACE	ACTIVITE
< 21	21 - 29	30 - 44	45 - 54	>= 55	(°)	TOT. ENS.			
1.3	26.3	49.4	17.1	5.8	-	100.0	M F T	82	ASSURANCES
8.3	48.7	32.8	9.3	0.9	-	100.0			
3.7	34.2	43.6	14.4	4.1	-	100.0			

REGIME DE TRAVAIL: TEMPS PARTIEL

(%)

AGE (ANNEES REVOLUES)							S E X E	NACE	ACTIVITE
< 21	21 - 29	30 - 44	45 - 54	>= 55	(°)	TOT. ENS.			
.	27.9	21.4	38.6	.	-	100.0	M F T	82	ASSURANCES
.	32.5	24.1	32.4	.	-	100.0			
.						100.0			

REGIME DE TRAVAIL: ENS. DES REGIMES DE TRAVAIL

(%)

AGE (ANNEES REVOLUES)							S E X E	NACE	ACTIVITE
< 21	21 - 29	30 - 44	45 - 54	>= 55	(°)	TOT. ENS.			
1.3	26.3	49.4	17.1	5.8	-	100.0	M F T	82	ASSURANCES
8.3	48.6	32.7	9.5	0.9	-	100.0			
3.7	34.2	43.5	14.4	4.1	-	100.0			

**TAB. A4**

**EMPLOYEES ACCORDING TO ACTIVITY,SEX,  
LENGTH OF SERVICE IN ENTERPRISE AND  
TYPE OF EMPLOYMENT**

(%)

ACTIVITY	NACE	SEX	TYPE OF EMPLOYMENT					REGIME DE TRAVAIL		TYPE OF EMPLOYMENT		
			FULL-TIME					TEMPS PLEIN		PART-TIME		
			LENGTH OF SERVICE IN ENTERPRISE (COMPLETED YEARS)									
			< 2	2 4	5 8	10 19	>= 20	(°)	TOT. ENS.	< 2	2 4	5 9
INSURANCE	82	M	15.6	25.7	26.0	22.5	10.2	-	100.0	-	-	-
		F	20.0	25.5	26.5	21.5	6.5	-	100.0	39.9	17.3	-
		T	17.1	25.7	26.2	22.1	8.8	-	100.0	36.8	16.2	-

**TAB.A5**

**EMPLOYEES ACCORDING TO ACTIVITY,SEX,  
SYSTEM OF PAYMENT AND TYPE OF EMPLOYMENT**

(%)

ACTIVITY	NACE	SEX	TYPE OF EMPLOYMENT				REGIME DE TRAVAIL		TYPE OF EMPLOYMENT			
			FULL-TIME				TEMPS PLEIN		PART-TIME			
			SYSTEM OF PAYMENT									
			PAID ON COMM.	REM. A LA COM.	NOT PAID ON COMM.	NON REM ON A LA COM.	(°)	TOT. ENS.	PAID ON COMM.	REM. A LA COM.	NOT PAID ON COMM.	NON REM ON A LA COM.
INSURANCE	82	M	-	-	100.0	-	-	100.0	-	-	-	100.0
		F	-	-	100.0	-	-	100.0	-	-	-	100.0
		T	-	-	100.0	-	-	100.0	-	-	-	100.0

TAB. A4

SALARIES SELON L ACTIVITE, LE SEXE,  
L ANCIENNETE DANS L ENTREPRISE ET  
LE REGIME DE TRAVAIL

(%)

REGIME DE TRAVAIL		ALLTYPES		ENS. DES REGIMES							S E X E	MACE	ACTIVITE
TEMPS PARTIEL		OF EMPLOYMENT		DE TRAVAIL									
ANCIENNETE DANS L ENTREPRISE (ANNEES REVOLUES)													
10	>=	(°)	TOT.	<	2	5	10	>=	(°)	TOT.	M F T	82	ASSURANCES
19	20		ENS.	2	4	9	19	20	ENS.				
-	-	-	100.0	15.6	25.7	26.0	22.5	10.2	-	100.0			
31.0	-	-	100.0	20.2	25.4	26.4	21.5	6.5	-	100.0			
33.3	-	-	100.0	17.2	25.6	26.1	22.2	8.9	-	100.0			

TAB.A5

EMPLOYES SELON L ACTIVITE, LE SEXE,  
LE SYSTEME DE REMUNERATION ET LE  
REGIME DE TRAVAIL

(%)

REGIME DE TRAVAIL		ALLTYPES		ENS. DES REGIMES							S E X E	MACE	ACTIVITE	
TEMPS PARTIEL		OF EMPLOYMENT		DE TRAVAIL										
SYSTEME DE REMUNERATION														
(°)	TOT.	PAID	REM.	NOT	NON	(°)	TOT.					M F T	82	ASSURANCES
	ENS.	ON	A LA	PAID	ON A LA		ENS.							
		COMM.	COM.	ON	LA									
				COMM.	COM.									
-	100.0	-		100.0		-	100.0							
-	100.0	-		100.0		-	100.0							
-	100.0	-		100.0		-	100.0							

**TAB.A6**

AGE : MEAN (M) AND COEFFICIENT OF VARIATION (CV) ACCORDING TO ACTIVITY, SEX, QUALIFICATION AND TYPE OF EMPLOYMENT

M TYPE OF EMPLOYMENT: FULL-TIME

ACTIVITY	NACE	SEX	QUALIFICATION							TOG. ENS.
			I	II	III	IV	V	VI	(*)	
INSURANCE	82	M	45.0	43.8	38.0	31.4	31.8	36.9	-	34.7
		F	-	41.2	38.6	31.0	26.3	25.4#	-	28.4
		T	44.9	43.7	38.0	31.3	28.2	35.8	-	32.5

M TYPE OF EMPLOYMENT: PART-TIME

ACTIVITY	NACE	SEX	QUALIFICATION							TOG. ENS.
			I	II	III	IV	V	VI	(*)	
INSURANCE	82	M	-	-	-	27.1#	-	-	-	30.7
		F	-	-	-	-	23.0	46.0	-	37.2
		T	-	-	-	27.6	23.3	46.0	-	36.0

M TYPE OF EMPLOYMENT: ALL TYPES OF EMPLOYMENT

ACTIVITY	NACE	SEX	QUALIFICATION							TOG. ENS.
			I	II	III	IV	V	VI	(*)	
INSURANCE	82	M	45.0	43.8	38.0	31.4	31.8	36.8	-	34.7
		F	-	41.2	38.6	31.0	26.3	31.5	-	28.5
		T	44.9	43.7	38.0	31.2	28.2	36.1	-	32.5

**TAB.A6**

AGE : MOYENNE (M) ET COEFFICIENT  
DE VARIATION (CV) SELON L'ACTIVITE,  
LE SEXE, LA QUALIFICATION ET  
LE REGIME DE TRAVAIL

REGIME DE TRAVAIL: TEMPS PLEIN

CV

QUALIFICATION								S E X E	NACE	ACTIVITE
I	II	III	IV	V	VI	(*)	TOT. ENS.			
18.3	18.1	22.5	26.8	33.7	33.5	-	28.9	M F T	82	ASSURANCES
.	17.3	23.4	29.9	29.1	46.7#	-	31.3			
18.0	18.2	22.6	27.8	32.7	35.5	-	31.1			

REGIME DE TRAVAIL: TEMPS PARTIEL

CV

QUALIFICATION								S E X E	NACE	ACTIVITE
I	II	III	IV	V	VI	(*)	TOT. ENS.			
.	.	.	24.5#	.	-	-	27.5	M F T	82	ASSURANCES
.	.	.	23.8	25.6	15.3	-	34.3			
.	.	.	23.8	24.8	15.3	-	34.3			

REGIME DE TRAVAIL: ENS. DES REGIMES DE TRAVAIL

CV

QUALIFICATION								S E X E	NACE	ACTIVITE
I	II	III	IV	V	VI	(*)	TOT. ENS.			
18.2	18.1	22.5	26.8	33.7	33.5	-	28.9	M F T	82	ASSURANCES
.	17.3	23.3	29.9	29.1	44.8	-	31.5			
18.0	18.1	22.6	27.8	32.7	35.2	-	31.2			

TAB.A7

LENGTH OF SERVICE IN ENTERPRISE :  
 MEAN (M) AND COEFFICIENT OF VARIATION  
 (CV) ACCORDING TO ACTIVITY, SEX,  
 QUALIFICATION AND TYPE OF EMPLOYMENT

M TYPE OF EMPLOYMENT: FULL-TIME

ACTIVITY	NACE	SEX	QUALIFICATION							TOG.	ENS.
			I	II	III	IV	V	VI	(*)		
INSURANCE	82	M	9.4#	12.2	11.6	6.5	7.0	6.0	-	8.4	
		F	-	-	14.8	9.1	5.9	-	-	7.3	
		T	9.4#	12.2	11.8	7.4	6.3	5.7	-	8.0	

M TYPE OF EMPLOYMENT: PART-TIME

ACTIVITY	NACE	SEX	QUALIFICATION							TOG.	ENS.
			I	II	III	IV	V	VI	(*)		
INSURANCE	82	M	-	-	-	-	-	-	-	-	
		F	-	-	-	-	-	-	-	-	
		T	-	-	-	-	-	-	-	7.1#	

M TYPE OF EMPLOYMENT: ALL TYPES OF EMPLOYMENT

ACTIVITY	NACE	SEX	QUALIFICATION							TOG.	ENS.
			I	II	III	IV	V	VI	(*)		
INSURANCE	82	M	9.4#	12.2	11.6	6.5	7.0	6.0	-	8.4	
		F	-	-	14.8	9.1	5.9	-	-	7.3	
		T	9.4#	12.2	11.8	7.4	6.3	5.8	-	8.0	



TAB.A7

ANCIENNETE DANS L'ENTREPRISE:  
MOYENNE (M) ET COEFFICIENT DE  
VARIATION (CV) SELON L'ACTIVITE, LE  
SEXE, LA QUALIFICATION ET LE REGIME DE TRAVAIL  
REGIME DE TRAVAIL: TEMPS PLEIN

CV

QUALIFICATION								S E X E	NACE	ACTIVITE
I	II	III	IV	V	VI	(*)	TOT. ENS.			
113.4#	90.8	80.2	103.3	95.7	106.5	-	98.8	M F T	82	ASSURANCES
111.6#	91.1	80.0	100.9	95.0	110.9	-	98.3			

REGIME DE TRAVAIL: TEMPS PARTIEL

CV

QUALIFICATION								S E X E	NACE	ACTIVITE
I	II	III	IV	V	VI	(*)	TOT. ENS.			
-	-	-	-	-	-	-	-	M F T	82	ASSURANCES
-	-	-	-	-	-	-	104.4#			

REGIME DE TRAVAIL: ENS. DES REGIMES DE TRAVAIL

CV

QUALIFICATION								S E X E	NACE	ACTIVITE
I	II	III	IV	V	VI	(*)	TOT. ENS.			
113.4#	90.8	80.2	103.3	95.7	106.5	-	98.8	M F T	82	ASSURANCES
111.6#	91.0	80.0	100.9	95.1	110.0	-	98.3			

**TAB.A8**

EMPLOYEES ACCORDING TO ACTIVITY,SEX,  
SCHEDULED WORKING WEEK AND TYPE OF  
EMPLOYMENT

(%)

ACTIVITY	NACE	SEX	TYPE OF EMPLOYMENT							REGIME DE TRAVAIL	
			FULL-TIME							TEMPS PLEIN	
			SCHEDULED WORKING WEEK (HOURS)								
<=36	>36	>38	40	>42	>44	>46	>48	(*)	T06.		
	<=38	<=40	<=42	<=44	<=46	<=48			ENS.		
INSURANCE	82	M	0.5	82.2	16.7	-	-	0.4	0.1	-	100.0
		F	0.6	78.5	20.3	-	-	0.5	-	-	100.0
		T	0.5	80.8	17.9	-	-	0.5	0.1	-	100.0

**TAB.A9**

SCHEDULED WORKING WEEK:  
MEAN (M) AND COEFFICIENT OF VARIATION (CV)  
ACCORDING TO ACTIVITY,SEX,QUALIFICATION  
AND TYPE OF EMPLOYMENT

M TYPE OF EMPLOYMENT: FULL-TIME

ACTIVITY	NACE	SEX	QUALIFICATION								
			I	II	III	IV	V	VI	(*)	T06.	
											ENS.
INSURANCE	82	M	38.5	38.5	38.1	38.1	38.3	39.4	-	38.2	
		F	-	39.0	38.2	38.2	38.3	39.0	-	38.3	
		T	38.5	38.5	38.1	38.1	38.3	39.3	-	38.3	

M TYPE OF EMPLOYMENT: PART-TIME

ACTIVITY	NACE	SEX	QUALIFICATION								
			I	II	III	IV	V	VI	(*)	T06.	
											ENS.
INSURANCE	82	M	-	-	-	20.7#	-	-	-	20.4#	
		F	-	-	-	-	27.9	23.4	-	25.3	
		T	-	-	-	20.6#	27.3	23.4	-	24.4	

**TAB.A8**

SALARIES SELON L ACTIVITE, LE SEXE,  
L HORAIRE HEBDOMADAIRE ET LE REGIME  
DE TRAVAIL

(%)

TYPE OF EMPLOYMENT										REGIME DE TRAVAIL	SEX E	MACE	ACTIVITE
PART-TIME										TEMPS PARTIEL			
HORAIRE HEBDOMADAIRE DU TRAVAIL (HEURES)													
<=24	>24	>26	>28	>30	>32	>34	>36	(*)	TOT.	ENS.			
<=26	<=28	<=30	<=32	<=34	<=36								
84.4	-	-	-	-	-	-	-	-	100.0	M F T	82	ASSURANCES	
59.7	-	-	-	-	-	17.9	-	-	100.0				
64.1	-	-	-	-	-	14.7	-	-	100.0				

**TAB.A9**

HORAIRE HEBDOMADAIRE DE TRAVAIL :  
MOYENNE ET COEFFICIENT DE VARIATION (CV)  
SELON L ACTIVITE, LE SEXE, LA QUALIFICATION  
ET LE REGIME DE TRAVAIL

REGIME DE TRAVAIL: TEMPS PLEIN

CV

QUALIFICATION								SEX E	MACE	ACTIVITE
I	II	III	IV	V	VI	(*)	TOT.			
							ENS.			
3.4	3.1	1.8	2.2	2.6	4.0	-	2.6	M F T	82	ASSURANCES
-	2.7	2.8	2.5	2.5	3.2	-	2.5			
3.4	3.1	1.9	2.3	2.5	3.9	-	2.5			

REGIME DE TRAVAIL: TEMPS PARTIEL

CV

QUALIFICATION								SEX E	MACE	ACTIVITE
I	II	III	IV	V	VI	(*)	TOT.			
							ENS.			
-	-	-	38.6#	-	-	-	37.2#	M F T	82	ASSURANCES
-	-	-	-	29.1	33.9	-	32.9			
-	-	-	37.2#	29.8	33.9	-	34.4			



Series **B**  
Série **B**

**TAB.B1**

EMPLOYEES ACCORDING TO ACTIVITY, SEX,  
BONUSES (PERCENTAGE) AND TYPE OF  
EMPLOYMENT

(x)

ACTIVITY	NACE	SEX	TYPE OF EMPLOYMENT FULL-TIME								REGIME DE TRAVAIL TEMPS PLEIN		TYPE OF EMPLOYMENT PART-TIME				
			% BONUSES														
			0	>0 <5	>=5 <10	>=10 <15	>=15 <20	>=20 <30	>=30 <50	>=50	T06. (*) ENS	0	>0 <5	>=5 <10	>=10 <15	>=15 <20	
INSURANCE	82	M	-	21.3	3.6	1.8	1.9	12.3	50.5	8.7	100.0	-	-	-	-	-	
		F	-	19.7	3.4	2.6	4.8	8.5	54.7	6.3	100.0	-	-	15.3	-	12.8	
		T	-	20.7	3.5	2.0	2.9	11.0	52.0	7.8	100.0	-	-	12.6	-	10.5	

**TAB.B2**

BONUSES PERCENTAGE:  
MEAN (M) AND COEFFICIENT OF  
VARIATION (CV) ACCORDING TO  
ACTIVITY, SEX AND SIZE OF ENTERPRISE

M

ACTIVITY	NACE	SEX	SIZE OF ENTERPRISE (NUMBER OF EMPLOYEES)								
			10	50	100	200	500	>=	(*)	T06.	
			49	99	199	499	999	1000		ENS.	
INSURANCE	82	M	35.1	31.8	29.8	21.3	33.1	27.3	-	27.9	
		F	30.0	32.4	33.0	18.8	34.4	27.6	-	27.3	
		T	32.5	32.0	30.9	20.5	33.5	27.4	-	27.7	

TAB.B1

SALARIES SELON L ACTIVITE, LE SEXE,  
LE POURCENTAGE DE PRIMES ET LE REGIME  
DE TRAVAIL

(x)

REGIME DE TRAVAIL TEMPS PARTIEL		ALL TYPES OF EMPLOYMENT		ENS. DES REGIMES DE TRAVAIL		S E X E	MACE	ACTIVITE							
% PRIMES															
>=20 -  <30	>=30 -  <50	>=50	T06. (*) ENS	0	>0 -  <5				>=5 -  <10	>=10 -  <15	>=15 -  <20	>=20 -  <30	>=30 -  <50	>=50	T06. (*) ENS
.	39.7	-	100.0	-	21.3	3.6	1.8	1.9	12.3	50.5	8.7	100.0	M	82	ASSURANCES
11.8	39.9	.	100.0	-	20.7	3.6	2.1	2.9	11.0	51.9	7.8	100.0	F		
													T		

TAB.B2

POURCENTAGE DE PRIMES:  
MOYENNE (M) ET COEFFICIENT DE  
VARIATION (CV) SELON L ACTIVITE,  
LE SEXE ET LA TAILLE DE L ENTREPRISE

CV

TAILLE ENTREPRISE (NOMBRE DE SALARIES)								S E X E	MACE	ACTIVITE
10	50	100	200	500	>=	(*)	T06.			
49	99	199	499	999	1000		ENS.			
44.9	56.3	50.5	88.9	23.7	62.9	-	63.0	M	82	ASSURANCES
45.8	54.1	51.5	96.3	24.3	56.9	-	60.5	F		
46.1	55.5	51.2	91.4	24.0	61.3	-	62.2	T		

**TAB.B3**

**BONUSES PERCENTAGE:  
MEAN (M) AND COEFFICIENT OF VARIATION (CV)  
ACCORDING TO ACTIVITY, SEX,  
QUALIFICATION AND TYPE OF EMPLOYMENT**

**M** TYPE OF EMPLOYMENT: FULL-TIME

ACTIVITY	NACE	SEX	QUALIFICATION							TOG.
			I	II	III	IV	V	VI	(*)	
INSURANCE	82	M	29.0	34.1	26.9	28.7	26.7	23.6	-	27.9
		F	-	32.0#	21.5	27.3	27.7	19.7#	-	27.3
		T	29.3	34.0	26.5	28.2	27.4	23.2	-	27.7
									ENS.	

**M** TYPE OF EMPLOYMENT: PART-TIME

ACTIVITY	NACE	SEX	QUALIFICATION							TOG.
			I	II	III	IV	V	VI	(*)	
INSURANCE	82	M	-	-	-	27.7#	-	-	-	24.7#
		F	-	-	-	28.4#	33.4#	-	-	25.0#
		T	-	-	-	28.4#	32.7#	-	-	25.0#
									ENS.	

**M** ALL TYPES OF EMPLOYMENT

ACTIVITY	NACE	SEX	QUALIFICATION							TOG.
			I	II	III	IV	V	VI	(*)	
INSURANCE	82	M	28.9	34.0	26.9	28.7	26.7	23.6	-	27.9
		F	-	32.0#	21.5	27.3	27.8	19.6#	-	27.3
		T	29.3	34.0	26.5	28.2	27.4	23.1	-	27.7
									ENS.	



TAB.B3

POURCENTAGE DE PRIMES:  
MOYENNE (M) ET COEFFICIENT DE VARIATION (CV)  
SELON L'ACTIVITE, LE SEXE,  
LA QUALIFICATION ET LE REGIME DE TRAVAIL  
REGIME DE TRAVAIL: TEMPS PLEIN

CV

QUALIFICATION								SEX E	NACE	ACTIVITE
I	II	III	IV	V	VI	(*)	TOT. ENS.			
43.0	45.9	62.8	61.8	69.9	74.3	-	63.0	M F T	82	ASSURANCES
.	26.7#	72.6	64.0	57.6	60.4#	-	60.4			
44.8	45.6	63.5	62.5	62.1	73.6	-	62.1			

REGIME DE TRAVAIL: TEMPS PARTIEL

CV

QUALIFICATION								SEX E	NACE	ACTIVITE
I	II	III	IV	V	VI	(*)	TOT. ENS.			
.	.	.	42.3#	.	-	-	47.5#	M F T	82	ASSURANCES
.	.	.	40.3#	31.5#	.	-	68.3#			
.	.	.	40.3#	32.1#	.	-	65.2#			

ENS. DES REGIMES DE TRAVAIL

CV

QUALIFICATION								SEX E	NACE	ACTIVITE
I	II	III	IV	V	VI	(*)	TOT. ENS.			
43.1	46.0	62.8	61.8	69.9	74.3	-	63.0	M F T	82	ASSURANCES
.	26.7#	72.3	64.0	57.5	71.1#	-	60.5			
44.1	45.6	63.5	62.5	62.0	74.3	-	62.2			



**Series**  
**Série C**

**TAB.C1**

GROSS MONTHLY PAY(CORRECTED) OF  
 FULL-TIME EMPLOYEES :  
 MEAN(M) AND COEFFICIENT OF VARIATION  
 (CV) ACCORDING TO ACTIVITY,SEX AND  
 QUALIFICATION

M

ACTIVITY	NACE	SEX	QUALIFICATION							TOG. ENS.
			I	II	III	IV	V	VI	(*)	
INSURANCE	82	M	1449677	1049131	582438	417277	344992	316779	-	508713
		F	-	918785	538196	404946	324419	243950	-	361655
		T	1442541	1045913	579714	413417	331868	309277	-	458067

**TAB.C2**

INDEX OF MEAN GROSS  
 MONTHLY PAY (CORRECTED) OF  
 FULL-TIME EMPLOYEES  
 ACCORDING TO ACTIVITY,SEX  
 AND QUALIFICATION  
 ( PAY OF ALL FULL-TIME EES. = 100 )

INDICE DE LA REMUNERATION  
 MENSUELLE BRUTE CORRIGEE MOYENNE  
 DES SALARIES A TEMPS PLEIN  
 SELON L ACTIVITE,LE SEXE  
 ET LA QUALIFICATION  
 ( REM. DE L ENS. DES SAL. A TEMPS PLEIN = 100 )

ACTIVITY	NACE	SEX	QUALIFICATION							TOG. ENS.
			I	II	III	IV	V	VI	(*)	
INSURANCE	82	M	285.0	206.2	114.5	82.0	67.8	62.3	-	100.0
		F	-	254.0	148.8	112.0	89.7	67.5	-	100.0
		T	314.9	228.3	126.6	90.3	72.4	67.5	-	100.0

TAB.C1

REMUNERATION MENSUELLE BRUTE  
CORRIGEE DES SALARIES A PLEIN TEMPS:  
MOYENNE(M) ET COEFFICIENT DE  
VARIATION(CV) SELON L ACTIVITE,  
LE SEXE ET LA QUALIFICATION

CV

QUALIFICATION								TOG. ENS.	S E X E	NACE	ACTIVITE
I	II	III	IV	V	VI	(*)					
29.0	30.9	25.9	23.7	27.6	31.4	-	53.8	M F T	82	ASSURANCES	
28.8	30.9	25.9	23.1	23.3	31.6	-	52.4				

TAB.C2

INDEX OF MEAN GROSS  
MONTHLY PAY (CORRECTED) OF  
FULL-TIME FEMALE EMPLOYEES  
ACCORDING TO ACTIVITY  
AND QUALIFICATION

( PAY OF FULL-TIME MALE = 100 )

INDICE DE LA REMUNERATION  
MENSUELLE BRUTE CORRIGEE MOYENNE  
DES SALARIES FEMININS A TEMPS PLEIN  
SELON L ACTIVITE  
ET LA QUALIFICATION

( REM. DES SAL. MASC. A TEMPS PLEIN = 100 )

QUALIFICATION								TOG. ENS.	S E X E	NACE	ACTIVITE
I	II	III	IV	V	VI	(*)					
100.0	100.0	100.0	100.0	100.0	100.0	-	100.0	M F	82	ASSURANCES	
	97.6	92.4	97.0	94.0	77.0	-	71.1				

**TAB.C3**

GROSS ANNUAL PAY OF FULL-TIME  
EMPLOYEES :  
MEAN(M) AND COEFFICIENT OF VARIATION  
(CV) ACCORDING TO ACTIVITY,SEX AND  
QUALIFICATION

M

ACTIVITY	NACE	SEX	QUALIFICATION							TOG. EMS.
			I	II	III	IV	V	VI	(*)	
INSURANCE	82	M	18621355	12583675	7212467	5043499	4298373	4065144	-	6263083
		F		9828197#	6737802	4896228	3935276	2872147	-	4407098
		T	18459673	12516181	7182997	4887285	4072131	3875376	-	5640369

**TAB.C4**

INDEX OF MEAN GROSS  
ANNUAL PAY OF FULL-TIME  
EMPLOYEES  
ACCORDING TO ACTIVITY,SEX  
AND QUALIFICATION  
( PAY OF ALL FULL-TIME EES. = 100 )

INDICE DE LA REMUNERATION  
ANNUELLE BRUTE MOYENNE DES  
SALARIES A TEMPS PLEIN  
SELON L ACTIVITE, LE SEXE  
ET LA QUALIFICATION  
( REM. DE L ENS. DES SAL. A TEMPS PLEIN = 100 )

ACTIVITY	NACE	SEX	QUALIFICATION							TOG. EMS.
			I	II	III	IV	V	VI	(*)	
INSURANCE	82	M	297.3	200.9	115.2	80.5	68.6	64.9	-	100.0
		F		225.3#	152.8	111.1	89.3	67.4	-	100.0
		T	327.3	221.8	127.3	88.6	72.2	70.5	-	100.0

TAB.C3

REMUNERATION ANNUELLE BRUTE  
DES SALARIES A TEMPS PLEIN:  
MOYENNE(M) ET COEFFICIENT DE  
VARIATION(CV) SELON L ACTIVITE,  
LE SEXE ET LA QUALIFICATION

CY

QUALIFICATION								S E X E	MACE	ACTIVITE
I	II	III	IV	V	VI	(*)	TOT. ENS.			
33.7	37.7	26.3	22.2	22.2	28.2	-	55.3	M	82	ASSURANCES
33.8	36.8#	28.9	23.2	22.2	29.1	-	30.5	F		
	37.8	26.5	22.5	22.7	29.3	-	54.2	T		

TAB.C4

INDEX OF MEAN GROSS  
ANNUAL PAY OF FULL-TIME  
FEMALE EMPLOYEES  
ACCORDING TO ACTIVITY  
AND QUALIFICATION

( PAY OF FULL-TIME MALE = 100 )

INDICE DE LA REMUNERATION  
ANNUELLE BRUTE MOYENNE DES  
SALARIES FEMININS A TEMPS PLEIN  
SELON L ACTIVITE  
ET LA QUALIFICATION

( REM. DES SAL. MASC. A TEMPS PLEIN = 100 )

QUALIFICATION								S E X E	MACE	ACTIVITE
I	II	III	IV	V	VI	(*)	TOT. ENS.			
100.0	100.0	100.0	100.0	100.0	100.0	-	100.0	M	82	ASSURANCES
	78.9#	93.4	97.1	91.6	73.1	-	70.4	F		

**TAB.C5**

**FULL-TIME EMPLOYEES ACCORDING TO GROSS MONTHLY PAY (CORRECTED), BY ACTIVITY, SEX AND QUALIFICATION**

( % )

ACTIVITY	NACE	QUALIFICATION	SEX	GROSS MONTHLY PAY (CORRECTED)															
				(NAT. CURRENCY - UNITS)															
				< 125000	150000	175000	200000	225000	250000	275000	300000	325000	350000	375000	400000	425000			
				125000	149999	174999	199999	224999	249999	274999	299999	324999	349999	374999	399999	424999	449999		
INSURANCE	82	I	M	-	-	-	-	-	-	-	-	-	-	-	-	-	-		
			F	-	-	-	-	-	-	-	-	-	-	-	-	-	-	-	
		II	M	-	-	-	-	-	-	-	-	-	-	-	-	-	-	-	-
			F	-	-	-	-	-	-	-	-	-	-	-	-	-	-	-	-
		III	M	-	-	-	-	-	-	-	-	-	-	1.3	2.3	3.4	4.9	3.8	
			F	-	-	-	-	-	-	-	-	-	-	-	4.0	7.0	8.3	5.4	
		IV	M	-	-	-	-	-	-	-	-	-	-	1.3	2.4	3.6	5.1	3.9	
			F	-	-	-	-	-	-	-	-	-	-	-	4.0	7.0	8.3	5.4	
		V	M	-	-	-	-	-	-	1.4	7.1	5.6	5.1	17.6	12.1	12.6	10.6		
			F	-	-	-	-	-	-	1.2	7.3	8.9	5.4	19.4	11.9	11.6	9.3		
		VI	M	-	-	-	-	1.8	13.7	8.4	10.8	12.8	12.5	11.4	7.9	4.8	4.2		
			F	-	-	-	-	1.3	10.5	9.9	17.3	16.9	12.8	13.9	7.2	3.7	2.7		
		T	M	-	-	-	-	1.5	11.7	9.3	14.9	15.4	12.7	13.0	7.5	4.1	3.2		
			F	-	-	-	-	3.3	7.0	13.1	18.7	14.1	7.8	8.5	6.0	5.2	3.6	2.2	
				-	-	12.9	26.4	28.4	18.9	5.1	2.1	1.5	1.5	1.5	0.8				
				-	-	4.3	9.0	14.7	18.7	13.2	7.2	7.8	5.6	4.9	3.3	2.0			
				-	-	0.2	0.7	3.3	3.2	5.6	5.0	5.2	10.0	7.4	7.4	6.1			
				-	-	0.2	1.1	6.7	6.6	13.0	13.3	9.7	15.3	8.7	6.5	5.0			
				-	-	0.2	0.9	4.4	4.4	8.2	7.9	6.7	11.8	7.9	7.1	5.7			

**TAB.C6**

**FULL-TIME EMPLOYEES ACCORDING TO GROSS ANNUAL PAY, BY ACTIVITY, SEX AND QUALIFICATION**

( % )

ACTIVITY	NACE	QUALIFICATION	SEX	GROSS ANNUAL PAY														
				(NAT. CURRENCY - THOUSANDS OF UNITS)														
				< 1500	>=1500 <1800	>=1800 <2100	>=2100 <2400	>=2400 <2700	>=2700 <3000	>=3000 <3300	>=3300 <3600	>=3600 <3900	>=3900 <4200	>=4200 <4500	>=4500 <4800	>=4800 <5100	>=5100 <5400	
INSURANCE	82	I	M	-	-	-	-	-	-	-	-	-	-	-	-	-	-	
			F	-	-	-	-	-	-	-	-	-	-	-	-	-	-	
		II	M	-	-	-	-	-	-	-	-	-	-	-	-	-	-	-
			F	-	-	-	-	-	-	-	-	-	-	-	-	-	-	-
		III	M	-	-	-	-	-	-	0.2	-	0.1	0.2	1.0	1.3	3.9	5.4	
			F	-	-	-	-	-	-	4.6	-	0.7	-	0.9	4.0	2.0	3.1	
		IV	M	-	-	-	-	-	-	0.3	0.2	0.3	0.2	0.3	1.0	1.4	3.7	5.2
			F	-	-	-	0.2	0.2	1.0	0.7	0.7	4.6	11.5	14.2	15.4	12.7	9.9	
		V	M	-	-	-	1.9	0.9	1.5	0.9	0.9	7.8	11.5	13.6	13.4	10.4	9.0	
			F	-	-	-	0.7	0.5	1.2	0.8	0.8	5.6	11.5	14.0	14.7	12.0	9.6	
		VI	M	-	-	0.2	0.7	0.7	2.1	5.6	9.3	18.4	18.5	12.5	8.8	6.7	4.6	
			F	-	-	1.6	4.7	1.8	2.2	7.4	10.9	19.7	16.4	17.3	6.9	4.5	2.1	
		T	M	-	-	0.0	1.1	3.2	1.4	2.1	6.7	10.3	19.2	15.5	7.6	5.4	3.0	
			F	-	-	0.2	0.7	0.8	2.2	6.0	15.2	15.8	13.4	11.0	7.1	7.4	5.0	3.2
				-	-	23.6	8.9	29.7	8.5	5.5	3.9	-	-	-	-			
				0.2	0.6	0.6	2.7	2.8	7.9	14.6	14.9	12.6	10.1	7.2	6.9	4.6	3.0	
				-	0.0	0.1	0.3	0.4	1.1	2.2	2.9	6.0	8.6	8.4	7.6	6.4		
				-	0.1	1.0	3.7	1.5	2.3	4.8	6.9	14.5	13.8	15.2	9.0	6.4	4.6	
				0.0	0.0	0.4	1.4	0.7	1.5	3.1	4.3	8.8	10.4	10.7	8.6	7.2	5.8	



TAB.C5

SALARIES A TEMPS PLEIN SELON LA  
REMUNERATION MENSUELLE BRUTE (CORRIGEE)  
PAR ACTIVITE, SEXE ET QUALIFICATION

( % )

REMUNERATION MENSUELLE BRUTE CORRIGEE														SEXE	QUALIFICATION	NACE	ACTIVITE	
(UNITES MONETAIRES NAT.)																		
450000	475000	500000	525000	550000	575000	600000	625000	650000	675000	700000	725000	>=	ENS.	TOG.				
474999	499999	524999	549999	574999	599999	624999	649999	674999	699999	724999	749999	750000						
-	-	-	-	-	-	-	-	-	-	-	-	100.0	100.0	M	I	82	ASSURANCES	
-	-	-	-	-	-	-	-	-	-	-	-	100.0	100.0	F	I			
-	-	-	-	-	-	-	-	-	-	-	-	100.0	100.0	T	I			
-	-	-	-	-	2.6	0.3	1.7	4.5	1.9	1.9	1.8	85.1	100.0	M	II			
-	-	-	-	-	-	-	-	-	5.0	6.6	-	86.7	100.0	F	II			
-	-	-	-	-	2.5	0.3	1.7	4.4	2.0	2.1	1.8	85.1	100.0	T	II			
7.5	7.7	7.2	8.3	7.5	8.5	5.6	5.5	4.8	4.3	3.0	3.2	11.3	100.0	M	III			
5.6	14.6	4.7	13.1	8.2	3.7	6.1	3.4	2.6	3.4	-	-	8.0	100.0	F	III			
7.4	8.1	7.0	8.6	7.6	8.2	5.7	5.3	4.6	4.2	2.8	3.1	11.1	100.0	T	III			
8.1	4.9	3.8	3.1	2.3	1.1	1.2	0.6	0.5	0.7	0.4	0.1	1.0	100.0	M	IV			
7.2	6.3	3.5	2.1	1.8	1.0	1.1	1.0	0.3	0.1	0.1	0.1	0.3	100.0	F	IV			
7.8	5.4	3.7	2.8	2.1	1.1	1.2	0.7	0.4	0.5	0.3	0.1	0.8	100.0	T	IV			
2.7	2.6	1.7	1.1	1.0	0.7	0.2	0.7	0.4	0.3	0.1	0.1	0.4	100.0	M	V			
1.5	0.8	0.5	0.4	0.2	0.2	0.1	-	-	0.1	-	-	0.1	100.0	F	V			
1.9	1.5	0.9	0.6	0.5	0.4	0.1	0.3	0.1	0.1	0.0	0.0	0.2	100.0	T	V			
2.9	1.4	1.4	1.7	1.0	0.2	0.4	0.4	0.5	-	-	-	0.4	100.0	M	VI			
-	-	-	-	-	-	-	-	-	-	-	-	-	100.0	F	VI			
2.6	1.3	1.3	1.6	0.9	0.2	0.3	0.3	0.5	-	-	-	0.3	100.0	M	T			
5.9	4.6	3.9	3.8	3.2	3.1	2.1	2.0	1.9	1.6	1.1	1.1	11.7	100.0	F	T			
3.6	3.2	1.7	1.4	1.0	0.6	0.6	0.5	0.2	0.2	0.1	0.0	0.9	100.0	T	T			
5.1	4.1	3.1	3.0	2.4	2.2	1.6	1.5	1.3	1.1	0.7	0.7	8.0	100.0	F	T			

TAB.C6

SALARIES A TEMPS PLEIN SELON LA  
REMUNERATION ANNUELLE BRUTE  
PAR ACTIVITE, SEXE ET QUALIFICATION

( % )

REMUNERATION ANNUELLE BRUTE														SEXE	QUALIFICATION	NACE	ACTIVITE	
(MILLIERS D UNITES MONETAIRES NAT.)																		
>=5400	>=5700	>=6000	>=6300	>=6600	>=6900	>=7200	>=7500	>=7800	>=8100	>=8400	>=8700	>=9000	ENS.	TOG.				
<5700	<6000	<6300	<6600	<6900	<7200	<7500	<7800	<8100	<8400	<8700	<9000	9000						
-	-	-	-	-	-	-	-	-	-	-	-	-	96.1	100.0	M	I	82	ASSURANCES
-	-	-	-	-	-	-	-	-	-	-	-	-	100.0	100.0	F	I		
-	-	-	-	-	-	-	-	-	-	-	-	-	96.3	100.0	T	I		
0.6	0.5	0.6	0.5	2.3	3.2	3.7	2.0	2.8	4.1	2.6	4.8	71.5	100.0	M	II			
-	-	-	-	-	-	28.9	3.9	-	-	-	-	53.6	100.0	F	II			
0.5	0.6	0.6	0.5	2.2	3.1	4.3	2.1	2.7	4.1	2.6	4.7	71.0	100.0	T	II			
9.3	6.8	7.7	7.5	7.4	5.7	5.8	5.9	4.5	4.2	4.0	3.4	15.5	100.0	M	III			
3.8	13.0	7.6	4.5	5.7	6.4	9.1	9.1	3.8	2.3	4.2	1.8	9.6	100.0	F	III			
9.0	7.2	7.7	7.3	7.3	5.8	6.1	6.1	4.5	4.0	4.0	3.3	15.1	100.0	T	III			
8.4	5.1	3.9	2.5	2.7	1.6	1.6	0.9	0.6	0.3	0.3	0.2	0.7	100.0	M	IV			
8.0	5.4	4.7	2.8	2.4	1.5	2.1	0.5	0.5	0.1	0.1	0.1	0.1	100.0	F	IV			
8.3	5.2	4.2	2.6	2.6	1.6	1.7	0.8	0.6	0.3	0.2	0.1	0.5	100.0	T	IV			
3.5	2.3	1.6	1.1	1.2	0.9	0.4	0.3	0.1	0.1	-	0.1	0.1	100.0	M	V			
1.6	0.9	0.7	0.5	0.1	0.2	0.1	-	0.1	-	-	0.1	0.1	100.0	F	V			
2.3	1.5	1.1	0.8	0.5	0.4	0.2	0.1	0.1	0.1	0.0	0.0	0.1	100.0	T	V			
4.0	2.6	1.2	0.8	0.4	0.5	0.7	0.6	-	0.3	0.2	0.2	0.4	100.0	M	VI			
-	-	-	-	-	-	-	-	-	-	-	-	-	100.0	F	VI			
3.7	2.3	1.1	0.9	0.4	0.5	0.6	0.6	-	0.3	0.2	0.2	0.4	100.0	T	VI			
6.8	4.5	4.1	3.4	3.5	2.6	2.6	2.2	1.7	1.6	1.4	1.4	11.7	100.0	M	T			
3.9	3.0	2.4	1.5	1.1	0.9	1.2	0.5	0.4	0.1	0.2	0.1	0.8	100.0	F	T			
5.8	4.0	3.5	2.7	2.7	2.0	2.2	1.7	1.3	1.1	1.0	0.9	8.1	100.0	T	T			

TAB.C7

QUANTILES OF DISTRIBUTION  
OF FULL-TIME EMPLOYEES ACCORDING TO  
GROSS MONTHLY PAY CORRECTED  
BY ACTIVITY, SEX AND QUALIFICATION

QUANTILES DE LA DISTRIBUTION  
DES SALAIRES A TEMPS PLEIN SELON LA  
REMUNERATION MENSUELLE BRUTE CORRIGEE  
PAR ACTIVITE, SEXE ET QUALIFICATION

ACTIVITY	NACE	Q U A L I F I C A T I O N	S E X	QUANTILES					
				Q(0,10)	Q(0,25)	Q(0,50)	Q(0,75)	Q(0,90)	
INSURANCE	82		I	M	950841	1151072	1375720	1792647	
			F	950970	1154565	1349507	1784769		
			II	M	682997	813329	1010527	1211785	
				F	711286	759250	830713	1035456	1523082
			III	M	684999	810292	1005227	1208459	1518377
				F	415390	480931	562251	658348	763628
			IV	M	391059	444564	519769	593340	689373
				F	413097	478995	558575	654575	762072
			V	M	306612	358124	402045	458698	532612
				F	304201	352777	391159	449793	510181
			VI	M	305600	356337	398728	456118	524994
				F	239967	277653	330150	386623	467166
			T	M	245802	279851	316297	361304	401249
				F	243316	279279	320422	368211	424638
				M	223926	252153	289076	360312	454220
				F	194352	211425	234364	259501	291630
				M	215839	244049	281355	350598	442750
				F	286425	354405	432518	569831	791699
				M	257549	294893	348327	401484	477119
				F	275271	321884	382385	504115	684504

TAB.C7

QUANTILES OF DISTRIBUTION  
OF FULL-TIME EMPLOYEES ACCORDING TO  
GROSS ANNUAL PAY  
BY ACTIVITY, SEX AND QUALIFICATION

QUANTILES DE LA DISTRIBUTION  
DES SALAIRES A TEMPS PLEIN SELON LA  
REMUNERATION ANNUELLE BRUTE  
PAR ACTIVITE, SEXE ET QUALIFICATION

QUANTILES					SEX	QUALIFICATION	NACE	ACTIVITE
Q(0,10)	Q(0,25)	Q(0,50)	Q(0,75)	Q(0,90)				
12645000	14400000	18985714	.	.	M	I	82	ASSURANCES
12607500	14287500	18921429	.	.	F			
7873448	9463235	13456250	16923214	.	T			
7335000	7762500	9525000	13875000	.	M	II		
7841379	9394737	13400000	16864286	.	F			
5401083	5954524	6994528	8358984	9700102	T	III		
5013333	5885714	6885714	7760870	8980000	M			
5387550	5950223	6987786	8324625	9669208	F			
3991782	4355907	4868385	5572793	6488054	T	IV		
3928065	4321401	4891506	5635000	6405570	M			
3973639	4347808	4874398	5589580	6459474	F			
3394353	3743435	4180493	4832944	5614105	T	V		
3219120	3619833	3995827	4450832	5007030	M			
3305549	3665534	4072872	4594599	5278220	F			
3020083	3323654	3839720	4658468	5635455	T	VI		
2290000	2685000	2959091	3487500	4530000	M			
2952632	3281250	3802703	4628571	5611765	F			
3798945	4372010	5321924	6930990	9297975	T			
3363449	3787831	4318366	5046862	6060857	M			
3631820	4128978	4925437	6285520	8448201	F			

**TAB.C8**

GROSS MONTHLY PAY(CORRECTED) OF  
PART-TIME EMPLOYEES :  
MEAN(M) AND COEFFICIENT OF VARIATION  
(CV) ACCORDING TO ACTIVITY,SEX AND  
QUALIFICATION

21

ACTIVITY	NACE	SEX	QUALIFICATION							TOG. ENS.	
			I	II	III	IV	V	VI	(°)		
INSURANCE	82	M F T	-	-	-	501500	308506	296506	-	-	308876
			-	-	-	489854	311424	296506	-	-	353948

**TAB.C9**

INDEX OF MEAN GROSS  
MONTHLY PAY (CORRECTED) OF  
PART-TIME EMPLOYEES  
ACCORDING TO ACTIVITY,SEX  
AND QUALIFICATION  
( PAY OF ALL FULL-TIME EES. = 100 )

INDICE DE LA REMUNERATION  
MENSUELLE BRUTE CORRIGEE  
DES SALAIRES A TEMPS PARTIEL  
SELON L ACTIVITE,LE SEXE  
ET LA QUALIFICATION  
( REM. DE L ENS. DES SAL. A TEMPS PLEIN = 100 )

ACTIVITY	NACE	SEX	QUALIFICATION							TOG. ENS.	
			I	II	III	IV	V	VI	(°)		
INSURANCE	82	M F T	-	-	-	83.9#	99.9#	96.0	-	-	100.0
			-	-	-	138.4#	88.0	83.8	-	-	100.0

**TAB.C8**

REMUNERATION MENSUELLE BRUTE  
CORRIGEE DES SALAIRES A TEMPS PARTIEL  
MOYENNE (M) ET COEFFICIENT DE  
VARIATION(CV) SELON L ACTIVITE,  
LE SEXE ET LA QUALIFICATION

CV

QUALIFICATION								S E X E	NACE	ACTIVITE
I	II	III	IV	V	VI	(°)	T06. ENS.			
-	-	-	44.0#	10.9	25.4	-	25.1	M	82	ASSURANCES
-	-	-	43.5#	12.7	25.4	-	52.9	F		

**TAB.C9**

INDEX OF MEAN GROSS  
MONTHLY PAY (CORRECTED) OF  
PART-TIME FEMALE EMPLOYEES  
ACCORDING TO ACTIVITY  
AND QUALIFICATION

( PAY OF FULL-TIME MALE = 100 )

INDICE DE LA REMUNERATION  
MENSUELLE BRUTE CORRIGEE  
DES SALAIRES FEMININS A TEMPS PARTIEL  
SELON L ACTIVITE  
ET LA QUALIFICATION

( REM. DES SAL. MASC. A TEMPS PLEIN = 100 )

QUALIFICATION								S E X E	NACE	ACTIVITE
I	II	III	IV	V	VI	(°)	T06. ENS.			
-	-	-	100.0#	88.5	0.0	-	51.7	M	82	ASSURANCES
-	-	-						F		

**TAB.C10**

GROSS ANNUAL PAY OF PART-TIME  
EMPLOYEES :  
MEAN(M) AND COEFFICIENT OF VARIATION  
(CV) ACCORDING TO ACTIVITY,SEX AND  
QUALIFICATION

M

ACTIVITY	NACE	SEX	QUALIFICATION							TOG. ENS.	
			I	II	III	IV	V	VI	(*)		
INSURANCE	82	M F T	-	-	-	-	-	3561153	3761718	-	3777646
			-	-	-	-	-	3561153	3761718	-	4383997#

**TAB.C11**

INDEX OF MEAN GROSS  
ANNUAL PAY OF PART-TIME  
EMPLOYEES  
ACCORDING TO ACTIVITY,SEX  
AND QUALIFICATION  
( PAY OF ALL FULL-TIME EES. = 100 )

INDICE DE LA REMUNERATION  
ANNUELLE BRUTE MOYENNE DES  
SALARIES A TEMPS PARTIEL  
SELON L ACTIVITE, LE SEXE  
ET LA QUALIFICATION  
( REM. DE L ENS. DES SAL. A TEMPS PLEIN = 100 )

ACTIVITY	NACE	SEX	QUALIFICATION							TOG. ENS.
			I	II	III	IV	V	VI	(*)	
INSURANCE	82	M F T	-	-	-	-	94.3	99.6	-	100.0
			-	-	-	-	81.2	85.8	-	100.0#

TAB.C10

REMUNERATION ANNUELLE BRUTE  
DES SALARIES A TEMPS PARTIEL  
MOYENNE(M) ET COEFFICIENT DE  
VARIATION(CV) SELON L ACTIVITE,  
LE SEXE ET LA QUALIFICATION

CV

QUALIFICATION								TOG. ENS.	S E X E	NACE	ACTIVITE
I	II	III	IV	V	VI	(°)					
-	-	-	-	15.7	33.1	-	30.5	M	82	ASSURANCES	
-	-	-	-	15.7	33.1	-	63.2#	F			

TAB.C11

INDEX OF MEAN GROSS  
ANNUAL PAY OF PART-TIME  
FEMALE EMPLOYEES  
ACCORDING TO ACTIVITY  
AND QUALIFICATION

( PAY OF FULL-TIME MALE = 100 )

INDICE DE LA REMUNERATION  
ANNUELLE BRUTE MOYENNE DES  
SALARIES FEMININS A TEMPS PARTIEL  
SELON L ACTIVITE  
ET LA QUALIFICATION

( REM. DES SAL. MASC. A TEMPS PLEIN = 100 )

QUALIFICATION								TOG. ENS.	S E X E	NACE	ACTIVITE
I	II	III	IV	V	VI	(°)					
-	-	-	-	0.0	0.0	-	46.0	M	82	ASSURANCES	
-	-	-	-					F			





Series **D**  
Série **D**

TAB.D1

EMPLOYEES ACCORDING TO ACTIVITY, SEX, QUALIFICATION, SIZE OF ENTERPRISE AND TYPE OF EMPLOYMENT

( % )

ACTIVITY	NACE	QUALIFICATION	SEX	TYPE OF EMPLOYMENT							REGIME DE TRAVAIL				TYPE OF EMPLOYMENT						
				FULL-TIME							TEMPS-PLEIN							PART-TIME			
				SIZE OF ENTERPRISE																	
				(NUMBER OF EMPLOYEES)																	
10	50	100	200	500	>=	(*)		TOT.	10	50	100	200									
49	99	199	499	999	1000			ENS.	49	99	199	499									
INSURANCE	82	I	M	39.6	6.3	6.2	34.8	5.6	7.4	-	100.0	-	-	-	-	-	-	-			
			F	-	-	-	-	-	-	-	-	-	-	-	-	-	-	-	-		
			T	39.2	6.1	6.2	35.9	5.4	7.2	-	100.0	-	-	-	-	-	-	-	-	-	
			II	M	20.8	8.0	8.8	31.6	4.0	26.8	-	100.0	-	-	-	-	-	-	-	-	-
				F	-	-	-	-	-	-	-	-	-	-	-	-	-	-	-	-	-
			T	21.7	8.2	8.8	31.2	4.0	26.2	-	100.0	-	-	-	-	-	-	-	-	-	
			III	M	15.4	5.4	7.5	20.8	7.2	43.7	-	100.0	-	-	-	-	-	-	-	-	-
				F	-	-	-	-	-	-	-	-	-	-	-	-	-	-	-	-	-
			T	28.0	3.6	8.3	24.1	7.5	28.4	-	100.0	-	-	-	-	-	-	-	-	-	
			IV	M	16.2	5.3	7.6	21.0	7.2	42.7	-	100.0	-	-	-	-	-	-	-	-	-
				F	-	-	-	-	-	-	-	-	-	-	-	-	-	-	-	-	-
			T	16.3	5.3	7.1	24.5	6.9	40.0	-	100.0	-	-	-	-	-	-	-	-	-	
			V	M	29.1	7.7	8.3	23.9	5.7	25.3	-	100.0	-	-	-	-	-	-	-	-	-
				F	-	-	-	-	-	-	-	-	-	-	-	-	-	-	-	-	-
			T	20.4	6.1	7.5	24.3	6.5	35.3	-	100.0	-	-	-	-	-	-	-	-	-	
			VI	M	13.2	4.9	8.6	31.6	4.3	37.4	-	100.0	-	-	-	-	-	-	-	-	-
				F	-	-	-	-	-	-	-	-	-	-	-	-	-	-	-	-	-
			T	30.8	5.4	7.7	23.8	4.2	28.0	-	100.0	-	-	-	-	-	-	-	-	-	
			T	M	24.5	5.2	8.0	26.6	4.2	31.4	-	100.0	-	-	-	-	-	-	-	-	47.0
				F	-	-	-	-	-	-	-	-	-	-	-	-	-	-	-	-	-
			T	16.0	6.0	8.7	21.8	4.4	43.1	-	100.0	-	-	-	-	-	-	-	-	-	
			T	M	71.5	-	-	-	-	9.2	-	100.0	-	-	-	-	-	-	-	-	21.5
				F	-	-	-	-	-	-	-	-	-	-	-	-	-	-	-	-	-
			T	21.6	5.7	8.0	20.7	4.2	39.7	-	100.0	-	-	-	-	-	-	-	-	-	
T	M	16.3	5.5	7.7	25.3	6.1	39.1	-	100.0	-	-	-	-	-	-	-	-	-			
	F	-	-	-	-	-	-	-	-	-	-	-	-	-	-	-	-	-			
T	30.7	6.1	7.9	23.7	4.8	26.7	-	100.0	-	-	-	-	-	-	-	-	-				
T	21.4	5.7	7.7	24.8	5.7	34.7	-	100.0	-	-	-	-	-	-	-	-	-				

TAB.D2

EMPLOYEES ACCORDING TO ACTIVITY, SEX, QUALIFICATION, AGE AND TYPE OF EMPLOYMENT

( % )

ACTIVITY	NACE	QUALIFICATION	SEX	TYPE OF EMPLOYMENT							REGIME DE TRAVAIL				TYPE OF EMPLOYMENT						
				FULL-TIME							TEMPS-PLEIN							PART-TIME			
				AGE																	
				(COMPLETED YEARS)																	
<	21	30	45	>=	(*)		TOT.	<	21	30	45										
21	29	44	54	55			ENS.	21	29	44	54										
INSURANCE	82	I	M	-	-	37.3	46.4	16.3	-	100.0	-	-	-	-	-	-	-	-			
			F	-	-	-	-	-	-	-	-	-	-	-	-	-	-	-	-		
			T	-	-	37.0	47.3	15.8	-	100.0	-	-	-	-	-	-	-	-	-		
			II	M	-	-	45.1	40.8	14.1	-	100.0	-	-	-	-	-	-	-	-	-	
				F	-	-	-	54.5	-	-	-	-	-	-	-	-	-	-	-	-	
			T	-	-	45.1	41.1	13.8	-	100.0	-	-	-	-	-	-	-	-	-		
			III	M	-	7.6	64.2	21.4	6.8	-	100.0	-	-	-	-	-	-	-	-	-	
				F	-	16.1	45.6	36.0	-	-	-	-	-	-	-	-	-	-	-	-	
			T	-	8.1	63.0	22.3	6.5	-	100.0	-	-	-	-	-	-	-	-	-		
			IV	M	-	39.4	48.9	8.8	2.8	-	100.0	-	-	-	-	-	-	-	-	-	
				F	3.0	41.1	40.4	13.8	1.7	-	100.0	-	-	-	-	-	-	-	-	-	
			T	1.0	39.9	46.2	10.4	2.5	-	100.0	-	-	-	-	-	-	-	-	-		
			V	M	4.8	40.3	36.2	13.3	5.4	-	100.0	-	-	-	-	-	-	-	-	-	
				F	10.9	55.8	28.0	4.9	0.3	-	100.0	-	-	-	-	-	-	-	-	-	
			T	8.8	50.3	30.9	7.9	2.1	-	100.0	-	-	-	-	-	-	-	-	-		
			VI	M	5.8	22.3	36.2	25.6	10.1	-	100.0	-	-	-	-	-	-	-	-	-	
				F	46.3	-	24.1	13.0	-	-	-	-	-	-	-	-	-	-	-	-	
			T	9.8	21.6	35.0	24.4	9.3	-	100.0	-	-	-	-	-	-	-	-	-		
			T	M	1.3	26.3	49.4	17.1	5.9	-	100.0	-	-	-	-	-	-	-	-	-	
				F	8.3	48.7	32.8	9.3	0.9	-	100.0	-	-	-	-	-	-	-	-	-	
			T	3.7	34.2	43.6	14.4	4.1	-	100.0	-	-	-	-	-	-	-	-	-		

TAB.D1

SALARIES SELON L ACTIVITE, LE SEXE,  
LA QUALIFICATION, LA TAILLE DE L ENTREPRISE  
ET LE REGIME DE TRAVAIL

( % )

REGIME DE TRAVAIL TEMPS-PARTIEL		ALL TYPES OF EMPLOYMENT		ENS. DES REGIMES DE TRAVAIL		SEX E	Q U A L I F I C A T I O N	NACE	ACTIVITE					
TAILLE DE L ENTREPRISE (NOMBRE DE SALARIES)														
500 - 999	>= 1000	(*) T06. EMS.	10 - 49	50 - 99	100 - 199					200 - 499	500 - 999	>= 1000	(*) T06. EMS.	
-	-	-	39.5	6.5	6.2	34.8	5.6	7.4	-	100.0	M	I	82	ASSURANCES
-	-	-	39.1	6.3	6.2	35.9	5.4	7.2	-	100.0	F	I		
-	-	-	20.8	8.0	8.8	31.5	4.0	26.9	-	100.0	M	II		
-	-	-	21.6	8.2	8.8	31.2	4.0	26.2	-	100.0	F	II		
-	-	-	15.4	5.4	7.5	20.8	7.2	43.7	-	100.0	M	III		
-	-	-	27.8	3.6	8.3	24.6	7.5	28.2	-	100.0	F	III		
-	-	-	16.2	5.3	7.6	21.0	7.2	42.7	-	100.0	M	IV		
-	-	100.0	16.3	5.3	7.1	24.4	6.9	40.0	-	100.0	F	IV		
-	-	-	29.1	7.7	8.3	23.9	5.7	25.3	-	100.0	M	V		
-	-	100.0	20.3	6.1	7.5	24.3	6.5	35.3	-	100.0	F	V		
-	-	-	13.1	4.9	8.6	31.6	4.3	37.5	-	100.0	M	VI		
-	-	100.0	30.6	5.6	7.7	23.9	4.2	28.0	-	100.0	F	VI		
-	-	100.0	24.4	5.3	8.0	26.7	4.2	31.4	-	100.0	M	T		
-	-	-	16.0	6.0	8.7	21.8	4.4	43.1	-	100.0	F	T		
-	47.4	100.0	60.9	-	6.8	-	-	19.2	-	100.0	M	T		
-	47.4	100.0	21.9	5.6	8.5	20.0	4.1	40.0	-	100.0	F	T		
-	-	100.0	16.3	5.5	7.7	25.3	6.1	39.1	-	100.0	M	T		
-	37.1	100.0	30.6	6.2	7.9	23.7	4.8	26.8	-	100.0	F	T		
-	38.9	100.0	21.3	5.8	7.7	24.7	5.6	34.8	-	100.0	M	T		

TAB.D2

SALARIES SELON L ACTIVITE, LE SEXE,  
LA QUALIFICATION, L AGE ET LE REGIME  
DE TRAVAIL

( % )

REGIME DE TRAVAIL TEMPS-PARTIEL		ALL TYPES OF EMPLOYMENT		ENS. DES REGIMES DE TRAVAIL		SEX E	Q U A L I F I C A T I O N	NACE	ACTIVITE				
AGE (ANNEES REVOLUES)													
>= 55	(*) T06. EMS.	< 21	21 - 29	30 - 44	45 - 54					>= 55	(*) T06. EMS.		
-	-	-	-	-	37.2	46.5	16.3	-	100.0	M	I	82	ASSURANCES
-	-	-	-	-	38.9	47.4	15.7	-	100.0	F	I		
-	-	-	-	-	45.1	40.7	14.1	-	100.0	M	II		
-	-	-	-	-	-	54.5	-	-	100.0	F	II		
-	-	-	-	-	45.2	41.1	13.8	-	100.0	M	III		
-	-	-	-	7.6	64.2	21.4	6.8	-	100.0	F	III		
-	-	-	-	16.0	45.9	35.8	-	-	100.0	M	IV		
-	-	-	-	8.1	63.1	22.3	6.5	-	100.0	F	IV		
-	100.0	0.1	39.4	48.9	8.8	2.8	-	-	100.0	M	V		
-	-	3.0	41.1	40.4	13.8	1.7	-	-	100.0	F	V		
-	100.0	1.0	40.0	46.2	10.4	2.5	-	-	100.0	M	VI		
-	-	4.8	40.3	36.2	13.3	5.4	-	-	100.0	F	VI		
-	100.0	11.0	56.0	27.9	4.8	0.3	-	-	100.0	M	T		
-	100.0	8.8	50.4	30.9	7.8	2.1	-	-	100.0	F	T		
-	-	5.8	22.3	36.2	25.6	10.1	-	-	100.0	M	T		
-	100.0	34.2	23.3	26.6	-	-	-	-	100.0	F	T		
-	100.0	9.5	20.9	34.5	25.7	9.3	-	-	100.0	M	T		
-	100.0	1.3	26.3	49.4	17.1	5.9	-	-	100.0	F	T		
-	100.0	8.3	48.6	32.7	9.5	0.9	-	-	100.0	M	T		
-	100.0	3.7	34.2	43.5	14.4	4.1	-	-	100.0	F	T		

TAB.D3

EMPLOYEES ACCORDING TO ACTIVITY, SEX, QUALIFICATION, LENGTH OF SERVICE IN ENTERPRISE AND TYPE OF EMPLOYMENT

(%)

ACTIVITY	NACE	Q U A L I F I C A T I O N	S E X	TYPE OF EMPLOYMENT		REGIME DE TRAVAIL				TYPE OF EMPLOYMENT															
				FULL-TIME		TEMPS-PLEIN				PART-TIME															
				LENGTH OF SERVICE IN ENTERPRISE (COMPLETED YEARS)																					
		< 2		2 - 4		5 - 9		10 - 19		>= 20 (*)		TOG. ENS.		< 2		2 - 4		5 - 9		10 - 19					
INSURANCE	82	I	M	25.4	16.3	27.2	16.6	14.5	-	100.0	-	-	-	-	-	-	-	-	-	-	-	-			
			F	24.8	15.8	28.3	17.0	14.1	-	100.0	-	-	-	-	-	-	-	-	-	-	-	-	-		
			II	M	13.6	17.9	22.8	21.5	24.2	-	100.0	-	-	-	-	-	-	-	-	-	-	-	-	-	
				F	13.3	18.0	22.3	21.2	24.2	-	100.0	-	-	-	-	-	-	-	-	-	-	-	-	-	
			III	M	9.7	14.6	24.3	34.1	17.3	-	100.0	-	-	-	-	-	-	-	-	-	-	-	-	-	
				F	7.3	10.2	24.4	25.8	32.3	-	100.0	-	-	-	-	-	-	-	-	-	-	-	-	-	
			IV	M	9.6	14.3	24.3	33.5	18.2	-	100.0	-	-	-	-	-	-	-	-	-	-	-	-	-	
				F	18.9	31.4	26.4	17.7	5.6	-	100.0	-	-	-	-	-	-	-	-	-	-	-	-	-	
			V	M	18.8	17.8	24.7	27.5	11.0	-	100.0	-	-	-	-	-	-	-	-	-	-	-	-	-	
				F	18.9	27.1	25.8	20.8	7.3	-	100.0	-	-	-	-	-	-	-	-	-	-	-	-	-	
			VI	M	13.7	31.7	29.5	19.3	5.8	-	100.0	-	-	-	-	-	-	-	-	-	-	-	-	-	
				F	20.6	30.6	28.1	18.0	2.6	-	100.0	-	-	-	-	-	-	-	-	-	-	-	-	-	
			T	M	18.1	31.0	28.6	18.5	3.8	-	100.0	56.0	34.2	-	-	-	-	-	-	-	-	-	-	-	
				F	23.2	32.7	23.8	15.7	4.6	-	100.0	-	-	-	-	-	-	-	-	-	-	-	-	-	
						M	63.2	-	-	13.2	-	-	-	100.0	32.2	-	-	-	-	-	-	-	-	-	45.8
						F	27.2	31.3	21.8	15.4	4.3	-	100.0	32.2	-	-	-	-	-	-	-	-	-	-	45.8
						M	15.6	25.7	26.0	22.5	10.2	-	100.0	-	-	-	-	-	-	-	-	-	-	-	-
						F	20.0	25.5	26.5	21.5	6.5	-	100.0	39.9	17.3	-	-	-	-	-	-	-	-	-	-
						M	17.1	25.7	26.2	22.1	8.9	-	100.0	36.9	16.2	-	-	-	-	-	-	-	-	-	-
						F	-	-	-	-	-	-	-	-	-	-	-	-	-	-	-	-	-	-	-

TAB.D4

EMPLOYEES ACCORDING TO ACTIVITY, SEX, QUALIFICATION, SYSTEM OF PAYMENT AND TYPE OF EMPLOYMENT

(%)

ACTIVITY	NACE	Q U A L I F I C A T I O N	S E X	TYPE OF EMPLOYMENT		REGIME DE TRAVAIL				TYPE OF EMPLOYMENT														
				FULL-TIME		TEMPS-PLEIN				PART-TIME														
				SYSTEM OF PAYMENT																				
		PAID ON COMM.		REM. A LA COM.		NOT PAID ON COMM.		NON REM ON A LA COM.		(*)		TOG. ENS.		PAID ON COMM.		REM. A LA COM.		NOT PAID ON COMM.		NON REM ON A LA COM.				
INSURANCE	82	I	M	-	-	100.0	-	-	-	-	-	100.0	-	-	-	-	-	-	-	-	-			
			F	-	-	100.0	-	-	-	-	-	-	100.0	-	-	-	-	-	-	-	-	-		
			II	M	-	-	100.0	-	-	-	-	-	-	100.0	-	-	-	-	-	-	-	-	-	
				F	-	-	100.0	-	-	-	-	-	-	100.0	-	-	-	-	-	-	-	-	-	
			III	M	-	-	100.0	-	-	-	-	-	-	100.0	-	-	-	-	-	-	-	-	-	
				F	-	-	100.0	-	-	-	-	-	-	100.0	-	-	-	-	-	-	-	-	-	
			IV	M	-	-	100.0	-	-	-	-	-	-	100.0	-	-	-	-	-	-	-	-	-	
				F	-	-	100.0	-	-	-	-	-	-	100.0	-	-	-	-	-	-	-	-	-	100.0
			V	M	-	-	100.0	-	-	-	-	-	-	100.0	-	-	-	-	-	-	-	-	-	
				F	-	-	100.0	-	-	-	-	-	-	100.0	-	-	-	-	-	-	-	-	-	100.0
			VI	M	-	-	100.0	-	-	-	-	-	-	100.0	-	-	-	-	-	-	-	-	-	
				F	-	-	100.0	-	-	-	-	-	-	100.0	-	-	-	-	-	-	-	-	-	100.0
			T	M	-	-	100.0	-	-	-	-	-	-	100.0	-	-	-	-	-	-	-	-	-	
				F	-	-	100.0	-	-	-	-	-	-	100.0	-	-	-	-	-	-	-	-	-	100.0
						M	-	-	100.0	-	-	-	-	100.0	-	-	-	-	-	-	-	-	-	-
						F	-	-	100.0	-	-	-	-	-	-	100.0	-	-	-	-	-	-	-	-

TAB.D3

SALARIES SELON L ACTIVITE, LE SEXE,  
LA QUALIFICATION, L ANCIENNETE DANS  
L ENTREPRISE ET LE REGIME DE TRAVAIL

(%)

REGIME DE TRAVAIL TEMPS-PARTIEL		ALL TYPES OF EMPLOYMENT		ENS. DES REGIMES DE TRAVAIL		SEX E	O U A L I F I C A T I O N	NACE	ACTIVITE				
ANCIENNETE DANS L ENTREPRISE (ANNEES REVOLUES)													
>= 20	(*)	TOG. ENS.	< 2	2 - 4	5 - 9					10 - 19	>= 20	(*)	TOG. ENS.
-	-	-	25.3	16.3	27.3	16.5	14.5	-	100.0	M	I	82	ASSURANCES
-	-	-	24.8	15.7	28.5	17.0	14.0	-	100.0	F	II		
-	-	-	13.6	17.9	22.8	21.6	24.2	-	100.0	M	III		
-	-	-	13.3	19.0	22.3	21.3	24.1	-	100.0	F	IV		
-	-	-	9.7	14.6	24.3	34.0	17.3	-	100.0	M	V		
-	-	-	7.3	10.2	24.3	25.9	32.4	-	100.0	F	VI		
-	-	-	9.6	14.3	24.3	33.5	18.3	-	100.0	M	T		
-	-	100.0	18.9	31.4	26.3	17.8	5.6	-	100.0	F			
-	-	-	18.9	17.8	24.7	27.6	11.0	-	100.0	M			
-	-	100.0	18.9	27.1	25.8	20.9	7.3	-	100.0	F			
-	-	-	13.7	31.7	29.5	19.3	5.8	-	100.0	M			
-	-	100.0	20.7	30.7	28.0	17.9	2.6	-	100.0	F			
-	-	100.0	18.3	31.0	28.5	18.4	3.7	-	100.0	M			
-	-	-	23.2	32.7	23.8	15.7	4.6	-	100.0	F			
-	-	100.0	55.1	15.5	6.0	21.7	-	-	100.0	M			
-	-	100.0	27.4	30.4	21.5	16.5	4.2	-	100.0	F			
-	-	100.0	15.6	25.7	26.0	22.5	10.2	-	100.0	M			
-	-	100.0	20.2	25.4	26.4	21.5	6.5	-	100.0	F			
-	-	100.0	17.2	25.6	26.1	22.2	8.9	-	100.0	M			

TAB.D4

SALARIES SELON L ACTIVITE, LE SEXE  
LA QUALIFICATION, LE SYSTEME DE  
REMUNERATION ET LE REGIME DE TRAVAIL

(%)

REGIME DE TRAVAIL TEMPS-PARTIEL		ALL TYPES OF EMPLOYMENT		ENS. DES REGIMES DE TRAVAIL		SEX E	O U A L I F I C A T I O N	NACE	ACTIVITE		
SYSTEME DE REMUNERATION											
(*)	TOG. ENS.	PAID ON COMM.	REM. A LA COM.	NOT PAID ON COMM.	NON REM ON A LA COM.					(*)	TOG. ENS.
-	-	-	-	100.0	-	-	100.0	M	I	82	ASSURANCES
-	-	-	-	100.0	-	-	100.0	F	II		
-	-	-	-	100.0	-	-	100.0	M	III		
-	-	-	-	100.0	-	-	100.0	F	IV		
-	-	100.0	-	100.0	-	-	100.0	M	V		
-	-	100.0	-	100.0	-	-	100.0	F	VI		
-	-	100.0	-	100.0	-	-	100.0	M	T		
-	-	100.0	-	100.0	-	-	100.0	F			
-	-	100.0	-	100.0	-	-	100.0	M			
-	-	100.0	-	100.0	-	-	100.0	F			
-	-	100.0	-	100.0	-	-	100.0	M			
-	-	100.0	-	100.0	-	-	100.0	F			
-	-	100.0	-	100.0	-	-	100.0	M			
-	-	100.0	-	100.0	-	-	100.0	F			

TAB.D5

GROSS MONTHLY PAY(CORRECTED)  
OF FULL-TIME EMPLOYEES:  
MEAN(M) AND COEFFICIENT OF  
VARIATION(CV) ACCORDING TO  
ACTIVITY , SEX , QUALIFICATION  
AND SIZE OF ENTERPRISE

ACTIVITY	NACE	Q U A L I F I C A T I O N	S E X	SIZE OF ENTERPRISE (NUMBER OF EMPLOYEES)									
				10	50	100	200	500	>=	T06.			
				- 49	- 99	- 199	- 499	- 999	1000	(*) ENS.			
INSURANCE	82	I	M	1442481	1691424#	1494684	1352264	1672227	1548003	-	1449677		
			F	1437895	1691424#	1489059	1344786	1672227	1548003	-	1442541		
			T	979545	891176	973704	954447	1207782	1271580	-	1048131		
			II	M	974838	886069	973035	954843	1211347	1271580	-	918785	
				F	591945	553235	576570	555975	622751	589793	-	582438	
				T	528918#	531233#	530282	515200	628413	545688	-	538196	
			III	M	585180	552296	573500	553102	623185	587990	-	579714	
				F	427283	432645	416084	396573	434600	421175	-	417277	
				T	406443	401186	413082	377656	450283	417160	-	404946	
			IV	M	417928	420176	415029	390724	438947	420275	-	413417	
				F	348632	368306	344766	311946	381373	363078	-	344992	
				T	321431	331806	335857	301717	336501	340555	-	324419	
			V	M	326616	344330	339360	306057	356643	350209	-	331868	
				F	285228	270562	310661	304077	345128	339187	-	316779	
				T	229121	265437	311204	301523	342444	300580#	-	243950	
			VI	M	560051	520128	499963	484370	539979	498782	-	309277	
				F	357987	368526	374476	340330	400599	372391	-	508713	
				T	460144	464454	456250	436379	488765	465028	-	361655	
													458067

TAB.D6

INDEX OF MEAN GROSS  
MONTHLY PAY (CORRECTED)  
OF FULL-TIME EMPLOYEES  
ACCORDING TO ACTIVITY, SEX,  
QUALIFICATION AND SIZE OF ENTERPRISE  
(PAY OF ALL FULL-TIME EES.=100)

INDICE DE LA REMUNERATION  
MENSUELLE BRUTE CORRIGEE  
MOYENNE DES SALAIRES  
A TEMPS PLEIN SELON L ACTIVITE, LE SEXE,  
LA QUALIF. ET LA TAILLE DE L ENTREP.  
(REM. DE L ENS. DES SAL. A TEMPS PLEIN = 100)

ACTIVITY	NACE	Q U A L I F I C A T I O N	S E X	SIZE OF ENTERPRISE (NUMBER OF EMPLOYEES)									
				10	50	100	200	500	>=	T06.			
				- 49	- 99	- 199	- 499	- 999	1000	(*) ENS.			
INSURANCE	82	I	M	99.5	116.7#	103.1	93.3	115.4	106.8	-	100.0		
			F	99.7	117.3#	103.2	93.2	115.9	107.3	-	100.0		
			T	93.4	84.9	92.8	91.0	115.1	121.2	-	100.0		
			II	M	93.2	84.7	93.0	91.3	115.8	121.6	-	100.0	
				F	101.6	95.0	99.0	95.5	106.9	101.3	-	100.0	
				T	98.3#	98.7#	98.5	95.7	116.9	101.4	-	100.0	
			III	M	100.9	95.3	98.9	95.4	107.5	101.4	-	100.0	
				F	102.4	103.7	98.7	95.0	104.2	100.9	-	100.0	
				T	100.4	99.1	102.0	93.3	111.2	103.0	-	100.0	
			IV	M	101.1	101.6	100.4	94.5	106.2	101.7	-	100.0	
				F	101.1	106.8	98.9	90.4	113.4	105.2	-	100.0	
				T	99.1	102.3	103.5	93.0	103.7	105.0	-	100.0	
			V	M	98.4	103.8	102.3	92.2	107.5	105.5	-	100.0	
				F	90.0	85.4	98.1	96.0	108.9	107.1	-	100.0	
				T	93.9	87.3	100.6	97.5	110.7	123.2#	-	100.0	
			VI	M	85.8	87.3	100.6	97.5	110.7	109.4	-	100.0	
				F	110.1	102.2	98.3	95.2	106.1	98.0	-	100.0	
				T	99.0	101.9	103.5	94.1	110.8	103.0	-	100.0	
													100.0

TAB.D5

REMUNERATION MENSUELLE BRUTE  
CORRIGEE DES SALAIRES A TEMPS PLEIN:  
MOYENNE(M) ET COEFFICIENT DE VARIATION  
(CV) SELON L ACTIVITE , LE SEXE,  
LA QUALIFICATION ET LA TAILLE  
DE L ENTREPRISE

CV

TAILLE ENTREPRISE (NOMBRE DE SALARIES)								SEX E	Q U A L I F I C A T I O N	NACE	ACTIVITE
10	50	100	200	500	>=	(°)	100.				
49	99	199	499	999	1000		ENS.				
27.7	25.2#	30.8	29.9	23.5	26.7	-	29.0	M	I	82	ASSURANCES
27.5	25.2#	30.7	29.4	23.5	26.7	-	28.8	F			
28.6	25.2	32.4	26.4	29.8	26.7	-	30.9	T	II		
28.1	25.0	32.2	26.7	29.4	26.7	-	25.2	F			
21.3	25.4	22.7	29.2	20.4	26.8	-	30.9	T	III		
25.3#	20.8#	14.4	26.8	26.6	26.8	-	25.9	F			
22.0	25.2	22.5	29.1	20.8	26.8	-	26.0	T			
18.4	20.6	23.0	24.6	18.5	24.9	-	25.9	T	IV		
20.0	19.1	16.4	20.9	15.6	24.0	-	23.7	F			
19.3	25.9	20.9	23.7	17.8	24.7	-	23.1	T			
23.0	26.5	20.8	28.1	26.7	27.7	-	27.6	F	V		
16.8	18.5	16.0	22.0	13.8	20.4	-	19.7	F			
18.7	22.6	18.2	24.9	21.9	24.2	-	23.3	T			
23.2	11.0	23.2	31.5	39.3	32.5	-	31.4	F	VI		
11.2					25.2#	-	19.2	T			
23.2	11.4	23.6	31.2	38.6	32.4	-	31.6	F			
57.5	55.4	52.2	57.0	49.9	49.6	-	53.8	T			
28.7	24.3	23.9	33.4	28.1	26.1	-	28.7	F			
56.6	53.1	49.4	56.0	48.7	48.3	-	52.4	T			

TAB.D6

INDEX OF MEAN GROSS  
MONTHLY PAY (CORRECTED)  
OF FULL-TIME FEMALE EMPLOYEES  
ACCORDING TO ACTIVITY ,  
QUALIFICATION AND SIZE OF ENTERPRISE  
(PAY OF FULL-TIME MALE EES =100)

INDICE DE LA REMUNERATION  
MENSUELLE BRUTE CORRIGEE  
MOYENNE DES SALAIRES FEMININS  
A TEMPS PLEIN SELON L ACTIVITE ,  
LA QUALIF. ET LA TAILLE DE L ENTREP.  
(REM. DES SAL. MASC. A TEMPS PLEIN = 100)

TAILLE ENTREPRISE (NOMBRE DE SALARIE)								SEX E	Q U A L I F I C A T I O N	NACE	ACTIVITE
10	50	100	200	500	>=	(°)	100.				
49	99	199	499	999	1000		ENS.				
100.0	100.0#	100.0	100.0	100.0	100.0	-	100.0	M	I	82	ASSURANCES
								F			
100.0	100.0	100.0	100.0	100.0	100.0	-	100.0	M	II		
							87.6	F			
100.0	100.0	100.0	100.0	100.0	100.0	-	100.0	M	III		
89.4#	96.0#	92.0	92.7	101.1	92.5	-	92.4	F			
100.0	100.0	100.0	100.0	100.0	100.0	-	100.0	M	IV		
85.1	92.7	98.3	95.2	103.6	99.0	-	87.0	F			
100.0	100.0	100.0	100.0	100.0	100.0	-	100.0	M	V		
92.2	90.1	97.4	96.7	86.0	93.8	-	94.0	F			
100.0	100.0	100.0	100.0	100.0	100.0	-	100.0	M	VI		
80.3					88.6#	-	77.0	F			
100.0	100.0	100.0	100.0	100.0	100.0	-	100.0	M	T		
63.9	70.9	74.9	70.3	74.2	74.7	-	71.1	F			

**TAB.D7**

GROSS MONTHLY PAY(CORRECTED)  
OF FULL-TIME EMPLOYEES :  
MEAN(M) AND COEFFICIENT OF  
VARIATION(CV) ACCORDING TO  
ACTIVITY , SEX , QUALIFICATION  
AND AGE

ACTIVITY	NACE	Q U A L I F I C A T I O N	S E X	AGE (COMPLETED YEARS)							
				< 21	21 - 29	30 - 44	45 - 54	>= 55	(*)	T06. ENS.	
INSURANCE	82	I	M	-	-	1360317	1510372	1495053	-	1449677	
			F	-	-	-	-	-	-	-	
			II	M	-	-	1357414	1495734	1495053	-	1442541
				F	-	-	975361	1058245	1272213	-	1049131
			III	M	-	-	974398	1053288	1272213	-	918785
				F	-	509043	560783	642669	678028	-	1045813
			IV	M	-	468491	517844	595216	-	-	582438
				F	-	504083	558874	637940	674636	-	538186
			V	M	322887	389797	423303	481137	491798	-	417277
				F	329381	376616	410317	481740	460960	-	579714
			VI	M	271086	385518	419784	481391	485257	-	404946
				F	287595	309593	362201	408128	398346	-	413417
			T	M	284472	311761	354246	392137	397842	-	344992
				F	231768	269759	321427	401698	398293	-	324419
			T	M	221323	267881	249264	306197	354823	-	331868
				F	226440	370809	316391	347259	354823	-	316779
			T	M	265575	370809	508120	667013	706041	-	243950
				F	286808	332858	385140	480701	447842	-	309277
			T	M	282282	352078	477126	624461	686978	-	508713
				F	-	-	-	-	-	-	361655
											458067

**TAB.D8**

INDEX OF MEAN GROSS  
MONTHLY PAY (CORRECTED)  
OF FULL-TIME EMPLOYEES  
ACCORDING TO ACTIVITY,  
SEX, QUALIFICATION AND AGE

INDICE DE LA REMUNERATION  
MENSUELLE BRUTE CORRIGEE  
MOYENNE DES SALAIRES  
A TEMPS PLEIN SELON L ACTIVITE, LE SEXE,  
LA QUALIFICATION ET L AGE

(PAY OF ALL FULL-TIME EES.=100)

(REM. DE L ENS. DES SAL. A TEMPS PLEIN = 100)

ACTIVITY	NACE	Q U A L I F I C A T I O N	S E X	AGE (COMPLETED YEARS)							
				< 21	21 - 29	30 - 44	45 - 54	>= 55	(*)	T06. ENS.	
INSURANCE	82	I	M	-	-	93.8	104.2	103.1	-	100.0	
			F	-	-	-	-	-	-	-	
			II	M	-	-	94.1	103.7	103.6	-	100.0
				F	-	-	93.0	100.9	121.3	-	100.0
			III	M	-	-	93.2	100.7	121.6	-	100.0
				F	-	87.4	96.3	110.3	116.4	-	100.0
			IV	M	-	87.0	96.2	110.6	-	-	100.0
				F	-	87.0	96.4	110.0	116.4	-	100.0
			V	M	79.7	93.4	101.4	115.3	117.9	-	100.0
				F	79.7	93.0	101.3	119.0	113.8	-	100.0
			VI	M	78.6	89.7	101.5	116.4	117.4	-	100.0
				F	88.6	96.4	105.0	118.3	115.5	-	100.0
			T	M	85.7	93.9	107.4	120.9	122.6	-	100.0
				F	73.2	85.2	106.7	121.0	120.0	-	100.0
			T	M	90.7	90.7	101.5	110.4	112.3	-	100.0
				F	73.2	86.6	102.2	125.5	-	-	100.0
			T	M	52.2	72.9	102.3	112.3	114.7	-	100.0
				F	79.3	92.0	100.1	131.1	138.8	-	100.0
			T	M	61.6	76.9	106.5	132.9	123.8	-	100.0
				F	-	-	104.2	136.3	150.0	-	100.0



TAB.D7

REMUNERATION MENSUELLE BRUTE  
CORRIGEE DES SALAIRES A TEMPS PLEIN:  
MOYENNE(M) ET COEFFICIENT DE VARIATION  
(CV) SELON L ACTIVITE , LE SEXE , LA  
QUALIFICATION ET L AGE

CV

AGE (ANNEES REVOLUES)							SEX	QUALIFICATION	MACE	ACTIVITE
< 21	21-29	30-44	45-54	>= 55	(°)	T06. ENS.				
-	-	25.9	29.8	29.9	-	29.0	M	I	82	ASSURANCES
-	-	25.6	29.7	29.9	-	28.8	F	I		
-	-	28.0	30.9	29.0	-	30.9	M	II		
-	-	-	32.6#	-	-	25.2	F	II		
-	-	27.7	31.0	29.0	-	30.9	M	III		
-	19.0	23.7	24.7	31.6	-	25.9	F	III		
-	20.6	25.0	25.3	-	-	26.0	M	IV		
-	19.4	23.8	24.8	31.7	-	25.9	F	IV		
-	19.4	23.8	25.6	24.0	-	23.7	M	V		
13.7	16.7	20.2	20.4	22.7	-	21.3	F	V		
15.5	16.7	23.0	23.5	23.9	-	23.1	M	VI		
17.3	21.6	26.3	28.1	25.5	-	27.6	F	VI		
17.0	16.7	18.3	24.8	16.6	-	19.7	M	T		
17.2	18.3	22.3	27.0	24.7	-	23.3	F	T		
10.4	20.9	30.0	31.8	30.3	-	31.4	M			
11.0	-	14.5	20.3	-	-	19.2	F			
11.0	20.6	30.1	31.5	30.4	-	31.6	M			
20.3	25.3	45.2	55.5	60.4	-	53.8	F			
18.1	19.6	26.1	34.3	22.8	-	28.7	M			
18.8	23.6	44.4	55.0	60.7	-	52.4	F			

TAB.D8

INDEX OF MEAN GROSS  
MONTHLY PAY (CORRECTED)  
OF FULL-TIME FEMALE EMPLOYEES  
ACCORDING TO ACTIVITY ,  
QUALIFICATION AND AGE

(PAY OF FULL-TIME MALE EES.=100)

INDICE DE LA REMUNERATION  
MENSUELLE BRUTE CORRIGEE  
MOYENNE DES SALAIRES FEMININS  
A TEMPS PLEIN SELON L ACTIVITE ,  
LA QUALIFICATION ET L AGE

(REM. DES SAL. MASC. A TEMPS PLEIN = 100)

AGE (ANNEES REVOLUES)							SEX	QUALIFICATION	MACE	ACTIVITE
< 21	21-29	30-44	45-54	>= 55	(°)	T06. ENS.				
-	-	100.0	100.0	100.0	-	100.0	M	I	82	ASSURANCES
-	-	-	-	-	-	-	F	I		
-	-	100.0	100.0	100.0	-	100.0	M	II		
-	-	-	85.3#	-	-	87.6	F	II		
-	100.0	100.0	100.0	100.0	-	100.0	M	III		
-	82.0	92.3	92.6	-	-	92.4	F	III		
-	100.0	100.0	100.0	100.0	-	100.0	M	IV		
79.7	96.6	96.9	100.1	93.7	-	97.0	F	IV		
100.0	100.0	100.0	100.0	100.0	-	100.0	M	V		
106.1	101.0	96.2	96.1	99.9	-	94.0	F	V		
100.0	100.0	100.0	100.0	100.0	-	100.0	M	VI		
95.5	-	77.5	87.6	-	-	77.0	F	VI		
100.0	100.0	100.0	100.0	100.0	-	100.0	M	T		
100.0	89.8	75.6	72.1	63.4	-	71.1	F	T		

TAB.D9

GROSS MONTHLY PAY(CORRECTED)  
OF FULL-TIME EMPLOYEES :  
MEAN(M) AND COEFFICIENT OF  
VARIATION(CV) ACCORDING TO  
ACTIVITY,SEX , QUALIFICATION AND  
LENGTH OF SERVICE IN ENTERPRISE

ACTIVITY	NACE	Q U A L I F I C A T I O N	S E X	LENGTH OF SERVICE IN ENTERPRISE (COMPLETED YEARS)						
				< 2	2 - 4	5 - 9	10 - 19	>= 20	(*)	TOT. ENS.
				INSURANCE	82	I	M	1321493#	1357450#	1496722
			F	1324919#	1357450#	1474617	1562623	1530532	-	1442541
		II	M	873463	915479	983223	1124564	1251163	-	1049131
			F	873311	911990	982884	1121639	1247650	-	918785
		III	M	551113	521626	545286	601657	665496	-	1045913
			F	437943	465043	487834	558281	597611	-	582438
		IV	M	545742	519181	542364	599627	658028	-	579714
			F	395059	392366	411994	454008	538551	-	417277
		V	M	364045	376913	383926	424876	516252	-	404946
			F	385173	389225	403594	442085	527881	-	413417
		VI	M	302743	308269	337968	408836	461827	-	344992
			F	297465	304186	320477	375822	444619	-	324419
		T	M	298930	305690	326966	388322	454035	-	331868
			F	255305	302448	314508	397033	449736	-	316779
			M	226234			315895		-	243950
			F	248136	299057	313629	389953	443886	-	309277
			M	457156	425722	486064	565317	728207	-	508713
			F	319447	327561	349587	406817	516961	-	361655
			T	401478	382167	438557	512569	673668	-	458067

TAB.D10

INDEX OF MEAN GROSS  
MONTHLY PAY (CORRECTED)  
OF FULL-TIME EMPLOYEES  
ACCORDING TO ACTIVITY, SEX,  
QUALIFICATION AND LENGTH OF SERVICE  
(PAY OF ALL FULL-TIME EES.=100)

INDICE DE LA REMUNERATION  
MENSUELLE BRUTE CORRIGEE  
MOYENNE DES SALAIRES  
A TEMPS PLEIN SELON L ACTIVITE, LE SEXE,  
LA QUALIFICATION ET L ANCIENNETE  
(REM. DE L ENS. DES SAL. A TEMPS PLEIN = 100)

ACTIVITY	NACE	Q U A L I F I C A T I O N	S E X	LENGTH OF SERVICE IN ENTERPRISE (COMPLETED YEARS)						
				< 2	2 - 4	5 - 9	10 - 19	>= 20	(*)	TOT. ENS.
				INSURANCE	82	I	M	91.2#	93.6#	103.2
			F	91.8#	94.1#	102.2	108.3	106.1	-	100.0
		II	M	83.3	87.3	93.7	107.2	119.3	-	100.0
			F	83.5	87.2	94.0	107.2	119.3	-	100.0
		III	M	94.6	89.6	93.6	103.3	114.3	-	100.0
			F	81.4	86.4	92.5	103.7	111.0	-	100.0
		IV	M	94.1	89.6	93.6	103.4	113.5	-	100.0
			F	94.7	94.0	98.7	108.8	129.1	-	100.0
		V	M	89.9	93.1	94.8	104.9	127.5	-	100.0
			F	93.2	94.1	97.6	106.9	127.7	-	100.0
		VI	M	87.8	88.4	98.0	118.5	133.9	-	100.0
			F	91.7	93.8	98.8	115.8	137.1	-	100.0
		T	M	90.1	92.1	98.5	117.0	136.8	-	100.0
			F	80.6	95.5	99.3	125.3	142.0	-	100.0
			M	92.7			129.5		-	100.0
			F	80.2	96.7	101.4	126.1	143.5	-	100.0
			M	89.9	83.7	95.5	111.1	143.1	-	100.0
			F	88.3	90.6	96.7	112.5	142.9	-	100.0
			T	87.6	85.6	95.7	111.9	147.1	-	100.0

TAB.D9

REMUNERATION MENSUELLE BRUTE  
CORRIGEE DES SALAIRES A TEMPS PLEIN:  
MOYENNE(M) ET COEFFICIENT DE VARIATION  
(CV) SELON L ACTIVITE, LE SEXE , LA  
QUALIFICATION ET L ANCIENNETE DANS  
L ENTREPRISE

CV

ANCIENNETE DANS L ENTREPRISE (ANNEES REVOLUES)							SEX E	Q U A L I F I C A T I O N	M A C E	A C T I V I T E
< 2	2 - 4	5 - 9	10 - 19	>= 20	(°)	T O G. E N S.				
32.6#	28.9#	28.8	22.9	25.5	-	29.0	M	I	82	ASSURANCES
32.6#	28.9#	28.7	23.0	25.5	-	28.8	F	I		
34.8	25.9	26.7	23.4	29.5	-	30.9	M	II		
34.7	25.3	26.7	23.4	29.7	-	25.2	F	II		
20.0	25.6	23.5	23.6	27.4	-	30.9	M	III		
15.7	19.4	18.6	26.4	26.0	-	25.9	F	III		
20.4	25.5	23.3	23.7	27.5	-	26.0	M	IV		
22.4	21.4	20.7	23.2	23.2	-	25.9	F	IV		
15.3	17.2	17.6	18.0	20.7	-	23.7	M	V		
21.0	20.7	20.2	21.6	22.2	-	21.3	F	V		
20.7	23.2	23.2	25.2	24.4	-	23.1	M	VI		
16.3	16.1	17.9	14.1	21.7	-	27.6	F	VI		
17.7	19.1	20.3	20.0	23.4	-	19.7	M	T		
20.0	26.8	26.1	29.7	23.7	-	23.3	F	T		
11.7	-	-	21.2	-	-	31.4	M			
19.3	26.7	26.1	29.9	24.7	-	19.2	F			
56.8	48.9	53.1	45.6	49.1	-	31.6	M			
22.9	24.9	25.6	22.6	27.5	-	53.8	F			
53.9	46.3	51.2	44.8	49.0	-	28.7	M			
						52.4	F			

TAB.D10

INDEX OF MEAN GROSS  
MONTHLY PAY (CORRECTED)  
OF FULL-TIME FEMALE EMPLOYEES  
ACCORDING TO ACTIVITY,  
QUALIFICATION AND LENGTH OF SERVICE

(PAY OF FULL-TIME MALE EES.=100)

INDICE DE LA REMUNERATION  
MENSUELLE BRUTE CORRIGEE  
MOYENNE DES SALAIRES FEMININS  
A TEMPS PLEIN SELON L ACTIVITE ,  
LA QUALIFICATION ET L ANCIENNETE

(REM. DES SAL. MASC. A TEMPS PLEIN = 100)

ANCIENNETE DANS L ENTREPRISE (ANNEES REVOLUES)							SEX E	Q U A L I F I C A T I O N	M A C E	A C T I V I T E
< 2	2 - 4	5 - 9	10 - 19	>= 20	(°)	T O G. E N S.				
100.0#	100.0#	100.0	100.0	100.0	-	100.0	M	I	82	ASSURANCES
-	-	-	-	-	-	-	F	I		
100.0	100.0	100.0	100.0	100.0	-	100.0	M	II		
-	-	-	-	-	-	87.6	F	II		
100.0	100.0	100.0	100.0	100.0	-	100.0	M	III		
79.5	89.2	91.3	92.8	89.8	-	92.4	F	III		
100.0	100.0	100.0	100.0	100.0	-	100.0	M	IV		
92.1	96.1	93.2	93.6	95.9	-	97.0	F	IV		
100.0	100.0	100.0	100.0	100.0	-	100.0	M	V		
98.3	98.7	94.8	91.9	96.3	-	94.0	F	V		
100.0	100.0	100.0	100.0	100.0	-	100.0	M	VI		
88.6	-	-	79.6	-	-	77.0	F	VI		
100.0	100.0	100.0	100.0	100.0	-	100.0	M	T		
69.9	76.9	71.9	72.0	71.0	-	71.1	F	T		



Series **E**  
Série **E**

TAB.E1

EMPLOYEES ACCORDING TO ACTIVITY, SEX, QUALIFICATION, REGION AND TYPE OF EMPLOYEMENT

(THOUSANDS) TYPE OF EMPLOYEMENT: FULL-TIME (MILLIERS)

ACTIVITY	NACE	Q U A L I F I C A T I O N	S E X	REGION											TOTAL	
				PIEM. AOSTA LIGUR.	LOMB.	TRENT. FRIULI VENETO	EMILIA - ROMAG.	MARCHE TOSC. UMBRIA	LAZIO	ABRUZ. - MOLISE	CAMP.	PUGLIA BASI. CALAB.	SICIL.	SARD.		
				INSURANCE	82	I	M	0.1	0.4	-	0.1	-	0.2	-		-
			F	-	-	-	-	-	-	-	-	-	-	-	-	-
		II	M	0.1	0.4	-	0.1	-	0.2	-	-	-	-	-	-	0.9
			F	0.3	0.9	0.2	0.2	0.1	0.5	-	0.0	-	-	-	-	2.4
		III	M	-	-	-	-	-	-	-	-	-	-	-	-	0.1
			F	0.4	0.9	0.2	0.3	0.1	0.5	-	0.0	-	-	-	-	2.4
		IV	M	1.6	2.8	0.9	0.6	0.5	2.2	0.1	0.3	0.2	0.2	0.1	9.5	
			F	0.0	0.3	0.1	0.0	-	0.2	-	-	-	-	-	0.6	
		V	M	1.7	3.1	1.0	0.7	0.5	2.4	0.1	0.3	0.2	0.2	0.1	10.2	
			F	2.1	4.6	1.4	0.6	0.9	3.1	0.1	0.5	0.3	0.3	0.1	14.0	
		VI	M	1.1	2.3	0.7	0.6	0.2	1.6	-	0.1	0.0	0.0	-	6.5	
			F	3.2	6.9	2.0	1.2	1.1	4.7	0.1	0.5	0.4	0.3	0.1	20.5	
		T	M	0.8	2.7	0.5	0.2	0.3	1.5	0.0	0.2	0.1	0.1	0.0	6.4	
			F	2.5	4.8	1.1	0.5	0.4	1.9	0.0	0.1	0.1	0.1	0.0	11.6	
			M	3.3	7.6	1.6	0.7	0.7	3.4	0.1	0.3	0.2	0.2	0.1	18.0	
			F	0.4	0.8	0.2	0.1	0.1	0.6	-	0.0	-	-	-	2.2	
			M	0.1	0.1	-	-	-	-	-	-	-	-	-	0.2	
			F	0.4	0.9	0.2	0.2	0.1	0.6	-	0.0	-	-	-	2.4	
		T	M	5.3	12.3	3.3	1.8	1.9	8.0	0.2	1.0	0.6	0.6	0.2	35.3	
			F	3.6	7.4	1.8	1.2	0.6	3.7	0.0	0.2	0.1	0.1	0.0	19.0	
			M	9.0	19.8	5.1	3.1	2.5	11.8	0.3	1.2	0.8	0.7	0.2	54.3	
			F	-	-	-	-	-	-	-	-	-	-	-	-	

(THOUSANDS) TYPE OF EMPLOYEMENT: PART-TIME (MILLIERS)

ACTIVITY	NACE	Q U A L I F I C A T I O N	S E X	REGION											TOTAL	
				PIEM. AOSTA LIGUR.	LOMB.	TRENT. FRIULI VENETO	EMILIA - ROMAG.	MARCHE TOSC. UMBRIA	LAZIO	ABRUZ. - MOLISE	CAMP.	PUGLIA BASI. CALAB.	SICIL.	SARD.		
				INSURANCE	82	I	M	-	-	-	-	-	-	-		-
			F	-	-	-	-	-	-	-	-	-	-	-	-	-
		II	M	-	-	-	-	-	-	-	-	-	-	-	-	-
			F	-	-	-	-	-	-	-	-	-	-	-	-	-
		III	M	-	-	-	-	-	-	-	-	-	-	-	-	-
			F	-	-	-	-	-	-	-	-	-	-	-	-	-
		IV	M	-	-	-	-	-	-	-	-	-	-	-	-	0.0
			F	-	-	-	-	-	-	-	-	-	-	-	-	0.0
		V	M	-	0.0	-	-	-	-	-	-	-	-	-	-	0.1
			F	-	0.0	-	-	-	-	-	-	-	-	-	-	0.1
		VI	M	-	-	-	-	-	-	-	-	-	-	-	-	-
			F	-	-	0.1	-	-	-	-	-	-	-	-	-	0.1
		T	M	-	-	0.1	-	-	-	-	-	-	-	-	-	0.1
			F	-	-	-	-	-	-	-	-	-	-	-	-	0.0
			M	-	0.0	0.1	-	-	-	-	-	-	-	-	-	0.1
			F	-	0.1	0.1	-	-	-	-	-	-	-	-	-	0.2

TAB.E1

SALARIES SELON L ACTIVITE, LE SEXE,  
LA QUALIFICATION, LA REGION ET LE  
REGIME DE TRAVAIL

(%)

REGIME DE TRAVAIL: TEMPS PLEIN (%)

REGION												SEXE	QUALIFICATION	NACE	ACTIVITE
PIEM. AOSTA LIGUR.	LOMB.	TRENT. FRIULI VENETO	EMILIA ROMAG.	MARCHE TOSC. UMBRIA	LAZIO	ABRUZ. MOLISE	CAMP.	PUGLIA BASI. CALAB.	SICIL.	SARD.	TOTAL				
9.9	51.2	-	8.2	-	21.3	-	-	-	-	-	100.0	M	I	82	ASSURANCES
-	-	-	-	-	-	-	-	-	-	-	100.0	F	I		
9.5	51.5	-	7.9	-	21.9	-	-	-	-	-	100.0	M	II		
14.6	39.0	8.9	9.2	3.6	21.6	-	0.9	-	-	-	100.0	F	II		
-	-	-	-	-	-	-	-	-	-	-	100.0	M	III		
14.5	38.5	8.7	10.4	3.5	21.4	-	0.9	-	-	-	100.0	F	III		
16.8	29.5	9.8	6.6	5.5	22.9	0.8	3.1	2.1	2.1	0.6	100.0	M	IV		
7.3	41.1	9.1	7.3	-	32.6	-	-	-	-	-	100.0	F	IV		
16.2	30.2	9.8	6.7	5.3	23.5	0.8	3.0	2.0	1.9	0.5	100.0	M	V		
15.3	33.0	9.7	4.3	6.4	22.2	0.7	3.3	2.4	2.0	0.7	100.0	F	V		
16.6	34.8	10.3	8.7	2.7	24.7	-	1.2	0.4	-	-	100.0	M	VI		
15.7	33.6	9.9	5.7	5.2	23.0	0.5	2.6	1.8	1.5	0.5	100.0	F	VI		
12.4	42.8	8.2	3.4	4.6	23.3	0.4	2.6	0.8	1.2	0.3	100.0	M	T		
21.4	41.8	9.2	4.5	3.3	16.1	0.4	1.2	1.0	0.7	0.3	100.0	F	T		
18.2	42.1	8.8	4.1	3.8	18.7	0.4	1.7	0.9	0.9	0.3	100.0	M			
16.4	36.7	8.7	4.9	4.3	26.5	-	1.5	-	-	-	100.0	F			
-	22.7	21.3	-	-	-	-	-	-	-	-	100.0	M			
15.4	35.3	9.9	7.3	4.6	25.1	-	1.3	-	-	-	100.0	F			
15.1	34.9	9.2	5.2	5.4	22.8	0.6	2.8	1.8	1.7	0.5	100.0	M			
19.1	38.1	9.7	6.5	3.1	19.6	0.3	1.2	0.7	0.6	0.2	100.0	F			
16.5	36.4	9.4	5.7	4.6	21.7	0.5	2.3	1.4	1.3	0.4	100.0	M			

(%)

REGIME DE TRAVAIL: TEMPS PARTIEL (%)

REGION												SEXE	QUALIFICATION	NACE	ACTIVITE
PIEM. AOSTA LIGUR.	LOMB.	TRENT. FRIULI VENETO	EMILIA ROMAG.	MARCHE TOSC. UMBRIA	LAZIO	ABRUZ. MOLISE	CAMP.	PUGLIA BASI. CALAB.	SICIL.	SARD.	TOTAL				
-	-	-	-	-	-	-	-	-	-	-	-	M	I	82	ASSURANCES
-	-	-	-	-	-	-	-	-	-	-	-	F	I		
-	-	-	-	-	-	-	-	-	-	-	-	M	II		
-	-	-	-	-	-	-	-	-	-	-	-	F	II		
-	-	-	-	-	-	-	-	-	-	-	-	M	III		
-	-	-	-	-	-	-	-	-	-	-	-	F	III		
-	-	-	-	-	-	-	-	-	-	-	100.0	M	IV		
-	-	-	-	-	-	-	-	-	-	-	100.0	F	IV		
-	41.7	-	-	-	-	-	-	-	-	-	100.0	M	V		
-	45.5	-	-	-	-	-	-	-	-	-	100.0	F	V		
-	-	82.4	-	-	-	-	-	-	-	-	100.0	M	VI		
-	-	82.4	-	-	-	-	-	-	-	-	100.0	F	VI		
-	-	-	-	-	-	-	-	-	-	-	100.0	M	T		
-	27.1	50.2	-	-	-	-	-	-	-	-	100.0	F	T		
-	30.8	44.4	-	-	-	-	-	-	-	-	100.0	M			

TAB.E1

EMPLOYEES ACCORDING TO ACTIVITY, SEX,  
QUALIFICATION, REGION AND TYPE OF  
EMPLOYEMENT

(THOUSANDS)

ALL TYPES OF EMPLOYEMENT

(MILLIERS)

ACTIVITY	NACE	Q U A L I F I C A T I O N	S E X	REGION											TOTAL					
				PIEM. AOSTA LIGUR.	LOMB.	TRENT. FRIULI VENETO	EMILIA - ROMAG.	MARCHE TOSC. UMBRIA	LAZIO	ABRUZ. - MOLISE	CAMP.	PUGLIA BASIL. CALAB.	SICIL.	SARD.						
INSURANCE	82		I	M	0.1	0.4	-	0.1	-	0.2	-	-	-	-	-	-	0.8			
				F	-	-	-	-	-	-	-	-	-	-	-	-	-	-		
			II	M	0.1	0.4	-	0.1	-	0.2	-	-	-	-	-	-	-	-	0.9	
				F	0.3	0.9	0.2	0.2	0.1	0.5	-	0.0	-	-	-	-	-	-	2.4	
			III	M	0.4	0.9	0.2	0.3	0.1	0.5	-	0.0	-	-	-	-	-	-	2.4	
				F	1.6	2.8	0.9	0.6	0.5	2.2	0.1	0.3	0.2	0.2	0.1	-	-	-	9.5	
			IV	M	0.0	0.3	0.1	0.0	-	0.2	-	-	-	-	-	-	-	-	0.6	
				F	1.7	3.1	1.0	0.7	0.5	2.4	0.1	0.3	0.2	0.2	0.1	-	-	-	10.2	
			V	M	2.1	4.6	1.4	0.6	0.9	3.1	0.1	0.5	0.3	0.3	0.1	-	-	-	14.0	
				F	1.1	2.3	0.7	0.6	0.2	1.6	0.1	0.1	0.0	0.0	0.0	-	-	-	6.5	
			VI	M	3.2	6.9	2.0	1.2	1.1	4.7	0.1	0.5	0.4	0.3	0.1	-	-	-	20.5	
				F	0.8	2.7	0.5	0.2	0.3	1.5	0.0	0.2	0.1	0.1	0.0	-	-	-	6.4	
			T	M	2.5	4.9	1.1	0.5	0.4	1.9	0.0	0.1	0.1	0.1	0.0	-	-	-	11.6	
				F	3.3	7.6	1.6	0.8	0.7	3.4	0.1	0.3	0.2	0.2	0.1	-	-	-	18.0	
							M	0.4	0.8	0.2	0.1	0.1	0.6	-	0.0	-	-	-	-	2.2
							F	0.1	0.1	0.1	-	-	0.0	-	-	-	-	-	-	-
							M	0.4	0.9	0.3	0.2	0.1	0.6	-	0.0	-	-	-	-	2.5
							F	5.3	12.3	3.3	1.8	1.9	8.0	0.2	1.0	0.6	0.6	0.2	-	-
							M	3.6	7.5	1.9	1.3	0.6	3.7	0.0	0.2	0.1	0.1	0.0	-	19.2
							F	9.0	19.8	5.2	3.1	2.5	11.8	0.3	1.2	0.8	0.7	0.2	-	-



TAB.E1

SALARIES SELON L ACTIVITE, LE SEXE,  
LA QUALIFICATION, LA REGION ET LE  
REGIME DE TRAVAIL

REGION												SEXE	QUALIFICATION	NACE	ACTIVITE
PIEM. AOSTA LIGUR.	LOMB.	TRENT. FRIULI VENETO	EMILIA ROMAG.	MARCHE TOSC. UMBRIA	LAZIO	ABRUZ. MOLISE	CAMP.	PUGLIA BASIL. CALAB.	SICIL.	SARD.	TOTAL				
9.8	51.1	-	8.2	-	21.4	-	-	-	-	-	100.0	M	I	82	ASSURANCES
-	-	-	-	-	-	-	-	-	-	-	-	F			
9.5	51.5	-	7.9	-	22.0	-	-	-	-	-	100.0	M	II		
14.6	38.0	9.0	9.2	3.6	21.6	-	0.9	-	-	-	100.0	F			
-	-	-	-	-	-	-	-	-	-	-	100.0	M			
14.5	38.5	8.8	10.4	3.5	21.4	-	0.9	-	-	-	100.0	F	III		
16.8	29.5	9.8	6.6	5.6	22.9	0.8	3.1	2.1	2.1	0.6	100.0	M			
7.3	41.5	9.1	7.2	-	32.4	-	-	-	-	-	100.0	F			
16.2	30.3	9.8	6.7	5.3	23.5	0.8	3.0	2.0	1.9	0.5	100.0	M	IV		
15.3	33.0	9.7	4.3	6.4	22.1	0.7	3.3	2.4	2.0	0.7	100.0	F			
16.6	34.8	10.3	8.7	2.7	24.7	-	1.2	0.4	0.4	-	100.0	M			
15.7	33.6	9.9	5.7	5.2	22.9	0.5	2.6	1.8	1.5	0.5	100.0	F	V		
12.4	42.9	8.1	3.4	4.6	23.3	0.4	2.6	0.8	1.2	0.3	100.0	M			
21.3	41.8	9.2	4.6	3.4	16.1	0.3	1.2	1.0	0.7	0.3	100.0	F			
18.2	42.2	8.8	4.2	3.8	18.6	0.4	1.7	0.9	0.9	0.3	100.0	M	VI		
16.4	36.7	8.7	4.9	4.3	26.5	-	1.5	-	-	-	100.0	F			
-	20.2	37.3	-	-	10.7	-	-	-	-	-	100.0	M			
14.9	34.5	12.4	7.0	4.5	24.4	-	1.3	-	-	-	100.0	F	T		
15.1	34.9	9.2	5.2	5.4	22.8	0.6	2.8	1.8	1.7	0.5	100.0	M			
18.9	39.0	10.0	6.5	3.1	19.4	0.3	1.2	0.7	0.6	0.2	100.0	F			
16.4	36.3	9.5	5.7	4.6	21.6	0.5	2.3	1.4	1.3	0.4	100.0	M			

3

TAB.E2

GROSS MONTHLY PAY (CORRECTED)  
OF FULL-TIME EMPLOYEES:  
MEAN (M) AND COEFFICIENT OF VARIATION  
(CV) ACCORDING TO ACTIVITY, SEX,  
QUALIFICATION AND REGION

ACTIVITY	NACE	QUALIFICATION	SEX	REGION												
				PIEM. AOSTA LIGUR.	LOMB.	TRENT. FRIULI VENETO	EMILIA ROMAG.	MARCHE TOSC. UMBRIA	LAZIO	ABRUZ. MOLISE	CAMP.	PUGLIA BASIL. CALAB.	SICIL.	SARD.	TOTAL	
				INSURANCE	82	I	M	1358920#	1479408	-	1395680#	-	1470678	-	-	-
			F	1358920#	1467357	-	1395680#	-	1462194	-	-	-	-	-	-	1442541
			M	1052908	1026552	1310574	812267	1242492	1072388	-	1018250#	-	-	-	-	1049131
			F	1047281	1028542	1310574	821812	1242492	1068527	-	1018250#	-	-	-	-	918785
			M	589919	575765	611550	546531	578767	592462	570085	562217	545698	573924	551974	582438	1045913
			F	602562#	542280	534950	438586	452713	542713	-	-	-	-	-	-	538196
			M	590276	572931	607110	539776	576795	588195	570085	562350	545809	573924	551974	579714	1045913
			F	423163	414186	443186	395807	415087	413611	420276	420135	397882	410089	409959	417277	1045913
			M	419114	389097	438752	362681	454738	412674	-	414115	421356	389699	-	404946	1045913
			F	421628	405993	441776	380006	421406	413293	421406	419239	399548	408193	410100	413417	1045913
			M	369776	328467	389092	341005	338195	347546	381010	347172	359171	356358	358007	344992	1045913
			F	331957	317068	327387	325562	351594	322500	360468	337229	339948	344100	328049	324419	1045913
			M	341393	321254	347788	329977	345737	333752	368117	342595	346196	350104	339743	331868	1045913
			F	314308	298406	344887	264551	262275	355753	-	280892	-	-	-	316778	1045913
			M	311354	294506	319694	254310	258073	351969	-	280892	-	-	-	309277	1045913
			F	515218	506656	543524	522341	477064	508516	490036	471250	464272	486774	452870	508713	1045913
			M	362631	349861	371932	357496	379999	374004	369281	368466	358819	356046	347241	361555	1045913
			F	454941	448364	483239	456744	454537	468123	468290	452197	445806	466321	432847	458067	1045913

TAB.E3

INDEX OF MEAN GROSS  
MONTHLY PAY (CORRECTED)  
OF FULL-TIME EMPLOYEES  
ACCORDING TO ACTIVITY, SEX,  
QUALIFICATION AND REGION

INDICE DE LA REMUNE-  
RATION MENSUELLE BRUTE  
CORRIGEE MOYENNE DES  
SALARIES A TEMPS PLEIN  
SELON L'ACTIVITE, LE SEXE,  
LA QUALIFICATION ET LA REGION

(PAY OF ALL FULL-TIME EES.=100)

(REM. DE L'ENS. DES SAL. A TEMPS PLEIN=100)

ACTIVITY	NACE	QUALIFICATION	SEX	REGION												
				PIEM. AOSTA LIGUR.	LOMB.	TRENT. FRIULI VENETO	EMILIA ROMAG.	MARCHE TOSC. UMBRIA	LAZIO	ABRUZ. MOLISE	CAMP.	PUGLIA BASIL. CALAB.	SICIL.	SARD.	TOTAL	
				INSURANCE	82	I	M	93.7#	102.1	-	96.3#	-	101.4	-	-	-
			F	94.2#	101.7	-	96.8#	-	101.4	-	-	-	-	-	-	100.0
			M	100.4	97.8	124.9	77.4	118.4	102.2	-	97.1#	-	-	-	-	100.0
			F	100.1	98.3	125.3	78.6	118.8	102.3	-	97.4#	-	-	-	-	100.0
			M	101.3	98.9	105.0	93.8	99.4	101.7	97.9	96.5	93.7	98.5	94.8	100.0	100.0
			F	112.0#	100.8	99.4	81.5	100.8	-	-	-	-	-	-	-	100.0
			M	101.8	98.8	104.7	93.1	99.5	101.5	98.3	97.0	94.2	99.0	95.2	100.0	100.0
			F	101.4	99.3	106.2	94.9	99.5	99.1	100.7	100.7	95.4	98.3	98.2	100.0	100.0
			M	103.5	96.1	108.3	89.6	112.3	101.9	-	102.3	104.1	96.2	100.0	100.0	100.0
			F	102.0	98.2	106.9	91.9	101.9	100.0	101.9	101.4	96.6	98.7	99.2	100.0	100.0
			M	107.2	95.2	112.8	98.8	98.0	100.7	110.4	100.6	104.1	103.3	103.8	100.0	100.0
			F	102.3	97.7	100.9	106.4	108.4	99.4	111.1	103.8	104.8	106.1	101.1	100.0	100.0
			M	102.9	96.8	104.8	99.4	104.2	100.6	110.9	103.2	104.3	105.5	102.4	100.0	100.0
			F	99.2	94.2	108.9	83.5	82.8	112.3	-	88.7	-	-	-	100.0	100.0
			M	98.2#	93.9#	-	-	-	-	-	-	-	-	-	100.0	100.0
			F	100.7	85.2	103.4	82.2	83.8	113.8	-	90.8	-	-	-	100.0	100.0
			M	101.3	89.6	106.8	102.7	93.8	100.2	96.3	92.6	91.3	95.7	89.0	100.0	100.0
			F	100.3	96.8	102.8	98.8	105.1	104.4	102.1	101.9	99.2	98.4	96.0	100.0	100.0
			M	99.3	97.9	105.5	99.7	88.2	102.2	102.2	98.7	97.3	101.8	94.5	100.0	100.0

TAB.E2

REMUNERATION MENSUELLE BRUTE CORRIGEE  
DES SALARIES A TEMPS PLEIN:  
MOYENNE (M) ET COEFFICIENT DE  
VARIATION (CV) SELON L ACTIVITE, LE SEXE,  
LA QUALIFICATION ET LA REGION

CV

REGION												SEX E	QUALI FICA TION	MACE	ACTIVITE
PIEM. AOSTA LIGUR.	LOMB.	TRENT. FRIULI VENETO	EMILIA ROMAG.	MARCHE TOSC. UMBRIA	LAZIO	ABRUZ. MOLISE	CAMP.	PUGLIA BASI. CALAB.	SICIL.	SARD.	TOTAL				
30.8#	28.9	-	29.0#	-	28.6	-	-	-	-	-	29.0	M	I	82	ASSURANCES
-	-	-	-	-	-	-	-	-	-	-	-	F	I		
30.8#	28.9	-	29.0#	-	28.3	-	-	-	-	-	28.8	M	II		
33.4	24.6	24.2	22.2	32.8	35.2	-	28.7#	-	-	-	30.9	M	II		
-	-	-	-	-	-	-	-	-	-	-	25.2	F	II		
33.5	24.8	24.2	21.3	32.8	35.1	-	28.7#	-	-	-	30.9	M	III		
27.3	28.3	24.8	22.3	24.4	24.1	-	22.2	18.6	21.5	21.7	25.9	M	III		
29.7#	27.5	21.7	16.9	-	23.2	-	-	-	-	-	26.0	M	III		
27.3	28.3	24.8	22.7	24.5	24.1	22.0	22.1	18.5	21.5	21.7	25.9	M	IV		
20.5	23.4	25.1	17.9	20.0	28.4	14.2	20.9	19.2	12.6	20.0	23.7	M	IV		
20.0	20.3	22.0	13.7	19.8	22.5	-	14.9	12.3	14.4	-	21.3	M	IV		
20.3	22.7	24.2	16.8	20.3	26.6	14.1	20.2	18.8	12.9	19.3	23.1	M	V		
24.8	26.2	25.1	18.5	24.5	32.6	13.7	20.6	28.7	15.4	12.5	27.6	M	V		
16.5	20.9	18.2	14.8	23.7	20.1	28.9	20.7	20.6	14.7	14.9	19.7	M	V		
19.9	23.1	22.9	16.2	24.1	27.2	24.2	20.7	23.9	15.2	14.6	23.3	M	VI		
25.7	25.7	30.4	10.0	18.6	36.6	-	11.7	-	-	-	31.4	M	VI		
-	20.8#	24.2#	-	-	-	-	-	-	-	-	19.2	M	VI		
26.0	26.0	33.6	10.4	17.8	36.5	-	11.7	-	-	-	31.6	M	T		
49.2	58.8	52.1	50.4	48.3	55.0	37.9	37.3	33.8	38.9	30.5	53.8	M	T		
23.7	30.0	27.2	31.2	26.2	30.9	27.8	21.9	21.6	15.7	16.9	28.7	M	T		
47.8	57.1	51.6	50.5	46.6	53.2	38.4	37.0	34.0	38.9	30.9	52.4	F	T		

TAB.E3

INDEX OF MEAN GROSS  
MONTHLY PAY (CORRECTED)  
OF FULL-TIME FEMALE  
EMPLOYEES ACCORDING TO  
ACTIVITY,  
QUALIFICATION AND REGION  
(PAY OF FULL-TIME MALES EES.=100)

INDICE DE LA REMUNERATION  
MENSUELLE BRUTE CORRIGEE  
MOYENNE DES SALARIES  
FEMININS A TEMPS PLEIN  
SELON L ACTIVITE,  
LA QUALIFICATION ET LA REGION

(REM. DES SAL. MASC. A TEMPS PLEIN=100)

REGION												SEX E	QUALI FICA TION	MACE	ACTIVITE
PIEM. AOSTA LIGUR.	LOMB.	TRENT. FRIULI VENETO	EMILIA ROMAG.	MARCHE TOSC. UMBRIA	LAZIO	ABRUZ. MOLISE	CAMP.	PUGLIA BASI. CALAB.	SICIL.	SARD.	TOTAL				
100.0#	100.0	-	100.0#	-	100.0	-	-	-	-	-	100.0	M	I	82	ASSURANCES
-	-	-	-	-	-	-	-	-	-	-	-	F	I		
100.0	100.0	100.0	100.0	100.0	100.0	-	100.0#	-	-	-	100.0	M	II		
-	-	-	-	-	-	-	-	-	-	-	87.6	M	II		
100.0	100.0	100.0	100.0	100.0	100.0	100.0	100.0	100.0	100.0	100.0	100.0	M	III		
102.1#	94.2	87.5	80.2	-	91.6	-	-	-	-	-	92.4	M	III		
100.0	100.0	100.0	100.0	100.0	100.0	100.0	100.0	100.0	100.0	100.0	100.0	M	IV		
99.0	93.9	99.0	91.6	109.6	99.8	-	98.6	105.9	95.0	-	97.0	M	IV		
100.0	100.0	100.0	100.0	100.0	100.0	100.0	100.0	100.0	100.0	100.0	100.0	M	V		
89.8	86.5	84.1	95.5	104.0	92.8	94.6	97.1	94.6	96.6	91.6	94.0	M	V		
100.0	100.0	100.0	100.0	100.0	100.0	-	100.0	-	-	-	100.0	M	VI		
-	80.3#	66.4#	-	-	-	-	-	-	-	-	77.0	M	VI		
100.0	100.0	100.0	100.0	100.0	100.0	100.0	100.0	100.0	100.0	100.0	100.0	M	T		
70.4	68.1	68.4	68.4	79.7	74.1	75.4	78.2	77.3	73.1	76.7	71.1	F	T		

**DE EUROPÆISKE FÆLLESSKABERS STATISTISKE KONTOR**  
**STATISTISCHES AMT DER EUROPÄISCHEN GEMEINSCHAFTEN**  
**STATISTICAL OFFICE OF THE EUROPEAN COMMUNITIES**  
**OFFICE STATISTIQUE DES COMMUNAUTÉS EUROPÉENNES**  
**ISTITUTO STATISTICO DELLE COMUNITÀ EUROPEE**  
**BUREAU VOOR DE STATISTIEK DER EUROPESE GEMEENSCHAPPEN**

<b>A. Dornonville de la Cour</b>	<b>Generaldirektør/Generaldirektor/Director-General</b> <b>Directeur général/Direttore generale/Directeur-generaal</b>
<b>G.W. Clarke</b>	<b>Konsulent/Berater/Adviser/Conseiller/Consigliere/Adviseur</b>
<b>N. Ahrendt</b>	<b>Assistent/Assistent/Assistant/Assistan/Assistente/Assistent</b>
	<b>Direktører/Direktoren/Directors/Directeurs/Direttori/Directeuren:</b>
<b>G. Bertaud</b>	Statistiske metoder, databehandling Statistische Methoden, Informationswesen Statistical methods and processing of data Méthodologie statistique, traitement de l'information Metodologia statistica, trattamento dell'informazione Methodologie van de statistiek, informatieverwerking
<b>V. Paretti</b>	Almindelige statistikker og nationalregnskaber Allgemeine Statistik und Volkswirtschaftliche Gesamtrechnung General statistics and national accounts Statistiques générales et comptes nationaux Statistiche generali e conti nazionali Algemene statistiek en nationale rekeningen
<b>D. Harris</b>	Befolknings- og socialstatistik Bevölkerungs- und Sozialstatistik Demographic and social statistics Statistiques démographiques et sociales Statistiche demografiche e sociali Sociale en bevolkingsstatistiek
<b>S. Louwes</b>	Landbrugs-, skovbrugs- og fiskeristatistik Statistik der Landwirtschaft, Forstwirtschaft und Fischerei Agriculture, forestry and fisheries statistics Statistiques de l'agriculture, des forêts et des pêches Statistiche dell'agricoltura, delle foreste e della pesca Landbouw-, bosbouw- en visserijstatistiek
<b>H. Schumacher</b>	Industri- og miljøstatistik Industrie- und Umweltstatistik Industrial and environment statistics Statistiques de l'industrie et de l'environnement Statistiche dell'industria e dell'ambiente Industrie- en milieustatistiek
<b>S. Ronchetti</b>	Statistik vedrørende forbindelser med tredjelande, transport- og servicestatistik Statistik der Außenbeziehungen, Verkehrs- und Dienstleistungsstatistik External relations, transport and services statistics Statistiques des relations extérieures, transports et services Statistiche delle relazioni esterne, dei trasporti e dei servizi Statistiek van buitenlandse betrekkingen, vervoer en dienstverlening

European Communities — Commission  
Communautés européennes — Commission

**Structure of earnings in wholesale and retail distribution,  
banking and insurance in 1974**

**10 - Italia**

**Structure des salaires dans le commerce, les banques  
et les assurances en 1974**

**10 - Italia**

Luxembourg: Office des publications officielles des Communautés européennes

1978 — 458 p. — 21,0 × 29,7 cm

Social statistics (yellow series)  
Statistiques sociales (série jaune)

EN/FR

Cat.: CA-NB-76-010-2A-C

Pris pr. hæfte	DKR 94,50	Samlet specialserie	DKR 708
Einzelpreis	DM 40,50	Gesamte Sonderreihe	DM 303
Single copy	UKL 7.30 / USD 17.20	Complete special series	UKL 55 / USD 130
Prix par numéro	FF 72 / BFR 600	Ensemble de la série spéciale	FF 540 / BFR 4 500
Prezzo unitario	LIT 10 900	Insieme dei volumi	LIT 81 500
Prijs per nummer	HFL 41,50 / BFR 600	Gehele speciale serie	HFL 311 / BFR 4 500



**Salgs- og abonnementskontorer · Vertriebsbüros · Sales Offices  
Bureaux de vente · Uffici di vendita · Verkoopkantoren**

**Belgique - België**

*Moniteur belge - Belgisch Staatsblad*

Rue de Louvain 40-42 -  
Leuvensestraat 40-42  
1000 Bruxelles - 1000 Brussel  
Tél. 512 00 26  
CCP 000-2005502-27  
Postrekening 000-2005502-27

*Sous-dépôts - Agentschappen:*

Librairie européenne - Europese  
Boekhandel  
Rue de la Loi 244 - Wetsstraat 244  
1040 Bruxelles - 1040 Brussel

CREDOC

Rue de la Montagne 34 - Bte 11 -  
Bergstraat 34 - Bus 11  
1000 Bruxelles - 1000 Brussel

**Danmark**

*J.H. Schultz - Boghandel*

Møntergade 19  
1116 København K  
Tel. 14 11 95  
Girokonto 1195

*Underagentur:*

Europa-Bøger  
Gammel Torv 6  
Postbox. 144  
1004 København K

**BR Deutschland**

*Verlag Bundesanzeiger*

Breite Straße - Postfach 10 80 06  
5000 Köln 1  
Tel. (0221) 21 03 48  
(Fernschreiber: Anzeiger Bonn  
8 882 595)  
Postcheckkonto 834 00 Köln

**France**

*Service de vente en France des publica-  
tions des Communautés européennes*

*Journal officiel*  
26, rue Desaix  
75732 Paris Cedex 15  
Tél. (1) 578 61 39 - CCP Paris 23-96

**Ireland**

*Government Publications*

Sales Office  
G.P.O. Arcade  
Dublin 1

or by post from

*Stationery Office*

Beggar's Bush  
Dublin 4  
Tel. 68 84 33

**Italia**

*Libreria dello Stato*

Piazza G. Verdi 10  
00198 Roma - Tel. (6) 8508  
Telex 62008  
CCP 1/2640

*Agenzia*

Via XX Settembre  
(Palazzo Ministero del tesoro)  
00187 Roma

**Grand-Duché  
de Luxembourg**

*Office des publications officielles  
des Communautés européennes*

5, rue du Commerce  
Boîte postale 1003 - Luxembourg  
Tél. 49 00 81 - CCP 19190-81  
Compte courant bancaire:  
BIL 8-109/6003/300

**Nederland**

*Staatsdrukkerij- en uitgeverijbedrijf*  
Christoffel Plantijnstraat, 's-Gravenhage  
Tel. (070) 62 45 51  
Postgiro 42 53 00

**United Kingdom**

*H.M. Stationery Office*

P.O. Box 569  
London SE1 9NH  
Tel. (01) 928 69 77, ext. 365  
National Giro Account 582-1002

**United States of America**

*European Community Information  
Service*

2100 M Street, N.W.  
Suite 707  
Washington, D.C. 20 037  
Tel. (202) 872 83 50

**Schweiz - Suisse - Svizzera**

*Librairie Payot*

6, rue Grenus  
1211 Genève  
Tél. 31 89 50  
CCP 12-236 Genève

**Sverige**

*Librairie C.E. Fritze*

2, Fredsgatan  
Stockholm 16  
Postgiro 193, Bankgiro 73/4015

**España**

*Libreria Mundi-Prensa*

Castelló 37  
Madrid 1  
Tel. 275 46 55

**Andre lande · Andere länder · Other countries · Autres pays · Altri paesi · Andere landen**

Kontoret for De europæiske Fællesskabers officielle Publikationer · Amt für amtliche Veröffentlichungen der Europäischen Gemeinschaften · Office for Official Publications of the European Communities · Office des publications officielles des Communautés européennes · Ufficio delle pubblicazioni ufficiali delle Comunità europee · Bureau voor officiële publikaties der Europese Gemeenschappen

Luxembourg 5, rue du Commerce Boîte postale 1003 Tél. 49 00 81 · CCP 19 190-81 Compte courant bancaire BIL 8-109/6003/300

Pris pr. hæfte	DKR 94,50	Samlet specialserie	DKR 708
Einzelpreis	DM 40,50	Gesamte Sonderreihe	DM 303
Price per single copy	UKL 7.30/USD 17.20	Complete special series	UKL 55 / USD 130
Prix par numéro	FF 72 / BFR 600	Ensemble de la série spéciale	FF 540 / BFR 4 500
Prezzo unitario	LIT 10 900	Insieme dei volumi	LIT 81 500
Prijs per nummer	HFL 41,50 / BFR 600	Gehele speciale serie	HFL 311 / BFR 4 500

KONTORET FOR DE EUROPÆISKE FÆLLESSKABERS OFFICIELLE PUBLIKATIONER  
 AMT FÜR AMTLICHE VERÖFFENTLICHUNGEN DER EUROPÄISCHEN GEMEINSCHAFTEN  
 OFFICE FOR OFFICIAL PUBLICATIONS OF THE EUROPEAN COMMUNITIES  
 OFFICE DES PUBLICATIONS OFFICIELLES DES COMMUNAUTÉS EUROPÉENNES  
 UFFICIO DELLE PUBBLICAZIONI UFFICIALI DELLE COMUNITÀ EUROPEE  
 BUREAU VOOR OFFICIELE PUBLIKATIES DER EUROPESE GEMEENSCHAPPEN

Boîte postale 1003 - Luxembourg

Cat.: CA-NB-76-010-2A-C