



**LØNSTRUKTUREN INDEN FOR HANDEL,  
BANKER OG FORSIKRINGVÆSEN I 1974**

**GEHALTS- UND LOHNSTRUKTUR IM GROSS- UND EINZEL-  
HANDEL, IM BANK- UND VERSICHERUNGSGEWERBE IN 1974**

**STRUCTURE OF EARNINGS IN WHOLESALE AND RETAIL  
DISTRIBUTION, BANKING AND INSURANCE IN 1974**

**STRUCTURE DES SALAIRES DANS LE COMMERCE,  
LES BANQUES ET LES ASSURANCES EN 1974**

**STRUTTURA DELLE RETRIBUZIONI NEL COMMERCIO,  
NELLE BANCHE E NELLE ASSICURAZIONI NEL 1974**

**LOONSTRUCTUUR IN DE SECTOREN HANDEL,  
BANKEN EN VERZEKERINGEN IN 1974**



**DE EUROPÆISKE FÆLLESSKABERS STATISTISKE KONTOR**  
**STATISTISCHES AMT DER EUROPÄISCHEN GEMEINSCHAFTEN**  
**STATISTICAL OFFICE OF THE EUROPEAN COMMUNITIES**  
**OFFICE STATISTIQUE DES COMMUNAUTÉS EUROPÉENNES**  
**ISTITUTO STATISTICO DELLE COMUNITÀ EUROPEE**  
**BUREAU VOOR DE STATISTIEK DER EUROPESE GEMEENSCHAPPEN**

Luxembourg-Kirchberg, Boîte postale 1907 — Tél. 43011 Téléx: Comeur Lu 3423  
1049 Bruxelles, Bâtiment Berlaymont, Rue de la Loi 200 (Bureau de liaison) — Tél. 735 80 40

Denne publikation kan fås gennem de salgssteder, som er nævnt på omslagets tredje side i dette hæfte.

Diese Veröffentlichung ist bei den auf der dritten Umschlagseite aufgeführten Vertriebsbüros erhältlich.

This publication is obtainable from the sales offices mentioned on the inside back cover.

Pour obtenir cette publication, prière de s'adresser aux bureaux de vente dont les adresses sont indiquées à la page 3 de la couverture.

Per ottenere questa pubblicazione, si prega di rivolgersi agli uffici di vendita i cui indirizzi sono indicati nella 3<sup>a</sup> pagina della copertina.

Deze publikatie is verkrijgbaar bij de verkoopkantoren waarvan de adressen op blz. 3 van het omslag vermeld zijn.

**LØNSTRUKTUREN INDEN FOR HANDEL,  
BANKER OG FORSIKRINGVÆSEN I 1974**

**GEHALTS- UND LOHNSTRUKTUR IM GROSS- UND EINZELHANDEL,  
IM BANK- UND VERSICHERUNGSGEWERBE IN 1974**

**STRUCTURE OF EARNINGS IN WHOLESALE AND RETAIL  
DISTRIBUTION, BANKING AND INSURANCE IN 1974**

**STRUCTURE DES SALAIRES DANS LE COMMERCE,  
LES BANQUES ET LES ASSURANCES EN 1974**

**STRUTTURA DELLE RETRIBUZIONI NEL COMMERCIO,  
NELLE BANCHE E NELLE ASSICURAZIONI NEL 1974**

**LOONSTRUCTUUR IN DE SECTOREN HANDEL,  
BANKEN EN VERZEKERINGEN IN 1974**

## **7 - Nederland**

**Specialserie - Sonderreihe - Special series - Série spéciale - Serie speciale - Speciale serie**

Manuscript completed in April 1978  
Manuscrit terminé en Avril 1978





## INTRODUCTION

This special series in the publications of the Statistical Office of the European Communities contains the results of the first Community survey on the structures and breakdown of earnings in wholesale and in retail trade, banking and insurance in the nine Member States.

The aims and principles, the methods and definitions on which the survey is based have been worked out at Community level in collaboration with experts representing the governments and the employers' and the trade union organizations of member countries. Full details have been published in the first volume of the series which serves as a reference for the methodology employed in all the other volumes, published one for each country. Each book prints, successively for wholesale trade, for retail trade, for banks, and for insurance, five series of computer-produced tables of which three provide general results (A, B, C) and two provide detailed results (D, E). For technical reasons, it has been possible to prepare the tables and their adjacent text only in one bilingual version (English/French), but translations of the table headings into German, Italian, Dutch and Danish are to be found in Annex 3 of Volume 1 of the series.

Some tables involve a very fine breakdown of the data, and a corresponding reduction in the sample size per cell, which could impair the trustworthiness of the results. To mitigate the problem standard error has been calculated, and has been used to screen for publication all the means (earnings, age, length of service etc.) and the corresponding coefficient of variation. The figures with a standard error of 10 % or greater have not been published, but flagged with the symbol #; the figures for which the standard error is less than 5 % have been published as they are.

The present volume contains the data for the Netherlands where the fieldwork was carried out through the good offices of the 'Centraal Bureau voor de Statistiek' who were responsible in particular for the collection, and checking of the data about individual persons, for the coding of the data, and its transmission to the Statistical Office of the

Cette série spéciale dans les publications de l'Office statistique des Communautés européennes contient les résultats de la première enquête communautaire sur la structure et la répartition des salaires dans le commerce de gros et de détail, les banques et les assurances dans les neuf Etats membres.

Les objectifs, les principes, les méthodes et les définitions à la base de l'enquête ont été précisés au niveau communautaire en collaboration avec les experts représentant les gouvernements et les organisations patronales et syndicales des différents pays. Tous ces éléments ont été décrits dans le premier volume de la série qui a valeur de référence méthodologique pour tous les autres volumes publiés à raison d'un par pays. Chacun de ces volumes comprend, successivement pour le commerce de gros et de détail, les banques et les assurances, cinq séries de tableaux mécanographiques dont trois concernent les résultats généraux (A, B, C) et deux les résultats détaillés (D, E). Pour des raisons de caractère technique, les tableaux et les textes liminaires n'ont pu être établis qu'en version bilingue (anglais/français). Toutefois, les lecteurs d'expression allemande, italienne, néerlandaise ou danoise trouveront la traduction dans leur langue respective des intitulés des tableaux à l'annexe 3 du volume 1 de cette même série.

Certains tableaux comportant une ventilation très poussée, la fiabilité des résultats risquait d'être fortement altérée au-delà d'un certain seuil de fractionnement de l'échantillon de salariés enquêtés. Pour pallier ce risque, un programme de calcul d'erreur a été prévu pour la publication de toutes les valeurs moyennes (rémunération, âge, ancienneté, etc.) et des coefficients de variation correspondants. Les valeurs pouvant être affectées par une erreur supérieure ou égale à 10 % n'ont pas été publiées et ont été remplacées par un point; celles pour lesquelles la probabilité de l'erreur était supérieure ou égale à 5 % et inférieure à 10 % ont été publiées avec le signe #; les valeurs dont l'erreur probable était inférieure à 5 % ont été publiées telles quelles.

Le présent volume concerne les Pays-Bas. L'enquête sur le terrain a été réalisée par les soins du «Centraal Bureau voor de Statistiek» qui s'est notamment chargé de la collecte et du contrôle des données individuelles, de leur codification et de leur transmission à l'Office statistique des Communautés européennes, ce dernier ayant assuré l'exploitation

European Communities, which arranged for the processing to derive the summary data all Member States of the Community.

The monthly earnings refer to the month of October 1974 and the annual earnings to the year 1974; they are always expressed in gulden.

The analysis of the survey has been carried out by Mr Gérard Aubrée, Administrator in the Division "Wages and Incomes" of the Direction "Demographic and Social Statistics"; the computer processing has been organized by Mr Michel Soubies, Analyst, and Mr Claude Weber, Programmer, in the Division "Automatic Data Processing" of the Direction "Statistical Methods and Processing of Data".

des résultats au niveau communautaire.

Les rémunérations mensuelles se réfèrent au mois d'octobre 1974 et les rémunérations annuelles à l'année 1974; elles sont toujours exprimées en florins.

L'exploitation de l'enquête a été menée par M. Gérard Aubrée, administrateur à la division « Salaires et revenus » de la Direction des statistiques démographiques et sociales; le traitement informatique a été assuré par M. Michel Soubies, analyste, et M. Claude Weber, programmeur, à la division « Informatique » de la Direction de la méthodologie statistique et du traitement de l'information.

Data non-existent or not collected	—	Donnée inexistante ou non relevée
Data not published, or confidential, or relating to an undersize sample (less than 10 employees), or for which the standard error of the estimate of the mean equals or exceeds 10%	.	Donnée non publiée, couverte par le secret statistique ou concernant un échantillon trop faible (inférieur à 10 salariés) ou pour laquelle l'erreur-type de l'estimation de la moyenne est supérieure ou égale à 10 %
Data for which the standard error of the estimate of the mean lies between 5% and 10%	#	Donnée pour laquelle l'erreur-type de l'estimation de la moyenne est inférieure à 10 % et supérieure ou égale à 5 %
Data not declared	*	Donnée non déclarée
Less than (less than or equal to)	< (= <)	Inférieur à (inférieur ou égal à)
Greater than (greater than or equal to)	> (> =)	Supérieur à (supérieur ou égal à)
Mean (1)	M	Moyenne (1)
Coefficient of variation	CV	Coefficient de variation
Quantile of order $\alpha$ ( $\alpha = 0.10; 0.25; 0.50; 0.75; 0.90$ )	Q ( $\alpha$ )	Quantile d'ordre $\alpha$ ( $\alpha = 0,10; 0,25; 0,50; 0,75; 0,90$ )
Qualification groups		Groupes de qualification
Wholesale and retail distribution		Commerce de gros et de détail
Top management personnel	1A	Personnel supérieur de direction
Management personnel and senior executives	1B	Personnel de direction et cadres supérieurs
Executives and management staff	2	Personnel d'exécution et d'encadrement
Highly skilled junior personnel	3	Personnel subalterne très qualifié
Skilled junior personnel	4	Personnel subalterne qualifié
Unskilled junior personnel	5	Personnel subalterne non qualifié
Banking		Banques
Directors, top management	1	Personnel supérieur de direction
Senior executives	2	Cadres supérieurs
Executives (junior management)	3	Personnel de conception (cadres inférieurs)
Highly qualified clerical staff	4	Personnel d'exécution très qualifié
Qualified clerical staff	5	Personnel d'exécution qualifié
Other employees	6	Autres agents
Insurance		Assurances
Managers and senior management executives	I	Dirigeants et cadres supérieurs de direction
Middle management executives	II	Cadres intermédiaires
Junior executives and personnel with equivalent qualification	III	Agents d'encadrement et assimilés
Highly skilled employees	IV	Travailleurs très qualifiés
Skilled employees	V	Travailleurs qualifiés
Other employees	VI	Autres travailleurs

(1) The averages are given in the units, and, where appropriate, in fractions of these units which are commonly used i.e.:

- in units of national currency for earnings (Deutsche Mark for FR Germany, francs for France, Belgium and Luxembourg, gulden for the Netherlands, lire for Italy, pounds for the United Kingdom and Ireland, and kroner for Denmark),
- in years for age and length of service,
- in hours for the length of the working week.

(1) Les moyennes sont données en unités usuelles et, s'il y a lieu, en fractions d'unités, c'est-à-dire:

- en unités monétaires nationales pour les rémunérations (Deutsche Mark pour la RF d'Allemagne, franc pour la France, la Belgique et le Luxembourg, florin pour les Pays-Bas, lire pour l'Italie, livre pour le Royaume-Uni et l'Irlande, et couronne pour le Danemark),
- en années pour l'âge et l'ancienneté de service,
- en heures pour l'horaire de travail.

## List of tables (1)

	Page			
	Distribution Commerce	Banking Banques	Insurance Assurances	
PRELIMINARY TABLE	9	9	9	TABLEAU PRÉLIMINAIRE
Distribution of employees with earnings higher than ..... according to activity, sex and qualification				Distribution par activité, sexe et qualification des salariés, dont la rémunération est supérieure à .....
SERIES A				SÉRIE A
Distribution of employees according to activity, sex,				Distribution des salariés selon l'activité, le sexe,
A1 <i>qualification,</i>	12	302	368	A1 <i>la qualification,</i>
A2 <i>size of enterprise,</i>	18	304	370	A2 <i>la taille de l'entreprise,</i>
A3 <i>age,</i>	24	306	372	A3 <i>l'âge,</i>
A4 <i>length of service in enterprise,</i>	30	308	374	A4 <i>l'ancienneté dans l'entreprise,</i>
A5 <i>system of payment,</i>	32	308	374	A5 <i>le système de rémunération,</i>
and type of employment				et le régime de travail
Mean and coefficient of variation of				Moyenne et coefficient de variation de
A6 <i>age,</i>	34	310	376	A6 <i>l'âge,</i>
A7 <i>length of service in enterprise,</i>	40	312	378	A7 <i>l'ancienneté dans l'entreprise,</i>
according to activity, sex, qualification and type of employment				selon l'activité, le sexe, la qualification et le régime de travail
Distribution of employees according to activity, sex,				Distribution des salariés selon l'activité, le sexe,
A8 <i>scheduled working week</i>	46	314	380	A8 <i>l'horaire hebdomadaire de travail</i>
and type of employment				et le régime de travail
Mean and coefficient of variation of				Moyenne et coefficient de variation de
A9 <i>scheduled working week</i>	48	314	380	A9 <i>l'horaire hebdomadaire de travail</i>
according to activity, sex, qualification and type of employment				selon l'activité, le sexe, la qualification et le régime de travail
SERIES B				SÉRIE B
Distribution of employees according to activity, sex,				Distribution des salaires selon l'activité, le sexe,
B1 <i>bonuses percentage</i>	54	318	384	B1 <i>le pourcentage de primes</i>
and type of employment				et le régime de travail
Mean and coefficient of variation of				Moyenne et coefficient de variation du
B2 <i>bonuses percentage</i>	56	318	384	B2 <i>pourcentage de primes</i>
according to activity, sex and <i>size of enterprise</i>				selon l'activité, le sexe et la <i>taille de l'entreprise</i>
Mean and coefficient of variation of				Moyenne et coefficient de variation du
B3 <i>bonuses percentage</i>	58	320	386	B3 <i>pourcentage de primes</i>
according to activity, sex, qualification and <i>type of employment</i>				selon l'activité, le sexe, la qualification et le <i>régime de travail</i>
SERIES C				SÉRIE C
Mean and coefficient of variation of				Moyenne et coefficient de variation de
C1 <i>gross monthly pay corrected</i>	66	324	390	C1 <i>la rémunération mensuelle brute corrigée</i>
fo <i>full-time</i> employees according to activity, sex and qualification				des salariés à <i>temps plein</i> selon l'activité, le sexe et la qualification

(1) Where the page numbers in the middle columns are replaced by the symbol (-), the corresponding table is not printed, either because it has no point, or because it is not available, or because it gives no more information than the preceding tables. Where the page number is accompanied by the letter (p), the corresponding table is printed only in part, for the same reasons.

(1) Lorsque, dans les colonnes médianes, la pagination est remplacée par le signe (-), le tableau correspondant n'est pas publié parce que sans objet, ou non disponible, ou non porteur d'informations supplémentaires par rapport aux tableaux précédents; lorsque la pagination est accompagnée de la lettre (p), le tableau correspondant n'est publié que partiellement, pour les mêmes raisons.

## List of tables (continued)

## Page

## Liste des tableaux (suite)

	Distribution Commerce	Banking Banques	Insurance Assurances	
Index of C2 <i>mean gross monthly pay corrected</i> of <i>full-time</i> employees according to activity, sex and qualification	68	324	390	Indice de C2 <i>la rémunération mensuelle brute corrigée</i> <i>moyenne</i> des salariés à <i>temps plein</i> selon l'activité, le sexe et la qualification
Mean and coefficient of variation of C3 <i>gross annual pay</i> of <i>full-time</i> employees according to activity, sex and qualification	70	326	392	Moyenne et coefficient de variation de C3 <i>la rémunération annuelle brute</i> des salariés à <i>temps plein</i> selon l'activité, le sexe et la qualification
Index of C4 <i>mean gross annual pay</i> of <i>full-time</i> employees according to activity, sex and qualification	72	326	392	Indice de C4 <i>la rémunération annuelle brute moyenne</i> des salariés à <i>temps plein</i> selon l'activité, le sexe et la qualification
Distribution of <i>full-time</i> employees according to C5 <i>gross monthly pay corrected</i> C6 <i>gross annual pay</i> by activity, sex and qualification	74 86	328 330	394 394	Distribution des salariés à <i>temps plein</i> selon C5 <i>la rémunération mensuelle brute corrigée</i> C6 <i>la rémunération annuelle brute</i> par activité, sexe et qualification
Quantiles of distribution of <i>full-time</i> employees according to C7 <i>gross monthly pay corrected</i> , <i>gross annual pay</i> by activity, sex and qualification	98	332	396	Quantiles de la distribution des salariés à <i>temps</i> <i>plein</i> selon C7 <i>la rémunération mensuelle brute corrigée</i> , <i>la rémunération annuelle brute</i> par activité, sexe et qualification
Mean and coefficient of variation of C8 <i>gross monthly pay corrected</i> of <i>part-time</i> employees according to activity, sex and qualification	—	—	—	Moyenne et coefficient de variation de C8 <i>la rémunération mensuelle brute corrigée</i> des salariés à <i>temps partiel</i> selon l'activité, le sexe et la qualification
Index of C9 <i>mean gross monthly pay corrected</i> of <i>part-time</i> employees according to activity, sex and qualification	—	—	—	Indice de C9 <i>la rémunération mensuelle brute corrigée</i> <i>moyenne</i> des salariés à <i>temps partiel</i> selon l'activité, le sexe et la qualification
Mean and coefficient of variation of C10 <i>gross annual pay</i> of <i>part-time</i> employees according to activity, sex and qualification	—	—	—	Moyenne et coefficient de variation de C10 <i>la rémunération annuelle brute</i> des salariés à <i>temps partiel</i> selon l'activité, le sexe et la qualification
Index of C11 <i>mean gross annual pay</i> of <i>part-time</i> employees according to activity, sex and qualification	—	—	—	Indice de C11 <i>la rémunération annuelle brute moyenne</i> des salariés à <i>temps partiel</i> selon l'activité, le sexe et la qualification
<b>SERIES D</b>				<b>SÉRIE D</b>
Distribution of employees according to activity, sex and qualification D1 <i>size of enterprise</i> , D2 <i>age</i> , D3 <i>length of service in enterprise</i> , D4 <i>system of payment</i> , and type of employment	112 124 136 —	336 338 340 —	400 400 402 —	Distribution des salariés selon l'activité, le sexe et la qualification D1 <i>la taille de l'entreprise</i> , D2 <i>l'âge</i> , D3 <i>l'ancienneté dans l'entreprise</i> , D4 <i>le système de rémunération</i> , et le régime de travail
Mean and coefficient of variation of D5 <i>gross monthly pay corrected</i> of <i>full-time</i> employees according to activity, sex, qualification and <i>size of enterprise</i>	148	342	404	Moyenne et coefficient de variation de D5 <i>la rémunération mensuelle brute corrigée</i> des salariés à <i>temps plein</i> selon l'activité, le sexe, la qualification et la <i>taille de l'entreprise</i>

## List of tables (continued)

## Liste des tableaux (suite)

	Page		
	Distribution Commerce	Banking Banques	Insurance Assurances
Index of D6 <i>mean gross monthly pay corrected</i> of full-time employees according to activity, sex, qualification and <i>size of enterprise</i>	160	344	404
Mean and coefficient of variation of D7 <i>gross monthly pay corrected</i> of full-time employees according to activity, sex, qualification and <i>age</i>	172	346	406
Index of D8 <i>mean gross monthly pay corrected</i> of full-time employees according to activity, sex, qualification and <i>age</i>	184	348	406
Mean and coefficient of variation of D9 <i>gross monthly pay corrected</i> of full-time employees according to activity, sex, qualification and <i>length of service in enterprise</i>	196	350	408
Index of D10 <i>mean gross monthly pay corrected</i> of full-time employees according to activity, sex, qualification and <i>length of service in enterprise</i>	208	352	408
Mean and coefficient of variation of D11 <i>gross monthly pay corrected</i> of full-time employees according to activity, sex, qualification and <i>system of payment</i>	—	—	—
Index of D12 <i>mean gross monthly pay corrected</i> of full-time employees according to activity, sex, qualification and <i>system of payment</i>	—	—	—
SERIES E			
Distribution of employees according to activity, sex, qualification, E1 <i>region</i> and type of employment	222	356	412
Mean and coefficient of variation of E2 <i>gross monthly pay corrected</i> of full-time employees according to activity, sex, qualification and <i>region</i>	258	362	416
Index of E3 <i>mean gross monthly pay corrected</i> of full-time employees according to activity, sex, qualification and <i>region</i>	270	364	416

N.B. 1: As regards the Netherlands, in the wholesale distribution, the four-digit headings:

- wholesale dealing in tobacco products,
- wholesale dealing in pharmaceutical products,
- wholesale dealing in paper, board and stationery and wholesale dealing in books, periodicals and newspapers, have not been distinguished within the three-digit headings of which they are subgroups.

N.B. 2: For wholesale and retail distribution there are extra tables relating to sub-divisions of qualification groups 3 and 4.

N.B. 1: Aux Pays-Bas, dans le commerce de gros, les positions à 4 chiffres:

- commerce de gros de produits du tabac,
- commerce de gros de produits pharmaceutiques,
- commerce de gros de papier, carton et articles de papeterie, de livres, périodiques et journaux, n'ont pas été distingués au sein des positions à 3 chiffres dont elles constituent des sous-groupes.

N.B. 2: Pour le commerce de gros et de détail, on trouvera en complément et en annexe, des précisions et des tableaux relatifs à une subdivision des groupes de qualification 3 et 4 en sous-groupes.



Preliminary table

Employees with a gross monthly pay higher than 7250 gulden as a percentage of all employees, according to activity, sex and qualification

(%)

Tableau préliminaire

Salariés, dont la rémunération mensuelle brute est supérieure à 7250 florins., en proportion de l'ensemble des salariés, par activité, sexe et qualification


(%)

ACTIVITY	NACE	SEX	QUALIFICATION							SEXE	NACE	ACTIVITÉ
			1A	1B	2	3	4	5	TOG. ENS.			
AGRIC. PRIMARY PROD., LIVESTOCK, TEXT.	611	M	4,6	2,3	-	-	-	-	0,3	M	611	MAT. PREM. AGR., ANIMAUX, TEXTILES
		F	4,6	2,2	-	-	-	-	0,3	F		
FUELS, ORES, INDUSTRIAL CHEMICALS	612	M	25,9	2,6	-	-	-	-	1,3	M	612	COMBUSTIBLES, MINERAIS PR. CHIMIQUES
		F	-	-	-	-	-	-	-	F		
TIMBER, BUILDING MATERIALS	613	M	25,8	2,4	-	-	-	-	1,0	M	613	BOIS, MATERIAUX DE CONSTR.
		F	5,5	-	-	-	-	-	0,2	F		
MACHINERY, EQUIPMENT, VEHICLES	614	M	5,4	-	-	-	-	-	0,2	M	614	MACHINES, VEHICULES
		F	8,3	0,9	-	-	-	-	0,3	F		
FURNITURE, HSEHD. GOODS, HARDWARE	615	M	7,9	0,8	-	-	-	-	0,3	M	615	MEUBLES, ART. MENAGERS, QUINCAILLERIE
		F	4,3	0,8	-	-	-	-	0,2	F		
TEXTILES, CLOTHING, FOOTWR., LEATHERWARE	616	M	4,2	0,7	-	-	-	-	0,2	M	616	TEXTILE, HABILLEMENT, CHAUSSURES
		F	16,4	-	-	-	-	-	1,0	F		
FOOD, DRINK, TOBACCO	617	M	16,0	-	-	-	-	-	0,6	M	617	PRODUITS ALIM., BOISSONS, TABAC
		F	7,9	-	-	-	-	-	0,3	F		
TOBACCO PRODUCTS	617.6	M	7,8	-	-	-	-	-	0,3	M	617.6	PRODUITS DU TABAC
		F	-	-	-	-	-	-	-	F		
PHARMACEUTICAL, MEDICAL GDS., CLEANING MAT.	618	M	7,0	-	-	-	-	-	0,3	M	618	PR. PHARM., MEDICAUX, D'ENTRETIEN
		F	-	-	-	-	-	-	-	F		
PHARMACEUTICALS	618.1	M	6,3	-	-	-	-	-	0,2	M	618.1	PRODUITS PHARM.
		F	-	-	-	-	-	-	-	F		
OTHER WHOLESALE DISTRIBUTION	619	M	7,7	1,7	-	-	-	-	0,5	M	619	AUTRES COMMERCE DE GROS
		F	-	-	-	-	-	-	-	F		
PAPER, BOOKS, STATIONERY, NEWSPAPERS	619.1/2	M	7,4	1,5	-	-	-	-	0,4	M	619.1/2	PAPIER, LIVRES, JOURNAUX
		F	-	-	-	-	-	-	-	F		
WHOLESALE TRADE	61	M	9,1	1,2	0,1	-	-	-	0,5	M	61	COMMERCE DE GROS
		F	-	-	-	-	-	-	-	F		
FOOD, DRINK, TOBACCO	641/642	M	8,9	1,1	0,1	-	-	-	0,4	M	641/642	PR. ALIMENTAIRES, BOISSONS, TABAC
		F	11,2	-	-	-	-	-	0,2	F		
DISPENSING CHEMISTS	643	M	10,0	-	-	-	-	-	0,1	M	643	PHARMACIES
		F	10,3	-	-	-	-	-	1,8	F		
MEDICAL GOODS, COSMETICS, CLEANING, MAT. CLOTHING	644	M	6,5	-	-	-	-	-	0,2	M	644	ART. MEDICAUX, PRODUITS D'ENTRETIEN
		F	-	-	-	-	-	-	-	F		
FOOTWEAR, LEATHER GOODS	645	M	5,2	5,1	1,6	-	-	-	0,9	M	645	ARTICLES D'HABILLEMENT
		F	4,7	3,5	1,2	-	-	-	0,3	F		
FURN. FABRICS, HOUSEHOLD TEXTILES	646	M	-	-	-	-	-	-	-	M	646	CHAUSSURES, MAROQUINERIE
		F	-	-	-	-	-	-	-	F		
HOUSEHOLD FITMENTS, APPLIANCES	647	M	-	-	-	-	-	-	-	M	647	TISSUS D'AMEUBLEMENT
		F	-	-	-	-	-	-	-	F		
HOUSEHOLD FITMENTS, APPLIANCES	648/649	M	2,4	-	-	-	-	-	0,1	M	648/649	EQUIPEMENT DU FOYER
		F	-	-	-	-	-	-	-	F		
BOOKS, NEWSPRS., STATIONERY, OFFICE SUPPS.	653	M	2,3	-	-	-	-	-	0,1	M	653	LIVRES, JOURN., PAPIER, EQ. BUREAU
		F	-	-	-	-	-	-	-	F		
OTHER RETAIL DISTRIBUTION	654/655	M	9,0	-	-	-	-	-	0,3	M	654/655	AUTRES COMMERCE DE DETAIL
		F	-	-	-	-	-	-	-	F		
VARIOUS NON-FOOD PRODUCTS	656	M	8,3	-	-	-	-	-	0,2	M	656	PRODUITS DIVERS NON ALIMENT.
		F	-	2,9	0,8	-	-	-	0,5	F		
RETAIL TRADE	64/653-656	M	5,6	2,6	0,6	0,1	-	-	0,2	M	64/653-656	COMMERCE DE DETAIL
		F	5,6	2,2	0,6	0,1	-	-	0,4	F		
		T	5,1	1,8	0,4	0,1	-	-	0,2	T		
			I	2	3	4	5	6	TOG. ENS.			
CREDIT INSTS. WITH STAFF OF CIV. SERV. STATUS		M	63,8	-	-	-	-	-	0,2	M		INST. DE CREDIT DONT PERSONNEL ASS. FONCT.
		F	-	-	-	-	-	-	-	F		
CREDIT INSTS. WITH STAFF OF COLL. AGRT. STATUS		M	63,8	-	-	-	-	-	0,1	M		INST. DE CREDIT DONT PERSONNEL BEN. CONV. COLLECT.
		F	56,9	8,4	-	-	-	-	0,5	F		
CREDIT INSTS. WITH STAFF OF OTHER STATUS		M	56,9	8,4	-	-	-	-	0,3	M		INST. DE CREDIT DONT PERSONNEL AUTRES STATUTS
		F	5,8	-	-	-	-	-	0,4	F		
CREDIT INSTITUTIONS	812/813	M	5,8	-	-	-	-	-	0,2	M	812/813	INSTITUTIONS DE CREDIT
		F	15,2	3,8	-	-	-	-	0,5	F		
		T	-	-	-	-	-	-	-	T		
			14,7	3,7	-	-	-	-	0,3			
			I	II	III	IV	V	VI	TOG. ENS.			
INSURANCE	82	M	23,0	1,9	-	-	-	-	0,4	M	82	ASSURANCES
		F	-	-	-	-	-	-	-	F		
		T	22,6	1,9	-	-	-	-	0,3	T		



**Wholesale and retail distribution  
Commerce de gros et de détail**





**Series**  
**Série A**

TAB.A1

EMPLOYEES ACCORDING TO ACTIVITY, SEX,  
QUALIFICATION AND TYPE OF EMPLOYMENT

(THOUSANDS)

TYPE OF EMPLOYMENT: FULL-TIME

(MILLIERS)

ACTIVITY	NACE	SEX	QUALIFICATION							TOG. ENS.
			1A	1B	2	3	4	5	(*)	
AGRIC. PRIMARY	611	M	0.6	0.9	1.6	3.4	6.2	0.9	-	13.4
PROD., LIVE- STOCK, TEXT.		F	-	-	0.1	0.4	1.0	0.3	-	1.7
FUELS, ORES	612	M	0.6	0.9	1.7	3.8	7.1	1.1	-	15.2
INDUSTRIAL CHEMICALS		F	0.5	1.7	2.9	3.8	4.1	1.0	-	14.0
TIMBER, BUILDING MATERIALS	613	M	0.5	0.1	0.3	1.0	1.3	-	-	2.7
		F	0.8	1.1	3.0	6.7	9.0	1.2	-	21.8
MACHINERY, EQUIPMENTS, VEHICLES	614	M	0.1	0.1	0.2	0.7	1.2	0.0	-	2.3
		F	0.8	1.2	3.2	7.4	10.3	1.3	-	24.2
FURNITURE, HSEHD. GOODS, HARDWARE	615	M	1.4	4.1	8.4	17.9	11.7	1.5	-	44.8
		F	1.5	0.2	0.8	2.1	3.0	-	-	6.1
TEXTILES, CLOTH- ING, FOOTWR. LEATHERWARE	616	M	0.7	4.3	9.2	20.0	14.7	1.5	-	51.0
		F	0.7	1.9	4.4	8.0	6.4	1.2	-	22.7
FOOD, DRINK, TOBACCO	617	M	0.4	0.1	0.6	1.1	2.3	0.1	-	4.2
		F	1.2	2.0	5.0	9.1	8.8	1.3	-	26.9
		T	0.4	0.7	1.3	2.1	1.8	0.6	-	6.9
		F	1.2	0.1	0.1	0.6	1.3	0.2	-	2.4
		T	1.2	0.8	1.4	2.7	3.1	0.8	-	9.3
TOBACCO PRODUCTS	617.6	M	1.2	1.7	3.8	8.3	11.6	3.8	-	30.5
		F	-	0.1	0.2	1.5	2.8	0.6	-	5.3
		T	-	1.8	4.1	9.8	14.4	4.4	-	35.7
PHARMACEUTICAL, MEDICAL GDS., CLEANING MAT. PHARMACEUTICALS	618	M	0.3	1.1	2.4	3.1	1.2	0.3	-	8.5
		F	-	0.1	0.4	1.0	1.0	0.2	-	2.7
		T	0.3	1.2	2.7	4.2	2.2	0.5	-	11.1
OTHER WHOLESALE DISTRIBUTION	619	M	-	-	-	-	-	-	-	-
		F	0.6	1.4	2.4	4.8	3.8	1.0	-	14.0
		T	-	0.1	0.3	1.1	2.0	0.1	-	3.7
PAPER, BOOKS, STATIONERY, NEWSPAPERS	619.1/2	M	0.6	1.5	2.8	5.8	5.8	1.1	-	17.7
		F	-	-	-	-	-	-	-	-
		T	-	-	-	-	-	-	-	-
WHOLESALE TRADE	61	M	6.5	14.6	30.2	58.1	55.8	11.5	-	176.7
		F	0.2	0.9	3.0	9.5	15.8	1.5	-	31.0
		T	6.6	15.5	33.2	67.7	71.6	13.1	-	207.7
FOOD, DRINK, TOBACCO	641/642	M	0.5	0.6	2.6	9.4	11.2	-	-	24.3
		F	-	0.1	0.1	3.5	15.2	-	-	19.0
		T	0.5	0.7	2.8	12.9	26.4	-	-	43.2
DISPENSING CHEMISTS	643	M	0.1	0.1	0.1	0.1	0.3	-	-	0.6
		F	0.1	0.1	1.0	1.5	0.4	-	-	3.1
		T	0.2	0.2	1.1	1.6	0.7	-	-	3.7
MEDICAL GOODS, COSMETICS, CLEANING MAT.	644	M	0.1	0.1	0.1	0.3	0.2	-	-	0.8
		F	-	-	0.0	0.3	0.7	-	-	1.1
		T	0.1	0.1	0.1	0.7	0.9	-	-	1.9
CLOTHING	645	M	0.7	0.5	1.4	3.2	3.2	-	-	8.9
		F	-	0.2	0.4	3.1	9.4	-	-	13.0
		T	0.7	0.6	1.7	6.2	12.6	-	-	21.9
FOOTWEAR, LEATHER GOODS	646	M	0.1	0.1	0.5	0.7	0.4	-	-	1.8
		F	-	0.0	0.0	0.6	2.5	-	-	3.1
		T	0.1	0.1	0.5	1.2	2.9	-	-	4.9
FURN. FABRICS, HOUSEHOLD TEXTILES	647	M	0.1	0.1	0.2	0.7	0.8	-	-	2.0
		F	-	-	-	0.1	0.4	-	-	0.5
		T	0.1	0.1	0.2	0.8	1.2	-	-	2.5
HOUSEHOLD FITMENTS, APPLIANCES	648/649	M	0.7	0.8	1.7	5.5	6.1	-	-	14.8
		F	-	0.1	0.3	1.2	4.0	-	-	5.6
		T	0.7	0.9	2.0	6.7	10.1	-	-	20.4
BOOKS, NEWSPRS., STATIONERY, OFFICE SUPPS.	653	M	0.1	0.2	0.3	0.6	0.7	-	-	1.9
		F	-	-	0.0	0.3	0.8	-	-	1.2
		T	0.1	0.2	0.3	0.9	1.6	-	-	3.2
OTHER RETAIL DISTRIBUTION	654/655	M	0.2	0.2	0.5	1.7	1.7	-	-	4.3
		F	-	0.0	0.0	0.5	1.1	-	-	1.6
		T	0.2	0.2	0.5	2.2	2.8	-	-	5.9
VARIOUS NON-FOOD PRODUCTS	656	M	0.1	1.7	2.0	3.4	7.2	-	-	14.4
		F	-	0.2	0.7	2.4	8.4	-	-	11.7
		T	0.1	1.9	2.8	5.8	15.6	-	-	26.1
RETAIL TRADE	64/653- 656	M	2.8	4.3	9.4	25.5	32.0	-	-	73.8
		F	0.3	0.8	2.7	13.5	42.8	-	-	60.1
		T	2.9	5.1	12.1	39.0	74.8	-	-	133.8



TAB.A1

SALARIES SELON L ACTIVITE, LE SEXE, LA  
QUALIFICATION ET LE REGIME DE TRAVAIL  
REGIME DE TRAVAIL: TEMPS PLEIN

QUALIFICATION								TOG. ENS.	SEXE	NACE	ACTIVITE
1A	1B	2	3	4	5	(*)					
4.1	6.5	12.0	25.0	45.8	6.5	-	100.0	M	611	MAT. PREM. AGR.,	
		4.1	23.4	55.1	15.9	-	100.0	F		ANIMAUX,	
3.7	5.9	11.1	24.8	46.9	7.6	-	100.0	T		TEXTILES	
3.8	12.4	20.6	27.2	29.0	7.0	-	100.0	M	612	COMBUSTIBLES,	
	4.0	12.4	35.9	47.2	-	-	100.0	F		MINERAIS,	
3.2	11.0	19.3	28.6	31.9	5.9	-	100.0	T		PR. CHIMIQUES	
3.7	5.2	13.8	30.5	41.3	5.6	-	100.0	M	613	BOIS, MATERIAUX	
	3.5	8.8	31.3	53.8	2.1	-	100.0	F		DE CONSTR.	
3.4	5.0	13.3	30.6	42.5	5.3	-	100.0	T			
3.1	9.0	18.7	39.9	26.0	3.3	-	100.0	M	614	MACHINES,	
	3.3	12.5	34.4	48.5	-	-	100.0	F		VEHICULES	
2.9	8.3	18.0	39.2	28.7	2.9	-	100.0	T			
3.0	8.5	19.3	35.4	28.4	5.4	-	100.0	M	615	MEUBLES,	
	2.0	13.8	26.6	55.4	2.0	-	100.0	F		ART. MENAGERS	
2.5	7.5	18.5	34.0	32.6	4.9	-	100.0	T		QUINCAILLERIE	
5.7	10.6	18.5	30.6	25.9	8.7	-	100.0	M	616	TEXTILE,	
	4.5	5.7	26.5	53.3	9.7	-	100.0	F		HABILLEMENT,	
4.3	9.1	15.2	29.6	32.9	9.0	-	100.0	T		CHAUSSURES	
4.0	5.6	12.5	27.3	38.0	12.6	-	100.0	M	617	PRODUITS ALIM.,	
	1.4	4.7	20.8	53.5	11.2	-	100.0	F		BOISSONS,	
3.4	5.0	11.3	27.6	40.3	12.4	-	100.0	T		TABAC	
-	-	-	-	-	-	-	-	M	617.6	PRODUITS DU	
-	-	-	-	-	-	-	-	F		TABAC	
-	-	-	-	-	-	-	-	T			
3.7	13.2	28.2	37.2	14.3	3.4	-	100.0	M	618	PR. PHARM.,	
	3.6	13.4	39.4	37.1	6.2	-	100.0	F		MEDICAUX,	
2.9	10.9	24.7	37.7	19.7	4.1	-	100.0	T		D'ENTRETIEN	
-	-	-	-	-	-	-	-	M	618.1	PRODUITS	
-	-	-	-	-	-	-	-	F		PHARM.	
-	-	-	-	-	-	-	-	T			
4.4	9.7	17.5	34.2	27.1	7.2	-	100.0	M	619	AUTRES COMMERCES	
	3.7	8.8	28.7	54.4	3.9	-	100.0	F		DE GROS	
3.6	8.4	15.7	33.0	32.8	6.5	-	100.0	T			
-	-	-	-	-	-	-	-	M	619.1/2	PAPIER, LIVRES,	
-	-	-	-	-	-	-	-	F		JOURNEAUX	
-	-	-	-	-	-	-	-	T			
3.7	8.3	17.1	32.9	31.5	6.5	-	100.0	M	61	COMMERCE DE GROS	
0.5	2.9	9.7	30.8	51.0	5.0	-	100.0	F			
3.2	7.5	16.0	32.6	34.5	6.3	-	100.0	T			
1.9	2.4	10.8	38.6	46.3	-	-	100.0	M	641/642	PR. ALIMENTAIRES,	
	0.5	0.8	18.5	80.0	-	-	100.0	F		BOISSONS,	
1.2	1.5	6.4	29.8	61.1	-	-	100.0	T		TABAC	
19.1	7.9	15.5	16.3	41.2	-	-	100.0	M	643	PHARMACIES	
1.9	3.7	33.1	48.5	12.7	-	-	100.0	F			
4.8	4.4	30.1	43.1	17.5	-	-	100.0	T			
7.6	13.7	10.7	43.1	24.9	-	-	100.0	M	644	ART. MEDICAUX,	
		2.8	30.9	65.0	-	-	100.0	F		PRODUITS	
3.4	6.2	6.1	35.9	48.4	-	-	100.0	T		D'ENTRETIEN	
7.7	5.1	15.4	35.6	36.2	-	-	100.0	M	645	ARTICLES	
	1.3	2.7	23.6	72.0	-	-	100.0	F		D'HABILLEMENT	
3.4	2.8	7.9	28.4	57.5	-	-	100.0	T			
7.8	5.0	27.2	36.5	23.5	-	-	100.0	M	646	CHAUSSURES,	
	1.1	1.0	18.8	78.8	-	-	100.0	F		MAROUQUINERIE	
3.0	2.5	10.6	25.2	58.7	-	-	100.0	T			
6.8	5.2	7.9	36.4	43.7	-	-	100.0	M	647	TISSUS	
			22.0	69.9	-	-	100.0	F		D'AMEUBLEMENT	
			33.5	49.1	-	-	100.0	T			
5.8	4.7	7.0	33.5	49.1	-	-	100.0	M	648/649	EQUIPEMENT DU	
4.4	5.6	11.7	37.1	41.2	-	-	100.0	F		FOYER	
	1.8	4.8	21.1	71.5	-	-	100.0	T			
3.4	4.5	9.8	32.7	49.5	-	-	100.0	M	653	LIVRES, JOURN.,	
5.1	11.9	14.6	30.8	37.7	-	-	100.0	F		PAPIER,	
		4.0	28.2	67.8	-	-	100.0	T		EQ. BUREAU	
3.3	7.9	10.5	29.0	49.2	-	-	100.0	M	654/655	AUTRES COMMERCES	
4.1	4.7	11.4	40.0	39.8	-	-	100.0	F		DE DETAIL	
	2.1	3.1	28.2	65.7	-	-	100.0	T			
3.2	4.0	9.1	36.8	46.9	-	-	100.0	M	656	PRODUITS DIVERS	
0.6	11.9	14.0	23.3	50.2	-	-	100.0	F		NON ALIMENT.	
	1.5	6.3	20.6	71.6	-	-	100.0	T			
0.3	7.2	10.5	22.1	59.8	-	-	100.0	M	64/653-	COMMERCE DE	
3.5	5.8	12.7	34.8	43.3	-	-	100.0	F	656	DETAIL	
0.4	1.3	4.5	22.5	71.3	-	-	100.0	T			
2.1	3.8	9.0	29.2	55.9	-	-	100.0	M			

TAB.A1

EMPLOYEES ACCORDING TO ACTIVITY, SEX,  
QUALIFICATION AND TYPE OF EMPLOYMENT

(THOUSANDS)

TYPE OF EMPLOYMENT: PART-TIME

(MILLIERS)

ACTIVITY	NACE	SEX	QUALIFICATION							TOT. ENS.
			1A	1B	2	3	4	5	(*)	
AGRIC. PRIMARY	611	M	-	-	-	0.1	0.1	0.0	-	0.2
PROD. LIVE- STOCK, TEXT.		F	-	-	-	0.1	0.5	0.2	-	0.8
FUELS, ORES,	612	M	-	-	-	0.2	0.5	0.2	-	1.0
INDUSTRIAL		F	-	-	0.1	0.1	0.1	0.0	-	0.3
CHEMICALS		T	-	-	0.1	0.3	0.7	0.1	-	1.1
TIMBER, BUILDING	613	M	-	-	-	0.1	0.3	0.8	0.1	1.3
MATERIALS		F	-	-	-	0.2	0.5	0.1	-	0.8
MACHINERY,	614	M	-	-	-	0.3	0.8	0.2	-	1.3
EQUIPMENTS,		F	-	-	-	0.1	0.3	0.1	-	0.7
VEHICLES		T	-	-	0.1	0.9	1.6	0.1	-	2.7
FURNITURE, HSEHD.	615	M	-	-	0.1	1.0	1.9	0.2	-	3.4
GOODS		F	-	-	-	0.1	0.2	0.1	-	0.4
HARDWARE		T	-	-	0.2	0.4	1.2	0.2	-	2.0
TEXTILES, CLOTH-	616	M	-	-	0.2	0.5	1.4	0.2	-	2.4
ING, FOOTWR.		F	-	0.1	0.0	0.0	0.1	0.0	-	0.2
LEATHERWARE		T	-	0.2	0.0	0.2	0.8	0.2	-	1.4
FOOD, DRINK,	617	M	-	-	-	0.2	0.8	0.3	-	1.6
TOBACCO		F	-	-	-	0.5	0.5	0.2	-	0.8
TOBACCO	617.6	T	-	0.1	0.1	0.6	1.0	0.4	-	2.0
PRODUCTS		M	-	-	-	0.6	1.5	0.6	-	2.8
PHARMACEUTICAL	618	M	-	-	-	-	-	-	-	-
MEDICAL GDS.,		F	-	0.0	0.0	0.4	0.6	0.2	-	1.2
CLEANING MAT.		T	-	0.0	0.0	0.4	0.6	0.2	-	1.3
PHARMACEUTICALS	618.1	M	-	-	-	-	-	-	-	-
OTHER WHOLESALE	619	M	-	0.0	-	0.0	0.1	0.1	-	0.3
DISTRIBUTION		F	-	0.0	0.1	0.4	0.9	0.5	-	2.0
PAPER, BOOKS,	619.1/2	T	-	0.1	0.1	0.4	1.0	0.6	-	2.2
STATIONERY,		M	-	-	-	-	-	-	-	-
NEWSPAPERS		F	-	-	-	-	-	-	-	-
WHOLESALE TRADE	61	T	-	-	-	-	-	-	-	-
FOOD, DRINK,	641/642	M	0.1	0.1	0.2	0.5	1.7	0.7	-	3.2
TOBACCO		F	-	0.3	0.6	3.5	7.7	1.9	-	14.0
DISPENSING	643	T	0.1	0.4	0.7	4.0	9.4	2.6	-	17.3
CHEMISTS		M	-	-	-	0.4	11.5	-	-	11.9
MEDICAL GOODS,	644	F	-	-	-	1.0	18.2	-	-	19.3
COSMETICS,		T	-	-	-	1.4	29.6	-	-	31.2
CLEANING MAT.		M	-	0.0	0.6	0.0	0.2	-	-	0.3
CLOTHING	645	F	-	-	-	1.0	1.0	-	-	2.6
FOOTWEAR,	646	T	-	-	-	1.2	1.2	-	-	2.8
LEATHER GOODS		M	-	-	-	0.0	0.2	-	-	0.2
FURN. FABRICS,	647	F	-	-	-	0.1	0.2	-	-	0.3
HOUSEHOLD		T	-	-	-	0.1	0.7	-	-	0.9
TEXTILES		M	-	-	0.1	1.2	9.5	-	-	10.8
HOUSEHOLD	648/649	F	-	-	0.1	1.3	10.3	-	-	11.8
FITMENTS,		T	-	-	-	0.1	0.1	-	-	0.1
APPLIANCES		M	-	-	0.0	0.1	1.7	-	-	1.9
BOOKS, NEWSPRS.,	653	F	-	-	0.0	0.1	1.8	-	-	2.0
STATIONERY,		T	-	-	-	0.1	0.3	-	-	0.6
OFFICE SUPPS.		M	-	-	0.1	0.6	3.0	-	-	3.6
OTHER RETAIL	654/655	F	-	-	0.1	0.7	3.3	-	-	4.2
DISTRIBUTION		T	-	-	-	0.2	0.7	-	-	1.0
VARIOUS NON-FOOD	656	M	-	0.1	-	0.0	0.1	-	-	0.2
PRODUCTS		F	-	0.1	-	0.2	0.6	-	-	0.9
RETAIL TRADE	64/653- 656	T	-	-	-	0.3	0.7	-	-	1.1
		M	-	-	-	1.3	8.7	-	-	11.1
		F	-	0.1	0.1	1.5	10.9	-	-	12.4
		T	-	0.3	0.8	5.7	44.8	-	-	51.7
		M	0.1	0.4	0.9	6.7	59.1	-	-	67.2

TAB.A1

SALARIES SELON L ACTIVITE, LE SEXE, LA  
QUALIFICATION ET LE REGIME DE TRAVAIL

REGIME DE TRAVAIL: TEMPS PARTIEL

(%)

(%)

QUALIFICATION							TOG. ENS.	SEX E	NACE	ACTIVITE
1A	1B	2	3	4	5	(*)				
-	-	-	39.5	36.3	22.5	-	100.0	M	611	MAT. PREM. AGR.,
-	-	-	15.2	58.8	22.1	-	100.0	F		ANIMAUX,
-	-	-	19.5	54.8	22.2	-	100.0	T		TEXTILES
-	-	-	21.2	56.7	11.6	-	100.0	M	612	COMBUSTIBLES,
-	-	6.2	24.8	62.5	5.9	-	100.0	F		MINERAIS,
-	-	8.4	24.1	61.3	7.0	-	100.0	T		PR. CHIMIQUES
-	-	-	14.3	63.0	16.2	-	100.0	M	613	BOIS, MATERIAUX
-	-	-	26.1	58.2	14.0	-	100.0	F		DE CONSTR.
-	-	-	22.8	58.6	14.6	-	100.0	T		
-	-	-	16.1	51.3	18.3	-	100.0	M	614	MACHINES,
-	-	3.4	34.2	58.5	3.0	-	100.0	F		VEHICULES
-	-	4.0	30.6	57.0	6.1	-	100.0	T		
-	-	-	18.9	46.7	20.8	-	100.0	M	615	MEUBLES,
-	-	8.3	21.6	60.8	8.4	-	100.0	F		ART. MENAGERS
-	-	8.3	21.2	58.6	10.3	-	100.0	T		QUINCAILLERIE
-	-	-	24.7	34.9	22.9	-	100.0	M	616	TEXTILE,
-	10.8	3.0	14.0	55.0	17.2	-	100.0	F		HABILLEMENT,
-	10.0	3.7	15.3	52.5	17.9	-	100.0	T		CHAUSSURES
-	-	-	27.3	60.1	24.8	-	100.0	M	617	PRODUITS ALIM.,
-	-	-	21.6	48.0	17.8	-	100.0	F		BOISSONS,
-	-	2.3	-	52.2	18.8	-	100.0	T	617.6	TABAC
-	-	-	-	-	-	-	-	M		PRODUITS DU
-	-	-	-	-	-	-	-	F		TABAC
-	-	-	-	47.1	25.3	-	100.0	T	618	PR. PHARM.,
-	2.0	3.6	33.4	46.3	12.7	-	100.0	M		MEDICAUX,
-	2.5	3.6	31.8	46.4	13.9	-	100.0	F		D ENTRETIEN
-	-	-	-	-	-	-	-	T	618.1	PRODUITS
-	-	-	-	-	-	-	-	M		PHARM.
-	4.0	-	14.0	40.0	37.1	-	100.0	F	619	AUTRES COMMERCES
-	2.2	3.4	19.3	47.1	27.8	-	100.0	T		DE GROS
-	2.5	3.2	18.7	46.3	29.0	-	100.0	M	619.1/2	PAPIER, LIVRES,
-	-	-	-	-	-	-	-	F		JOURNEAUX
-	-	-	-	-	-	-	-	T		
1.8	3.2	5.4	16.0	51.8	21.8	-	100.0	M	61	COMMERCE DE GROS
0.6	2.3	4.1	24.9	54.8	13.6	-	100.0	F		
-	2.4	4.3	23.3	54.2	15.1	-	100.0	T		
-	-	-	3.6	86.3	-	-	100.0	M	641/642	PR. ALIMENTAIRES,
-	-	-	5.3	84.4	-	-	100.0	F		BOISSONS,
-	-	-	4.7	85.1	-	-	100.0	T		TABAC
-	-	-	9.0	81.4	-	-	100.0	M	643	PHARMACIES
-	1.0	21.8	38.4	37.3	-	-	100.0	F		
-	1.7	20.0	35.6	41.5	-	-	100.0	T		
-	-	-	21.5	74.5	-	-	100.0	M	644	ART. MEDICAUX,
-	-	-	22.3	72.3	-	-	100.0	F		PRODUITS
-	-	-	14.3	78.5	-	-	100.0	T	645	D ENTRETIEN
-	-	8.8	10.7	88.0	-	-	100.0	M		ARTICLES
-	-	8.6	11.0	87.2	-	-	100.0	F		D HABILLEMENT
-	-	-	7.2	82.0	-	-	100.0	T	646	CHAUSSURES,
-	-	1.1	7.5	91.9	-	-	100.0	M		MARQUINERIE
-	-	-	-	91.2	-	-	100.0	F		
-	-	-	14.4	76.7	-	-	100.0	T	647	TISSUS
-	-	-	15.4	73.7	-	-	100.0	M		D AMEUBLEMENT
-	-	-	26.0	59.5	-	-	100.0	F	648/649	EQUIPEMENT DU
-	-	1.8	15.4	82.5	-	-	100.0	T		FOYER
-	-	2.9	16.8	79.4	-	-	100.0	M		
-	-	-	17.1	79.8	-	-	100.0	F	653	LIVRES, JOURN.,
-	-	-	24.6	73.9	-	-	100.0	T		PAPIER,
-	-	-	23.5	74.7	-	-	100.0	M	654/655	ED. BUREAU
-	-	-	20.3	72.5	-	-	100.0	F		AUTRES COMMERCES
-	9.0	-	28.2	64.0	-	-	100.0	T		DE DETAIL
-	8.3	-	25.3	65.3	-	-	100.0	M	656	PRODUITS DIVERS
-	-	-	10.2	88.6	-	-	100.0	F		NON ALIMENT.
-	-	-	11.9	87.4	-	-	100.0	T		
-	0.7	0.7	6.2	87.5	-	-	100.0	M	64/653-	COMMERCE DE
-	8.6	1.5	11.1	86.7	-	-	100.0	F	656	DETAIL
0.1	8.8	1.3	18.0	88.0	-	-	100.0	T		

TAB.A1

EMPLOYEES ACCORDING TO ACTIVITY,SEX,  
QUALIFICATION AND TYPE OF EMPLOYMENT

(THOUSANDS) TYPE OF EMPLOYMENT: ALL TYPES OF EMPLOYMENT (MILLIERS)

ACTIVITY	NACE	SEX	QUALIFICATION							TOG. ENS.
			1A	1B	2	3	4	5	(*)	
AGRIC. PRIMARY	611	M	0.6	0.9	1.6	3.4	6.2	0.9	-	13.6
PROD., LIVE-		F	-	0.0	0.1	0.5	1.4	0.5	-	2.5
STOCK, TEXT.		T	0.6	0.9	1.7	4.0	7.6	1.4	-	16.1
FUELS, ORES.	612	M	0.5	1.7	2.9	3.9	4.2	1.0	-	14.2
INDUSTRIAL		F	-	0.1	0.4	1.2	1.9	0.1	-	3.7
CHEMICALS		T	0.5	1.8	3.3	5.1	6.1	1.1	-	18.0
TIMBER, BUILDING	613	M	0.8	1.1	3.0	6.7	9.3	1.3	-	22.2
MATERIALS		F	-	0.1	0.2	1.0	1.8	0.2	-	3.2
		T	0.8	1.2	3.2	7.7	11.0	1.5	-	25.4
MACHINERY,	614	M	1.4	4.1	8.4	18.0	12.0	1.6	-	45.6
EQUIPMENTS,		F	-	0.2	0.9	3.0	4.6	0.1	-	8.8
VEHICLES		T	1.5	4.3	9.3	21.0	16.6	1.7	-	54.4
FURNITURE, HSEHD.	615	M	0.7	1.9	4.4	8.1	6.6	1.3	-	23.1
GOODS,		F	-	0.1	0.7	1.6	3.6	0.3	-	6.2
HARDWARE		T	0.7	2.0	5.2	9.7	10.2	1.6	-	29.3
TEXTILES, CLOTH-	616	M	0.4	0.7	1.3	2.2	1.9	0.6	-	7.1
ING, FOOTWR.,		F	-	0.3	0.2	0.8	2.0	0.5	-	3.7
LEATHERWARE		T	0.4	1.0	1.5	3.0	3.9	1.1	-	10.8
FOOD, DRINK,	617	M	1.2	1.7	3.8	8.4	12.1	4.0	-	31.3
TOBACCO		F	-	0.1	0.3	2.1	3.8	0.9	-	7.3
		T	1.2	1.9	4.2	10.5	15.9	5.0	-	38.5
TOBACCO	617.6	M	-	-	-	-	-	-	-	-
PRODUCTS		F	-	-	-	-	-	-	-	-
		T	-	-	-	-	-	-	-	-
PHARMACEUTICAL,	618	M	0.3	1.1	2.4	3.2	1.3	0.3	-	8.6
MEDICAL GDS.,		F	-	0.1	0.4	1.5	1.5	0.3	-	3.9
CLEANING MAT.		T	0.3	1.2	2.8	4.6	2.8	0.6	-	12.4
PHARMACEUTICALS	618.1	M	-	-	-	-	-	-	-	-
		F	-	-	-	-	-	-	-	-
		T	-	-	-	-	-	-	-	-
OTHER WHOLESALE	619	M	0.6	1.4	2.5	4.8	3.9	1.1	-	14.3
DISTRIBUTION		F	-	0.2	0.4	1.4	2.9	0.7	-	5.7
		T	0.6	1.5	2.8	6.3	6.8	1.8	-	19.9
PAPER, BOOKS,	619.1/2	M	-	-	-	-	-	-	-	-
STATIONERY,		F	-	-	-	-	-	-	-	-
NEWSPAPERS		T	-	-	-	-	-	-	-	-
WHOLESALE TRADE	61	M	6.5	14.7	30.4	58.6	57.4	12.2	-	179.9
		F	0.2	1.2	3.6	13.1	23.5	3.5	-	45.0
		T	6.7	16.0	34.0	71.7	80.9	15.7	-	225.0
FOOD, DRINK,	641/642	M	0.5	0.6	2.6	9.8	22.7	-	-	36.2
TOBACCO		F	-	0.1	0.2	4.5	33.4	-	-	38.2
		T	0.5	0.7	2.8	14.3	56.1	-	-	74.4
DISPENSING	643	M	0.1	0.1	0.1	0.1	0.5	-	-	0.9
CHEMISTS		F	0.1	0.2	1.6	2.5	1.4	-	-	5.7
		T	0.2	0.2	1.7	2.6	1.8	-	-	6.6
MEDICAL GOODS,	644	M	0.1	0.1	0.1	0.3	0.2	-	-	0.8
COSMETICS,		F	-	-	0.0	0.4	0.9	-	-	1.3
CLEANING MAT.		T	0.1	0.1	0.1	0.7	1.1	-	-	2.1
CLOTHING	645	M	0.7	0.5	1.4	3.3	4.0	-	-	9.8
		F	0.1	0.2	0.4	4.2	18.9	-	-	23.9
		T	0.8	0.7	1.8	7.5	22.9	-	-	33.7
FOOTWEAR,	646	M	0.1	0.1	0.5	0.7	0.5	-	-	1.9
LEATHER GOODS		F	-	0.0	0.0	0.7	4.2	-	-	5.0
		T	0.1	0.1	0.5	1.4	4.7	-	-	6.9
FURN. FABRICS,	647	M	0.1	0.1	0.2	0.7	0.9	-	-	2.1
HOUSEHOLD		F	-	0.0	0.0	0.2	0.7	-	-	1.0
TEXTILES		T	0.1	0.2	0.2	0.9	1.6	-	-	3.0
HOUSEHOLD	648/649	M	0.7	0.8	1.8	5.6	6.4	-	-	15.4
FITMENTS,		F	-	0.1	0.3	1.7	7.0	-	-	9.3
APPLIANCES		T	0.7	1.0	2.1	7.4	13.5	-	-	24.6
BOOKS, NEWSPRS.,	653	M	0.1	0.2	0.3	0.6	0.9	-	-	2.1
STATIONERY,		F	-	0.0	0.1	0.5	1.4	-	-	2.1
OFFICE SUPPS.		T	0.1	0.3	0.3	1.1	2.3	-	-	4.1
OTHER RETAIL	654/655	M	0.2	0.2	0.5	1.7	1.6	-	-	4.4
DISTRIBUTION		F	-	0.1	0.1	0.7	1.6	-	-	2.5
		T	0.2	0.3	0.5	2.4	3.4	-	-	6.9
VARIOUS NON-FOOD	656	M	0.1	1.7	2.0	3.5	8.4	-	-	15.7
PRODUCTS		F	-	0.2	0.8	3.7	18.1	-	-	22.8
		T	0.1	1.9	2.8	7.2	26.5	-	-	38.5
RETAIL TRADE	64/653-	M	2.6	4.5	9.5	26.5	46.3	-	-	89.3
	656	F	0.3	1.1	3.5	19.2	87.6	-	-	111.7
		T	2.9	5.5	13.0	45.7	133.9	-	-	201.0

TAB.A1

SALARIES SELON L ACTIVITE, LE SEXE, LA  
QUALIFICATION ET LE REGIME DE TRAVAIL

REGIME DE TRAVAIL: ENS. DES REGIMES DE TRAVAIL

(%)

(%)

QUALIFICATION								TOG. ENS.	S E X E	NACE	ACTIVITE
1A	1B	2	3	4	5	(*)					
4.1	6.4	11.9	25.2	45.7	6.7	-	100.0	M	611	MAT. PREM. AGR.,	
.	1.3	3.6	20.8	56.2	17.8	-	100.0	F		ANIMAUX,	
3.5	5.6	10.6	24.5	47.4	8.4	-	100.0	T		TEXTILES	
3.8	12.1	20.4	27.1	28.5	7.1	-	100.0	M	612	COMBUSTIBLES,	
.	3.0	10.6	32.7	51.6	2.0	-	100.0	F		MINERAIS,	
3.0	10.3	18.4	28.3	34.1	6.0	-	100.0	T		PR. CHIMIQUES	
3.6	5.1	13.6	30.2	41.6	5.8	-	100.0	M	613	BOIS, MATERIAUX	
.	2.5	6.6	28.8	55.1	5.5	-	100.0	F		DE CONSTR.	
3.2	4.8	12.8	30.2	43.3	5.7	-	100.0	T			
3.1	9.0	18.5	38.5	26.4	3.5	-	100.0	M	614	MACHINES,	
.	2.6	9.7	34.3	51.5	1.0	-	100.0	F		VEHICULES	
2.7	7.9	17.1	38.7	30.5	3.1	-	100.0	T			
3.0	8.4	19.2	35.1	28.7	5.7	-	100.0	M	615	MEUBLES,	
.	1.7	12.0	24.9	57.2	4.1	-	100.0	F		ART. MENAGERS	
2.4	7.0	17.6	33.0	34.7	5.3	-	100.0	T		QUINCAILLERIE	
5.6	10.5	18.2	30.4	26.2	9.1	-	100.0	M	616	TEXTILE,	
.	6.8	4.7	21.9	53.9	12.4	-	100.0	F		HABILLEMENT,	
3.8	9.2	13.6	27.5	35.7	10.3	-	100.0	T		CHAUSSURES	
3.9	5.5	12.3	26.8	38.6	12.8	-	100.0	M	617	PRODUITS ALIM.,	
.	1.6	4.3	28.4	52.3	13.0	-	100.0	F		BOISSONS,	
3.2	4.8	10.8	27.1	41.2	12.8	-	100.0	T	617.6	TABAC	
.	-	-	-	-	-	-	-	M		PRODUITS DU	
.	-	-	-	-	-	-	-	F		TABAC	
.	-	-	-	-	-	-	-	T			
3.6	13.1	27.9	36.9	14.7	3.8	-	100.0	M	618	PR. PHARM.,	
.	3.1	10.3	37.5	40.0	8.2	-	100.0	F		MEDICAUX,	
2.8	10.0	22.4	37.1	22.6	5.2	-	100.0	T		D ENTRETIEN	
.	-	-	-	-	-	-	-	M	618.1	PRODUITS	
.	-	-	-	-	-	-	-	F		PHARM.	
.	-	-	-	-	-	-	-	T			
4.3	9.6	17.2	33.8	27.4	7.8	-	100.0	M	619	AUTRES COMMERCES	
.	3.2	6.9	25.4	51.8	12.1	-	100.0	F		DE GROS	
3.2	7.8	14.3	31.4	34.3	9.0	-	100.0	T			
.	-	-	-	-	-	-	-	M	619.1/2	PAPIER, LIVRES,	
.	-	-	-	-	-	-	-	F		JOURNEAUX	
.	-	-	-	-	-	-	-	T			
3.6	8.2	16.9	32.6	31.9	6.8	-	100.0	M	61	COMMERCE DE GROS	
0.5	2.7	8.0	29.0	52.2	7.7	-	100.0	F			
3.0	7.1	15.1	31.9	36.0	7.0	-	100.0	T			
1.3	1.6	7.3	27.1	62.8	-	-	100.0	M	641/642	PR. ALIMENTAIRES,	
.	0.3	0.4	11.9	87.2	-	-	100.0	F		BOISSONS,	
0.7	1.0	3.7	19.2	75.3	-	-	100.0	T		TABAC	
15.3	5.8	11.7	14.1	53.1	-	-	100.0	M	643	PHARMACIES	
1.4	2.8	28.0	43.9	23.8	-	-	100.0	F			
3.3	3.2	25.7	39.9	27.9	-	-	100.0	T			
7.5	13.4	11.0	42.8	25.4	-	-	100.0	M	644	ART. MEDICAUX,	
.	0.7	2.6	29.2	66.7	-	-	100.0	F		PRODUITS	
3.0	5.7	5.7	34.3	51.2	-	-	100.0	T		D ENTRETIEN	
7.0	5.2	14.1	33.6	40.2	-	-	100.0	M	645	ARTICLES	
0.4	0.9	1.7	17.7	79.2	-	-	100.0	F		D HABILLEMENT	
2.3	2.2	5.3	22.4	67.9	-	-	100.0	T			
7.3	4.8	25.7	34.9	27.3	-	-	100.0	M	646	CHAUSSURES,	
.	0.7	1.0	14.5	83.7	-	-	100.0	F		MARQUINERIE	
2.1	1.9	7.8	20.1	68.1	-	-	100.0	T			
6.7	5.6	7.9	36.2	43.7	-	-	100.0	M	647	TISSUS	
.	4.3	3.1	18.5	73.0	-	-	100.0	F		D AMEUBLEMENT	
4.9	5.2	6.3	30.5	53.1	-	-	100.0	T			
4.3	5.5	11.7	36.7	41.9	-	-	100.0	M	648/649	EQUIPEMENT DU	
.	1.3	3.6	18.9	75.8	-	-	100.0	F		FOYER	
2.8	3.9	8.7	30.0	54.6	-	-	100.0	T			
4.8	11.0	13.7	29.8	40.7	-	-	100.0	M	653	LIVRES, JOURN.,	
.	1.3	2.5	25.5	70.3	-	-	100.0	F		PAPIER,	
2.6	6.2	8.1	27.7	55.4	-	-	100.0	T		EQ. BUREAU	
4.0	4.7	11.0	39.3	41.0	-	-	100.0	M	654/655	AUTRES COMMERCES	
.	4.6	2.3	27.5	65.1	-	-	100.0	F		DE DETAIL	
2.8	4.7	7.9	35.0	49.7	-	-	100.0	T			
0.5	10.9	13.0	22.2	53.4	-	-	100.0	M	656	PRODUITS DIVERS	
.	0.9	3.5	16.4	79.3	-	-	100.0	F		NON ALIMENT.	
0.2	4.9	7.3	18.8	68.7	-	-	100.0	T			
3.0	5.0	10.6	28.6	51.8	-	-	100.0	M	64/653-	COMMERCE DE	
0.3	1.0	3.1	17.2	78.4	-	-	100.0	F	656	DETAIL	
1.5	2.7	6.5	22.7	66.6	-	-	100.0	T			

TAB. A2

EMPLOYEES ACCORDING TO ACTIVITY, SEX,  
SIZE OF ENTERPRISE AND TYPE OF  
EMPLOYMENT

(%) TYPE OF EMPLOYMENT: FULL-TIME

ACTIVITY	NACE	SEX	SIZE OF ENTERPRISE (NUMBER OF EMPLOYEES)											
			10	20	50	100	200	500	1000	2000	>=			
			19	49	99	199	499	999	1999	4999	5000			
AGRIC. PRIMARY	611	M	28.4	30.7	10.7	7.6	22.5	-	-	-	-	-	-	-
PROD. LIVE- STOCK, TEXT.		F	28.2	26.3	15.8	9.0	20.6	-	-	-	-	-	-	-
		T	28.4	30.2	11.3	7.7	22.3	-	-	-	-	-	-	-
FUELS, ORES,	612	M	16.2	26.4	16.5	11.1	-	-	-	-	-	-	-	-
INDUSTRIAL		F	13.8	30.5	17.7	11.6	-	-	-	-	-	-	-	-
CHEMICALS		T	15.8	27.1	16.7	11.2	-	-	-	-	-	-	-	-
TIMBER, BUILDING	613	M	23.4	30.4	16.5	17.0	-	-	-	-	-	-	-	-
MATERIALS		F	25.7	33.1	13.1	16.1	-	-	-	-	-	-	-	-
		T	23.6	30.6	16.2	16.9	-	-	-	-	-	-	-	-
MACHINERY,	614	M	15.8	20.4	22.2	15.8	15.9	-	-	-	-	-	-	-
EQUIPMENTS,		F	17.6	21.2	26.6	16.8	12.8	-	-	-	-	-	-	-
VEHICLES		T	16.0	20.4	22.7	15.9	15.6	-	-	-	-	-	-	-
FURNITURE, HSEHD.	615	M	11.5	23.0	22.1	12.3	9.1	-	-	-	-	-	-	-
GOODS,		F	13.1	26.1	19.4	11.6	7.8	-	-	-	-	-	-	-
HARDWARE		T	11.7	23.4	21.7	12.2	8.9	-	-	-	-	-	-	-
TEXTILES, CLOTH-	616	M	20.4	25.7	15.5	11.9	-	-	-	-	-	-	-	-
ING, FOOTWR.		F	17.6	28.5	18.8	11.6	-	-	-	-	-	-	-	-
LEATHERWARE		T	19.7	26.4	16.4	11.8	-	-	-	-	-	-	-	-
FOOD, DRINK,	617	M	23.1	26.5	22.8	13.3	5.5	8.8	-	-	-	-	-	-
TOBACCO		F	16.8	24.9	26.1	17.8	7.8	6.7	-	-	-	-	-	-
		T	22.2	26.2	23.3	13.9	5.8	8.5	-	-	-	-	-	-
TOBACCO	617.6	M	-	-	-	-	-	-	-	-	-	-	-	-
PRODUCTS		F	-	-	-	-	-	-	-	-	-	-	-	-
		T	-	-	-	-	-	-	-	-	-	-	-	-
PHARMACEUTICAL,	618	M	10.6	25.9	13.5	14.9	-	-	-	-	-	-	-	-
MEDICAL GDS.,		F	8.3	22.7	18.5	17.1	-	-	-	-	-	-	-	-
CLEANING MAT.		T	10.1	25.1	14.7	15.4	-	-	-	-	-	-	-	-
PHARMACEUTICALS	618.1	M	-	-	-	-	-	-	-	-	-	-	-	-
		F	-	-	-	-	-	-	-	-	-	-	-	-
		T	-	-	-	-	-	-	-	-	-	-	-	-
OTHER WHOLESALE	619	M	15.6	26.6	12.2	21.5	11.7	-	-	-	-	-	-	-
DISTRIBUTION		F	18.3	26.5	13.3	18.4	8.7	-	-	-	-	-	-	-
		T	16.2	26.6	12.4	21.1	11.0	-	-	-	-	-	-	-
PAPER, BOOKS,	619.1/2	M	-	-	-	-	-	-	-	-	-	-	-	-
STATIONERY,		F	-	-	-	-	-	-	-	-	-	-	-	-
NEWSPAPERS		T	-	-	-	-	-	-	-	-	-	-	-	-
WHOLESALE TRADE	61	M	18.4	25.2	18.8	14.3	13.2	-	-	-	-	-	-	-
		F	17.0	25.7	20.3	15.3	13.0	-	-	-	-	-	-	-
		T	18.2	25.3	19.0	14.5	13.2	-	-	-	-	-	-	-
FOOD, DRINK,	641/642	M	11.0	15.4	9.4	6.7	13.6	3.9	2.8	12.5	24.7	-	-	-
TOBACCO		F	18.1	17.5	11.6	4.6	8.0	7.5	2.5	9.4	20.9	-	-	-
		T	14.1	16.3	10.4	5.8	11.1	5.5	2.7	11.1	23.0	-	-	-
DISPENSING	643	M	72.8	27.2	-	-	-	-	-	-	-	-	-	-
CHEMISTS		F	80.8	19.2	-	-	-	-	-	-	-	-	-	-
		T	79.4	20.6	-	-	-	-	-	-	-	-	-	-
MEDICAL GOODS,	644	M	28.9	31.1	-	-	-	-	-	-	-	-	-	-
COSMETICS,		F	35.1	16.5	-	-	-	-	-	-	-	-	-	-
CLEANING MAT.		T	32.6	22.5	-	-	-	-	-	-	-	-	-	-
CLOTHING	645	M	18.7	15.9	14.6	12.3	11.4	-	-	-	-	-	-	-
		F	24.0	18.6	10.7	12.1	9.5	-	-	-	-	-	-	-
		T	21.9	17.5	12.3	12.2	10.3	-	-	-	-	-	-	-
FOOTWEAR,	646	M	15.6	22.5	12.9	15.8	-	-	-	-	-	-	-	-
LEATHER GOODS		F	27.7	17.3	10.8	16.0	-	-	-	-	-	-	-	-
		T	23.3	19.2	11.6	15.9	-	-	-	-	-	-	-	-
FURN. FABRICS,	647	M	29.6	56.9	-	-	-	-	-	-	-	-	-	-
HOUSEHOLD		F	37.1	46.4	-	-	-	-	-	-	-	-	-	-
TEXTILES		T	31.1	54.8	-	-	-	-	-	-	-	-	-	-
HOUSEHOLD	648/649	M	34.0	32.5	16.3	7.7	-	-	-	-	-	-	-	-
FITMENTS,		F	35.2	32.0	16.2	7.6	-	-	-	-	-	-	-	-
APPLIANCES		T	34.3	32.3	16.3	7.7	-	-	-	-	-	-	-	-
BOOKS, NEWSPRS.,	653	M	-	-	10.5	-	-	-	-	-	-	-	-	-
STATIONERY,		F	-	-	11.9	-	-	-	-	-	-	-	-	-
OFFICE SUPPS.		T	-	-	11.0	-	-	-	-	-	-	-	-	-
OTHER RETAIL	654/655	M	41.1	24.4	11.3	-	-	-	-	-	-	-	-	-
DISTRIBUTION		F	30.6	25.3	10.4	-	-	-	-	-	-	-	-	-
		T	38.2	24.7	11.1	-	-	-	-	-	-	-	-	-
VARIOUS NON-FOOD	656	M	-	-	1.9	2.2	-	-	-	-	-	-	-	-
PRODUCTS		F	-	-	2.7	2.5	-	-	-	-	-	-	-	-
		T	-	-	2.3	2.4	-	-	-	-	-	-	-	-
RETAIL TRADE	64/653-	M	17.8	18.7	10.3	7.3	9.2	3.7	9.4	10.9	12.8	-	-	-
	656	F	22.1	18.6	9.6	7.3	7.0	4.9	8.1	10.0	14.5	-	-	-
		T	19.7	17.7	10.0	7.3	8.2	4.2	8.6	10.5	13.5	-	-	-



SALARIES SELON L'ACTIVITE, LE SEXE  
LA TAILLE DE L'ENTREPRISE ET LE  
REGIME DE TRAVAIL

REGIME DE TRAVAIL: TEMPS PLEIN

(X)

TAILLE DE L'ENTREPRISE (NOMBRE DE SALARIES)								SEXE	NACE	ACTIVITE
10	50	100	200	500	>=	(%)	TOT.			
49	99	199	499	999	1000		ENS.			
59.2	10.7	7.6	22.5	-	-	-	100.0	M	611	MAT. PREM. AGR.,
54.6	15.8	9.0	20.6	-	-	-	100.0	F		ANIMAUX,
58.6	11.3	7.7	22.3	-	-	-	100.0	T		TEXTILES
42.6	16.5	11.1	-	-	-	-	100.0	M	612	COMBUSTIBLES,
44.3	17.7	11.6	-	-	-	-	100.0	F		MINERAIS,
42.9	16.7	11.2	-	-	-	-	100.0	T		PR. CHIMIQUES
53.7	16.5	17.0	-	-	-	-	100.0	M	613	BOIS, MATERIAUX
58.8	13.1	16.1	-	-	-	-	100.0	F		DE CONSTR.
54.2	16.2	16.9	-	-	-	-	100.0	T		
36.1	22.2	15.8	15.9	-	-	-	100.0	M	614	MACHINES,
38.7	26.6	16.8	12.8	-	-	-	100.0	F		VEHICULES
36.4	22.7	15.9	15.6	-	-	-	100.0	T		
34.4	22.1	12.3	9.1	-	-	-	100.0	M	615	MEUBLES,
39.1	19.4	11.6	7.8	-	-	-	100.0	F		ART. MENAGERS
35.2	21.7	12.2	8.9	-	-	-	100.0	T		QUINCAILLERIE
46.1	15.5	11.9	-	-	-	-	100.0	M	616	TEXTILE,
46.1	18.8	11.6	-	-	-	-	100.0	F		HABILLEMENT,
46.1	16.4	11.8	-	-	-	-	100.0	T		CHAUSSURES
49.6	22.8	13.3	5.5	8.8	-	-	100.0	M	617	PRODUITS ALIM.,
41.7	26.1	17.8	7.8	6.7	-	-	100.0	F		BOISSONS,
48.4	23.3	13.9	5.8	8.5	-	-	100.0	T		TABAC
-	-	-	-	-	-	-	-	M	617.6	PRODUITS DU
-	-	-	-	-	-	-	-	F		TABAC
-	-	-	-	-	-	-	-	T		
36.5	13.5	14.9	-	-	-	-	100.0	M	618	PR. PHARM.,
30.9	18.5	17.1	-	-	-	-	100.0	F		MEDICAUX,
35.2	14.7	15.4	-	-	-	-	100.0	T		D'ENTRETIEN
-	-	-	-	-	-	-	-	M	618.1	PRODUITS
-	-	-	-	-	-	-	-	F		PHARM.
-	-	-	-	-	-	-	-	T		
42.3	12.2	21.5	11.7	-	-	-	100.0	M	619	AUTRES COMMERCES
44.7	13.3	19.4	8.7	-	-	-	100.0	F		DE GROS
42.8	12.4	21.1	11.0	-	-	-	100.0	T		
-	-	-	-	-	-	-	-	M	619.1/2	PAPIER, LIVRES,
-	-	-	-	-	-	-	-	F		JOURNEAUX
-	-	-	-	-	-	-	-	T		
43.6	18.8	14.3	13.2	-	-	-	100.0	M	61	COMMERCE DE GROS
42.7	20.3	15.3	13.0	-	-	-	100.0	F		
43.4	19.0	14.5	13.2	-	-	-	100.0	T		
26.4	9.4	6.7	13.6	3.9	40.0	-	100.0	M	641/642	PR. ALIMENTAIRES,
35.6	11.6	4.6	8.0	7.5	32.7	-	100.0	F		BOISSONS,
30.4	10.4	5.8	11.1	5.5	36.8	-	100.0	T		TABAC
100.0	-	-	-	-	-	-	100.0	M	643	PHARMACIES
100.0	-	-	-	-	-	-	100.0	F		
100.0	-	-	-	-	-	-	100.0	T		
60.0	-	-	-	-	-	-	100.0	M	644	ART. MEDICAUX,
51.6	-	-	-	-	-	-	100.0	F		PRODUITS
55.1	-	-	-	-	-	-	100.0	T		D'ENTRETIEN
34.6	14.6	12.3	11.4	-	-	-	100.0	M	645	ARTICLES
42.6	10.7	12.1	9.5	-	-	-	100.0	F		D'HABILLEMENT
39.4	12.3	12.2	10.3	-	-	-	100.0	T		
38.1	12.9	15.8	-	-	-	-	100.0	M	646	CHAUSSURES,
45.0	10.8	16.0	-	-	-	-	100.0	F		MAROQUINERIE
42.5	11.6	15.9	-	-	-	-	100.0	T		
86.5	-	-	-	-	-	-	100.0	M	647	TISSUS
83.5	-	-	-	-	-	-	100.0	F		D'AMEUBLEMENT
85.9	-	-	-	-	-	-	100.0	T		
66.4	16.3	7.7	-	-	-	-	100.0	M	648/649	EQUIPEMENT DU
67.2	16.2	7.6	-	-	-	-	100.0	F		FOYER
66.6	16.3	7.7	-	-	-	-	100.0	T		
54.2	10.5	-	-	-	-	-	100.0	M	653	LIVRES, JOURN.,
55.8	11.9	-	-	-	-	-	100.0	F		PAPIER,
54.8	11.0	-	-	-	-	-	100.0	T		EQ. BUREAU
65.5	11.3	-	-	-	-	-	100.0	M	654/655	AUTRES COMMERCES
55.9	10.4	-	-	-	-	-	100.0	F		DE DETAIL
62.9	11.1	-	-	-	-	-	100.0	T		
1.5	1.9	2.2	-	-	-	-	100.0	M	656	PRODUITS DIVERS
0.6	2.7	2.5	-	-	-	-	100.0	F		NON ALIMENT.
1.1	2.3	2.4	-	-	-	-	100.0	T		
36.5	10.3	7.3	9.2	3.7	33.1	-	100.0	M	64/653-	COMMERCE DE
38.7	9.6	7.3	7.0	4.9	32.5	-	100.0	F	656	DETAIL
37.5	10.0	7.3	8.2	4.2	32.8	-	100.0	T		

TAB. A2

EMPLOYEES ACCORDING TO ACTIVITY, SEX,  
SIZE OF ENTERPRISE AND TYPE OF  
EMPLOYMENT

(%) TYPE OF EMPLOYMENT: PART-TIME

ACTIVITY	NACE	SEX	SIZE OF ENTERPRISE (NUMBER OF EMPLOYEES)											
			10	20	50	100	200	500	1000	2000	>=			
			19	49	99	199	499	999	1999	4999	5000			
AGRIC. PRIMARY	611	M	37.2	28.9	-	-	-	-	-	-	-	-	-	-
PROD., LIVE-		F	30.4	30.6	10.1	13.2	15.8	-	-	-	-	-	-	-
STOCK, TEXT.		T	31.6	30.3	10.7	11.5	16.0	-	-	-	-	-	-	-
FUELS, ORES,	612	M	33.9	49.2	-	-	-	-	-	-	-	-	-	-
INDUSTRIAL		F	12.8	40.2	19.4	6.4	-	-	-	-	-	-	-	-
CHEMICALS		T	16.9	42.0	17.1	5.2	-	-	-	-	-	-	-	-
TIMBER, BUILDING	613	M	25.1	46.8	11.0	14.8	-	-	-	-	-	-	-	-
MATERIALS		F	27.3	36.0	11.3	11.8	-	-	-	-	-	-	-	-
		T	26.7	39.0	11.2	12.7	-	-	-	-	-	-	-	-
MACHINERY,	614	M	31.2	21.6	31.7	-	-	-	-	-	-	-	-	-
EQUIPMENTS,		F	19.7	27.8	25.1	13.1	8.8	-	-	-	-	-	-	-
VEHICLES		T	22.0	26.6	26.4	12.3	7.8	-	-	-	-	-	-	-
FURNITURE, HSEHD.	615	M	22.1	33.7	19.6	12.2	-	-	-	-	-	-	-	-
GOODS,		F	15.4	32.4	19.5	11.9	10.3	-	-	-	-	-	-	-
HARDWARE		T	16.4	32.6	19.5	11.9	8.9	-	-	-	-	-	-	-
TEXTILES, CLOTH-	616	M	20.5	58.0	-	13.6	-	-	-	-	-	-	-	-
ING, FOOTWR.,		F	22.0	31.3	14.7	17.4	-	-	-	-	-	-	-	-
LEATHERWARE		T	21.8	34.6	13.2	16.9	-	-	-	-	-	-	-	-
FOOD, DRINK,	617	M	28.8	25.7	7.8	13.7	19.1	-	-	-	-	-	-	-
TOBACCO		F	25.5	25.6	21.8	19.2	4.9	3.1	-	-	-	-	-	-
		T	26.4	25.6	17.8	17.6	8.9	3.6	-	-	-	-	-	-
TOBACCO	617.6	M	-	-	-	-	-	-	-	-	-	-	-	-
PRODUCTS		F	-	-	-	-	-	-	-	-	-	-	-	-
		T	-	-	-	-	-	-	-	-	-	-	-	-
PHARMACEUTICAL,	618	M	-	21.6	28.7	-	-	-	-	-	-	-	-	-
MEDICAL GDS.,		F	12.9	21.5	17.4	9.6	-	-	-	-	-	-	-	-
CLEANING MAT.		T	13.1	21.5	18.4	9.0	-	-	-	-	-	-	-	-
PHARMACEUTICALS	618.1	M	-	-	-	-	-	-	-	-	-	-	-	-
		F	-	-	-	-	-	-	-	-	-	-	-	-
		T	-	-	-	-	-	-	-	-	-	-	-	-
OTHER WHOLESALE	619	M	19.3	24.1	10.2	24.2	11.2	-	-	-	-	-	-	-
DISTRIBUTION		F	13.1	44.1	10.3	15.8	4.2	-	-	-	-	-	-	-
		T	13.8	41.6	10.3	16.9	5.1	-	-	-	-	-	-	-
PAPER, BOOKS,	619.1/2	M	-	-	-	-	-	-	-	-	-	-	-	-
STATIONERY,		F	-	-	-	-	-	-	-	-	-	-	-	-
NEWSPAPERS		T	-	-	-	-	-	-	-	-	-	-	-	-
WHOLESALE TRADE	61	M	27.2	31.8	15.5	11.6	9.2	-	-	-	-	-	-	-
		F	19.2	31.9	17.9	13.7	9.5	-	-	-	-	-	-	-
		T	20.7	31.9	17.4	13.3	9.5	-	-	-	-	-	-	-
FOOD, DRINK,	641/642	M	2.0	3.8	5.6	2.3	3.2	2.6	0.8	10.7	68.9	-	-	-
TOBACCO		F	9.1	7.4	7.0	3.1	4.8	4.7	7.6	12.3	50.1	-	-	-
		T	6.4	6.0	6.5	2.8	4.2	3.9	1.3	11.7	57.3	-	-	-
DISPENSING	643	M	76.1	23.9	-	-	-	-	-	-	-	-	-	-
CHEMISTS		F	77.5	22.5	-	-	-	-	-	-	-	-	-	-
		T	77.4	22.6	-	-	-	-	-	-	-	-	-	-
MEDICAL GOODS,	644	M	-	-	-	-	-	-	-	-	-	-	-	-
COSMETICS,		F	45.1	22.7	-	-	-	-	-	-	-	-	-	-
CLEANING MAT.		T	46.7	21.8	-	-	-	-	-	-	-	-	-	-
CLOTHING	645	M	15.3	14.1	6.2	8.0	5.4	-	-	-	-	-	-	-
		F	22.1	17.0	8.1	9.2	5.9	-	-	-	-	-	-	-
		T	21.6	16.8	7.9	9.1	5.8	-	-	-	-	-	-	-
FOOTWEAR,	646	M	-	23.2	27.0	-	-	-	-	-	-	-	-	-
LEATHER GOODS		F	27.3	22.2	15.4	6.6	-	-	-	-	-	-	-	-
		T	26.0	22.3	16.1	6.9	-	-	-	-	-	-	-	-
FURN. FABRICS,	647	M	-	64.5	-	-	-	-	-	-	-	-	-	-
HOUSEHOLD		F	46.7	30.6	-	-	-	-	-	-	-	-	-	-
TEXTILES		T	44.9	33.5	-	-	-	-	-	-	-	-	-	-
HOUSEHOLD	643/649	M	45.8	26.6	9.9	16.6	-	-	-	-	-	-	-	-
FITMENTS,		F	26.8	41.6	17.4	8.9	-	-	-	-	-	-	-	-
APPLIANCES		T	29.3	39.6	16.4	9.8	-	-	-	-	-	-	-	-
BOOKS, NEWSPRS.,	653	M	-	-	-	-	-	-	-	-	-	-	-	-
STATIONERY,		F	-	-	5.6	-	-	-	-	-	-	-	-	-
OFFICE SUPPS.		T	-	-	5.6	-	-	-	-	-	-	-	-	-
OTHER RETAIL	654/655	M	65.0	-	13.5	-	-	-	-	-	-	-	-	-
DISTRIBUTION		F	39.2	23.6	16.8	-	-	-	-	-	-	-	-	-
		T	43.2	21.8	16.3	-	-	-	-	-	-	-	-	-
VARIOUS NON-FOOD	656	M	-	-	3.5	5.9	-	-	-	-	-	-	-	-
PRODUCTS		F	-	-	1.8	1.5	1.4	-	-	-	-	-	-	-
		T	-	-	2.0	2.0	1.3	-	-	-	-	-	-	-
RETAIL TRADE	64/653-	M	6.5	6.1	5.8	3.7	3.1	3.1	5.0	11.4	55.4	-	-	-
	656	F	16.5	12.5	7.1	4.7	4.5	4.1	8.9	14.5	27.2	-	-	-
		T	14.2	11.0	6.8	4.5	4.2	3.9	8.0	13.8	33.7	-	-	-

SALARIES SELON L ACTIVITE, LE SEXE  
LA TAILLE DE L ENTREPRISE ET LE  
REGIME DE TRAVAIL

REGIME DE TRAVAIL: TEMPS PARTIEL

(%)

TAILLE DE L ENTREPRISE (NOMBRE DE SALARIES)							SEX E	NACE	ACTIVITE	
10	50	100	200	500	>=	TOT. ENS.				
49	99	199	499	999	1000	(*)				
66.1	-	-	-	-	-	-	100.0	M	611	MAT. PREM. AGR.,
60.9	10.1	13.2	15.8	-	-	-	100.0	F		ANIMAUX,
61.9	10.7	11.5	16.0	-	-	-	100.0	T		TEXTILES
83.1	-	-	-	-	-	-	100.0	M	612	COMBUSTIBLES,
53.0	19.4	6.4	-	-	-	-	100.0	F		MINERAIS,
58.9	17.1	5.2	-	-	-	-	100.0	T		PR. CHIMIQUES
71.9	11.0	14.8	-	-	-	-	100.0	M	613	BOIS, MATERIAUX
63.3	11.3	11.8	-	-	-	-	100.0	F		DE CONSTR.
65.7	11.2	12.7	-	-	-	-	100.0	T		
52.8	31.7	-	-	-	-	-	100.0	M	614	MACHINES,
47.5	25.1	13.1	8.8	-	-	-	100.0	F		VEHICULES
48.5	26.4	12.3	7.8	-	-	-	100.0	T		
55.7	19.6	12.2	-	-	-	-	100.0	M	615	MEUBLES,
47.8	19.5	11.9	10.3	-	-	-	100.0	F		ART. MENAGERS
49.0	19.5	11.9	8.9	-	-	-	100.0	T		QUINCAILLERIE
78.5	-	13.6	-	-	-	-	100.0	M	616	TEXTILE,
53.3	14.7	17.4	-	-	-	-	100.0	F		HABILLEMENT,
56.4	13.2	16.9	-	-	-	-	100.0	T		CHAUSSURES
54.5	7.8	13.7	19.1	-	-	-	100.0	M	617	PRODUITS ALIM.,
51.1	21.8	19.2	4.9	3.1	-	-	100.0	F		BOISSONS,
52.1	17.8	17.6	8.9	3.6	-	-	100.0	T		TABAC
-	-	-	-	-	-	-	-	M	617.6	PRODUITS DU
-	-	-	-	-	-	-	-	F		TABAC
-	-	-	-	-	-	-	-	T		
37.5	28.7	-	-	-	-	-	100.0	M	618	PR. PHARM.,
34.4	17.4	9.6	-	-	-	-	100.0	F		MEDICAUX,
34.7	18.4	9.0	-	-	-	-	100.0	T		D'ENTRETIEN
-	-	-	-	-	-	-	-	M	618.1	PRODUITS
-	-	-	-	-	-	-	-	F		PHARM.
-	-	-	-	-	-	-	-	T		
43.3	10.2	24.2	11.2	-	-	-	100.0	M	619	AUTRES COMMERCES
57.2	10.3	15.8	4.2	-	-	-	100.0	F		DE GROS
55.4	10.3	16.9	5.1	-	-	-	100.0	T		
-	-	-	-	-	-	-	-	M	619.1/2	PAPIER, LIVRES,
-	-	-	-	-	-	-	-	F		JOURNEAUX
-	-	-	-	-	-	-	-	T		
59.0	15.5	11.6	9.2	-	-	-	100.0	M	61	COMMERCE DE GROS
51.0	17.9	13.7	9.5	-	-	-	100.0	F		
52.5	17.4	13.3	9.5	-	-	-	100.0	T		
5.8	5.6	2.3	3.2	2.6	80.5	-	100.0	M	641/642	PR. ALIMENTAIRES,
16.5	7.0	3.1	4.8	4.7	64.0	-	100.0	F		BOISSONS,
12.4	6.5	2.8	4.2	3.9	70.3	-	100.0	T		TABAC
100.0	-	-	-	-	-	-	100.0	M	643	PHARMACIES
100.0	-	-	-	-	-	-	100.0	F		
100.0	-	-	-	-	-	-	100.0	T		
67.8	-	-	-	-	-	-	100.0	M	644	ART. MEDICAUX,
68.5	-	-	-	-	-	-	100.0	F		PRODUITS
29.4	6.2	8.0	5.4	-	-	-	100.0	T		D'ENTRETIEN
39.2	8.1	9.2	5.9	-	-	-	100.0	M	645	ARTICLES
38.4	7.9	9.1	5.8	-	-	-	100.0	F		D'HABILLEMENT
30.9	27.0	-	-	-	-	-	100.0	T		
49.5	15.4	6.6	-	-	-	-	100.0	M	646	CHAUSSURES,
48.3	16.1	6.9	-	-	-	-	100.0	F		MAROQUINERIE
90.6	-	-	-	-	-	-	100.0	T		
77.3	-	-	-	-	-	-	100.0	M	647	TISSUS
78.4	-	-	-	-	-	-	100.0	F		D'AMEUBLEMENT
72.4	9.9	16.6	-	-	-	-	100.0	T	648/649	EQUIPEMENT DU
68.4	17.4	8.9	-	-	-	-	100.0	M		FOYER
69.0	16.4	9.9	-	-	-	-	100.0	F		
57.1	-	-	-	-	-	-	100.0	T		
53.8	5.6	-	-	-	-	-	100.0	M	653	LIVRES, JOURN.,
54.3	5.6	-	-	-	-	-	100.0	F		PAPIER,
75.8	13.5	-	-	-	-	-	100.0	T		EQ. BUREAU
62.8	16.8	-	-	-	-	-	100.0	M	654/655	AUTRES COMMERCES
65.0	16.3	-	-	-	-	-	100.0	F		DE DETAIL
-	3.5	5.9	-	-	-	-	100.0	T		
-	1.8	1.5	-	-	-	-	100.0	M	656	PRODUITS DIVERS
0.5	2.0	2.0	-	-	-	-	100.0	F		NON ALIMENT.
12.6	5.8	3.7	3.1	3.1	71.8	-	100.0	T		
29.0	7.1	4.7	4.5	4.1	50.6	-	100.0	M	64/653-	COMMERCE DE
25.2	6.8	4.5	4.2	3.9	55.5	-	100.0	F	656	DETAIL

TAB. A2

EMPLOYEES ACCORDING TO ACTIVITY, SEX,  
SIZE OF ENTERPRISE AND TYPE OF  
EMPLOYMENT

(%) TYPE OF EMPLOYMENT: ALL TYPES OF EMPLOYMENT

ACTIVITY	NACE	SEX	SIZE OF ENTERPRISE (NUMBER OF EMPLOYEES)											
			10	20	50	100	200	500	1000	2000	>=			
			10	40	90	100	400	900	1000	4000	5000			
AGRIC. PRIMARY	611	M	28.6	30.7	10.8	7.5	22.4	-	-	-	-	-	-	-
PROD. LIVE- STOCK, TEXT.		F	28.9	27.7	14.0	10.3	18.1	-	-	-	-	-	-	-
FUELS, ORES	612	T	28.6	30.2	11.3	8.0	21.9	-	-	-	-	-	-	-
INDUSTRIAL CHEMICALS		M	16.5	26.9	16.3	10.9	-	-	-	-	-	-	-	-
TIMBER, BUILDING MATERIALS	613	F	13.5	33.3	18.1	10.1	-	-	-	-	-	-	-	-
MACHINERY, EQUIPMENTS, VEHICLES	614	T	15.9	28.2	16.7	10.7	-	-	-	-	-	-	-	-
FURNITURE, HSEHD. GOODS	615	M	23.4	30.6	16.4	16.9	-	-	-	-	-	-	-	-
HARDWARE		F	26.1	34.0	12.6	14.8	-	-	-	-	-	-	-	-
TEXTILES, CLOTH- ING, FOOTWR. LEATHERWARE	616	T	23.7	31.0	15.9	16.7	-	-	-	-	-	-	-	-
FOOD, DRINK, TOBACCO	617	M	16.0	20.4	22.3	15.7	15.8	-	-	-	-	-	-	-
TOBACCO PRODUCTS	617.6	F	18.2	23.2	26.1	15.7	11.5	-	-	-	-	-	-	-
PHARMACEUTICAL, MEDICAL GDS., CLEANING MAT.	618	T	16.4	20.8	22.9	15.7	15.1	-	-	-	-	-	-	-
PHARMACEUTICALS	618.1	M	11.6	23.1	22.0	12.3	9.0	-	-	-	-	-	-	-
OTHER WHOLESALE DISTRIBUTION	619	F	13.8	28.1	19.4	11.7	8.6	-	-	-	-	-	-	-
PAPER, BOOKS, STATIONERY, NEWSPAPERS	619.1/2	T	12.1	24.2	21.5	12.2	8.9	-	-	-	-	-	-	-
WHOLESALE TRADE	61	M	20.4	26.5	15.2	11.9	-	-	-	-	-	-	-	-
FOOD, DRINK, TOBACCO	641/642	F	19.2	29.5	17.3	13.7	-	-	-	-	-	-	-	-
DISPENSING CHEMISTS	643	T	20.0	27.6	15.9	12.5	-	-	-	-	-	-	-	-
MEDICAL GOODS, COSMETICS, CLEANING MAT.	644	M	23.3	26.4	22.4	13.3	5.9	8.7	-	-	-	-	-	-
CLOTHING	645	F	19.2	25.1	24.9	18.2	7.0	5.7	-	-	-	-	-	-
FOOTWEAR, LEATHER GOODS	646	T	22.5	26.2	22.9	14.2	6.1	8.2	-	-	-	-	-	-
FURN. FABRICS, HOUSEHOLD TEXTILES	647	M	10.7	25.8	13.7	14.7	-	-	-	-	-	-	-	-
HOUSEHOLD FITMENTS, APPLIANCES	648/649	F	9.7	22.3	18.2	14.8	-	-	-	-	-	-	-	-
BOOKS, NEWSPR., STATIONERY, OFFICE SUPPS.	653	T	10.4	24.7	15.1	14.7	-	-	-	-	-	-	-	-
OTHER RETAIL DISTRIBUTION	654/655	M	15.7	26.6	12.1	21.6	11.7	-	-	-	-	-	-	-
VARIOUS NON-FOOD PRODUCTS	656	F	16.5	32.6	12.3	18.2	7.1	-	-	-	-	-	-	-
RETAIL TRADE	64/653- 656	T	15.9	28.3	12.2	20.6	10.4	-	-	-	-	-	-	-
		M	18.5	25.3	18.7	14.3	13.2	-	-	-	-	-	-	-
		F	17.7	27.6	19.5	14.8	11.9	-	-	-	-	-	-	-
		T	18.3	25.8	18.9	14.4	12.9	-	-	-	-	-	-	-
		M	8.0	11.6	8.2	5.3	10.2	3.5	2.2	11.9	39.2	-	-	-
		F	13.6	12.4	9.3	3.9	6.4	6.1	2.0	10.8	35.6	-	-	-
		T	10.9	12.0	8.7	4.5	8.2	4.8	2.1	11.4	37.4	-	-	-
		M	73.8	26.2	-	-	-	-	-	-	-	-	-	-
		F	79.3	20.7	-	-	-	-	-	-	-	-	-	-
		T	78.5	21.5	-	-	-	-	-	-	-	-	-	-
		M	29.8	30.6	-	-	-	-	-	-	-	-	-	-
		F	36.9	17.5	-	-	-	-	-	-	-	-	-	-
		T	34.2	22.5	-	-	-	-	-	-	-	-	-	-
		M	18.4	15.7	13.8	11.8	10.8	-	-	-	-	-	-	-
		F	23.2	17.9	9.5	10.8	7.9	-	-	-	-	-	-	-
		T	21.8	17.3	10.8	11.1	8.7	-	-	-	-	-	-	-
		M	15.1	22.5	13.8	15.5	-	-	-	-	-	-	-	-
		F	27.5	19.1	12.5	12.5	-	-	-	-	-	-	-	-
		T	24.1	20.1	12.9	13.3	-	-	-	-	-	-	-	-
		M	20.5	57.1	-	-	-	-	-	-	-	-	-	-
		F	41.5	39.1	-	-	-	-	-	-	-	-	-	-
		T	33.4	51.3	-	-	-	-	-	-	-	-	-	-
		M	34.4	32.2	16.0	8.0	-	-	-	-	-	-	-	-
		F	31.9	35.8	16.7	8.1	-	-	-	-	-	-	-	-
		T	33.4	33.6	16.3	8.0	-	-	-	-	-	-	-	-
		M	-	-	10.1	-	-	-	-	-	-	-	-	-
		F	-	-	9.3	-	-	-	-	-	-	-	-	-
		T	-	-	9.7	-	-	-	-	-	-	-	-	-
		M	42.0	24.0	11.4	-	-	-	-	-	-	-	-	-
		F	33.7	24.7	12.7	-	-	-	-	-	-	-	-	-
		T	39.0	24.2	11.9	-	-	-	-	-	-	-	-	-
		M	-	-	2.1	2.5	-	-	-	-	-	-	-	-
		F	-	-	2.3	2.0	-	-	-	-	-	-	-	-
		T	-	-	2.2	2.2	-	-	-	-	-	-	-	-
		M	15.8	16.5	9.5	6.6	8.1	3.6	8.6	11.0	20.2	-	-	-
		F	19.5	14.7	8.4	6.1	5.8	4.5	8.5	12.1	20.4	-	-	-
		T	17.9	15.5	8.9	6.3	6.8	4.1	8.6	11.6	20.3	-	-	-

TAB. A2

SALARIES SELON L ACTIVITE, LE SEXE  
LA TAILLE DE L ENTREPRISE ET LE  
REGIME DE TRAVAIL

REGIME DE TRAVAIL: ENS. DES REGIMES DE TRAVAIL (%)

TAILLE DE L ENTREPRISE (NOMBRE DE SALARIES)							S E X E	NACE	ACTIVITE
10	50	100	200	500	>=	TOT.			
49	99	199	499	999	1000	(*) ENS.			
59.3	10.8	7.5	22.4	-	-	100.0	M	611	MAT. PREM. AGR.,
56.6	14.0	10.3	19.1	-	-	100.0	F		ANIMAUX,
58.8	11.3	8.0	21.9	-	-	100.0	T		TEXTILES
43.4	16.3	10.9	-	-	-	100.0	M	612	COMBUSTIBLES,
46.8	18.1	10.1	-	-	-	100.0	F		MINERAIS,
44.1	16.7	10.7	-	-	-	100.0	T		PR. CHIMIQUES
54.0	16.4	16.9	-	-	-	100.0	M	613	BOIS, MATERIAUX
60.1	12.6	14.8	-	-	-	100.0	F		DE CONSTR.
54.8	15.9	16.7	-	-	-	100.0	T		
36.4	22.3	15.7	15.8	-	-	100.0	M	614	MACHINES,
41.4	26.1	15.7	11.5	-	-	100.0	F		VEHICULES
37.2	22.9	15.7	15.1	-	-	100.0	T		
34.8	22.0	12.3	9.0	-	-	100.0	M	615	MEUBLES,
41.9	19.4	11.7	8.6	-	-	100.0	F		ART. MENAGERS
36.3	21.5	12.2	8.9	-	-	100.0	T		QUINCAILLERIE
47.0	15.2	11.9	-	-	-	100.0	M	616	TEXTILE,
48.8	17.3	13.7	-	-	-	100.0	F		HABILLEMENT,
47.6	15.9	12.5	-	-	-	100.0	T		CHAUSSURES
49.7	22.4	13.3	5.8	8.7	-	100.0	M	617	PRODUITS ALIM.,
44.3	24.9	18.2	7.0	5.7	-	100.0	F		BOISSONS,
48.7	22.9	14.2	6.1	8.2	-	100.0	T		TABAC
-	-	-	-	-	-	-	M	617.6	PRODUITS DU
-	-	-	-	-	-	-	F		TABAC
-	-	-	-	-	-	-	T		
36.5	13.7	14.7	-	-	-	100.0	M	618	PR. PHARM.,
32.0	18.2	14.8	-	-	-	100.0	F		MEDICAUX,
35.1	15.1	14.7	-	-	-	100.0	T		D'ENTRETIEN
-	-	-	-	-	-	-	M	618.1	PRODUITS
-	-	-	-	-	-	-	F		PHARM.
-	-	-	-	-	-	-	T		
42.3	12.1	21.6	11.7	-	-	100.0	M	619	AUTRES COMMERCES
49.0	12.3	18.2	7.1	-	-	100.0	F		DE GROS
44.2	12.2	20.6	10.4	-	-	100.0	T		
-	-	-	-	-	-	-	M	619.1/2	PAPIER, LIVRES,
-	-	-	-	-	-	-	F		JOURNEAUX
-	-	-	-	-	-	-	T		
43.9	18.7	14.3	13.2	-	-	100.0	M	61	COMMERCE DE GROS
45.3	19.5	14.8	11.9	-	-	100.0	F		
44.1	18.9	14.4	12.9	-	-	100.0	T		
19.6	8.2	5.3	10.2	3.5	53.3	100.0	M	641/642	PR. ALIMENTAIRES,
26.0	9.3	3.9	6.4	6.1	48.5	100.0	F		BOISSONS,
22.9	8.7	4.5	8.2	4.8	50.8	100.0	T		TABAC
100.0	-	-	-	-	-	100.0	M	643	PHARMACIES
100.0	-	-	-	-	-	100.0	F		
100.0	-	-	-	-	-	100.0	T		
60.4	-	-	-	-	-	100.0	M	644	ART. MEDICAUX,
54.4	-	-	-	-	-	100.0	F		PRODUITS
56.7	-	-	-	-	-	100.0	T		D'ENTRETIEN
34.1	13.8	11.8	10.8	-	-	100.0	M	645	ARTICLES
41.1	9.5	10.8	7.9	-	-	100.0	F		D'HABILLEMENT
39.0	10.8	11.1	8.7	-	-	100.0	T		
37.6	13.8	15.5	-	-	-	100.0	M	646	CHAUSSURES,
46.7	12.5	12.5	-	-	-	100.0	F		MAROQUINERIE
44.2	12.9	13.3	-	-	-	100.0	T		
86.6	-	-	-	-	-	100.0	M	647	TISSUS
80.6	-	-	-	-	-	100.0	F		D'AMEUBLEMENT
84.7	-	-	-	-	-	100.0	T		
66.6	16.0	8.0	-	-	-	100.0	M	648/649	EQUIPEMENT DU
67.7	16.7	8.1	-	-	-	100.0	F		FOYER
67.0	16.3	8.0	-	-	-	100.0	T		
54.4	10.1	-	-	-	-	100.0	M	653	LIVRES, JOURN.,
55.0	9.3	-	-	-	-	100.0	F		PAPIER,
54.7	9.7	-	-	-	-	100.0	T		EQ. BUREAU
65.9	11.4	-	-	-	-	100.0	M	654/655	AUTRES COMMERCES
58.4	12.7	-	-	-	-	100.0	F		DE DETAIL
63.2	11.9	-	-	-	-	100.0	T		
1.5	2.1	2.5	-	-	-	100.0	M	656	PRODUITS DIVERS
0.5	2.3	2.0	-	-	-	100.0	F		NON ALIMENT.
0.9	2.2	2.2	-	-	-	100.0	T		
32.3	9.5	6.6	8.1	3.6	39.8	100.0	M	64/653-	COMMERCE DE
34.2	8.4	6.1	5.8	4.5	40.8	100.0	F	656	DETAIL
33.4	8.9	6.3	6.8	4.1	40.4	100.0	T		

TAB. A3

EMPLOYEES ACCORDING TO ACTIVITY, SEX,  
AGE AND TYPE OF EMPLOYMENT.

(%)

TYPE OF EMPLOYMENT: FULL-TIME

ACTIVITY	NACE	SEX	AGE (COMPLETED YEARS)											TDC. EMS.	
			< 16	16-17	18-20	21-24	25-29	30-34	35-39	40-44	45-49	50-54	55-59		>= 60
			-	-	-	-	-	-	-	-	-	-	-		-
AGRIC. PRIMARY	611	M	-	1.9	6.3	8.6	13.9	13.2	12.8	10.7	9.1	9.6	6.9	6.7	100.0
PROD., LIVE- STOCK, TEXT.		F	-	9.4	34.3	24.4	11.0	3.6	1.8	1.8	4.8	3.7	2.5	100.0	
FUELS, ORES,	612	M	0.2	2.8	9.5	10.4	13.6	12.1	11.5	8.7	8.6	9.0	6.3	6.2	100.0
INDUSTRIAL CHEMICALS		F	-	0.6	3.1	8.2	14.9	12.8	13.2	13.3	11.2	10.6	6.8	5.0	100.0
TIMBER, BUILDING MATERIALS	613	M	-	5.3	26.8	28.9	17.0	6.0	2.8	3.2	3.6	3.7	1.4	-	100.0
MACHINERY, EQUIPMENTS, VEHICLES	614	M	-	1.3	6.9	11.5	15.2	11.7	11.5	11.9	10.0	8.5	5.9	4.4	100.0
FURNITURE, HSEHD. GOODS,	615	M	-	11.3	31.6	23.1	13.8	4.4	4.6	2.8	3.9	-	-	-	100.0
HARDWARE		F	-	2.3	7.6	11.5	16.6	13.8	11.6	10.2	8.5	9.0	5.4	4.4	100.0
TEXTILES, CLOTH- ING, FOOTWR.	616	M	-	1.1	4.1	10.1	20.7	16.6	12.6	11.2	8.6	7.1	4.7	3.0	100.0
LEATHERWARE		F	-	4.4	25.3	28.6	17.5	6.3	4.2	3.2	3.3	3.8	1.9	1.1	100.0
FOOD, DRINK, TOBACCO	617	M	-	1.5	6.7	12.3	20.3	15.4	11.6	10.2	8.0	6.7	4.3	2.7	100.0
		F	-	1.0	4.0	10.3	19.3	16.1	12.8	11.5	8.9	7.9	4.3	3.8	100.0
		T	-	7.7	30.5	29.6	12.8	6.0	2.2	2.7	2.4	2.4	2.0	1.7	100.0
		M	-	2.0	8.2	13.3	18.3	14.5	11.2	10.1	7.9	7.0	3.9	3.5	100.0
		F	-	1.1	3.5	10.1	15.5	14.6	12.7	11.5	11.2	8.1	6.7	4.9	100.0
		T	-	8.4	26.0	27.5	14.9	5.0	3.3	4.3	3.5	2.6	2.0	1.8	100.0
		M	0.3	3.0	9.2	14.6	15.3	12.2	10.4	9.7	9.3	6.7	5.5	4.1	100.0
		F	-	3.0	8.0	11.0	17.1	14.4	12.1	9.1	7.6	7.0	4.8	5.3	100.0
		T	-	10.2	33.2	26.0	13.6	3.9	3.3	1.8	2.8	1.8	2.1	-	100.0
		M	0.3	4.1	11.7	13.2	16.6	12.9	10.8	8.0	6.9	6.2	4.4	4.7	100.0
		F	-	-	-	-	-	-	-	-	-	-	-	-	100.0
		T	-	-	-	-	-	-	-	-	-	-	-	-	100.0
PHARMACEUTICAL, MEDICAL GDS., CLEANING MAT.	618	M	-	0.2	2.5	7.5	23.6	18.1	14.5	10.4	7.4	6.9	4.5	3.9	100.0
PHARMACEUTICALS	618.1	F	-	4.5	23.5	30.4	17.1	6.5	5.5	4.0	2.5	2.3	1.0	-	100.0
		T	-	1.3	7.6	13.0	22.0	15.3	12.4	8.9	6.2	5.8	3.6	3.1	100.0
		M	-	-	-	-	-	-	-	-	-	-	-	-	100.0
		F	-	-	-	-	-	-	-	-	-	-	-	-	100.0
		T	-	-	-	-	-	-	-	-	-	-	-	-	100.0
OTHER WHOLESALE DISTRIBUTION	619	M	-	1.3	5.1	10.1	19.0	16.4	11.7	10.1	7.6	8.4	5.6	4.5	100.0
		F	-	5.9	28.3	27.4	15.3	5.2	3.4	3.1	3.0	3.6	2.4	2.3	100.0
		T	-	2.3	10.0	13.7	18.2	14.1	9.9	8.6	6.7	7.4	5.0	4.0	100.0
PAPER, BOOKS, STATIONERY, NEWSPAPERS	619.1/2	M	-	-	-	-	-	-	-	-	-	-	-	-	100.0
		F	-	-	-	-	-	-	-	-	-	-	-	-	100.0
		T	-	-	-	-	-	-	-	-	-	-	-	-	100.0
WHOLESALE TRADE	61	M	0.1	1.4	5.0	9.9	18.3	15.4	12.6	10.9	8.7	8.0	5.3	4.4	100.0
		F	0.5	7.2	28.7	27.6	15.0	5.3	3.5	2.9	3.1	2.9	1.9	1.4	100.0
		T	0.1	2.3	8.5	12.6	17.8	13.9	11.2	9.7	7.9	7.2	4.8	3.9	100.0
FOOD, DRINK, TOBACCO	641/642	M	-	6.2	19.1	16.5	18.0	10.3	8.4	4.9	4.3	4.2	4.0	3.4	100.0
		F	1.6	25.0	37.3	17.4	6.7	2.6	2.1	2.4	1.9	1.4	0.9	0.4	100.0
		T	0.9	14.5	27.0	16.9	13.1	6.9	5.6	3.8	3.2	3.0	2.6	2.1	100.0
DISPENSING CHEMISTS	643	M	-	-	-	6.2	14.0	9.7	8.8	14.1	9.7	13.5	9.5	10.9	100.0
		F	-	2.1	22.6	36.1	14.8	4.5	4.3	4.1	3.1	3.6	3.4	1.5	100.0
		T	-	1.8	19.2	31.0	14.7	5.4	5.1	5.8	4.2	5.3	4.4	3.1	100.0
MEDICAL GOODS, COSMETICS, CLEANING MAT.	644	M	-	2.9	9.7	17.9	19.5	14.2	11.6	8.2	5.8	4.1	-	3.5	100.0
		F	-	17.5	31.9	23.0	9.4	4.2	4.8	2.6	3.1	-	-	-	100.0
		T	-	11.4	22.6	20.9	13.6	8.3	7.6	4.9	4.2	2.7	1.3	1.8	100.0
CLOTHING	645	M	-	1.3	6.7	11.3	18.5	13.7	10.7	9.7	8.3	6.8	7.4	5.0	100.0
		F	0.5	7.8	28.2	23.3	11.1	4.8	4.3	5.2	5.3	4.1	3.1	2.0	100.0
		T	0.5	5.2	19.5	18.4	14.1	8.4	6.9	7.0	6.5	5.2	4.8	3.2	100.0
FOOTWEAR, LEATHER GOODS	646	M	-	3.2	11.0	12.3	18.2	14.8	8.6	5.5	8.4	6.1	6.4	5.3	100.0
		F	1.2	23.7	36.8	23.3	6.0	1.8	1.9	2.0	1.4	1.1	-	-	100.0
		T	0.9	16.2	27.4	19.3	10.4	6.5	4.3	3.2	3.9	2.9	2.6	2.2	100.0
FURN. FABRICS, HOUSEHOLD TEXTILES	647	M	-	2.4	8.9	11.5	24.8	12.0	9.8	10.0	5.5	6.9	3.0	5.2	100.0
		F	-	8.8	18.6	21.7	15.6	8.2	4.7	6.2	5.2	-	-	-	100.0
		T	-	3.9	10.9	13.6	22.9	11.2	8.7	9.2	5.5	6.2	2.8	4.8	100.0
HOUSEHOLD FITMENTS, APPLIANCES	648/649	M	-	3.1	8.1	13.6	23.0	15.1	10.4	7.9	6.5	5.1	3.6	3.4	100.0
		F	2.8	15.0	29.5	21.1	9.4	5.2	3.0	5.5	2.5	2.5	2.1	0.7	100.0
		T	0.8	6.4	14.0	15.7	19.3	12.4	8.4	7.2	5.4	4.4	3.2	2.6	100.0
BOOKS, NEWSPRS., STATIONERY, OFFICE SUPPS.	653	M	-	2.1	7.6	16.6	20.9	14.1	8.6	6.3	8.1	7.1	4.1	4.3	100.0
		F	-	8.7	32.5	21.6	14.5	4.6	3.1	3.5	4.2	3.6	2.2	-	100.0
		T	-	4.6	17.2	18.5	18.4	10.5	6.5	5.2	6.6	5.7	3.3	3.1	100.0
OTHER RETAIL DISTRIBUTION	654/655	M	-	1.5	10.2	15.3	19.0	13.4	10.1	10.9	6.9	5.6	4.2	2.5	100.0
		F	-	14.3	26.3	23.2	11.7	3.4	4.2	3.8	3.7	5.3	1.9	1.4	100.0
		T	-	5.0	14.6	17.4	17.0	10.7	8.4	8.9	6.0	5.6	3.6	2.2	100.0
VARIOUS NON-FOOD PRODUCTS	656	M	-	3.2	8.8	12.1	16.6	12.1	11.2	10.3	7.4	7.8	6.1	4.4	100.0
		F	1.0	10.4	23.9	20.7	11.6	5.4	3.5	4.6	5.9	7.4	3.9	1.6	100.0
		T	0.5	6.4	15.6	16.0	14.4	9.1	7.8	7.7	6.7	7.6	5.1	3.2	100.0
RETAIL TRADE	64/653- 656	M	0.2	3.8	11.8	14.0	19.1	12.5	9.8	7.8	6.3	5.8	4.8	3.9	100.0
		F	1.2	15.3	30.5	21.3	9.7	4.1	3.2	3.9	3.6	3.5	2.2	1.1	100.0
		T	0.6	8.9	20.2	17.3	14.9	8.7	6.8	6.0	5.1	4.8	3.6	2.7	100.0



SALARIES SELON L ACTIVITE, LE SEXE,  
L AGE ET LE REGIME DE TRAVAIL.  
REGIME DE TRAVAIL: TEMPS PLEIN

(%)

AGE (ANNEES REVOLUES)						TOG. ENS.	SEXE	NACE	ACTIVITE
< 21	21 29	30 44	45 54	>= 55	(*)				
8.3	22.5	36.7	18.7	13.6	-	100.0	M	611	MAT. PREM. AGR., ANIMAUX
44.8	35.3	7.2	8.5	4.1	-	100.0	F		TEXTILES
12.5	24.0	33.3	17.6	12.5	-	100.0	T	612	COMBUSTIBLES, MINERAIS, PR. CHIMIQUES
3.7	23.1	39.6	21.8	11.8	-	100.0	M		BOIS, MATERIAUX DE CONSTR.
32.1	45.9	12.1	7.3	2.6	-	100.0	F	613	MACHINES, VEHICULES
8.3	26.8	35.2	19.5	10.3	-	100.0	T		MEUBLES, ART. MENAGERS
6.6	27.1	38.1	17.6	10.6	-	100.0	M	614	QUINCAILLERIE
42.8	36.9	11.8	5.6	2.6	-	100.0	F		TEXTILE, HABILLEMENT, CHAUSSURES
10.0	28.0	35.6	16.5	9.8	-	100.0	T	615	PRODUITS ALIM., BOISSONS, TABAC
5.3	30.8	40.4	15.7	7.6	-	100.0	M		PRODUITS DU TABAC
30.1	46.1	13.7	7.1	3.1	-	100.0	F	616	PR. PHARM., MEDICAUX, D'ENTRETIEN PHARM.
8.2	32.7	37.2	14.7	7.1	-	100.0	T		AUTRES COMMERCES DE GROS
5.0	29.7	40.4	16.7	8.1	-	100.0	M	617	PAPIER, LIVRES, JOURNEAUX
38.3	42.3	10.9	4.8	3.6	-	100.0	F		COMMERCE DE GROS
10.2	31.6	35.8	14.9	7.4	-	100.0	T	641/642	PR. ALIMENTAIRES, BOISSONS, TABAC
4.6	25.6	38.9	19.4	11.6	-	100.0	M		PHARMACIES
35.0	42.4	12.6	6.1	3.8	-	100.0	F	643	ART. MEDICAUX, PRODUITS D'ENTRETIEN
12.3	29.9	32.2	16.0	9.6	-	100.0	T		ARTICLES D'HABILLEMENT
11.3	28.1	35.7	14.6	10.2	-	100.0	M	644	CHAUSSURES, MAROQUINERIE
44.0	39.6	9.0	4.6	2.9	-	100.0	F	645	TISSUS D'AMEUBLEMENT
16.1	29.8	31.7	13.1	9.1	-	100.0	T	646	EQUIPEMENT DU FOYER
-	-	-	-	-	-	-	M	653	LIVRES, JOURN., PAPIER, ED. BUREAU
2.8	31.1	43.0	14.3	8.3	-	100.0	F	654/655	AUTRES COMMERCES DE DETAIL
30.0	47.5	16.0	4.8	1.7	-	100.0	T		PRODUITS DIVERS NON ALIMENT.
9.3	35.0	36.5	12.0	6.7	-	100.0	M	64/653-656	COMMERCE DE DETAIL
-	-	-	-	-	-	-	F		
6.5	29.1	38.2	16.0	10.2	-	100.0	T		
34.2	42.7	11.7	6.6	4.7	-	100.0	M		
12.3	31.9	32.6	14.1	9.0	-	100.0	F		
-	-	-	-	-	-	-	T		
6.5	28.2	38.8	16.7	9.7	0.1	100.0	M	61	COMMERCE DE GROS
36.4	42.6	11.8	6.0	3.2	-	100.0	F		
11.0	30.3	34.8	15.1	8.7	0.1	100.0	T		
25.6	34.5	23.7	8.5	7.3	0.4	100.0	M	641/642	PR. ALIMENTAIRES, BOISSONS, TABAC
63.9	24.1	7.1	3.3	1.3	-	100.0	F		
42.4	29.9	16.4	6.2	4.7	0.4	100.0	T		
-	20.3	32.7	23.2	20.4	-	100.0	M	643	PHARMACIES
24.6	50.9	12.9	6.7	4.9	-	100.0	F		
21.0	45.7	16.2	9.5	7.5	-	100.0	T		
12.6	37.5	34.0	9.9	6.0	-	100.0	M	644	ART. MEDICAUX, PRODUITS D'ENTRETIEN
50.1	32.4	11.5	4.8	-	-	100.0	F		
34.5	34.5	20.9	6.9	3.1	-	100.0	T	645	ARTICLES D'HABILLEMENT
8.4	29.8	34.1	15.2	12.3	-	100.0	M		
36.5	34.5	14.2	9.4	5.1	-	100.0	F	646	CHAUSSURES, MAROQUINERIE
25.1	32.6	22.3	11.8	8.0	-	100.0	T		
14.4	30.6	28.8	14.4	11.7	-	100.0	M	647	TISSUS D'AMEUBLEMENT
61.7	29.2	5.7	2.5	0.8	-	100.0	F		
44.5	29.7	14.1	6.8	4.8	-	100.0	T	647	TISSUS D'AMEUBLEMENT
11.3	36.3	31.8	12.4	8.1	-	100.0	M		
28.4	37.3	19.2	8.6	5.4	-	100.0	F	648/649	EQUIPEMENT DU FOYER
14.8	36.5	29.2	11.6	7.6	-	100.0	T		
11.2	36.6	33.4	11.7	6.9	0.2	100.0	M		
47.3	30.6	13.6	5.1	2.8	-	100.0	F		
21.1	34.9	28.0	9.8	5.8	0.3	100.0	T		
9.7	37.5	29.0	15.1	8.3	-	100.0	M	653	LIVRES, JOURN., PAPIER, ED. BUREAU
41.4	36.1	11.2	7.8	3.3	-	100.0	F		
21.8	37.0	22.2	12.3	6.4	-	100.0	T	654/655	AUTRES COMMERCES DE DETAIL
11.8	34.3	34.3	12.6	6.7	-	100.0	M		
40.8	34.9	11.3	9.0	3.3	-	100.0	F		
19.7	34.5	28.0	11.6	5.8	0.5	100.0	T	656	PRODUITS DIVERS NON ALIMENT.
12.0	28.7	33.6	15.1	10.5	-	100.0	M		
35.3	32.2	13.6	13.2	5.5	-	100.0	F		
22.4	30.3	24.6	14.3	8.3	-	100.0	T		
15.8	33.2	30.1	12.0	8.7	0.3	100.0	M	64/653-656	COMMERCE DE DETAIL
47.0	31.0	11.1	7.2	3.4	0.3	100.0	F		
28.8	32.2	21.6	9.9	6.3	0.3	100.0	T		

TAB. A3

EMPLOYEES ACCORDING TO ACTIVITY, SEX,  
AGE AND TYPE OF EMPLOYMENT.

(%)

TYPE OF EMPLOYMENT: PART-TIME

ACTIVITY	NACE	SEX	AGE (COMPLETED YEARS)												TOG. ENS.	
			< 16	16-17	18-20	21-24	25-29	30-34	35-39	40-44	45-49	50-54	55-59	>= 60		
AGRIC. PRIMARY	611	M	-	-	8.3	16.4	18.3	7.7	7.3	10.2	10.5	8.3	6.9	-	100.0	
PROD., LIVE-STOCK, TEXT.		F	-	4.5	7.7	14.6	15.9	7.3	7.7	9.6	10.9	10.6	6.6	-	100.0	
FUELS, ORES,	612	M	-	-	-	14.8	-	-	-	-	-	-	-	-	100.0	
INDUSTRIAL		F	-	-	6.0	14.2	20.1	11.5	9.0	10.2	6.9	10.2	6.4	3.1	100.0	
CHEMICALS		T	-	2.6	6.3	14.3	18.0	10.8	8.4	8.9	7.6	11.3	6.7	4.5	100.0	
TIMBER, BUILDING	613	M	-	17.2	12.7	-	-	-	-	-	-	-	-	17.3	100.0	
MATERIALS		F	-	-	-	10.5	16.1	11.0	20.1	11.9	10.7	6.0	-	-	100.0	
MACHINERY,	614	M	-	6.6	5.8	8.8	14.2	10.4	16.5	9.0	10.0	6.2	4.5	7.8	100.0	
EQUIPMENTS,		F	-	-	3.5	13.3	15.8	13.4	15.6	8.5	11.7	7.7	4.7	3.3	100.0	
VEHICLES		T	-	3.4	3.5	11.9	14.1	12.4	12.7	8.8	12.1	7.4	5.2	7.0	100.0	
FURNITURE, HSEHD.	615	M	-	-	-	-	-	-	-	-	-	-	15.6	16.9	100.0	
GOODS,		F	-	2.5	3.5	14.4	17.5	12.7	12.0	16.9	8.6	5.7	3.6	2.1	100.0	
HARDWARE		T	-	3.3	3.9	13.2	16.2	11.5	11.0	15.6	8.2	6.8	5.4	4.4	100.0	
TEXTILES, CLOTH-	616	M	-	-	-	-	16.2	-	-	-	-	-	-	-	100.0	
ING, FOOTWR.		F	-	2.2	4.2	11.6	11.5	12.0	12.3	15.3	10.3	8.9	9.0	2.7	100.0	
LEATHERWARE		T	-	2.3	4.6	11.1	12.1	11.8	11.4	14.3	10.2	9.1	8.5	4.7	100.0	
FOOD, DRINK,	617	M	-	10.4	8.4	9.9	11.1	-	-	7.0	9.1	14.9	-	8.9	100.0	
TOBACCO		F	-	3.9	7.0	13.2	11.3	14.4	11.3	15.4	7.1	6.5	3.0	5.0	100.0	
TOBACCO	617.6	T	-	5.8	7.4	12.3	11.3	12.3	9.2	13.0	7.7	8.9	4.1	6.1	100.0	
PRODUCTS		M	-	-	-	-	-	-	-	-	-	-	-	-	100.0	
PHARMACEUTICAL,	618	M	-	-	-	-	-	-	-	-	-	-	-	-	100.0	
MEDICAL GDS.,		F	-	2.0	5.7	12.2	14.6	11.5	16.9	10.9	8.2	10.2	4.7	2.9	100.0	
CLEANING MAT.		T	-	2.7	5.3	11.7	14.0	11.3	15.9	10.5	8.4	11.2	4.6	4.0	100.0	
PHARMACEUTICALS	618.1	M	-	-	-	-	-	-	-	-	-	-	-	-	100.0	
OTHER WHOLESALE	619	M	-	-	11.5	-	10.7	-	-	-	-	-	-	19.9	100.0	
DISTRIBUTION		F	-	2.2	3.6	9.6	12.1	19.9	13.9	9.8	12.2	7.4	5.5	2.4	100.0	
PAPER, BOOKS,	619.1/2	M	-	2.4	4.5	9.5	11.9	18.3	13.2	9.2	11.2	7.3	6.1	4.6	100.0	
STATIONERY,		F	-	-	-	-	-	-	-	-	-	-	-	-	100.0	
NEWSPAPERS		T	-	-	-	-	-	-	-	-	-	-	-	-	100.0	
WHOLESALE TRADE	61	M	1.9	9.1	7.3	8.0	9.6	7.5	4.9	6.6	9.5	11.6	7.9	15.5	100.0	
		F	0.5	2.5	4.7	12.7	14.9	13.4	13.3	12.2	9.7	7.7	5.0	3.1	100.0	
		T	0.8	3.7	5.2	11.8	13.9	12.3	11.8	11.2	9.7	8.4	5.6	5.4	100.0	
FOOD, DRINK,	641/642	M	8.7	44.3	37.1	4.4	-	-	-	-	-	-	-	0.9	1.6	100.0
TOBACCO		F	9.4	32.6	13.4	6.0	6.1	6.2	6.2	7.5	5.9	4.2	1.4	0.6	100.0	
		T	9.1	37.1	22.4	5.4	4.0	4.0	4.0	4.7	3.9	2.7	1.2	1.0	100.0	
DISPENSING	643	M	-	13.9	14.4	-	-	-	-	-	-	-	-	12.6	100.0	
CHEMISTS		F	-	4.5	11.5	15.9	20.3	8.1	9.3	7.5	6.3	5.9	5.3	5.0	100.0	
		T	-	5.4	11.8	15.3	19.5	7.6	8.7	6.9	6.2	6.8	5.2	5.7	100.0	
MEDICAL GOODS,	644	M	-	-	-	22.2	12.3	14.2	16.4	-	-	-	-	-	100.0	
COSMETICS,		F	-	-	-	20.6	13.0	13.9	15.2	-	-	-	-	-	100.0	
CLEANING MAT.		T	-	-	-	18.2	7.3	10.3	-	-	-	-	-	-	100.0	
CLOTHING	645	M	7.8	26.9	-	-	-	-	-	-	-	-	-	-	100.0	
		F	2.3	10.1	6.3	8.6	9.4	8.2	12.9	11.3	12.4	9.3	6.5	2.6	100.0	
		T	2.3	9.9	8.0	9.4	8.2	8.4	12.1	10.6	11.7	9.2	6.2	3.1	100.0	
FOOTWEAR,	646	M	-	34.1	24.8	-	-	-	-	-	-	-	-	-	100.0	
LEATHER GOODS		F	4.7	17.2	14.4	9.1	10.0	6.7	6.8	5.3	6.7	3.9	2.6	5.2	100.0	
		T	4.7	18.2	15.0	9.5	9.9	6.3	6.5	5.4	6.4	3.7	2.4	5.0	100.0	
FURN., FABRICS,	647	M	-	-	-	6.7	16.6	9.8	11.0	16.2	10.3	10.5	5.2	-	100.0	
HOUSEHOLD		F	-	-	-	8.5	15.1	9.3	10.1	14.8	9.4	12.4	4.7	4.8	100.0	
TEXTILES		T	-	-	5.8	-	-	-	-	-	-	-	-	-	100.0	
HOUSEHOLD	648/649	M	9.6	20.9	17.9	13.3	-	-	-	-	-	-	8.3	7.1	100.0	
FITMENTS,		F	3.8	14.7	7.3	8.9	13.3	7.8	10.5	11.3	8.8	7.6	3.1	2.4	100.0	
APPLIANCES		T	3.5	14.0	9.1	10.1	13.3	7.3	9.3	11.1	8.2	6.8	3.8	3.0	100.0	
BOOKS, NEWSPRS.,	653	M	-	-	21.0	25.9	-	-	-	-	-	-	-	15.9	100.0	
STATIONERY,		F	-	-	6.8	16.6	17.3	8.9	9.9	8.8	10.3	8.8	5.8	4.2	100.0	
OFFICE SUPPS.		T	-	3.0	8.9	17.9	15.9	8.2	8.8	7.7	8.3	8.2	5.7	6.0	100.0	
OTHER RETAIL	654/655	M	-	-	-	-	-	-	-	-	-	-	-	-	100.0	
DISTRIBUTION		F	-	-	5.6	17.2	11.6	7.4	9.9	14.4	8.8	12.8	5.8	2.6	100.0	
		T	-	3.4	6.4	15.4	10.6	6.5	8.3	13.3	11.3	13.0	5.5	4.4	100.0	
VARIOUS NON-FOOD	656	M	30.9	36.7	15.0	-	-	-	-	-	-	-	-	-	100.0	
PRODUCTS		F	1.2	8.4	4.6	4.6	7.6	7.3	9.4	11.2	14.8	15.6	10.2	5.0	100.0	
		T	1.3	10.8	8.0	5.7	7.2	6.6	8.7	10.1	13.3	14.0	9.4	4.8	100.0	
RETAIL TRADE	64/653-656	M	7.2	38.2	34.8	7.1	2.1	1.4	0.8	0.8	1.3	1.5	1.5	2.9	100.0	
		F	4.7	18.1	9.2	7.5	8.8	7.2	9.0	9.5	9.6	8.3	4.9	2.6	100.0	
		T	5.3	22.7	15.1	7.4	7.3	5.9	7.1	7.5	7.7	6.7	4.1	2.7	100.0	

SALARIES SELON L ACTIVITE, LE SEXE,  
L AGE ET LE REGIME DE TRAVAIL.

REGIME DE TRAVAIL: TEMPS PARTIEL

(%)

AGE (ANNEES REVOLUES)						SEX E	NACE	ACTIVITE
< 21	21 - 29	30 - 44	45 - 54	>= 55	(*) T06 ENS.			
12.0	34.7	25.2	34.1	8.4	100.0	M	611	MAT. PREM. AGR., ANIMAUX, TEXTILES
12.9	30.5	24.5	21.5	9.8	100.0	F		
8.4	24.3	17.4	25.9	18.1	100.0	T	612	COMBUSTIBLES, MINERAIS, PR. CHIMIQUES
9.3	34.3	30.7	17.1	9.5	100.0	F		
31.0	32.3	28.1	18.9	11.2	100.0	T	613	BOIS, MATERIAUX DE CONSTR.
5.5	26.6	17.5	15.0	22.7	100.0	M		
12.7	23.0	43.0	16.7	8.2	100.0	F		
18.0	13.5	35.8	16.2	12.3	100.0	T	614	MACHINES, VEHICULES
5.9	29.1	19.8	18.7	28.8	100.0	M		
8.3	26.0	37.5	19.5	8.0	100.0	F		
14.6	15.4	34.0	19.5	12.2	100.0	T	615	MEUBLES, ART. MENAGERS
6.3	31.9	41.6	14.3	5.7	100.0	M		
7.5	28.4	38.1	15.0	9.8	100.0	F		
10.3	24.3	21.3	19.6	24.5	100.0	T	616	QUINCAILLERIE, TEXTILE
6.4	23.0	39.7	19.2	11.7	100.0	M		
6.9	23.2	37.4	19.2	13.3	100.0	F	617	HABILLEMENT, CHAUSSURES
19.8	21.0	17.9	24.1	15.8	100.0	T		
12.2	24.6	41.1	13.7	8.0	100.0	M	617.6	PRODUITS ALIM., BOISSONS, TABAC
14.4	23.6	34.6	16.6	10.2	100.0	F		
-	-	-	-	-	-	T		
-	-	20.8	31.7	19.1	100.0	M	618	PRODUITS OU TABAC
8.1	26.7	39.3	18.3	7.6	100.0	F		
8.5	25.7	37.7	19.5	8.6	100.0	T	618.1	PR. PHARM., MEDICAMENTS, D'ENTRETIEN
-	-	-	-	-	-	M		
-	-	-	-	-	-	F		
17.3	19.2	21.2	10.5	30.5	100.0	T	619	PRODUITS PHARM.
6.8	21.6	43.6	19.6	7.9	100.0	M		
8.1	21.3	40.8	18.5	10.8	100.0	F	619.1/2	AUTRES COMMERCES DE GROS
-	-	-	-	-	-	T		
18.3	17.6	19.1	21.1	23.4	100.0	M	61	PAPIER, LIVRES, JOURNEAUX
7.7	27.6	39.0	17.4	8.1	100.0	F		
9.7	25.7	35.3	18.1	11.0	100.0	T	641/642	COMMERCE DE GROS
90.1	5.0	1.1	1.1	2.5	100.0	M		
55.4	12.1	19.9	10.1	2.0	100.0	F		
68.7	9.4	12.7	6.6	2.2	100.0	T	643	PR. ALIMENTAIRES, BOISSONS, TABAC
33.3	21.4	21.7	21.7	16.6	100.0	M		
16.2	36.2	24.9	12.2	10.3	100.0	F	643	PHARMACIES
17.8	34.8	23.2	13.1	10.9	100.0	T		
-	-	-	-	-	-	M	644	ART. MEDICAUX, PRODUITS D'ENTRETIEN
14.2	34.5	36.2	10.0	-	100.0	F		
14.9	33.5	34.2	10.8	-	100.0	T	645	ARTICLES D'HABILLEMENT
37.5	25.5	15.2	10.9	10.9	100.0	M		
18.7	18.0	32.4	21.7	9.1	100.0	F	646	CHAUSSURES, MAROQUINERIE
20.2	18.6	31.0	20.8	9.3	100.0	T		
63.8	23.4	-	-	-	100.0	M	647	TISSUS D'AMEUBLEMENT
36.3	19.1	18.9	10.6	7.8	100.0	F		
38.0	19.4	18.3	10.0	7.4	100.0	T	648/649	EQUIPEMENT DU FOYER
-	-	-	-	-	-	M		
8.6	23.3	37.0	20.8	9.0	100.0	F	653	LIVRES, JOURN., PAPIER, ED. BUREAU
9.3	23.6	34.2	21.8	9.5	100.0	T		
31.8	31.2	15.2	6.5	15.4	100.0	M	654/655	AUTRES COMMERCES DE DETAIL
25.8	22.1	29.6	16.4	5.5	100.0	F		
26.6	23.3	27.7	15.0	6.9	100.0	T	656	PRODUITS DIVERS NON ALIMENT.
28.3	33.7	-	-	21.4	100.0	M		
9.5	33.9	27.5	19.1	10.0	100.0	F		
12.3	33.8	24.7	17.5	11.7	100.0	T	64/653-656	COMMERCE DE DETAIL
20.5	11.2	-	38.8	-	100.0	M		
9.1	28.7	31.7	21.6	8.4	100.0	F		
10.9	26.0	28.1	24.3	9.9	100.0	T		
69.6	18.7	-	-	5.8	100.0	M		
14.2	12.2	27.9	30.4	15.2	100.0	F		
20.1	12.9	25.4	27.3	14.2	100.0	T		
80.3	9.2	3.0	2.8	4.4	100.0	M		
32.0	16.4	25.7	17.9	7.5	100.0	F		
43.1	14.7	20.5	14.4	6.8	100.0	T		

TAB. A3

EMPLOYEES ACCORDING TO ACTIVITY, SEX,  
AGE AND TYPE OF EMPLOYMENT.

(%) TYPE OF EMPLOYMENT: ALL TYPES OF EMPLOYMENT

ACTIVITY	NACE	SEX	AGE (COMPLETED YEARS)													TOG. EMS.
			< 16	16-17	18-20	21-24	25-29	30-34	35-39	40-44	45-49	50-54	55-59	>= 60		
AGRIC. PRIMARY PROD., LIVE-STOCK, TEXT.	611	M		2.0	6.3	8.5	13.8	13.1	12.7	10.7	9.1	2.8	6.8	6.8	100.0	
		F		7.4	26.1	21.9	13.3	4.8	3.5	4.4	6.6	5.1	3.3	2.2	100.0	
FUELS, ORES, INDUSTRIAL CHEMICALS	612	M	0.3	2.9	9.4	10.6	13.7	11.8	11.3	9.7	8.7	9.1	6.3	6.0	100.0	
		F		0.7	3.2	8.3	14.8	12.7	13.0	13.4	11.2	10.7	6.8	5.1	100.0	
TIMBER, BUILDING MATERIALS	613	M		4.3	20.9	24.7	17.8	7.6	4.6	5.3	4.5	5.6	2.8	1.8	100.0	
		F	0.2	1.4	6.9	11.7	15.4	11.7	11.3	11.7	9.8	9.6	6.0	4.4	100.0	
MACHINERY, EQUIPMENTS, VEHICLES	614	M		1.6	5.3	10.2	16.7	14.7	12.3	10.8	9.0	8.6	5.8	4.9	100.0	
		F	0.2	8.7	23.3	19.5	14.4	6.3	9.1	5.5	5.8	3.0	2.4	1.8	100.0	
FURNITURE, HSEHD. GOODS, HARDWARE	615	M		2.5	7.5	11.3	16.4	13.6	11.9	10.1	8.6	7.9	5.4	4.5	100.0	
		F		1.2	4.1	10.1	20.5	16.5	12.4	11.2	8.7	7.1	4.7	3.2	100.0	
TEXTILES, CLOTHING, FOOTWEAR, LEATHERWARE	616	M		3.7	18.7	23.9	17.0	8.5	7.6	4.8	5.8	5.0	2.8	1.8	100.0	
		F		1.6	6.5	12.3	19.9	15.2	11.7	10.1	6.2	6.8	4.4	3.0	100.0	
FOOD, DRINK, TOBACCO	617	M		1.1	4.1	10.3	19.2	15.9	12.7	11.4	8.8	7.9	4.5	4.0	100.0	
		F		6.0	21.7	24.6	14.3	8.2	5.4	7.3	4.4	3.5	2.5	1.8	100.0	
TOBACCO PRODUCTS	617.6	M		2.1	7.8	13.3	18.1	14.3	11.2	10.5	7.9	7.0	4.1	3.6	100.0	
		F		1.1	3.6	10.1	15.5	14.5	12.5	11.4	11.2	8.2	6.6	5.3	100.0	
PHARMACEUTICAL, MEDICAL GDS., CLEANING MAT.	618	M		6.1	18.0	21.7	13.6	7.6	6.6	8.4	6.0	4.9	4.6	2.1	100.0	
		F	0.3	2.9	8.5	14.1	14.8	12.1	10.5	10.3	9.4	7.1	5.9	4.2	100.0	
PHARMACEUTICALS	618.1	M	0.7	8.5	26.0	22.5	13.0	6.8	5.5	5.6	4.0	3.1	2.3	2.0	100.0	
		F	0.4	4.2	11.4	13.2	16.2	12.8	10.7	8.4	7.0	6.4	4.4	4.8	100.0	
OTHER WHOLESALE DISTRIBUTION	619	M														
		F														
PAPER, BOOKS, STATIONERY, NEWSPAPERS	619.1/2	M		1.4	5.3	10.1	18.8	16.2	11.6	10.0	7.6	8.4	5.7	4.8	100.0	
		F		4.6	19.7	21.2	14.2	10.3	7.0	5.4	6.2	4.9	3.5	2.3	100.0	
WHOLESALE TRADE	61	M	0.2	2.3	9.4	13.2	17.5	14.5	10.3	8.7	7.2	7.4	5.1	4.1	100.0	
		F														
FOOD, DRINK, TOBACCO	641/642	M	0.1	1.6	5.0	9.9	18.1	15.2	12.5	10.8	8.7	8.0	5.3	4.6	100.0	
		F	0.5	5.7	21.2	23.0	15.0	7.8	6.6	5.8	5.2	4.4	2.9	1.9	100.0	
DISPENSING CHEMISTS	643	M	0.2	2.4	8.3	12.5	17.5	13.8	11.3	9.8	8.0	7.3	4.8	4.1	100.0	
		F	3.1	18.8	25.0	12.5	12.3	7.1	5.8	3.4	3.1	2.9	2.9	2.8	100.0	
MEDICAL GOODS, COSMETICS, CLEANING MAT.	644	M	5.5	28.8	25.2	11.7	6.4	4.4	4.2	4.9	3.9	2.8	1.1	0.5	100.0	
		F	4.3	23.9	25.1	12.1	9.3	5.7	5.0	4.2	3.5	2.9	2.0	1.6	100.0	
CLOTHING	645	M		4.4	6.0	7.3	13.3	7.5	6.9	10.4	8.5	14.3	7.9	11.4	100.0	
		F		3.2	17.6	27.0	17.3	6.1	6.6	5.6	4.6	4.6	4.3	3.1	100.0	
FOOTWEAR, LEATHER GOODS	646	M		3.3	16.0	24.3	16.8	6.3	6.6	6.3	5.1	5.9	4.8	4.2	100.0	
		F		2.9	10.0	17.5	19.6	14.1	11.3	8.1	5.6	4.6	2.7	3.7	100.0	
FURN. FABRICS, HOUSEHOLD TEXTILES	647	M		15.9	27.3	22.9	9.9	5.9	6.8	3.1	4.0	1.8			100.0	
		F		11.0	20.8	20.9	13.5	9.0	8.5	5.0	4.6	2.8	1.5	2.0	100.0	
HOUSEHOLD FITMENTS, APPLIANCES	648/649	M		1.9	8.6	11.9	17.4	13.4	9.8	9.0	7.8	7.0	6.9	5.3	100.0	
		F	1.3	8.8	18.3	16.6	10.3	6.3	8.2	8.0	8.5	6.5	4.7	2.2	100.0	
BOOKS, NEWSPRS., STATIONERY, OFFICE SUPPS.	653	M		1.1	6.8	15.5	15.3	12.4	8.4	8.7	8.3	6.6	5.3	3.1	100.0	
		F		5.2	11.9	12.5	17.6	13.8	8.1	5.6	8.0	5.7	6.0	5.1	100.0	
OTHER RETAIL DISTRIBUTION	654/655	M	2.5	21.2	28.4	18.0	7.5	3.6	3.8	3.2	3.4	2.1	1.3	2.2	100.0	
		F	2.0	16.8	23.9	16.5	10.3	6.4	5.0	3.9	4.6	3.1	2.6	3.0	100.0	
VARIOUS NON-FOOD PRODUCTS	656	M		2.5	8.8	11.8	24.3	11.8	9.6	9.8	5.4	7.4	2.9	5.4	100.0	
		F		6.5	12.7	14.7	16.1	8.9	7.7	10.8	7.5	6.7	3.6	3.5	100.0	
RETAIL TRADE	64/653-656	M		3.8	10.1	12.8	21.6	10.9	8.9	10.1	6.1	7.2	3.1	4.8	100.0	
		F		3.3	8.5	13.8	22.6	14.7	10.1	7.9	6.4	5.0	3.7	3.5	100.0	
		M	3.2	14.8	20.7	16.3	11.0	6.2	5.9	7.8	5.0	4.5	2.5	1.4	100.0	
		F	1.3	7.7	13.1	14.7	18.2	11.5	8.5	7.9	5.9	4.8	3.3	2.7	100.0	
		M		2.3	8.6	17.2	20.0	13.4	8.1	6.0	7.8	6.9	4.2	5.1	100.0	
		F		6.1	21.9	19.5	15.6	6.4	5.9	5.7	6.7	5.8	3.7	2.4	100.0	
		M		4.2	15.2	18.4	17.8	9.9	7.0	5.8	7.2	6.3	3.8	3.8	100.0	
		F		1.9	10.2	14.9	18.5	12.9	9.7	10.8	7.6	6.0	4.1	2.9	100.0	
		M		10.0	18.9	21.0	11.7	4.8	6.2	7.5	5.5	8.0	3.3	1.8	100.0	
		F		4.8	13.4	17.1	16.0	10.0	8.4	9.6	6.8	6.7	3.8	2.5	100.0	
		M		5.5	11.1	12.4	15.3	11.2	10.5	9.5	6.8	7.2	5.8	4.3	100.0	
		F	1.1	9.4	14.5	12.9	9.6	6.3	6.4	7.8	10.2	11.4	7.0	3.3	100.0	
		M	0.7	7.8	13.1	12.7	12.0	8.3	8.1	8.5	8.8	9.7	6.5	3.7	100.0	
		F	1.4	9.7	15.8	12.8	16.2	10.6	8.2	6.6	5.4	5.0	4.2	3.7	100.0	
		M	2.8	16.6	20.7	14.9	9.3	5.5	5.9	6.5	6.4	5.7	3.5	1.8	100.0	
		F	2.2	13.6	18.5	14.0	12.3	7.8	6.8	6.5	6.0	5.4	3.8	2.7	100.0	

TAB. A3

SALARIES SELON L ACTIVITE, LE SEXE,  
L AGE ET LE REGIME DE TRAVAIL.

REGIME DE TRAVAIL: ENS. DES REGIMES DE TRAVAIL (%)

AGE (ANNEES REVOLUES)							SEX E	NACE	ACTIVITE
< 21	21 - 29	30 - 44	45 - 54	>= 55	(°)	100. ENS.			
8.4	22.3	36.5	18.9	13.6	.	100.0	M	611	MAT. PREM. AGR.,
34.5	35.2	12.9	11.7	5.4	.	100.0	F		ANIMAUX,
12.5	24.4	32.8	17.8	12.3	.	100.0	T		TEXTILES
3.9	23.1	39.2	21.9	11.9	.	100.0	M	612	COMBUSTIBLES,
25.3	42.6	17.4	10.1	4.6	-	100.0	F		MINERAIS,
8.3	27.2	34.7	19.4	10.4	.	100.0	T		PR. CHIMIQUES
7.0	26.9	37.7	17.6	10.8	.	100.0	M	613	BOIS, MATERIAUX
32.0	33.9	20.8	8.8	4.2	.	100.0	F		DE CONSTR.
10.2	27.8	35.6	16.5	9.9	.	100.0	T		
5.4	30.6	40.1	15.8	7.9	.	100.0	M	614	MACHINES,
22.7	40.9	20.8	10.8	4.6	-	100.0	F		VEHICULES
8.2	32.3	37.0	15.0	7.4	.	100.0	T		
5.2	29.4	40.1	16.8	8.5	-	100.0	M	615	MEUBLES,
27.9	38.9	20.9	7.9	4.3	.	100.0	F		ART. MENAGERS
10.0	31.5	36.0	14.9	7.6	.	100.0	T		QUINCAILLERIE
4.7	25.6	38.4	19.4	11.9	-	100.0	M	616	TEXTILE,
24.5	35.3	22.6	10.9	6.7	.	100.0	F		HABILLEMENT,
11.5	28.9	33.0	16.5	10.1	.	100.0	T		CHAUSSURES
11.5	27.9	35.2	14.9	10.3	.	100.0	M	617	PRODUITS ALIM.,
35.2	35.4	17.9	7.1	4.3	.	100.0	F		BOISSONS,
16.0	29.3	32.0	13.4	9.2	.	100.0	T	617.6	TABAC
-	-	-	-	-	-	-	M		PRODUITS DU
-	-	-	-	-	-	-	F		TABAC
-	-	-	-	-	-	-	T		
2.9	30.9	42.7	14.5	8.5	.	100.0	M	618	PR. PHARM.,
23.1	41.0	23.3	9.0	3.5	.	100.0	F		MEDICAUX,
9.2	34.0	36.7	12.8	6.9	.	100.0	T		D ENTRETIEN
-	-	-	-	-	-	-	M	618.1	PRODUITS
-	-	-	-	-	-	-	F		PHARM.
-	-	-	-	-	-	-	T		
6.7	28.9	37.8	15.9	10.6	.	100.0	M	619	AUTRES COMMERCES
24.7	35.4	22.8	11.1	5.8	.	100.0	F		DE GROS
11.8	30.8	33.6	14.6	9.2	.	100.0	T		
-	-	-	-	-	-	-	M	619.1/2	PAPIER, LIVRES,
-	-	-	-	-	-	-	F		JOURNEAUX
-	-	-	-	-	-	-	T		
6.7	28.0	38.5	16.8	9.9	0.1	100.0	M	61	COMMERCE DE GROS
27.4	37.9	20.3	9.6	4.8	0.1	100.0	F		
10.9	30.0	34.8	15.3	8.9	0.1	100.0	T		
46.8	24.8	16.2	6.0	5.7	0.4	100.0	M	641/642	PR. ALIMENTAIRES,
59.6	18.0	13.6	6.7	1.7	0.4	100.0	F		BOISSONS,
53.4	21.3	14.9	6.4	3.6	0.4	100.0	T		TABAC
12.1	20.6	24.8	22.8	19.3	.	100.0	M	643	PHARMACIES
20.8	44.2	18.3	9.2	7.3	.	100.0	F		
19.6	41.0	19.2	11.0	9.0	.	100.0	T		
12.9	37.1	33.5	10.2	6.4	-	100.0	M	644	ART. MEDICAUX,
43.8	32.8	15.8	5.7	1.8	-	100.0	F		PRODUITS
32.2	34.4	22.5	7.4	3.5	-	100.0	T		D ENTRETIEN
11.2	29.4	32.3	14.8	12.2	-	100.0	M	645	ARTICLES
28.4	27.0	22.5	15.0	6.9	-	100.0	F		D HABILLEMENT
23.4	27.7	25.4	14.9	8.4	0.2	100.0	T		
17.6	30.1	27.5	13.6	11.1	.	100.0	M	646	CHAUSSURES,
52.2	25.5	10.6	5.5	3.4	.	100.0	F		MAROQUINERIE
42.6	26.7	15.3	7.7	5.6	.	100.0	T		
11.4	36.1	31.2	12.8	8.3	.	100.0	M	647	TISSUS
19.2	30.8	27.4	14.2	7.1	.	100.0	F		D AMEUBLEMENT
13.8	34.4	30.0	13.3	7.9	.	100.0	T		
12.0	36.4	32.8	11.5	7.2	0.2	100.0	M	648/649	EQUIPEMENT DU
38.8	27.3	19.9	9.5	3.9	0.6	100.0	F		FOYER
22.0	32.9	27.9	10.7	6.0	0.4	100.0	T		
11.0	37.2	27.5	14.7	9.3	.	100.0	M	653	LIVRES, JOURN.,
28.2	35.2	18.0	12.5	6.1	.	100.0	F		PAPIER,
19.5	36.2	22.8	13.6	7.7	.	100.0	T		EQ. BUREAU
12.1	33.4	33.4	13.5	7.1	.	100.0	M	654/655	AUTRES COMMERCES
29.5	32.7	18.6	13.5	5.1	.	100.0	F		DE DETAIL
18.4	32.2	28.0	13.5	6.4	0.5	100.0	T		
18.8	27.9	31.1	13.9	10.1	.	100.0	M	656	PRODUITS DIVERS
25.0	22.5	20.5	21.6	10.2	.	100.0	F		NON ALIMENT.
21.7	24.7	24.8	16.5	10.2	.	100.0	T		
27.0	29.0	25.4	10.4	7.9	0.3	100.0	M	64/653-	COMMERCE DE
40.1	24.2	17.8	12.1	5.3	0.4	100.0	F	656	DETAIL
34.2	28.3	21.2	11.4	6.5	0.3	100.0	T		

TAB. A4

EMPLOYEES ACCORDING TO ACTIVITY, SEX,  
LENGTH OF SERVICE IN ENTERPRISE AND  
TYPE OF EMPLOYMENT

(x)

ACTIVITY	NACE	SEX	TYPE OF EMPLOYMENT					REGIME DE TRAVAIL			TYPE OF EMPLOYMENT		
			FULL-TIME					TEMPS PLEIN			PART-TIME		
			LENGTH OF SERVICE IN ENTERPRISE (COMPLETED YEARS)										
			< 2	2-4	5-9	10-19	>= 20	(*)	TOT. EWS.	< 2	2-4	5-9	
AGRIC. PRIMARY PROD., LIVE-STOCK, TEXT. FUELS, ORES.	611	M	26.9	22.6	18.4	19.8	11.0	1.3	100.0	39.4	18.0	-	
		F	45.7	36.7	11.4	2.9	-	-	100.0	47.9	30.9	14.1	
		T	29.0	24.3	17.6	17.8	9.9	1.4	100.0	46.4	28.6	14.8	
INDUSTRIAL CHEMICALS	612	M	28.3	20.6	20.6	18.6	11.1	0.7	100.0	55.3	22.2	11.5	
		F	51.8	26.1	10.8	6.6	3.7	-	100.0	47.1	27.0	17.1	
		T	32.1	21.5	19.1	16.7	9.9	0.8	100.0	48.7	26.1	16.0	
TIMBER, BUILDING MATERIALS	613	M	25.0	24.3	20.6	17.9	12.1	0.2	100.0	66.7	-	-	
		F	51.8	28.7	11.7	3.6	4.0	-	100.0	45.4	24.5	16.5	
		T	27.5	24.7	19.7	16.5	11.3	0.2	100.0	51.4	20.4	18.0	
MACHINERY, EQUIPMENTS, VEHICLES	614	M	29.3	24.7	19.5	17.1	9.3	0.2	100.0	50.4	25.9	-	
		F	51.5	30.1	9.8	6.4	2.1	-	100.0	53.2	28.9	8.4	
		T	32.0	25.3	18.3	15.8	8.4	0.2	100.0	52.6	28.3	8.9	
FURNITURE, HSEHD. GOODS.	615	M	26.7	24.8	21.0	17.9	8.9	0.6	100.0	54.1	23.6	-	
		F	48.2	31.9	13.7	3.8	1.6	-	100.0	43.0	34.9	13.5	
		T	30.1	25.9	19.9	15.7	7.8	0.6	100.0	44.7	33.2	12.8	
TEXTILES, CLOTH-ING, FOOTWR., LEATHERWARE	616	M	25.6	22.4	18.9	17.8	15.0	-	100.0	30.1	25.5	15.2	
		F	47.4	30.7	13.6	5.5	2.6	-	100.0	46.5	29.3	16.5	
		T	31.2	24.5	17.6	14.7	11.9	-	100.0	44.5	28.9	16.3	
FOOD, DRINK, TOBACCO	617	M	33.0	24.4	18.1	14.5	8.1	1.9	100.0	54.6	24.2	11.4	
		F	53.0	28.9	12.3	3.5	1.7	-	100.0	48.5	34.1	10.7	
		T	35.9	25.0	17.2	12.9	7.2	1.7	100.0	50.2	31.3	10.9	
TOBACCO PRODUCTS	617.6	M	-	-	-	-	-	-	-	-	-	-	
		F	-	-	-	-	-	-	-	-	-	-	
		T	-	-	-	-	-	-	-	-	-	-	
PHARMACEUTICAL, MEDICAL GOS., CLEANING MAT.	618	M	26.2	29.7	20.0	15.4	8.4	-	100.0	52.0	27.1	-	
		F	52.9	27.1	13.4	4.7	1.9	-	100.0	44.0	29.1	19.4	
		T	32.6	29.1	18.4	12.8	6.9	-	100.0	44.7	29.0	18.1	
PHARMACEUTICALS	618.1	M	-	-	-	-	-	-	-	-	-	-	
		F	-	-	-	-	-	-	-	-	-	-	
		T	-	-	-	-	-	-	-	-	-	-	
OTHER WHOLESALE DISTRIBUTION	619	M	30.1	24.0	19.4	16.3	9.8	0.2	100.0	55.7	22.3	15.5	
		F	56.1	25.6	10.5	4.8	2.8	-	100.0	54.4	30.3	9.1	
		T	35.6	24.4	17.6	13.9	8.4	0.2	100.0	54.6	29.3	9.9	
PAPER, BOOKS, STATIONERY, NEWSPAPERS	619.1/2	M	-	-	-	-	-	-	-	-	-	-	
		F	-	-	-	-	-	-	-	-	-	-	
		T	-	-	-	-	-	-	-	-	-	-	
WHOLESALE TRADE	61	M	28.6	24.2	19.6	17.1	9.9	0.7	100.0	52.8	22.4	11.6	
		F	51.4	29.3	11.7	4.8	2.3	0.5	100.0	48.5	30.5	12.9	
		T	32.0	25.0	18.4	15.2	8.7	0.6	100.0	49.3	29.0	12.7	
FOOD, DRINK, TOBACCO	641/642	M	42.6	25.9	14.8	10.0	5.2	1.6	100.0	80.0	18.7	-	
		F	60.1	28.4	8.0	1.8	0.8	0.9	100.0	74.9	18.1	5.6	
		T	50.3	27.0	11.8	6.4	3.3	1.3	100.0	76.8	18.3	3.7	
DISPENSING CHEMISTS	643	M	24.0	29.9	21.1	15.0	9.3	-	100.0	54.3	23.6	17.4	
		F	38.6	33.2	16.3	7.1	4.2	-	100.0	41.9	29.3	18.1	
		T	36.1	32.6	17.1	8.4	5.1	0.6	100.0	43.1	28.8	18.0	
MEDICAL GOODS, COSMETICS, CLEANING MAT.	644	M	35.3	28.6	19.5	11.4	4.0	-	100.0	-	-	-	
		F	54.9	30.3	9.6	2.7	-	2.2	100.0	55.9	35.9	-	
		T	46.7	30.0	13.7	6.3	1.8	1.4	100.0	56.0	34.9	-	
CLOTHING	645	M	25.3	21.9	18.2	17.4	16.3	1.0	100.0	58.6	21.2	12.6	
		F	39.7	32.0	16.8	7.4	3.0	1.2	100.0	50.6	31.7	12.8	
		T	33.9	27.8	17.3	11.4	8.4	1.1	100.0	51.2	30.9	12.8	
FOOTWEAR, LEATHER GOODS	646	M	26.9	23.6	16.1	16.5	15.6	1.4	100.0	69.2	22.0	-	
		F	56.4	28.7	11.2	2.5	0.7	-	100.0	55.3	24.4	8.4	
		T	45.7	26.9	13.0	7.6	6.1	0.8	100.0	56.1	24.3	8.4	
FURN. FABRICS, HOUSEHOLD TEXTILES	647	M	32.9	24.6	18.2	14.0	9.1	1.2	100.0	79.1	-	-	
		F	44.6	33.3	11.4	6.6	-	-	100.0	36.7	37.4	19.9	
		T	35.3	26.4	16.8	12.5	8.0	1.0	100.0	40.4	35.6	18.2	
HOUSEHOLD FITMENTS, APPLIANCES	648/649	M	36.3	26.2	17.9	12.5	6.4	0.7	100.0	59.7	30.7	-	
		F	56.2	29.2	9.3	3.6	1.3	-	100.0	59.6	25.2	10.4	
		T	41.7	27.1	15.5	10.1	5.0	0.6	100.0	59.6	25.9	9.4	
BOOKS, NEWSPR., STATIONERY, OFFICE SUPPS.	653	M	33.7	24.6	20.3	11.6	9.3	-	100.0	61.8	21.2	-	
		F	48.7	32.5	11.9	4.2	2.4	-	100.0	44.5	38.5	12.7	
		T	39.4	27.6	17.1	8.8	6.7	-	100.0	47.0	36.0	12.2	
OTHER RETAIL DISTRIBUTION	654/655	M	36.5	26.4	16.5	14.6	5.7	-	100.0	40.8	50.2	-	
		F	50.4	30.0	12.5	5.0	2.1	-	100.0	43.8	36.5	13.9	
		T	40.3	27.4	15.4	12.0	4.7	-	100.0	43.4	38.7	12.3	
VARIOUS NON-FOOD PRODUCTS	656	M	23.7	21.4	23.4	20.4	11.2	-	100.0	64.8	30.6	-	
		F	33.2	31.0	20.3	11.2	4.3	-	100.0	39.3	32.0	19.7	
		T	26.0	25.7	22.0	16.3	8.1	-	100.0	42.0	31.9	17.8	
RETAIL TRADE	64/653-656	M	34.1	24.6	17.9	14.0	8.4	0.9	100.0	75.5	20.8	2.0	
		F	48.0	30.2	13.3	5.5	2.3	0.7	100.0	57.3	26.1	11.6	
		T	40.3	27.1	15.8	10.2	5.7	0.8	100.0	61.5	24.9	9.4	

TAB. A4

SALARIES SELON L ACTIVITE, LE SEXE,  
L ANCIENNETE DANS L ENTREPRISE ET  
LE REGIME DE TRAVAIL

(%)

REGIME DE TRAVAIL		ALLTYPES		ENS. DES REGIMES		S E X E	NACE	ACTIVITE		
TEMPS PARTIEL		OF EMPLOYMENT		DE TRAVAIL						
ANCIENNETE DANS L ENTREPRISE (ANNEES REVOLUES)										
10	>=	(*)	TOT.	<	2	5	10	>=	(*)	TOT.
19	20		ENS.	2	4	9	19	20		ENS.
4.9	.	.	100.0	27.0	22.6	18.4	19.6	11.0	1.4	100.0
5.6	.	.	100.0	46.4	34.9	12.3	3.6	1.4	.	100.0
6.9	.	.	100.0	30.1	24.5	17.4	17.1	9.5	1.4	100.0
6.8	2.3	.	100.0	28.8	20.7	20.4	18.4	10.9	0.7	100.0
10.0	.	.	100.0	50.5	26.3	12.6	6.7	3.2	.	100.0
9.1	.	.	100.0	33.3	21.9	18.8	16.0	9.3	0.7	100.0
6.9	.	.	100.0	25.7	24.0	20.4	17.7	12.0	0.2	100.0
7.2	2.3	.	100.0	49.9	27.5	13.6	5.5	3.3	.	100.0
6.9	.	.	100.0	28.7	24.5	18.5	16.2	10.9	0.2	100.0
7.2	2.3	.	100.0	29.6	24.7	18.4	17.0	9.2	0.2	100.0
5.1	.	.	100.0	52.0	29.8	9.3	6.6	2.1	.	100.0
5.5	2.2	.	100.0	33.2	25.5	17.7	15.3	8.0	0.2	100.0
13.4	15.8	.	100.0	27.2	24.8	20.8	17.8	8.8	0.6	100.0
5.4	.	.	100.0	46.5	32.9	13.6	4.2	1.6	.	100.0
6.4	3.6	.	100.0	31.3	26.5	19.3	14.9	7.3	0.7	100.0
5.8	.	.	100.0	25.8	22.5	18.8	17.7	15.0	.	100.0
5.5	.	.	100.0	47.1	30.2	14.6	5.5	2.3	.	100.0
.	.	.	100.0	33.1	25.1	17.4	13.5	10.7	0.2	100.0
.	.	.	100.0	33.5	24.4	17.9	14.3	8.1	1.8	100.0
.	.	.	100.0	51.8	30.3	11.8	4.2	1.4	.	100.0
.	.	.	100.0	36.9	25.5	16.8	12.4	6.8	1.6	100.0
.	.	.	100.0	.	.	.	.	.	.	100.0
.	.	.	100.0	26.6	29.7	19.8	15.4	8.3	.	100.0
6.2	.	.	100.0	50.1	27.7	15.3	5.2	1.7	.	100.0
6.9	.	.	100.0	33.9	29.1	18.4	12.2	6.3	.	100.0
.	.	.	100.0	.	.	.	.	.	.	100.0
.	.	.	100.0	.	.	.	.	.	.	100.0
5.2	.	.	100.0	30.6	24.0	19.3	16.1	9.7	0.2	100.0
4.9	1.4	.	100.0	55.5	27.2	10.0	4.9	2.1	.	100.0
.	.	.	100.0	37.7	24.9	16.7	12.9	7.6	0.2	100.0
.	.	.	100.0	.	.	.	.	.	.	100.0
7.1	5.6	.	100.0	29.0	24.2	19.4	16.9	9.8	0.7	100.0
6.1	1.4	0.5	100.0	50.5	29.7	12.1	5.2	2.0	0.5	100.0
6.3	2.2	0.5	100.0	33.3	25.3	18.0	14.6	8.2	0.6	100.0
.	.	.	100.0	54.9	23.5	10.1	6.7	3.6	1.1	100.0
1.1	.	.	100.0	67.5	23.2	6.8	1.4	0.5	0.5	100.0
0.7	.	.	100.0	61.4	23.4	8.4	4.0	2.0	0.8	100.0
6.5	3.0	1.2	100.0	33.0	28.1	20.0	11.5	6.7	.	100.0
6.2	2.8	1.1	100.0	40.1	31.4	17.1	6.8	3.7	0.9	100.0
.	.	.	100.0	39.1	31.0	17.5	7.5	4.1	0.8	100.0
.	.	.	100.0	35.8	29.4	19.3	11.4	3.9	.	100.0
.	.	.	100.0	55.1	31.3	9.1	2.4	.	1.8	100.0
.	.	.	100.0	47.8	30.6	13.0	5.8	1.6	1.2	100.0
.	.	.	100.0	28.4	21.9	17.6	16.0	15.0	1.0	100.0
3.7	0.7	0.6	100.0	44.7	31.9	15.0	5.7	1.9	0.9	100.0
3.6	0.9	0.6	100.0	39.9	28.9	15.7	8.7	5.8	0.9	100.0
.	.	.	100.0	29.7	23.5	15.6	15.4	14.6	1.3	100.0
3.6	.	.	100.0	56.0	27.1	10.2	2.9	0.5	3.3	100.0
3.4	.	.	100.0	48.7	26.1	11.7	6.4	4.4	2.8	100.0
.	.	.	100.0	33.9	24.5	17.8	13.7	9.0	1.1	100.0
.	.	.	100.0	41.0	35.2	15.3	5.9	2.2	.	100.0
.	.	.	100.0	36.2	27.9	17.0	11.2	6.8	0.9	100.0
.	.	.	100.0	37.1	26.4	17.3	12.2	6.3	0.7	100.0
3.9	.	.	100.0	57.6	27.6	9.8	3.7	1.0	0.3	100.0
3.8	0.9	.	100.0	44.8	26.9	14.5	9.0	4.3	0.6	100.0
.	.	.	100.0	35.7	24.3	19.5	11.1	8.9	.	100.0
3.1	.	.	100.0	47.0	35.0	12.2	3.8	1.9	.	100.0
3.3	.	.	100.0	41.3	29.6	15.9	7.5	5.4	.	100.0
4.2	.	.	100.0	36.7	27.3	16.0	14.2	5.6	.	100.0
4.0	.	.	100.0	48.1	32.4	13.0	4.7	1.6	.	100.0
.	.	.	100.0	40.8	29.1	14.9	10.7	4.2	.	100.0
.	.	.	100.0	27.2	22.1	21.6	18.8	10.3	.	100.0
8.2	0.9	.	100.0	36.1	31.5	20.0	9.7	2.6	.	100.0
7.5	0.8	.	100.0	32.5	27.7	20.7	13.4	5.8	.	100.0
0.6	0.7	.	100.0	41.3	23.9	15.2	11.7	7.1	0.8	100.0
3.8	0.6	0.6	100.0	52.3	28.3	12.5	4.7	1.5	0.6	100.0
3.1	0.6	0.5	100.0	47.4	26.4	13.7	7.8	4.0	0.7	100.0

**TAB.A5**

**EMPLOYEES ACCORDING TO ACTIVITY,SEX,  
SYSTEM OF PAYMENT AND TYPE OF EMPLOYMENT**

(%)

ACTIVITY	NACE	SEX	TYPE OF EMPLOYMENT		REGIME DE TRAVAIL		TYPE OF EMPLOYMENT					
			FULL-TIME		TEMPS PLEIN		PART-TIME					
			SYSTEM OF PAYMENT									
			PAID ON COMM.	REM. A LA COM.	NOT PAID ON COMM.	NON REM A LA COM.	(*)	TOT. ENS.	PAID ON COMM.	REM. A LA COM.	NOT PAID ON COMM.	NON REM A LA COM.
AGRIC. PRIMARY PROD., LIVE-STOCK, TEXT.	611	M	-	-	-	-	100.0	100.0	-	-	-	-
FUELS, ORES	612	M	-	-	-	-	100.0	100.0	-	-	-	-
INDUSTRIAL CHEMICALS	613	M	-	-	-	-	100.0	100.0	-	-	-	-
TIMBER, BUILDING MATERIALS	614	M	-	-	-	-	100.0	100.0	-	-	-	-
MACHINERY, EQUIPMENTS, VEHICLES	615	M	-	-	-	-	100.0	100.0	-	-	-	-
FURNITURE, HSEHD. GOODS, HARDWARE	616	M	-	-	-	-	100.0	100.0	-	-	-	-
TEXTILES, CLOTHING, FOOTWR., LEATHERWARE	617	M	-	-	-	-	100.0	100.0	-	-	-	-
FOOD, DRINK, TOBACCO	617.6	M	-	-	-	-	100.0	100.0	-	-	-	-
TOBACCO PRODUCTS	618	M	-	-	-	-	100.0	100.0	-	-	-	-
PHARMACEUTICAL, MEDICAL GDS., CLEANING MAT.	618.1	M	-	-	-	-	100.0	100.0	-	-	-	-
PHARMACEUTICALS	619	M	-	-	-	-	100.0	100.0	-	-	-	-
OTHER WHOLESALE DISTRIBUTION	619.1/2	M	-	-	-	-	100.0	100.0	-	-	-	-
PAPER, BOOKS, STATIONERY, NEWSPAPERS	61	M	-	-	-	-	100.0	100.0	-	-	-	-
WHOLESALE TRADE	641/642	M	-	-	-	-	100.0	100.0	-	-	-	-
FOOD, DRINK, TOBACCO	643	M	-	-	-	-	100.0	100.0	-	-	-	-
DISPENSING CHEMISTS	644	M	-	-	-	-	100.0	100.0	-	-	-	-
MEDICAL GOODS, COSMETICS, CLEANING MAT.	645	M	-	-	-	-	100.0	100.0	-	-	-	-
CLOTHING	646	M	-	-	-	-	100.0	100.0	-	-	-	-
FOOTWEAR, LEATHER GOODS	647	M	-	-	-	-	100.0	100.0	-	-	-	-
FURN. FABRICS, HOUSEHOLD TEXTILES	648/649	M	-	-	-	-	100.0	100.0	-	-	-	-
HOUSEHOLD FITMENTS, APPLIANCES	653	M	-	-	-	-	100.0	100.0	-	-	-	-
BOOKS, NEWSPR., STATIONERY, OFFICE SUPPS.	654/655	M	-	-	-	-	100.0	100.0	-	-	-	-
OTHER RETAIL DISTRIBUTION	656	M	-	-	-	-	100.0	100.0	-	-	-	-
VARIOUS NON-FOOD PRODUCTS	64/653-656	M	-	-	-	-	100.0	100.0	-	-	-	-
RETAIL TRADE		F	-	-	-	-	100.0	100.0	-	-	-	-
		T	-	-	-	-	100.0	100.0	-	-	-	-



TAB.A5

EMPLOYES SELON L ACTIVITE, LE SEXE,  
LE SYSTEME DE REMUNERATION ET LE  
REGIME DE TRAVAIL

(%)

REGIME DE TRAVAIL TEMPS PARTIEL		ALLTYPES OF EMPLOYMENT		ENS. DES REGIMES DE TRAVAIL		S E X E	NACE	ACTIVITE		
SYSTEME DE REMUNERATION										
(°)	TOT. ENS.	PAID ON COMM.	REM. A LA COM.	NOT PAID ON COMM.	NON REM A LA COM.	(°)	TOT. ENS.			
100.0	100.0	-	-	-	-	100.0	100.0	M	611	MAT. PREM. AGR.,
100.0	100.0	-	-	-	-	100.0	100.0	F		ANIMAUX,
100.0	100.0	-	-	-	-	100.0	100.0	T		TEXTILES
100.0	100.0	-	-	-	-	100.0	100.0	M	612	COMBUSTIBLES,
100.0	100.0	-	-	-	-	100.0	100.0	F		MINERAIS,
100.0	100.0	-	-	-	-	100.0	100.0	T		PR. CHIMIQUES
100.0	100.0	-	-	-	-	100.0	100.0	M	613	BOIS, MATERIAUX
100.0	100.0	-	-	-	-	100.0	100.0	F		DE CONSTR.
100.0	100.0	-	-	-	-	100.0	100.0	T		
100.0	100.0	-	-	-	-	100.0	100.0	M	614	MACHINES,
100.0	100.0	-	-	-	-	100.0	100.0	F		VEHICULES
100.0	100.0	-	-	-	-	100.0	100.0	T		
100.0	100.0	-	-	-	-	100.0	100.0	M	615	MEUBLES,
100.0	100.0	-	-	-	-	100.0	100.0	F		ART. MENAGERS
100.0	100.0	-	-	-	-	100.0	100.0	T		QUINCAILLERIE
100.0	100.0	-	-	-	-	100.0	100.0	M	616	TEXTILE,
100.0	100.0	-	-	-	-	100.0	100.0	F		HABILLEMENT,
100.0	100.0	-	-	-	-	100.0	100.0	T		CHAUSSURES
100.0	100.0	-	-	-	-	100.0	100.0	M	617	PRODUITS ALIM.,
100.0	100.0	-	-	-	-	100.0	100.0	F		BOISSONS,
100.0	100.0	-	-	-	-	100.0	100.0	T		TABAC
100.0	100.0	-	-	-	-	100.0	100.0	M	617.6	PRODUITS DU
-	-	-	-	-	-	-	-	F		TABAC
-	-	-	-	-	-	-	-	T		
100.0	100.0	-	-	-	-	100.0	100.0	M	618	PR. PHARM.,
100.0	100.0	-	-	-	-	100.0	100.0	F		MEDICAUX,
100.0	100.0	-	-	-	-	100.0	100.0	T		D'ENTRETIEN
-	-	-	-	-	-	-	-	M	618.1	PRODUITS
-	-	-	-	-	-	-	-	F		PHARM.
-	-	-	-	-	-	-	-	T		
100.0	100.0	-	-	-	-	100.0	100.0	M	619	AUTRES COMMERCES
100.0	100.0	-	-	-	-	100.0	100.0	F		DE GROS
100.0	100.0	-	-	-	-	100.0	100.0	T		
-	-	-	-	-	-	-	-	M	619.1/2	PAPIER, LIVRES,
-	-	-	-	-	-	-	-	F		JOURNEAUX
-	-	-	-	-	-	-	-	T		
100.0	100.0	-	-	-	-	100.0	100.0	M	61	COMMERCE DE GROS
100.0	100.0	-	-	-	-	100.0	100.0	F		
100.0	100.0	-	-	-	-	100.0	100.0	T		
100.0	100.0	-	-	-	-	100.0	100.0	M	641/642	PR. ALIMENTAIRES,
100.0	100.0	-	-	-	-	100.0	100.0	F		BOISSONS,
100.0	100.0	-	-	-	-	100.0	100.0	T		TABAC
100.0	100.0	-	-	-	-	100.0	100.0	M	643	PHARMACIES
100.0	100.0	-	-	-	-	100.0	100.0	F		
100.0	100.0	-	-	-	-	100.0	100.0	T		
100.0	100.0	-	-	-	-	100.0	100.0	M	644	ART. MEDICAUX,
100.0	100.0	-	-	-	-	100.0	100.0	F		PRODUITS
100.0	100.0	-	-	-	-	100.0	100.0	T		D'ENTRETIEN
100.0	100.0	-	-	-	-	100.0	100.0	M	645	ARTICLES
100.0	100.0	-	-	-	-	100.0	100.0	F		D'HABILLEMENT
100.0	100.0	-	-	-	-	100.0	100.0	T		
100.0	100.0	-	-	-	-	100.0	100.0	M	646	CHAUSSURES,
100.0	100.0	-	-	-	-	100.0	100.0	F		MARQUINERIE
100.0	100.0	-	-	-	-	100.0	100.0	T		
100.0	100.0	-	-	-	-	100.0	100.0	M	647	TISSUS
100.0	100.0	-	-	-	-	100.0	100.0	F		D'AMEUBLEMENT
100.0	100.0	-	-	-	-	100.0	100.0	T		
100.0	100.0	-	-	-	-	100.0	100.0	M	648/649	EQUIPEMENT DU
100.0	100.0	-	-	-	-	100.0	100.0	F		FOYER
100.0	100.0	-	-	-	-	100.0	100.0	T		
100.0	100.0	-	-	-	-	100.0	100.0	M	653	LIVRES, JOURN.,
100.0	100.0	-	-	-	-	100.0	100.0	F		PAPIER,
100.0	100.0	-	-	-	-	100.0	100.0	T		EQ. BUREAU
100.0	100.0	-	-	-	-	100.0	100.0	M	654/655	AUTRES COMMERCES
100.0	100.0	-	-	-	-	100.0	100.0	F		DE DETAIL
100.0	100.0	-	-	-	-	100.0	100.0	T		
100.0	100.0	-	-	-	-	100.0	100.0	M	656	PRODUITS DIVERS
100.0	100.0	-	-	-	-	100.0	100.0	F		NON ALIMENT.
100.0	100.0	-	-	-	-	100.0	100.0	T		
100.0	100.0	-	-	-	-	100.0	100.0	M	64/653-	COMMERCE DE
100.0	100.0	-	-	-	-	100.0	100.0	F	656	DETAIL
100.0	100.0	-	-	-	-	100.0	100.0	T		

TAB.A6

AGE : MEAN (M) AND COEFFICIENT OF VARIATION (CV) ACCORDING TO ACTIVITY, SEX, QUALIFICATION AND TYPE OF EMPLOYMENT

M TYPE OF EMPLOYMENT: FULL-TIME										
ACTIVITY	NACE	SEX	QUALIFICATION							TOG. ENS.
			1A	1B	2	3	4	5	(*)	
AGRIC. PRIMARY PROD., LIVE-STOCK, TEXT.	611	M	42.8	39.8	37.1	37.2	34.2	35.4	-	36.1
		F	-	-	30.5#	23.7	21.9	27.6	-	23.8
FUELS, ORES, INDUSTRIAL CHEMICALS	612	M	42.8	39.7	36.8	35.7	32.5	33.5	-	34.7
		F	44.9	40.6	38.1	35.4	35.2	36.8	-	37.0
TIMBER, BUILDING MATERIALS	613	M	-	30.0#	32.0	25.1	21.1	-	24.3	
		F	45.0	40.0	37.4	33.4	31.9	36.7	-	35.0
MACHINERY, EQUIPMENTS, VEHICLES	614	M	44.5	38.8	36.7	35.0	33.6	30.0	-	34.9
		F	43.4	37.8	35.8	32.9	31.2	34.0	-	33.8
FURNITURE, HSEND. GOODS.	615	M	-	28.7#	30.6	25.0	22.3	-	24.8	
		F	43.3	37.4	35.3	32.1	28.4	34.0	-	32.7
TEXTILES, CLOTHING, FOOTWR., LEATHERWARE	616	M	42.5	37.9	35.9	34.3	31.8	31.3	-	34.3
		F	42.3	37.5	34.7	33.2	28.2	30.8	-	32.6
FOOD, DRINK, TOBACCO	617	M	44.3	40.0	37.0	35.5	33.3	32.3	-	35.9
		F	42.6	37.2	34.1	34.1	31.6	28.9	-	33.4
TOBACCO PRODUCTS	617.6	M	42.6	36.8	36.6	32.5	28.5	28.4	-	31.8
		F	-	-	-	-	-	-	-	-
PHARMACEUTICAL, MEDICAL GDS., CLEANING MAT.	618	M	-	-	-	-	-	-	-	-
		F	42.8	38.7	33.3	33.0	32.8	35.0	-	34.3
PHARMACEUTICALS	618.1	M	42.4	38.5	32.5	30.9	27.8	30.0	-	31.8
		F	-	-	-	-	-	-	-	-
OTHER WHOLESALE DISTRIBUTION	619	M	-	-	-	-	-	-	-	-
		F	41.0	39.0	36.0	34.4	31.6	30.9	-	34.4
PAPER, BOOKS, STATIONERY, NEWSPAPERS	619.1/2	M	41.0	31.6#	26.5	26.4	23.3	23.2	-	24.9
		F	-	38.4	34.8	32.8	28.7	28.9	-	32.4
WHOLESALE TRADE	61	M	-	-	-	-	-	-	-	-
		F	43.2	38.6	36.2	34.2	32.5	31.6	-	34.5
FOOD, DRINK, TOBACCO	641/642	M	40.8	31.2	28.5	24.9	21.8	24.2	-	23.9
		F	43.1	38.1	35.5	32.8	30.2	30.7	-	32.9
DISPENSING CHEMISTS	643	M	38.3	36.6	35.2	30.4	24.3	-	28.4	
		F	-	35.5#	30.1#	23.2	18.1	-	-	20.1
MEDICAL GOODS, COSMETICS, CLEANING MAT.	644	M	38.5	36.5	34.9	28.5	21.3	-	24.7	
		F	41.1	33.9	40.3	38.1	40.9	-	-	38.8
CLOTHING	645	M	38.7	29.9	26.4	25.0	22.1	-	25.5	
		F	40.3	31.1	27.6	25.8	29.5	-	-	28.0
FOOTWEAR, LEATHER GOODS	646	M	40.3	30.3	31.2	32.1	23.6	-	30.3	
		F	-	26.3#	22.8	22.8	20.9	-	-	21.9
FURN. FABRICS, HOUSEHOLD TEXTILES	647	M	40.3	30.7	29.9	27.5	21.5	-	25.4	
		F	40.4	35.7	36.5	34.4	31.8	-	-	34.3
HOUSEHOLD FITMENTS, APPLIANCES	648/649	M	-	37.6#	38.1	31.0	23.4	-	25.9	
		F	40.0	36.2	36.9	32.7	25.6	-	-	29.3
BOOKS, NEWSPPRS., STATIONERY, OFFICE SUPPS.	653	M	45.1	37.8	35.8	31.4	25.3	-	32.6	
		F	39.0	35.1	35.2	24.5	18.2	-	-	18.6
OTHER RETAIL DISTRIBUTION	654/655	M	39.0	43.3	38.7	32.8	27.7	-	24.3	
		F	38.4	42.0	37.5	32.7	26.8	-	-	26.9
VARIOUS NON-FOOD PRODUCTS	656	M	38.9	36.0	34.7	32.0	27.8	-	31.0	
		F	40.1	35.4#	32.1	27.9	20.2	-	-	22.9
RETAIL TRADE	64/653-656	M	40.1	35.9	34.4	31.3	24.8	-	28.9	
		F	44.7	35.3	35.9	31.3	28.4	-	-	32.0
		M	44.6	34.5	35.8	30.4	24.8	-	24.2	
		F	41.0	38.7	35.8	31.6	28.7	-	-	31.6
		M	41.9	38.3#	33.7#	25.3	23.0	-	24.6	
		F	40.7#	38.7	35.7	30.3	26.5	-	-	28.7
		M	40.7#	38.2	38.3	34.9	30.2	-	33.5	
		F	-	38.1#	35.7	30.2	25.0	-	-	26.9
		M	40.3	37.0	36.1	32.1	27.8	-	30.5	
		F	40.3	35.2	31.5	27.2	21.5	-	-	23.5
		M	40.3	36.8	35.1	30.4	24.1	-	27.8	
		F	-	-	-	-	-	-	-	27.8

TAB.A6

AGE : MOYENNE (M) ET COEFFICIENT  
DE VARIATION (CV) SELON L'ACTIVITE,  
LE SEXE, LA QUALIFICATION ET  
LE REGIME DE TRAVAIL

REGIME DE TRAVAIL : TEMPS PLEIN

CV

QUALIFICATION								TOG. ENS.	SEX E	NACE	ACTIVITE
1A	1B	2	3	4	5	(*)					
22.2	27.6	29.3	32.5	39.8	42.3	-	35.8	M	611	MAT. PREM. AGR.,	
		43.1#	45.6	45.7	50.7	-	48.2	F		ANIMAUX,	
22.1	28.0	30.1	35.5	42.6	45.1	-	38.5	T		TEXTILES	
20.6	24.5	27.4	32.6	36.9	35.9	-	32.1	M	612	COMBUSTIBLES,	
	37.9#	40.1	38.6	38.0	-	-	42.5	F		MINERAIS,	
20.5	25.9	29.0	35.8	42.2	36.2	-	35.9	T		PR. CHIMIQUES	
22.8	26.9	27.5	33.9	38.0	43.8	-	35.1	M	613	BOIS, MATERIAUX	
	37.7#	36.9	42.1	35.8	-	-	43.4	F		DE CONSTR.	
22.8	27.7	28.5	35.6	40.6	43.9	-	37.0	T			
22.4	25.0	26.9	32.0	40.7	40.8	-	33.4	M	614	MACHINES,	
	34.3#	38.5	37.4	42.1	-	-	42.0	F		VEHICULES	
23.2	25.6	28.1	33.3	42.9	40.6	-	35.4	T			
22.0	26.6	28.1	31.9	38.9	44.2	-	33.6	M	615	MEUBLES,	
	39.1#	43.2	42.3	43.1	46.3#	-	43.6	F		ART. MENAGERS	
22.1	27.4	30.9	34.1	42.7	44.8	-	36.8	T		QUINCAILLERIE	
22.5	25.9	26.5	32.4	37.9	46.8	-	33.6	M	616	TEXTILE,	
	38.9#	36.5	42.1	44.6	47.6	-	44.3	F		HABILLEMENT,	
22.4	28.6	28.0	36.2	43.9	50.4	-	38.8	T		CHAUSSURES	
24.8	27.4	29.0	34.3	41.9	46.8	-	38.1	M	617	PRODUITS ALIM.,	
	33.1#	48.8#	41.6	40.6	42.3	-	42.7	F		BOISSONS,	
24.8	28.0	30.7	37.0	44.6	46.7	-	40.6	T		TABAC	
								M	617.6	PRODUITS DU	
								F		TABAC	
								T			
22.7	24.8	28.1	32.2	40.0	41.6	-	32.1	M	618	PR. PHARM.,	
	32.0	36.4	34.5	38.9	36.5	-	38.5	F		MEDICAUX,	
23.5	25.5	29.7	34.9	45.2	47.2	-	36.1	T		D'ENTRETIEN	
								M	618.1	PRODUITS	
								F		PHARM.	
								T			
27.9	27.1	27.5	33.0	41.4	46.8	-	35.2	M	619	AUTRES COMMERCES	
	41.2#	42.0	46.2	45.5	41.8	-	45.9	F		DE GROS	
27.6	28.8	30.1	36.2	44.8	47.4	-	38.8	T			
								M	619.1/2	PAPIER, LIVRES,	
								F		JOURNEAUX	
								T			
23.4	26.1	27.9	32.9	40.0	44.6	-	34.8	M	61	COMMERCE DE GROS	
29.8	38.4	41.3	40.8	42.4	45.8	-	43.4	F			
23.6	27.1	29.6	35.2	43.3	45.5	-	37.5	T			
26.4	30.0	29.7	38.0	50.5	-	-	43.9	M	641/642	PR. ALIMENTAIRES,	
	31.3#	31.7#	43.0	39.7	-	-	42.2	F		BOISSONS,	
26.9	30.2	30.0	40.7	47.8	-	-	47.1	T		TABAC	
28.2	25.8	31.4	35.7	32.9	-	-	32.3	M	643	PHARMACIES	
29.6	43.9	41.3	42.1	47.1	-	-	43.2	F			
28.8	38.0	42.5	43.5	50.4	-	-	45.0	T			
27.5	32.2	28.5	35.2	39.7	-	-	37.4	M	644	ART. MEDICAUX,	
		31.0#	42.7	40.5	-	-	41.9	F		PRODUITS	
26.5	33.7	30.0	42.0	40.6	-	-	43.1	T		D'ENTRETIEN	
28.5	29.6	28.3	34.5	45.2	-	-	37.2	M	645	ARTICLES	
	31.3#	30.1	42.7	46.7	-	-	47.4	F		D'HABILLEMENT	
28.3	30.2	28.7	38.7	48.7	-	-	44.9	T			
24.7	29.8	33.4	38.8	49.8	-	-	40.7	M	646	CHAUSSURES,	
	24.8#	48.4#	44.0	29.5	-	-	38.2	F		MAROQUINERIE	
24.5	31.6	34.6	42.8	38.3	-	-	48.3	T			
29.1	25.2	31.1	35.0	41.0	-	-	38.6	M	647	TISSUS	
			40.1	46.2	-	-	45.5	F		D'AMEUBLEMENT	
28.8	28.2	32.3	35.7	42.7	-	-	40.4	T			
25.4	29.7	28.9	33.7	43.6	-	-	37.6	M	648/649	EQUIPEMENT DU	
	37.3#	26.1	43.2	41.5	-	-	45.5	F		FOYER	
25.1	30.6	28.7	35.6	46.0	-	-	41.4	T			
24.5	30.3	30.7	37.0	43.0	-	-	38.8	M	653	LIVRES, JOURN.,	
		29.1	43.7	42.1	-	-	45.2	F		PAPIER,	
23.8	31.8	30.5	39.4	45.6	-	-	43.0	T		EQ. BUREAU	
22.1	26.4	28.5	34.5	42.0	-	-	37.0	M	654/655	AUTRES COMMERCES	
	26.3#	35.8#	51.1	43.3	-	-	47.3	F		DE DETAIL	
22.3	26.4	28.3	38.5	43.9	-	-	40.7	T			
29.1#	27.4	27.7	34.4	44.2	-	-	38.4	M	656	PRODUITS DIVERS	
	28.8#	33.8	42.5	50.4	-	-	48.4	F		NON ALIMENT.	
29.1#	27.5	28.4	38.2	48.2	-	-	43.7	T			
27.0	28.0	28.4	36.1	47.2	-	-	40.4	M	64/653-	COMMERCE DE	
26.0	34.9	37.9	45.0	46.4	-	-	47.7	F	656	DETAIL	
26.9	28.9	31.6	39.6	48.8	-	-	45.4	T			

TAB.A6

AGE : MEAN (M) AND COEFFICIENT OF VARIATION (CV) ACCORDING TO ACTIVITY, SEX, QUALIFICATION AND TYPE OF EMPLOYMENT

		M TYPE OF EMPLOYMENT: PART-TIME									
ACTIVITY	NACE	SEX	QUALIFICATION							TOG. ENS.	
			1A	1B	2	3	4	5	(*)		
AGRIC. PRIMARY PROD., LIVE-STOCK, TEXT.	611	M	-	-	-	42.2#	39.2#	-	-	-	38.5#
		F	-	-	-	28.2#	30.6	40.9	-	-	32.6
FUELS, ORES, INDUSTRIAL CHEMICALS	612	M	-	-	-	33.3	31.6	39.4	-	-	33.7
		F	-	-	40.0#	32.8	32.3	41.3#	-	-	33.6
TIMBER, BUILDING MATERIALS	613	M	-	-	38.1#	33.9	32.8	40.9#	-	-	34.2
		F	-	-	-	44.7#	31.5#	-	-	-	34.1#
MACHINERY, EQUIPMENTS, VEHICLES	614	M	-	-	-	32.7	34.3	40.0	-	-	34.6
		F	-	-	-	34.8	33.5	38.2	-	-	34.5
FURNITURE, HSEHD. GOODS	615	M	-	-	37.8#	35.0	34.3	42.1#	-	-	35.2
		F	-	-	37.9#	30.7	32.8	37.0	-	-	33.1
HARDWARE	616	M	-	-	39.5	31.3	33.5	39.6	-	-	34.2
		F	-	-	37.9#	30.7	32.8	37.0	-	-	33.1
TEXTILES, CLOTHING, FOOTWR.	616	M	-	44.8#	40.0#	32.9	34.5	35.1	-	-	35.8
		F	-	44.8#	38.8#	33.4	34.6	36.8	-	-	36.1
LEATHERWARE	617	M	-	-	-	35.9	32.5#	-	-	-	35.4
		F	-	-	-	34.7	31.5	32.0	-	-	33.0
FOOD, DRINK, TOBACCO	617.6	M	-	46.7#	41.5#	34.3	32.9	32.2	-	-	33.7
		F	-	-	-	-	-	-	-	-	-
TOBACCO PRODUCTS	618	M	-	-	-	-	-	-	-	-	-
		F	-	-	-	-	-	-	-	-	-
PHARMACEUTICAL, MEDICAL GDS., CLEANING MAT.	618.1	M	-	40.6	32.0	32.8	40.1#	43.4#	-	-	39.5
		F	-	39.2	31.6	33.0	34.3	39.8	-	-	34.3
PHARMACEUTICALS	619	M	-	-	-	-	-	-	-	-	-
		F	-	-	-	-	-	-	-	-	-
OTHER WHOLESALE DISTRIBUTION	619.1/2	M	-	42.0#	-	40.8#	36.8#	37.8#	-	-	38.1
		F	-	36.5#	33.8#	32.0	35.2	35.3	-	-	34.6
PAPER, BOOKS, STATIONERY, NEWSPAPERS	61	M	-	37.9#	33.6#	32.8	35.4	35.7	-	-	35.0
		F	-	-	-	-	-	-	-	-	-
WHOLESALE TRADE	61	M	47.1	42.5	40.9	38.7	35.9	38.0	-	-	37.5
		F	-	41.3	36.7	33.0	33.3	36.5	-	-	34.0
FOOD, DRINK, TOBACCO	641/642	M	39.2#	41.6	37.7	33.7	33.8	36.9	-	-	34.6
		F	-	-	-	-	17.0	-	-	-	17.2
DISPENSING CHEMISTS	643	M	-	-	-	25.2	23.8	-	-	-	23.9
		F	-	-	-	23.7	21.2	-	-	-	21.3
MEDICAL GOODS, COSMETICS, CLEANING MAT.	644	M	-	34.8#	32.2	31.0	31.3	-	-	-	33.0
		F	-	35.9#	32.3	31.1	31.5	-	-	-	31.4
CLOTHING	645	M	-	-	-	33.3#	27.8	-	-	-	29.3
		F	-	-	-	33.4#	27.7	-	-	-	29.8
FOOTWEAR, LEATHER GOODS	646	M	-	-	38.6#	34.8	33.0	-	-	-	28.1
		F	-	-	-	35.6	33.6	-	-	-	33.8
FURN. FABRICS, HOUSEHOLD TEXTILES	647	M	-	-	-	34.8	35.4	-	-	-	33.3
		F	-	-	-	37.3	34.7	-	-	-	30.5
HOUSEHOLD FITMENTS, APPLIANCES	648/649	M	-	-	40.6	34.1	29.6	-	-	-	29.6
		F	-	-	35.1#	34.1	29.2	-	-	-	30.4
BOOKS, NEWSPRS., STATIONERY, OFFICE SUPPS.	653	M	-	-	-	38.2#	29.6#	-	-	-	30.3
		F	-	-	-	34.5	33.3	-	-	-	31.4
OTHER RETAIL DISTRIBUTION	654/655	M	-	-	-	34.9	32.7	-	-	-	33.5
		F	-	-	-	40.1#	32.7	-	-	-	33.2
VARIOUS NON-FOOD PRODUCTS	656	M	-	36.7#	-	37.9	32.8	-	-	-	39.6#
		F	-	37.6#	-	37.5	34.1	-	-	-	34.6
RETAIL TRADE	64/653-656	M	-	-	-	44.1	37.3	-	-	-	20.2
		F	-	-	-	42.8	35.3	-	-	-	38.1
		M	-	47.3#	35.1#	26.9	18.4	-	-	-	36.2
		F	-	32.2	33.4	34.7	29.9	-	-	-	19.3
		T	38.6#	36.1	33.6	33.6	27.1	-	-	-	30.5

TAB.A6

AGE : MOYENNE (M) ET COEFFICIENT DE VARIATION (CV) SELON L ACTIVITE, LE SEXE, LA QUALIFICATION ET LE REGIME DE TRAVAIL

REGIME DE TRAVAIL: TEMPS PARTIEL

CV

QUALIFICATION								SEX	NACE	ACTIVITE
1A	1B	2	3	4	5	(*)	TOT. ENS.			
			25.8#	40.8#			39.7#	M	611	MAT. PREM. AGR., ANIMAUX, TEXTILES
			36.5#	40.3	28.0		38.9	F		
			37.6	41.5	34.2		38.7	T		
			36.8#	43.6#			42.1	M	612	COMBUSTIBLES, MINERAIS, PR. CHIMIQUES
		33.3#	40.0	40.0	29.9#		37.9	F		
		31.5#	34.4	40.9	38.4#		39.1	T		
			34.7#	53.5#			51.2#	M	613	BOIS, MATERIAUX DE CONSTR.
			32.3	33.8	26.4		32.7	F		
			35.8	40.1	36.3		38.7	T		
			30.5#	50.6#			43.3	M	614	MACHINES, VEHICULES
			33.0	35.8	23.8#		34.8	F		
		31.5#	33.2	39.5	38.0#		37.6	T		
				44.2#	30.2#		40.2	M	615	MEUBLES, ART. MENAGERS
		28.6#	31.5	35.6	24.6		33.8	F		
		29.1	35.0	37.6	28.8		36.2	T		
			34.4#	50.3#	35.4#		41.0	M	616	TEXTILE, HABILLEMENT, CHAUSSURES
	25.7#	29.0#	31.1	34.2	36.2		34.2	F		
	26.1#	30.2#	32.0	35.9	36.6		35.3	T		
				42.8	50.6#		44.5	M	617	PRODUITS ALIM., BOISSONS, TABAC
	26.8#	32.4#	29.6	40.9	38.3		37.5	F		
			32.0	42.2	43.2		40.0	T		
								M	617.6	PRODUITS DU TABAC
								F		
				43.9#	33.6#		38.4	M	618	PR. PHARM., MEDICAUX, D'ENTRETIEN
	35.2	25.7	32.6	35.0	31.0		34.8	F		
	31.7	25.5	32.9	36.5	31.7		35.7	T		
								M	618.1	PRODUITS PHARM.
								F		
								T		
	40.6#		40.6#	41.5#	49.9#		44.6	M	619	AUTRES COMMERCES DE GROS
	34.8#		33.5	35.2	27.3		32.9	F		
	37.2#	33.3#	35.6	36.0	32.7		35.1	T		
								M	619.1/2	PAPIER, LIVRES, JOURNAUX
								F		
								T		
21.2	30.1	29.9	38.1	46.7	47.6		43.9	M	61	COMMERCE DE GRDS
	32.5	31.9	32.6	36.8	31.7		35.1	F		
37.7#	31.9	31.8	34.1	39.1	37.0		37.5	T		
				44.1			45.4	M	641/642	PR. ALIMENTAIRES, BOISSONS, TABAC
			46.5	52.4			52.0	F		
			51.6	53.4			53.3	T		
				54.7#			53.0	M	643	PHARMACIES
	53.5#	38.9	41.0	45.7			42.5	F		
	52.8#	39.0	41.5	47.7			43.8	T		
			29.1#	40.9			39.2	M	644	ART. MEDICAUX, PRODUITS D'ENTRETIEN
			29.8#	41.4			40.6	F		
				52.0			53.2	T	645	ARTICLES D'HABILLEMENT
			36.4	40.0			39.7	M		
		35.9#	38.5	41.0			40.9	F		
				31.0			47.7	T	646	CHAUSSURES, MAROQUINERIE
			35.6	52.5			51.0	M		
		34.8#	37.1	52.8			51.4	F		
							47.7#	T	647	TISSUS D'AMEUBLEMENT
			25.4	35.9			33.9	M		
			29.3	37.4			35.3	F		
			43.4#	56.2			51.5	T	648/649	EQUIPEMENT DU FOYER
		21.8	33.8	45.5			43.5	M		
		30.1#	36.0	46.6			44.6	F		
			43.1#	57.0#			54.6	T		
			36.7	39.0			38.5	M	653	LIVRES, JOURN., PAPIER, EQ. BUREAU
			37.7	42.0			41.1	F		
				41.4#			41.9#	T	654/655	AUTRES COMMERCES DE DETAIL
	34.8#		33.6	38.5			37.3	M		
	35.0#		35.4	40.2			38.6	F		
				46.8			53.3	T	656	PROUITS DIVERS NON ALIMENT.
			27.4	37.2			36.3	M		
			30.4	41.4			40.4	F		
	29.9#	39.1#	58.4	51.5			55.3	T	64/653-656	COMMERCE DE DETAIL
	42.5	38.1	39.7	47.9			46.9	M		
39.0#	42.4	38.3	42.6	52.3			51.4	F		
								T		

TAB.A6

AGE : MEAN (M) AND COEFFICIENT OF VARIATION (CV) ACCORDING TO ACTIVITY, SEX, QUALIFICATION AND TYPE OF EMPLOYMENT

M TYPE OF EMPLOYMENT: ALL TYPES OF EMPLOYMENT

ACTIVITY	NACE	SEX	QUALIFICATION							TOG. ENS.
			1A	1B	2	3	4	5	(*)	
AGRIC. PRIMARY PROD., LIVE-STOCK, TEXT. FUELS, DRES.	611	M	42.8	39.8	37.0	37.3	34.2	35.3	-	36.1
		F		36.7#	30.9#	24.7	24.7	32.7	-	26.5
		T	42.7	38.7	36.7	35.6	32.5	34.4	-	34.6
INDUSTRIAL CHEMICALS	612	M	45.0	40.6	38.1	35.5	35.2	36.8	-	37.0
		F		31.2#	33.4	26.8	25.0	39.3#	-	27.0
		T	45.0	40.0	37.5	33.4	32.0	37.0	-	34.9
TIMBER, BUILDING MATERIALS	613	M	44.6	38.7	36.7	35.1	33.6	35.7	-	34.9
		F		38.7#	29.3	26.8	24.6	35.7	-	26.6
		T	44.5	38.7	36.2	34.1	32.1	30.9	-	33.8
MACHINERY, EQUIPMENTS, VEHICLES	614	M	43.4	37.4	35.8	33.0	31.4	34.6	-	33.9
		F		29.2#	31.1	27.8	26.3	41.2	-	27.6
		T	43.4	37.4	35.4	32.2	30.0	35.0	-	32.9
FURNITURE, HSEHD. GOODS, HARDWARE	615	M	42.4	37.9	36.0	34.3	32.0	32.1	-	34.4
		F		29.0#	28.3	26.6	25.7	32.5	-	26.6
		T	42.2	37.5	34.9	33.1	29.8	32.2	-	32.7
TEXTILES, CLOTHING, FOOTWR., LEATHERWARE	616	M	44.6	40.0	37.0	35.5	33.4	33.0	-	36.0
		F		38.1#	32.0	27.5	27.3	28.1	-	28.5
		T	44.6	39.5	36.4	33.3	30.2	31.2	-	33.4
FOOD, DRINK, TOBACCO	617	M	42.6	37.3	37.3	34.1	31.8	29.1	-	33.5
		F		34.2#	29.5#	26.7	23.7	27.5	-	25.5
		T	42.6	37.1	36.7	32.6	28.8	28.8	-	32.0
TOBACCO PRODUCTS	617.6	M	-	-	-	-	-	-	-	-
		F	-	-	-	-	-	-	-	-
		T	-	-	-	-	-	-	-	-
PHARMACEUTICAL, MEDICAL GDS., CLEANING MAT.	618	M	42.8	38.7	33.3	33.1	33.1	35.8	-	34.3
		F		36.6	27.9	26.8	26.2	30.2	-	27.2
		T	40.8	38.5	32.5	31.1	29.3	33.0	-	32.1
PHARMACEUTICALS	618.1	M	-	-	-	-	-	-	-	-
		F	-	-	-	-	-	-	-	-
		T	-	-	-	-	-	-	-	-
OTHER WHOLESALE DISTRIBUTION	619	M	41.1	39.1	36.0	34.4	31.7	31.5	-	34.5
		F		32.8	27.8	27.8	27.0	32.8	-	28.2
		T	41.1	38.3	34.9	32.9	29.7	32.0	-	32.7
PAPER, BOOKS, STATIONERY, NEWSPAPERS	619.1/2	M	-	-	-	-	-	-	-	-
		F	-	-	-	-	-	-	-	-
		T	-	-	-	-	-	-	-	-
WHOLESALE TRADE	61	M	43.2	38.6	36.3	34.2	32.6	32.0	-	34.6
		F		38.1#	33.7	29.8	27.1	25.6	-	27.1
		T	43.0	38.2	35.6	32.9	30.6	31.8	-	33.1
FOOD, DRINK, TOBACCO	641/642	M	38.3	36.3	35.2	30.0	20.6	-	-	24.7
		F		34.2#	29.3#	23.7	21.6	-	-	22.0
		T	38.5	35.9	34.8	28.0	21.2	-	-	23.3
DISPENSING CHEMISTS	643	M	39.6	34.9	40.2	37.8	37.1	-	-	37.8
		F		31.2	28.5	27.3	28.6	-	-	28.2
		T	38.8	32.2	29.2	27.9	30.8	-	-	29.5
MEDICAL GOODS, COSMETICS, CLEANING MAT.	644	M	40.3	30.3	32.5	32.2	23.7	-	-	30.4
		F		-	26.0#	24.7	22.3	-	-	23.2
		T	40.3	31.3	30.7	27.9	22.6	-	-	25.9
CLOTHING	645	M	40.6	37.0	36.6	34.1	30.8	-	-	33.7
		F		36.6#	33.6#	32.3	28.5	-	-	29.5
		T	40.2	36.0	36.9	33.1	28.9	-	-	30.7
FOOTWEAR, LEATHER GOODS	646	M	45.1	37.9	35.6	31.5	23.9	-	-	31.8
		F		28.1#	30.3#	25.8	21.8	-	-	22.6
		T	45.1	35.1	35.2	28.5	22.1	-	-	25.2
FURN. FABRICS, HOUSEHOLD TEXTILES	647	M	39.0	43.8	38.4	33.2	27.5	-	-	32.1
		F		37.6#	28.1#	32.0	29.9	-	-	30.9
		T	39.4	42.1	36.7	33.1	28.6	-	-	31.7
HOUSEHOLD FITMENTS, APPLIANCES	648/649	M	39.9	36.5	34.5	32.1	27.7	-	-	31.1
		F		34.2#	33.8	29.9	24.2	-	-	25.9
		T	40.1	36.2	34.4	31.6	25.9	-	-	29.1
BOOKS, NEWSPRS., STATIONERY, OFFICE SUPPS.	653	M	45.0	35.3	35.8	31.6	28.5	-	-	32.0
		F		24.7#	36.1	31.0	26.7	-	-	28.1
		T	44.9	34.1	35.9	31.4	27.4	-	-	30.0
OTHER RETAIL DISTRIBUTION	654/655	M	41.2	39.1	35.9	31.6	29.4	-	-	31.9
		F		37.1	35.1#	28.6	26.4	-	-	28.1
		T	42.1	38.4	35.9	31.1	28.0	-	-	30.6
VARIOUS NON-FOOD PRODUCTS	656	M	40.7#	38.2	38.5	34.7	28.6	-	-	32.3
		F		37.6#	35.5	35.1	31.6	-	-	32.4
		T	40.7#	38.1	37.6	34.9	30.6	-	-	32.3
RETAIL TRADE	64/653-656	M	40.3	37.3	36.1	31.9	24.8	-	-	29.2
		F		38.9	34.3	32.0	25.8	-	-	26.7
		T	40.3	36.7	35.0	30.9	25.4	-	-	27.8

TAB.A6

AGE : MOYENNE (M) ET COEFFICIENT  
DE VARIATION (CV) SELON L ACTIVITE,  
LE SEXE, LA QUALIFICATION ET  
LE REGIME DE TRAVAIL

REGIME DE TRAVAIL : ENS. DES REGIMES DE TRAVAIL CV

QUALIFICATION								S E X E	NACE	ACTIVITE
1A	1B	2	3	4	5	(*)	TOT. ENS.			
22.2	27.6	29.5	32.4	39.9	42.9	-	35.9	M	611	MAT. PREM. AGR.,
	37.2#	39.1#	43.9	46.7	45.0	-	47.3	F		ANIMAUX,
22.4	28.0	30.2	35.6	42.5	43.7	-	38.6	T		TEXTILES
20.6	24.5	27.3	32.7	37.2	36.7	-	32.3	M	612	COMBUSTIBLES,
	38.6#	39.8	38.9	45.7	34.5#	-	43.9	F		MINERAIS,
20.5	25.9	29.1	35.7	42.0	36.6	-	36.1	T		PR. CHIMIQUES
22.8	27.1	27.5	34.0	38.4	44.6	-	35.4	M	613	BOIS, MATERIAUX
	37.7#	35.9	41.1	44.5	35.1	-	43.9	F		DE CONSTR.
23.0	28.0	28.4	35.7	40.5	43.7	-	37.1	T		
22.3	25.0	26.9	32.0	41.2	42.0	-	33.7	M	614	MACHINES,
	34.5#	38.3	39.1	44.8	22.9	-	42.4	F		VEHICULES
23.1	25.9	28.2	33.4	42.8	41.2	-	35.6	T		
22.0	26.7	28.2	32.0	39.3	44.2	-	33.9	M	615	MEUBLES,
	37.7#	42.9	40.0	44.8	35.9	-	43.2	F		ART. MENAGERS
22.1	27.6	31.0	34.2	42.2	43.0	-	36.8	T		QUINCAILLERIE
22.6	26.0	26.6	32.4	38.5	46.4	-	33.9	M	616	TEXTILE,
	36.4#	36.9	40.4	44.6	47.9	-	44.2	F		HABILLEMENT,
22.4	28.9	28.1	35.9	42.6	47.5	-	38.4	T		CHAUSSURES
24.8	27.4	29.1	34.4	42.1	47.1	-	38.3	M	617	PRODUITS ALIM.,
	41.3#	47.5#	41.6	45.9	42.6	-	45.0	F		BOISSONS,
24.6	28.3	30.8	36.8	44.5	46.5	-	40.5	T	617.6	TABAC
	-	-	-	-	-	-	-	M		PRODUITS DU
	-	-	-	-	-	-	-	F		TABAC
	-	-	-	-	-	-	-	T		
22.7	24.8	28.1	32.2	40.5	41.3	-	32.3	M	618	PR. PHARM.,
	33.3	35.5	36.9	44.2	45.6	-	41.2	F		MEDICAUX,
28.3	25.7	29.6	34.8	44.1	44.1	-	36.1	T		D'ENTRETIEN
	-	-	-	-	-	-	-	M	618.1	PRODUITS
	-	-	-	-	-	-	-	F		PHARM.
	-	-	-	-	-	-	-	T		
28.0	27.3	27.5	33.2	41.5	47.7	-	35.5	M	619	AUTRES COMMERCES
	40.0	41.5	43.4	46.1	33.0	-	43.6	F		DE GROS
27.6	29.1	30.2	36.2	44.0	42.5	-	38.4	T		
	-	-	-	-	-	-	-	M	619.1/2	PAPIER, LIVRES,
	-	-	-	-	-	-	-	F		JOURNEAUX
	-	-	-	-	-	-	-	T		
23.4	26.2	28.0	33.0	40.3	45.2	-	35.0	M	61	COMMERCE DE GROS
35.3#	38.9	40.7	40.4	45.5	41.6	-	43.8	F		
23.8	27.3	29.7	35.1	42.9	44.5	-	37.6	T		
26.4	30.8	29.7	39.3	52.3	-	-	50.0	M	641/642	PR. ALIMENTAIRES,
	34.0#	32.2#	44.1	49.8	-	-	49.2	F		BOISSONS,
26.9	31.4	30.1	42.0	50.8	-	-	50.0	T		TABAC
29.4	28.7	32.0	39.2	43.5	-	-	38.9	M	643	PHARMACIES
27.5	48.1	41.6	43.2	48.7	-	-	44.3	F		
28.9	43.7	41.9	43.7	48.7	-	-	44.9	T		
27.5	32.2	32.2	35.2	40.4	-	-	37.9	M	644	ART. MEDICAUX,
	-	30.2#	42.8	42.7	-	-	43.2	F		PRODUITS
26.5	34.8	33.3	41.3	42.3	-	-	43.2	T		D'ENTRETIEN
28.7	31.5	28.2	35.4	46.8	-	-	38.9	M	645	ARTICLES
33.6#	37.3#	31.5	41.3	46.4	-	-	45.4	F		D'HABILLEMENT
29.4	33.4	29.1	38.8	46.6	-	-	43.8	T		
24.7	28.4	33.7	39.0	50.0	-	-	42.1	M	646	CHAUSSURES,
	24.2#	43.0#	43.4	50.2	-	-	49.4	F		MARQUINERIE
24.5	31.4	34.6	42.3	50.3	-	-	49.7	T		
29.1	23.9	31.7	35.4	41.2	-	-	38.9	M	647	TISSUS
	30.0#	30.2#	35.2	44.1	-	-	41.7	F		D'AMEUBLEMENT
28.8	26.2	33.3	35.3	42.8	-	-	38.8	T		
25.4	30.0	29.1	34.0	44.2	-	-	38.2	M	648/649	EQUIPEMENT DU
	37.9#	27.0	41.0	48.6	-	-	47.1	F		FOYER
25.1	31.0	28.8	35.7	46.9	-	-	42.1	T		
24.5	30.3	30.7	37.7	46.1	-	-	40.0	M	653	LIVRES, JOURN.,
	33.0#	30.6	41.6	46.4	-	-	45.2	F		PAPIER,
23.9	32.1	30.7	39.5	46.4	-	-	42.9	T		ED. BUREAU
21.9	26.7	28.5	34.9	43.2	-	-	37.6	M	654/655	AUTRES COMMERCES
	32.4	35.2#	47.9	45.2	-	-	46.2	F		DE DETAIL
22.1	28.9	29.3	38.8	44.4	-	-	40.9	T		
29.1#	27.4	27.7	35.0	48.9	-	-	40.8	M	656	PRODUITS DIVERS
	30.9#	34.1	40.5	46.4	-	-	45.0	F		NON ALIMENT.
29.1#	27.8	29.7	38.0	46.8	-	-	43.3	T		
27.1	29.4	29.5	37.0	51.6	-	-	44.9	M	64/653-	COMMERCE DE
28.3	37.2	38.0	44.7	50.7	-	-	49.4	F	656	DETAIL
27.2	31.0	32.1	40.4	51.0	-	-	47.5	T		

TAB.A7

LENGTH OF SERVICE IN ENTERPRISE :  
 MEAN (M) AND COEFFICIENT OF VARIATION  
 (CV) ACCORDING TO ACTIVITY, SEX,  
 QUALIFICATION AND TYPE OF EMPLOYMENT

M TYPE OF EMPLOYMENT: FULL-TIME										
ACTIVITY	NACE	SEX	QUALIFICATION							TOG. ENS.
			1A	1B	2	3	4	5	(*)	
AGRIC. PRIMARY	611	M	14.9#	11.7	10.4	8.6	6.1	5.4#	-	7.9
PROD., LIVE- STOCK, TEXT.		F	-	-	-	-	2.0#	-	-	2.9#
FUELS, ORES,	612	M	14.9#	11.5	10.3	8.0	5.6	4.9#	-	7.4
INDUSTRIAL		F	11.7#	10.5	9.4	7.3	5.7	4.6#	-	7.6
CHEMICALS		M	-	-	-	3.9#	2.1#	-	-	3.6#
TIMBER, BUILDING	613	M	11.6#	10.2	9.2	6.6	4.9	4.6#	-	7.0
MATERIALS		F	18.0	11.8	9.5	8.3	6.5	5.1#	-	8.0
MACHINERY,	614	M	-	-	-	4.6#	1.9#	-	-	3.4#
EQUIPMENTS,		T	18.1	11.6	9.2	7.9	5.9	5.0#	-	7.6
VEHICLES		F	11.6#	8.9	8.3	6.9	5.0	4.8#	-	6.9
FURNITURE, HSEHD.	615	M	-	-	-	-	2.1#	-	-	3.2#
GOODS,		F	11.6#	8.8	8.0	6.5	4.4	4.0#	-	6.5
HARDWARE		M	12.8#	10.0	8.3	7.3	5.7	3.6#	-	7.2
TEXTILES, CLOTH-	616	M	-	-	-	3.8#	2.4#	-	-	3.0
ING, FOOTWR.		F	12.8#	9.9	7.8	6.9	4.9	3.4#	-	6.6
LEATHERWARE		M	15.0	10.9	9.5	8.5	7.3	5.2#	-	8.7
FOOD, DRINK,	617	M	-	-	-	3.9#	3.2	-	-	3.3
TOBACCO		F	14.8	9.9	9.1	7.4	5.6	4.2#	-	7.3
TOBACCO	617.6	M	13.0#	9.2#	9.1	7.4	4.8	3.4#	-	6.4
PRODUCTS		F	-	-	-	6.8	4.3	3.2#	-	5.9
PHARMACEUTICAL	618	M	-	-	-	-	-	-	-	-
MEDICAL GDS.,		F	12.5#	9.9	6.2	6.3	5.5	5.0#	-	6.8
CLEANING MAT.		T	-	8.7#	-	2.8	2.2#	-	-	2.9
PHARMACEUTICALS	618.1	M	12.3#	9.8	5.9	5.4	4.0	4.1#	-	5.9
OTHER WHOLESALE	619	M	-	-	-	-	-	-	-	-
DISTRIBUTION		F	10.8#	9.8	8.6	7.2	5.3	3.9#	-	7.1
PAPER, BOOKS,	619.1/2	M	10.6#	9.7	8.0	6.4	4.4	3.7#	-	6.2
STATIONERY,		F	-	-	-	-	-	-	-	-
NEWSPAPERS		T	-	-	-	-	-	-	-	-
WHOLESALE TRADE	61	M	13.3	9.9	8.6	7.3	5.6	4.2	-	7.2
FOOD, DRINK,	641/642	F	-	6.7#	-	3.5	2.3	2.1#	-	3.1
TOBACCO		T	13.2	9.7	8.3	6.8	4.8	4.0	-	6.6
DISPENSING	643	M	-	-	10.3#	4.7	3.3#	-	-	4.8
CHEMISTS		F	-	-	10.1#	3.2#	1.6	-	-	2.0
MEDICAL GOODS,	644	M	-	-	5.1#	4.0	7.2#	-	-	7.1#
COSMETICS,		T	-	-	5.4	4.2	4.4#	-	-	4.3
CLEANING MAT.		F	-	-	-	6.0#	-	-	-	4.8
CLOTHING	645	M	15.0#	9.6#	11.1#	4.5#	1.7	-	-	4.9#
FOOTWEAR,	646	M	-	-	-	1.7	-	-	-	2.2#
LEATHER GOODS		F	14.7#	10.2#	11.0	8.0	7.6	-	-	8.9
FURN. FABRICS,	647	M	-	-	-	5.5	3.1	-	-	4.0
HOUSEHOLD		T	-	-	-	6.8	4.3	-	-	6.0
TEXTILES		F	-	-	11.9	7.0#	5.1#	-	-	8.6
HOUSEHOLD	648/649	M	-	-	-	3.9#	1.7	-	-	2.2
FITMENTS		F	-	-	11.6	5.5	2.2	-	-	4.5
APPLIANCES		M	-	-	13.3#	6.4	3.7#	-	-	6.6
BOOKS, NEWSPRS.,	653	M	13.7#	13.5#	12.5#	6.3	3.5#	-	-	3.8#
STATIONERY,		F	10.2#	8.8#	6.4#	5.5	3.2	-	-	2.5
OFFICE SUPPS.		T	16.1#	8.7#	8.4#	5.7#	4.4#	-	-	4.8
OTHER RETAIL	654/655	M	-	-	-	5.1#	1.8#	-	-	3.1#
DISTRIBUTION		F	16.0#	8.5#	8.9#	5.5	3.0	-	-	5.2
VARIQUS NON-FOOD	656	M	12.2#	9.0#	7.3#	5.6	4.0	-	-	5.6
PRODUCTS		T	12.1#	8.3#	7.3#	3.7#	2.0#	-	-	2.9
RETAIL TRADE	64/653-656	M	-	-	-	5.2	3.2	-	-	4.8
		F	-	11.6	12.1	9.1	6.0	-	-	8.3
		T	-	11.8	11.8	7.3#	3.7	-	-	5.0
		M	11.4	9.9	10.1	6.2	4.6	-	-	6.4
		F	-	9.9#	7.4	4.8	2.4	-	-	3.3
		T	11.2	9.8	9.5	5.7	3.3	-	-	5.0



TAB.A7

ANCIENNETE DANS L ENTREPRISE:  
MOYENNE (M) ET COEFFICIENT DE  
VARIATION (CV) SELON L ACTIVITE, LE  
SEXE, LA QUALIFICATION ET LE REGIME DE TRAVAIL

REGIME DE TRAVAIL: TEMPS PLEIN

CV

QUALIFICATION								TOG. ENS.	S E X E	NACE	ACTIVITE
1A	1B	2	3	4	5	(*)					
76.6#	91.5	104.7	105.5	120.9	143.1#	-	114.2	M	611	MAT. PREM. AGR.,	
76.5#	93.0	105.0	109.8	143.6#	127.7	-	154.8#	F		ANIMAUX,	
93.0#	94.0	96.9	113.0	113.9	148.6#	-	119.8	T		TEXTILES	
			150.4#	171.9#	128.1#	-	110.1	M	612	COMBUSTIBLES,	
93.5#	96.5	99.0	120.0	126.4	127.7#	-	164.1#	F		MINERAIS,	
64.0	88.2	98.0	114.2	118.7	132.7#	-	117.3	T		PR. CHIMIQUES	
64.1	88.6	100.1	138.7#	145.4#	-	-	112.9	M	613	BOIS, MATERIAUX	
88.8#	93.7	104.1	110.4	133.7#	131.7#	-	161.9#	F		DE CONSTR.	
				116.9	125.3	-	117.1	T			
87.8#	95.2	106.0	115.8	142.0	132.4#	-	113.9	M	614	MACHINES,	
81.9#	96.8	104.9	109.4	122.2	157.1#	-	165.6#	F		VEHICULES	
			139.0#	150.7#	-	-	119.2	T			
81.2#	98.5	108.8	113.4	133.2	160.1#	-	113.4	M	615	MEUBLES,	
76.5	101.6	101.3	113.9	117.3	147.3#	-	149.1	F		ART. MENAGERS	
			157.7#	142.6	-	-	120.0	T		QUINCAILLERIE	
77.0	109.0	105.0	123.5	133.3	161.6#	-	111.8	M	616	TEXTILE,	
80.7#	101.4#	103.2	114.6	137.5	161.1#	-	154.3	F		HABILLEMENT,	
				142.8#	-	-	124.0	T		CHAUSSURES	
80.5#	101.3#	105.6	120.9	142.9	164.9#	-	126.1	M	617	PRODUITS ALIM.,	
						-	154.8#	F		BOISSONS,	
						-	132.0	T	617.6	TABAC	
						-		M		PRODUITS DU	
						-		F		TABAC	
						-		T			
87.0#	104.6	123.8	121.3	127.3	126.0#	-	121.2	M	618	PR. PHARM.,	
	90.7#		139.0	138.2#	-	-	154.1	F		MEDICAUX,	
87.8#	103.9	129.2	130.2	145.0	138.1#	-	131.3	T		D ENTRETIEN	
						-		M	618.1	PRODUITS	
						-		F		PHARM.	
						-		T			
97.0#	98.9	103.3	113.6	140.6	169.8#	-	119.6	M	619	AUTRES COMMERCES	
			179.4#	169.9#	-	-	180.0	F		DE GROS	
97.8#	101.0	110.2	123.1	152.8	171.3#	-	128.9	T			
						-		M	619.1/2	PAPIER, LIVRES,	
						-		F		JOURNEAUX	
						-		T			
83.0	96.9	104.5	112.8	127.9	148.8	-	116.5	M	61	COMMERCE DE GROS	
	127.8#	140.8	159.6	151.6	168.9#	-	161.7	F			
83.0	98.5	107.5	118.6	136.8	152.6	-	123.1	T			
		93.8#	130.7	186.5#	-	-	148.6	M	641/642	PR. ALIMENTAIRES,	
			159.2#	157.0	-	-	173.4	F		BOISSONS,	
		95.0#	137.9	194.4	-	-	167.2	T		TABAC	
				103.8#	-	-	114.7#	M	643	PHARMACIES	
		126.6#	145.1	-	-	-	143.9	F			
		124.1	145.9	144.7#	-	-	139.2	T			
			122.2#	-	-	-	131.6#	M	644	ART. MEDICAUX,	
			142.9#	109.8	-	-	149.9#	F		PRODUITS	
83.1#	104.4#	91.9#	113.9	128.5	-	-	151.8	T		D ENTRETIEN	
			119.1	147.5	-	-	112.2	M	645	ARTICLES	
83.3#	100.0#	93.4	118.8	153.8	-	-	143.1	F		D HABILLEMENT	
		86.3	124.6#	163.0#	-	-	135.2	T			
			128.2#	147.4	-	-	116.4	M	646	CHAUSSURES,	
		88.0	132.9	186.7	-	-	156.2	F		MARQUINERIE	
	72.1#	99.0#	112.7	165.6#	-	-	160.9	T			
				155.3#	-	-	132.1	M	647	TISSUS	
83.2#	79.1#	103.2#	113.8	165.3#	-	-	150.4#	F		D AMEUBLEMENT	
103.4#	93.1#	118.0#	125.4	162.8	-	-	137.3	T			
			146.0#	153.2	-	-	135.3	M	648/649	EQUIPEMENT DU	
			129.0	174.0	-	-	168.1	F		FOYER	
105.6#	97.8#	121.0#	129.0	174.0	-	-	146.3	T			
74.4#	110.5#	100.7#	138.8#	152.9#	-	-	131.7	M	653	LIVRES, JOURN.,	
			120.8#	145.5#	-	-	160.0#	F		PAPIER,	
75.1#	111.7#	99.0#	134.3	170.6	-	-	145.4	T		EQ. BUREAU	
90.0#	87.6#	106.0#	128.2	155.7	-	-	132.0	M	654/655	AUTRES COMMERCES	
			118.4#	177.5#	-	-	154.6	F		DE DETAIL	
					-	-	140.5	T			
88.8#	83.3#	105.6#	129.6	168.7	-	-	107.0	M	656	PRODUITS DIVERS	
	80.3	82.3	96.8	126.5	-	-	125.7	F		NON ALIMENT.	
		90.4#	92.6#	133.5	-	-	117.2	T			
	79.6	84.4	96.7	134.6	-	-	128.9	M	64/653-	COMMERCE DE	
98.5	94.6	96.5	123.5	156.0	-	-	155.7	F	656	DETAIL	
	103.7#	114.5	129.2	157.3	-	-	144.4	T			
98.3	96.1	100.5	126.3	167.4	-	-					

TAB.A7

LENGTH OF SERVICE IN ENTERPRISE :  
 MEAN (M) AND COEFFICIENT OF VARIATION  
 (CV) ACCORDING TO ACTIVITY, SEX,  
 QUALIFICATION AND TYPE OF EMPLOYMENT

		M												
		TYPE OF EMPLOYMENT: PART-TIME												
ACTIVITY	NACE	SEX	QUALIFICATION							TOG.	EWS.			
			1A	1B	2	3	4	5	(*)					
AGRIC. PRIMARY	611	M	-	-	-	-	-	-	-	-	-	-	-	-
PROD., LIVE-		F	-	-	-	-	-	-	-	-	-	-	-	2.9#
STOCK, TEXT.		T	-	-	-	-	-	-	-	-	-	-	-	3.4#
FUELS, ORES,	612	M	-	-	-	-	-	-	-	-	-	-	-	-
INDUSTRIAL		F	-	-	-	-	-	2.4#	-	-	-	-	-	3.5#
CHEMICALS		T	-	-	-	-	-	2.3#	-	-	-	-	-	3.6#
TIMBER, BUILDING	613	M	-	-	-	-	-	-	-	-	-	-	-	-
MATERIALS		F	-	-	-	-	-	-	-	-	-	-	-	3.9#
		T	-	-	-	-	-	3.4#	-	-	-	-	-	4.1#
MACHINERY,	614	M	-	-	-	-	-	-	-	-	-	-	-	-
EQUIPMENTS,		F	-	-	-	-	-	2.6#	-	-	-	-	-	3.0#
VEHICLES		T	-	-	-	-	-	2.5#	-	-	-	-	-	3.2#
FURNITURE, HSEHD.	615	M	-	-	-	-	-	-	-	-	-	-	-	-
GOODS,		F	-	-	-	-	-	-	-	-	-	-	-	-
HARDWARE		T	-	-	-	-	-	2.9#	-	-	-	-	-	3.2#
TEXTILES, CLOTH-	616	M	-	-	-	-	-	2.9#	-	-	-	-	-	3.3#
ING, FOOTWR.		F	-	-	-	-	-	-	-	-	-	-	-	3.3#
LEATHERWARE		T	-	-	-	-	4.0#	3.1#	-	-	-	-	-	3.3
FOOD, DRINK,	617	M	-	-	-	-	4.0#	3.4#	-	-	-	-	-	3.9
TOBACCO		F	-	-	-	-	-	-	-	-	-	-	-	-
		T	-	-	-	-	-	3.4#	-	-	-	-	-	3.0#
TOBACCO	617.6	M	-	-	-	-	-	-	-	-	-	-	-	-
PRODUCTS		F	-	-	-	-	-	-	-	-	-	-	-	-
		T	-	-	-	-	-	-	-	-	-	-	-	-
PHARMACEUTICAL,	618	M	-	-	-	-	-	-	-	-	-	-	-	-
MEDICAL GDS.,		F	-	-	-	-	3.5#	3.0#	-	-	-	-	-	3.4
CLEANING MAT.		T	-	-	-	-	3.5#	3.1#	-	-	-	-	-	3.5
PHARMACEUTICALS	618.1	M	-	-	-	-	-	-	-	-	-	-	-	-
		F	-	-	-	-	-	-	-	-	-	-	-	-
		T	-	-	-	-	-	-	-	-	-	-	-	-
OTHER WHOLESALE	619	M	-	-	-	-	-	-	-	-	-	-	-	-
DISTRIBUTION		F	-	-	-	-	-	2.9#	-	-	-	-	-	2.5#
		T	-	-	-	-	-	2.9#	-	-	-	-	-	2.6#
PAPER, BOOKS,	619.1/2	M	-	-	-	-	-	-	-	-	-	-	-	-
STATIONERY,		F	-	-	-	-	-	-	-	-	-	-	-	-
NEWSPAPERS		T	-	-	-	-	-	-	-	-	-	-	-	-
WHOLESALE TRADE	61	M	-	-	-	-	-	3.5#	3.5#	-	-	-	-	4.2#
		F	-	-	-	-	-	2.8	2.8	2.5#	-	-	-	3.1
		T	-	-	-	-	-	4.0	2.9	2.4#	-	-	-	3.3
FOOD, DRINK,	641/642	M	-	-	-	-	-	-	1.0#	-	-	-	-	1.0#
TOBACCO		F	-	-	-	-	-	-	1.2	-	-	-	-	1.3
		T	-	-	-	-	-	-	1.1	-	-	-	-	1.2
DISPENSING	643	M	-	-	-	-	-	-	-	-	-	-	-	-
CHEMISTS		F	-	-	-	5.0#	4.2#	3.1#	-	-	-	-	-	4.0
		T	-	-	-	5.0#	4.2#	3.0#	-	-	-	-	-	3.9
MEDICAL GOODS,	644	M	-	-	-	-	-	-	-	-	-	-	-	-
COSMETICS,		F	-	-	-	-	-	1.7#	-	-	-	-	-	1.7#
CLEANING.MAT.		T	-	-	-	-	-	1.6#	-	-	-	-	-	1.8#
CLOTHING	645	M	-	-	-	-	-	-	-	-	-	-	-	-
		F	-	-	-	-	-	3.6#	2.4	-	-	-	-	2.6
		T	-	-	-	-	-	3.6#	2.4	-	-	-	-	2.6
FOOTWEAR,	646	M	-	-	-	-	-	-	-	-	-	-	-	-
LEATHER GOODS		F	-	-	-	-	-	1.8	-	-	-	-	-	2.0
		T	-	-	-	-	-	1.8	-	-	-	-	-	2.0
FURN. FABRICS,	647	M	-	-	-	-	-	-	-	-	-	-	-	-
HOUSEHOLD		F	-	-	-	-	-	2.7#	-	-	-	-	-	3.3#
TEXTILES		T	-	-	-	-	-	2.6#	-	-	-	-	-	3.1#
HOUSEHOLD	648/649	M	-	-	-	-	-	-	-	-	-	-	-	-
FITMENTS,		F	-	-	-	-	-	2.2#	-	-	-	-	-	2.3
APPLIANCES		T	-	-	-	-	-	2.2	-	-	-	-	-	2.4
BOOKS, NEWSPRS.,	653	M	-	-	-	-	-	-	-	-	-	-	-	-
STATIONERY,		F	-	-	-	-	5.0#	2.1#	-	-	-	-	-	2.8
OFFICE SUPPS.		T	-	-	-	-	4.9#	2.2#	-	-	-	-	-	2.9#
OTHER RETAIL	654/655	M	-	-	-	-	-	-	-	-	-	-	-	-
DISTRIBUTION		F	-	-	-	-	-	2.4#	-	-	-	-	-	3.0#
		T	-	-	-	-	-	2.4#	-	-	-	-	-	2.9#
VARIOUS NON-FOOD	656	M	-	-	-	-	-	1.1#	-	-	-	-	-	-
PRODUCTS		F	-	-	-	-	5.9#	3.3	-	-	-	-	-	3.7
		T	-	-	-	-	5.8#	3.1	-	-	-	-	-	3.4
RETAIL TRADE	64/653-656	M	-	-	-	5.1#	-	1.1#	-	-	-	-	-	1.3#
		F	-	-	-	5.0#	-	4.0	-	-	-	-	-	2.4
		T	-	-	-	5.0#	-	3.8	-	-	-	-	-	2.1

TAB.A7

ANCIENNETE DANS L ENTREPRISE:  
MOYENNE (M) ET COEFFICIENT DE  
VARIATION (CV) SELON L ACTIVITE, LE  
SEXE, LA QUALIFICATION ET LE REGIME DE TRAVAIL  
REGIME DE TRAVAIL: TEMPS PARTIEL

CV

QUALIFICATION								TOG. ENS.	S E X E	NACE	ACTIVITE
1A	1B	2	3	4	5	(°)					
.	.	.	.	.	.	.	148.5#	M	611	MAT. PREM. AGR.,	
.	.	.	.	.	.	.	180.7#	F		ANIMAUX,	
.	.	.	.	.	.	.	141.8#	T	612	TEXTILES	
.	.	.	.	139.0#	.	.	150.6#	M		COMBUSTIBLES,	
.	.	.	.	140.0#	.	.	126.8#	F	613	MINERAIS,	
.	.	.	.	.	.	.	158.7#	T		PR. CHIMIQUES	
.	.	.	.	.	.	.	168.5#	M	614	BOIS, MATERIAUX	
.	.	.	.	138.7#	.	.	164.1#	F		DE CONSTR.	
.	.	.	.	.	.	.	144.8#	T	615	MACHINES,	
.	.	.	.	147.5#	.	.	156.3#	M		VEHICULES	
.	.	.	.	148.0#	.	.	124.2#	F	616	MEUBLES,	
.	.	.	.	.	.	.	150.0	T		ART. MENAGERS	
.	.	.	.	.	.	.	155.6	M		QUINCAILLERIE	
.	.	.	.	.	.	.	137.0#	F	617	TEXTILE,	
.	.	.	.	110.4#	134.0#	.	147.5#	T		HABILLEMENT,	
.	.	.	.	114.9#	150.1#	.		M		CHAUSSURES	
.	.	.	.	.	.	.		F	617.6	PRODUITS ALIM.,	
.	.	.	.	.	.	.		T		BOISSONS,	
.	.	.	.	.	111.0#	.		M		TABAC	
.	.	.	.	.	140.6#	.		F		PRODUITS DU	
.	.	.	.	.	.	.		T		TABAC	
.	.	.	.	.	.	.		M	618	PR. PHARM.,	
.	.	.	.	.	.	.	135.1	F		MEDICAUX,	
.	.	.	.	116.0#	132.2#	.	141.5	T	618.1	D'ENTRETIEN	
.	.	.	.	116.3#	151.3#	.		M		PRODUITS	
.	.	.	.	.	.	.		F		PHARM.	
.	.	.	.	.	.	.		T	619	AUTRES COMMERCES	
.	.	.	.	.	.	.	154.8#	M		DE GROS	
.	.	.	.	.	.	.	166.1#	F	619.1/2	PAPIER, LIVRES,	
.	.	.	.	.	.	.		T		JOURNEAUX	
.	.	.	.	.	.	.		M	61	COMMERCE DE GRDS	
.	.	.	.	.	174.4#	.	171.4#	F			
.	.	.	.	140.4	136.2	165.7#	148.9	T			
.	.	.	.	148.1	147.1	174.2#	157.8	M			
.	.	.	.	.	223.0#	.	224.4#	F	641/642	PR. ALIMENTAIRES,	
.	.	.	.	.	166.3	.	169.3	T		BOISSONS,	
.	.	.	.	.	185.7	.	187.1	M	643	TABAC	
.	.	.	.	.	.	.		F		PHARMACIES	
.	.	129.3#	.	145.1#	150.4#	.	144.3	M			
.	.	128.1#	.	144.7#	149.3#	.	145.9	F	644	ART. MEDICAUX,	
.	.	.	.	.	.	.		T		PRODUITS	
.	.	.	.	.	108.9#	.	124.4#	M		D'ENTRETIEN	
.	.	.	.	.	107.9#	.	129.0#	F	645	ARTICLES	
.	.	.	.	.	.	.		T		D'HABILLEMENT	
.	.	.	.	.	133.4#	134.5	137.6	M	646	CHAUSSURES,	
.	.	.	.	.	137.3#	139.6	144.7	F		MARQUINERIE	
.	.	.	.	.	.	153.8	149.3	T			
.	.	.	.	.	106.9#	155.4	150.3	M	647	TISSUS	
.	.	.	.	.	.	113.4#	130.4#	F		D'AMEUBLEMENT	
.	.	.	.	.	.	117.4#	139.4#	T	648/649	EQUIPEMENT DU	
.	.	.	.	.	.	155.1#	148.0	M		FOYER	
.	.	.	.	.	.	159.9	188.5	F			
.	.	.	.	.	.	132.7#	128.7	T	653	LIVRES, JOURN.,	
.	.	.	.	99.5#	176.6#	.	149.4#	M		PAPIER,	
.	.	.	.	101.1#	.	.		F		EQ. BUREAU	
.	.	.	.	.	.	122.6#	124.1#	M	654/655	AUTRES COMMERCES	
.	.	.	.	.	.	130.2#	128.5#	F		DE DETAIL	
.	.	.	.	.	.	134.8#		T	656	PRODUITS DIVERS	
.	.	.	.	78.1#	118.0	.	112.8	M		NON ALIMENT.	
.	.	.	.	81.0#	123.4	.	118.1	F			
.	.	.	.	.	224.8#	.	239.2#	T	64/653-	COMMERCE DE	
.	.	119.2#	.	122.1	149.1	.	148.6	M	656	DETAIL	
.	.	123.1#	.	133.1	162.4	.	163.0	F			

TAB.A7

LENGTH OF SERVICE IN ENTERPRISE :  
MEAN (M) AND COEFFICIENT OF VARIATION  
(CV) ACCORDING TO ACTIVITY, SEX,  
QUALIFICATION AND TYPE OF EMPLOYMENT

		TYPE OF EMPLOYMENT: ALL TYPES OF EMPLOYMENT								
ACTIVITY	NACE	SEX	QUALIFICATION							TOG. ENS.
			1A	1B	2	3	4	5	(*)	
AGRIC. PRIMARY PROD., LIVE- STOCK, TEXT.	611	M	14.9#	11.7	10.3	8.6	6.1	5.3#	-	7.8
		F	14.9#	11.5	10.2	3.4#	2.3#	-	-	2.8#
FUELS, ORES, INDUSTRIAL CHEMICALS	612	M	11.8#	10.5	8.4	7.3	5.6	4.5#	-	7.1
		F	11.8#	10.3	7.1#	4.1#	2.2#	-	-	3.5
TIMBER, BUILDING MATERIALS	613	M	17.9	11.7	9.5	8.3	6.4	5.0#	-	6.7
		F	17.9	11.6	9.2	4.4#	2.4#	-	-	8.0
MACHINERY, EQUIPMENTS, VEHICLES	614	M	11.7#	8.9	8.2	6.8	4.9	4.7#	-	3.6#
		F	11.7#	8.7	8.0	3.5#	2.3#	-	-	7.4
FURNITURE, HSEHD. GOODS, HARDWARE	615	M	12.7#	10.1	8.3	7.3	5.6	3.5#	-	6.3
		F	12.7#	9.9	7.7	3.8#	2.6	-	-	7.2
TEXTILES, CLOTH- ING, FOOTWR., LEATHERWARE	616	M	15.1	8.6#	9.1	7.2	5.2	4.1#	-	3.1
		F	15.2	10.8	9.5	8.5	7.3	5.3#	-	6.3
FOOD, DRINK, TOBACCO	617	M	13.0#	9.2#	9.0	7.3	4.8	3.3#	-	8.7
		F	13.0#	8.6#	9.1	3.9#	3.2	-	-	3.3
TOBACCO PRODUCTS	617.6	M	12.9#	8.9#	8.6	3.4#	2.5#	-	-	6.8
		F	12.9#	8.9#	8.6	6.6	4.2	3.0#	-	6.3
PHARMACEUTICAL, MEDICAL GDS., CLEANING MAT.	618	M	12.5#	9.8	6.2	6.2	5.4	4.7#	-	2.8
		F	12.5#	9.6#	6.2	3.0	2.5	2.7#	-	6.8
PHARMACEUTICALS	618.1	M	11.4#	9.8	5.9	5.2	3.8	3.7#	-	3.1
		F	11.4#	9.8	5.9	-	-	-	-	5.6
OTHER WHOLESALE DISTRIBUTION	619	M	10.8#	9.8	8.6	7.2	5.2	3.7#	-	-
		F	10.8#	9.6	8.0	2.9#	2.7	-	-	7.0
PAPER, BOOKS, STATIONERY, NEWSPAPERS	619.1/2	M	10.8#	9.6	8.0	6.2	4.1	2.8#	-	2.9
		F	10.8#	9.6	8.0	-	-	-	-	5.8
WHOLESALE TRADE	61	M	13.3	9.9	8.6	7.3	5.5	4.1	-	-
		F	13.3	5.9#	4.9	3.5	2.5	2.3	-	7.2
FOOD, DRINK, TOBACCO	641/642	M	13.1	9.6	8.2	6.6	4.6	3.7	-	3.1
		F	13.1	9.6	8.2	6.6	4.6	3.7	-	6.3
DISPENSING CHEMISTS	643	M	-	-	10.3#	4.5	2.1	-	-	3.5
		F	-	-	10.1#	3.1#	1.4	-	-	1.6
MEDICAL GOODS, COSMETICS, CLEANING.MAT.	644	M	-	-	-	4.0	1.7	-	-	2.5
		F	-	-	-	5.1#	5.1#	-	-	5.8#
CLOTHING	645	M	-	-	5.1	4.1	2.9#	-	-	4.1
		F	-	-	5.3	4.2	3.5	-	-	4.4
FOOTWEAR, LEATHER GOODS	646	M	-	-	-	5.9#	-	-	-	4.8#
		F	-	-	-	4.2#	1.7	-	-	2.1#
FURN. FABRICS, HOUSEHOLD TEXTILES	647	M	15.2#	-	11.1#	7.8	6.7	-	-	3.1
		F	14.5#	9.0#	10.9	5.0	2.0	-	-	8.4
HOUSEHOLD FITMENTS, APPLIANCES	648/649	M	14.5#	9.0#	10.9	6.2	3.4	-	-	3.4
		F	14.5#	9.0#	10.9	6.9#	4.3#	-	-	4.8
BOOKS, NEWSPR., STATIONERY, OFFICE SUPPS.	653	M	-	-	11.3	4.0#	1.7	-	-	2.2
		F	-	-	13.1#	5.4	2.0	-	-	3.8
OTHER RETAIL DISTRIBUTION	654/655	M	13.7#	-	11.8#	6.4	3.7#	-	-	6.5
		F	10.2#	8.9#	6.8#	5.8	4.0	-	-	3.6#
VARIOUS NON-FOOD PRODUCTS	656	M	10.2#	8.6#	6.3#	3.6#	2.0	-	-	5.6
		F	10.2#	8.6#	6.3#	5.3	3.0	-	-	5.5
RETAIL TRADE	64/653- 656	M	15.8#	8.7#	8.3#	5.7#	4.2#	-	-	2.4
		F	15.8#	8.3#	8.8#	5.0#	1.9	-	-	4.4
		M	12.3#	8.9#	7.3#	5.5	3.9	-	-	4.6
		F	12.3#	8.9#	7.3#	3.8#	2.1	-	-	5.5
		M	12.2#	7.9#	7.3#	5.0	3.1	-	-	2.9
		F	12.2#	7.9#	7.3#	9.0	5.3	-	-	4.5
		M	-	11.6	12.1	6.8	3.5	-	-	7.7
		F	-	11.6	10.3#	7.8	4.1	-	-	4.4
		M	11.4	9.8	10.0	6.0	3.5	-	-	5.7
		F	11.4	8.3#	6.9	4.5	2.3	-	-	5.5
		M	11.0	9.5	9.2	5.4	2.7	-	-	2.9
		F	11.0	9.5	9.2	5.4	2.7	-	-	4.0

TAB.A7

ANCIENNETE DANS L ENTREPRISE:  
MOYENNE (M) ET COEFFICIENT DE  
VARIATION (CV) SELON L ACTIVITE, LE  
SEXE, LA QUALIFICATION ET LE REGIME DE TRAVAIL  
REGIME DE TRAVAIL: EMS DES REGIMES DE TRAVAIL

CV

QUALIFICATION								TOS. EMS.	S E X E	NACE	ACTIVITE
1A	1B	2	3	4	5	(*)					
76.6#	91.5	104.9	105.3	121.7	144.8#	-	114.6	M	611	MAT. PREM. AGR.,	
			133.0#	134.8#			152.8#	F		ANIMAUX,	
76.5#	92.6	106.0	110.9	129.9	155.2#	-	122.2	T		TEXTILES	
92.2#	94.1	96.9	113.5	115.7	129.9#	-	111.0	M	612	COMBUSTIBLES,	
			117.1#	159.5#			158.1	F		MINERAIS,	
92.6#	96.4	99.2	121.2	130.6	126.7#	-	119.9	T		PR. CHIMIQUES	
64.6	88.6	98.1	114.8	119.7	136.4#	-	113.9	M	613	BOIS, MATERIAUX	
			132.9#	147.6#			151.0#	F		DE CONSTR.	
65.1	89.0	100.5	118.3	127.0	136.0#	-	118.9	T			
89.2#	93.8	104.1	110.5	135.8	135.1#	-	114.4	M	614	MACHINES,	
			175.9#	141.4#			166.5	F		VEHICULES	
87.2#	95.7	107.3	117.3	144.4	133.6#	-	121.7	T			
82.2#	97.5	105.0	109.7	123.3	159.0#	-	114.2	M	615	MEUBLES,	
			138.0#	150.3			147.7	F		ART. MENAGERS	
81.5#	99.3	109.5	115.0	136.6	160.2#	-	122.9	T		QUINCAILLERIE	
75.3	101.6	101.3	113.6	119.0	147.2#	-	112.2	M	616	TEXTILE,	
			147.5#	139.5	166.3#	-	152.7	F		HABILLEMENT,	
75.5	121.3#	105.5	124.2	138.2	162.6#	-	128.8	T		CHAUSSURES	
81.2#	102.1#	103.7	114.8	137.9	162.0#	-	126.8	M	617	PRODUITS ALIM.,	
			155.3#	133.9#			150.2	F		BOISSONS,	
81.2#	103.6#	106.6	122.8	143.2	167.8#	-	134.1	T		TABAC	
								M	617.6	PRODUITS DU	
								F		TABAC	
								T			
87.0#	104.8	123.7	121.5	130.7	130.4#	-	121.9	M	618	PR. PHARM.,	
	94.4#		132.0	137.7	127.7#	-	147.7	F		MEDICAUX,	
95.4#	103.9	128.8	130.8	146.9	136.6#	-	133.5	T		D ENTRETIEN	
								M	618.1	PRODUITS	
								F		PHARM.	
								T			
96.5#	100.1	103.2	113.7	141.4	174.0#	-	120.6	M	619	AUTRES COMMERCE	
			173.8#	158.2			174.7	F		DE GROS	
96.8#	103.3	110.2	125.5	153.4	193.4#	-	134.7	T			
								M	619.1/2	PAPIER, LIVRES,	
								F		JOURNEAUX	
								T			
82.9	97.3	104.6	113.0	129.0	151.3	-	117.2	M	61	COMMERCE DE GROS	
	139.5#	144.7	154.7	146.3	167.5	-	157.9	F			
83.3	100.0	108.2	120.2	139.1	157.0	-	125.8	T			
		93.8#	134.3	223.4			176.7	M	641/642	PR. ALIMENTAIRES,	
			159.6#	163.0			177.6	F		BOISSONS,	
		95.2#	142.1	207.7			191.6	T		TABAC	
				127.3#			128.7#	M	643	PHARMACIES	
			127.5	145.2	159.2#	-	144.2	F			
			125.5	145.5	151.1	-	142.5	T			
								M	644	ART. MEDICAUX,	
							132.1#	F		PRODUITS	
				109.6			147.7#	T		D ENTRETIEN	
82.7#		92.0#	146.3#	125.3			153.6	M	645	ARTICLES	
			115.6	136.4			117.5	F		D HABILLEMENT	
			124.2	144.6			146.7	T			
85.1#	111.3#	93.8	123.5	158.4			147.5	F			
		86.9	125.6#	178.8#			121.4	M	646	CHAUSSURES,	
			123.8#	150.2			154.3	F		MARQUINERIE	
		89.0	132.4	180.2			169.9	T			
		100.3#	113.6	167.5#			133.8	M	647	TISSUS	
				137.5#			143.5#	F		D AMEUBLEMENT	
83.2#		106.7#	114.8	160.9			141.3	T			
103.4#	94.2#	118.9#	128.2	164.5			137.4	M	648/649	EQUIPEMENT DU	
			148.1#	154.9			162.0	F		FOYER	
105.6#	99.3#	121.6#	133.8	174.6			152.1	T			
75.5#	110.5#	101.5#	138.7#	163.2#			135.8	M	653	LIVRES, JOURN.,	
			113.0#	139.7			149.6	F		PAPIER,	
76.1#	111.5#	99.2#	129.6	174.0			150.5	T		ED. BUREAU	
88.2#	87.2#	106.0#	128.7	157.8			133.2	M	654/655	AUTRES COMMERCE	
			122.8#	156.5			144.2	F		DE DETAIL	
87.3#	90.6#	105.8#	130.4	166.0			142.1	T			
	80.3		83.0	97.9			113.2	M	656	PRODUITS DIVERS	
			92.3#	90.1			123.9	F		NON ALIMENT.	
			85.6	96.9			124.7	T			
	79.6		97.0	125.8			143.5	M	64/653-	COMMERCE DE	
98.7	96.1	117.0	128.2	154.3			156.3	F	656	DETAIL	
	115.4#							T			
100.2	99.5	102.5	128.4	174.7			157.7	T			

TAB.A8

EMPLOYEES ACCORDING TO ACTIVITY,SEX,  
SCHEDULED WORKING WEEK AND TYPE OF  
EMPLOYMENT

(%)

ACTIVITY	NACE	SEX	TYPE OF EMPLOYMENT							REGIME DE TRAVAIL		
			FULL-TIME							TEMPS PLEIN		
			SCHEDULED WORKING WEEK (HOURS)							(*)	TOG.	ENS.
			<=36	>36	>38	40	>42	>44	>46			
			<=38	<=40	<=42	<=44	<=46	<=48				
AGRIC. PRIMARY PROD., LIVE- STOCK, TEXT.	611	M	-	2.7	41.7	45.4	4.5	4.3	0.9	0.4	-	100.0
		F	-	8.5	42.2	42.7	-	-	-	-	-	100.0
		T	-	3.5	41.8	45.1	4.2	4.2	0.8	0.3	-	100.0
FUELS, ORES, INDUSTRIAL CHEMICALS	612	M	0.5	12.6	44.2	39.3	0.7	2.5	-	-	-	100.0
		F	1.3	22.5	53.7	21.8	-	-	-	-	-	100.0
		T	0.6	14.2	45.7	36.5	0.6	2.2	-	-	-	100.0
TIMBER, BUILDING MATERIALS	613	M	-	1.0	25.8	68.8	-	2.4	-	0.7	-	100.0
		F	-	3.6	41.5	54.1	-	-	-	-	-	100.0
		T	-	1.3	27.3	68.4	-	2.2	-	0.6	-	100.0
MACHINERY, EQUIPMENTS, VEHICLES	614	M	-	2.7	48.7	46.9	0.9	0.4	-	-	-	100.0
		F	-	6.8	59.7	32.6	-	-	-	-	-	100.0
		T	-	3.2	50.1	45.2	0.8	0.3	-	-	-	100.0
FURNITURE, HSEHD. GOODS, HARDWARE	615	M	-	0.6	35.6	61.0	0.6	1.8	0.3	-	-	100.0
		F	-	3.5	46.2	49.0	-	-	-	-	-	100.0
		T	-	1.0	37.3	59.2	0.6	1.7	0.3	-	-	100.0
TEXTILES, CLOTH- ING, FOOTWR., LEATHERWARE	616	M	1.3	4.2	39.4	53.4	1.2	-	-	-	-	100.0
		F	2.5	6.0	52.2	38.7	-	-	-	-	-	100.0
		T	1.6	4.6	42.7	49.7	1.0	-	-	-	-	100.0
FOOD, DRINK, TOBACCO	617	M	0.2	3.4	32.2	53.1	2.7	7.8	0.3	0.3	-	100.0
		F	-	7.5	35.1	51.2	-	4.7	-	-	-	100.0
		T	0.2	4.0	32.6	52.9	2.4	7.4	0.3	0.2	-	100.0
TOBACCO PRODUCTS	617.6	M	-	-	-	-	-	-	-	-	-	-
		F	-	-	-	-	-	-	-	-	-	-
		T	-	-	-	-	-	-	-	-	-	-
PHARMACEUTICAL, MEDICAL GDS., CLEANING MAT.	618	M	-	2.2	77.1	20.6	-	-	-	-	-	100.0
		F	-	3.4	78.0	17.4	-	-	-	-	-	100.0
		T	-	2.5	77.6	19.8	-	-	-	-	-	100.0
PHARMACEUTICALS	618.1	M	-	-	-	-	-	-	-	-	-	-
		F	-	-	-	-	-	-	-	-	-	-
		T	-	-	-	-	-	-	-	-	-	-
OTHER WHOLESALE DISTRIBUTION	619	M	-	7.6	61.8	28.1	1.0	0.9	0.5	-	-	100.0
		F	-	11.1	63.1	25.0	-	-	-	-	-	100.0
		T	-	8.3	62.1	27.4	0.9	0.8	0.4	-	-	100.0
PAPER, BOOKS, STATIONERY, NEWSPAPERS	619.1/2	M	-	-	-	-	-	-	-	-	-	-
		F	-	-	-	-	-	-	-	-	-	-
		T	-	-	-	-	-	-	-	-	-	-
WHOLESALE TRADE	61	M	0.2	3.6	42.5	49.4	1.3	2.6	0.2	0.2	-	100.0
		F	0.5	7.9	52.4	37.5	0.5	1.2	-	-	-	100.0
		T	0.2	4.2	44.0	47.7	1.2	2.4	0.2	0.2	-	100.0
FOOD, DRINK, TOBACCO	641/642	M	-	-	15.7	78.3	2.6	3.1	-	-	-	100.0
		F	0.9	1.4	8.6	81.1	2.9	4.1	-	-	-	100.0
		T	0.5	0.7	13.0	79.5	2.7	3.5	-	-	-	100.0
DISPENSING CHEMISTS	643	M	-	3.7	21.6	70.1	-	-	-	-	-	100.0
		F	-	3.7	28.0	66.4	-	-	-	-	-	100.0
		T	1.0	3.7	27.7	67.0	-	-	-	-	-	100.0
MEDICAL GOODS, COSMETICS, CLEANING.MAT.	644	M	-	-	38.7	55.2	-	-	-	-	-	100.0
		F	-	-	54.2	40.1	-	4.6	-	-	-	100.0
		T	-	1.2	48.1	46.4	-	4.2	-	-	-	100.0
CLOTHING	645	M	-	2.5	35.4	59.1	0.8	2.0	-	-	-	100.0
		F	-	2.2	36.0	58.9	1.3	1.4	-	-	-	100.0
		T	-	2.3	35.7	59.0	1.1	1.6	-	-	-	100.0
FOOTWEAR, LEATHER GOODS	646	M	-	-	23.7	67.8	-	5.2	-	-	-	100.0
		F	-	3.5	28.8	66.0	-	1.3	-	-	-	100.0
		T	-	3.2	26.9	66.6	-	2.7	-	-	-	100.0
FURN. FABRICS, HOUSEHOLD TEXTILES	647	M	-	1.2	24.7	72.8	1.2	-	-	-	-	100.0
		F	-	8.8	29.9	59.4	-	-	-	-	-	100.0
		T	-	3.0	25.8	70.0	1.0	-	-	-	-	100.0
HOUSEHOLD FITMENTS, APPLIANCES	648/649	M	-	0.8	24.6	67.5	3.9	2.8	-	-	-	100.0
		F	-	1.8	29.9	63.8	2.6	1.2	-	-	-	100.0
		T	-	1.0	26.1	66.5	3.5	2.3	-	-	-	100.0
BOOKS, NEWSPRS., STATIONERY, OFFICE SUPPS.	653	M	-	-	50.2	45.9	2.4	-	-	-	-	100.0
		F	-	-	51.0	42.8	2.4	2.2	-	-	-	100.0
		T	-	1.2	50.5	44.7	2.4	1.0	-	-	-	100.0
OTHER RETAIL DISTRIBUTION	654/655	M	-	0.9	32.1	62.5	0.6	3.5	-	-	-	100.0
		F	-	1.7	32.0	63.8	-	1.9	-	-	-	100.0
		T	-	1.1	32.0	62.9	0.5	3.1	-	-	-	100.0
VARIOUS NON-FOOD PRODUCTS	656	M	-	5.3	44.1	50.5	-	-	-	-	-	100.0
		F	-	2.5	54.2	43.3	-	-	-	-	-	100.0
		T	-	4.1	48.6	47.2	-	-	-	-	-	100.0
RETAIL TRADE	64/653- 656	M	-	1.8	28.0	65.9	1.9	2.2	0.1	0.1	-	100.0
		F	0.5	2.1	30.4	63.5	1.5	1.9	-	-	-	100.0
		T	0.3	1.9	29.1	64.9	1.7	2.1	0.0	0.1	-	100.0

TAB.A8

SALARIES SELON L ACTIVITE, LE SEXE,  
L HORAIRE HEBDOMADAIRE ET LE REGIME  
DE TRAVAIL

(%)

TYPE OF EMPLOYMENT		REGIME DE TRAVAIL								S E X E	NACE	ACTIVITE
PART-TIME		TEMPS PARTIEL										
HORAIRE HEBDOMADAIRE DU TRAVAIL (HEURES)												
<=24	>24	>26	>28	>30	>32	>34	>36	(*)	TOT.			
<=24	<=26	<=28	<=30	<=32	<=34	<=36			ENS.			
67.4					18.9				100.0	M	611	MAT. PREM. AGR.,
60.5	9.6		6.9	11.7	11.4	5.3			100.0	F		ANIMAUX
61.8	8.3		5.7	10.9	12.7	6.4			100.0	T		TEXTILES
44.1					40.7				100.0	M	612	COMBUSTIBLES,
58.7	5.5	6.2	7.8	14.9	13.6	7.0			100.0	F		MINERAIS,
55.8	5.7	5.2	7.5	14.3	18.9	5.6			100.0	T		PR. CHIMIQUES
57.5			12.8	16.3	23.5				100.0	M	613	BOIS, MATERIAUX
69.4	5.7	4.8		13.0	9.0	4.4			100.0	F		DE CONSTR.
66.1	4.7	3.4		7.5	13.9	13.1	3.9		100.0	T		
60.5				12.7	21.6	16.1			100.0	M	614	MACHINES,
64.3				8.3	14.0	10.5	11.1		100.0	F		VEHICULES
63.5	2.6			9.2	15.6	11.6	10.5		100.0	T		
74.6									100.0	M	615	MEUBLES,
64.0	7.3	4.0	4.0	12.1	12.6	8.0			100.0	F		ART. MENAGERS
65.6	6.6	3.6	4.2	11.9	11.9	7.5			100.0	T		QUINCAILLERIE
53.0					38.6	34.0			100.0	M	616	TEXTILE,
71.3	4.7	2.3	5.0	12.9	10.7	4.6			100.0	F		HABILLEMENT,
69.1	5.0	2.1	5.0	16.0	13.6	4.1			100.0	T		CHAUSSURES
69.9				12.7	15.0				100.0	M	617	PRODUITS ALIM.,
62.3	6.5			12.3	21.3	12.0			100.0	F		BOISSONS,
64.5	6.1	2.8	12.4	19.5	10.7	2.2			100.0	T		TABAC
										M	617.6	PRODUITS DU
										F		TABAC
										T		
76.9									100.0	M	618	PR. PHARM.,
73.9	4.7	1.9	5.4	12.3	8.6	5.0			100.0	F		MEDICAU,
74.2	4.6	2.0	5.1	12.3	8.9	4.7			100.0	T		D'ENTRETIEN
										M	618.1	PRODUITS
										F		PHARM.
										T		
80.9				10.6	11.1				100.0	M	619	AUTRES COMMERCES
72.5	4.5	2.7	5.6	12.2	8.2	4.6			100.0	F		DE GROS
73.5	4.5	2.4	5.1	12.0	8.6	4.2			100.0	T		
										M	619.1/2	PAPIER, LIVRES,
										F		JOURNEAUX
										T		
65.1	4.0		8.9	16.2	16.6	3.9			100.0	M	61	COMMERCE DE GROS
66.3	5.3	3.5	7.0	14.1	10.7	6.2			100.0	F		
66.1	5.1	3.0	7.3	14.5	11.8	5.8			100.0	T		
89.8	0.7		1.8	2.8	7.0				100.0	M	641/642	PR. ALIMENTAIRES,
76.1	5.8	2.0	3.0	5.6	11.6	1.1			100.0	F		BOISSONS,
81.3	3.9	1.4	2.5	4.5	9.8	0.8			100.0	T		TABAC
83.3									100.0	M	643	PHARMACIES
72.0	6.9	2.0	5.2	9.5	8.6	5.0			100.0	F		
73.1	6.8	1.9	5.0	8.9	7.8	5.1			100.0	T		
										M	644	ART. MEDICAUX,
72.8				15.8	11.1				100.0	F		PRODUITS
73.2				15.4	11.1				100.0	T		D'ENTRETIEN
90.4									100.0	M	645	ARTICLES
74.4	6.1	3.8	5.0	8.4	7.0	3.1			100.0	F		D'HABILLEMENT
75.6	5.8	3.6	4.7	8.1	6.7	3.0			100.0	T		
97.7									100.0	M	646	CHAUSSURES,
77.3	6.4	2.7	5.2	7.8	5.7	1.6			100.0	F		MAROQUINERIE
78.6	6.0	2.5	4.9	7.4	5.5	1.5			100.0	T		
95.3									100.0	M	647	TISSUS
75.2	6.0		7.8	10.8					100.0	F		D'AMEUBLEMENT
76.9	5.5		7.5	9.8					100.0	T		
69.4									100.0	M	648/648	EQUIPEMENT DU
70.2	6.8	3.0	4.9	8.5	8.1	6.3			100.0	F		FOYER
70.0	6.9	2.6	4.6	7.9	9.6	5.5			100.0	T		
83.2									100.0	M	653	LIVRES, JOURN.,
66.9	8.9	4.2	6.8	12.2	8.9	3.6			100.0	F		PAPIER,
69.3	7.6	4.2	6.5	11.4	8.6	3.2			100.0	T		ED. BUREAU
83.0									100.0	M	654/655	AUTRES COMMERCES
60.8	11.4		13.3	14.4	8.5				100.0	F		DE DETAIL
64.3	10.3		11.4	12.6	8.4	3.3			100.0	T		
85.6					6.4	7.6			100.0	M	656	PRODUITS DIVERS
65.6	7.4	5.0	10.1	15.2	7.5	2.9			100.0	F		NON ALIMENT.
67.8	6.7	4.6	9.4	14.2	7.5	2.6			100.0	T		
88.6	1.3	0.5	2.0	3.3	7.1	0.4			100.0	M	64/653-	COMMERCE DE
72.5	6.5	3.2	5.6	9.1	9.0	2.6			100.0	F	656	DETAIL
76.2	5.3	2.5	4.7	7.7	8.5	2.1			100.0	T		

TAB.A9

SCHEDULED WORKING WEEK:  
MEAN (M) AND COEFFICIENT OF VARIATION (CV)  
ACCORDING TO ACTIVITY, SEX, QUALIFICATION  
AND TYPE OF EMPLOYMENT

M		TYPE OF EMPLOYMENT: FULL-TIME								
ACTIVITY	NACE	SEX	QUALIFICATION							TOG. ENS.
			1A	1B	2	3	4	5	(*)	
AGRIC. PRIMARY	611	M	41.2	40.8	40.8	41.1	41.6	41.2	-	41.3
PROD., LIVE- STOCK, TEXT.		F			40.5	40.6	40.9	40.8	-	40.8
FUELS, ORES,	612	M	41.2	40.8	40.7	41.1	41.5	41.1	-	41.2
INDUSTRIAL CHEMICALS		F	40.0	39.7	40.2	40.5	41.4	40.8	-	40.6
TIMBER, BUILDING MATERIALS	613	M	40.7	40.6	40.1	40.3	41.1	40.8	-	40.5
		F	40.7	41.1	40.8	41.4	41.3	41.3	-	41.2
MACHINERY, EQUIPMENTS, VEHICLES	614	M	40.7	40.7	40.6	40.6	40.7	41.0	-	40.7
		F	41.0	40.5	40.5	40.7	40.9	41.0	-	40.7
FURNITURE, HSEHD. GOODS,	615	M	41.0	40.8	40.6	41.3	41.0	41.0	-	40.4
		F	40.9	40.2	40.8	41.1	41.1	41.2	-	40.7
HARDWARE	616	M	40.9	40.9	41.0	41.0	41.0	41.2	-	41.0
TEXTILES, CLOTH- ING, FOOTWR.		F	40.5	40.5	40.6	40.6	41.0	40.9	-	40.7
LEATHERWARE	617	M	40.6	40.3	40.5	40.1	40.5	40.5	-	40.4
FOOD, DRINK, TOBACCO		F	41.3	40.5	40.6	40.5	40.8	40.8	-	40.6
		T	41.3	41.0	41.1	41.2	41.7	41.3	-	41.4
TOBACCO PRODUCTS	617.6	M	41.3	41.0	41.0	41.1	41.6	41.3	-	41.0
		F	-	-	-	-	-	-	-	41.3
PHARMACEUTICAL, MEDICAL GDS., CLEANING MAT.	618	M	40.5	40.2	40.2	40.3	40.5	40.4	-	40.3
PHARMACEUTICALS	618.1	F	40.5	40.0	40.3	40.2	40.1	40.5	-	40.2
		T	40.5	40.1	40.2	40.3	40.3	40.4	-	40.3
OTHER WHOLESALE DISTRIBUTION	619	M	40.5	40.2	40.2	40.5	40.6	40.9	-	40.5
		F	40.5	40.1	39.6	40.1	40.4	41.3	-	40.3
PAPER, BOOKS, STATIONERY, NEWSPAPERS	619.1/2	M	40.5	40.2	40.1	40.4	40.5	40.9	-	40.4
WHOLESALE TRADE	61	F	40.9	40.5	40.6	40.9	41.2	41.1	-	40.9
		T	40.6	40.2	40.4	40.4	40.6	41.1	-	40.5
FOOD, DRINK, TOBACCO	641/642	M	40.9	40.5	40.6	40.8	41.1	41.1	-	40.9
		F	41.8	41.5	41.4	41.4	41.3	-	-	41.4
		T	41.7	41.3	41.0	41.5	41.4	-	-	41.4
DISPENSING CHEMISTS	643	M	41.7	41.5	41.4	41.4	41.4	-	-	41.4
		F	42.0	41.0	40.9	40.7	40.6	-	-	41.0
MEDICAL GOODS, COSMETICS, CLEANING, NAT.	644	M	40.9	40.5	40.6	40.6	40.5	-	-	40.6
CLOTHING	645	F	41.6	40.7	40.6	40.6	40.5	-	-	40.6
		T	41.0	41.1	41.3	41.5	41.5	-	-	41.4
FOOTWEAR, LEATHER GOODS	646	M	41.1	41.1	41.2	41.6	40.9	-	-	41.2
		F	41.7	41.3	40.7	41.2	41.0	-	-	41.1
		T	41.7	41.3	40.5	41.1	41.0	-	-	41.0
FURN. FABRICS, HOUSEHOLD TEXTILES	647	M	41.7	41.3	40.7	41.2	41.0	-	-	41.1
		F	41.9	41.3	40.7	41.2	41.0	-	-	41.1
HOUSEHOLD FITMENTS, APPLIANCES	648/649	M	41.9	41.3	41.8	41.4	41.5	-	-	41.6
		F	41.7	41.3	41.4	41.4	41.3	-	-	41.3
BOOKS, NEWSPRS., STATIONERY, OFFICE SUPPS.	653	M	41.8	40.8	41.8	41.4	41.3	-	-	41.4
OTHER RETAIL DISTRIBUTION	654/655	F	42.1	40.7	41.7	41.6	41.5	-	-	41.5
		T	42.1	40.9	41.7	41.1	41.0	-	-	41.1
VARIOUS NON-FOOD PRODUCTS	656	M	42.4	41.7	41.6	41.5	41.3	-	-	41.7
		F	42.4	41.5	40.5	41.3	41.5	-	-	41.4
RETAIL TRADE	64/653- 656	M	42.3	41.6	41.2	41.5	41.6	-	-	41.6
		F	41.2	40.9	41.0	40.8	41.4	-	-	41.1
		T	41.1	40.9	41.1	40.9	41.1	-	-	41.1
		F	41.1	40.9	41.0	40.8	41.3	-	-	41.1
		T	41.5	41.4	41.2	41.2	41.6	-	-	41.4
		F	41.0	40.0	40.8	41.0	41.1	-	-	40.9
		T	41.0	40.4	40.3	40.7	40.9	-	-	40.8
		F	41.0	40.0	40.6	40.9	41.0	-	-	40.8
		T	41.9	40.9	41.1	41.3	41.3	-	-	41.3
		F	41.1	40.9	40.6	41.1	41.2	-	-	41.1
		T	41.8	40.9	41.0	41.2	41.3	-	-	41.2



TAB.A9

HORAIRE HEBDOMADAIRE DE TRAVAIL :  
MOYENNE ET COEFFICIENT DE VARIATION (CV)  
SELON L'ACTIVITE, LE SEXE, LA QUALIFICATION  
ET LE REGIME DE TRAVAIL

REGIME DE TRAVAIL: TEMPS PLEIN

CV

QUALIFICATION								SEXE	NACE	ACTIVITE
1A	1B	2	3	4	5	(°)	TOT. ENS.			
5.4	4.6	3.6	4.3	3.7	3.8	-	4.1	M	611	MAT. PREM. AGR., ANIMAUX, TEXTILES
5.4	4.6	2.4	3.0	3.9	4.6	-	3.8	F		
4.4	3.8	3.6	4.2	3.7	4.0	-	4.1	T		
4.4	3.9	3.4	3.3	4.8	2.3	-	4.1	M	612	COMBUSTIBLES, MINERAIS, PR. CHIMIQUES
2.7	2.5	3.1	3.7	3.2	-	-	3.5	F		
2.7	2.7	3.4	3.5	4.7	2.3	-	4.1	T		
2.7	2.5	2.8	6.2	2.5	2.2	-	4.1	M	613	BOIS, MATERIAUX DE CONSTR.
5.2	2.8	1.9	2.6	2.1	1.2	-	2.3	F		
2.7	2.5	2.7	6.0	2.5	2.2	-	4.0	T		
5.2	2.8	2.7	2.6	2.6	2.4	-	2.8	M	614	MACHINES, VEHICULES
2.3	3.0	2.9	2.7	2.7	2.7	-	2.8	F		
5.2	2.8	2.7	2.7	2.7	2.4	-	2.8	T		
2.3	2.5	2.8	2.8	2.4	2.9	-	2.7	M	615	MEUBLES, ART. MENAGERS
2.4	1.7	2.6	2.5	2.6	2.3	-	2.6	F		
3.6	2.5	2.8	2.7	2.5	2.9	-	2.7	T		
3.5	3.2	2.6	3.1	3.3	2.9	-	3.1	M	616	TEXTILE, HABILLEMENT, CHAUSSURES
5.8	2.9	2.5	3.7	2.8	2.1	-	3.0	F		
5.8	4.4	4.9	4.3	4.1	3.3	-	4.3	T	617	PRODUITS ALIM., BOISSONS, TABAC
5.8	3.9	5.0	4.2	3.4	3.5	-	3.8	M		
5.8	4.4	4.9	4.3	4.0	3.3	-	4.2	F	617.6	PRODUITS DU TABAC
2.4	1.8	1.9	1.7	1.9	2.0	-	1.9	T		
2.3	2.3	2.3	1.7	1.9	2.7	-	2.0	M	618	PR. PHARM., MEDICAUX, D'ENTRETIEN
2.4	1.9	1.9	1.7	1.9	2.3	-	1.9	F		
3.5	3.3	2.6	3.0	2.8	3.8	-	3.0	T	619	AUTRES COMMERCES DE GROS
3.4	2.5	2.3	2.9	2.4	2.9	-	2.7	M		
3.4	3.2	2.6	3.0	2.7	3.7	-	3.0	F	619.1/2	PAPIER, LIVRES, JOURNEAUX
4.6	3.4	3.2	3.7	3.4	3.1	-	3.6	T		
3.0	3.4	3.1	3.2	2.9	3.5	-	3.1	M	61	COMMERCE DE GROS
4.5	3.4	3.2	3.7	3.4	3.1	-	3.5	F		
3.3	2.7	2.4	2.4	2.4	-	-	2.5	T	641/642	PR. ALIMENTAIRES, BOISSONS, TABAC
4.0	2.0	1.6	3.1	2.9	-	-	3.0	M		
8.1	2.6	2.4	2.6	2.7	-	-	2.7	F	643	PHARMACIES
1.1	2.5	2.9	2.5	3.2	-	-	4.6	T		
6.8	3.0	2.3	2.2	1.8	-	-	2.2	M		
4.1	2.9	2.4	2.2	2.5	-	-	2.8	F		
4.1	1.7	3.4	3.7	3.1	-	-	3.4	T	644	ART. MEDICAUX, PRODUITS D'ENTRETIEN
4.1	3.7	3.3	3.3	3.7	-	-	3.7	M		
4.1	2.2	3.5	3.5	3.6	-	-	3.6	F	645	ARTICLES D'HABILLEMENT
5.0	5.1	3.5	3.3	3.1	-	-	3.6	T		
4.9	3.3	4.0	3.4	3.5	-	-	3.5	M		
5.4	4.7	3.6	3.4	3.4	-	-	3.5	F	646	CHAUSSURES, MAROQUINERIE
5.4	2.6	3.1	3.0	3.1	-	-	3.5	T		
5.4	4.0	3.4	3.0	3.2	-	-	3.2	M		
5.4	3.5	3.2	3.2	3.2	-	-	3.3	F	647	TISSUS D'AMEUBLEMENT
5.5	2.4	2.5	2.5	2.6	-	-	2.9	T		
5.3	2.6	2.6	3.8	3.5	-	-	3.5	M		
6.7	2.6	2.7	2.7	2.9	-	-	3.1	F	648/649	EQUIPEMENT DU FOYER
6.6	2.8	2.2	3.5	3.4	-	-	3.5	T		
3.1	2.6	2.7	3.0	3.5	-	-	3.4	M		
3.1	7.0	3.2	2.8	3.0	-	-	3.7	F	653	LIVRES, JOURN., PAPIER, ED. BUREAU
3.4	6.8	2.8	3.2	3.5	-	-	3.4	T		
4.4	3.1	3.1	2.9	3.3	-	-	3.6	M		
4.4	3.5	3.2	3.1	3.1	-	-	3.2	F	654/655	AUTRES COMMERCES DE DETAIL
4.3	3.3	2.5	3.2	2.8	-	-	2.9	T		
2.6	3.5	3.1	3.1	3.0	-	-	3.2	M		
2.6	2.2	2.9	2.7	2.6	-	-	2.7	F	656	PRODUITS DIVERS NON ALIMENT.
2.6	1.8	2.6	2.3	2.7	-	-	2.6	T		
5.4	2.2	2.9	2.6	2.6	-	-	2.7	M		
4.6	3.7	3.0	2.8	2.9	-	-	3.1	F	64/653-656	COMMERCE DE DETAIL
5.4	3.1	2.8	3.1	3.2	-	-	3.2	T		
5.4	3.6	3.0	3.0	3.1	-	-	3.1	M		

TAB.A9

SCHEDULED WORKING WEEK:  
MEAN (M) AND COEFFICIENT OF VARIATION (CV)  
ACCORDING TO ACTIVITY, SEX, QUALIFICATION  
AND TYPE OF EMPLOYMENT

M			TYPE OF EMPLOYMENT: PART-TIME							
ACTIVITY	NACE	SEX	QUALIFICATION							
			1A	1B	2	3	4	5	(*)	TOT. ENS.
AGRIC. PRIMARY PROD., LIVE-STOCK, TEXT. FUELS, ORES.	611	M	-	-	-	24.5#	18.8#	26.2#	-	23.0
		F	-	-	-	25.8	20.7	21.9#	-	21.8
		T	-	-	-	25.3	20.5	22.7	-	22.0
INDUSTRIAL CHEMICALS	612	M	-	-	22.5#	28.4	23.6#	22.4#	-	25.4
		F	-	-	24.9#	26.4	21.7	17.6#	-	22.8
		T	-	-	26.7	22.1	19.1#	-	-	23.3
TIMBER, BUILDING MATERIALS	613	M	-	-	-	22.8#	23.9	23.9	-	22.8
		F	-	-	-	23.2	21.6	12.4#	-	20.7
		T	-	-	-	23.1	22.3	15.0#	-	21.3
MACHINERY, EQUIPMENTS, VEHICLES	614	M	-	-	27.3#	23.6#	24.1#	-	-	22.7
		F	-	-	26.5	23.7	22.5	-	-	22.9
		T	-	-	26.5	23.7	22.8	15.0#	-	22.8
FURNITURE, HSEHD. GOODS	615	M	-	-	24.1#	25.2	20.7	20.5#	-	20.7
		F	-	-	23.6#	24.8	21.5	17.6#	-	22.2
		T	-	-	23.6#	24.8	21.4	18.5	-	22.0
TEXTILES, CLOTHING, FOOTWR., LEATHERWARE	616	M	-	18.0#	16.7#	23.5	20.9	22.6	-	21.1
		F	-	18.2#	18.7#	24.4	20.9	22.3	-	21.4
		T	-	-	-	24.4	20.9	22.3	-	21.4
FOOD, DRINK, TOBACCO	617	M	-	-	-	23.9	19.3	22.5#	-	20.3
		F	-	-	-	23.3#	23.5	22.4	-	22.6
		T	-	-	-	23.3#	23.5	21.4	-	21.9
TOBACCO PRODUCTS	617.6	M	-	-	-	-	-	-	-	-
		F	-	-	-	-	-	-	-	-
		T	-	-	-	-	-	-	-	-
PHARMACEUTICAL, MEDICAL GDS., CLEANING MAT.	618	M	-	27.1	29.4	23.0	19.8	21.4#	-	20.7
		F	-	23.8#	29.1	23.0	20.0	20.4	-	21.4
		T	-	23.8#	29.1	23.0	20.0	20.5	-	21.3
PHARMACEUTICALS	618.1	M	-	-	-	-	-	-	-	-
		F	-	-	-	-	-	-	-	-
		T	-	-	-	-	-	-	-	-
OTHER WHOLESALE DISTRIBUTION	619	M	-	23.6	20.3#	25.0	19.5#	18.1#	-	20.1
		F	-	19.7#	20.3#	24.5	20.6	-	-	20.1
		T	-	20.6#	20.7#	24.5	20.5	16.4	-	20.1
PAPER, BOOKS, STATIONERY, NEWSPAPERS	619.1/2	M	-	-	-	-	-	-	-	-
		F	-	-	-	-	-	-	-	-
		T	-	-	-	-	-	-	-	-
WHOLESALE TRADE	61	M	21.8#	24.1#	24.1	24.1	21.5	20.1	-	21.9
		F	-	19.1	23.6	24.2	21.5	18.8	-	21.8
		T	20.5#	20.3	23.7	24.1	21.5	19.1	-	21.8
FOOD, DRINK, TOBACCO	641/642	M	-	-	-	14.0#	11.9	-	-	12.0
		F	-	-	-	20.9	16.6	-	-	16.9
		T	-	-	-	18.9	14.8	-	-	15.0
DISPENSING CHEMISTS	643	M	-	-	-	-	12.5#	-	-	14.5#
		F	-	20.3#	22.3	21.5	15.1	-	-	19.3
		T	-	20.1#	22.4	21.4	14.7	-	-	18.9
MEDICAL GOODS, COSMETICS, CLEANING MAT.	644	M	-	-	-	17.6#	21.5	-	-	20.5
		F	-	-	-	18.0#	21.6	-	-	20.5
		T	-	-	-	19.2#	11.0	-	-	12.5
CLOTHING	645	M	-	-	22.8#	22.7	17.9	-	-	18.5
		F	-	-	22.4#	22.3	17.4	-	-	18.1
		T	-	-	-	-	9.3	-	-	10.9#
FOOTWEAR, LEATHER GOODS	646	M	-	-	-	22.6	14.9	-	-	15.5
		F	-	-	-	22.4	14.6	-	-	15.2
		T	-	-	-	-	-	-	-	14.2#
FURN. FABRICS, HOUSEHOLD TEXTILES	647	M	-	-	-	23.7	18.2	-	-	19.4
		F	-	-	-	21.8#	18.0	-	-	18.9
		T	-	-	-	24.3#	13.6	-	-	18.0
HOUSEHOLD FITMENTS, APPLIANCES	648/649	M	-	-	20.6#	20.2	19.0	-	-	19.2
		F	-	-	25.1#	21.0	18.5	-	-	19.1
		T	-	-	-	22.5#	17.1	-	-	18.0
BOOKS, NEWSPRS., STATIONERY, OFFICE SUPPS.	653	M	-	-	-	23.4	20.3	-	-	21.2
		F	-	-	-	23.3	19.8	-	-	20.7
		T	-	-	-	-	14.2#	-	-	14.2#
OTHER RETAIL DISTRIBUTION	654/655	M	-	22.2	-	22.0	21.2	-	-	21.5
		F	-	21.6	-	20.8	20.0	-	-	20.4
		T	-	-	-	22.9#	12.6	-	-	13.8
VARIOUS NON-FOOD PRODUCTS	656	M	-	-	-	22.5	21.4	-	-	21.5
		F	-	-	-	22.5	20.4	-	-	20.7
		T	-	-	26.0#	17.9	12.0	-	-	12.5
RETAIL TRADE	64/653-656	M	-	23.5	22.7	21.9	18.1	-	-	18.6
		F	25.9#	21.6	23.1	21.3	16.6	-	-	17.2

TAB.A9

HORAIRE HEBDOMADAIRE DE TRAVAIL :  
MOYENNE ET COEFFICIENT DE VARIATION (CV)  
SELON L'ACTIVITE, LE SEXE, LA QUALIFICATION  
ET LE REGIME DE TRAVAIL

REGIME DE TRAVAIL : TEMPS PARTIEL

CV

QUALIFICATION								SEXE	NACE	ACTIVITE
1A	1B	2	3	4	5	(*)	TOT. ENS.			
			34.5#	35.2#	28.4#		35.7	M	611	MAT. PREM. AGR., ANIMAUX, TEXTILES
			25.6	38.0	44.3#		38.0	F		
			28.0	37.9	41.8		37.7	T		
			23.7	33.4#	31.5#		30.7	M	612	COMBUSTIBLES, MINERAIS, PR. CHIMIQUES
		37.5#	25.3	36.3	39.4#		35.0	F		
		34.6#	25.2	35.9	38.3#		34.4	T	613	BOIS, MATERIAUX DE CONSTR.
			34.7#	36.4			40.1	M		
			29.9	36.1	52.5#		39.4	F		
			30.7	36.6	61.8#		39.9	T		
			39.5#	33.3#			40.8	M	614	MACHINES, VEHICULES
		20.1#	29.6	36.5			34.6	F		
		21.6	30.8	36.0	53.3#		35.9	T		
				35.2	32.3#		37.7	M	615	MEUBLES, ART. MENAGERS
		32.6#	26.9	37.2	42.6#		35.8	F		
		32.8#	30.0	37.0	39.8		36.2	T		
			21.4	39.5#	32.0#		32.3	M	616	TEXTILE, HABILLEMENT, CHAUSSURES
	35.9#	30.5#	32.0	38.7	31.4		36.9	F		
	36.2#	34.4#	30.5	38.8	31.6		36.4	T	617	PRODUITS ALIM., BOISSONS, TABAC
				45.7	32.8#		42.2	M		
			32.1	31.3	26.1		31.4	F		
		29.9#	33.8	36.4	28.8		34.7	T	617.6	PRODUITS DU TABAC
								M		
								F		
								T		
				30.1	28.6#		32.9	M	618	PR. PHARM., MEDICAUX, D'ENTRETIEN
	21.1	23.8	28.3	33.8	28.8		32.7	F		
	39.6#	23.5	28.0	33.4	28.8		32.8	T		
								M	618.1	PRODUITS PHARM.
								F		
								T		
	13.9		27.9	41.0#	36.3#		37.3	M	619	AUTRES COMMERCES DE GROS
	49.7#	37.6#	29.2	37.9	42.4		39.9	F		
	42.7#	36.9#	29.1	38.3	41.6		39.6	T		
								M	619.1/2	PAPIER, LIVRES, JOURNEAUX
								F		
								T		
44.2#	38.5#	28.8	36.4	39.2	41.5		39.2	M	61	COMMERCE DE GROS
	42.4	32.8	29.4	36.4	40.8		35.9	F		
44.7#	42.7	31.9	30.4	36.9	41.1		36.5	T		
			55.0#	65.4			65.1	M	641/642	PR. ALIMENTAIRES, BOISSONS, TABAC
			43.6	55.7			55.2	F		
			49.1	61.0			60.5	T		
				55.9#			61.0#	M	643	PHARMACIES
	37.4#	39.5	39.1	48.0			45.0	F		
	37.4#	39.3	39.6	49.7			46.8	T		
								M	644	ART. MEDICAUX, PRODUITS D'ENTRETIEN
			44.9#	31.3			35.5	F		
			42.1#	31.0			35.6	T		
			42.6#	57.8			59.7	M	645	ARTICLES D'HABILLEMENT
		33.4#	33.6	48.1			46.9	F		
		32.7#	34.7	49.7			48.4	T		
				43.1			58.0#	M	646	CHAUSSURES, MAROQUINERIE
			36.3	61.7			60.2	F		
			36.8	62.2			60.8	T		
							44.0#	M	647	TISSUS D'AMEUBLEMENT
			23.3	42.5			41.3	F		
			33.8#	43.2			42.3	T		
			35.8#	58.2			56.3	M	648/649	EQUIPEMENT DU FOYER
	26.6#		45.1	48.3			47.6	F		
	32.3#		43.6	49.9			48.7	T		
			22.3#	48.8			44.5	M	653	LIVRES, JOURN., PAPIER, EQ. BUREAU
			31.5	36.9			36.1	F		
			30.7	39.0			37.6	T	654/655	AUTRES COMMERCES DE DETAIL
				62.6#			64.8#	M		
	23.5		38.1	40.3			38.3	F		
	24.4		44.1	45.0			43.2	T		
			38.6#	58.1			59.5	M	656	PRODUITS DIVERS NON ALIMENT.
			35.0	35.5			35.5	F		
			35.4	39.4			39.0	T		
		36.0#	51.8	64.1			64.4	M	64/653-656	COMMERCE DE DETAIL
	38.7		36.6	38.1			48.0	F		
								T		
38.8#	44.5	36.9	40.3	54.2			52.9			







TAB.B1

SALARIES SELON L ACTIVITE, LE SEXE,  
LE POURCENTAGE DE PRIMES ET LE REGIME  
DE TRAVAIL

(%)

REGIME DE TRAVAIL TEMPS PARTIEL		ALL TYPES OF EMPLOYMENT	EMS. DES REGIMES DE TRAVAIL										SEX E	NACE	ACTIVITE
>=20 <30	>=30 <50	>=50	T06. (%) ENS	0	>0 <5	>=5 <10	>=10 <15	>=15 <20	>=20 <30	>=30 <50	>=50	T06. (%) ENS			
		100.0	8.0	4.8	41.9	20.4	9.8	5.9	4.5	4.6	100.0	100.0	M	611	MAT. PREM. AGR., ANIMAUX, TEXTILES
		100.0	17.0	8.7	38.2	18.8	10.9	4.4			100.0	100.0	F		
		100.0	9.4	5.4	41.4	20.1	10.0	5.7	3.9	4.0	100.0	100.0	T		
9.5		100.0	3.6	4.0	23.8	21.1	27.7	11.4	4.5	4.1	100.0	100.0	M	612	COMBUSTIBLES, MINERAIS, PR. CHIMIQUES
9.1		100.0	5.5	4.2	22.5	17.3	33.7	9.9	3.3	3.5	100.0	100.0	F		
		100.0	4.0	4.0	23.5	20.3	28.9	11.1	4.2	4.0	100.0	100.0	T	613	BOIS, MATERIAUX DE CONSTR.
		100.0	5.1	6.9	41.5	24.9	10.4	6.6	2.9	1.7	100.0	100.0	M		
		100.0	10.1	7.0	43.7	23.9	9.6	4.1			100.0	100.0	F		
3.2		100.0	5.7	6.9	41.8	24.7	10.3	6.3	2.7	1.6	100.0	100.0	T		
		100.0	4.5	5.0	34.6	24.6	18.0	8.5	3.4	1.3	100.0	100.0	M	614	MACHINES, VEHICULES
7.3		100.0	7.3	5.8	33.1	24.4	20.8	7.0		1.0	100.0	100.0	F		
6.1		100.0	5.0	5.1	34.4	24.6	18.5	8.2	2.9	1.3	100.0	100.0	T		
		100.0	4.8	3.7	39.5	23.6	15.1	7.5	3.2	2.4	100.0	100.0	M	615	MEUBLES, ART. MENAGERS
4.4		100.0	9.8	7.6	37.3	25.7	12.7	5.0	1.1		100.0	100.0	F		
3.9		100.0	5.9	4.6	39.0	24.0	14.6	7.0	2.8	2.0	100.0	100.0	T		
17.5		100.0	5.2	5.0	43.3	22.3	9.7	8.1	3.9	2.4	100.0	100.0	M	616	TEXTILE, HABILLEMENT, CHAUSSURES
6.6		100.0	16.5	6.2	43.2	20.8	6.7	5.0	0.8		100.0	100.0	F		
7.9	1.8	100.0	9.1	5.4	43.3	21.8	8.7	7.0	2.8	1.8	100.0	100.0	T	617	PRODUITS ALIM., BOISSONS, TABAC
		100.0	8.8	6.6	56.1	18.6	5.0	3.8	1.8	1.2	100.0	100.0	M		
		100.0	13.7	9.1	55.5	15.0	4.0	1.7			100.0	100.0	F	617.6	PRODUITS DU TABAC
		100.0	9.8	7.1	55.9	16.3	4.8	3.4	1.6	1.0	100.0	100.0	T		
		100.0									100.0	100.0	M		
		100.0	3.8	3.0	24.4	24.4	28.2	11.1	3.5	1.5	100.0	100.0	F	618	PR. PHARM., MEDICAU, D ENTRETIEN
5.2	2.1	100.0	8.5	4.8	32.7	28.1	18.9	5.3	1.3		100.0	100.0	T		
5.3	1.9	100.0	5.3	3.6	27.0	25.6	25.3	9.3	2.8	1.1	100.0	100.0	M	618.1	PRODUITS PHARM.
		100.0									100.0	100.0	F		
		100.0	4.5	5.2	33.1	25.6	18.0	6.8	4.0	2.8	100.0	100.0	T	619	AUTRES COMMERCES DE GROS
4.5		100.0	11.9	8.0	33.3	23.8	16.6	4.4	1.0	0.7	100.0	100.0	M		
4.4		100.0	6.6	6.0	33.1	25.1	17.6	6.1	3.1	2.2	100.0	100.0	F	619.1/2	PAPIER, LIVRES, JOURNEAUX
		100.0									100.0	100.0	T		
3.4	2.1	100.0	5.6	5.2	39.3	22.5	14.7	7.3	3.3	2.1	100.0	100.0	M	61	COMMERCE DE GROS
5.1	1.2	1.0	10.7	6.9	38.3	22.1	14.8	5.1	1.1	0.9	100.0	100.0	F		
4.8	1.4	1.0	6.6	5.5	39.1	22.4	14.7	6.9	2.8	1.9	100.0	100.0	T		
		100.0	9.3	19.3	53.9	13.5	1.6	1.0	0.8	0.6	100.0	100.0	M	641/642	PR. ALIMENTAIRES, BOISSONS, TABAC
		100.0	15.7	22.1	46.3	13.6	1.3	0.6			100.0	100.0	F		
		100.0	12.6	20.7	50.0	13.6	1.4	0.8	0.5	0.4	100.0	100.0	T	643	PHARMACIES
		100.0	12.1	6.3	54.5	15.4				2.6	100.0	100.0	M		
1.1		100.0	13.3	11.6	51.9	17.6	3.5	1.1	0.4	0.4	100.0	100.0	F	644	ART. MEDICAUX, PRODUITS D ENTRETIEN
1.1		0.9	13.1	10.9	52.3	17.3	3.4	1.5	0.6	0.7	100.0	100.0	T		
		100.0	9.8	18.0	52.7	12.2	3.0				100.0	100.0	M		
		100.0	15.6	14.1	55.0	12.0	2.2				100.0	100.0	F	645	ARTICLES D HABILLEMENT
		100.0	13.4	15.6	54.1	12.1	2.5	1.1			100.0	100.0	T		
		100.0	7.6	5.8	58.3	16.8	3.8	4.4	2.0	1.2	100.0	100.0	M	646	CHAUSSURES, MAROQUINERIE
0.8		100.0	10.7	10.5	60.0	15.5	1.4	0.8	0.4	0.6	100.0	100.0	F		
0.7		100.0	9.8	9.2	59.5	15.9	2.1	1.9	0.9	0.8	100.0	100.0	T		
		100.0	11.0	8.0	55.8	16.1	3.3	2.7	1.9		100.0	100.0	M	647	TISSUS D AMEUBLEMENT
		100.0	32.0	18.3	39.8	8.6	0.6				100.0	100.0	F		
		100.0	26.2	15.4	44.3	10.7	1.3	0.9	0.7	0.5	100.0	100.0	T	648/649	EQUIPEMENT DU FOYER
		100.0	9.9	10.2	61.1	13.2	2.2	1.2	1.4		100.0	100.0	M		
		100.0	26.2	5.7	52.5	9.7					100.0	100.0	F		
		100.0	15.1	8.8	58.4	12.1	2.0	1.3	1.4	0.9	100.0	100.0	T		
		100.0	11.9	8.4	57.0	14.2	3.7	2.0	1.9	1.0	100.0	100.0	M	653	LIVRES, JOURN., PAPIER, EQ. BUREAU
		100.0	22.0	12.7	54.1	7.6	1.3	0.8	0.7	0.4	100.0	100.0	F	654/655	AUTRES COMMERCES DE DETAIL
		100.0	15.7	10.0	55.9	11.7	2.8	1.5	1.5	0.8	100.0	100.0	T		
		100.0	6.7	10.8	39.4	24.4	7.2	6.1	4.3		100.0	100.0	M		
2.8		100.0	9.0	12.9	42.5	23.8	6.8	2.6			100.0	100.0	F		
3.3		100.0	7.8	11.8	40.9	24.1	7.0	4.4	2.6	0.8	100.0	100.0	T		
		100.0	9.9	7.7	43.2	24.4	6.4	4.8	2.6	1.0	100.0	100.0	M	656	PRODUITS DIVERS NON ALIMENT.
		100.0	6.6	8.1	37.6	31.6	11.3	3.4	1.0		100.0	100.0	F		
		100.0	8.7	7.8	41.2	27.0	8.2	4.3	2.0	0.7	100.0	100.0	T		
		100.0	9.0	7.3	45.0	33.3	1.9	2.1	0.9		100.0	100.0	M		
		100.0	9.9	10.5	41.0	36.6	1.2	0.4			100.0	100.0	F		
		100.0	9.6	9.2	42.6	35.2	1.5	1.1	0.5	0.3	100.0	100.0	T		
0.3		0.4	100.0	9.5	12.5	52.7	18.3	2.7	2.1	1.4	100.0	100.0	M	64/653- 656	COMMERCE DE DETAIL
0.5	0.3	0.3	100.0	14.3	15.0	48.7	18.7	1.7	0.7	0.3	100.0	100.0	F		
0.5	0.3	0.3	100.0	12.2	13.9	50.4	18.5	2.2	1.3	0.8	100.0	100.0	T		

TAB.B2

BONUSES PERCENTAGE:  
MEAN (M) AND COEFFICIENT OF  
VARIATION (CV) ACCORDING TO  
ACTIVITY, SEX AND SIZE OF ENTERPRISE

ACTIVITY	NACE	SEX	SIZE OF ENTERPRISE (NUMBER OF EMPLOYEES)							TOG. ENS.
			10	50	100	200	500	>=	(°)	
			49	99	189	499	999	1000		
AGRIC. PRIMARY	611	M	15.4	14.1	16.5#	12.1	-	-	-	14.8
PROD. LIVE- STOCK, TEXT.		F	8.4#	11.7#	-	10.6#	-	-	-	9.3
FUELS, ORES,	612	T	14.3	13.6	14.7#	11.9	-	-	-	13.0
INDUSTRIAL		M	20.2#	17.2	15.1	-	-	-	-	17.8
CHEMICALS		F	18.5	14.0	13.4	-	-	-	-	16.1
TIMBER, BUILDING	613	T	19.9	16.5	14.8	-	-	-	-	17.3
MATERIALS		M	12.6	12.2	12.2	-	-	-	-	12.5
		F	8.9	10.8#	10.3#	-	-	-	-	9.6
		T	12.0	12.0	12.0	-	-	-	-	12.1
MACHINERY,	614	M	12.3	13.5	14.7	13.9	-	-	-	13.4
EQUIPMENTS,		F	12.4#	11.3#	13.4	12.2	-	-	-	12.2
VEHICLES		T	12.3	13.1	14.5	13.7	-	-	-	13.2
FURNITURE, HSEHD.	615	M	12.5	12.9	12.5	18.3	-	-	-	14.0
GOODS,		F	9.8	11.0	10.0	13.3#	-	-	-	10.3
HARDWARE		T	11.8	12.5	12.0	17.2	-	-	-	13.2
TEXTILES, CLOTH- ING, FOOTWR.	616	M	15.9	12.6	9.1	-	-	-	-	13.9
LEATHERWARE		F	-	10.2	9.3	-	-	-	-	9.8#
FOOD, DRINK,	617	T	14.0	11.7	9.2	-	-	-	-	12.5
TOBACCO		M	10.3	-	10.6	9.3	7.6	-	-	10.2
		F	8.3#	7.5	8.7	6.6#	7.2	-	-	8.0
		T	9.9	-	10.1	8.7	7.6	-	-	9.8
TOBACCO	617.6	M	-	-	-	-	-	-	-	-
PRODUCTS		F	-	-	-	-	-	-	-	-
		T	-	-	-	-	-	-	-	-
PHARMACEUTICAL,	618	M	15.4	15.2	12.4	-	-	-	-	14.9
MEDICAL GDS.,		F	11.3	10.9	10.1#	-	-	-	-	11.5
CLEANING MAT.		T	14.3	13.6	11.7	-	-	-	-	13.8
PHARMACEUTICALS	618.1	M	-	-	-	-	-	-	-	-
		F	-	-	-	-	-	-	-	-
		T	-	-	-	-	-	-	-	-
OTHER WHOLESALE	619	M	15.2	12.9#	-	16.5	-	-	-	16.9#
DISTRIBUTION		F	9.4	9.4	12.7#	12.4	-	-	-	10.6
		T	13.4	11.9	-	15.7	-	-	-	15.1#
PAPER, BOOKS,	619.1/2	M	-	-	-	-	-	-	-	-
STATIONERY,		F	-	-	-	-	-	-	-	-
NEWSPAPERS		T	-	-	-	-	-	-	-	-
WHOLESALE TRADE	61	M	13.4	13.1	14.3#	13.8	-	-	-	13.6
		F	10.7	10.4	11.0	11.1	-	-	-	10.8
		T	12.9	12.5	13.6#	13.3	-	-	-	13.1
FOOD, DRINK,	641/642	M	8.5#	-	6.5#	10.0#	5.8	6.9	-	8.4#
TOBACCO		F	5.8#	4.9	3.9#	6.5#	7.2#	6.3	-	6.0
		T	6.9#	-	5.4	8.6	6.8	6.6	-	7.2
DISPENSING	643	M	10.0#	-	-	-	-	-	-	10.0#
CHEMISTS		F	7.5	-	-	-	-	-	-	7.5
		T	7.8	-	-	-	-	-	-	7.8
MEDICAL GOODS,	644	M	7.3#	-	-	-	-	-	-	8.0#
COSMETICS,		F	5.1#	-	-	-	-	-	-	6.4
CLEANING MAT.		T	6.0	-	-	-	-	-	-	7.0
CLOTHING	645	M	-	7.9#	10.6#	8.7#	-	-	-	10.9#
		F	8.4#	-	7.2#	9.3#	-	-	-	7.9
		T	9.7#	7.1#	8.3	9.1#	-	-	-	8.8
FOOTWEAR,	646	M	9.6#	10.5#	8.2#	-	-	-	-	8.7
LEATHER GOODS		F	4.4	-	4.9	-	-	-	-	4.6
		T	5.6	-	6.0	-	-	-	-	5.7
FURN. FABRICS,	647	M	8.1	-	-	-	-	-	-	8.0
HOUSEHOLD		F	-	-	-	-	-	-	-	-
TEXTILES		T	8.7#	-	-	-	-	-	-	8.3#
HOUSEHOLD	648/649	M	9.0	8.7#	7.2	-	-	-	-	8.7
FITMENTS,		F	-	5.6	-	-	-	-	-	-
APPLIANCES		T	-	7.5	6.7	-	-	-	-	8.5#
BOOKS, NEWSPRS.,	653	M	-	13.7#	-	-	-	-	-	-
STATIONERY,		F	-	-	-	-	-	-	-	-
OFFICE SUPPS.		T	-	12.5#	-	-	-	-	-	-
OTHER RETAIL	654/655	M	9.3	10.5	-	-	-	-	-	10.0
DISTRIBUTION		F	-	10.6	-	-	-	-	-	-
		T	-	10.5	-	-	-	-	-	11.2#
VARIOUS NON-FOOD	656	M	7.8#	-	9.5#	-	-	-	-	8.8
PRODUCTS		F	6.4#	5.2#	8.4#	-	-	-	-	7.8
		T	7.4#	6.9#	8.9#	-	-	-	-	8.2
RETAIL TRADE	64/653- 656	M	-	6.0	6.6	9.5	7.1	7.9	-	8.4#
		F	-	6.0	6.6	7.7	5.9	7.4	-	7.6#
		T	-	8.9#	7.5	8.7	6.3	7.6	-	8.4



POURCENTAGE DE PRIMES:  
MOYENNE (M) ET COEFFICIENT DE  
VARIATION (CV) SELON L'ACTIVITE,  
LE SEXE ET LA TAILLE DE L'ENTREPRISE

CV

TAILLE ENTREPRISE (NOMBRE DE SALARIES)								SEX E	NACE	ACTIVITE
10 49	50 99	100 199	200 499	500 999	>= 1000	(*)	100. ENS.			
166.1	84.7	160.8#	78.5	-	-	-	149.5	M	611	MAT. PREM. AGR.,
125.4#	64.4#	-	79.5#	-	-	-	103.3	T		ANIMAUX,
167.7	82.5	163.4#	78.8	-	-	-	148.8	F		TEXTILES
239.0#	113.2	-	-	-	-	-	186.7	M	612	COMBUSTIBLES,
106.6	60.1	40.4	-	-	-	-	100.7	F		MINERAIS,
219.8	107.2	52.7	-	-	-	-	174.5	T		PR. CHIMIQUES
175.9	112.4	90.9	-	-	-	-	145.4	M	613	BOIS, MATERIAUX
83.7	95.6#	73.9#	-	-	-	-	88.8	F		DE CONSTR.
172.1	111.3	88.9	-	-	-	-	142.6	T		
114.9	117.7	89.5	60.7	-	-	-	99.8	M	614	MACHINES,
163.0#	141.4#	55.9	52.0	-	-	-	129.3	F		VEHICULES
124.9	121.7	85.7	60.0	-	-	-	104.4	T		
169.5	89.3	79.0	68.1	-	-	-	134.0	M	615	MEUBLES,
114.9	61.5	61.4	74.8#	-	-	-	85.8	F		ART. MENAGERS
162.9	86.2	77.5	70.4	-	-	-	130.2	T		QUINCAILLERIE
184.9	102.6	62.7	-	-	-	-	153.3	M		
241.5	95.4	62.0	-	-	-	-	284.8#	F	616	TEXTILE,
154.9	-	97.5	66.2	45.1	-	-	191.7	T		HABILLEMENT,
159.7#	56.9	71.8	82.4#	36.1	-	-	288.6	M	617	CHAUSSURES
156.1	-	94.1	70.1	44.2	-	-	119.2	F		PRODUITS ALIM.,
-	-	-	-	-	-	-	274.6	T		BOISSONS,
-	-	-	-	-	-	-	-	M	617.6	TABAC
-	-	-	-	-	-	-	-	F		PRODUITS DU
-	-	-	-	-	-	-	-	T		TABAC
88.0	68.4	61.0	-	-	-	-	77.9	M	618	PR. PHARM.,
84.5	56.9	120.9#	-	-	-	-	73.7	F		MEDICAUX,
97.5	68.3	80.1	-	-	-	-	78.4	T		D'ENTRETIEN
-	-	-	-	-	-	-	-	M	618.1	PRODUITS
-	-	-	-	-	-	-	-	F		PHARM.
-	-	-	-	-	-	-	-	T		
129.8	159.5#	-	71.1	-	-	-	790.2#	M	619	AUTRES COMMERCE
102.8	77.6	123.6#	63.7	-	-	-	96.7	F		DE GROS
130.3	150.1	-	71.4	-	-	-	749.0#	T		
-	-	-	-	-	-	-	-	M	619.1/2	PAPIER, LIVRES,
-	-	-	-	-	-	-	-	F		JOURNEAUX
-	-	-	-	-	-	-	-	T		
174.5	223.5	690.7#	67.6	-	-	-	313.6	M	61	COMMERCE DE GROS
171.2	97.4	85.2	65.1	-	-	-	130.0	F		
174.9	211.1	646.7#	67.9	-	-	-	286.7	T		
235.0#	-	81.0#	136.7#	66.6	59.7	-	482.1#	M	641/642	PR. ALIMENTAIRES,
220.5#	96.4	111.8#	180.5#	101.9#	58.6	-	131.5	F		BOISSONS,
234.6#	-	94.3	151.5	95.7	58.5	-	401.9	T		TABAC
130.8#	-	-	-	-	-	-	130.8#	M	643	PHARMACIES
126.5	-	-	-	-	-	-	126.5	F		
128.7	-	-	-	-	-	-	128.7	T		
131.9#	-	-	-	-	-	-	128.9#	M	644	ART. MEDICAUX,
120.3#	-	-	-	-	-	-	85.1	F		PRODUITS
130.4	-	-	-	-	-	-	110.3	T		D'ENTRETIEN
247.6#	97.8#	132.7#	113.1#	-	-	-	397.4#	M	645	ARTICLES
427.7#	182.9#	159.6#	202.4#	-	-	-	194.2	F		D'HABILLEMENT
121.2#	113.2#	150.7	177.2#	-	-	-	302.5	T		
159.2	-	58.7	-	-	-	-	109.2	M	646	CHAUSSURES,
153.6	-	98.4	-	-	-	-	252.8	F		MAROQUINERIE
117.2	-	-	-	-	-	-	194.9	T		
-	-	-	-	-	-	-	128.4	M	647	TISSUS
400.3#	-	-	-	-	-	-	-	F		D'AMEUBLEMENT
131.4	173.1#	78.5	-	-	-	-	384.7#	T		
-	75.2	-	-	-	-	-	132.6	M	648/649	EQUIPEMENT DU
-	162.6	137.6	-	-	-	-	-	F		FOYER
-	83.9#	-	-	-	-	-	723.5#	T		
-	-	-	-	-	-	-	-	M	653	LIVRES, JOURN.,
-	120.1#	-	-	-	-	-	-	F		PAPIER,
101.8	110.8	-	-	-	-	-	97.4	T		EQ. BUREAU
-	64.6	-	-	-	-	-	-	M	654/655	AUTRES COMMERCE
-	95.5	-	-	-	-	-	-	F		DE DETAIL
49.3#	-	62.8#	-	-	-	-	571.3#	T		
35.3#	83.7#	72.0#	-	-	-	-	98.7	M	656	PRODUITS DIVERS
47.5#	109.0#	67.8#	-	-	-	-	60.5	F		NON ALIMENT.
-	-	-	-	-	-	-	80.8	T		
-	190.9	105.2	116.5	76.7	98.9	-	883.6#	M	64/653-	COMMERCE DE
-	841.6#	139.7	172.7	97.9	58.1	-	841.7#	F	656	DETAIL
-	-	122.1	140.9	89.2	80.3	-	915.4	T		

TAB.B3

BONUSES PERCENTAGE:  
MEAN (M) AND COEFFICIENT OF VARIATION (CV)  
ACCORDING TO ACTIVITY, SEX,  
QUALIFICATION AND TYPE OF EMPLOYMENT

M TYPE OF EMPLOYMENT: FULL-TIME										
ACTIVITY	NACE	SEX	QUALIFICATION							TOG. ENS.
			1A	1B	2	3	4	5	(*)	
AGRIC. PRIMARY PROD., LIVE-STOCK, TEXT.	611	M	.	21.1#	20.1	14.1	11.8	8.8	-	14.5
FUELS, ORES, INDUSTRIAL CHEMICALS	612	F	.	20.8#	19.8	13.6	11.5	9.5	-	14.0
TIMBER, BUILDING MATERIALS	613	M	29.6#	22.4#	15.8	11.8	9.6	13.2#	-	17.6
MACHINERY, EQUIPMENTS, VEHICLES	614	M	30.1#	21.7#	15.6	11.6	9.6	-	-	12.3
FURNITURE, HSEND. GOODS, HARDWARE	615	M	22.0#	17.1	16.2	12.6	11.2	10.8#	-	13.5
TEXTILES, CLOTHING, FOOTWR., LEATHERWARE	616	M	22.5#	16.9	16.2	12.5	11.2	10.9#	-	13.3
FOOD, DRINK, TOBACCO	617	M	28.0#	21.5#	18.8	11.9	10.8	9.8	-	14.1
TOBACCO PRODUCTS	617.6	F	28.1#	21.2	17.9	11.9	9.2	-	-	10.3
PHARMACEUTICAL, MEDICAL GDS., CLEANING MAT.	618	M	32.0#	18.0#	13.7	13.6	10.6	10.1	-	13.8
PHARMACEUTICALS	618.1	F	31.9#	19.3#	12.5#	9.0	8.6	6.4#	-	8.6
OTHER WHOLESALE DISTRIBUTION	619	M	30.2#	14.9#	11.4	12.6	9.7	9.1	-	12.7
PAPER, BOOKS, STATIONERY, NEWSPAPERS	619.1/2	F	30.0#	14.7#	11.2	9.2	7.7	7.1	-	10.4
WHOLESALE TRADE	61	M	.	.	.	.	.	.	-	.
FOOD, DRINK, TOBACCO	641/642	F	.	.	.	.	.	.	-	.
DISPENSING CHEMISTS	643	M	44.4#	17.7	16.4	13.3	11.3	9.5	-	15.0
MEDICAL GOODS, COSMETICS, CLEANING.MAT. CLOTHING	644	F	42.7#	17.4	11.7#	12.1	10.0	-	-	11.3
FOOTWEAR, LEATHER GOODS	646	M	30.9	18.8	16.6	12.7	11.0#	9.4	-	14.1
FURN. FABRICS, HOUSEHOLD TEXTILES	647	F	30.8	18.6	16.3	12.5	10.7	9.2	-	13.3
HOUSEHOLD FITMENTS, APPLIANCES	648/649	M	.	8.4#	9.1	8.9	7.5	-	-	9.7#
BOOKS, NEWSPRS., STATIONERY, OFFICE SUPPS.	653	F	.	9.1#	9.4	6.5	6.7	-	-	6.8
OTHER RETAIL DISTRIBUTION	654/655	M	.	6.6#	15.9#	7.2	9.0#	-	-	8.4#
VARIOUS NON-FOOD PRODUCTS	656	F	.	8.5#	8.0	7.4	6.1	-	-	7.5
RETAIL TRADE	64/653-656	M	.	7.9#	8.7	7.4	7.3	-	-	8.1
		F	.	5.8#	7.9#	7.9#	5.8#	-	-	7.8
		M	.	.	.	6.7#	6.8	-	-	6.6
		F	.	.	.	6.5	6.5	-	-	7.1
		M	.	14.1#	12.8#	8.8	7.2	-	-	11.3#
		F	.	.	10.5	8.2	6.8#	-	-	7.6
		M	.	.	5.1#	4.7	-	-	-	9.1
		F	.	.	10.2	6.8	5.0	-	-	9.1
		M	.	.	9.0#	7.7#	6.7	-	-	4.9
		F	.	.	.	6.5	6.5	-	-	6.5
		M	.	.	9.0#	8.0#	6.6	-	-	8.1
		F	.	.	10.1	8.2	7.9	-	-	7.7
		M	.	.	12.3#	9.8	6.2	-	-	8.0
		F	.	.	15.4#	13.6	7.2	-	-	8.9
		M	.	.	14.9#	14.4#	9.0	-	-	6.7
		F	.	.	13.9#	13.4#	7.2	-	-	8.3
		M	.	.	14.9#	14.4#	10.4	-	-	8.6
		F	.	.	13.9#	13.4#	8.0	-	-	10.1
		M	.	.	14.3	10.0	10.6	-	-	10.3
		F	.	.	14.1	10.0	7.9	-	-	10.2
		M	.	.	13.0	10.6	7.4	-	-	8.9
		F	.	.	11.1#	9.5	7.7	-	-	8.1
		M	.	.	12.8	10.4	8.9	-	-	8.6
		F	.	.	.	.	7.7	-	-	10.2#
		M	.	.	.	.	7.2	-	-	7.3
		F	.	.	.	.	7.2	-	-	8.9

TAB.B3

POURCENTAGE DE PRIMES:  
MOYENNE (M) ET COEFFICIENT DE VARIATION (CV)  
SELON L ACTIVITE, LE SEXE,  
LA QUALIFICATION ET LE REGIME DE TRAVAIL  
REGIME DE TRAVAIL: TEMPS PLEIN

CV

QUALIFICATION								SEXE	NACE	ACTIVITE
1A	1B	2	3	4	5	(*)	100. ENS.			
	113.4#	111.7	98.9	128.1	79.4	-	140.1	M	611	MAT. PREM. AGR.,
			55.3	124.9#	80.5#	-	103.6	F		ANIMAUX
	113.3#	111.5	97.7	128.4	81.3	-	139.3	T		TEXTILES
	103.4	95.2	68.0	88.3	157.2#	-	187.3	M	612	COMBUSTIBLES,
		78.5#	108.1#	107.7	-	-	106.3	F		MINERAIS,
119.6#	106.0	84.0	81.4	95.0	156.0#	-	177.6	T		PR. CHIMIQUES
	145.5#	82.3	119.8	151.2	-	-	145.5	M	613	BOIS, MATERIAUX
			69.6#	81.0	-	-	88.0	F		DE CONSTR.
118.2#	146.6#	82.1	117.0	145.4	-	-	143.1	T		
118.9#	86.3	111.8	84.9	77.5	155.7#	-	99.5	M	614	MACHINES,
			66.1	59.5	-	-	120.0	F		VEHICULES
117.4#	86.6	124.1	83.4	74.2	156.3#	-	101.9	T		
116.4#	114.0#	132.4	61.3	183.1	75.6	-	133.9	M	615	MEUBLES,
		48.1	69.2	66.0	-	-	68.0	F		ART. MENAGERS
115.4#	113.3	132.0	62.3	166.8	77.2	-	130.3	T		QUINCAILLERIE
127.2#	145.7#	122.1	191.9	63.5	75.7	-	153.4	M	616	TEXTILE,
		77.7#	68.2	73.0	67.2#	-	152.0	-		HABILLEMENT,
126.9#	168.4#	119.2	184.7	67.7	78.0	-	155.4	T		CHAUSSURES
113.2#	159.4#	59.9	-	91.9	88.0	-	288.5	M	617	PRODUITS ALIM.,
			60.4	59.3	65.2#	-	62.9	F		BOISSONS,
113.8#	157.9#	60.7	-	87.7	86.0	-	278.1	T	617.6	TABAC
						-		M		PRODUITS DU
						-		F		TABAC
						-		T		
126.7#	82.7	62.1	56.4	55.6	47.2	-	77.8	M	618	PR. PHARM.,
	81.6#	54.1	58.9	57.4	64.8#	-	64.2	F		MEDICAUX,
126.2#	82.8	61.8	57.3	56.8	53.6	-	77.2	T		D ENTRETIEN
						-		M	618.1	PRODUITS
						-		F		PHARM.
						-		T		
100.9#	104.6	80.4	168.8	-	68.1	-	791.8#	M	619	AUTRES COMMERCES
		57.6#	67.7	70.1	-	-	77.3	F		DE GROS
104.0#	103.9	80.1	157.8	-	93.9	-	761.8#	T		
						-		M	619.1/2	PAPIER, LIVRES,
						-		F		JOURNEAUX
						-		T		
186.9	115.1	106.6	186.4	611.6#	144.9	-	314.0	M	61	COMMERCE DE GROS
	158.9#	143.4#	83.3	84.3	104.4	-	104.1	F		
185.6	117.3	109.5	177.1	555.3	141.8	-	300.7	T		
	54.5#	70.0	121.8	158.7	-	-	497.8#	M	641/642	PR. ALIMENTAIRES,
			81.9	151.0	-	-	140.6	F		BOISSONS,
	72.5#	73.5	118.1	155.0	-	-	437.8#	T		TABAC
	57.8#	67.7#	32.1	68.7#	-	-	120.5#	M	643	PHARMACIES
	71.6#	72.3	59.2	70.6	-	-	70.8	F		
	70.2#	77.7	57.9	73.4	-	-	91.6	T		
	56.5#		91.4#	69.3#	-	-	119.4	M	644	ART. MEDICAUX,
				50.4	-	-	86.7	F		PRODUITS
			108.1#	54.4	-	-	105.1	T		D ENTRETIEN
		143.9#	94.8	126.0	-	-	400.6#	M	645	ARTICLES
			146.8#	115.1	-	-	127.1	F		D HABILLEMENT
	107.2#	139.7#	121.2	118.3	-	-	325.8	T		
		98.4	82.1	123.8#	-	-	104.8	M	646	CHAUSSURES,
		48.5#		112.2	-	-	139.0	F		MAROQUINERIE
		99.4	131.7	117.3	-	-	126.9	T		
		86.4#	136.5#	87.6	-	-	127.9	M	647	TISSUS
				75.2	-	-	102.2	F		D AMEUBLEMENT
		83.8#	132.9#	84.3	-	-	123.2	T		
	125.0#	101.5	93.3	150.3	-	-	131.8	M	648/649	EQUIPEMENT DU
			70.4	133.6	-	-	127.8	F		FOYER
	124.1#	108.9	90.8	146.9	-	-	132.6	T		
	77.6#	70.3		81.2	-	-		M	653	LIVRES, JOURN.,
			61.3	72.5	-	-	107.5	F		PAPIER,
	79.0#	110.7#		79.1	-	-		T		EQ. BUREAU
	78.4#	100.4#		88.0	-	-	97.2	M	654/655	AUTRES COMMERCES
			93.5	87.3	-	-	87.4	F		DE DETAIL
			66.0#		-	-		T		
	84.3#	98.8#	88.1	88.3	-	-	94.6	M		
	75.6	57.8	54.8	61.0	-	-	71.2	T	656	PRODUITS DIVERS
		35.1	33.8	58.9	-	-	53.3	F		NON ALIMENT.
	74.6	52.6	46.9	59.9	-	-	64.8	T		
	97.1	101.4		128.3	-	-	885.7#	M	64/653-	COMMERCE DE
	85.7#	95.8	100.0	118.1	-	-	113.6	F	656	DETAIL
	96.2	100.5		123.4	-	-	764.8	T		

TAB.B3

BONUSES PERCENTAGE:  
 MEAN (M) AND COEFFICIENT OF VARIATION (CV)  
 ACCORDING TO ACTIVITY, SEX,  
 QUALIFICATION AND TYPE OF EMPLOYMENT

		TYPE OF EMPLOYMENT: PART-TIME								
ACTIVITY	NACE	SEX	QUALIFICATION							TOG. ENS.
			1A	1B	2	3	4	5	(*)	
AGRIC. PRIMARY	611	M	-	-	-	-	-	-	-	-
PROD. LIVE-		F	-	-	-	-	7.5#	-	-	7.5#
STOCK, TEXT.		T	-	-	-	-	7.5#	-	-	-
FUELS, ORES.	612	M	-	-	-	-	-	-	-	12.9#
INDUSTRIAL		F	-	-	-	15.0#	13.7	-	-	14.0
CHEMICALS		T	-	-	18.2#	14.4#	13.6	-	-	13.7
TIMBER, BUILDING	613	M	-	-	-	-	-	-	-	-
MATERIALS		F	-	-	-	-	8.0#	-	-	8.6#
		T	-	-	-	10.6#	8.5#	-	-	8.8#
MACHINERY,	614	M	-	-	-	-	-	-	-	-
EQUIPMENTS,		F	-	-	-	12.2#	-	-	-	12.5#
VEHICLES		T	-	-	-	11.8#	-	-	-	11.7#
FURNITURE, HSEHD.	615	M	-	-	-	-	-	-	-	-
GOODS,		F	-	-	-	12.6#	9.6#	-	-	10.2
HARDWARE		T	-	-	-	12.3#	9.2#	8.1#	-	9.9
TEXTILES, CLOTH-	616	M	-	-	-	-	12.2#	-	-	-
ING, FOOTWR.,		F	-	-	-	10.8#	-	8.8#	-	-
LEATHERWARE		T	-	-	-	11.9	-	9.1	-	-
FOOD, DRINK,	617	M	-	-	-	-	5.1#	-	-	5.2#
TOBACCO		F	-	-	-	-	7.6#	-	-	-
		T	-	-	-	-	6.8#	-	-	8.0#
TOBACCO	617.6	M	-	-	-	-	-	-	-	-
PRODUCTS		F	-	-	-	-	-	-	-	-
		T	-	-	-	-	-	-	-	-
PHARMACEUTICAL,	618	M	-	-	-	-	9.6#	-	-	9.6#
MEDICAL GDS.,		F	-	13.8	-	12.8	11.8#	9.0	-	11.9
CLEANING MAT.		T	-	14.4	-	12.7	11.6#	8.8	-	11.7
PHARMACEUTICALS	618.1	M	-	-	-	-	-	-	-	-
		F	-	-	-	-	-	-	-	-
		T	-	-	-	-	-	-	-	-
OTHER WHOLESALE	619	M	-	-	-	12.6	10.1#	-	-	10.5
DISTRIBUTION		F	-	13.3#	-	10.0	-	-	-	10.0
		T	-	12.8#	-	-	10.0	7.6#	-	10.0
PAPER, BOOKS,	619.1/2	M	-	-	-	-	-	-	-	-
STATIONERY,		F	-	-	-	-	-	-	-	-
NEWSPAPERS		T	-	-	-	-	-	-	-	-
WHOLESALE TRADE	61	M	-	-	-	-	8.1	6.1#	-	9.4#
		F	-	-	11.4#	12.3	10.7	7.9#	-	10.6
		T	-	-	12.3#	12.5	10.2	7.4#	-	10.4
FOOD, DRINK,	641/642	M	-	-	-	-	5.2	-	-	5.5#
TOBACCO		F	-	-	-	-	7.7#	-	-	5.3
		T	-	-	-	-	5.2	-	-	5.4
DISPENSING	643	M	-	-	-	-	-	-	-	-
CHEMISTS		F	-	-	-	8.1#	5.1	-	-	7.4
		T	-	-	-	8.0#	5.2	-	-	7.4
MEDICAL GOODS,	644	M	-	-	-	-	-	-	-	-
COSMETICS,		F	-	-	-	-	6.3	-	-	5.6#
CLEANING.MAT.		T	-	-	-	-	6.2	-	-	-
CLOTHING	645	M	-	-	-	-	6.3#	-	-	6.5
		F	-	-	8.2#	7.2	8.5#	-	-	8.3#
		T	-	-	8.1#	7.3	8.4#	-	-	8.2
FOOTWEAR,	646	M	-	-	-	-	-	-	-	-
LEATHER GOODS		F	-	-	-	-	-	-	-	-
		T	-	-	-	-	-	-	-	-
FURN. FABRICS,	647	M	-	-	-	-	-	-	-	-
HOUSEHOLD		F	-	-	-	-	-	-	-	-
TEXTILES		T	-	-	-	-	-	-	-	-
HOUSEHOLD	648/649	M	-	-	-	-	-	-	-	4.5#
FITMENTS,		F	-	-	-	-	5.0#	-	-	-
APPLIANCES		T	-	-	-	-	4.9#	-	-	-
BOOKS, NEWSPRS.,	653	M	-	-	-	-	8.4	-	-	-
STATIONERY,		F	-	-	-	-	8.2	-	-	-
OFFICE SUPPS.		T	-	-	-	-	-	-	-	-
OTHER RETAIL	654/655	M	-	-	-	-	-	-	-	-
DISTRIBUTION		F	-	11.3	-	-	8.9	-	-	-
		T	-	11.3	-	-	8.5	-	-	-
VARIOUS NON-FOOD	656	M	-	-	-	-	-	-	-	-
PRODUCTS		F	-	-	-	10.8	7.0	-	-	7.5
		T	-	-	-	11.0	6.9	-	-	7.4
RETAIL TRADE	64/653-	M	-	-	-	-	5.3	-	-	5.7
	656	F	-	8.2#	-	-	6.4	-	-	-
		T	-	8.1#	-	-	6.1	-	-	-

TAB.B3

POURCENTAGE DE PRIMES:  
 MOYENNE (M) ET COEFFICIENT DE VARIATION (CV)  
 SELON L'ACTIVITE, LE SEXE,  
 LA QUALIFICATION ET LE REGIME DE TRAVAIL  
 REGIME DE TRAVAIL: TEMPS PARTIEL

CV

QUALIFICATION							SEXE	NACE	ACTIVITE	
1A	1B	2	3	4	5	(*)				TOT. ENS.
				85.1#			93.8#	M	611	MAT. PREM. AGR., ANIMAUX, TEXTILES
				83.9#				F		
							88.7#	T		
			64.5#	74.5			71.8	M	612	COMBUSTIBLES, MINERAIS, PR. CHIMIQUES
		47.5#	65.0#	80.0			75.1	F		
								T		
				79.4#			86.1#	M	613	BOIS, MATERIAUX DE CONSTR.
				101.8#			99.3#	F		
								T		
			71.7#				147.8#	M	614	MACHINES, VEHICULES
			71.8#				146.2#	F		
								T		
			101.6#	126.6#			115.3	M	615	MEUBLES, ART. MENAGERS
			98.3#	125.8#	75.5#		114.1	F		QUINCAILLERIE
				75.3#				T		
			66.6#			67.7#		M	616	TEXTILE, HABILLEMENT, CHAUSSURES
			69.0			68.1		F		PRODUITS ALIM., BOISSONS, TABAC
				87.3#			90.8#	T	617	
				92.0#				M		
				94.1#			178.2#	F	617.6	PRODUITS DU TABAC
								T		
				63.8#			66.8#	M	618	PR. PHARM., MEDICAUX, D'ENTRETIEN
	35.2		64.6	113.0#	49.7		90.0	F		PRODUITS PHARM.
	30.9		65.5	111.0#	50.4		89.1	T	618.1	
								M		
								F		
			27.2	51.8#			58.7	T	619	AUTRES COMMERCE DE GROS
				101.2			129.8	M		
	37.7#			97.1	92.1#		123.0	F	619.1/2	PAPIER, LIVRES, JOURNEAUX
	47.6#							T		
								M		
				103.1	91.8#		213.3#	F	61	COMMERCE DE GROS
		88.3#	109.9	210.1	154.9#		176.3	T		
		100.0#	158.2	202.1			182.6	M	641/642	PR. ALIMENTAIRES, BOISSONS, TABAC
			67.5#	129.4			171.7#	F		
				111.9			109.4	T	643	PHARMACIES
				119.2			138.0	M		
			141.1#	101.7			173.4	F	644	ART. MEDICAUX, PRODUITS D'ENTRETIEN
			140.8#	115.9			172.7	T		ARTICLES D'HABILLEMENT
				56.2			71.4#	M	645	
				57.7				F		
				63.1#			62.4	T	646	CHAUSSURES, MAROQUINERIE
		21.5#	63.1	254.2#			244.2#	M	647	TISSUS D'AMEUBLEMENT
		21.2#	62.5	249.6#			238.9	F		
								T		
								M	648/649	EQUIPEMENT DU FOYER
				167.7#			117.5#	F		
				168.2#				T		
				97.6				M	653	LIVRES, JOURN., PAPIER, ED. BUREAU
				105.2				F	654/655	AUTRES COMMERCE DE DETAIL
				64.0				T		
	10.4			65.3				M	656	PRODUITS DIVERS NON ALIMENT.
	9.9							F		
			17.6	73.8			68.0	T	64/653-656	COMMERCE DE DETAIL
			25.7	126.7			113.0	M		
				171.1			189.3	F		
				223.0				T		
	88.0#			215.1				M		
	84.2#							F		

TAB.B3

BONUSES PERCENTAGE:  
MEAN (M) AND COEFFICIENT OF VARIATION (CV)  
ACCORDING TO ACTIVITY, SEX,  
QUALIFICATION AND TYPE OF EMPLOYMENT

M ALL TYPES OF EMPLOYMENT										
ACTIVITY	NACE	SEX	QUALIFICATION							TOG. ENS.
			1A	1B	2	3	4	5	(*)	
AGRIC. PRIMARY	611	M	.	21.1#	20.1	14.5	11.8	8.7	-	14.6
PROD., LIVE- STOCK, TEXT.		F	.	.	.	10.2#	8.6#	9.0#	-	9.3
FUELS, ORES,	612	T	.	20.8#	19.7	14.0	11.2	8.8	-	13.8
INDUSTRIAL		M	.	21.6	21.0	15.9	13.1	13.1#	-	17.6
CHEMICALS		F	.	.	18.7#	18.0	14.9	.	-	16.1
TIMBER, BUILDING	613	T	29.6#	22.4#	20.7	16.4	13.7	12.8#	-	17.3
MATERIALS		M	.	.	15.8	11.8	9.6	.	-	12.5
		F	.	.	.	10.3	8.7	.	-	9.6
MACHINERY,	614	T	30.0#	21.7#	15.5	11.6	9.5	.	-	12.1
EQUIPMENTS,		M	21.8#	17.0	16.2	12.6	11.1	10.4#	-	13.4
VEHICLES		F	.	.	.	11.8	.	.	-	12.2
FURNITURE, HSEHD.	615	T	22.3#	16.8	16.1	12.5	11.3	10.2#	-	14.2
GOODS		M	27.7#	21.4#	18.8	11.8	10.8	9.6	-	14.0
		F	.	.	10.9	12.1	9.4	7.8#	-	10.3
HARDWARE	616	T	27.8#	21.0	17.7	11.9	10.3	9.3	-	13.2
TEXTILES, CLOTH- ING, FOOTWR.		M	33.6#	17.9#	13.8	13.6	10.6	10.2	-	13.9
LEATHERWARE		F	.	.	11.9#	9.5	10.0#	7.7	-	9.9#
FOOD, DRINK,	617	T	33.3#	16.7#	13.6	12.5	10.3	9.1	-	12.5
TOBACCO		M	30.1#	14.7#	11.4	.	7.6	7.0	-	10.2
		F	.	.	.	9.9#	7.0	.	-	8.0
TOBACCO	617.6	T	29.5#	14.8#	11.1	.	7.5	7.0	-	9.8
PRODUCTS		M	.	.	.	.	.	.	-	.
		F	.	.	.	.	.	.	-	.
PHARMACEUTICAL	618	T	25.3#	19.0	16.6	13.1	11.2	11.1	-	14.9
MEDICAL GDS.,		M	.	.	15.9#	13.4	11.9	10.6	-	11.5
CLEANING MAT.	618.1	T	25.4#	18.7	16.1	12.7	10.9	10.2	-	13.8
PHARMACEUTICALS		M	.	.	.	.	.	.	-	.
		F	.	.	.	.	.	.	-	.
OTHER WHOLESALE	619	T	44.2#	17.6	16.4	13.3	.	9.5	-	16.9#
DISTRIBUTION		M	.	14.3#	12.5#	12.1	10.0	.	-	10.6
PAPER, BOOKS,	619.1/2	T	42.2#	17.3	15.8	13.0	.	9.1	-	15.1#
STATIONERY,		M	.	.	.	.	.	.	-	.
NEWSPAPERS		F	.	.	.	.	.	.	-	.
WHOLESALE TRADE	61	T	30.9	18.8	16.6	12.7	10.9	9.2	-	13.6
		M	.	13.2#	13.1	11.9	10.0	8.0	-	10.8
		F	30.7	18.4	16.2	12.5	10.7	8.9	-	13.1
FOOD, DRINK,	641/642	T	.	8.4#	9.1	9.1	6.3	.	-	8.4#
TOBACCO		M	.	.	9.4	6.7	5.9	.	-	6.0
		F	.	9.0#	9.4	8.4	6.1	.	-	7.2
DISPENSING	643	T	.	.	15.4#	7.0#	7.7#	.	-	10.0#
CHEMISTS		M	.	7.7#	8.9#	7.7	5.4	.	-	7.5
		F	.	7.3#	9.3	7.6	6.0	.	-	7.8
MEDICAL GOODS,	644	T	.	5.8#	.	7.9#	5.7#	.	-	8.0#
COSMETICS,		M	.	.	.	.	6.7	.	-	6.4
CLEANING.MAT.		F	.	.	.	6.4#	6.5	.	-	7.0
CLOTHING	645	T	.	.	13.6#	9.3	7.3	.	-	10.9#
		M	.	.	9.7#	8.0	7.8	.	-	7.9
		F	.	12.9#	12.6#	8.6	7.7	.	-	8.8
FOOTWEAR,	646	T	.	.	10.4	8.0	5.7#	.	-	8.7
LEATHER GOODS		M	.	.	.	5.6#	4.3#	.	-	4.6
		F	.	.	10.2	6.8	4.4	.	-	5.7
FURN. FABRICS,	647	T	.	.	8.8#	7.6#	6.6	.	-	8.0
HOUSEHOLD		M	.	.	8.4#	.	.	.	-	8.3#
TEXTILES	648/649	T	.	12.6#	10.0	8.1	7.7	.	-	8.7
HOUSEHOLD		M	.	.	.	.	5.7	.	-	6.7
FITMENTS,		F	.	12.0#	9.6	.	6.7	.	-	8.5#
APPLIANCES	653	T	.	15.4#	13.7	.	8.7	.	-	.
BOOKS, NEWSPRS.,		M	.	.	.	.	7.7	.	-	.
STATIONERY,		F	.	.	.	.	8.1	.	-	.
OFFICE SUPPS.	654/655	T	.	15.0#	14.5#	.	8.1	.	-	.
OTHER RETAIL		M	.	13.8#	13.4#	7.9	10.5	.	-	10.0
DISTRIBUTION		F	.	.	.	.	10.0	.	-	.
		T	.	13.1#	13.7#	.	10.3	.	-	11.2#
VARIOUS NON-FOOD	656	M	.	14.3	10.0	8.9	7.2	.	-	8.8
PRODUCTS		F	.	.	10.0	9.7	7.3	.	-	7.8
		T	.	14.2	10.0	9.3	7.3	.	-	8.2
RETAIL TRADE	64/653- 656	M	.	13.0	10.6	.	7.0	.	-	9.4#
		F	.	10.3#	9.5	.	6.6	.	-	7.6#
		T	.	12.5	10.3	.	6.8	.	-	8.4

TAB.B3

POURCENTAGE DE PRIMES:  
MOYENNE (M) ET COEFFICIENT DE VARIATION (CV)  
SELON L'ACTIVITE, LE SEXE,  
LA QUALIFICATION ET LE REGIME DE TRAVAIL

ENS. DES REGIMES DE TRAVAIL

CV

QUALIFICATION							T06. ENS.	S E X E	NACE	ACTIVITE
1A	1B	2	3	4	5	(*)				
.	113.4#	111.8	145.7	128.1	79.8	-	149.5	M	611	MAT. PREM. AGR., ANIMAUX.
.	113.6#	111.7	69.1#	117.2#	93.7#	-	103.3	F		TEXTILES.
.	103.5	94.9	142.8	128.2	84.8	-	148.8	T		COMBUSTIBLES.
.	106.2	75.0#	68.9	88.8	156.3#	-	186.7	M	612	MINERAIS.
119.0#	145.5#	82.6	103.4	99.5	-	-	100.7	F		PR. CHIMIQUES
118.2#	146.6#	82.6	80.8	93.2	154.2#	-	174.5	T		BOIS, MATERIAUX DE CONSTR.
119.4#	86.5	111.8	119.5	150.6	-	-	145.4	M	613	MACHINES, VEHICULES
117.8#	86.7	124.1	75.0	80.9	-	-	88.8	F		
116.8#	114.3#	132.3	116.2	143.5	-	-	142.6	T		
115.8#	114.0	132.0	84.9	77.7	158.3#	-	99.8	M	614	MEUBLES, ART. MENAGERS
128.5#	145.4#	121.7	68.0	123.2	-	-	129.3	F		QUINCAILLERIE
128.8#	183.5#	118.9	82.9	93.4	158.0#	-	104.4	T		TEXTILE, HABILLEMENT, CHAUSSURES
113.5#	160.0#	60.4	61.2	183.0	75.9	-	134.0	M	615	PRODUITS ALIM., BOISSONS, TABAC
115.1#	158.8#	61.8	80.3	92.6	83.5#	-	85.8	F		
126.7#	82.5	62.1	64.7	163.2	77.4	-	130.2	T		
126.2#	76.8#	55.5	189.3	64.2	75.1	-	153.3	M	616	PR. PHARM., MEDICAUX, D'ENTRETIEN
100.9#	104.6	80.4	83.3#	350.2#	70.3	-	284.8#	F		PRODUITS PHARM.
104.7#	79.0#	68.8#	178.9	249.0	75.6	-	191.7	T		
186.8	115.3	106.6	113.2#	71.0	88.6	-	288.6	M	617	AUTRES COMMERCE DE GROS
186.0	167.1#	138.3	110.9#	51.5	68.4	-	790.2#	F		
.	118.3	109.5	111.0	81.5	133.3	-	96.7	T	619	PAPIER, LIVRES, JOURNEAUX
.	55.3#	70.0	158.8	94.8	142.9	-	748.0#	M	619.1/2	COMMERCE DE GROS
.	72.0#	74.0	132.8	145.2	-	-	482.1#	F		
.	74.4#	69.6#	48.9#	100.0#	-	-	131.5	M	641/642	PR. ALIMENTAIRES, BOISSONS, TABAC
.	73.1#	152.3#	103.1	92.1	-	-	401.9	F		
.	56.5#	144.7	101.5	98.4	-	-	126.5	T	643	PHARMACIES
.	143.8#	94.1	110.9#	51.5	-	-	129.9#	M	644	ART. MEDICAUX, PRODUITS D'ENTRETIEN
.	113.8#	139.1#	134.1	210.4	-	-	110.3	F		
.	99.1	83.1	118.1	119.1	-	-	397.4#	T	645	ARTICLES D'HABILLEMENT
.	107.4	198.8#	137.3	251.8	-	-	184.2	F		
.	85.9#	137.0#	139.3#	139.3#	-	-	302.5	T		
.	49.5#	81.4#	132.4#	88.5	-	-	109.2	M	646	CHAUSSURES, MAROQUINERIE
.	125.3#	100.6	93.7	152.0	-	-	252.8	F		
.	125.1#	108.9	146.7	146.7	-	-	184.9	T	647	TISSUS D'AMEUBLEMENT
.	77.6#	69.8	152.3	152.3	-	-	128.4	F		
.	77.0#	109.8#	89.7	89.7	-	-	384.7#	M	648/649	EQUIPEMENT DU FOYER
.	77.5#	100.4#	86.0	86.0	-	-	132.6	F		
.	75.7#	98.9#	88.5	88.5	-	-	723.5#	T		
.	75.6	57.7	89.2	89.2	-	-	97.4	M	853	LIVRES, JOURN., PAPIER, ED. BUREAU
.	74.7	52.4	82.6	82.6	-	-	-	F		
.	87.2	101.8	86.4	86.4	-	-	571.3#	T	654/655	AUTRES COMMERCE DE DETAIL
.	87.7#	124.0	57.6	128.3	-	-	98.7	M	656	PRODUITS DIVERS NON ALIMENT.
.	88.7	107.5	29.3	66.8	-	-	60.5	F		
.			43.2	90.8	-	-	80.8	T		
.			139.3	139.3	-	-	883.8#	M	64/653-656	COMMERCE DE DETAIL
.			175.1	175.1	-	-	941.7#	F		
.			162.8	162.8	-	-	915.4	T		





Series **C**  
Série **C**

TAB.C1

GROSS MONTHLY PAY(CORRECTED) OF  
FULL-TIME EMPLOYEES :  
MEAN(M) AND COEFFICIENT OF VARIATION  
(CV) ACCORDING TO ACTIVITY,SEX AND  
QUALIFICATION

M

ACTIVITY	NACE	SEX	QUALIFICATION							TOG. ENS.
			1A	1B	2	3	4	5	(*)	
AGRIC. PRIMARY	611	M	4636	3364	2693	1981	1757	1481	-	2127
PROD., LIVE- STOCK, TEXT.		F	4641	3324	2656	1831#	1273	1073	1145	1183
FUELS, ORES,	612	M	6010#	3831	2966	2216	1796	1739	-	2020
INDUSTRIAL		F	5986#	1889#	2073	1602	1221	-	-	2530
CHEMICALS		T	3714	2875	2083	1659	1732	-	-	1484
TIMBER, BUILDING	613	M	4714	3267	2477	1944	1663	1471	-	2363
MATERIALS		F	4711	3187	2443	1788#	1310	1054	-	2044
MACHINERY,	614	M	4706	3355	2792	2012	1616	1486	-	1250
EQUIPMENTS,		F	4738	2234#	1967	1521	1191	-	-	1972
VEHICLES		T	5014	3494	2615	1911	1609	1416	-	2231
FURNITURE, HSEHD.	615	M	4997	3432	2485	1848	1484	1390	-	1473
GOODS,		F	4635	3468	2551	2027	1586	1354	-	2141
HARDWARE		T	4649	1836#	1854	1381	1119	1019	-	2148
TEXTILES, CLOTH- ING, FOOTWR.	616	M	4453	2806	2415	1852	1518	1308	-	1255
LEATHERWARE		F	4434	2860	2365	1758	1426	1279	-	2015
FOOD, DRINK, TOBACCO	617	M	4981	3492	2441	2036	1621	1488	-	2222
TOBACCO		F	4908	3382	2342	1895	1434	1350	-	1273
PRODUCTS	617.6	T	-	-	-	-	-	-	-	1988
PHARMACEUTICAL	618	M	4889	3395	2651	1985	1635	1425	-	1803
MEDICAL GDS., CLEANING MAT.		F	4898	3382	2342	1895	1434	1350	-	1808
PHARMACEUTICALS	618.1	T	-	-	-	-	-	-	-	2146
OTHER WHOLESALE DISTRIBUTION	619	M	5731	3443	2666	2053	1688	1409	-	-
PAPER, BOOKS, STATIONERY, NEWSPAPERS	619.1/2	F	5571	3339	2548	1949	1528	1368	-	2304
WHOLESALE TRADE	61	T	4899	3395	2651	1985	1635	1425	-	1359
FOOD, DRINK, TOBACCO	641/642	M	3625#	2052	1764	1423	1133	1067	-	2112
DISPENSING		F	4865	3317	2572	1906	1527	1385	-	-
CHEMISTS		T	2832	2032	1507	1148	1242	-	-	2166
MEDICAL GOODS, COSMETICS, CLEANING MAT.	643	M	5436#	3110	2685#	1901	1547	-	-	1324
CLOTHING		F	3756#	2179#	1618	1483	1027	-	-	2043
FOOTWEAR, LEATHER GOODS	644	T	4835	2464	1715	1518	1242	-	-	1702
FURN. FABRICS,		M	3547#	2279	1898	1687	1204	-	-	952
HOUSEHOLD		F	3485#	2312	1881	1427	1032	-	-	1383
TEXTILES		T	2716	2116	1881	1427	1032	-	-	2546
HOUSEHOLD	648/649	M	3728	2584	2228	1727	1396	-	-	1539
FITMENTS, APPLIANCES		F	3648	1693#	1386#	1322	970	-	-	1711
BOOKS, NEWSPRS., STATIONERY, OFFICE SUPPS.	653	T	3805	2745	2162	1654	1232	-	-	1803
OTHER RETAIL		M	3751	2660	2344	1756	1489	-	-	1074
DISTRIBUTION	654/655	F	4285	2724	2346	1887	1606	-	-	1378
VARIOUS NON-FOOD PRODUCTS	656	T	4191	1938#	1878	1265	1266	-	-	2124
RETAIL TRADE	64/653- 656	M	4357	3035	2437	1788	1355	-	-	1209
		F	2858#	2083	1779	1333	981	-	-	1576
		T	4205	2888	2292	1632	1150	-	-	1948

TAB.C1

REMUNERATION MENSUELLE BRUTE  
CORRIGEE DES SALAIRES A PLEIN TEMPS:  
MOYENNE(M) ET COEFFICIENT DE  
VARIATION(CV) SELON L ACTIVITE,  
LE SEXE ET LA QUALIFICATION

CV

QUALIFICATION								SEXE	NACE	ACTIVITE
1A	1B	2	3	4	5	(*)	TOT. EMS.			
59.0	39.4	36.8	31.0	25.8	25.5	-	51.7	M	611	MAT. PREM. AGR., ANIMAUX, TEXTILES
58.9	40.0	35.9#	32.7	32.7	22.2	-	38.0	F		
62.1#	39.6	35.2	30.3	28.9	27.1	-	53.9	T		
62.3#	42.8#	30.5	29.6	28.2	23.8	-	55.2	M	612	COMBUSTIBLES, MINERAIS, PR. CHIMIQUES
38.9	41.7	36.4	32.6	32.5	-	-	57.3	T		
38.6	42.7	25.1	25.8	32.0	39.3	-	46.8	M	613	BOIS, MATERIAUX DE CONSTR.
38.0	43.9#	36.5#	40.0	28.9	-	-	47.7	F		
38.8	36.3	28.5	28.5	34.4	36.1	-	48.6	T		
48.6	41.4	36.6	33.3	32.4	24.2	-	48.1	M	614	MACHINES, VEHICULES
48.5	36.7#	38.1	32.5	28.6	-	-	46.2	F		
52.2	47.3	37.8	34.2	34.0	24.6	-	49.6	T		
51.7	42.3	51.3	24.5	34.8	35.1	-	55.3	M	615	MEUBLES, ART. MENAGERS
43.3	39.4	27.2	33.7	27.3	27.6#	-	36.4	F		
43.5	42.9	51.3	24.5	34.8	35.1	-	57.3	T		
47.2	35.5	30.8	31.2	23.8	28.8	-	52.9	M	616	TEXTILE, HABILLEMENT, CHAUSSURES
48.3	37.2	32.0	29.1	29.4	25.5	-	50.4	F		
54.3	42.7	31.4	31.6	116.4	29.3	-	71.7	M	617	PRODUITS ALIM., BOISSONS, TABAC
56.2	44.7	34.3	33.5	106.6	30.6	-	56.3	F	617.6	PRODUITS DU TABAC
49.4	39.8	37.0	34.3	42.6	30.2	-	47.0	M	618	PR. PHARM., MEDICAUX, D'ENTRETIEN
49.5#	44.5	36.4	32.2	29.4	28.2	-	33.4	F		
49.7	41.2	38.5	35.8	43.8	31.3	-	50.4	T	618.1	PRODUITS PHARM.
39.5	39.5	28.0	29.0	39.8	-	-	-	M		
44.2#	40.3	38.1#	32.8	32.1	-	-	-	F		
37.1#	28.3	28.9	34.2	41.0	-	-	-	T		
46.5	46.0#	36.9#	30.6	40.3	-	-	-	M	618	AUTRES COMMERCES DE GROS
37.1#	42.9	30.4	25.2	30.8	-	-	-	F		
37.3#	23.5	37.0	26.7	43.0	-	-	-	T		
44.7#	24.7	23.2	29.3	31.4	-	-	-	M	618.1/2	PAPIER, LIVRES, JOURNEAUX
45.3	44.6	23.4#	45.8	31.8	-	-	-	F		
41.3	36.8#	25.9	40.7	33.0	-	-	-	T	61	COMMERCE DE GROS
40.4	45.2	61.7	27.6	33.6	-	-	-	M	641/642	PR. ALIMENTAIRES, BOISSONS, TABAC
41.9	28.5	29.9	29.9	33.2	-	-	-	F		
43.0	36.3	61.6	31.5	36.9	-	-	-	M	643	PHARMACIES
38.9	37.4	33.5	36.7	53.2	-	-	-	T	644	ART. MEDICAUX, PRODUITS D'ENTRETIEN
39.2	39.4	58.8	32.5	-	-	-	-	F		
37.3	30.6	48.2	43.6	-	-	-	-	M	645	ARTICLES D'HABILLEMENT
38.3	31.0#	23.3	28.9	-	-	-	-	T	646	CHAUSSURES, MAROQUINERIE
38.3	32.6	26.6	28.3	-	-	-	-	M	647	TISSUS D'AMEUBLEMENT
38.4	38.4	26.6	28.3	-	-	-	-	F		
22.4#	22.4#	20.8	20.4	-	-	-	-	T	648/649	EQUIPEMENT DU Foyer
122.4	40.6	26.2	23.1	-	-	-	-	M	853	LIVRES, JOURN., PAPIER, EQ. BUREAU
51.9#	38.7	30.6	108.3	35.8	-	-	-	F	654/855	AUTRES COMMERCES DE DETAIL
121.2	42.2	34.1	33.0	34.1	-	-	-	T	656	PRODUITS DIVERS NON ALIM.
		41.0	98.4	38.8	-	-	-	M	64/653-656	COMMERCE DE DETAIL
								F		
								T		

TAB.C2

INDEX OF MEAN GROSS  
MONTHLY PAY (CORRECTED) OF  
FULL-TIME EMPLOYEES  
ACCORDING TO ACTIVITY, SEX  
AND QUALIFICATION  
( PAY OF ALL FULL-TIME EES. = 100 )

INDICE DE LA REMUNERATION  
MENSUELLE BRUTE CORRIGEE MOYENNE  
DES SALAIRES A TEMPS PLEIN  
SELOM L ACTIVITE, LE SEXE  
ET LA QUALIFICATION  
( REM. DE L ENS. DES SAL. A TEMPS PLEIN = 100 )

ACTIVITY	NACE	SEX	QUALIFICATION						TOG. EMS.	
			1A	1B	2	3	4	5		(*)
AGRIC. PRIMARY	611	M	217.9	158.1	126.6	93.1	82.6	69.6	-	100.0
PROD., LIVE- STOCK, TEXT.		F			154.8#	107.6	90.7	96.8	-	100.0
FUELS, ORES,	612	M	229.7	164.5	131.5	94.3	82.5	69.4	-	100.0
INDUSTRIAL		F	237.5#	151.4	117.2	87.6	71.0	68.7	-	100.0
CHEMICALS		T		126.4#	138.7	107.2	81.7	-	-	100.0
TIMBER, BUILDING	613	M	253.3#	157.2	121.7	88.6	70.2	73.3	-	100.0
MATERIALS		F	230.7	159.9	121.2	95.1	81.4	72.0	-	100.0
		T			143.0#	104.8	84.3	-	-	100.0
MACHINERY,	614	M	238.9	162.1	123.9	95.5	80.7	73.8	-	100.0
EQUIPMENTS,		F	214.5	150.3	125.1	90.2	72.4	66.6	-	100.0
VEHICLES		T		151.7#	133.5	103.2	80.8	-	-	100.0
FURNITURE, HSEHD.	615	M	221.3	154.2	127.1	91.6	71.5	69.1	-	100.0
GOODS,		F	233.4	162.7	121.8	89.0	74.9	65.9	-	100.0
HARDWARE		T		168.6#	115.3	109.1	88.5	79.4#	-	100.0
TEXTILES, CLOTH-	616	M	248.0	170.3	123.3	91.7	73.6	69.0	-	100.0
ING, FOOTWR.		F	208.6	156.1	114.8	91.2	71.4	60.9	-	100.0
LEATHERWARE		T		144.2#	145.7	109.3	87.9	80.0	-	100.0
FOOD, DRINK,	617	M	233.8	163.6	124.9	94.9	70.5	63.7	-	100.0
TOBACCO		F	236.5	154.3	128.2	98.4	80.6	69.5	-	100.0
		T			134.0#	110.4	90.8	92.1	-	100.0
TOBACCO	617.6	M	249.7	161.0	133.2	99.1	80.3	72.0	-	100.0
PRODUCTS		F							-	100.0
		T							-	100.0
PHARMACEUTICAL,	618	M	210.1	147.3	102.9	85.9	68.3	62.8	-	100.0
MEDICAL GDS.,		F		149.7	120.2	104.2	84.5	78.5	-	100.0
CLEANING MAT.	618.1	M	228.7	157.6	109.1	88.3	66.8	62.9	-	100.0
PHARMACEUTICALS		F							-	100.0
		T							-	100.0
OTHER WHOLESALE	619	M	248.8	149.5	115.7	89.1	73.3	61.2	-	100.0
DISTRIBUTION		F		157.0#	122.3	107.5	89.1	81.5	-	100.0
PAPER, BOOKS,	619.1/2	M	263.8	158.1	120.7	92.3	72.4	64.8	-	100.0
STATIONERY,		F							-	100.0
NEWSPAPERS		T							-	100.0
WHOLESALE TRADE	61	M	226.2	156.8	122.4	91.6	75.5	65.8	-	100.0
		F	273.8#	155.0	133.2	107.5	85.6	81.6	-	100.0
		T	238.2	162.4	125.9	93.3	74.7	67.8	-	100.0
FOOD, DRINK,	641/642	M		166.4	147.3	103.3	73.0	-	-	100.0
TOBACCO		F			199.7#	120.6	93.2	-	-	100.0
		T		197.4	179.1	116.1	75.2	-	-	100.0
DISPENSING	643	M	213.5#	122.1	105.4#	74.7	60.8	-	-	100.0
CHEMISTS		F	244.0#	141.6#	105.1	97.0	66.7	-	-	100.0
		T	282.6	144.0	100.2	88.8	72.6	-	-	100.0
MEDICAL GOODS,	644	M	196.7#	126.4	110.9	94.1	66.8	-	-	100.0
COSMETICS,		F			141.3#	107.6	91.6	-	-	100.0
CLEANING MAT.	645	M	252.9#	167.7	136.5	103.6	74.9	-	-	100.0
CLOTHING		F		127.9	141.1	86.0	70.1	-	-	100.0
		T		168.9#	164.4	116.5	89.6	-	-	100.0
FOOTWEAR,	646	M	153.8#	160.2	175.9	102.6	75.3	-	-	100.0
LEATHER GOODS		F		141.2	112.3	94.4	67.1	-	-	100.0
		T				132.1	89.8	-	-	100.0
FURN. FABRICS,	647	M	229.5	188.1	162.5	119.1	69.7	-	-	100.0
HOUSEHOLD		F	189.7	152.9	118.0	99.0	80.4	-	-	100.0
TEXTILES		T				113.7	87.2	-	-	100.0
HOUSEHOLD	648/649	M	204.8	155.6	124.3	102.9	79.7	-	-	100.0
FITMENTS,		F	209.1	144.9	125.0	96.9	78.3	-	-	100.0
APPLIANCES		T		155.1#	127.0#	121.1	88.9	-	-	100.0
BOOKS, NEWSPRS.,	653	M	228.7	155.4	132.5	103.7	77.2	-	-	100.0
STATIONERY,		F	173.7	125.4	107.9		63.2	-	-	100.0#
OFFICE SUPPS.		T			188.4#	121.9	85.8	-	-	100.0
OTHER RETAIL	654/655	M	207.0	146.8	129.4		65.8	-	-	100.0#
DISTRIBUTION		F	217.6	138.0	118.8	96.1	81.4	-	-	100.0
		T		147.1#	142.4	96.0	96.0	-	-	100.0
VARIOUS NON-FOOD	656	M	234.0	145.6	128.9	97.7	82.6	-	-	100.0
PRODUCTS		F		190.1	123.9	94.0	73.4	-	-	100.0
		T		202.9#	161.2	114.7	87.4	-	-	100.0
RETAIL TRADE	64/653- 656	M	236.5	164.7	132.3	97.1	73.5	-	-	100.0
		F	253.3#	184.7	157.7	118.1	87.8	-	-	100.0
		T	275.3	189.8	150.0	106.9	75.3	-	-	100.0

TAB.C2

INDEX OF MEAN GROSS  
MONTHLY PAY (CORRECTED) OF  
FULL-TIME FEMALE EMPLOYEES  
ACCORDING TO ACTIVITY  
AND QUALIFICATION

( PAY OF FULL-TIME MALE = 100 )

INDICE DE LA REMUNERATION  
MENSUELLE BRUTE CORRIGEE MOYENNE  
DES SALAIRES FEMININS A TEMPS PLEIN  
SELON L'ACTIVITE  
ET LA QUALIFICATION

( REM. DES SAL. MASC. A TEMPS PLEIN = 100 )

QUALIFICATION								TOG. ENS.	S E X E	NACE	ACTIVITE
1A	1B	2	3	4	5	(°)					
100.0	100.0	100.0	100.0	100.0	100.0	-	100.0	M	611	MAT. PREM. AGR., ANIMAUX, TEXTILES	
.	.	68.0#	64.2	61.1	77.3	-	55.6	F			
100.0#	100.0	100.0	100.0	100.0	100.0	-	100.0	M	612	COMBUSTIBLES, MINERAIS, PR. CHIMIQUES	
.	49.3#	69.9	72.3	68.0	.	-	58.1	F			
100.0	100.0	100.0	100.0	100.0	100.0	-	100.0	M	613	BOIS, MATERIAUX DE CONSTR.	
.	.	72.2#	67.4	63.4	.	-	61.2	F			
100.0	100.0	100.0	100.0	100.0	100.0	-	100.0	M	614	MACHINES, VEHICULES	
.	66.6#	70.4	75.6	73.7	.	-	66.0	F			
100.0	100.0	100.0	100.0	100.0	100.0	-	100.0	M	615	MEUBLES, ART. MENAGERS	
.	60.5#	55.3	71.6	69.0	70.4#	-	58.4	F		QUINCAILLERIE	
100.0	100.0	100.0	100.0	100.0	100.0	-	100.0	M	616	TEXTILE, HABILLEMENT, CHAUSSURES	
.	52.9#	72.7	68.6	70.6	75.3	-	57.3	F			
100.0	100.0	100.0	100.0	100.0	100.0	-	100.0	M	617	PRODUITS ALIM., BOISSONS, TABAC	
.	.	63.6#	68.2	68.5	80.7	-	60.8	F			
.	.	.	.	.	.	-	.	M	617.6	PRODUITS DU TABAC	
.	.	.	.	.	.	-	.	F			
100.0	100.0	100.0	100.0	100.0	100.0	-	100.0	M	618	PR. PHARM., MEDICAUX, D'ENTRETIEN	
.	60.4	69.3	72.0	73.4	74.2	-	59.4	F			
.	.	.	.	.	.	-	.	M	618.1	PRODUITS PHARM.	
.	.	.	.	.	.	-	.	F			
100.0	100.0	100.0	100.0	100.0	100.0	-	100.0	M	619	AUTRES COMMERCES DE GROS	
.	62.0#	62.3	71.2	71.8	78.6	-	59.0	F			
.	.	.	.	.	.	-	.	M	619.1/2	PAPIER, LIVRES, JOURNEAUX	
.	.	.	.	.	.	-	.	F			
100.0	100.0	100.0	100.0	100.0	100.0	-	100.0	M	61	COMMERCE DE GROS	
74.0#	60.4	66.5	71.7	69.3	74.9	-	61.1	F			
.	100.0	100.0	100.0	100.0	-	-	100.0	M	641/642	PR. ALIMENTAIRES, BOISSONS, TABAC	
.	.	75.8#	65.3	71.5	-	-	55.9	F			
100.0#	100.0	100.0#	100.0	100.0	-	-	100.0	M	643	PHARMACIES	
69.1#	70.1#	60.3	78.5	66.4	-	-	60.4	F			
100.0#	100.0	100.0	100.0	100.0	-	-	100.0	M	644	ART. MEDICAUX, PRODUITS D'ENTRETIEN	
.	.	75.0#	68.1	81.7	-	-	59.6	F			
.	100.0	100.0	100.0	100.0	-	-	100.0	M	645	ARTICLES D'HABILLEMENT	
.	75.2#	66.3	77.1	72.8	-	-	56.9	F			
100.0#	100.0	100.0	100.0	100.0	-	-	100.0	M	646	CHAUSSURES, MAROQUINERIE	
.	.	.	68.7	65.7	-	-	49.1	F			
100.0	100.0	100.0	100.0	100.0	-	-	100.0	M	647	TISSUS D'AMEUBLEMENT	
.	.	.	79.6	75.2	-	-	69.4	F			
100.0	100.0	100.0	100.0	100.0	-	-	100.0	M	648/649	EQUIPEMENT DU FOYER	
.	65.5#	62.2#	76.5	69.5	-	-	61.2	F			
100.0	100.0	100.0	100.0	100.0	-	-	100.0#	M	653	LIVRES, JOURN., PAPIER, ED. BUREAU	
.	.	94.0#	53.8	73.1	-	-	53.9	F			
100.0	100.0	100.0	100.0	100.0	-	-	100.0	M	654/655	AUTRES COMMERCES DE DETAIL	
.	71.2#	80.0	66.7	78.8	-	-	66.8	F			
.	100.0	100.0	100.0	100.0	-	-	100.0	M	656	PRODUITS DIVERS NON ALIM.	
.	70.8#	86.4	81.0	79.1	-	-	66.4	F			
100.0	100.0	100.0	100.0	100.0	-	-	100.0	M	64/653-	COMMERCE DE DETAIL	
65.6#	68.7	73.0	74.5	73.1	-	-	61.2	F	656		

TAB.C3

GROSS ANNUAL PAY OF FULL-TIME  
EMPLOYEES :  
MEAN(M) AND COEFFICIENT OF VARIATION  
(CV) ACCORDING TO ACTIVITY,SEX AND  
QUALIFICATION

M

ACTIVITY	WAGE	SEX	QUALIFICATION							TOG. ENS.
			1A	1B	2	3	4	5	(*)	
AGRIC. PRIMARY PROD., LIVE- STOCK, TEXT.	611	M	58219	40647	30827	23568	20092	18442	-	25587
FUELS, ORES, INDUSTRIAL CHEMICALS	612	F	58254	40056	30511	14631	12821	12741	-	14211
TIMBER, BUILDING MATERIALS	613	T	72682#	48545	35761	22642	19253	17294	-	24472
MACHINERY, EQUIPMENTS, VEHICLES	614	M	72369#	47637	34812	26220	21320	21283	-	30985
FURNITURE, HSEHD. GOODS, HARDWARE	615	F	53354	38722	29274	19585	14188	19529	-	18175
TEXTILES, CLOTH- ING, FOOTWR., LEATHERWARE	616	T	57349	26642#	22056#	25065	19829	21164	-	29212
FOOD, DRINK, TOBACCO	617	M	53314	37886	28913	22672	18866	17154	-	24590
TOBACCO PRODUCTS	617.6	F	57349	40410	32768	24043	19573	17788	-	15918
PHARMACEUTICAL, MEDICAL GDS., CLEANING MAT.	618	T	56539	40005	31933	23484	18651	17797	-	23907
PHARMACEUTICALS	618.1	F	59829	39630	29030	22749	18928	16793	-	26100
OTHER WHOLESALE DISTRIBUTION	619	M	59653	24205#	16842	16006	13149	-	-	25306
PAPER, BOOKS, STATIONERY, NEWSPAPERS	619.1/2	T	56125	40957	30566	22084	17750	16461	-	14990
WHOLESALE TRADE	61	F	56463	38964	29846	22084	18689	15712	-	24037
FOOD, DRINK, TOBACCO	641/642	T	50805	34414	29066	16842	13021	11007	-	26813
DISPENSING CHEMISTS	643	M	50532	33937	28641	21902	18255	16247	-	15221
MEDICAL GOODS, COSMETICS, CLEANING MAT. CLOTHING	644	F	62213	41901	28608	15720	12332	12134	-	23006
FOOTWEAR, LEATHER GOODS	646	T	61391	40480	27860	21083	17146	15773	-	13845
FURN. FABRICS, HOUSEHOLD TEXTILES	647	M	63996	41270	32204	24953	19725	17398	-	21824
HOUSEHOLD FITMENTS, APPLIANCES	648/649	F	62225	40415	31501	23916	18269	16957	-	28654
BOOKS, NEWSPRS., STATIONERY, OFFICE SUPPS.	653	T	57890	40613	31124	23706	19391	17367	-	17005
OTHER RETAIL DISTRIBUTION	654/655	M	41685#	25804	21570	17167	13471	12070	-	26357
VARIOUS NON-FOOD PRODUCTS	656	F	57447	39857	30363	22916	18265	16859	-	27927
RETAIL TRADE	64/653- 656	T	39484#	34452	30981	20878	15225	-	-	17039
		F	36461#	33882	19572#	14209	10467	-	-	26082
		T	65776#	36055#	31445#	23248	17902	-	-	26203
		M	47542#	26812	19319	18161	11702	-	-	16136
		F	60267#	29317	20567	18564	14916	-	-	24940
		T	41603#	26260	24738	20411	15133	-	-	20674
		M	40841#	26028	23284	18147	12414	-	-	11450
		F	47209	33290	35336	21959	17485	-	-	17183
		T	45433	24233#	23533	16666	12596	-	-	30497
		M	30711	30711	32813	19321	13959	-	-	18765
		F	38761	31099	25271	20912	15321	-	-	21082
		T	39285	28665	24694	18145	11282	-	-	22461
		M	42744	32072	25320	21006	18056	-	-	13194
		F	42080	30913	24782	20380	16368	-	-	17270
		T	44913	30731	26391	20752	17284	-	-	25307
		M	18650#	15598#	16887	11421	-	-	-	14381
		F	43916	29470	24831	20086	15059	-	-	18109
		T	46052#	32282	27988	20625	17385	-	-	23084
		M	45373#	31316	27732	19408	14872	-	-	11403
		F	47773	32141	27953	22661	18370	-	-	16777
		T	46749	30718	27646	20564	16757	-	-	22271
		M	43153	30861#	22842	16181	12518	-	-	14283
		F	41962	26000	18623	14377	-	-	-	20708
		T	45688	36845	28265	21024	16440	-	-	22001
		M	31334#	25109	20719	15981	11670	-	-	13310
		F	44218	35194	27427	19337	13858	-	-	19778
		T								18782

REMUNERATION ANNUELLE BRUTE  
DES SALARIES A TEMPS PLEIN:  
MOYENNE(M) ET COEFFICIENT DE  
VARIATION(CV) SELON L'ACTIVITE,  
LE SEXE ET LA QUALIFICATION

CV

QUALIFICATION							TOG. ENS.	SEX E	NACE	ACTIVITE
1A	1B	2	3	4	5	(*)				
60.6	38.6	36.1	24.8	21.2	20.7	-	54.0	M	611	MAT. PREM. AGR.,
			33.6	32.1	22.9	-	48.2	F		ANIMAUX,
60.5	39.4	38.0	28.1	25.1	24.9	-	56.0	T	612	TEXTILES
65.5#	35.2	36.1	28.8	23.9	18.7	-	57.0	M		COMBUSTIBLES,
		29.1	30.6	31.8	-	-	40.5	F		MINERAIS,
65.8#	36.8	36.9	30.8	29.1	19.5	-	58.8	T	613	PR. CHIMIQUES
44.0	37.6	23.6	24.1	23.0	23.0	-	45.2	M		BOIS, MATERIAUX
	38.2#	35.0#	38.7	29.2	-	-	46.8	F		DE CONSTR.
43.8	38.6	24.7	26.4	25.8	23.8	-	44.3	M	614	MACHINES,
38.1	34.5	29.0	25.1	28.6	19.1	-	43.6	F		VEHICULES
38.0	37.2#	26.9	28.0	30.7	19.1	-	45.8	T		
40.7	34.9	30.3	26.5	27.9	-	-	47.2	M	615	MEUBLES,
	34.0	28.1	23.2	29.2	28.7	-	35.6	F		ART. MENAGERS
	31.8#	28.9	27.9	26.8	-	-	48.3	T		QUINCAILLERIE
40.6	34.9	32.8	25.3	32.0	30.4	-	52.4	M	616	TEXTILE,
48.8	37.9	29.8	27.1	20.0	28.3	-	47.2	F		HABILLEMENT,
	37.0#	30.2	43.0	26.8	31.7	-	56.4	T	617	CHAUSSURES
48.5	41.1	30.8	31.8	27.3	31.7	-	46.3	M		PRODUITS ALIM.,
44.4	34.4	29.6	23.5	24.4	24.1	-	40.8	F	617.6	BOISSONS,
		28.6#	44.9	29.5	25.2	-	48.5	T		TABAC
44.6	35.1	30.4	27.7	28.5	25.7	-	-	M		PRODUITS DU
-	-	-	-	-	-	-	-	F		TABAC
-	-	-	-	-	-	-	-	T	618	PR. PHARM.,
46.3	34.9	33.7	25.4	22.4	20.2	-	36.7	M		MEDICAMENTS,
	30.4	33.2	31.2	24.7	26.0	-	50.6	F	618.1	D'ENTRETIEN
47.1	36.9	34.8	29.5	27.7	25.9	-	-	T		PRODUITS
-	-	-	-	-	-	-	-	M		PHARM.
-	-	-	-	-	-	-	-	F	619	AUTRES COMMERCES
50.2	36.4	27.6	28.1	28.6	24.5	-	39.9	T		DE GROS
	46.1#	33.8	30.1	30.9	29.4	-	54.5	M	619.1/2	PAPIER, LIVRES,
52.3	37.7	28.0	30.3	31.7	26.0	-	-	F		JOURNEAUX
-	-	-	-	-	-	-	-	T	61	COMMERCE DE GROS
49.6	36.6	31.4	25.7	25.8	24.6	-	43.1	M		
49.4#	40.2	35.1	34.7	29.7	27.8	-	51.3	F	641/642	PR. ALIMENTAIRES,
49.9	37.7	32.8	28.1	29.4	26.5	-	37.8	T		BOISSONS,
37.6#	39.5	29.2	27.7	41.6	-	-	52.8	M	643	TABAC
		29.1#	32.5	33.3	-	-	73.4	F		PHARMACIES
42.9#	40.8	30.5	32.1	43.8	-	-	39.0	T	644	ART. MEDICAUX,
44.9#	22.9#	36.2#	29.0	28.5	-	-	44.8	M		PRODUITS
31.5#	37.1	30.6	24.0	31.3	-	-	53.7	F	645	D'ENTRETIEN
45.3#	35.4	37.1	25.8	36.4	-	-	41.9	M		ARTICLES
40.0#	28.2	23.8	26.2	32.2	-	-	61.0	F	646	O HABILLEMENT
			45.7	35.6	-	-	40.0	T		CHAUSSURES,
40.2#	34.0	26.0	36.4	36.4	-	-	47.2	M		MARQUINERIE
36.4	44.5	51.1	28.2	30.8	-	-	58.1	F	647	TISSUS
	38.9#	29.9	30.6	30.8	-	-	47.0	T		D'AMEUBLEMENT
39.5	45.9	51.8	36.4	34.9	-	-	49.7	M	648/649	EQUIPEMENT DU
24.2	36.0	28.5	27.5	35.2	-	-	44.7	F		FOYER
		38.3#	34.1	40.1	-	-	44.3	T	653	LIVRES, JOURN.,
26.8	38.0	30.5	35.4	42.5	-	-	44.0	M		PAPIER,
41.2	38.7	22.8	30.5	38.3	-	-	52.7	F	654/655	EQ. BUREAU
			26.4	30.8	-	-	43.2	M		AUTRES COMMERCES
42.0	41.2	24.4	31.2	41.2	-	-	43.4	F		DE DETAIL
44.9	33.5	31.2	24.8	27.8	-	-	47.7	T	656	PRODUITS DIVERS
	42.4#	38.8#	37.4	35.0	-	-	52.7	M		NON ALIMENT.
46.0	36.2	35.5	27.7	35.4	-	-	49.9	F	64/653-	COMMERCE DE
43.3#	38.4	22.5	28.8	39.3	-	-	43.0	T	658	DETAIL
		34.5#	39.6	29.1	-	-	54.9	M		
43.4#	40.4	24.5	33.3	40.8	-	-	-	F		
39.6	33.0	30.9	25.6	25.9	-	-	-	T		
	35.3#	24.3#	34.1	31.7	-	-	-	M		
40.7	35.1	30.9	33.0	30.7	-	-	-	F		
	39.0	24.8	20.5	26.8	-	-	-	T		
	24.4#	31.2	21.2	28.9	-	-	-	M		
	39.5	27.3	23.7	31.2	-	-	-	F		
42.3	41.7	36.3	28.5	33.6	-	-	-	M		
53.0#	37.3	34.0	33.8	33.3	-	-	-	F		
44.3	43.3	38.5	31.1	38.1	-	-	-	T		

TAB.C4

INDEX OF MEAN GROSS  
ANNUAL PAY OF FULL-TIME  
EMPLOYEES  
ACCORDING TO ACTIVITY, SEX  
AND QUALIFICATION  
( PAY OF ALL FULL-TIME EES. = 100 )

INDICE DE LA REMUNERATION  
ANNUELLE BRUTE MOYENNE DES  
SALARIES A TEMPS PLEIN  
SELON L'ACTIVITE, LE SEXE  
ET LA QUALIFICATION  
( REM. DE L'ENS. DES SAL. A TEMPS PLEIN = 100 )

ACTIVITY	NACE	SEX	QUALIFICATION							T06 ENS.
			1A	1B	2	3	4	5	(*)	
AGRIC. PRIMARY	611	M	227.5	158.9	120.5	92.1	78.5	72.1	-	100.0
PROD., LIVE- STOCK, TEXT.		F	-	-	-	103.0	90.2	89.7	-	100.0
FUELS, ORES,	612	M	238.0	163.7	124.7	92.5	78.7	70.7	-	100.0
INDUSTRIAL		F	234.6#	156.7	115.4	84.6	68.8	68.7	-	100.0
CHEMICALS	613	M	247.7#	163.1	119.2	85.8	67.9	72.4	-	100.0
TIMBER, BUILDING		F	217.0	157.5	119.0	94.6	79.4	70.3	-	100.0
MATERIALS		M	223.0	158.5	120.9	94.8	78.9	71.8	-	100.0
MACHINERY,	614	M	212.1	149.5	121.2	88.9	72.4	65.8	-	100.0
EQUIPMENTS,		F	-	-	-	100.0	79.3	-	-	100.0
VEHICLES	615	M	216.6	153.3	122.4	90.0	71.5	68.2	-	100.0
FURNITURE, HSEHD.		F	236.4	156.6	114.7	88.9	74.8	66.4	-	100.0
GOODS,		M	248.2	162.2	115.4	91.9	73.8	68.5	-	100.0
HARDWARE	616	M	208.5	152.2	113.6	89.0	69.4	58.4	-	100.0
TEXTILES, CLOTH- ING, FOOTWR.		F	-	-	-	110.6	85.5	72.3	-	100.0
LEATHERWARE	617	M	231.0	159.4	122.1	92.4	68.1	60.3	-	100.0
FOOD, DRINK,		F	220.8	148.6	126.3	95.2	79.3	70.6	-	100.0
TOBACCO		M	231.5	155.5	131.2	96.6	78.6	72.3	-	100.0
TOBACCO	617.6	M	-	-	-	-	-	-	-	-
PRODUCTS		F	-	-	-	-	-	-	-	-
PHARMACEUTICAL	618	M	217.1	146.2	99.8	87.5	67.8	59.6	-	100.0
MEDICAL GDS.		F	-	-	-	103.6	82.6	72.3	-	100.0
CLEANSING MAT.		T	232.9	153.6	105.7	89.0	65.9	59.2	-	100.0
PHARMACEUTICALS	618.1	M	-	-	-	-	-	-	-	-
OTHER WHOLESALE	619	M	229.2	147.8	115.3	89.3	70.6	62.3	-	100.0
DISTRIBUTION		F	-	-	-	105.2	87.1	78.9	-	100.0
PAPER, BOOKS,	619.1/2	T	238.6	155.0	120.8	91.7	70.0	65.0	-	100.0
STATIONERY,		M	-	-	-	-	-	-	-	-
NEWSPAPERS		F	-	-	-	-	-	-	-	-
WHOLESALE TRADE	61	M	220.9	155.0	118.8	90.5	74.0	66.3	-	100.0
FOOD, DRINK,	641/642	F	258.3#	159.9	133.7	106.4	83.5	74.8	-	100.0
TOBACCO		T	230.3	159.8	121.7	91.9	73.2	67.6	-	100.0
DISPENSING	643	M	191.0#	166.6	149.9	101.0	73.6	-	-	100.0
CHEMISTS		F	-	-	-	124.1	91.4	-	-	100.0
MEDICAL GOODS,	644	M	212.2#	192.6	176.7	112.6	73.8	-	-	100.0
COSMETICS,		F	215.7#	118.2#	103.1#	76.2	58.7	-	-	100.0
CLEANSING MAT.		T	253.4#	142.9	103.0	96.8	62.4	-	-	100.0
CLOTHING	645	M	285.9#	139.1	97.6	88.1	70.8	-	-	100.0
FOOTWEAR,	646	M	185.2#	116.9	110.1	90.9	67.4	-	-	100.0
LEATHER GOODS		F	-	-	-	114.8	89.4	-	-	100.0
FURN. FABRICS,	647	M	236.5#	150.7	134.8	105.1	71.9	-	-	100.0
HOUSEHOLD		F	186.5	131.5	139.6	86.8	69.1	-	-	100.0
TEXTILES	648/649	M	237.8	160.7	163.6	115.9	87.6	-	-	100.0
HOUSEHOLD		F	167.9	134.7	171.7	101.1	73.0	-	-	100.0
FITMENTS,		M	234.2	170.9	147.2	108.2	67.3	-	-	100.0
APPLIANCES	653	M	191.9	144.0	113.7	84.3	81.1	-	-	100.0
BOOKS, NEWSPRS.,		F	203.3	149.3	119.7	114.9	84.8	-	-	100.0
STATIONERY,		T	204.1	139.7	120.0	94.3	78.6	-	-	100.0
OFFICE SUPPS.		M	222.0	147.6#	117.2#	126.9	85.8	-	-	100.0
OTHER RETAIL	654/655	M	195.6#	149.0	125.5	101.6	76.1	-	-	100.0
DISTRIBUTION		F	221.8#	153.1	135.5	94.8	72.7	-	-	100.0
VARIOUS NON-FOOD	656	M	201.0	135.3	117.6	95.4	77.3	-	-	100.0
PRODUCTS		F	217.2	142.7	128.4	95.5	77.8	-	-	100.0
RETAIL TRADE	64/653- 656	M	-	190.4	119.8	90.2	72.0	-	-	100.0
		F	-	212.3#	157.2	111.3	86.1	-	-	100.0
		T	-	218.5	135.4	97.0	74.9	-	-	100.0
		M	204.0	164.5	130.7	93.9	73.4	-	-	100.0
		F	230.1#	184.4	152.2	117.4	85.7	-	-	100.0
		T	235.4	187.4	146.0	103.0	73.8	-	-	100.0



INDEX OF MEAN GROSS ANNUAL PAY OF FULL-TIME FEMALE EMPLOYEES ACCORDING TO ACTIVITY AND QUALIFICATION

( PAY OF FULL-TIME MALE = 100 )

INDICE DE LA REMUNERATION ANNUELLE BRUTE MOYENNE DES SALAIRES FEMININS A TEMPS PLEIN SELON L ACTIVITE ET LA QUALIFICATION

( REM. DES SAL. MASC. A TEMPS PLEIN = 100 )

QUALIFICATION							TOG. ENS.	SEX E	NACE	ACTIVITE
1A	1B	2	3	4	5	(*)				
100.0	100.0	100.0	100.0	100.0	100.0	-	100.0	M	611	MAT. PREM. AGR., ANIMAUX, TEXTILES
			62.1	63.8	69.1	-	55.5	F		
100.0#	100.0	100.0	100.0	100.0	100.0	-	100.0	M	612	COMBUSTIBLES, MINERAIS, PR. CHIMIQUES
		71.7	74.7	66.5	-	-	58.7	F		BOIS, MATERIAUX DE CONSTR.
100.0	100.0	100.0	100.0	100.0	100.0	-	100.0	M	613	MACHINES, VEHICULES
	68.8#	75.3#	72.1	64.7	-	-	64.7	F		
100.0	100.0	100.0	100.0	100.0	100.0	-	100.0	M	614	MEUBLES, ART. MENAGERS
	74.2#	69.3	74.5	72.7	-	-	66.3	F		QUINCAILLERIE
100.0	100.0	100.0	100.0	100.0	100.0	-	100.0	M	615	TEXTILE, HABILLEMENT, CHAUSSURES
	61.1#	58.0	70.4	68.5	-	-	59.2	F		PRODUITS ALIM., BOISSONS, TABAC
100.0	100.0	100.0	100.0	100.0	100.0	-	100.0	M	616	PR. PHARM., MEDICAUX, D'ENTRETIEN
	53.5#	73.1	70.4	69.7	70.1	-	56.6	F		PRODUITS PHARM.
100.0	100.0	100.0	100.0	100.0	100.0	-	100.0	M	617	AUTRES COMMERCES DE GROS
		69.1#	71.8	67.6	74.7	-	60.6	F		
-	-	-	-	-	-	-	-	M	617.6	PRODUITS DU TABAC
-	-	-	-	-	-	-	-	F		
100.0	100.0	100.0	100.0	100.0	100.0	-	100.0	M	618	PR. PHARM., MEDICAUX, D'ENTRETIEN
	58.7	74.0	70.2	72.3	71.9	-	59.3	F		PRODUITS PHARM.
-	-	-	-	-	-	-	-	M	618.1	AUTRES COMMERCES DE GROS
-	-	-	-	-	-	-	-	F		
100.0	100.0	100.0	100.0	100.0	100.0	-	100.0	M	619	PAPIER, LIVRES, JOURNEAUX
	68.8#	73.3	71.8	75.3	77.3	-	61.0	F		
-	-	-	-	-	-	-	-	M	619.1/2	COMMERCE DE GROS
-	-	-	-	-	-	-	-	F		
100.0	100.0	100.0	100.0	100.0	100.0	-	100.0	M	61	PR. ALIMENTAIRES, BOISSONS, TABAC
	72.0#	63.5	69.3	72.4	69.5	-	61.6	F		PHARMACIES
100.0#	100.0	100.0	100.0	100.0	-	-	100.0	M	641/642	ART. MEDICAUX, PRODUITS D'ENTRETIEN
		63.2#	68.1	68.8	-	-	55.4	F		ARTICLES D'HABILLEMENT
100.0#	100.0#	100.0#	100.0	100.0	-	-	100.0	M	643	CHAUSSURES, MAROQUINERIE
	72.3#	74.4	61.4	78.1	65.4	-	61.5	F		TISSUS D'AMEUBLEMENT
100.0#	100.0	100.0	100.0	100.0	-	-	100.0	M	644	EQUIPEMENT DU FOYER
			74.2	78.0	-	-	58.7	F		LIVRES, JOURN., PAPIER, EQ. BUREAU
100.0	100.0	100.0	100.0	100.0	-	-	100.0	M	645	AUTRES COMMERCES DE DETAIL
	72.8#	66.6	75.9	72.0	-	-	56.8	F		PRODUITS DIVERS NON ALIMENT.
100.0	100.0	100.0	100.0	100.0	-	-	100.0	M	646	COMMERCE DE DETAIL
		58.8#	65.3	68.0	-	-	49.4	F		
100.0	100.0	100.0	100.0	100.0	-	-	100.0	M	647	
			78.1	67.0	-	-	64.1	F		
100.0	100.0	100.0	100.0	100.0	-	-	100.0	M	648/649	
	63.9#	59.1#	81.4	66.1	-	-	60.5	F		
100.0#	100.0	100.0	100.0	100.0	-	-	100.0	M	653	
		93.6#	82.8	70.3	-	-	62.1	F		
100.0	100.0	100.0	100.0	100.0	-	-	100.0	M	654/655	
	71.9#	83.9#	58.9	73.5	-	-	60.9	F		
-	100.0	100.0	100.0	100.0	-	-	100.0	M	656	
	71.5#	84.1	79.2	76.7	-	-	64.1	F		
100.0	100.0	100.0	100.0	100.0	-	-	100.0	M	64/653-	
	68.6#	68.1	70.8	71.0	-	-	60.8	F	656	

TAB.C5

FULL-TIME EMPLOYEES ACCORDING TO GROSS MONTHLY PAY (CORRECTED), BY ACTIVITY, SEX AND QUALIFICATION

( % )

ACTIVITY	NACE	QUALIFICATION	SEX	GROSS MONTHLY PAY (CORRECTED)														
				(NAT. CURRENCY - UNITS)														
				< 400	400 - 599	600 - 799	800 - 999	1000 - 1199	1200 - 1399	1400 - 1599	1600 - 1799	1800 - 1999	2000 - 2199	2200 - 2399	2400 - 2599	2600 - 2799	2800 - 2999	
AGRIC. PRIMARY PROD., LIVE-STOCK, TEXT.	611	1A	M	-	-	-	-	-	-	-	-	5.1	-	1.2	8.7	1.4	1.0	7.0
			F	-	-	-	-	-	-	-	5.1	-	1.2	8.6	1.4	1.0	7.0	
		1B	M	-	-	-	-	-	1.1	0.9	5.5	4.3	8.7	5.7	6.4	2.0	7.4	
			F	-	-	-	-	-	-	-	-	-	25.1	-	25.9	-	-	
		2	M	-	-	-	-	-	1.1	1.2	5.7	4.2	9.2	5.8	7.0	2.0	7.2	
			F	-	-	-	-	8.4	16.1	22.7	14.6	16.9	6.8	-	-	-	-	
		3	M	-	-	-	0.8	1.7	4.6	17.3	20.2	19.9	11.1	7.7	6.8	3.6	1.0	
			F	-	-	9.6	23.2	16.5	19.1	12.7	10.3	3.3	1.7	1.7	-	-	-	
		4	M	0.1	0.2	1.0	3.2	3.3	6.2	16.8	19.1	18.1	10.1	7.1	6.0	3.3	0.9	
			F	-	7.7	13.6	23.9	22.1	16.8	8.5	4.2	1.3	1.2	-	-	-	-	
		5	M	0.1	1.2	2.7	5.8	5.0	8.3	15.8	35.0	10.5	6.4	3.0	2.2	0.8	2.0	
			F	-	1.8	5.3	4.2	5.0	16.9	32.3	20.7	8.1	3.5	1.5	-	-	-	
T	M	0.1	3.0	7.3	15.5	10.7	54.6	5.0	2.5	-	-	-	-	-	-			
	F	-	2.1	5.7	6.8	6.4	25.7	25.9	16.4	6.2	2.7	1.1	-	-	-			
FUELS, ORES, INDUSTRIAL CHEMICALS	612	1A	M	0.1	0.7	1.9	4.0	3.7	7.8	14.0	23.5	11.2	7.8	5.2	3.9	2.5	2.7	
			F	-	-	-	-	-	-	-	-	-	-	-	-	-	-	-
		1B	M	-	-	-	-	-	-	2.0	3.8	1.3	2.9	3.8	1.8	4.2	2.2	1.4
			F	-	-	-	-	-	-	32.9	-	-	6.1	13.1	-	-	4.9	5.3
		2	M	-	-	-	-	-	-	3.8	4.4	2.1	3.1	4.3	1.7	4.1	4.9	5.2
			F	-	-	-	-	-	-	0.9	1.7	3.5	8.1	9.6	9.8	9.6	9.3	-
		3	M	-	-	-	3.3	1.7	6.0	12.0	12.2	13.5	8.9	11.9	12.8	6.3	-	-
			F	-	-	-	0.3	0.2	1.4	2.8	4.4	8.1	8.2	9.8	10.1	9.2	8.5	-
		4	M	-	-	2.0	7.5	11.5	15.1	17.5	15.5	10.0	8.9	5.2	5.6	6.6	6.0	4.1
			F	-	0.4	2.4	3.5	5.9	8.5	14.9	15.2	10.3	12.0	8.9	5.0	4.0	1.8	0.8
		5	M	-	1.9	7.5	18.6	24.1	8.6	15.5	21.2	17.5	10.8	6.6	3.4	2.4	1.8	0.8
			F	-	0.5	3.1	6.7	9.4	12.4	14.4	17.6	14.0	8.3	5.4	2.6	1.9	1.5	-
T	M	-	-	1.4	3.0	3.6	9.2	14.5	27.7	16.8	16.8	4.3	2.1	-	-	-		
	F	0.0	0.6	1.4	2.0	4.5	8.0	12.9	12.6	9.3	8.2	6.3	5.1	4.6	-	-		
TIMBER, BUILDING MATERIALS	613	1A	M	0.0	0.9	4.5	11.8	15.7	19.1	13.4	10.4	7.0	5.2	4.2	3.8	1.4	0.8	
			F	-	0.2	1.2	3.0	4.2	6.8	8.8	12.5	11.7	8.7	7.5	5.9	4.0	4.0	-
		1B	M	-	-	-	-	-	-	-	-	-	2.6	1.6	3.0	2.0	1.1	-
			F	-	-	-	-	-	-	0.8	0.9	2.2	3.3	6.9	8.6	10.2	10.5	9.0
		2	M	-	-	-	10.0	-	22.5	-	-	-	-	-	-	-	-	-
			F	-	-	-	0.7	-	2.2	0.8	2.4	3.0	7.0	8.0	10.8	9.8	8.4	-
		3	M	-	-	-	0.6	-	0.8	2.5	5.4	10.7	15.0	13.8	13.3	12.3	7.5	-
			F	-	-	5.6	6.3	5.7	11.3	8.8	10.6	23.7	12.6	7.1	-	-	-	-
		4	M	-	2.8	15.7	10.0	18.6	18.9	10.8	10.1	3.2	1.4	1.3	2.5	-	-	-
			F	0.3	1.7	1.8	2.8	6.9	16.6	18.0	16.9	12.1	7.4	4.9	4.8	2.8	-	-
		5	M	0.4	1.2	2.3	2.2	4.5	13.0	25.4	23.2	11.7	5.3	4.2	2.2	1.6	0.7	-
			F	-	3.6	20.6	24.5	16.4	23.2	5.9	3.2	1.2	0.8	-	-	-	-	-
T	M	0.5	1.5	4.4	4.8	5.8	14.2	23.1	20.9	10.5	4.8	3.7	1.9	1.4	0.6	-		
	F	-	0.7	3.8	8.1	7.3	21.1	30.7	15.0	5.9	3.2	1.2	2.3	-	-	-		
MACHINERY, EQUIPMENTS, VEHICLES	614	1A	M	0.2	0.8	2.6	3.2	3.8	9.5	16.9	16.0	11.6	8.3	6.2	4.8	4.2	2.5	
			F	-	-	-	-	-	-	-	-	-	2.4	-	-	-	-	-
		1B	M	-	-	-	-	-	-	0.9	1.7	2.0	4.9	7.9	7.0	4.8	5.5	5.6
			F	-	-	-	-	5.0	8.1	1.1	16.6	-	-	8.8	12.8	8.9	8.4	-
		2	M	-	0.5	-	-	0.3	1.2	1.6	2.7	4.8	7.7	7.1	5.1	5.6	5.7	-
			F	-	-	-	-	0.5	0.6	1.7	5.3	8.0	11.7	11.7	11.2	10.6	7.2	-
		3	M	-	-	-	2.9	3.7	10.2	7.5	12.5	27.5	13.2	4.7	6.0	3.4	2.3	-
			F	-	-	0.3	0.8	1.4	2.2	5.9	9.6	11.8	11.1	10.7	10.0	6.8	-	-
		4	M	-	0.1	0.8	1.0	1.4	4.1	11.1	19.9	19.5	14.0	9.4	6.4	4.1	3.2	-
			F	-	-	2.3	6.2	14.5	23.1	18.9	12.6	7.9	4.7	5.0	1.1	1.3	-	-
		5	M	-	0.2	1.0	1.5	2.8	6.1	11.9	19.1	18.3	13.1	8.9	5.8	3.8	2.9	-
			F	0.2	0.2	3.7	5.7	6.2	12.6	23.7	21.3	11.9	5.3	3.0	2.7	1.2	1.3	-
T	M	-	1.2	9.9	24.0	18.7	20.8	13.5	8.0	1.9	1.2	-	-	-	-	-		
	F	0.2	0.4	4.9	9.3	8.7	14.2	21.7	18.6	10.0	4.5	2.4	2.2	0.9	1.0	-		

TAB.C5

SALARIES A TEMPS PLEIN SELON LA  
REMUNERATION MENSUELLE BRUTE (CORRIGEE)  
PAR ACTIVITE, SEXE ET QUALIFICATION

( 2 )

REMUNERATION MENSUELLE BRUTE CORRIGEE														SEXE	QUALIFICATION	WACE	ACTIVITE
(UNITES MONETAIRES NAT.)																	
3000	3200	3400	3600	3800	4000	4200	4400	4600	4800	5000	5200	>=	ENS.				
3199	3399	3599	3799	3999	4199	4399	4599	4799	4999	5199	5399	5400	T06.				
2.1	3.5	4.5	3.3	6.3	11.4	1.0	4.3	-	5.7	1.3	-	31.1	100.0	M	1A	611	MAT. PREM. AGR., ANIMAUX, TEXTILES
2.1	3.5	4.5	3.3	6.3	11.4	1.0	4.3	-	5.7	1.3	-	31.2	100.0	F			
5.4	7.6	6.0	4.6	7.9	2.5	1.1	2.8	1.4	2.8	0.8	1.6	12.8	100.0	M	1B		
-	-	-	-	-	-	-	-	-	-	-	-	-	100.0	F			
5.2	7.4	5.8	4.6	7.7	2.4	1.0	2.7	1.4	2.7	0.8	1.6	12.4	100.0	M	2		
6.1	5.6	2.8	0.9	1.8	3.3	2.9	0.7	-	0.4	0.4	-	2.8	100.0	F			
-	-	-	-	-	-	-	-	-	-	-	-	-	100.0	M			
5.8	5.3	2.7	0.9	2.0	3.2	2.7	0.6	-	0.4	0.4	-	2.7	100.0	F			
1.3	0.8	1.1	0.2	0.2	0.2	0.2	-	-	1.3	-	-	-	100.0	M	3		
-	-	-	-	-	-	-	-	-	-	-	-	-	100.0	F			
1.3	0.7	1.0	0.2	0.2	0.2	0.2	-	-	1.2	-	-	-	100.0	M	4		
0.6	0.3	0.2	-	-	-	-	-	-	-	-	-	-	100.0	F			
-	-	-	-	-	-	-	-	-	-	-	-	-	100.0	M	5		
0.5	0.2	0.1	-	-	-	-	-	-	-	-	-	-	100.0	F			
-	-	-	-	-	-	-	-	-	-	-	-	-	100.0	M			
1.8	1.6	1.3	0.6	1.0	1.1	0.5	0.5	0.1	0.8	0.3	0.2	2.5	100.0	M	T		
-	-	-	-	-	-	-	-	-	-	-	-	-	100.0	F			
1.6	1.5	1.1	0.6	1.0	1.0	0.5	0.4	0.1	0.7	0.2	0.1	2.2	100.0	M	1A	612	COMBUSTIBLES, MINERAIS, PR. CHIMIQUES
5.1	2.5	1.0	-	3.1	5.3	4.5	2.6	1.9	7.4	1.0	2.3	58.1	100.0	F			
-	-	-	-	-	-	-	-	-	-	-	-	-	100.0	M	1B		
5.1	2.5	1.0	-	3.1	5.3	4.5	2.6	1.9	7.4	1.0	2.3	58.8	100.0	F			
6.7	3.8	8.1	6.5	4.2	7.0	3.1	2.3	2.6	2.1	4.1	1.6	17.9	100.0	M			
-	-	-	-	-	-	-	-	-	-	-	-	-	100.0	F			
6.5	3.6	7.6	6.1	3.9	6.6	3.3	2.2	2.4	2.0	3.9	1.5	16.8	100.0	M	2		
8.0	6.9	6.6	4.4	3.0	2.0	1.7	0.9	1.1	0.7	1.2	0.3	3.3	100.0	F			
1.9	6.0	-	-	-	-	-	-	-	-	-	-	-	100.0	M			
7.4	6.8	5.9	4.0	2.8	1.8	1.5	0.8	1.0	0.6	1.1	0.3	2.9	100.0	F	3		
4.3	1.9	1.2	1.4	0.3	1.0	0.2	-	-	-	-	-	0.3	100.0	M			
-	-	-	-	-	-	-	-	-	-	-	-	-	100.0	F			
3.5	1.6	0.9	1.2	0.2	0.8	0.1	-	-	-	-	-	0.2	100.0	M	4		
1.2	0.3	0.8	0.2	0.0	-	0.1	-	-	-	-	-	-	100.0	F			
-	-	-	-	-	-	-	-	-	-	-	-	-	100.0	M	5		
0.9	0.2	0.6	0.1	0.0	-	0.1	-	-	-	-	-	-	100.0	F			
-	-	-	-	-	-	-	-	-	-	-	-	-	100.0	M			
4.2	2.6	3.0	2.2	1.3	1.8	1.0	0.6	0.6	0.7	0.9	0.4	5.3	100.0	M	T		
0.4	0.9	-	-	-	-	0.3	-	-	-	-	-	-	100.0	F			
3.6	2.3	2.5	1.9	1.2	1.5	0.9	0.5	0.5	0.6	0.7	0.4	4.4	100.0	M	1A	613	BOIS, MATERIAUX DE CONSTR.
5.6	3.8	4.9	2.9	2.0	7.1	6.1	12.8	4.5	1.8	1.0	2.5	32.2	100.0	F			
-	-	-	-	-	-	-	-	-	-	-	-	-	100.0	M	1B		
5.5	3.7	4.8	3.4	1.9	7.0	6.0	12.6	4.9	2.5	1.0	2.5	31.6	100.0	F			
7.0	9.8	4.5	3.7	4.6	4.4	2.0	0.5	1.1	-	2.1	-	7.7	100.0	M			
-	12.1	-	13.5	-	-	-	-	-	-	-	-	-	100.0	F			
6.5	9.9	4.2	4.4	4.3	4.1	1.9	0.5	1.0	-	2.0	-	7.5	100.0	M	2		
6.8	4.2	2.9	0.6	1.2	1.1	-	0.3	-	-	0.3	-	0.3	100.0	F			
-	-	-	-	-	-	-	-	-	-	-	-	-	100.0	M			
6.4	4.0	2.7	0.6	1.2	1.2	-	0.3	-	-	0.3	-	0.3	100.0	F	3		
1.9	0.7	0.1	-	0.2	0.1	-	-	-	-	-	-	-	100.0	M			
-	-	-	-	-	-	-	-	-	-	-	-	-	100.0	F			
1.8	0.6	0.1	-	0.2	0.1	-	-	-	-	-	-	-	100.0	M	4		
0.7	0.2	0.4	0.3	0.2	0.1	-	-	0.2	-	-	-	-	100.0	F			
-	-	-	-	-	-	-	-	-	-	-	-	-	100.0	M	5		
0.6	0.1	0.4	0.2	0.2	0.1	-	0.1	-	-	-	-	-	100.0	F			
-	-	-	-	-	-	-	-	-	-	-	-	-	100.0	M			
2.4	1.5	1.0	0.5	0.7	0.7	0.4	0.6	0.2	0.1	0.2	0.1	1.7	100.0	M	T		
-	0.5	-	0.7	-	-	-	-	-	-	-	-	-	100.0	F			
2.2	1.4	0.9	0.5	0.6	0.7	0.3	0.6	0.2	0.1	0.2	0.1	1.6	100.0	M	1A	614	MACHINES, VEHICULES
9.0	7.0	2.6	3.0	2.0	4.5	5.5	1.5	5.1	6.6	1.3	2.1	39.5	100.0	F			
-	-	-	-	-	-	-	-	-	-	-	-	-	100.0	M	1B		
8.5	7.5	2.4	2.8	2.6	4.3	5.2	1.4	4.8	6.3	1.8	2.5	38.2	100.0	F			
9.2	5.8	5.7	5.1	6.2	4.4	3.9	4.2	3.1	2.8	2.0	1.5	5.7	100.0	M			
-	-	-	5.0	-	-	-	-	-	-	-	-	-	100.0	F			
9.0	5.5	5.4	5.1	5.9	4.2	3.7	4.0	3.1	2.7	1.9	1.4	5.4	100.0	M	2		
6.8	6.1	2.7	3.6	2.2	1.4	1.2	1.4	2.2	0.8	0.4	0.5	1.7	100.0	F			
-	-	-	-	-	-	-	-	-	-	-	-	-	100.0	M			
6.2	5.6	2.6	3.4	2.0	1.3	1.1	1.4	2.0	0.7	0.4	0.5	1.7	100.0	F	3		
1.6	1.0	0.9	0.4	0.3	0.2	0.2	-	-	0.1	-	-	0.2	100.0	M			
-	-	-	-	-	-	-	-	-	-	-	-	-	100.0	F			
1.4	1.0	0.8	0.4	0.2	0.1	0.2	-	-	0.1	-	-	0.2	100.0	M	4		
0.3	0.0	0.1	0.0	0.2	-	0.1	-	-	-	-	-	-	100.0	F			
-	-	-	-	-	-	-	-	-	-	-	-	-	100.0	M	5		
0.2	0.0	0.1	0.0	0.1	-	0.1	-	-	-	-	-	-	100.0	F			
-	-	-	-	-	-	-	-	-	-	-	-	-	100.0	M			
3.1	2.3	1.5	1.4	1.2	0.9	0.9	0.7	0.9	0.6	0.3	0.3	2.1	100.0	M	T		
0.2	0.4	-	0.3	-	-	-	-	0.4	-	-	-	0.4	100.0	F			
2.7	2.1	1.3	1.3	1.1	0.8	0.8	0.7	0.8	0.6	0.3	0.3	1.9	100.0	F			

TAB.C5

FULL-TIME EMPLOYEES ACCORDING TO GROSS MONTHLY PAY (CORRECTED), BY ACTIVITY, SEX AND QUALIFICATION

( % )

ACTIVITY	NACE	Q U A L I F I C A T I O N	S E X	GROSS MONTHLY PAY (CORRECTED)															
				(NAT. CURRENCY - UNITS)															
				< 400	400 - 599	600 - 799	800 - 899	1000 - 1199	1200 - 1399	1400 - 1599	1600 - 1799	1800 - 1999	2000 - 2199	2200 - 2399	2400 - 2599	2600 - 2799	2800 - 2999		
FURNITURE, HSEHD. GOODS, HARDWARE	615	1A	M	-	-	-	-	-	-	-	-	1.3	-	-	-	1.3	1.3	7.6	
			F	-	-	-	-	-	-	-	-	1.3	-	-	-	1.2	1.3	8.4	
		1B	M	-	-	-	9.7	9.6	-	-	0.9	3.1	5.2	4.7	6.6	8.0	7.5	4.3	
			F	-	-	-	0.4	0.7	-	-	-	19.8	-	-	-	-	-	-	-
		2	M	-	-	0.2	0.4	0.3	1.4	3.4	10.3	12.1	16.6	10.7	10.4	8.0	7.4	4.3	
			F	-	-	3.4	12.8	12.8	16.9	11.4	31.1	4.2	4.3	2.4	-	-	-	-	-
	3	M	-	0.1	0.2	0.8	2.2	6.5	13.2	21.1	20.3	15.2	8.5	4.8	3.0	2.0	-	-	
		F	0.9	1.6	6.1	9.4	17.2	20.0	18.2	13.1	8.4	2.1	-	-	-	-	-	-	
	4	M	0.1	0.3	0.9	1.8	3.9	8.1	13.8	20.1	18.9	13.7	7.5	4.3	2.7	1.8	-	-	
		F	0.1	0.6	2.2	4.7	6.4	16.5	28.6	19.6	9.5	3.2	1.8	1.3	1.8	0.9	-	-	
	5	M	0.2	1.1	4.8	8.8	10.2	17.8	23.9	16.0	7.4	2.5	1.4	1.0	1.4	0.7	-	-	
		F	-	1.3	7.2	8.6	7.0	20.7	26.1	17.3	7.4	1.8	-	-	-	-	-	-	
T	M	-	1.2	8.7	9.6	7.2	20.8	25.2	16.2	7.0	1.7	-	-	-	-	-	-		
	F	0.1	0.3	1.1	2.1	3.1	8.4	15.0	16.3	13.2	10.0	6.2	4.8	3.8	2.7	-	-		
TEXTILES, CLOTHING, FOOTWR, LEATHERWARE	616	1A	M	0.4	1.8	9.5	18.9	18.6	20.1	12.2	11.0	3.4	1.6	0.5	0.4	0.2	0.3		
			F	0.1	0.5	2.4	4.6	5.4	10.2	14.6	15.5	11.7	8.8	5.3	4.2	3.2	2.4	1.2	
		1B	M	-	-	-	-	-	-	-	-	-	10.8	2.3	-	-	3.2	2.3	1.1
			F	-	-	-	-	-	-	-	-	-	4.5	8.5	4.3	-	6.0	4.0	4.5
		2	M	-	-	-	-	14.0	26.0	4.0	5.9	8.0	4.7	-	-	-	-	-	-
			F	-	-	-	-	3.2	3.4	1.0	5.1	4.9	8.0	3.9	5.2	3.8	4.2	-	-
	3	M	-	-	-	-	0.5	2.8	4.1	6.6	10.4	11.5	12.3	10.2	10.4	7.9	-	-	
		F	-	-	-	-	3.1	12.7	12.6	22.9	9.8	15.6	9.0	8.7	-	-	-	-	
	4	M	-	-	0.2	0.4	1.9	6.1	10.9	19.8	17.5	15.4	9.2	6.3	4.1	2.6	-	-	
		F	-	-	3.1	12.3	16.9	24.6	17.0	12.1	6.2	1.4	4.5	0.6	0.6	-	-	-	
	5	M	0.6	2.4	12.8	23.2	18.4	25.4	11.9	3.1	1.4	0.4	0.4	-	-	-	-	-	
		F	0.2	1.0	5.9	11.9	11.5	20.1	20.3	12.8	9.2	3.4	2.2	0.8	0.3	-	-	-	
T	M	-	2.0	8.0	10.2	9.3	23.7	24.8	13.4	3.9	1.8	-	-	-	-	-	-		
	F	-	10.9	20.2	15.2	20.7	23.1	8.8	-	-	-	-	-	-	-	-	-		
FOOD, DRINK, TOBACCO	617	1A	M	0.3	2.5	10.1	16.9	17.0	24.2	12.6	6.7	3.4	1.8	2.0	0.7	0.3	2.8		
			F	0.1	0.7	3.3	5.8	6.8	12.5	12.9	12.2	10.2	7.6	5.5	4.1	3.0	2.2	7.4	
		1B	M	-	-	-	-	-	-	-	-	-	2.0	-	4.3	1.0	1.3	3.6	7.3
			F	-	-	-	-	-	-	-	-	-	6.5	-	6.8	11.0	6.7	6.1	6.7
		2	M	-	-	-	-	0.4	1.2	5.4	6.3	9.5	6.5	10.6	6.5	6.7	6.5	-	-
			F	-	-	0.3	0.4	0.5	2.5	3.0	10.1	11.3	13.0	13.8	13.4	7.4	10.1	-	-
	3	M	-	-	0.5	1.0	1.4	3.6	3.3	9.8	6.2	-	-	-	-	-	-	-	
		F	-	0.3	0.6	1.5	2.0	8.6	17.0	20.1	22.6	11.9	6.3	4.0	2.6	0.9	-	-	
	4	M	1.0	0.4	11.7	9.1	26.8	23.3	12.3	5.3	6.6	0.8	0.8	1.5	0.8	-	-	-	
		F	0.4	2.4	2.7	5.9	10.9	16.2	17.7	20.1	10.2	5.4	3.6	2.2	2.2	0.9	-	-	
	5	M	0.1	1.0	4.3	4.7	4.0	5.2	16.2	28.9	22.9	8.7	3.6	2.5	1.2	0.5	0.4	-	
		F	-	4.3	21.0	22.5	18.7	23.1	7.8	1.3	0.4	0.7	-	-	-	-	-	-	
T	M	0.1	1.6	7.9	7.6	7.8	17.6	24.8	19.7	7.1	3.1	2.0	0.9	0.4	0.3	-	-		
	F	-	2.5	8.3	11.8	13.9	21.9	24.9	7.7	4.2	2.6	1.7	0.3	-	-	-	-		
TOBACCO PRODUCTS	617.6	1A	M	-	3.4	9.7	12.3	14.3	22.2	22.5	7.8	3.7	2.3	1.5	0.3	-	-		
			F	-	0.8	3.0	3.5	4.3	11.6	19.3	16.8	12.0	7.1	5.3	3.7	2.3	2.4	-	
		1B	M	-	3.6	17.1	17.1	20.7	23.0	9.1	3.4	2.8	0.6	1.3	0.6	0.3	0.2	-	
			F	0.0	1.2	5.1	5.5	6.7	13.3	17.9	14.9	10.6	6.2	4.7	3.3	2.0	2.1	-	
		2	M	-	-	-	-	-	-	-	-	-	-	-	-	-	-	-	-
			F	-	-	-	-	-	-	-	-	-	-	-	-	-	-	-	-
3	M	-	-	-	-	-	-	-	-	-	-	-	-	-	-	-	-		
	F	-	-	-	-	-	-	-	-	-	-	-	-	-	-	-	-		

TAB.C5

SALARIES A TEMPS PLEIN SELON LA  
REMUNERATION MENSUELLE BRUTE (CORRIGEE)  
PAR ACTIVITE, SEXE ET QUALIFICATION

( 2 )

REMUNERATION MENSUELLE BRUTE CORRIGEE														SEXE	MACE	ACTIVITE	
(UNITES MONETAIRES NAT.)																	
3000	3200	3400	3600	3800	4000	4200	4400	4600	4800	5000	5200	>=	ENS.	Q U A L I F I C A T I O N			
3199	3399	3599	3799	3999	4199	4399	4599	4799	4999	5199	5399	5400	TOT.				
1.3	5.9	5.3	2.3	5.0	8.3	4.8	6.7	2.6	1.5	2.9	4.3	35.6	100.0	M	1A	615	MEUBLES.
1.3	5.8	5.2	2.3	4.9	8.2	4.7	6.6	2.5	1.5	2.8	4.2	35.8	100.0	F			ART. MENAGERS
7.5	5.2	7.7	6.7	2.4	3.8	5.3	5.3	2.7	1.9	2.2	0.9	7.8	100.0	M	1B		QUINCAILLERIE
7.2	5.8	7.3	6.4	2.3	3.7	5.1	5.0	2.6	1.8	2.1	0.8	7.4	100.0	F			
6.0	2.9	2.0	1.0	1.2	0.6	0.6	0.8		0.8			3.8	100.0	M	2		
5.3	2.6	1.7	0.9	1.0	0.6	0.5	0.7		0.7			3.4	100.0	F			
1.0	0.4	0.3	0.1	0.2	0.2	0.1							100.0	M	3		
0.9	0.5	0.2	0.1	0.2	0.2	0.1							100.0	F			
0.3	0.8	0.5	0.3	0.2		0.2						0.3	100.0	M	4		
0.2	0.6	0.4	0.2	0.1		0.2						0.2	100.0	F			
													100.0	M	5		
													100.0	F			
2.3	1.5	1.4	0.9	0.7	0.8	0.8	0.8	0.3	0.3	0.3	0.2	2.5	100.0	M	T		
	0.8												100.0	F			
2.0	1.4	1.2	0.8	0.6	0.7	0.7	0.7	0.3	0.3	0.2	0.2	2.2	100.0	M			
2.3	5.8	6.0	0.8	1.7	2.5	4.2	3.6	4.8	1.8	1.2		41.2	100.0	M	1A	616	TEXTILE.
													100.0	F			HABILLEMENT.
2.3	5.8	6.0	0.8	1.6	2.4	4.2	3.5	5.3	1.8	1.2		41.4	100.0	M	1B		CHAUSSURES
5.7	5.1	6.5	5.1	5.8	8.7	4.7	3.1	3.0	1.8	1.4	0.9	9.4	100.0	M			
			4.0										100.0	F			
5.2	4.7	7.2	4.9	5.0	7.6	4.1	2.7	2.6	1.6	1.2	0.8	8.2	100.0	M	2		
5.3	4.6	3.2	3.1	1.9	1.5	1.9	0.5					0.5	100.0	F			
													100.0	M	3		
4.9	4.2	2.9	2.8	1.8	1.5	1.7	0.4			0.3		0.5	100.0	F			
1.8	0.9	0.5	0.4	0.4	0.3	0.5		0.2	0.2		0.2	0.2	100.0	M	4		
													100.0	F			
1.4	0.8	0.4	0.3	0.3	0.2	0.4		0.1	0.2		0.1	0.2	100.0	M	5		
0.2													100.0	F			
0.1													100.0	M	T		
													100.0	F			
2.3	2.0	1.8	1.3	1.2	1.4	1.2	0.6	0.6	0.4	0.3	0.4	3.4	100.0	M			
0.2	0.2		0.2										100.0	F			
1.8	1.6	1.5	1.0	0.9	1.1	0.9	0.5	0.5	0.3	0.2	0.3	2.6	100.0	M	1A	617	PRODUITS ALIM.,
3.6	8.2	4.6	4.7	6.8	5.6	2.6	4.8	1.8			1.8	33.4	100.0	M	1B		BOISSONS,
													100.0	F			TABAC
3.6	8.1	5.2	4.7	6.7	5.5	2.6	4.7	1.8			1.8	33.0	100.0	M			
11.7	6.6	2.4	7.0	1.7	0.8	2.6	1.4		1.6	1.0	0.6	3.7	100.0	M	2		
													100.0	F			
11.3	6.4	2.3	6.7	1.7	0.8	2.5	1.4		1.6	1.0	0.6	3.6	100.0	M	3		
3.8	2.1	2.1	1.9	1.0	0.9	0.4	0.2		0.5	0.5		0.3	100.0	F			
													100.0	M	4		
3.6	2.0	2.0	1.8	0.9	0.9	0.4	0.2		0.5	0.4		0.3	100.0	M	5		
0.6		0.1	0.3	0.2	0.1							0.1	100.0	F			
													100.0	M	T		
0.5		0.1	0.3	0.1	0.1								100.0	F			
0.1													100.0	M			
													100.0	F			
													100.0	M			
													100.0	F			
1.5	1.0	0.6	0.9	0.5	0.4	0.3	0.3	0.1	0.2	0.1	0.1	1.6	100.0	M	1A	617.6	PRODUITS DU
1.3	0.8	0.6	0.8	0.5	0.4	0.3	0.3	0.1	0.2	0.1	0.1	1.4	100.0	M	1B		TABAC
													100.0	F			
													100.0	M			
													100.0	F			
													100.0	M	2		
													100.0	F			
													100.0	M	3		
													100.0	F			
													100.0	M	4		
													100.0	F			
													100.0	M	5		
													100.0	F			
													100.0	M	T		
													100.0	F			

TAB.C5

FULL-TIME EMPLOYEES ACCORDING TO GROSS MONTHLY PAY (CORRECTED), BY ACTIVITY, SEX AND QUALIFICATION

( % )

ACTIVITY	NACE	QUALIFICATION	SEX	GROSS MONTHLY PAY (CORRECTED)														
				(NAT. CURRENCY - UNITS)														
				< 400	400 - 599	600 - 799	800 - 999	1000 - 1199	1200 - 1399	1400 - 1599	1600 - 1799	1800 - 1999	2000 - 2199	2200 - 2399	2400 - 2599	2600 - 2799	2800 - 2999	
PHARMACEUTICAL, MEDICAL GDS., CLEANING MAT.	618	1A	M	-	-	-	-	-	1.4	-	-	-	-	-	1.3	2.1	10.0	
			F	-	-	-	-	-	2.0	-	-	-	-	-	-	-	-	-
		1B	M	-	-	-	-	-	-	0.8	1.2	3.6	1.2	4.3	9.4	5.3	9.7	12.5
			F	-	-	-	-	-	-	1.0	1.1	1.9	4.4	4.7	5.1	9.2	5.2	11.7
		2	M	-	-	-	0.2	2.1	10.4	5.2	10.7	13.5	17.2	14.5	7.1	3.7	5.2	11.7
			F	-	-	-	0.2	3.3	3.3	5.0	8.8	11.4	12.4	12.1	16.5	8.2	5.3	2.2
		3	M	-	-	0.2	3.0	4.1	6.8	9.3	11.2	11.9	11.2	15.2	7.5	4.9	2.6	-
			F	-	0.6	2.0	6.5	14.7	21.7	23.3	13.8	8.4	4.7	2.8	0.7	0.4	2.0	-
		4	M	-	0.2	0.7	2.1	4.8	8.3	13.0	18.3	14.8	13.9	8.9	5.0	4.5	2.0	-
			F	-	1.2	8.7	21.5	19.0	25.6	16.6	5.3	0.9	1.0	-	-	-	-	-
		5	M	-	0.6	4.5	11.7	12.0	18.5	20.0	16.9	7.4	5.4	1.2	0.4	0.5	0.5	-
			F	-	-	3.4	4.8	5.4	22.4	21.5	31.1	8.6	2.9	-	-	-	-	-
		T	M	-	-	17.1	23.3	19.9	28.6	5.4	5.7	-	-	-	-	-	-	-
			F	-	0.0	0.4	1.0	1.7	5.0	8.9	14.7	12.0	11.7	8.4	8.5	5.4	4.6	-
PHARMACEUTICALS	618.1	1A	M	-	0.7	5.0	11.8	17.0	21.3	18.5	9.9	5.6	4.2	2.6	1.4	0.7	0.5	
			F	-	0.2	1.5	3.5	5.3	8.8	11.2	13.6	10.5	9.9	7.0	6.8	4.3	3.7	-
		1B	M	-	-	-	-	-	-	-	-	-	-	-	-	-	-	-
			F	-	-	-	-	-	-	-	-	-	-	-	-	-	-	-
		2	M	-	-	-	-	-	-	-	-	-	-	-	-	-	-	-
			F	-	-	-	-	-	-	-	-	-	-	-	-	-	-	-
		3	M	-	-	-	-	-	-	-	-	-	-	-	-	-	-	-
			F	-	-	-	-	-	-	-	-	-	-	-	-	-	-	-
		4	M	-	-	-	-	-	-	-	-	-	-	-	-	-	-	-
			F	-	-	-	-	-	-	-	-	-	-	-	-	-	-	-
		5	M	-	-	-	-	-	-	-	-	-	-	-	-	-	-	-
			F	-	-	-	-	-	-	-	-	-	-	-	-	-	-	-
		T	M	-	-	-	-	-	-	-	-	-	-	-	-	-	-	-
			F	-	-	-	-	-	-	-	-	-	-	-	-	-	-	-
OTHER WHOLESALE DISTRIBUTION	619	1A	M	-	-	-	-	-	-	1.7	-	5.3	-	-	-	-	3.2	
			F	-	-	-	-	-	-	-	-	-	-	-	-	-	-	
		1B	M	-	-	-	-	1.1	0.8	2.0	3.4	2.9	4.3	7.8	7.9	4.3	6.9	-
			F	-	-	-	-	13.2	11.0	15.8	6.3	5.1	-	16.0	-	4.5	-	-
		2	M	-	-	-	1.2	1.9	2.0	2.4	3.5	2.7	4.2	8.5	7.4	4.7	6.4	-
			F	-	-	-	-	1.9	1.0	1.6	7.3	6.9	8.6	13.4	10.6	8.5	-	-
		3	M	-	-	15.0	2.7	23.7	7.2	9.7	18.0	9.6	5.3	1.3	1.0	2.4	-	-
			F	-	-	1.8	2.0	3.7	2.2	7.6	8.2	8.8	12.4	12.0	9.4	7.8	-	-
		4	M	-	-	0.9	1.8	4.1	11.7	16.8	18.8	15.1	10.2	7.7	5.0	2.5	-	-
			F	-	-	2.9	7.4	10.4	25.4	22.3	13.4	9.0	4.5	1.5	1.0	-	-	-
		5	M	-	0.6	0.5	2.0	3.3	7.8	13.6	16.2	17.1	13.3	8.7	6.6	4.3	2.1	-
			F	-	-	2.7	5.6	4.9	10.7	22.7	23.3	13.2	8.0	3.4	2.7	0.9	0.2	-
		T	M	-	0.5	5.8	10.7	9.3	14.6	20.0	18.3	9.6	5.6	2.3	1.9	0.6	0.1	-
			F	-	1.5	5.4	10.9	7.3	22.4	26.4	13.6	5.6	3.3	2.0	1.0	-	-	-
PAPER, BOOKS, STATIONERY, NEWSPAPERS	619.1/2	1A	M	-	0.3	1.1	2.6	2.9	6.1	12.5	14.6	11.8	9.7	7.7	6.6	4.3	3.3	
			F	-	0.4	8.2	15.9	13.9	23.3	15.4	9.5	5.8	3.0	1.6	0.9	0.7	0.3	
		1B	M	-	0.3	2.5	5.3	5.1	9.6	13.0	13.6	10.6	8.3	6.5	5.4	3.5	2.7	-
			F	-	-	-	-	-	-	-	-	-	-	-	-	-	-	-
		2	M	-	-	-	-	-	-	-	-	-	-	-	-	-	-	-
			F	-	-	-	-	-	-	-	-	-	-	-	-	-	-	-
		3	M	-	-	-	-	-	-	-	-	-	-	-	-	-	-	-
			F	-	-	-	-	-	-	-	-	-	-	-	-	-	-	-
		4	M	-	-	-	-	-	-	-	-	-	-	-	-	-	-	-
			F	-	-	-	-	-	-	-	-	-	-	-	-	-	-	-
		5	M	-	-	-	-	-	-	-	-	-	-	-	-	-	-	-
			F	-	-	-	-	-	-	-	-	-	-	-	-	-	-	-
		T	M	-	-	-	-	-	-	-	-	-	-	-	-	-	-	-
			F	-	-	-	-	-	-	-	-	-	-	-	-	-	-	-

TAB.C5

SALARIES A TEMPS PLEIN SELON LA  
REMUNERATION MENSUELLE BRUTE (CORRIGEE)  
PAR ACTIVITE, SEXE ET QUALIFICATION

( % )

REMUNERATION MENSUELLE BRUTE CORRIGEE (UNITES MONETAIRES NAT.)														SEXE	QUALIFICATION	NACE	ACTIVITE	
3000	3200	3400	3600	3800	4000	4200	4400	4600	4800	5000	5200	>=	ENS.					
3199	3399	3599	3799	3999	4199	4399	4599	4799	4999	5199	5399	5400	TOT.					
6.8	8.8	2.0	4.6	5.1	3.5	4.2	1.8	2.6		4.9	1.0	37.2	100.0	M	1A	618	PR. PHARM., MEDICAUX, D'ENTRETIEN	
6.6	8.5	1.9	4.4	5.0	3.4	4.1	1.8	3.3		5.0	1.0	36.1	100.0	F				
7.1	8.0	6.9	6.4	4.3	3.7	3.8	3.2	3.2	2.1	0.8	2.1	7.3	100.0	M	1B			
3.8	4.2												100.0	F				
6.8	7.7	6.5	6.0	4.0	3.4	3.5	3.0	2.9	2.0	0.8	1.9	6.7	100.0	T				
3.0	4.4	2.1	1.9	0.7	1.4	0.8	0.7	0.5	0.3	0.3	0.2	0.4	100.0	M	2			
													100.0	F				
2.7	3.9	1.9	1.6	0.6	1.2	0.7	0.6	0.4	0.2	0.3	0.2	0.4	100.0	T				
1.8	1.1	1.0	0.3	0.2	0.1							0.1	100.0	M	3			
													100.0	F				
1.4	0.8	0.8	0.2	0.1	0.1							0.1	100.0	T				
			0.3										100.0	M	4			
													100.0	F				
			0.2										100.0	T				
													100.0	M	5			
													100.0	F				
2.7	3.1	2.0	1.7	1.0	1.1	0.9	0.7	0.6	0.4	0.4	0.4	2.5	100.0	T				
0.2	0.2	0.2											100.0	M				
2.1	2.4	1.6	1.3	0.8	0.8	0.7	0.5	0.5	0.3	0.3	0.3	1.9	100.0	T	1A	618.1	PRODUITS PHARM.	
														M				
														F				
														T				
														M	1B			
														F				
														T				
														M	2			
														F				
														T				
														M	3			
														F				
														T				
														M	4			
														F				
														T				
														M	5			
														F				
														T				
														M	1A	619	AUTRES COMMERCES DE GROS	
	15.1	3.9	4.6	1.3	2.9	1.1	2.4	0.9	4.0	0.8	0.7	49.1	100.0	F				
													100.0	T				
	14.9	3.7	4.4	1.2	2.8	1.6	2.3	0.9	3.8	0.7	0.7	47.0	100.0	M	1B			
4.3	6.9	7.1	6.1	3.7	4.3	4.8	3.6	1.7	2.4	2.1	2.3	8.8	100.0	F				
	3.6	5.2				7.2							100.0	T				
4.0	6.7	6.9	5.6	3.4	4.0	5.0	3.4	1.6	2.2	1.9	2.1	8.4	100.0	M	2			
6.9	5.6	3.6	3.2	1.2	1.2	1.1	0.9	0.9	0.7	0.5		1.0	100.0	F				
													100.0	T				
6.2	5.0	3.3	2.8	1.1	1.0	1.0	0.8	0.8	0.6	0.4		0.9	100.0	M	3			
1.3	1.1	0.3	0.5	0.2	1.3	0.2						0.2	100.0	F				
													100.0	T				
1.1	1.0	0.3	0.4	0.2	1.1	0.2						0.1	100.0	M	4			
0.2		0.2				0.2			0.2			0.2	100.0	F				
													100.0	T				
0.1		0.1				0.1		0.1				0.1	100.0	M	5			
0.7													100.0	F				
													100.0	T				
0.6													100.0	M				
2.2	2.7	1.7	1.6	0.7	1.2	0.9	0.7	0.5	0.5	0.4	0.3	3.3	100.0	T				
	0.4	0.3				0.3							100.0	M				
1.8	2.2	1.4	1.2	0.6	1.0	0.8	0.5	0.4	0.4	0.3	0.2	2.6	100.0	T	1A	619.1/2	PAPIER, LIVRES, JOURNEAUX	
														F				
														T				
														M	1B			
														F				
														T				
														M	2			
														F				
														T				
														M	3			
														F				
														T				
														M	4			
														F				
														T				
														M	5			
														F				
														T				

TAB.C5

FULL-TIME EMPLOYEES ACCORDING  
TO GROSS MONTHLY PAY (CORRECTED),  
BY ACTIVITY, SEX AND QUALIFICATION

( % )

ACTIVITY	NACE	Q U A L I F I C A T I O N	S E X	GROSS MONTHLY PAY (CORRECTED)																
				(NAT. CURRENCY - UNITS)																
				< 400	400 599	600 799	800 999	1000 1199	1200 1399	1400 1599	1600 1799	1800 1999	2000 2199	2200 2399	2400 2599	2600 2799	2800 2999			
WHOLESALE TRADE	61	1A	M	-	-	-	-	-	0.1	0.4	1.2	1.1	2.4	1.3	1.3	2.8	4.2			
			F	-	-	-	-	7.3	3.7	-	-	-	5.3	-	-	7.3	-			
		1B	M	0.1	-	-	0.0	0.2	0.2	0.4	1.2	1.1	2.5	1.4	1.4	2.8	4.2			
			F	-	-	-	4.7	6.9	14.9	7.0	10.8	6.3	8.1	6.2	7.4	6.4	3.2			
		2	M	0.1	0.1	0.1	0.3	0.6	1.6	2.2	3.5	4.8	6.3	6.6	6.6	5.8	6.3			
			F	0.0	-	0.1	0.2	0.5	1.5	2.6	7.0	9.5	12.4	12.0	11.8	9.7	7.7			
		3	M	0.0	0.1	0.4	1.0	1.7	5.3	12.9	18.4	19.5	13.7	9.0	6.0	4.1	2.6			
			F	0.1	0.8	5.6	8.8	18.7	21.7	17.5	11.6	7.5	3.6	2.7	1.6	0.9	0.3			
		4	M	0.0	0.2	1.1	2.1	3.8	7.6	13.5	18.3	17.8	12.3	8.1	5.4	3.6	2.2			
			F	0.2	0.6	2.9	4.1	5.1	13.0	24.2	24.0	11.5	5.6	3.2	2.1	1.2	1.0			
		5	M	0.1	2.6	13.5	22.9	19.5	22.4	11.0	5.0	1.5	0.8	0.3	0.2	-	0.1			
			F	0.2	1.0	5.2	8.1	8.2	15.0	21.4	18.9	9.4	4.5	2.6	1.6	0.9	0.8			
		T	M	-	1.4	6.2	8.4	8.7	19.6	26.2	16.0	6.8	3.8	1.5	0.9	-	0.1			
			F	0.1	6.8	18.6	17.2	15.5	30.6	5.8	4.7	-	-	-	-	-	-			
		FOOD, DRINK, TOBACCO	641/642	1A	M	0.1	2.0	7.6	9.4	9.5	20.8	24.0	14.8	6.0	3.4	1.3	0.8	0.1		
					F	0.1	0.3	1.5	2.2	2.8	7.4	14.2	16.4	12.5	9.3	6.7	5.3	4.0	3.2	
				1B	M	0.1	1.9	9.7	15.9	16.9	21.4	12.6	8.3	4.8	2.7	1.9	1.3	0.7	0.4	
					F	0.1	0.5	2.7	4.2	4.9	9.4	14.0	15.3	11.4	8.3	6.0	4.7	3.5	2.8	
				2	M	-	-	-	-	-	-	-	6.9	5.8	3.2	4.7	-	7.8	10.7	
					F	-	-	-	-	-	-	3.3	7.4	21.0	4.8	9.7	9.5	1.0	7.6	
				3	M	-	-	-	-	-	-	-	26.5	-	-	-	-	32.6	-	
					F	-	-	-	-	-	-	4.8	9.7	18.5	4.4	8.5	9.8	4.8	6.7	
				4	M	0.3	0.5	1.4	1.9	1.3	0.6	3.6	11.7	12.3	10.5	11.5	11.0	6.3	8.8	
					F	-	-	3.3	-	-	-	23.8	7.7	12.7	15.0	-	-	-	-	
5	M			0.2	1.8	5.0	4.8	8.9	13.6	15.5	16.9	15.1	7.8	4.6	2.1	1.8	0.6			
	F			0.8	3.4	17.1	20.5	9.4	12.0	10.7	13.5	6.5	3.6	0.9	0.6	0.5	-			
T	M			0.8	12.1	34.0	23.8	14.4	11.2	2.0	1.1	0.6	0.1	-	-	-	-			
	F			0.8	8.4	26.7	22.4	12.2	11.5	5.8	6.4	3.1	1.6	0.4	0.3	0.2	-			
DISPENSING CHEMISTS	643			1A	M	0.5	1.7	8.3	10.0	6.8	9.1	11.7	16.1	12.5	6.9	4.4	2.9	2.0	1.7	
					F	0.6	10.8	30.2	21.7	14.7	13.8	4.1	1.7	1.0	0.4	0.1	0.1	0.3	-	
				1B	M	0.5	5.6	17.6	15.0	10.2	11.1	8.5	10.0	7.6	4.1	2.6	1.7	1.3	1.0	4.0
					F	-	-	-	-	-	8.5	-	8.5	-	-	-	-	-	-	3.8
				2	M	-	-	-	5.2	7.8	12.2	10.1	4.6	5.2	10.2	6.5	7.7	7.8	-	-
					F	-	-	5.3	5.3	8.3	6.9	3.1	3.5	10.7	6.0	6.8	6.7	-	-	-
				3	M	-	-	-	-	16.1	25.4	19.3	5.9	10.9	11.5	6.2	1.5	0.9	0.5	-
					F	-	-	-	-	14.6	23.4	17.8	6.4	10.6	11.3	5.9	2.5	1.8	1.4	-
				4	M	-	-	0.7	1.0	22.3	24.7	19.5	10.3	6.1	11.0	1.6	2.4	-	-	-
					F	-	-	0.6	0.9	21.5	23.5	19.6	10.4	6.5	11.1	2.9	2.5	-	-	-
		5	M	2.6	-	2.1	4.7	25.0	27.0	23.1	7.4	1.9	-	1.7	1.7	-	-	-		
			F	3.1	1.3	26.5	18.0	14.4	29.7	2.5	3.8	-	-	-	-	-	-	-		
		T	M	2.9	1.1	15.9	11.4	10.4	27.8	12.6	11.8	3.5	0.8	-	0.7	0.7	-	-		
			F	-	-	-	-	-	-	-	-	-	-	-	-	-	-	-		
		MEDICAL GOODS, COSMETICS, CLEANING MAT.	644	1A	M	1.1	-	-	1.3	3.6	12.4	15.2	13.4	6.1	5.1	4.2	3.5	2.7	2.8	
					F	0.5	0.2	3.8	3.0	18.4	24.9	16.6	7.8	6.9	9.5	3.1	2.0	0.6	0.2	
				1B	M	0.6	0.2	3.2	2.7	15.8	22.7	16.4	8.8	6.7	8.7	3.3	2.3	0.9	0.7	11.6
					F	-	-	-	-	-	-	-	6.9	-	-	-	-	-	7.3	10.6
				2	M	-	-	-	-	-	7.3	6.6	-	4.7	8.1	20.4	23.3	12.0	7.7	-
					F	-	-	-	-	-	6.6	6.0	4.4	4.3	7.3	18.6	23.4	13.2	7.0	-
				3	M	-	-	-	16.1	-	-	22.8	9.9	22.5	16.1	-	12.7	-	-	-
					F	-	-	3.9	-	-	-	18.1	45.1	-	-	-	-	-	-	-
				4	M	-	-	1.8	1.3	2.9	20.5	18.4	9.3	5.1	4.3	2.2	4.3	-	-	-
					F	-	13.7	16.5	14.2	10.8	17.8	19.1	13.8	15.2	8.8	4.4	4.1	1.2	-	0.6
5	M			-	6.8	9.1	7.7	6.8	19.1	13.8	15.2	8.8	4.4	4.1	1.2	-	-	-		
	F			-	4.9	12.0	11.5	20.7	13.6	22.7	10.7	-	-	-	-	-	-	-		
T	M			-	10.9	22.7	22.4	13.2	21.5	4.8	4.5	-	-	-	-	-	-	-		
	F			-	9.6	20.4	20.0	14.8	18.8	8.7	5.9	-	-	-	-	-	-	-		
T	M			-	1.2	3.9	3.8	6.5	13.7	17.2	15.5	9.5	6.0	4.9	5.5	2.4	2.0	-		
	F			-	11.4	19.9	19.3	12.2	19.5	6.5	6.1	1.4	0.7	1.6	0.4	0.4	-	-		
T	M			-	7.1	13.2	12.8	9.8	17.1	10.9	10.0	4.8	2.9	3.0	2.5	1.3	1.0	-		
	F			-	-	-	-	-	-	-	-	-	-	-	-	-	-	-		



TAB.C5

SALARIES A TEMPS PLEIN SELON LA  
REMUNERATION MENSUELLE BRUTE (CORRIGEE)  
PAR ACTIVITE, SEXE ET QUALIFICATION

( x )

REMUNERATION MENSUELLE BRUTE CORRIGEE (UNITES MONETAIRES NAT.)														SEXE	QUALIFICATION	NACE	ACTIVITE
3000	3200	3400	3600	3800	4000	4200	4400	4600	4800	5000	5200	>=	EMS.				
3199	3399	3599	3799	3999	4199	4399	4599	4799	4999	5199	5399	5400	T06.				
4.5	6.8	3.9	3.2	3.8	5.8	3.9	4.6	2.9	3.5	1.4	2.1	38.8	100.0	M	1A	61	COMMERCE DE GROS
4.4	6.9	3.9	3.1	3.8	5.7	3.9	4.5	3.0	3.5	1.5	2.2	13.6	100.0	F			
7.8	6.2	6.0	5.7	4.5	4.3	3.6	3.2	2.3	2.1	2.0	1.3	38.2	100.0	M	1B		
2.0	4.0	2.4	3.0	-	-	1.8	-	-	-	-	-	8.4	100.0	M			
7.4	6.1	5.8	5.6	4.3	4.0	3.5	3.1	2.2	2.0	1.9	1.2	0.9	100.0	F	2		
6.0	4.8	3.0	2.5	1.7	1.4	1.0	0.8	0.9	0.6	0.4	0.2	1.7	100.0	M			
0.4	0.9	0.5	0.4	0.2	0.2	-	-	-	-	-	-	-	100.0	F			
5.5	4.4	2.8	2.3	1.5	1.3	1.0	0.8	0.8	0.5	0.4	0.2	1.6	100.0	M	3		
1.6	0.8	0.6	0.4	0.2	0.3	0.1	0.0	0.0	0.1	0.0	0.0	0.1	100.0	M			
0.1	0.4	-	-	-	-	-	-	-	-	-	-	-	100.0	F			
1.4	0.8	0.5	0.3	0.2	0.3	0.1	0.0	0.0	0.1	0.0	0.0	0.1	100.0	M	4		
0.4	0.2	0.2	0.1	0.1	0.1	0.1	0.1	0.0	0.0	0.0	0.0	0.1	100.0	F			
0.3	0.1	0.2	0.1	0.1	0.1	0.1	0.0	0.0	-	0.0	0.0	0.1	100.0	M	5		
0.2	-	0.1	-	-	-	-	-	-	-	-	-	0.1	100.0	F			
0.1	-	0.1	-	-	-	-	-	-	-	-	-	0.1	100.0	T			
2.5	1.9	1.4	1.2	0.9	0.9	0.7	0.6	0.5	0.4	0.3	0.2	2.5	100.0	M	T		
0.1	0.4	0.1	0.1	0.1	0.0	0.1	0.1	0.1	0.1	0.0	-	0.1	100.0	F			
2.2	1.7	1.2	1.0	0.8	0.8	0.6	0.5	0.4	0.4	0.3	0.2	2.1	100.0	M	1A	641/642	
9.6	5.5	3.6	-	-	-	-	7.6	-	-	-	-	26.8	100.0	F			
8.4	4.9	3.1	-	-	-	-	6.7	-	-	-	-	23.5	100.0	M	1B	PR. ALIMENTAIRES, BOISSONS, TABAC	
2.6	-	9.2	5.5	-	-	3.4	3.5	-	3.4	-	-	3.9	100.0	M			
2.3	-	8.1	4.8	-	-	2.9	3.0	-	3.0	-	-	3.5	100.0	F			
4.4	6.4	3.5	1.4	1.8	2.5	2.2	-	-	-	-	-	-	100.0	M	2		
4.2	6.5	3.3	1.3	1.7	2.4	2.1	-	-	-	-	-	-	100.0	F			
0.1	0.5	0.3	0.3	0.4	-	-	-	-	-	-	-	-	100.0	M	3		
0.1	0.4	0.2	0.2	0.3	-	-	-	-	-	-	-	-	100.0	F			
0.2	-	-	-	-	-	-	-	-	-	-	-	-	100.0	M	4		
0.1	-	-	-	-	-	-	-	-	-	-	-	-	100.0	F			
0.1	-	-	-	-	-	-	-	-	-	-	-	-	100.0	M	5		
0.9	1.0	0.9	0.5	0.4	0.4	0.4	0.2	-	0.2	-	-	0.6	100.0	M	T		
0.5	0.6	0.5	0.3	0.2	0.2	0.2	0.1	-	0.1	-	-	0.4	100.0	F			
-	2.7	8.2	4.0	3.6	-	-	-	-	3.6	2.7	15.1	47.0	100.0	M	1A	643	
-	-	16.5	15.7	-	-	-	-	-	-	-	-	-	100.0	F			
-	1.8	6.7	8.1	7.6	-	-	-	2.4	2.4	1.8	17.8	33.1	100.0	M	1B		
-	15.8	16.9	-	-	14.7	-	-	-	-	-	-	-	100.0	F			
-	5.0	6.9	3.9	3.1	6.5	5.3	-	-	-	-	-	-	100.0	M	2		
22.5	-	-	-	-	-	-	-	-	-	-	-	-	100.0	F			
2.3	0.5	-	-	-	0.5	-	-	-	-	-	-	-	100.0	M	3		
-	0.4	-	-	-	0.4	-	0.4	-	-	-	-	-	100.0	F			
-	-	-	-	-	-	-	-	-	-	-	-	-	100.0	M	4		
-	0.3	-	-	-	-	-	-	-	-	-	-	-	100.0	F			
-	-	-	-	-	-	-	-	-	-	-	-	-	100.0	M	5		
-	-	-	-	-	-	-	-	-	-	-	-	-	100.0	F			
3.8	2.0	2.7	0.7	1.4	1.4	0.7	-	-	0.7	0.5	3.2	10.0	100.0	M	T		
0.2	0.2	0.1	0.6	0.4	0.2	0.2	0.1	-	-	-	-	-	100.0	F			
0.8	0.5	0.6	0.6	0.6	0.4	0.3	0.2	0.1	0.1	0.1	0.9	1.8	100.0	M	1A	644	
14.2	-	15.8	11.0	-	-	-	-	-	-	-	-	21.7	100.0	F			
13.1	-	19.2	10.1	-	-	-	-	-	-	-	-	20.0	100.0	M	1B	ART. MEDICAUX, PRODUITS D'ENTRETIEN	
-	-	-	-	-	-	-	-	-	-	-	-	-	100.0	F			
-	-	-	-	-	-	-	-	-	-	-	-	-	100.0	M	2		
6.7	-	-	-	-	-	-	-	-	-	-	-	-	100.0	F			
5.1	-	-	-	-	-	-	-	-	-	-	-	-	100.0	M	3		
2.1	-	-	-	-	-	-	-	-	-	-	-	-	100.0	F			
1.0	-	-	-	-	-	-	-	-	-	-	-	-	100.0	M	4		
-	-	-	-	-	-	-	-	-	-	-	-	-	100.0	F			
-	-	-	-	-	-	-	-	-	-	-	-	-	100.0	M	5		
-	-	-	-	-	-	-	-	-	-	-	-	-	100.0	F			
3.0	-	1.4	0.8	-	-	-	-	-	-	-	-	1.6	100.0	M	T		
1.3	-	0.8	0.3	-	-	-	-	-	-	-	-	0.6	100.0	F			

TAB.C5

FULL-TIME EMPLOYEES ACCORDING TO GROSS MONTHLY PAY (CORRECTED), BY ACTIVITY, SEX AND QUALIFICATION

( % )

ACTIVITY	NACE	QUALIFICATION	SEX	GROSS MONTHLY PAY (CORRECTED)															
				( NAT. CURRENCY - UNITS )															
				< 400	400 - 599	600 - 799	800 - 999	1000 - 1199	1200 - 1399	1400 - 1599	1600 - 1799	1800 - 1999	2000 - 2199	2200 - 2399	2400 - 2599	2600 - 2799	2800 - 2999		
CLOTHING	645	1A	M	-	-	-	-	-	-	-	-	-	3.8	-	1.8	10.6	3.2	2.8	
			F	-	-	-	-	-	-	18.2	-	-	-	-	-	-	-	16.0	
		1B	M	-	-	-	-	2.5	-	3.6	-	1.6	5.3	-	1.6	9.6	4.4	3.3	
			F	-	-	-	-	11.2	7.9	8.8	2.9	12.0	10.6	11.3	8.4	4.5	9.1	-	-
		2	M	-	-	-	-	4.9	2.1	6.8	5.1	12.2	12.5	10.1	7.2	6.7	7.7	-	-
			F	-	-	-	-	-	6.7	16.2	16.9	14.3	10.1	3.6	6.3	6.3	6.4	-	-
		3	M	-	0.4	0.9	1.1	3.3	8.2	18.9	21.7	16.8	12.7	5.1	3.7	2.7	1.3	-	-
	F		-	-	3.0	12.1	13.4	26.2	20.7	10.1	5.3	3.5	2.0	1.5	0.6	0.5	-	-	
	4	M	0.4	0.3	2.0	6.6	8.3	17.2	19.8	15.9	11.0	8.1	3.5	2.6	1.6	0.9	-	-	
		F	0.4	0.6	6.4	7.1	6.6	23.1	22.8	15.2	7.2	3.7	2.7	1.0	0.8	0.8	-	-	
	5	M	0.4	4.1	16.0	22.4	21.6	23.3	6.7	3.1	1.4	0.2	0.4	0.1	-	-	-	-	
		F	0.4	3.2	13.6	18.5	17.8	23.2	10.8	6.2	2.9	1.1	0.8	0.5	0.3	0.2	-	-	
	FOOTWEAR, LEATHER GOODS	646	1A	M	0.1	0.4	2.6	2.9	3.7	11.6	15.9	15.4	11.7	8.2	4.1	3.9	2.7	2.4	
				F	0.4	2.9	12.1	19.0	18.8	23.3	10.3	5.4	3.0	1.4	1.0	0.9	0.5	0.4	-
1B			M	0.3	1.9	8.3	12.5	12.7	18.6	-	-	12.6	9.4	6.5	4.1	2.3	2.1	1.4	1.2
			F	-	-	-	-	-	-	-	-	-	-	-	3.4	3.4	-	10.8	6.0
2			M	-	-	-	-	-	-	-	-	10.6	13.9	3.2	3.2	-	10.2	5.6	-
			F	-	-	-	-	-	-	-	26.2	6.4	64.5	-	10.4	8.2	8.0	4.9	-
3			M	-	-	0.8	-	36.0	-	3.7	14.4	10.8	18.0	13.9	9.4	7.1	6.6	3.3	-
		F	-	-	-	-	-	-	-	-	-	-	-	-	-	-	-	-	
4		M	-	-	0.9	0.7	2.2	3.4	34.2	15.6	10.2	16.9	13.5	9.3	6.6	6.2	3.1	-	
		F	-	2.4	13.4	26.5	13.2	23.1	8.3	3.7	2.4	1.9	5.3	4.9	2.7	5.7	-	-	
5		M	-	1.1	7.1	15.0	8.2	15.7	11.1	11.7	7.0	8.1	3.1	3.1	1.7	3.2	-	-	
		F	1.2	4.3	16.6	13.3	13.1	17.8	13.6	9.3	4.5	3.2	1.6	-	-	-	-	-	
FURN. FABRICS, HOUSEHOLD TEXTILES		647	1A	M	1.2	1.1	4.6	5.3	5.1	8.8	12.0	12.5	10.6	9.8	5.7	4.3	4.0	3.8	
				F	1.0	11.5	26.3	28.6	14.5	10.0	4.2	1.6	0.4	0.4	0.2	0.2	-	-	-
	1B		M	1.1	7.6	18.2	19.9	11.0	9.5	7.1	5.7	4.2	3.9	2.2	1.7	1.6	1.4	-	-
			F	-	-	-	-	-	-	-	-	5.9	4.1	8.4	12.7	4.1	13.7	-	-
	2		M	-	-	3.7	-	4.1	-	3.7	4.0	11.3	13.5	8.7	16.0	5.6	3.6	-	-
			F	-	-	-	-	-	5.4	5.8	13.3	23.8	13.9	13.7	16.2	9.0	7.4	-	-
	3		M	-	0.6	-	0.9	3.1	6.3	9.7	11.8	22.2	12.4	13.5	5.5	8.0	6.6	-	-
		F	-	-	-	10.1	19.3	28.6	18.8	11.1	4.0	-	-	1.7	1.6	1.0	-	-	
	4	M	0.5	1.3	7.7	8.6	7.9	17.9	23.4	18.7	8.2	3.1	1.3	-	0.5	0.6	-	-	
		F	-	4.6	18.6	16.9	28.8	20.3	7.3	1.9	-	-	-	-	-	-	-	-	
	5	M	0.3	2.3	10.9	11.0	14.1	18.6	18.7	13.7	5.9	2.4	0.9	0.3	0.4	0.4	-	-	
		F	-	-	-	-	-	-	-	-	-	-	-	-	-	-	-	-	-
	HOUSEHOLD FITMENTS, APPLIANCES	648/649	1A	M	0.2	0.8	3.6	4.3	4.7	10.4	21.3	19.6	13.0	7.3	3.8	2.3	2.6	1.5	
				F	-	3.6	13.9	14.1	25.3	21.0	11.2	4.3	1.2	1.3	0.9	1.1	-	-	-
1B			M	0.2	1.4	5.8	6.4	9.0	12.6	19.2	16.4	10.5	6.0	3.2	2.1	2.1	1.2	-	-
			F	-	-	-	-	-	-	1.0	3.1	9.9	1.9	2.1	5.0	5.6	2.6	-	-
2			M	-	-	-	-	1.2	4.4	11.6	13.7	4.9	9.7	10.6	8.1	8.8	-	-	-
			F	-	-	9.1	0.8	40.7	5.8	4.3	11.0	12.5	5.1	9.7	10.1	7.8	7.7	-	-
3			M	-	0.4	0.7	0.6	3.0	8.2	10.0	23.2	16.4	9.2	4.5	8.1	1.4	-	-	-
		F	-	6.2	-	6.0	3.1	9.7	19.5	2.1	-	2.2	-	-	-	-	-	-	
4		M	0.4	0.3	1.5	2.5	3.2	7.9	20.7	24.4	21.4	6.8	4.9	3.1	1.9	1.0	-	-	
		F	1.6	3.4	8.8	15.2	10.5	28.5	7.5	7.7	4.0	5.6	2.6	-	-	-	-	-	
5		M	0.6	0.8	2.8	4.8	4.5	11.6	18.3	21.4	18.2	6.6	4.5	3.2	0.8	0.9	-	-	
		F	0.1	1.6	9.8	9.0	7.4	20.9	23.1	14.6	6.7	3.3	1.4	1.0	0.4	0.3	-	-	
T		M	0.6	8.7	27.7	25.2	14.3	15.7	3.0	1.4	1.9	1.5	-	-	-	-	-	-	
		F	0.3	4.3	16.7	15.3	10.0	18.9	15.4	9.5	4.8	2.6	0.9	0.6	0.2	0.2	-	-	

TAB.C5

SALARIES A TEMPS PLEIN SELON LA  
REMUNERATION MENSUELLE BRUTE (CORRIGEE)  
PAR ACTIVITE, SEXE ET QUALIFICATION

( % )

REMUNERATION MENSUELLE BRUTE CORRIGEE (UNITES MONETAIRES NAT.)														SEXE	QUALIFICATION	NACE	ACTIVITE	
3000	3200	3400	3600	3800	4000	4200	4400	4600	4800	5000	5200	>=	EMS.					
3199	3399	3599	3799	3999	4199	4399	4599	4799	4999	5199	5399	5400	TOT.					
3.7	4.7	4.7	3.7	2.8	6.6	2.0	12.1	2.8	-	-	2.9	26.3	100.0	M	1A	645	ARTICLES D HABILLEMENT	
-	-	-	-	-	-	-	-	-	-	-	-	-	100.0	F				
3.3	4.2	4.3	3.3	2.6	6.0	1.8	11.0	2.6	-	1.5	2.6	24.7	100.0	M	1B			
2.7	-	2.9	5.6	2.8	2.5	0.5	1.8	-	-	-	1.6	8.2	100.0	F				
-	-	-	-	-	-	-	-	-	-	-	-	-	100.0	M				
1.9	-	3.0	4.1	2.1	1.8	1.3	1.3	-	-	-	-	1.2	6.0	100.0	F			
5.2	3.8	3.3	2.5	2.5	2.4	1.2	-	1.2	2.1	-	-	10.0	100.0	M	2			
6.3	-	-	-	-	-	-	-	-	-	-	-	-	100.0	F				
5.4	3.3	2.6	2.0	1.9	1.9	1.0	-	1.0	1.6	-	-	7.8	100.0	M	3			
1.7	0.5	0.6	-	-	-	-	-	-	-	-	-	0.4	100.0	F				
0.6	-	-	-	-	-	-	-	-	-	-	-	-	100.0	M				
1.1	0.3	0.3	-	-	-	-	-	-	-	-	-	0.2	100.0	F	4			
0.4	0.6	-	-	-	-	-	-	-	-	-	-	-	100.0	M				
-	-	-	-	-	-	-	-	-	-	-	-	-	100.0	F				
0.1	0.2	0.1	-	-	-	-	-	-	-	-	-	-	100.0	M	5			
-	-	-	-	-	-	-	-	-	-	-	-	-	-	F				
2.0	1.4	1.3	1.0	0.8	1.0	0.4	1.1	0.4	0.5	0.1	0.4	4.1	100.0	M	T			
0.4	-	0.1	-	-	-	-	-	-	-	-	-	0.1	100.0	F				
1.0	0.6	0.5	0.4	0.3	0.4	0.2	0.5	0.2	0.2	0.1	0.1	1.7	100.0	M	1A	646	CHAUSSURES, MAROQUINERIE	
9.0	-	-	17.8	4.9	-	16.6	3.1	-	-	-	-	-	100.0	F				
8.5	3.1	-	16.8	4.6	-	15.6	4.3	-	-	-	-	-	100.0	M	1B			
18.0	7.4	-	-	-	-	-	7.4	-	-	-	-	-	100.0	F				
13.7	5.6	-	-	-	-	-	5.6	-	-	-	-	-	100.0	M	2			
1.6	2.6	0.8	2.2	0.8	1.8	-	-	-	0.8	0.8	-	-	100.0	F				
-	-	-	-	-	-	-	-	-	-	-	-	-	100.0	M				
1.5	2.4	0.7	2.1	0.7	1.7	-	-	-	0.7	0.7	-	-	100.0	F	3			
0.6	0.6	-	-	-	-	-	-	-	-	-	-	-	100.0	M				
-	-	-	-	-	-	-	-	-	-	-	-	-	100.0	F				
0.4	0.4	-	-	-	-	-	-	-	-	-	-	-	100.0	M	4			
-	-	-	-	-	-	-	-	-	-	-	-	1.2	100.0	F				
-	-	-	-	-	-	-	-	-	-	-	-	-	100.0	M				
-	-	-	-	-	-	-	-	-	-	-	-	0.2	100.0	F	5			
-	-	-	-	-	-	-	-	-	-	-	-	-	-	M				
2.4	1.4	0.6	2.1	0.8	0.6	1.3	0.6	-	0.3	0.4	-	0.4	100.0	M	T			
-	-	-	-	-	-	-	-	0.7	-	-	-	-	100.0	F				
0.9	0.6	0.2	0.8	0.3	0.2	0.5	0.3	0.4	0.1	0.1	0.1	0.2	100.0	M	1A	647	TISSUS D AMEUBLEMENT	
-	4.1	8.3	-	4.0	-	5.8	-	-	-	-	-	15.0	100.0	F				
-	5.5	7.6	-	3.6	-	5.3	7.6	60.5	-	-	-	-	100.0	M	1B			
9.1	-	5.3	-	-	-	-	-	-	-	-	-	13.7	100.0	F				
8.3	-	4.8	-	-	-	-	-	-	-	-	-	-	100.0	M	2			
-	-	-	-	-	-	-	-	-	-	-	-	-	100.0	F				
-	-	-	-	-	-	-	-	-	-	-	-	-	100.0	M	3			
-	-	-	-	-	-	-	-	-	-	-	-	-	100.0	F				
-	-	-	-	-	-	-	-	-	-	-	-	-	100.0	M	4			
-	-	-	-	-	-	-	-	-	-	-	-	-	100.0	F				
-	-	-	-	-	-	-	-	-	-	-	-	-	100.0	M	5			
-	-	-	-	-	-	-	-	-	-	-	-	-	100.0	F				
0.6	0.4	0.8	0.3	0.3	-	0.3	-	-	0.5	-	-	1.0	100.0	M	T			
-	-	-	-	-	-	-	-	-	-	-	-	-	100.0	F				
0.6	0.4	0.6	0.3	0.3	-	0.3	1.3	-	-	-	-	-	100.0	M	1A	648/649		EQUIPEMENT DU FOYER
4.2	15.5	6.8	2.0	1.4	6.5	5.3	1.7	-	2.9	-	3.9	15.4	100.0	F				
-	16.9	-	-	-	-	-	-	-	-	-	-	-	100.0	M	1B			
3.9	15.6	6.4	2.4	1.3	6.1	5.5	1.6	-	2.7	-	3.7	14.5	100.0	F				
7.1	4.9	1.8	4.3	1.2	-	0.9	1.6	-	0.8	-	-	1.4	100.0	M	2			
6.3	4.3	1.5	3.8	1.1	-	1.1	1.4	-	0.7	-	-	1.2	100.0	F				
6.8	1.5	0.7	0.5	-	0.6	1.1	1.9	-	-	-	-	0.5	100.0	M	3			
-	-	-	-	-	-	-	-	-	-	-	-	-	100.0	F				
5.9	1.5	0.6	0.4	-	0.5	1.0	1.6	-	-	-	-	0.4	100.0	M	4			
0.4	0.2	0.1	-	-	0.1	-	-	-	-	-	-	-	100.0	F				
-	-	-	-	-	-	-	-	-	-	-	-	-	100.0	M	5			
0.4	0.2	0.1	-	-	0.1	-	-	-	-	-	-	-	100.0	F				
-	-	-	-	-	-	-	-	-	-	-	-	0.1	100.0	M				
-	-	-	-	-	-	-	-	-	-	-	-	-	100.0	F				
-	-	-	-	-	-	-	-	-	-	-	-	-	100.0	M				
1.6	1.2	0.5	0.4	0.2	0.4	0.4	0.4	0.3	0.2	0.0	0.2	0.9	100.0	M	T			
-	0.2	-	-	-	-	0.1	-	-	-	-	-	-	100.0	F				
1.2	1.0	0.4	0.3	0.1	0.3	0.3	0.3	0.2	0.1	0.0	0.1	0.7	100.0	M				



TAB.C5

SALARIES A TEMPS PLEIN SELON LA  
REMUNERATION MENSUELLE BRUTE (CORRIGEE)  
PAR ACTIVITE, SEXE ET QUALIFICATION

( % )

REMUNERATION MENSUELLE BRUTE CORRIGEE														SEXE	QUALIFICATION	MACE	ACTIVITE
(UNITES MONETAIRES NAT.)																	
3000	3200	3400	3600	3800	4000	4200	4400	4600	4800	5000	5200	>=	ENS.				
3199	3399	3599	3799	3999	4199	4399	4599	4799	4999	5199	5399	5400	T06.				
-	-	5.2	5.1	13.8	8.4	-	-	-	5.0	-	-	14.3	100.0	M	1A	653	LIVRES, JOURN., PAPIER, EQ. BUREAU
-	-	7.1	4.9	13.2	8.0	-	-	-	4.7	-	-	13.6	100.0	F	1B		
4.9	5.0	3.7	-	2.9	2.5	2.8	3.5	2.7	-	-	-	-	100.0	M	2		
4.6	4.6	3.4	-	2.7	2.3	2.6	3.3	2.5	-	-	-	-	100.0	F	2		
6.1	4.8	2.5	-	1.5	-	-	-	-	-	-	-	-	100.0	M	3		
5.3	4.2	2.2	-	1.3	-	-	-	-	-	-	-	0.6	100.0	F	3		
0.9	-	-	-	-	-	-	-	-	-	-	-	-	100.0	M	4		
0.6	-	-	-	-	-	-	-	-	-	-	-	0.4	100.0	F	4		
-	-	-	-	-	-	-	-	-	-	-	-	-	100.0	M	5		
-	-	-	-	-	-	-	-	-	-	-	-	-	100.0	F	5		
1.8	1.5	1.0	0.4	1.2	0.7	0.4	0.6	0.4	0.3	-	-	0.9	100.0	M	1A	654/655	AUTRES COMMERCES DE DETAIL
1.1	1.0	0.7	0.3	0.7	0.4	0.3	0.4	0.3	0.3	-	-	0.6	100.0	F	1B		
2.3	4.2	3.8	-	2.3	-	24.0	2.6	-	2.7	-	2.6	29.7	100.0	M	2		
42.0	5.1	3.5	-	2.2	-	22.1	2.4	-	2.5	-	2.4	28.4	100.0	F	2		
5.4	5.3	7.8	-	2.6	-	-	-	-	-	-	-	-	100.0	M	3		
-	5.5	6.6	-	2.2	-	-	-	-	-	-	-	-	100.0	F	3		
5.6	1.4	1.0	1.5	2.0	-	-	-	-	-	-	-	-	100.0	M	4		
-	-	-	-	-	-	-	-	-	-	-	-	-	100.0	F	4		
5.2	1.3	1.0	1.4	1.9	-	-	-	-	-	-	-	-	100.0	M	5		
-	1.5	0.5	0.5	-	-	-	-	-	-	-	-	-	100.0	F	5		
0.3	1.4	0.4	0.4	-	-	-	-	-	-	-	-	0.3	100.0	M	1A	656	PRODUITS DIVERS NON ALIMENT.
0.4	0.4	-	-	-	-	-	-	-	-	-	-	-	100.0	F	1B		
0.4	0.4	-	-	-	-	0.2	-	-	-	-	-	-	100.0	M	2		
-	-	-	-	-	-	-	-	-	-	-	-	-	100.0	F	2		
-	-	-	-	-	-	-	-	-	-	-	-	-	100.0	M	3		
-	-	-	-	-	-	-	-	-	-	-	-	-	100.0	F	3		
1.1	1.4	0.9	0.5	0.5	0.2	1.3	0.2	0.1	0.3	-	0.2	1.7	100.0	M	4		
0.8	0.8	-	-	-	-	-	-	-	-	-	-	0.3	100.0	F	4		
1.0	1.2	0.7	0.4	0.4	0.1	1.0	0.2	0.1	0.2	-	0.2	1.3	100.0	M	5		
-	-	-	-	-	-	-	16.7	-	-	-	-	39.7	100.0	F	5		
-	-	-	-	-	-	-	-	16.7	-	-	-	39.7	100.0	M	1A	654/655- 656	COMMERCE DE DETAIL
5.3	9.2	4.3	4.1	4.0	2.8	4.7	1.2	2.4	1.4	-	1.8	14.8	100.0	F	1B		
4.8	8.4	3.9	3.7	4.2	2.6	4.3	1.1	2.2	1.3	-	1.6	13.5	100.0	M	2		
3.4	1.3	1.9	1.1	2.1	-	0.6	-	-	-	-	-	0.8	100.0	F	2		
2.9	3.0	-	4.5	-	-	-	-	-	-	-	-	-	100.0	M	3		
0.5	1.8	1.4	2.0	1.6	-	0.5	-	-	-	-	-	0.6	100.0	F	3		
0.3	-	-	-	-	-	-	-	-	-	-	-	-	100.0	M	4		
-	-	-	-	-	-	-	-	-	-	-	-	-	100.0	F	4		
-	-	-	-	-	-	-	-	-	-	-	-	-	100.0	M	5		
-	-	-	-	-	-	-	-	-	-	-	-	-	100.0	F	5		
1.2	1.4	0.9	0.6	0.8	0.5	0.7	0.2	0.3	0.2	-	0.2	2.2	100.0	M	1A	654/655- 656	COMMERCE DE DETAIL
0.7	0.9	0.5	0.5	0.5	0.3	0.4	0.1	0.2	0.1	-	0.1	0.1	100.0	F	1B		
4.8	7.1	5.7	3.2	2.3	4.8	5.3	5.8	1.7	2.1	0.7	2.7	22.7	100.0	M	2		
2.4	5.3	2.6	5.1	3.4	-	-	4.1	-	-	-	9.3	4.6	100.0	F	2		
4.6	6.9	5.4	3.4	2.4	4.3	4.9	5.7	1.6	1.9	0.8	3.3	20.9	100.0	M	3		
5.1	5.8	4.5	3.9	2.8	1.9	2.8	1.8	1.7	1.3	0.2	0.8	7.9	100.0	F	3		
-	1.0	0.7	2.2	-	1.9	-	-	-	-	-	-	-	100.0	M	4		
4.4	5.0	4.0	3.4	2.7	1.7	2.7	1.6	1.5	1.1	0.2	0.8	6.8	100.0	F	4		
4.9	3.3	2.2	1.3	1.6	1.4	1.2	0.4	0.2	0.4	0.1	0.1	1.8	100.0	M	5		
1.5	1.8	-	1.4	-	0.2	-	-	-	-	-	-	-	100.0	F	5		
4.1	3.0	1.7	1.3	1.2	1.1	0.9	0.4	0.2	0.3	0.1	0.1	1.4	100.0	M	1A	654/655- 656	COMMERCE DE DETAIL
0.5	0.4	0.2	0.1	0.2	0.0	-	-	-	0.0	-	-	0.1	100.0	F	1B		
0.2	0.1	-	-	-	-	-	-	-	-	-	-	-	100.0	M	2		
0.4	0.3	0.2	0.1	0.1	0.0	-	-	0.1	0.0	-	-	0.1	100.0	F	2		
0.1	0.1	0.1	-	0.0	-	-	-	-	0.0	-	-	0.1	100.0	M	3		
0.0	-	-	-	-	-	0.0	-	-	-	-	-	0.0	100.0	F	3		
0.1	0.1	0.0	0.0	0.0	-	0.0	-	-	0.0	-	-	0.0	100.0	M	4		
-	-	-	-	-	-	-	-	-	-	-	-	-	100.0	F	4		
-	-	-	-	-	-	-	-	-	-	-	-	-	100.0	M	5		
-	-	-	-	-	-	-	-	-	-	-	-	-	100.0	F	5		
1.3	1.2	0.9	0.6	0.5	0.5	0.5	0.4	0.2	0.2	0.1	0.2	1.6	100.0	M	1A	654/655- 656	COMMERCE DE DETAIL
0.1	0.1	0.0	0.1	0.0	0.0	0.1	0.0	0.0	0.0	-	0.0	0.1	100.0	F	1B		
0.8	0.7	0.5	0.4	0.3	0.3	0.3	0.2	0.1	0.1	0.0	0.1	0.9	100.0	M	2		

TAB.C6

FULL-TIME EMPLOYEES ACCORDING TO GROSS ANNUAL PAY, BY ACTIVITY, SEX AND QUALIFICATION

( % )

ACTIVITY	NACE	QUALIFICATION	SEX	GROSS ANNUAL PAY (NAT. CURRENCY - THOUSANDS OF UNITS)															
				< 4.8	>=4.8 <7.2	>=7.2 <9.6	>=9.6 <12.0	>=12.0 <14.4	>=14.4 <16.8	>=16.8 <19.2	>=19.2 <21.6	>=21.6 <24.0	>=24.0 <26.4	>=26.4 <28.8	>=28.8 <31.2	>=31.2 <33.6	>=33.6 <36.0		
				4.8	7.2	9.6	12.0	14.4	16.8	19.2	21.6	24.0	26.4	28.8	31.2	33.6	36.0		
AGRIC. PRIMARY PROD., LIVE-STOCK, TEXT.	611	1A	M	-	-	-	-	-	-	3.3	3.9	-	-	2.8	1.4	-	5.2		
			F	-	-	-	-	-	-	-	-	-	-	-	-	-	-	-	
		1B	M	-	-	-	-	-	-	-	3.3	3.8	-	-	2.8	1.4	-	5.2	
			F	-	-	-	-	-	-	-	2.5	4.5	3.6	6.8	4.8	7.1	8.8	-	2.8
		2	M	-	-	-	-	0.7	-	-	-	2.8	5.2	3.8	6.9	5.0	7.3	8.6	2.8
			F	-	-	-	9.6	16.5	9.4	12.8	4.8	5.8	9.2	12.5	13.7	12.0	-	9.5	8.5
	3	M	-	-	0.2	0.4	1.0	3.6	5.1	6.3	8.5	11.9	13.1	11.7	9.5	8.1	-	-	
		F	-	9.1	33.0	9.9	19.9	9.5	11.2	2.2	2.1	-	-	-	-	-	-	-	
	4	M	-	0.2	0.7	2.5	3.6	4.6	32.3	29.7	13.8	6.1	3.1	2.1	0.3	0.3	-	-	
		F	6.1	15.8	26.3	22.7	14.7	7.0	3.1	2.2	1.7	-	-	-	-	-	-	-	
	5	M	-	0.9	2.5	5.3	5.8	5.8	29.3	26.6	12.4	5.6	2.7	1.9	0.2	0.3	-	-	
		F	-	-	-	4.6	3.2	14.3	30.2	28.1	10.2	4.4	1.6	-	-	-	-	-	
T	M	-	0.9	4.2	9.2	7.6	17.3	24.7	22.8	8.2	3.5	1.2	-	-	-	-	-		
	F	0.2	0.5	1.3	2.1	4.3	19.9	21.0	13.6	8.7	6.0	4.7	3.1	2.3	-	-	-		
FUELS, ORES, INDUSTRIAL CHEMICALS	612	1A	M	0.5	1.6	3.8	3.8	5.6	18.7	19.6	12.5	8.0	5.5	4.3	2.9	1.0	5.2		
			F	-	-	-	-	-	-	-	-	-	-	-	-	-	-	1.0	
		1B	M	-	-	-	-	0.4	0.7	0.9	3.5	2.0	1.3	4.4	3.5	4.7	-	-	
			F	-	-	-	-	-	-	-	-	-	-	-	-	-	-	-	10.9
		2	M	-	-	-	-	0.4	0.7	0.9	3.6	2.4	1.9	4.3	3.8	4.7	-	-	
			F	-	-	-	-	0.5	1.1	4.1	7.5	7.2	9.6	8.8	10.2	11.6	-	-	
	3	M	-	-	-	4.3	6.4	7.4	17.6	11.3	10.3	9.2	16.7	2.3	3.7	-	-		
		F	-	-	-	0.4	1.0	1.7	5.3	7.9	7.5	9.5	9.6	9.5	10.9	-	-		
	4	M	0.2	-	1.0	1.3	3.1	7.3	16.8	15.6	12.3	11.3	9.0	6.3	5.5	-	-		
		F	-	1.6	6.8	15.1	10.6	15.1	15.7	12.3	7.3	5.8	7.7	1.0	-	-	-		
	5	M	0.2	0.3	2.0	3.7	4.4	8.6	16.6	15.1	11.4	10.3	8.8	5.4	4.6	-	-		
		F	-	1.3	2.3	4.5	7.6	17.7	19.6	20.3	12.6	7.6	3.5	1.2	1.1	-	-		
T	M	0.8	11.6	20.5	26.2	20.6	9.7	4.9	1.4	0.9	2.7	-	-	-	-	-			
	F	0.2	3.4	6.1	9.0	10.3	16.0	16.5	16.4	10.2	6.6	2.7	0.9	1.0	-	-			
TIMBER, BUILDING MATERIALS	613	1A	M	-	-	-	-	-	-	-	-	-	-	-	-	-	-		
			F	-	-	-	-	-	-	-	-	-	-	-	-	-	-		
		1B	M	-	-	-	-	-	-	-	-	1.1	2.1	2.2	1.9	1.3	-	-	
			F	-	-	-	-	-	-	-	-	1.1	2.1	2.2	2.8	1.9	1.3	-	
		2	M	-	-	-	-	-	-	-	-	0.8	2.5	5.5	9.4	10.2	7.4	-	
			F	-	-	10.0	-	0.7	0.7	2.6	6.4	5.7	9.2	10.3	8.5	6.8	-	-	
	3	M	-	-	0.5	0.6	1.5	2.5	7.0	8.8	14.2	13.6	15.4	13.5	6.9	-	-		
		F	-	-	9.4	-	6.6	15.4	23.7	12.6	10.5	6.7	6.5	-	-	-	-		
	4	M	-	0.5	0.9	0.6	1.7	3.2	7.8	9.0	13.7	13.5	15.0	13.2	6.6	-	-		
		F	-	7.5	13.9	19.9	19.4	14.6	5.6	5.3	-	-	-	-	-	-	-		
	5	M	0.2	1.2	1.9	2.8	4.6	18.7	17.3	17.7	12.3	9.6	4.9	4.8	1.5	-	-		
		F	1.0	1.3	2.3	3.1	14.1	28.1	23.8	13.1	7.5	2.5	1.8	0.7	0.2	-	-		
T	M	5.3	20.5	19.9	20.2	21.2	6.8	2.5	2.5	-	-	-	-	-	-	-			
	F	1.5	3.2	4.0	4.7	14.8	26.1	21.7	12.1	6.8	2.3	1.7	0.6	0.2	-	-			
MACHINERY, EQUIPMENTS, VEHICLES	614	1A	M	-	-	-	-	-	-	-	-	-	-	-	-	-	-		
			F	-	-	-	-	-	-	-	-	-	-	-	-	-	-		
		1B	M	-	-	-	0.3	0.4	0.3	3.6	7.1	4.8	6.1	4.8	5.8	-	-		
			F	-	-	-	-	11.2	-	12.5	-	12.3	-	18.2	-	11.6	-	-	
		2	M	-	-	0.2	0.3	0.9	0.4	3.9	6.8	5.1	6.1	5.3	5.8	7.2	-	-	
			F	-	-	0.3	-	0.7	2.1	4.4	7.2	11.7	10.6	11.3	11.7	9.6	-	-	
	3	M	-	-	3.5	4.8	8.0	9.4	22.2	17.7	6.6	8.9	9.5	6.5	-	-			
		F	-	-	0.6	0.5	1.3	2.7	5.9	8.1	11.3	10.5	11.1	11.3	8.8	-	-		
	4	M	-	0.7	0.8	1.3	3.6	10.0	19.9	20.4	15.5	9.9	7.1	4.4	2.1	-	-		
		F	-	2.1	7.6	14.1	19.5	23.7	10.8	6.1	7.8	4.6	0.7	2.4	-	-			
	5	M	0.1	0.9	1.4	2.5	5.1	11.2	19.1	19.1	14.8	9.4	6.5	4.2	1.9	-	-		
		F	0.2	2.3	4.9	5.2	13.4	25.3	20.1	12.8	6.6	4.4	2.0	0.8	1.3	-	-		
T	M	1.5	12.1	21.2	16.8	22.3	13.1	11.1	1.5	-	-	-	-	-	-	-			
	F	0.4	4.0	7.7	7.2	14.9	23.2	18.5	10.8	5.5	3.7	1.7	0.6	1.1	-	-			

SALARIES A TEMPS PLEIN SELON LA  
REMUNERATION ANNUELLE BRUTE  
PAR ACTIVITE, SEXE ET QUALIFICATION

( % )

REMUNERATION ANNUELLE BRUTE (MILLIERS D UNITES MONETAIRES NAT.)														SEXE	QUALIFICATION	NACE	ACTIVITE	
>=36,0 <38,4	>=38,4 <40,8	>=40,8 <43,2	>=43,2 <45,6	>=45,6 <48,0	>=48,0 <50,4	>=50,4 <52,8	>=52,8 <55,2	>=55,2 <57,6	>=57,6 <60,0	>=60,0 <62,4	>=62,4 <64,8	>=64,8	ENS. TOG.					
2.6	5.3	8.9	5.8	3.1	3.8	3.3	5.8	2.5	2.0	1.7	2.0	35.4	100.0	M	1A	611	MAT. PREM. AGR., ANIMAUX, TEXTILES	
2.6	5.3	8.9	5.8	3.1	3.8	3.3	5.8	2.5	2.0	1.7	2.0	35.5	100.0	F				
7.3	6.6	6.8	5.9	6.1	0.9	2.0	1.9	2.2	2.3	2.2	0.6	13.3	100.0	T	1B			
7.2	6.4	6.6	5.7	5.9	0.9	1.9	1.8	2.2	2.2	2.1	0.6	12.9	100.0	M		2		
4.5	5.2	1.8	1.7	1.5	0.7	0.4	1.0	0.9	0.7	-	-	1.7	100.0	F				
4.3	4.9	1.7	1.6	1.5	0.7	0.4	1.0	0.9	0.7	-	-	1.9	100.0	T		3		
1.7	0.4	0.2	0.3	-	0.4	-	-	-	-	-	-	-	100.0	M				
1.5	0.3	0.2	0.3	-	0.3	-	-	-	-	-	-	-	100.0	F		4		
0.3	-	-	-	-	-	-	-	-	-	-	-	-	100.0	T				
0.3	-	-	-	-	-	-	-	-	-	-	-	-	100.0	M		5		
-	-	-	-	-	-	-	-	-	-	-	-	-	100.0	F				
1.9	1.5	1.2	1.0	1.0	0.4	0.4	0.5	0.4	0.4	0.2	0.2	2.9	100.0	T				
-	-	-	-	-	-	-	-	-	-	-	-	0.4	100.0	M				
1.7	1.4	1.1	0.9	0.9	0.4	0.4	0.5	0.4	0.4	0.2	0.2	2.6	100.0	F				
1.7	1.0	2.7	3.8	3.2	3.4	4.2	-	2.6	-	1.8	1.2	60.2	100.0	T	1A	612		COMBUSTIBLES, MINERAIS, PR. CHIMIQUES
1.7	1.0	2.7	3.8	3.2	3.3	4.2	-	2.6	-	1.8	1.2	59.9	100.0	M				
6.3	5.9	10.7	6.3	4.3	7.0	3.6	3.5	0.9	3.3	4.7	2.9	19.2	100.0	F	1B			
6.0	5.9	10.3	6.0	4.1	7.0	3.7	3.4	0.8	3.2	4.5	2.8	18.5	100.0	T		2		
8.9	6.9	6.7	4.3	1.7	1.5	1.9	0.7	1.0	0.7	1.0	0.2	3.5	100.0	M				
2.3	-	-	-	-	-	-	-	-	-	-	-	-	100.0	F				
8.3	6.4	6.6	3.9	1.7	1.4	1.7	0.6	0.9	0.7	0.9	0.2	3.2	100.0	T		3		
4.2	2.5	1.5	0.6	0.3	0.3	0.4	-	-	-	-	-	-	100.0	M				
3.4	2.2	1.2	0.5	0.3	0.2	0.3	-	-	-	-	-	-	100.0	F		4		
0.2	0.2	0.2	-	-	-	-	-	-	-	-	-	-	100.0	T				
0.2	0.2	0.2	-	-	-	-	-	-	-	-	-	-	100.0	M		5		
-	-	-	-	-	-	-	-	-	-	-	-	-	100.0	F				
4.0	3.1	3.4	2.1	1.2	1.5	1.2	0.6	0.5	0.9	0.9	0.5	5.9	100.0	T				
0.3	0.5	-	-	-	-	-	-	-	-	-	-	-	100.0	M				
3.5	2.7	3.1	1.8	1.0	1.3	1.0	0.6	0.4	0.7	0.8	0.4	5.1	100.0	F	1A	613	BOIS, MATERIAUX DE CONSTR.	
4.8	6.7	4.0	2.4	2.0	4.5	5.8	11.1	5.7	0.8	1.9	1.2	31.0	100.0	T				
4.7	7.2	4.0	2.4	1.9	4.5	5.8	10.9	5.6	1.5	1.8	1.2	30.7	100.0	M	1B			
10.3	7.1	4.3	6.1	4.9	4.3	-	0.8	1.8	-	0.8	1.0	7.6	100.0	F				
-	-	13.5	-	-	-	-	-	-	-	-	-	-	100.0	T		2		
10.0	7.0	5.0	5.7	4.6	4.0	-	0.8	1.7	-	0.8	0.9	7.5	100.0	M				
5.1	4.9	1.6	1.8	0.6	0.8	-	0.3	-	-	-	-	-	100.0	F				
4.8	4.7	1.5	1.7	0.6	0.9	-	0.3	-	-	-	-	-	100.0	T		3		
2.1	0.4	-	-	-	0.2	-	-	-	-	-	-	-	100.0	M				
1.9	0.4	-	-	-	0.1	-	-	-	-	-	-	-	100.0	F		4		
-	0.1	0.1	0.2	-	-	-	-	-	-	-	-	-	100.0	T				
-	0.1	0.1	0.2	-	-	-	-	-	-	-	-	-	100.0	M		5		
-	-	-	-	-	-	-	-	-	-	-	-	-	100.0	F				
2.2	1.6	0.7	0.8	0.5	0.6	0.3	0.6	0.4	0.1	0.1	0.1	1.8	100.0	T				
-	0.8	0.7	-	-	-	-	-	-	-	-	-	-	100.0	M				
2.1	1.6	0.7	0.7	0.5	0.6	0.3	0.6	0.3	0.1	0.1	0.1	1.7	100.0	F	1A	614	MACHINES, VEHICULES	
-	6.0	5.5	2.6	4.4	3.3	6.1	2.3	5.2	2.8	4.0	1.6	39.6	100.0	T				
-	5.7	5.2	3.2	4.2	3.1	5.8	2.8	4.9	2.7	3.8	2.1	38.3	100.0	M	1B			
8.1	5.5	5.7	6.2	6.8	5.6	4.0	3.7	3.6	1.8	1.7	1.1	5.7	100.0	F				
-	-	6.9	-	-	-	-	-	-	-	-	-	-	100.0	T		2		
8.1	5.3	5.5	6.2	6.8	5.4	3.8	3.6	3.7	1.7	1.7	1.0	5.5	100.0	M				
8.8	5.9	3.4	3.1	2.7	1.0	0.9	1.7	1.0	0.5	0.4	0.0	1.0	100.0	F				
8.2	5.5	3.1	2.8	2.4	1.0	0.9	1.5	0.9	0.4	0.4	0.0	0.9	100.0	T		3		
1.8	1.0	0.7	0.2	0.3	-	-	-	-	-	-	-	-	100.0	M				
1.6	0.9	0.7	0.2	0.3	-	-	-	-	-	-	-	-	100.0	F		4		
0.2	-	-	-	0.2	-	-	-	-	-	-	-	-	100.0	T				
0.1	-	-	-	0.2	-	-	-	-	-	-	-	-	100.0	M		5		
-	-	-	-	-	-	-	-	-	-	-	-	-	100.0	F				
3.3	2.3	1.7	1.3	1.5	0.9	0.8	0.8	0.7	0.4	0.4	0.2	2.0	100.0	T				
0.4	-	-	0.4	-	-	-	-	-	-	-	-	0.3	100.0	M				
3.0	2.1	1.5	1.3	1.3	0.8	0.7	0.7	0.7	0.3	0.4	0.2	1.8	100.0	F				

TAB.C6

FULL-TIME EMPLOYEES ACCORDING TO GROSS ANNUAL PAY, BY ACTIVITY, SEX AND QUALIFICATION

( % )

ACTIVITY	NACE	QUALIFICATION	SEX	GROSS ANNUAL PAY (NAT. CURRENCY - THOUSANDS OF UNITS)													
				< 4,8	>=4,8 <7,2	>=7,2 <9,6	>=9,6 <12,0	>=12,0 <14,4	>=14,4 <16,8	>=16,8 <19,2	>=19,2 <21,6	>=21,6 <24,0	>=24,0 <26,4	>=26,4 <28,8	>=28,8 <31,2	>=31,2 <33,6	>=33,6 <36,0
FURNITURE, HSEHD. GOODS, HARDWARE	615	1A	M	-	-	-	-	-	-	1.3	-	2.1	-	2.2	2.0	4.2	
			F	-	-	-	-	-	-	-	-	-	-	-	-	-	-
		1B	M	-	-	-	-	0.5	1.0	1.6	2.2	3.6	6.2	6.7	8.6	9.4	4.3
			F	-	-	-	-	-	-	-	-	-	-	-	-	-	-
		2	M	-	-	0.2	0.8	0.3	0.5	4.0	9.7	14.6	14.4	11.5	12.5	8.3	6.4
			F	-	-	3.8	17.0	9.3	17.9	13.7	28.5	5.1	1.2	2.7	-	-	-
		3	M	-	-	0.2	0.7	1.6	6.8	13.4	22.6	22.1	13.8	7.0	4.8	2.7	2.2
			F	-	-	7.2	8.9	18.4	25.6	14.3	15.0	5.5	1.8	2.2	-	-	-
		4	M	-	0.2	2.1	4.3	3.3	8.7	13.5	21.8	20.5	12.6	6.5	4.3	2.5	2.0
			F	-	2.9	14.5	21.5	22.8	24.4	8.0	4.3	0.9	-	-	-	-	-
		5	M	-	0.7	4.6	7.8	9.7	20.3	25.0	16.7	6.7	3.2	1.8	0.3	0.9	0.6
			F	-	0.9	6.9	6.8	5.8	21.9	33.1	18.5	5.5	-	-	-	-	-
T	M	-	1.4	8.5	6.9	6.0	21.5	31.6	17.7	5.2	-	-	-	-	-		
	F	-	0.1	1.0	1.9	2.7	8.9	15.3	16.6	13.8	8.6	6.0	5.1	3.8	2.8		
TEXTILES, CLOTHING, FOOTWEAR, LEATHERWARE	616	1A	M	0.4	1.8	10.5	16.4	18.6	22.9	10.6	11.5	3.2	0.9	1.6	0.7	0.3	
			F	0.0	0.3	2.2	3.7	4.6	10.6	14.7	16.0	12.5	8.5	5.5	4.5	3.5	2.5
		1B	M	-	-	-	-	-	-	-	-	4.1	5.2	-	6.5	2.0	1.3
			F	-	-	-	-	-	-	-	-	-	-	-	-	-	-
		2	M	-	-	-	1.8	1.9	-	-	35.7	2.8	4.0	5.1	6.4	2.0	1.3
			F	-	-	-	0.5	1.8	0.3	1.8	4.0	5.4	11.0	6.5	7.0	3.7	4.6
		3	M	-	-	-	0.4	2.2	5.9	11.4	17.8	22.1	15.2	12.8	12.3	3.8	4.3
			F	-	-	0.3	0.4	0.7	2.6	4.2	7.0	10.4	11.5	13.0	8.9	8.0	8.0
		4	M	-	1.2	4.7	9.4	19.9	22.9	16.2	10.1	5.9	1.4	6.1	5.4	1.8	7.3
			F	-	0.3	1.2	1.8	5.5	9.1	12.3	16.4	19.0	12.6	8.0	4.5	3.2	2.1
		5	M	-	0.9	6.4	10.2	10.8	21.0	20.6	16.4	10.1	2.8	0.5	-	-	-
			F	-	2.5	15.6	22.2	20.6	26.7	8.0	3.3	0.8	-	-	-	-	-
T	M	-	3.7	5.0	10.2	11.0	24.8	29.7	9.2	4.5	1.0	-	-	-	-		
	F	-	20.1	14.4	24.4	14.8	22.4	3.9	-	-	-	-	-	-	-		
FOOD, DRINK, TOBACCO	617	1A	M	0.1	0.8	2.9	4.9	6.0	11.6	12.9	12.0	3.6	0.8	6.1	5.0	3.4	
			F	-	-	-	-	-	-	-	-	-	-	-	-	-	-
		1B	M	-	-	-	-	2.0	3.7	4.4	-	2.3	0.7	2.7	3.4	9.3	2.8
			F	-	-	-	-	-	21.5	-	-	8.1	7.7	8.1	8.3	5.8	7.1
		2	M	-	-	-	0.4	1.0	0.8	4.4	9.4	11.7	13.1	13.9	12.9	9.3	10.3
			F	-	-	1.3	7.8	-	26.1	16.6	9.1	-	11.1	24.6	-	-	-
		3	M	-	0.1	0.8	1.1	2.0	4.5	9.4	11.2	13.0	14.4	12.3	8.9	9.8	
			F	-	0.4	0.9	2.3	9.1	16.3	21.3	24.2	10.6	6.2	4.5	1.5	1.1	
		4	M	-	0.2	1.6	2.9	5.1	10.5	15.5	19.3	21.9	9.6	5.5	4.1	1.4	1.0
			F	-	1.1	2.4	4.1	6.9	19.8	28.0	22.0	7.6	4.3	1.6	1.1	0.6	0.3
		5	M	0.7	4.1	23.5	19.4	19.4	21.9	8.9	0.9	0.6	-	-	-	-	-
			F	0.1	1.7	6.4	6.9	9.3	20.2	24.4	18.0	6.3	3.6	1.3	0.9	0.5	0.3
T	M	-	0.5	4.2	11.9	10.2	26.4	28.6	11.2	4.0	1.0	2.0	-	-	-		
	F	-	27.1	16.4	27.0	25.9	-	-	-	-	-	-	-	-	-		
TOBACCO PRODUCTS	617.6	1A	M	0.6	2.6	18.1	17.2	19.9	21.5	9.2	3.2	2.6	1.4	2.1	0.5	0.6	
			F	0.1	0.8	3.6	4.9	6.4	13.8	17.2	15.0	11.2	6.4	4.8	3.7	2.5	2.2
		1B	M	-	-	-	-	-	-	-	-	-	-	-	-	-	-
			F	-	-	-	-	-	-	-	-	-	-	-	-	-	-
		2	M	-	-	-	-	-	-	-	-	-	-	-	-	-	-
			F	-	-	-	-	-	-	-	-	-	-	-	-	-	-
		3	M	-	-	-	-	-	-	-	-	-	-	-	-	-	-
			F	-	-	-	-	-	-	-	-	-	-	-	-	-	-
		4	M	-	-	-	-	-	-	-	-	-	-	-	-	-	-
			F	-	-	-	-	-	-	-	-	-	-	-	-	-	-
		5	M	-	-	-	-	-	-	-	-	-	-	-	-	-	-
			F	-	-	-	-	-	-	-	-	-	-	-	-	-	-
T	M	-	-	-	-	-	-	-	-	-	-	-	-	-	-		
	F	-	-	-	-	-	-	-	-	-	-	-	-	-	-		



TAB.C6

SALARIES A TEMPS PLEIN SELON LA  
REMUNERATION ANNUELLE BRUTE  
PAR ACTIVITE, SEXE ET QUALIFICATION

( % )

REMUNERATION ANNUELLE BRUTE (MILLIERS D UNITES MONETAIRES NAT.)														SEXE	QUALIFICATION	NACE	ACTIVITE
>=36,0 <38,4	>=38,4 <40,8	>=40,8 <43,2	>=43,2 <45,6	>=45,6 <48,0	>=48,0 <50,4	>=50,4 <52,8	>=52,8 <55,2	>=55,2 <57,6	>=57,6 <60,0	>=60,0 <62,4	>=62,4 <64,8	>=64,8	ENS. TOG.				
1.4	6.3	4.7	2.8	5.3	6.3	6.0	1.5	2.3	3.6	5.6	2.9	38.7	100.0	M	1A 615	MEUBLES, ART. MENAGERS QUINCAILLERIE	
2.3	6.2	4.7	2.8	5.2	6.2	5.9	1.4	2.2	3.5	5.5	2.8	38.8	100.0	F			
6.8	5.4	8.1	6.1	2.4	4.0	7.1	3.0	2.2	4.6	0.4	0.6	5.2	100.0	T			
6.6	5.1	7.8	5.8	2.3	3.8	6.8	2.9	2.1	4.4	0.4	0.6	5.0	100.0	F			
5.1	3.4	1.9	1.8	1.5	0.5	0.5	0.7	-	0.2	-	-	0.7	100.0	T			
4.5	3.1	1.7	1.6	1.3	0.4	0.4	0.7	-	0.2	-	-	0.7	100.0	F			
0.8	0.6	0.4	0.1	-	-	-	-	-	-	-	-	-	100.0	T			
0.7	0.5	0.3	0.1	-	-	-	-	-	-	-	-	-	100.0	F			
0.4	0.5	0.7	0.2	0.3	-	-	-	-	-	-	-	-	100.0	T			
0.3	0.4	0.6	0.1	0.3	-	-	-	-	-	-	-	-	100.0	F			
-	-	-	-	-	-	-	-	-	-	-	-	-	100.0	T			
-	-	-	-	-	-	-	-	-	-	-	-	-	100.0	F			
2.1	1.7	1.6	1.1	0.8	0.6	0.9	0.5	0.3	0.6	0.2	0.2	1.9	100.0	T			
1.8	1.5	1.4	0.9	0.7	0.6	0.8	0.4	0.3	0.5	0.2	0.2	1.7	100.0	F			
5.2	2.6	1.5	6.7	1.7	-	6.4	4.4	1.7	-	1.3	1.1	46.0	100.0	T			
-	-	-	-	-	-	-	-	-	-	-	-	-	100.0	F			
5.1	2.5	1.4	6.6	1.7	-	6.4	4.4	2.2	-	1.3	1.1	46.2	100.0	T			
6.2	6.6	5.2	6.0	4.1	7.4	3.3	4.5	2.7	1.0	1.6	1.8	8.1	100.0	F			
7.3	6.2	5.0	5.9	3.7	6.6	2.9	4.0	2.5	0.9	1.4	1.6	7.3	100.0	T			
7.1	5.4	1.6	3.7	1.3	1.4	0.5	0.4	-	-	-	-	1.0	100.0	F			
-	-	-	-	-	-	-	-	-	-	-	-	-	100.0	T			
6.7	4.9	1.5	3.4	1.2	1.5	0.5	0.3	-	-	-	-	0.9	100.0	F			
1.7	1.3	0.5	0.7	0.4	0.2	0.3	-	-	-	0.2	-	-	100.0	T			
-	-	-	-	-	-	-	-	-	-	-	-	-	100.0	F			
1.4	1.0	0.4	0.5	0.3	0.2	0.3	-	-	-	0.2	-	-	100.0	T			
-	-	-	-	-	-	-	-	-	-	-	-	-	100.0	F			
-	-	-	-	-	-	-	-	-	-	-	-	-	100.0	T			
-	-	-	-	-	-	-	-	-	-	-	-	-	100.0	F			
-	-	-	-	-	-	-	-	-	-	-	-	-	100.0	T			
3.2	2.4	1.2	2.1	1.0	1.2	1.0	0.9	0.5	0.2	0.4	0.3	3.9	100.0	F			
-	-	-	0.3	-	-	-	-	-	-	-	-	0.3	100.0	T			
2.5	1.9	1.0	1.7	0.8	1.0	0.8	0.7	0.4	0.1	0.3	0.2	3.2	100.0	F			
4.4	12.5	5.5	3.4	6.7	4.5	6.5	3.4	1.3	-	-	2.1	27.8	100.0	T			
-	-	-	-	-	-	-	-	-	-	-	-	-	100.0	F			
5.0	12.3	5.4	3.3	6.6	4.5	6.4	3.3	1.2	-	-	2.0	27.4	100.0	T			
11.2	8.5	4.5	5.9	1.0	1.6	3.7	0.8	1.3	1.1	1.0	-	3.0	100.0	F			
-	-	-	-	-	-	-	-	-	-	-	-	-	100.0	T			
10.8	8.2	4.3	5.7	0.9	1.6	3.6	0.8	1.3	1.0	0.9	-	2.9	100.0	F			
3.5	1.5	2.2	1.7	0.5	1.0	0.3	-	-	0.4	0.7	0.3	0.3	100.0	T			
-	-	-	-	-	-	-	-	-	-	-	-	-	100.0	F			
3.3	1.4	2.1	1.6	0.5	1.0	0.3	-	-	0.4	0.6	0.3	0.3	100.0	T			
0.4	-	0.3	0.5	0.0	0.2	-	-	-	-	-	-	-	100.0	F			
-	-	-	-	-	-	-	-	-	-	-	-	-	100.0	T			
0.4	-	0.2	0.4	0.0	0.1	-	-	-	-	-	-	0.1	100.0	F			
-	-	0.1	-	-	-	-	-	-	-	-	-	-	100.0	T			
-	-	-	-	-	-	-	-	-	-	-	-	-	100.0	F			
-	-	0.1	-	-	-	-	-	-	-	-	-	-	100.0	T			
-	-	-	-	-	-	-	-	-	-	-	-	-	100.0	F			
-	-	-	-	-	-	-	-	-	-	-	-	-	100.0	T			
-	-	-	-	-	-	-	-	-	-	-	-	-	100.0	F			
1.6	1.4	1.0	0.9	0.4	0.5	0.6	0.2	0.2	0.1	0.2	0.1	1.4	100.0	T			
-	-	-	-	-	-	-	-	-	-	-	-	-	100.0	F			
1.4	1.2	0.8	0.8	0.4	0.4	0.5	0.2	0.1	0.1	0.2	0.1	1.3	100.0	T			
-	-	-	-	-	-	-	-	-	-	-	-	-	100.0	F			
-	-	-	-	-	-	-	-	-	-	-	-	-	100.0	T			
-	-	-	-	-	-	-	-	-	-	-	-	-	100.0	F			
-	-	-	-	-	-	-	-	-	-	-	-	-	100.0	T			
-	-	-	-	-	-	-	-	-	-	-	-	-	100.0	F			
-	-	-	-	-	-	-	-	-	-	-	-	-	100.0	T			
-	-	-	-	-	-	-	-	-	-	-	-	-	100.0	F			
-	-	-	-	-	-	-	-	-	-	-	-	-	100.0	T			
-	-	-	-	-	-	-	-	-	-	-	-	-	100.0	F			
-	-	-	-	-	-	-	-	-	-	-	-	-	100.0	T			
-	-	-	-	-	-	-	-	-	-	-	-	-	100.0	F			
-	-	-	-	-	-	-	-	-	-	-	-	-	100.0	T			
-	-	-	-	-	-	-	-	-	-	-	-	-	100.0	F			
-	-	-	-	-	-	-	-	-	-	-	-	-	100.0	T			
-	-	-	-	-	-	-	-	-	-	-	-	-	100.0	F			
-	-	-	-	-	-	-	-	-	-	-	-	-	100.0	T			
-	-	-	-	-	-	-	-	-	-	-	-	-	100.0	F			
-	-	-	-	-	-	-	-	-	-	-	-	-	100.0	T			
-	-	-	-	-	-	-	-	-	-	-	-	-	100.0	F			
-	-	-	-	-	-	-	-	-	-	-	-	-	100.0	T			
-	-	-	-	-	-	-	-	-	-	-	-	-	100.0	F			
-	-	-	-	-	-	-	-	-	-	-	-	-	100.0	T			
-	-	-	-	-	-	-	-	-	-	-	-	-	100.0	F			
-	-	-	-	-	-	-	-	-	-	-	-	-	100.0	T			
-	-	-	-	-	-	-	-	-	-	-	-	-	100.0	F			
-	-	-	-	-	-	-	-	-	-	-	-	-	100.0	T			
-	-	-	-	-	-	-	-	-	-	-	-	-	100.0	F			
-	-	-	-	-	-	-	-	-	-	-	-	-	100.0	T			
-	-	-	-	-	-	-	-	-	-	-	-	-	100.0	F			
-	-	-	-	-	-	-	-	-	-	-	-	-	100.0	T			
-	-	-	-	-	-	-	-	-	-	-	-	-	100.0	F			
-	-	-	-	-	-	-	-	-	-	-	-	-	100.0	T			
-	-	-	-	-	-	-	-	-	-	-	-	-	100.0	F			
-	-	-	-	-	-	-	-	-	-	-	-	-	100.0	T			
-	-	-	-	-	-	-	-	-	-	-	-	-	100.0	F			
-	-	-	-	-	-	-	-	-	-	-	-	-	100.0	T			
-	-	-	-	-	-	-	-	-	-	-	-	-	100.0	F			
-	-	-	-	-	-	-	-	-	-	-	-	-	100.0	T			
-	-	-	-	-	-	-	-	-	-	-	-	-	100.0	F			
-	-	-	-	-	-	-	-	-	-	-	-	-	100.0	T			
-	-	-	-	-	-	-	-	-	-	-	-	-	100.0	F			
-	-	-	-	-	-	-	-	-	-	-	-	-	100.0	T			
-	-	-	-	-	-	-	-	-	-	-	-	-	100.0	F			
-	-	-	-	-	-	-	-	-	-	-	-	-	100.0	T			
-	-	-	-	-	-	-	-	-	-	-	-	-	100.0	F			
-	-	-	-	-	-	-	-	-	-	-	-	-	100.0	T			
-	-	-	-	-	-	-	-	-	-	-	-	-	100.0	F			
-	-	-	-	-	-	-	-	-	-	-	-	-	100.0	T			
-	-	-	-	-	-	-	-	-	-	-	-	-	100.0	F			
-	-	-	-	-	-	-	-	-	-	-	-	-	100.0	T			
-	-	-	-	-	-	-	-	-	-	-	-	-	100.0	F			
-	-	-	-	-	-	-	-	-	-	-	-	-	100.0	T			
-	-	-	-	-	-	-	-	-	-	-	-	-	100.0	F			
-	-	-	-	-	-	-	-	-	-	-	-	-	100.0	T			
-	-	-	-	-	-	-	-	-	-	-	-	-	100.0	F			
-	-	-	-	-	-	-	-	-	-	-	-	-	100.0	T			
-	-	-	-	-	-	-	-	-	-	-	-	-	100.0	F			
-	-	-	-	-	-	-	-	-	-	-	-	-	100.0	T			
-	-	-	-	-	-	-	-	-	-	-	-	-	100.0	F			
-	-	-	-	-	-	-	-	-	-	-	-	-	100.0	T			
-	-	-	-	-	-	-	-	-	-	-	-	-	100.0	F			
-	-	-	-	-	-	-	-	-	-	-	-	-	100.0	T			
-	-	-	-	-	-	-	-	-	-	-	-	-	100.0	F			
-	-	-	-	-	-	-	-	-	-	-	-	-	100.0	T			
-	-	-	-	-	-	-	-	-	-	-	-	-	100.0	F			
-	-	-	-	-	-	-	-	-	-	-	-	-	100.0	T			
-	-	-	-	-	-	-	-	-	-	-	-	-	100.0	F			
-	-	-	-	-	-	-	-	-	-	-	-	-	100.0	T			
-	-	-	-	-	-	-	-	-	-	-	-	-	100.0	F			
-	-	-															

TAB.C6

FULL-TIME EMPLOYEES ACCORDING TO GROSS ANNUAL PAY, BY ACTIVITY, SEX AND QUALIFICATION

( % )

ACTIVITY	WAGE	Q U A L I F I C A T I O N	S E X	GROSS ANNUAL PAY (NAT. CURRENCY - THOUSANDS OF UNITS)														
				< 4,8	>=4,8 <7,2	>=7,2 <9,6	>=9,6 <12,0	>=12,0 <14,4	>=14,4 <16,8	>=16,8 <19,2	>=19,2 <21,6	>=21,6 <24,0	>=24,0 <26,4	>=26,4 <28,8	>=28,8 <31,2	>=31,2 <33,6	>=33,6 <36,0	
PHARMACEUTICAL, MEDICAL GDS., CLEANING MAT.	618	1A	M	-	-	-	-	-	-	-	-	-	-	1.5	-	4.7	-	6.3
			F	-	-	-	-	-	-	-	-	-	-	-	-	-	-	-
	1B	M	-	-	-	0.3	4.6	5.7	12.9	13.7	8.0	15.3	11.3	11.8	4.1	-	-	-
		F	-	-	-	-	-	-	-	-	-	-	-	-	-	-	-	-
	2	M	-	1.7	0.2	0.3	0.6	0.7	2.0	2.2	5.2	4.2	5.0	6.8	6.9	9.5	-	-
		F	-	-	-	-	-	-	-	-	-	-	-	-	-	-	-	-
	3	M	-	1.6	0.3	0.3	4.6	3.7	4.7	8.9	12.4	10.0	12.4	10.4	9.4	5.1	-	-
		F	-	-	-	-	-	-	-	-	-	-	-	-	-	-	-	-
	4	M	-	0.6	0.9	9.2	15.7	20.9	20.5	15.1	8.8	3.9	3.1	-	0.6	-	-	-
		F	-	0.1	0.3	2.4	4.1	6.4	12.4	17.7	15.3	13.8	9.5	6.3	4.6	3.3	-	-
	5	M	-	-	-	4.6	10.0	12.0	17.6	20.7	18.3	8.3	5.3	2.3	-	-	-	-
		F	-	-	-	6.6	4.9	4.3	28.7	27.6	21.9	5.0	-	-	-	-	-	-
	T	M	-	4.1	23.3	14.6	34.5	13.3	10.3	-	-	-	-	-	-	-	-	-
		F	-	1.3	11.8	7.9	13.7	23.9	22.2	15.1	3.5	-	-	-	-	-	-	-
PHARMACEUTICALS	618.1	1A	M	-	0.5	5.4	11.2	20.8	19.1	15.8	9.5	6.4	4.1	2.5	2.0	1.1	0.5	
			F	-	-	-	-	-	-	-	-	-	-	-	-	-	-	-
	1B	M	-	-	-	-	-	-	-	-	-	-	-	-	-	-	-	-
		F	-	-	-	-	-	-	-	-	-	-	-	-	-	-	-	-
	2	M	-	-	-	-	-	-	-	-	-	-	-	-	-	-	-	-
		F	-	-	-	-	-	-	-	-	-	-	-	-	-	-	-	-
	3	M	-	-	-	-	-	-	-	-	-	-	-	-	-	-	-	-
		F	-	-	-	-	-	-	-	-	-	-	-	-	-	-	-	-
	4	M	-	-	-	-	-	-	-	-	-	-	-	-	-	-	-	-
		F	-	-	-	-	-	-	-	-	-	-	-	-	-	-	-	-
	5	M	-	-	-	-	-	-	-	-	-	-	-	-	-	-	-	-
		F	-	-	-	-	-	-	-	-	-	-	-	-	-	-	-	-
	T	M	-	-	-	-	-	-	-	-	-	-	-	-	-	-	-	-
		F	-	-	-	-	-	-	-	-	-	-	-	-	-	-	-	-
OTHER WHOLESALE DISTRIBUTION	619	1A	M	-	-	-	-	-	-	-	-	-	-	-	-	-	-	
			F	-	-	-	-	-	-	-	-	-	-	-	-	-	-	-
	1B	M	-	-	-	0.5	7.4	1.6	2.0	2.0	4.1	2.5	1.9	2.0	2.9	4.4	-	-
		F	-	-	-	-	-	-	-	-	-	-	-	-	-	-	-	-
	2	M	-	-	-	1.2	0.7	1.8	2.3	2.1	3.9	5.3	5.1	7.0	5.8	4.1	-	-
		F	-	-	-	-	-	-	-	-	-	-	-	-	-	-	-	-
	3	M	-	-	-	7.9	0.2	3.3	2.6	4.1	8.7	10.1	9.2	13.3	11.4	9.5	-	-
		F	-	-	-	-	-	-	-	-	-	-	-	-	-	-	-	-
	4	M	-	-	4.4	1.1	17.0	17.3	13.9	14.8	17.0	19.4	15.2	11.8	7.8	4.4	2.8	-
		F	-	-	-	-	-	-	-	-	-	-	-	-	-	-	-	-
	5	M	0.2	0.4	1.5	4.9	6.2	6.0	10.2	22.7	22.6	14.4	6.5	4.7	-	-	-	-
		F	-	-	-	-	-	-	-	-	-	-	-	-	-	-	-	-
	T	M	0.2	0.8	2.9	20.6	20.8	12.7	22.8	18.3	10.6	4.8	3.4	1.7	0.7	0.4	-	-
		F	-	-	-	-	-	-	-	-	-	-	-	-	-	-	-	-
PAPER, BOOKS, STATIONERY, NEWSPAPERS	619.1/2	1A	M	-	1.0	3.6	15.6	4.4	19.2	27.0	14.1	10.0	3.7	1.4	-	-	-	
			F	-	-	-	-	-	-	-	-	-	-	-	-	-	-	-
	1B	M	0.1	0.2	0.5	2.6	2.1	5.7	11.8	13.5	12.7	9.8	7.7	6.8	4.8	3.5	-	-
		F	-	-	-	-	-	-	-	-	-	-	-	-	-	-	-	-
	2	M	0.0	0.3	1.3	4.7	4.7	7.6	12.5	12.9	12.0	8.7	6.7	5.8	4.1	2.9	-	-
		F	-	-	-	-	-	-	-	-	-	-	-	-	-	-	-	-
	3	M	-	-	-	-	-	-	-	-	-	-	-	-	-	-	-	-
		F	-	-	-	-	-	-	-	-	-	-	-	-	-	-	-	-
	4	M	-	-	-	-	-	-	-	-	-	-	-	-	-	-	-	-
		F	-	-	-	-	-	-	-	-	-	-	-	-	-	-	-	-
	5	M	-	-	-	-	-	-	-	-	-	-	-	-	-	-	-	-
		F	-	-	-	-	-	-	-	-	-	-	-	-	-	-	-	-
	T	M	-	-	-	-	-	-	-	-	-	-	-	-	-	-	-	-
		F	-	-	-	-	-	-	-	-	-	-	-	-	-	-	-	-

TAB.C6

SALARIES A TEMPS PLEIN SELON LA  
REMUNERATION ANNUELLE BRUTE  
PAR ACTIVITE, SEXE ET QUALIFICATION

( % )

REMUNERATION ANNUELLE BRUTE (MILLIERS D UNITES MONETAIRES NAT.)													SEXE	QUALIFICATION	NACE	ACTIVITE		
>=36,0 <38,4	>=38,4 <40,8	>=40,8 <43,2	>=43,2 <45,6	>=45,6 <48,0	>=48,0 <50,4	>=50,4 <52,8	>=52,8 <55,2	>=55,2 <57,6	>=57,6 <60,0	>=60,0 <62,4	>=62,4 <64,8	>=64,8					ENS. TOG.	
3.2	9.4	2.4	4.8	3.7	6.1	3.9	2.4	1.5	3.2	6.2	-	39.1	100.0	M	1A	618	PR. PHARM., MEDICAUX, D'ENTRETIEN	
-	-	-	-	-	-	-	-	-	-	-	-	-	100.0	F	-	-		
3.1	9.2	2.4	4.6	3.6	6.8	3.8	2.4	1.5	3.5	6.0	-	38.0	100.0	M	1B	-		
6.9	7.1	8.7	6.4	4.0	4.5	3.7	2.9	3.7	2.1	1.4	1.1	8.3	100.0	T	-	-		
-	-	-	3.5	-	-	-	-	-	-	-	-	-	100.0	F	-	-		
6.5	6.7	8.0	6.2	3.7	4.2	3.4	2.6	3.4	1.9	1.2	1.0	7.7	100.0	T	2	-		
4.5	4.1	1.7	2.1	1.5	1.2	1.1	0.6	0.4	-	0.2	-	0.4	100.0	M	-	-		
-	-	-	-	-	-	-	-	-	-	-	-	-	100.0	F	-	-		
4.1	3.7	1.6	1.9	1.3	1.1	1.0	0.5	0.4	-	0.2	-	0.4	100.0	T	3	-		
2.2	0.8	0.5	0.4	0.3	0.3	0.2	-	-	-	-	-	-	100.0	M	-	-		
-	-	-	-	-	-	-	-	-	-	-	-	-	100.0	F	-	-		
1.8	0.6	0.4	0.3	0.2	0.2	0.1	-	-	-	-	-	0.1	100.0	T	4	-		
-	-	-	-	-	-	-	-	-	-	-	-	-	100.0	M	-	-		
-	-	-	-	-	-	-	-	-	-	-	-	-	100.0	F	-	-		
-	-	-	-	-	-	-	-	-	-	-	-	-	100.0	T	5	-		
-	-	-	-	-	-	-	-	-	-	-	-	-	100.0	M	-	-		
3.2	2.8	2.0	1.8	1.2	1.3	1.0	0.7	0.7	0.5	0.5	0.2	2.7	100.0	T	-	-		
0.2	-	-	0.2	-	-	-	-	-	-	-	-	-	100.0	M	1A	618.1	PRODUITS PHARM.	
2.6	2.3	1.6	1.5	1.0	1.1	0.8	0.5	0.5	0.4	0.4	0.2	2.2	100.0	F	-	-		
-	-	-	-	-	-	-	-	-	-	-	-	-	-	M	1B	-		
-	-	-	-	-	-	-	-	-	-	-	-	-	-	T	-	-		
-	-	-	-	-	-	-	-	-	-	-	-	-	-	M	2	-		
-	-	-	-	-	-	-	-	-	-	-	-	-	-	F	-	-		
-	-	-	-	-	-	-	-	-	-	-	-	-	-	T	3	-		
-	-	-	-	-	-	-	-	-	-	-	-	-	-	M	-	-		
-	-	-	-	-	-	-	-	-	-	-	-	-	-	F	-	-		
-	-	-	-	-	-	-	-	-	-	-	-	-	-	T	4	-		
-	-	-	-	-	-	-	-	-	-	-	-	-	-	M	-	-		
-	-	-	-	-	-	-	-	-	-	-	-	-	-	F	-	-		
-	-	-	-	-	-	-	-	-	-	-	-	-	-	T	5	-		
2.7	15.8	2.1	3.0	4.0	2.8	2.0	1.6	2.1	2.6	1.7	-	47.9	100.0	M	1A	619		AUTRES COMMERCE DE GROS
-	-	-	-	-	-	-	-	-	-	-	-	-	100.0	F	-	-		
3.1	15.1	2.1	2.9	3.8	2.7	1.9	2.2	2.0	2.5	1.6	-	45.9	100.0	T	1B	-		
7.3	6.4	8.4	5.9	4.9	5.6	4.8	2.8	2.2	2.6	1.8	1.3	8.7	100.0	M	-	-		
5.0	7.4	7.2	-	-	-	-	-	-	-	-	-	-	100.0	F	-	-		
7.1	6.5	8.4	5.5	4.6	5.5	4.5	2.6	2.1	2.5	1.7	1.2	8.4	100.0	T	2	-		
8.5	5.9	3.4	3.6	1.6	1.2	1.0	1.6	0.2	0.6	-	-	0.6	100.0	M	-	-		
-	3.8	-	-	-	-	-	-	-	-	-	-	-	100.0	F	-	-		
7.9	5.7	3.1	3.3	1.6	1.1	1.0	1.5	0.2	0.6	-	-	0.5	100.0	T	3	-		
1.1	0.9	0.6	0.5	0.5	1.7	0.2	0.2	0.2	-	-	-	-	100.0	M	-	-		
-	1.1	-	-	-	-	-	-	-	-	-	-	-	100.0	F	-	-		
1.0	0.9	0.5	0.4	0.4	1.5	0.2	0.1	0.1	-	-	-	-	100.0	T	4	-		
-	-	-	-	-	0.2	-	-	-	-	-	-	0.2	100.0	M	-	-		
-	-	0.1	-	-	-	-	-	-	-	-	-	-	100.0	F	-	-		
-	-	-	-	-	-	-	-	-	-	-	-	-	100.0	T	5	-		
-	-	-	-	-	-	-	-	-	-	-	-	-	100.0	M	-	-		
2.9	2.8	1.9	1.6	1.2	1.6	0.9	0.7	0.4	0.5	0.3	0.2	3.3	100.0	T	-	-		
0.5	0.9	0.4	-	-	0.3	-	-	-	-	-	-	-	100.0	M	1A	619.1/2	PAPIER, LIVRES, JOURNEAUX	
2.5	2.5	1.6	1.3	1.0	1.4	0.7	0.6	0.4	0.4	0.3	0.1	2.8	100.0	F	-	-		
-	-	-	-	-	-	-	-	-	-	-	-	-	-	M	1B	-		
-	-	-	-	-	-	-	-	-	-	-	-	-	-	T	-	-		
-	-	-	-	-	-	-	-	-	-	-	-	-	-	M	2	-		
-	-	-	-	-	-	-	-	-	-	-	-	-	-	F	-	-		
-	-	-	-	-	-	-	-	-	-	-	-	-	-	T	3	-		
-	-	-	-	-	-	-	-	-	-	-	-	-	-	M	-	-		
-	-	-	-	-	-	-	-	-	-	-	-	-	-	F	-	-		
-	-	-	-	-	-	-	-	-	-	-	-	-	-	T	4	-		
-	-	-	-	-	-	-	-	-	-	-	-	-	-	M	-	-		
-	-	-	-	-	-	-	-	-	-	-	-	-	-	F	-	-		
-	-	-	-	-	-	-	-	-	-	-	-	-	-	T	5	-		
-	-	-	-	-	-	-	-	-	-	-	-	-	-	M	-	-		
-	-	-	-	-	-	-	-	-	-	-	-	-	-	F	-	-		
-	-	-	-	-	-	-	-	-	-	-	-	-	-	T	-	-		

TAB.C6

FULL-TIME EMPLOYEES ACCORDING TO GROSS ANNUAL PAY, BY ACTIVITY, SEX AND QUALIFICATION

( % )

ACTIVITY	NACE	QUALIFICATION	SEX	GROSS ANNUAL PAY (NAT. CURRENCY - THOUSANDS OF UNITS)													
				< 4.8	>=4.8 <7.2	>=7.2 <9.6	>=9.6 <12.0	>=12.0 <14.4	>=14.4 <16.8	>=16.8 <19.2	>=19.2 <21.6	>=21.6 <24.0	>=24.0 <26.4	>=26.4 <28.8	>=28.8 <31.2	>=31.2 <33.6	>=33.6 <36.0
WHOLESALE TRADE	61	1A	M	-	-	-	-	-	-	0.7	0.7	0.8	1.7	1.1	2.4	3.8	4.2
			F	-	-	-	-	7.7	4.0	-	-	7.6	-	-	-	14.3	-
		1B	M	-	-	-	-	0.2	0.2	0.6	0.8	1.0	1.7	1.2	2.4	4.0	4.1
			F	-	-	-	0.2	0.3	0.8	1.3	2.8	5.5	5.3	5.7	6.5	6.5	6.1
		2	M	-	-	-	0.6	0.5	1.1	1.8	3.1	5.6	5.6	6.0	6.6	6.6	5.9
			F	-	0.2	0.1	0.4	0.5	1.4	2.8	6.5	8.6	11.8	11.8	10.6	12.1	10.6
		3	M	-	-	-	0.8	1.0	2.1	3.6	7.5	9.9	11.5	11.5	11.7	10.0	8.1
			F	-	0.2	0.2	0.8	1.0	2.1	3.6	7.5	9.9	11.5	11.5	11.7	10.0	8.1
		4	M	0.1	0.5	4.8	11.0	17.2	19.5	16.5	11.6	7.7	4.3	3.2	1.6	1.4	0.2
			F	0.0	0.1	0.9	2.0	3.3	6.6	12.9	18.8	19.0	12.9	8.4	5.7	3.6	2.0
		5	M	0.0	0.5	1.8	3.7	5.1	14.0	27.0	22.5	12.1	6.3	3.3	1.6	0.7	0.6
			F	0.3	2.7	14.9	21.0	20.8	22.1	10.7	5.1	1.3	0.6	0.4	0.1	-	0.1
T	M	0.1	0.9	4.3	7.0	8.1	15.5	23.9	19.2	10.1	5.2	2.7	1.3	0.6	0.5		
	F	-	0.6	3.6	8.3	6.6	21.9	28.9	16.7	8.3	3.0	1.6	0.3	0.1	-		
FOOD, DRINK, TOBACCO	641/642	1A	M	0.1	1.2	5.3	9.3	8.2	22.1	26.5	15.3	7.5	2.7	1.4	0.2	0.1	
			F	0.0	0.2	0.9	1.9	2.5	7.3	14.4	15.7	13.3	9.5	6.9	5.5	4.2	3.3
		1B	M	0.2	1.7	9.8	15.4	17.6	19.4	12.4	8.7	4.9	2.7	2.5	1.6	1.2	0.3
			F	0.0	0.4	2.0	3.6	4.4	8.8	14.1	14.8	12.2	8.7	6.3	5.0	3.8	2.9
		2	M	-	-	-	-	-	-	-	5.8	8.7	8.5	16.4	3.0	8.9	4.5
			F	-	-	-	-	-	-	-	-	-	-	5.7	-	5.7	13.5
		3	M	-	-	-	-	-	-	-	7.3	9.1	7.5	17.0	2.6	11.8	3.9
			F	-	-	-	-	-	-	-	7.3	9.1	7.5	17.0	2.6	11.8	3.9
		4	M	0.2	0.8	1.6	2.7	5.5	9.3	18.1	17.7	18.9	11.1	6.9	2.1	2.6	1.2
			F	-	-	-	-	-	-	-	10.9	11.0	11.0	7.5	9.8	11.1	6.4
		5	M	-	-	-	-	15.3	2.1	2.0	2.7	10.7	11.5	11.3	7.1	9.6	10.5
			F	-	-	-	-	-	-	-	-	-	-	-	-	-	-
DISPENSING CHEMISTS	643	1A	M	0.2	2.2	11.0	16.5	26.5	21.8	13.2	2.8	3.3	1.1	1.1	-	-	
			F	0.2	1.2	3.7	5.9	10.4	12.2	17.0	14.3	15.3	8.8	5.3	1.9	2.0	0.9
		1B	M	0.8	5.9	18.3	15.6	8.1	10.3	13.2	14.0	6.4	2.4	3.0	1.2	1.1	-
			F	0.5	9.6	27.9	18.7	11.9	10.1	7.0	7.2	3.0	1.2	1.4	0.6	0.6	0.2
		2	M	-	-	-	-	-	-	-	-	-	-	-	-	-	-
			F	-	-	-	-	-	-	-	-	-	-	-	-	-	-
		3	M	-	-	-	-	-	-	-	-	-	-	-	-	-	-
			F	-	-	-	-	-	-	-	-	-	-	-	-	-	-
		4	M	0.1	2.8	8.1	7.5	5.6	8.3	13.1	14.7	12.1	7.5	5.2	3.1	3.5	1.7
			F	0.7	10.4	30.4	20.1	17.3	12.1	4.3	2.0	1.0	0.7	0.1	0.6	-	-
		5	M	0.3	5.6	16.5	12.3	10.0	9.7	9.8	9.9	7.9	5.0	3.2	2.1	2.2	1.1
			F	-	-	-	-	-	-	-	-	-	-	-	-	-	-
MEDICAL GOODS, COSMETICS, CLEANING MAT.	644	1A	M	-	-	-	-	-	-	-	-	-	-	-	-	-	
			F	-	-	-	-	-	-	-	-	-	-	-	-	-	-
		1B	M	-	-	-	-	-	-	-	-	-	-	-	-	-	-
			F	-	-	-	-	-	-	-	-	-	-	-	-	-	-
		2	M	-	-	-	-	-	-	-	-	-	-	-	-	-	-
			F	-	-	-	-	-	-	-	-	-	-	-	-	-	-
		3	M	-	-	-	-	-	-	-	-	-	-	-	-	-	-
			F	-	-	-	-	-	-	-	-	-	-	-	-	-	-
		4	M	-	-	-	-	-	-	-	-	-	-	-	-	-	-
			F	-	-	-	-	-	-	-	-	-	-	-	-	-	-
		5	M	-	-	-	-	-	-	-	-	-	-	-	-	-	-
			F	-	-	-	-	-	-	-	-	-	-	-	-	-	-
T	M	0.8	2.2	2.1	3.3	15.2	26.0	14.0	9.3	9.8	10.7	2.9	0.9	0.6	0.2		
	F	0.3	1.9	1.7	2.9	12.7	23.3	14.7	10.0	8.8	9.5	3.7	1.3	0.9	0.2		
MEDICAL GOODS, COSMETICS, CLEANING MAT.	644	1A	M	-	-	-	-	-	-	-	-	-	-	-	-	-	
			F	-	-	-	-	-	-	-	-	-	-	-	-	-	-
		1B	M	-	-	-	-	-	-	-	-	-	-	-	-	-	-
			F	-	-	-	-	-	-	-	-	-	-	-	-	-	-
		2	M	-	-	-	-	-	-	-	-	-	-	-	-	-	-
			F	-	-	-	-	-	-	-	-	-	-	-	-	-	-
		3	M	-	-	-	-	-	-	-	-	-	-	-	-	-	-
			F	-	-	-	-	-	-	-	-	-	-	-	-	-	-
		4	M	-	-	-	-	-	-	-	-	-	-	-	-	-	-
			F	-	-	-	-	-	-	-	-	-	-	-	-	-	-
		5	M	-	-	-	-	-	-	-	-	-	-	-	-	-	-
			F	-	-	-	-	-	-	-	-	-	-	-	-	-	-
T	M	0.7	1.3	1.8	3.7	6.6	11.8	18.4	14.2	10.9	6.2	6.9	5.1	2.4	2.7		
	F	0.4	7.0	11.8	10.7	10.9	14.7	11.7	9.8	6.2	3.7	3.9	2.8	1.1	1.4		

TAB.C6

SALARIES A TEMPS PLEIN SELON LA  
REMUNERATION ANNUELLE BRUTE  
PAR ACTIVITE, SEXE ET QUALIFICATION

( % )

REMUNERATION ANNUELLE BRUTE (MILLIERS D UNITES MONETAIRES NAT.)														SEXE	QUALIFICATION	NACE	ACTIVITE	
>=36,0 <38,4	>=38,4 <40,8	>=40,8 <43,2	>=43,2 <45,6	>=45,6 <48,0	>=48,0 <50,4	>=50,4 <52,8	>=52,8 <55,2	>=55,2 <57,6	>=57,6 <60,0	>=60,0 <62,4	>=62,4 <64,8	>=64,8	ENS. TOG.					
2.6	7.6	4.6	3.5	4.1	4.0	5.3	3.8	3.1	2.3	2.6	1.6	38.9	100.0	M	1A	61	COMMERCE DE GROS	
11.2							8.0		4.3			14.4	100.0	F				
2.8	7.5	4.5	3.6	4.0	3.9	5.1	3.9	3.1	2.3	2.6	1.6	38.3	100.0	M	1B			
8.1	6.4	6.9	6.1	4.5	4.7	3.9	2.8	2.4	2.2	1.7	1.1	8.1	100.0	F				
3.1	2.5	2.7	2.4		1.0							1.2	100.0	T				
7.8	6.2	6.7	5.9	4.3	4.5	3.7	2.7	2.4	2.1	1.7	1.1	7.8	100.0	M	2			
6.5	4.8	2.9	2.6	1.6	1.0	0.8	0.9	0.5	0.4	0.4	0.1	1.0	100.0	M				
0.9	0.9			0.3	0.3								100.0	F				
6.1	4.5	2.7	2.4	1.5	0.9	0.7	0.9	0.5	0.4	0.3	0.1	0.9	100.0	M	3			
1.6	0.8	0.5	0.3	0.2	0.3	0.1	0.0	0.0	0.0	0.0	0.0	0.0	100.0	F				
	0.2											0.1	100.0	T				
1.4	0.7	0.5	0.2	0.2	0.2	0.1	0.0	0.0	0.0	0.0	0.0	0.0	100.0	M	4			
0.2	0.1	0.2	0.1	0.1	0.0	0.0						0.0	100.0	M				
													100.0	F				
0.1	0.1	0.1	0.0	0.1	0.0	0.0						0.0	100.0	M	5			
													100.0	F				
													100.0	T				
2.6	2.1	1.6	1.3	1.0	0.9	0.7	0.6	0.4	0.4	0.3	0.2	2.5	100.0	M	T			
0.3	0.3	0.2	0.1	0.0	0.1	0.0	0.1	0.1	0.0		0.0	0.2	100.0	F				
2.3	1.8	1.4	1.1	0.9	0.8	0.7	0.5	0.4	0.3	0.3	0.2	2.2	100.0	T				
	6.6	9.3			11.0				4.7			16.9	100.0	M	1A	641/642		PR. ALIMENTAIRES, BOISSONS, TABAC
													100.0	F				
	5.7	8.0			9.5				4.1			14.6	100.0	M	1B			
5.1	5.7	7.3	7.6			5.8		4.3				2.4	100.0	M				
													100.0	F				
4.5	5.1	6.4	6.7			5.1		3.8				2.1	100.0	M	2			
5.5	6.6	4.2	5.0	1.3	3.3	1.0						0.7	100.0	M				
													100.0	F				
5.2	6.2	4.0	4.8	1.3	3.2	0.9						0.7	100.0	M	3			
0.3	0.7												100.0	M				
													100.0	F				
0.3	0.5												100.0	M	4			
													100.0	F				
													100.0	T				
													100.0	M	5			
													100.0	F				
1.1	1.5	1.0	0.9	0.2	0.7	0.3		0.1	0.2			0.5	100.0	M	T			
													100.0	F				
0.7	0.9	0.6	0.6	0.2	0.5	0.2		0.1	0.1			0.3	100.0	M	1A	643	PHARMACIES	
	3.2	6.6		5.7		3.8				17.5		51.6	100.0	M				
		11.1		15.1									100.0	F				
	3.7	7.8		8.2		4.1				21.4		30.1	100.0	M	1B			
			16.5										100.0	F				
			4.6										100.0	T				
9.2		5.3	8.0		4.8								100.0	M	2			
26.0													100.0	M				
2.7					0.5	0.5							100.0	M	3			
													100.0	F				
													100.0	T				
													100.0	M	4			
													100.0	F				
													100.0	T				
													100.0	M	5			
													100.0	F				
5.4	1.0	1.9	1.3	1.1	1.7	1.2				3.5		11.1	100.0	M	T			
0.2		0.4	0.3	0.5	0.2	0.2							100.0	F				
1.3	0.3	0.7	0.5	0.6	0.5	0.4				1.2		2.3	100.0	M	1A	644		ART. MEDICAUX, PRODUITS D'ENTRETIEN
14.2	8.0	15.1										21.7	100.0	M				
													100.0	F				
13.1	7.3	18.6										20.0	100.0	M	1B			
													100.0	F				
													100.0	T				
8.6													100.0	M	2			
													100.0	F				
7.3													100.0	M				
		1.5											100.0	T				
													100.0	M	3			
		0.8											100.0	F				
													100.0	T				
													100.0	M	4			
													100.0	F				
													100.0	T				
2.3	1.1	2.5										2.0	100.0	M	T			
													100.0	F				
1.1	0.5	1.3		0.3								0.9	100.0	M	T			

TAB.C6

FULL-TIME EMPLOYEES ACCORDING TO GROSS ANNUAL PAY, BY ACTIVITY, SEX AND QUALIFICATION

( % )

ACTIVITY	NACE	QUALIFICATION	SEX	GROSS ANNUAL PAY (NAT. CURRENCY - THOUSANDS OF UNITS)															
				< 4,8	>=4,8 <7,2	>=7,2 <9,6	>=9,6 <12,0	>=12,0 <14,4	>=14,4 <16,8	>=16,8 <19,2	>=19,2 <21,6	>=21,6 <24,0	>=24,0 <26,4	>=26,4 <28,8	>=28,8 <31,2	>=31,2 <33,6	>=33,6 <36,0		
CLOTHING	645	1A	M	-	-	-	-	-	-	-	3.2	-	-	-	12.1	5.4	2.8		
			F	-	-	-	-	-	-	38.5	-	-	-	-	-	-	-	-	
		1B	M	-	-	-	-	3.8	-	5.0	2.6	10.7	4.8	11.7	11.0	10.9	5.5	3.4	
			F	-	-	-	12.1	10.1	7.8	12.7	4.8	6.8	14.9	9.2	7.8	5.5	3.4	-	
		2	M	-	-	-	4.3	5.1	5.7	5.3	9.1	8.1	13.8	8.2	6.8	5.1	6.7	-	
			F	-	-	-	-	3.3	5.5	7.8	12.0	8.5	7.1	7.6	3.1	6.7	-	-	
		3	M	-	-	-	-	9.4	19.0	15.3	6.6	10.8	6.7	10.4	3.1	8.5	-	-	
			F	-	-	-	-	4.6	8.3	9.5	10.8	9.8	7.0	8.2	3.1	7.1	-	-	
		4	M	-	1.1	5.3	10.2	3.9	9.7	19.9	20.2	17.5	11.5	5.6	2.5	3.9	2.1	-	
			F	-	0.6	2.7	5.6	11.1	17.2	15.5	11.3	5.5	3.3	1.7	0.9	0.6	0.5	-	
	5	M	-	1.1	6.4	6.6	6.5	24.5	23.6	15.2	7.9	4.6	0.7	0.7	0.5	1.0	-		
		F	-	5.6	16.0	26.9	21.0	19.9	5.1	2.7	1.5	0.2	0.4	0.2	0.2	-	-		
	FOOTWEAR, LEATHER GOODS	646	1A	M	-	-	-	-	-	-	-	-	-	-	-	-	-	-	
				F	-	-	-	-	-	-	-	-	-	-	-	-	-	-	
			1B	M	-	-	5.4	-	-	-	-	-	-	3.8	11.9	9.0	5.6	-	-
				F	-	-	-	-	-	-	-	-	-	5.3	7.6	8.1	4.9	-	-
			2	M	-	1.0	4.1	-	-	20.1	6.8	1.0	16.7	7.6	9.8	4.1	5.9	6.2	3.8
				F	-	-	-	25.7	-	24.6	15.1	-	14.3	15.6	15.1	10.9	8.2	4.6	3.8
			3	M	-	1.4	-	4.8	5.6	2.3	14.4	13.2	18.8	15.9	8.5	10.1	3.1	1.7	0.8
				F	-	3.7	15.4	17.6	22.1	25.0	7.9	3.1	3.2	-	-	-	-	-	-
4			M	-	1.4	6.1	9.7	11.9	18.5	11.2	13.5	11.1	5.2	6.5	1.9	1.3	0.5	-	
			F	-	2.1	13.6	19.7	8.3	18.0	14.9	12.7	5.0	3.6	-	-	-	1.4	-	
5	M	-	13.3	29.3	34.6	13.2	6.4	2.4	0.3	-	-	-	-	-	-	-			
	F	-	11.3	26.5	31.9	12.3	8.5	4.6	2.5	1.0	0.6	-	-	-	-	0.2			
FURN. FABRICS, HOUSEHOLD TEXTILES	647	1A	M	-	0.7	3.2	5.8	3.8	9.4	12.9	14.8	12.1	9.1	7.8	5.1	3.2	2.5		
			F	-	11.2	25.8	30.6	14.5	10.4	3.6	1.8	0.9	0.3	-	-	-	-	-	
		1B	M	-	6.4	15.4	19.2	9.6	8.9	7.9	7.8	6.0	4.3	3.6	2.3	1.5	1.1	-	
			F	-	-	-	-	3.1	-	4.0	-	4.0	6.2	9.6	5.9	6.2	-	-	
		2	M	-	-	-	-	-	4.3	4.8	11.4	30.1	12.0	7.7	10.5	11.2	3.2	-	
			F	-	-	-	29.2	2.9	3.9	8.3	20.1	10.8	8.4	11.0	10.1	2.9	-	-	
		3	M	-	-	-	3.5	4.1	6.9	24.4	23.3	7.9	4.2	0.6	1.9	0.7	-	-	
			F	-	-	8.9	21.2	30.3	17.1	8.4	-	5.1	5.5	-	-	-	-	-	
		4	M	-	-	0.7	4.2	6.4	10.1	23.4	21.4	17.4	7.5	4.4	0.5	1.7	0.6	-	
			F	-	1.7	3.8	9.9	6.5	21.6	24.3	15.5	7.8	3.9	1.1	-	-	-	-	
5	M	-	11.2	15.2	23.8	20.0	22.7	4.5	1.8	-	-	-	-	-	-	-			
	F	-	4.4	7.0	13.8	10.3	21.9	18.7	11.7	5.6	2.8	0.8	0.4	-	-	-			
HOUSEHOLD FITMENTS, APPLIANCES	648/649	1A	M	-	0.7	1.8	5.3	4.2	11.9	19.7	16.0	14.7	7.1	4.1	2.6	2.6	1.8		
			F	-	7.5	11.2	18.0	20.9	22.4	9.4	4.2	-	1.2	1.9	1.5	-	-	-	
		1B	M	-	2.0	3.7	7.8	7.5	13.9	17.7	13.7	11.8	5.9	3.7	2.4	2.1	1.4	-	
			F	-	-	-	-	-	-	-	10.3	2.2	2.9	4.2	5.6	4.9	3.5	-	
		2	M	-	-	-	-	0.8	1.8	4.1	9.8	13.8	9.6	6.9	11.9	6.4	10.3	-	
			F	-	-	6.5	-	-	42.7	-	-	-	14.7	-	-	-	-	-	
		3	M	-	-	0.7	-	1.2	6.4	4.1	9.1	12.6	10.2	6.6	11.7	5.7	9.2	-	
			F	-	-	-	0.4	1.8	6.4	17.7	16.9	19.4	14.6	4.5	6.6	2.3	-	-	
		4	M	-	-	2.8	-	5.4	19.3	10.4	4.5	-	2.4	-	-	-	-	-	
			F	-	0.6	0.4	8.0	2.3	8.2	16.6	15.1	16.6	12.9	3.8	5.7	1.9	-	-	
5	M	-	0.5	0.8	1.5	3.2	11.1	22.8	23.9	17.7	7.8	4.1	3.5	1.0	1.1	-			
	F	-	0.7	7.2	14.3	17.5	22.7	11.7	5.2	3.5	7.7	1.5	-	-	0.7	-			
T	M	-	0.5	1.9	3.7	5.7	13.1	20.9	20.7	15.3	7.8	3.6	3.8	1.1	1.0	-			
	F	-	1.3	5.0	7.8	8.9	18.9	27.7	17.0	6.9	2.8	1.6	0.8	0.5	-	-			
T	M	-	10.8	27.9	23.8	15.8	14.9	1.9	0.9	2.1	1.9	-	-	-	-	-			
	F	-	4.9	13.7	13.9	11.6	17.4	17.9	10.9	5.1	2.4	1.0	0.5	0.3	-	-			
T	M	-	0.7	2.2	3.5	4.7	11.7	20.3	18.9	12.5	7.3	4.7	3.3	2.1	1.5	-			
	F	-	7.4	20.8	19.4	18.2	16.9	5.3	2.7	2.6	3.4	0.6	1.5	0.2	-	-			

TAB.C6

SALARIES A TEMPS PLEIN SELON LA  
REMUNERATION ANNUELLE BRUTE  
PAR ACTIVITE, SEXE ET QUALIFICATION

( % )

REMUNERATION ANNUELLE BRUTE (MILLIERS D UNITES MONETAIRES NAT.)														S E X E	Q U A L I F I C A T I O N	N A C E	A C T I V I T E
>=36,0 <38,4	>=38,4 <40,8	>=40,8 <43,2	>=43,2 <45,6	>=45,6 <48,0	>=48,0 <50,4	>=50,4 <52,8	>=52,8 <55,2	>=55,2 <57,6	>=57,6 <60,0	>=60,0 <62,4	>=62,4 <64,8	>=64,8	ENS. 106.				
3.8	5.8	2.9	1.9	12.8	4.3	1.7	3.8	2.9	.	3.6	2.9	24.3	100.0	M	1A	645	ARTICLES D HABILLEMENT
3.4	5.3	2.6	1.7	11.6	3.9	1.6	3.4	3.4	.	3.3	2.6	22.8	100.0	F	1A	645	
2.3	2.9	.	4.8	4.7	.	1.6	.	.	.	.	1.7	10.3	100.0	T	1B	645	
2.8	2.2	.	4.5	3.4	2.0	1.2	.	.	.	.	1.2	7.5	100.0	M	2	645	
6.6	4.0	2.6	2.2	3.4	1.3	1.7	.	1.3	2.2	.	.	10.3	100.0	F	2	645	
3.2	.	.	.	.	.	.	.	.	.	.	.	.	100.0	M	3	645	
5.9	3.5	2.0	1.8	2.7	1.0	1.4	.	1.0	1.7	.	.	8.2	100.0	T	3	645	
0.6	0.6	.	.	.	.	.	.	.	.	.	.	0.6	100.0	M	4	645	
0.4	0.3	.	.	.	.	0.2	.	.	.	.	.	0.4	100.0	F	4	645	
.	.	.	.	.	.	.	.	.	.	.	.	.	100.0	T	5	645	
1.9	1.6	0.9	0.8	1.9	0.7	0.7	0.4	0.5	0.5	0.4	0.4	4.6	100.0	M	T	645	
0.2	.	.	.	.	.	.	.	.	.	.	.	0.1	100.0	F	T	645	
1.0	0.7	0.4	0.4	0.8	0.3	0.3	0.2	0.2	0.3	0.2	0.2	2.1	100.0	T	1A	646	
21.5	.	7.9	14.8	.	.	6.2	3.6	.	.	.	.	.	100.0	M	1A	646	
20.1	.	7.3	13.8	.	.	5.8	5.0	.	.	.	.	.	100.0	F	1A	646	
12.6	10.4	.	.	.	.	.	7.4	.	.	.	.	.	100.0	T	1B	646	
9.7	8.0	.	.	.	.	.	5.7	.	.	.	.	.	100.0	M	2	646	
1.8	2.8	0.9	.	.	1.7	.	.	.	.	.	.	.	100.0	F	2	646	
1.7	2.7	0.8	.	.	1.7	.	.	.	.	.	.	.	100.0	T	3	646	
0.7	.	.	.	.	.	.	.	.	.	.	.	.	100.0	M	3	646	
0.7	.	.	.	.	.	.	.	.	.	.	.	.	100.0	F	4	646	
.	.	.	.	.	.	.	.	.	.	.	.	.	100.0	T	5	646	
3.2	1.6	0.9	1.4	0.4	0.8	0.5	0.7	.	.	.	.	.	100.0	M	T	646	
1.5	0.8	0.4	0.7	0.2	0.4	0.2	0.4	.	.	.	.	0.2	100.0	F	T	646	
8.7	6.5	4.1	.	8.6	.	.	4.7	.	.	.	.	4.4	15.8	T	1A	647	
7.9	7.7	3.7	.	7.8	.	.	40.7	.	.	.	.	4.0	14.3	M	1A	647	
4.8	.	.	.	.	.	.	8.2	.	.	.	.	.	100.0	F	1B	647	
4.5	.	.	.	.	.	.	.	.	.	.	.	.	100.0	T	2	647	
.	.	.	.	.	.	.	.	.	.	.	.	.	100.0	M	3	647	
.	.	.	.	.	.	.	.	.	.	.	.	.	100.0	F	4	647	
.	.	.	1.0	.	.	1.0	.	.	.	.	.	.	100.0	T	5	647	
.	.	.	0.8	.	.	0.8	.	.	.	.	.	.	100.0	M	T	647	
1.2	0.7	0.5	0.6	0.3	0.7	0.4	0.9	0.3	.	.	0.3	1.3	100.0	F	T	647	
1.0	0.7	0.4	0.5	0.2	0.6	0.3	1.2	.	.	.	.	0.1	100.0	T	1A	648/649	
6.5	4.7	6.4	2.3	3.0	2.4	5.4	0.9	0.2	.	2.4	4.5	4.3	16.1	M	1A	648/649	
6.1	4.4	6.6	3.3	2.9	2.3	5.7	4.9	.	2.2	4.2	4.1	15.1	100.0	F	1B	648/649	
5.5	5.4	0.9	3.0	1.5	2.2	3.1	.	.	1.4	.	.	.	100.0	T	2	648/649	
4.9	4.8	0.8	2.6	1.4	0.8	1.9	2.8	.	1.2	.	.	.	100.0	M	3	648/649	
1.3	1.9	0.6	0.5	0.6	0.6	3.3	.	.	.	.	.	0.6	100.0	F	4	648/649	
1.1	1.6	0.5	0.5	.	0.5	0.4	2.8	.	.	.	.	0.5	100.0	T	5	648/649	
0.5	0.1	0.1	.	.	.	.	.	.	.	.	.	.	100.0	M	T	648/649	
0.4	0.1	0.1	0.1	.	.	.	.	.	.	.	.	.	100.0	F	1A	648/649	
0.2	.	0.2	.	.	.	.	.	.	.	.	.	.	100.0	T	2	648/649	
0.1	.	0.1	.	.	.	.	.	.	.	.	.	.	100.0	M	3	648/649	
.	.	.	.	.	.	.	.	.	.	.	.	.	100.0	F	4	648/649	
.	.	.	.	.	.	.	.	.	.	.	.	.	100.0	T	5	648/649	
1.1	0.9	0.6	0.4	0.2	0.3	0.4	0.9	.	0.2	0.2	0.2	1.0	100.0	M	T	648/649	
.	.	.	0.3	.	.	0.2	.	.	.	.	.	.	100.0	F	T	648/649	
0.8	0.7	0.5	0.4	0.2	0.2	0.4	0.7	.	0.2	0.2	0.2	0.7	100.0	T	1A	648/649	

TAB.C6

FULL-TIME EMPLOYEES ACCORDING TO GROSS ANNUAL PAY, BY ACTIVITY, SEX AND QUALIFICATION

( % )

ACTIVITY	NACE	QUALIFICATION	SEX	GROSS ANNUAL PAY (NAT. CURRENCY - THOUSANDS OF UNITS)																
				< 4,8	>=4,8 <7,2	>=7,2 <9,6	>=9,6 <12,0	>=12,0 <14,4	>=14,4 <16,8	>=16,8 <19,2	>=19,2 <21,6	>=21,6 <24,0	>=24,0 <26,4	>=26,4 <28,8	>=28,8 <31,2	>=31,2 <33,6	>=33,6 <36,0			
BOOKS, NEWSPRS., STATIONERY, OFFICE SUPPS.	653	1A	M	-	-	-	-	-	-	-	-	-	-	6.2	9.7	-	13.9	-		
			F	-	-	-	-	-	-	-	-	-	-	-	-	-	-	-	-	
			T	-	-	-	-	-	-	-	-	-	-	-	-	-	-	-	-	-
			M	-	-	-	-	-	-	-	5.9	8.6	6.3	12.7	6.1	11.3	11.5	4.6	-	
			F	-	-	-	-	28.9	-	-	-	-	-	-	-	-	-	-	-	-
			T	-	-	-	-	2.9	-	-	6.7	9.3	5.9	11.9	5.7	11.7	10.7	4.3	-	-
		2	M	-	-	2.0	-	-	-	2.0	2.7	5.9	15.9	21.3	16.7	10.9	6.6	5.8	-	-
			F	-	-	-	-	-	-	-	-	-	-	-	-	-	-	-	-	-
			T	-	-	-	-	-	-	-	-	-	-	-	-	-	-	-	-	-
			M	-	-	-	-	-	-	1.7	2.3	6.3	16.0	22.4	17.2	11.5	5.7	5.0	-	-
			F	-	-	2.1	4.2	7.3	12.9	12.5	20.8	16.2	10.4	5.4	3.8	1.8	0.8	-	-	-
			T	-	-	5.5	13.6	12.7	26.1	10.6	12.3	8.9	6.6	1.8	-	-	-	-	-	-
3	M	-	-	3.3	7.4	9.2	17.4	11.9	17.9	13.7	9.1	4.1	2.5	1.5	0.5	-	-	-		
	F	-	-	6.7	8.1	11.9	26.2	16.4	12.0	8.2	3.2	1.6	-	-	-	-	-	-		
	T	-	-	4.7	21.7	26.8	17.5	18.7	7.2	2.5	-	-	-	-	-	-	-	-		
	M	-	-	2.8	14.0	17.2	14.7	22.5	11.9	7.4	4.5	1.9	0.8	-	-	-	-	-		
	F	-	-	-	-	-	-	-	-	-	-	-	-	-	-	-	-	-		
	T	-	-	0.3	3.1	4.2	6.5	13.4	10.7	12.6	11.2	9.4	6.2	4.7	4.7	2.1	-	-		
OTHER RETAIL DISTRIBUTION	654/655	1A	M	-	-	-	-	-	-	-	-	-	-	-	-	-	-	-		
			F	-	-	-	-	-	-	-	-	-	-	-	-	-	-	-	-	
			T	-	-	-	-	-	-	-	-	-	-	-	-	-	-	-	-	-
			M	-	-	-	-	-	-	-	-	-	-	-	-	-	-	-	-	-
			F	-	-	-	-	-	-	-	-	-	-	-	-	-	-	-	-	-
			T	-	-	-	-	-	-	-	-	-	-	-	-	-	-	-	-	-
		1B	M	-	-	-	-	-	-	-	-	-	-	-	-	-	-	-	-	-
			F	-	-	-	-	-	-	-	-	-	-	-	-	-	-	-	-	-
			T	-	-	-	-	-	-	-	-	-	-	-	-	-	-	-	-	-
			M	-	-	-	-	-	-	-	-	-	-	-	-	-	-	-	-	-
			F	-	-	-	-	-	-	-	-	-	-	-	-	-	-	-	-	-
			T	-	-	-	-	-	-	-	-	-	-	-	-	-	-	-	-	-
VARIOUS NON-FOOD PRODUCTS	656	1A	M	0.1	0.4	1.5	3.0	4.1	9.0	12.9	18.2	14.2	9.2	8.1	4.2	3.9	2.2	-	-	
			F	-	0.7	11.2	29.7	16.0	18.1	9.4	4.9	3.1	1.5	2.4	1.3	-	-	-	-	-
			T	-	-	-	-	-	-	-	-	-	-	-	-	-	-	-	-	-
			M	-	-	-	-	-	-	-	-	-	-	-	-	-	-	-	-	-
			F	-	-	-	-	-	-	-	-	-	-	-	-	-	-	-	-	-
			T	-	-	-	-	-	-	-	-	-	-	-	-	-	-	-	-	-
		1B	M	-	-	-	-	-	-	-	-	-	-	-	-	-	-	-	-	-
			F	-	-	-	-	-	-	-	-	-	-	-	-	-	-	-	-	-
			T	-	-	-	-	-	-	-	-	-	-	-	-	-	-	-	-	-
			M	-	-	-	-	-	-	-	-	-	-	-	-	-	-	-	-	-
			F	-	-	-	-	-	-	-	-	-	-	-	-	-	-	-	-	-
			T	-	-	-	-	-	-	-	-	-	-	-	-	-	-	-	-	-
RETAIL TRADE	64/653-656	2	M	-	-	-	-	-	-	-	-	-	-	-	-	-	-	-	-	
			F	-	-	-	-	-	-	-	-	-	-	-	-	-	-	-	-	
			T	-	-	-	-	-	-	-	-	-	-	-	-	-	-	-	-	-
			M	-	-	-	-	-	-	-	-	-	-	-	-	-	-	-	-	-
			F	-	-	-	-	-	-	-	-	-	-	-	-	-	-	-	-	-
			T	-	-	-	-	-	-	-	-	-	-	-	-	-	-	-	-	-
		3	M	-	-	-	-	-	-	-	-	-	-	-	-	-	-	-	-	-
			F	-	-	-	-	-	-	-	-	-	-	-	-	-	-	-	-	-
			T	-	-	-	-	-	-	-	-	-	-	-	-	-	-	-	-	-
			M	-	-	-	-	-	-	-	-	-	-	-	-	-	-	-	-	-
			F	-	-	-	-	-	-	-	-	-	-	-	-	-	-	-	-	-
			T	-	-	-	-	-	-	-	-	-	-	-	-	-	-	-	-	-
4	M	-	-	-	-	-	-	-	-	-	-	-	-	-	-	-	-	-		
	F	-	-	-	-	-	-	-	-	-	-	-	-	-	-	-	-	-		
	T	-	-	-	-	-	-	-	-	-	-	-	-	-	-	-	-	-		
	M	-	-	-	-	-	-	-	-	-	-	-	-	-	-	-	-	-		
	F	-	-	-	-	-	-	-	-	-	-	-	-	-	-	-	-	-		
	T	-	-	-	-	-	-	-	-	-	-	-	-	-	-	-	-	-		
5	M	-	-	-	-	-	-	-	-	-	-	-	-	-	-	-	-	-		
	F	-	-	-	-	-	-	-	-	-	-	-	-	-	-	-	-	-		
	T	-	-	-	-	-	-	-	-	-	-	-	-	-	-	-	-	-		
	M	-	-	-	-	-	-	-	-	-	-	-	-	-	-	-	-	-		
	F	-	-	-	-	-	-	-	-	-	-	-	-	-	-	-	-	-		
	T	-	-	-	-	-	-	-	-	-	-	-	-	-	-	-	-	-		
RETAIL TRADE	64/653-656	1A	M	0.1	3.1	6.6	8.1	10.0	20.7	15.2	11.0	7.5	3.6	2.8	2.0	1.6	1.5	-	-	
			F	-	-	-	-	-	-	-	-	-	-	-	-	-	-	-	-	-
			T	-	-	-	-	-	-	-	-	-	-	-	-	-	-	-	-	-
			M	-	-	-	-	-	-	-	-	-	-	-	-	-	-	-	-	-
			F	-	-	-	-	-	-	-	-	-	-	-	-	-	-	-	-	-
			T	-	-	-	-	-	-	-	-	-	-	-	-	-	-	-	-	-
		1B	M	-	-	-	-	-	-	-	-	-	-	-	-	-	-	-	-	-
			F	-	-	-	-	-	-	-	-	-	-	-	-	-	-	-	-	-
			T	-	-	-	-	-	-	-	-	-	-	-	-	-	-	-	-	-
			M	-	-	-	-	-	-	-	-	-	-	-	-	-	-	-	-	-
			F	-	-	-	-	-	-	-	-	-	-	-	-	-	-	-	-	-
			T	-	-	-	-	-	-	-	-	-	-	-	-	-	-	-	-	-
2	M	-	-	-	-	-	-	-	-	-	-	-	-	-	-	-	-	-		
	F	-	-	-	-	-	-	-	-	-	-	-	-	-	-	-	-	-		
	T	-	-	-	-	-	-	-	-	-	-	-	-	-	-	-	-	-		
	M	-	-	-	-	-	-	-	-	-	-	-	-	-	-	-	-	-		
	F	-	-	-	-	-	-	-	-	-	-	-	-	-	-	-	-	-		
	T	-	-	-	-	-	-	-	-	-	-	-	-	-	-	-	-	-		
3	M	-	-	-	-	-	-	-	-	-	-	-	-	-	-	-	-	-		
	F	-	-	-	-	-	-	-	-	-	-	-	-	-	-	-	-	-		
	T	-	-	-	-	-	-	-	-	-	-	-	-	-	-	-	-	-		
	M	-	-	-	-	-	-	-	-	-	-	-	-	-	-	-	-	-		
	F	-	-	-	-	-	-	-	-	-	-	-	-	-	-	-	-	-		
	T	-	-	-	-	-	-	-	-	-	-	-	-	-	-	-	-	-		
4	M	-	-	-	-	-	-	-	-	-	-	-	-	-	-	-	-	-		
	F	-	-	-	-	-	-	-	-	-	-	-	-	-	-	-	-	-		
	T	-	-	-	-	-	-	-	-	-	-	-	-	-	-	-	-	-		
	M	-	-	-	-	-	-	-	-	-	-	-	-	-	-	-	-	-		
	F	-	-	-	-	-	-	-	-	-	-	-	-	-	-	-	-	-		
	T	-	-	-	-	-	-	-	-	-	-	-	-	-	-	-	-	-		
5	M	-	-	-	-	-	-	-	-	-	-	-	-	-	-	-	-	-		
	F	-	-	-	-	-	-	-	-	-	-	-	-	-	-	-	-	-		
	T	-	-	-	-	-	-	-	-	-	-	-	-	-	-	-	-	-		
	M	-	-	-	-	-	-	-	-	-	-	-	-	-	-	-	-	-		
	F	-	-	-	-	-	-	-	-	-	-	-	-	-	-	-	-	-		
	T	-	-	-	-	-	-	-	-	-	-	-	-	-	-	-	-	-		
T	M	0.1	1.4	4.1	4.9	4.8	11.2	16.3	15.8	12.0	7.1	5.1	3.3	2.9	1.9	-	-	-		
	F	0.3	6.7	18.0	18.4	17.5	19.7	7.7	4.2	2.5	2.0	0.8	0.8	0.3	0.4	-	-	-		
	T	-	-	-	-	-	-	-	-	-	-	-	-	-	-	-	-	-		
	M	-	-	-	-	-	-	-	-	-	-	-	-	-	-	-	-	-		
	F	-	-	-	-	-	-	-	-	-	-	-	-	-	-	-	-	-		
	T	0.2	3.6	9.8	10.4	10.0	14.7	12.7	11.0	8.1	5.0	3.3	2.3	1.9	1.3	-	-	-		



TAB.C6

SALARIES A TEMPS PLEIN SELON LA  
REMUNERATION ANNUELLE BRUTE  
PAR ACTIVITE, SEXE ET QUALIFICATION

( % )

REMUNERATION ANNUELLE BRUTE (MILLIERS D UNITES MONETAIRES NAT.)														SEX E	O U A L I F I C A T I O N	M A C E	A C T I V I T E
>=36,0 <38,4	>=38,4 <40,8	>=40,8 <43,2	>=43,2 <45,6	>=45,6 <48,0	>=48,0 <50,4	>=50,4 <52,8	>=52,8 <55,2	>=55,2 <57,6	>=57,6 <60,0	>=60,0 <62,4	>=62,4 <64,8	>=64,8	EMS T06.				
6.1	5.7	5.6	-	6.4	10.8	4.7	-	-	5.4	-	-	15.6	100.0	M	1A	653	LIVRES, JOURN., PAPIER, EQ. BUREAU
5.8	5.4	7.7	-	6.1	10.3	4.5	-	-	5.1	-	-	14.8	100.0	F	1A	653	LIVRES, JOURN., PAPIER, EQ. BUREAU
4.8	3.6	2.0	2.3	4.3	3.1	3.8	-	-	-	-	-	-	100.0	M	1B	653	LIVRES, JOURN., PAPIER, EQ. BUREAU
4.5	3.4	1.9	2.2	4.0	2.9	3.6	-	-	-	-	-	-	100.0	F	1B	653	LIVRES, JOURN., PAPIER, EQ. BUREAU
5.8	3.4	-	-	-	-	-	-	-	-	-	-	-	100.0	M	2	653	LIVRES, JOURN., PAPIER, EQ. BUREAU
5.0	2.9	-	-	-	-	-	-	-	-	-	-	-	100.0	F	2	653	LIVRES, JOURN., PAPIER, EQ. BUREAU
1.0	-	-	-	-	-	-	-	-	-	-	-	-	100.0	M	3	653	LIVRES, JOURN., PAPIER, EQ. BUREAU
0.7	-	-	-	-	-	-	-	-	-	-	-	-	100.0	F	3	653	LIVRES, JOURN., PAPIER, EQ. BUREAU
-	-	-	-	-	-	-	-	-	-	-	-	-	100.0	M	4	653	LIVRES, JOURN., PAPIER, EQ. BUREAU
-	-	-	-	-	-	-	-	1.0	-	-	-	-	100.0	F	4	653	LIVRES, JOURN., PAPIER, EQ. BUREAU
-	-	-	-	-	-	-	-	0.5	-	-	-	-	100.0	M	5	653	LIVRES, JOURN., PAPIER, EQ. BUREAU
-	-	-	-	-	-	-	-	-	-	-	-	-	100.0	F	5	653	LIVRES, JOURN., PAPIER, EQ. BUREAU
2.2	1.6	0.7	0.5	1.0	1.0	0.9	0.3	0.5	0.4	-	-	0.9	100.0	M	T	653	LIVRES, JOURN., PAPIER, EQ. BUREAU
1.5	1.1	0.6	0.3	0.7	0.6	0.6	0.2	0.3	0.3	0.6	-	0.6	100.0	F	T	653	LIVRES, JOURN., PAPIER, EQ. BUREAU
2.3	27.0	4.9	-	-	-	-	3.9	3.1	2.6	-	-	28.8	100.0	M	1A	654/655	AUTRES COMMERCE DE DETAIL
42.0	-	-	-	-	-	-	-	-	-	-	-	-	100.0	F	1A	654/655	AUTRES COMMERCE DE DETAIL
5.5	24.8	4.5	-	-	-	-	3.6	2.8	2.4	-	-	27.6	100.0	M	1B	654/655	AUTRES COMMERCE DE DETAIL
8.3	7.8	-	2.6	-	-	3.4	-	-	-	2.6	-	-	100.0	F	1B	654/655	AUTRES COMMERCE DE DETAIL
7.0	6.6	-	3.2	-	-	2.9	-	-	-	2.2	-	-	100.0	M	2	654/655	AUTRES COMMERCE DE DETAIL
3.3	1.0	1.7	1.1	-	-	-	-	-	-	-	-	-	100.0	F	2	654/655	AUTRES COMMERCE DE DETAIL
3.1	0.9	1.5	1.0	-	-	-	-	-	-	-	-	-	100.0	M	3	654/655	AUTRES COMMERCE DE DETAIL
0.6	1.1	0.8	0.8	-	-	-	-	-	-	-	-	-	100.0	F	3	654/655	AUTRES COMMERCE DE DETAIL
0.4	0.9	0.6	0.6	-	-	-	-	-	-	-	-	-	100.0	M	4	654/655	AUTRES COMMERCE DE DETAIL
-	-	-	-	-	-	-	-	-	-	-	-	-	100.0	F	4	654/655	AUTRES COMMERCE DE DETAIL
-	-	-	-	-	-	-	-	-	-	-	-	-	100.0	M	5	654/655	AUTRES COMMERCE DE DETAIL
-	-	-	-	-	-	-	-	-	-	-	-	-	100.0	F	5	654/655	AUTRES COMMERCE DE DETAIL
1.3	2.6	0.9	0.6	0.2	0.2	0.4	0.2	0.2	0.2	0.3	0.2	1.8	100.0	M	T	654/655	AUTRES COMMERCE DE DETAIL
0.7	-	-	-	-	-	-	-	-	-	-	-	-	100.0	F	T	654/655	AUTRES COMMERCE DE DETAIL
1.2	2.0	0.7	0.5	0.2	0.1	0.3	0.2	0.1	0.1	0.2	0.2	1.4	100.0	M	1A	656	PRODUITS DIVERS NON ALIMENT.
-	-	-	-	23.6	-	-	-	-	-	-	-	34.6	100.0	F	1A	656	PRODUITS DIVERS NON ALIMENT.
-	-	-	-	23.6	-	-	-	-	-	-	-	34.6	100.0	M	1B	656	PRODUITS DIVERS NON ALIMENT.
7.5	5.7	6.6	2.9	4.4	3.0	6.6	1.5	1.9	0.8	2.0	2.3	14.8	100.0	F	1B	656	PRODUITS DIVERS NON ALIMENT.
7.4	5.1	6.0	2.6	3.9	3.3	5.9	1.4	1.7	0.7	1.8	2.1	13.5	100.0	M	2	656	PRODUITS DIVERS NON ALIMENT.
3.8	1.5	2.1	1.7	-	-	0.9	-	-	-	-	-	0.8	100.0	F	2	656	PRODUITS DIVERS NON ALIMENT.
3.2	1.5	2.8	1.2	-	-	0.7	-	-	-	-	-	0.7	100.0	M	3	656	PRODUITS DIVERS NON ALIMENT.
-	-	-	-	-	-	-	-	-	-	-	-	-	100.0	F	3	656	PRODUITS DIVERS NON ALIMENT.
-	-	-	-	-	-	-	-	-	-	-	-	-	100.0	M	4	656	PRODUITS DIVERS NON ALIMENT.
-	-	-	-	-	-	-	-	-	-	-	-	-	100.0	F	4	656	PRODUITS DIVERS NON ALIMENT.
-	-	-	-	-	-	-	-	-	-	-	-	-	100.0	M	5	656	PRODUITS DIVERS NON ALIMENT.
-	-	-	-	-	-	-	-	-	-	-	-	-	100.0	F	5	656	PRODUITS DIVERS NON ALIMENT.
1.7	1.0	1.2	0.6	0.8	0.4	1.0	0.4	0.3	0.1	0.3	0.3	2.4	100.0	M	T	64/653- 656	COMMERCE DE DETAIL
0.2	-	0.4	-	-	-	-	-	-	-	-	-	0.1	100.0	F	T	64/653- 656	COMMERCE DE DETAIL
1.1	0.6	0.8	0.4	0.5	0.3	0.6	0.2	0.1	0.1	0.2	0.2	1.4	100.0	M	1A	64/653- 656	COMMERCE DE DETAIL
5.7	6.7	5.8	2.0	5.8	4.6	2.6	3.8	1.3	2.1	3.4	2.3	21.0	100.0	F	1A	64/653- 656	COMMERCE DE DETAIL
2.6	2.7	5.5	2.9	2.6	-	2.4	2.6	-	-	-	-	5.0	100.0	M	1B	64/653- 656	COMMERCE DE DETAIL
5.4	6.3	5.7	2.0	5.5	4.1	2.6	3.7	1.4	2.0	3.6	2.1	19.4	100.0	F	1B	64/653- 656	COMMERCE DE DETAIL
6.2	5.3	4.4	3.6	3.0	1.8	4.4	1.5	1.4	1.0	1.1	1.2	7.9	100.0	M	2	64/653- 656	COMMERCE DE DETAIL
3.1	-	-	1.7	0.7	3.5	-	-	-	-	-	-	-	100.0	F	2	64/653- 656	COMMERCE DE DETAIL
5.8	4.5	3.8	3.4	2.6	2.0	3.8	1.3	1.2	0.9	0.9	1.0	6.9	100.0	M	3	64/653- 656	COMMERCE DE DETAIL
4.4	3.4	2.3	2.3	1.1	1.4	0.9	0.8	0.2	0.3	0.1	0.1	2.1	100.0	F	3	64/653- 656	COMMERCE DE DETAIL
0.9	0.7	1.5	-	-	-	0.2	-	-	-	-	-	-	100.0	M	4	64/653- 656	COMMERCE DE DETAIL
3.7	2.8	2.2	1.8	0.9	1.1	0.7	0.6	0.1	0.2	0.1	0.1	1.6	100.0	F	4	64/653- 656	COMMERCE DE DETAIL
0.4	0.5	0.1	0.1	0.1	0.0	-	0.0	-	-	-	-	0.2	100.0	M	5	64/653- 656	COMMERCE DE DETAIL
0.1	-	-	0.1	-	-	-	-	-	-	-	-	-	100.0	F	5	64/653- 656	COMMERCE DE DETAIL
0.3	0.3	0.1	0.1	0.0	0.0	0.0	0.0	0.0	0.0	-	-	0.1	100.0	M	T	64/653- 656	COMMERCE DE DETAIL
0.1	0.1	0.1	0.0	-	0.0	0.1	-	-	0.0	-	-	-	100.0	F	T	64/653- 656	COMMERCE DE DETAIL
-	-	-	-	-	-	-	-	-	-	-	-	0.0	100.0	M	T	64/653- 656	COMMERCE DE DETAIL
-	-	-	-	-	-	-	-	-	-	-	-	0.0	100.0	F	T	64/653- 656	COMMERCE DE DETAIL
1.5	1.3	0.9	0.7	0.6	0.5	0.6	0.4	0.2	0.2	0.2	0.2	1.7	100.0	M	T	64/653- 656	COMMERCE DE DETAIL
0.1	0.1	0.1	0.1	0.0	0.1	0.0	0.0	0.0	0.0	0.0	0.0	0.1	100.0	F	T	64/653- 656	COMMERCE DE DETAIL
0.9	0.8	0.6	0.5	0.4	0.3	0.3	0.2	0.1	0.1	0.1	0.1	1.0	100.0	M	T	64/653- 656	COMMERCE DE DETAIL

TAB.C7

QUANTILES OF DISTRIBUTION  
OF FULL-TIME EMPLOYEES ACCORDING TO  
GROSS MONTHLY PAY CORRECTED  
BY ACTIVITY, SEX AND QUALIFICATION

QUANTILES DE LA DISTRIBUTION  
DES SALARIES A TEMPS PLEIN SELON LA  
REMUNERATION MENSUELLE BRUTE CORRIGEE  
PAR ACTIVITE, SEXE ET QUALIFICATION

ACTIVITY	NACE	Q U A L I F I C A T I O N	S E X	QUANTILES						
				Q(0,10)	Q(0,25)	Q(0,50)	Q(0,75)	Q(0,90)		
AGRIC. PRIMARY PROD., LIVE- STOCK, TEXT.	611	1A	M	2276	2886	4063	5675	7002		
			F	2276	2987	4065	5681	7027		
		1B	M	1869	2310	3216	3972	5440		
			F	1835	2269	3171	3953	5421		
		2	M	1725	2061	2490	3091	4031		
			F	1220	1404	1638	1957	2782		
		3	M	1656	2025	2451	3063	4005		
			F	1435	1607	1856	2191	2603		
		4	M	804	833	1207	1502	1770		
			F	1281	1535	1805	2145	2572		
		5	M	1295	1534	1697	1878	2230		
			F	634	831	1044	1292	1539		
	T	M	1011	1425	1664	1822	2176			
		F	942	1303	1504	1692	1895			
	FUELS, ORES, INDUSTRIAL CHEMICALS	612	1A	M	751	971	1244	1336	1391	
				F	854	1220	1423	1625	1819	
			1B	M	1376	1595	1791	2299	3226	
				F	694	880	1145	1375	1683	
			2	M	1172	1495	1749	2200	3088	
				F	3160	4107	4989	6386	8652	
			3	M	3142	4092	4982	6383	8636	
				F	1881	2780	3599	4697	6121	
			4	M	1261	1352	1633	2102	2985	
				F	1745	2630	3532	4574	6071	
5			M	1905	2270	2788	3406	4123		
			F	1324	1612	2000	2466	2833		
T	M	1820	2189	2701	3334	4010				
	F	1520	1770	2118	2542	3044				
TIMBER, BUILDING MATERIALS	613	1A	M	1009	1253	1559	1919	2280		
			F	1324	1657	1989	2442	2943		
		1B	M	1209	1487	1753	2046	2409		
			F	806	867	1182	1386	1693		
		2	M	989	1284	1639	1955	2329		
			F	1259	1510	1736	1989	2166		
		3	M	1244	1508	1732	1986	2165		
			F	1436	1728	2160	2942	4009		
		4	M	877	1098	1378	1781	2280		
			F	1238	1688	2023	2761	3765		
		MACHINERY, EQUIPMENTS, VEHICLES	614	1A	M	2589	3455	4429	5861	6974
					F	2600	3473	4434	5882	6954
1B	M			2085	2448	2848	3677	4870		
	F			990	1278	2127	3233	3660		
2	M			2014	2409	2914	3629	4696		
	F			1810	2064	2414	2807	3250		
3	M			939	1329	1813	2202	2470		
	F			1751	2031	2386	2786	3232		
4	M			1424	1598	1865	2190	2646		
	F			692	930	1231	1567	1897		
5	M			1299	1539	1822	2164	2622		
	F			1172	1411	1608	1847	2236		
T	M	658	803	1010	1281	1441				
	F	952	1313	1563	1798	2179				
AGRIC. PRIMARY PROD., LIVE- STOCK, TEXT.	611	1A	M	934	1247	1458	1643	1910		
			F	898	1233	1450	1634	1901		
		1B	M	1288	1515	1806	2318	2893		
			F	675	848	1147	1405	1805		
		2	M	1168	1458	1762	2263	2937		
			F	2828	3298	4594	5737	7284		
		3	M	2763	3275	4508	5723	7311		
			F	2001	2400	3193	4078	4874		
		4	M	1112	1643	2276	2753	3199		
			F	1939	2360	3152	4034	4841		
		5	M	1841	2148	2584	3182	3971		
			F	1244	1588	1888	2145	2635		
T	M	1771	2076	2522	3128	3908				
	F	1445	1664	1918	2264	2709				
3	M	1011	1212	1434	1748	2162				
	F	1346	1615	1880	2223	2666				
4	M	1005	1343	1581	1825	2173				
	F	777	915	1158	1404	1644				
5	M	806	1221	1513	1768	2091				
	F	888	1321	1516	1687	1803				
T	M	962	1316	1514	1686	1801				
	F	1332	1612	1857	2563	3461				
T	M	845	1056	1347	1710	2147				
	F	1207	1528	1889	2472	3344				

TAB.C7

QUANTILES OF DISTRIBUTION  
OF FULL-TIME EMPLOYEES ACCORDING TO  
GROSS ANNUAL PAY  
BY ACTIVITY, SEX AND QUALIFICATION

QUANTILES DE LA DISTRIBUTION  
DES SALAIRES A TEMPS PLEIN SELON LA  
REMUNERATION ANNUELLE BRUTE  
PAR ACTIVITE, SEXE ET QUALIFICATION

QUANTILES					SEX	QUALIFICATION	NACE	ACTIVITE
Q(0,10)	Q(0,25)	Q(0,50)	Q(0,75)	Q(0,90)				
28353	40509	52391	73755	103547	M	1A	611	MAT. PREM. AGR., ANIMAUX, TEXTILES
28370	40532	52464	74348	103461	F	1B		
23006	29463	38702	48098	68142	T			
22072	28820	38151	47854	67914	F	2		
19868	24308	28891	34721	41916	T			
12051	14237	19431	23139	32333	F	3		
19133	23776	28637	34468	41640	T			
17505	19787	22581	26150	30910	F	4		
9684	10754	13914	17585	21038	T			
15650	18995	22026	25718	30496	F	5		
15903	17787	19686	21828	24990	T			
7801	9890	12198	15080	18341	F	1A	612	COMBUSTIBLES, MINERAIS, PR. CHIMIQUES
12563	17189	19237	21480	24568	T	1B		
13842	16790	18784	20890	23168	F	2		
8786	10581	12852	15143	16303	T			
10873	14834	17856	20375	22579	F	3		
16985	18793	21705	27722	38815	T			
8515	10458	13003	16349	20696	F	4		
14540	18047	21158	26761	37418	T			
41508	51985	75146			F	5		
41070	51750	75056			T			
29428	37332	45358	60910	76236	F	1A	613	BOIS, MATERIAUX DE CONSTR.
10497	11843	26489	33133	48996	T	1B		
27462	36454	44785	60307	75528	F	2		
22969	27544	33783	40241	49084	T			
16547	20148	24728	30047	37039	F	3		
22052	26683	32965	39636	47547	T			
18256	20936	24917	30428	36170	F	4		
12249	14722	19311	23552	28653	T			
16490	20030	23863	28447	35267	F	5		
15010	18065	21237	24323	27683	T			
9118	11084	13574	16260	19496	F	1A	614	MACHINES, VEHICULES
12078	15861	19915	23563	27073	T	1B		
15904	18326	21382	23877	26210	F	2		
15751	18215	21309	23846	26180	T			
17707	21139	26294	36389	51305	F	3		
10279	12776	16530	22249	28782	T			
15423	19878	25026	34704	48623	F	4		
26683	39214	53175	74921	99864	T			
26815	39256	53194	74819	99378	F	5		
24383	29033	35763	44199	56860	T			
12015	21611	26339	38112	42364	F	1A	614	MACHINES, VEHICULES
23419	28433	35277	43593	56368	T	1B		
20899	24694	28995	33124	38562	F	2		
11453	17782	20808	26770	31007	T			
20272	24287	28710	32935	38382	F	3		
17351	19241	22470	26319	30866	T			
9909	12343	15380	18027	28133	F	4		
16477	18650	22063	26097	30708	T			
14790	17072	19208	21840	25015	F	5		
7624	9382	12383	15310	17438	T			
12660	16281	18808	21492	24875	F	1A	614	MACHINES, VEHICULES
11940	15100	17385	19070	22076	T	1B		
11438	14971	17313	19034	21884	F	2		
15934	18337	21878	27704	35801	T			
8371	10834	14416	18472	26538	F	3		
14806	17826	21407	27237	35204	T			
34129	41918	56711	75262		F	4		
33406	41283	56081	74967		T			
23352	29898	39024	48938	58018	F	5		
16215	21406	29609	34974	44512	T			
23134	29428	38399	48629	57565	F	1A	614	MACHINES, VEHICULES
22384	26083	31517	37440	44867	T	1B		
14920	19033	21886	27157	31048	F	2		
21197	25265	30780	36883	44258	T			
17637	20223	23193	27047	31601	F	3		
11913	14472	17413	20825	25684	T			
16815	19680	22821	26614	31189	F	4		
13171	16616	19072	22269	26107	T			
8893	10893	14175	17009	19851	F	5		
11319	15310	18426	21467	25364	T			
12902	15803	18120	20336	21986	F	1A	614	MACHINES, VEHICULES
12908	15799	18117	20334	21984	T	1B		
16722	19750	23952	31280	41813	F	2		
10204	13016	16667	20753	28780	T			
15264	18954	23289	30397	40510	F	3		

TAB.C7

QUANTILES OF DISTRIBUTION  
OF FULL-TIME EMPLOYEES ACCORDING TO  
GROSS MONTHLY PAY CORRECTED  
BY ACTIVITY, SEX AND QUALIFICATION

QUANTILES DE LA DISTRIBUTION  
DES SALAIRES A TEMPS PLEIN SELON LA  
REMUNERATION MENSUELLE BRUTE CORRIGEE  
PAR ACTIVITE, SEXE ET QUALIFICATION

ACTIVITY	NACE	Q U A L I F I C A T I O N	S E X	QUANTILES						
				Q(0,10)	Q(0,25)	Q(0,50)	Q(0,75)	Q(0,90)		
FURNITURE, HSEHD. GOODS, HARDWARE	615	1A	M	2897	3519	4438	5792	7503		
			F	2891	3500	4435	5773	7490		
		1B	M	2012	2494	3249	4213	4997		
			F	1006	1600	2008	2728	3302		
		2	M	1942	2449	3195	4157	4948		
			F	1682	1948	2298	2837	3507		
		3	M	904	1138	1473	1714	1880		
			F	1531	1817	2193	2752	3386		
		4	M	1404	1620	1860	2142	2490		
			F	830	1091	1348	1624	1883		
		5	M	1278	1545	1812	2106	2448		
			F	1074	1333	1536	1762	2107		
		T	M	718	870	1089	1320	1527		
			F	881	1180	1451	1691	1971		
		TEXTILES, CLOTH- ING, FOOTWR. LEATHERWARE	616	1A	M	826	1205	1437	1642	1836
					F	663	758	956	1283	1432
				1B	M	793	1142	1417	1623	1818
					F	1278	1531	1852	2369	3251
				2	M	765	941	1208	1494	1755
					F	1088	1425	1756	2241	3097
3	M			1939	2980	4262	6145	7529		
	F			1841	3019	4293	6133	7489		
4	M			1926	2413	3391	4166	5103		
	F			769	1188	1386	2260	3498		
5	M			1631	2140	3200	4879	4916		
	F			1673	2007	2431	2952	3598		
T	M			1270	1507	1767	2147	2444		
	F			1684	1934	2362	2882	3541		
FOOD, DRINK, TOBACCO	617			1A	M	1425	1655	1822	2147	2715
					F	906	1188	1341	1613	1820
				1B	M	1216	1492	1804	2168	2594
					F	1116	1345	1558	1808	2049
				2	M	709	870	1119	1328	1520
					F	848	1104	1394	1664	1938
		3	M	800	1182	1372	1576	1779		
			F	584	740	1036	1269	1399		
		4	M	702	966	1291	1518	1729		
			F	1266	1538	1909	2517	3582		
		5	M	743	944	1227	1464	1793		
			F	1000	1329	1722	2283	3280		
		T	M	2436	3085	3899	5575	7326		
			F	2368	3072	3882	5551	7324		
		TOBACCO PRODUCTS	617.6	1A	M	1739	2116	2738	3337	4269
					F	996	1311	1548	1958	2762
				1B	M	1680	2051	2688	3307	4237
					F	1666	1946	2330	2780	3226
				2	M	906	1120	1364	1980	2334
					F	1603	1897	2299	2741	3183
3	M			1331	1542	1800	2039	2372		
	F			754	1023	1211	1450	1815		
4	M			1153	1433	1729	1986	2327		
	F			1007	1324	1530	1731	1962		
5	M			654	787	1023	1273	1408		
	F			811	1200	1460	1682	1912		
T	M			781	1035	1323	1533	1775		
	F			693	750	1047	1298	1524		
T	M			737	995	1284	1518	1748		
	F			1123	1417	1686	2095	2790		
T	M			675	851	1118	1344	1587		
	F			938	1288	1604	1995	2654		
1B	M			-	-	-	-	-		
	F			-	-	-	-	-		
2	M	-	-	-	-	-				
	F	-	-	-	-	-				
3	M	-	-	-	-	-				
	F	-	-	-	-	-				
4	M	-	-	-	-	-				
	F	-	-	-	-	-				
5	M	-	-	-	-	-				
	F	-	-	-	-	-				
T	M	-	-	-	-	-				
	F	-	-	-	-	-				

TAB.C7

QUANTILES OF DISTRIBUTION  
OF FULL-TIME EMPLOYEES ACCORDING TO  
GROSS ANNUAL PAY  
BY ACTIVITY, SEX AND QUALIFICATION

QUANTILES DE LA DISTRIBUTION  
DES SALAIRES A TEMPS PLEIN SELON LA  
REMUNERATION ANNUELLE BRUTE  
PAR ACTIVITE, SEXE ET QUALIFICATION

QUANTILES					SEXE	QUALIFICATION	NACE	ACTIVITE	
Q(0,10)	Q(0,25)	Q(0,50)	Q(0,75)	Q(0,90)					
34485	43156	58157	75288	104302	M	1A	615	MEUBLES, ART. MENAGERS QUINCAILLERIE	
34592	42893	58097	74893	103846	F				
24423	29693	38045	49200	58023	T	1B			
12856	17150	24876	31914	33291	M				
23700	29186	37290	48554	57799	F	2			
20208	23140	27519	33952	39533	M				
18475	13080	17145	20321	21586	F	3			
18261	21827	26353	32198	38682	M				
16912	19432	22098	25301	29660	F	4			
10187	13074	15789	18179	21583	M				
15569	18673	21622	24898	29132	F	5			
13326	15917	18267	20845	24360	M				
8309	10405	13127	15698	17842	F	T			
11016	14852	17455	20188	23458	M	1A	616		TEXTILE, HABILLEMENT, CHAUSSURES
10360	14896	17355	19198	21089	F				
9449	14568	17182	19082	21027	M				
15573	18438	22211	28461	38880	F	1A			
8977	11389	14628	17774	21024	M				
13869	17380	21274	27214	37211	F	1B			
27007	38152	55901	80842		M				
27526	38311	56455	81680		F	2			
23724	28051	38215	49728	62256	M				
14970	16971	19653	24150	38845	F	3			
20773	26008	37717	48780	60469	M				
20932	24579	29215	35404	41537	F	4			
15039	17670	21266	26586	29580	M				
19794	23910	28566	34903	40687	F	5			
17103	19884	22933	28403	31896	M				
10508	13099	15888	19222	23898	F	T			
14683	18162	22022	25785	30800	M	1A	617	PRODUITS ALIM., BOISSONS, TABAC	
14405	16430	18728	21179	23262	F				
8350	10339	13121	15661	17498	M				
10222	13657	16877	19943	22482	F	1B			
9791	13224	16300	18482	20535	M				
5992	8011	11123	14542	16148	F	2			
8079	11538	15456	17922	19857	M				
15565	18743	23141	30818	44691	F	3			
8708	11218	14574	17403	21727	M				
12495	16516	21347	28193	40999	F	4			
31402	37908	46599	69548	159495	M	5			
31283	37509	46359	68377	159074	F	T			
20984	25805	33879	40503	50973	M	1A	617.6		PRODUITS DU TABAC
20178	25306	33172	40217	50711	F				
20101	23465	28009	33140	37986	M	1B			
12653	15561	18462	26317	27825	F	2			
19515	23066	27679	32819	37645	M				
16049	18580	21550	24072	28224	F	3			
9385	11767	14485	18186	22963	M				
14447	17529	20959	23770	27860	F	4			
12833	15672	18148	20581	23412	M				
7736	8265	12289	15288	17071	F	5			
10235	14476	17338	20008	22758	M				
10660	13854	16502	18825	20949	F	T			
7910	8240	12407	14843	16033	M				
10076	12980	16028	18371	20688	F	1A	617.6		
14529	17202	20589	25837	34668	M				
8108	10121	13388	18251	19889	F	1B			
12258	16022	19738	24816	33353	M				
-	-	-	-	-	F	2			
-	-	-	-	-	M				
-	-	-	-	-	F	3			
-	-	-	-	-	M				
-	-	-	-	-	F	4			
-	-	-	-	-	M				
-	-	-	-	-	F	5			
-	-	-	-	-	M				
-	-	-	-	-	F	T			

TAB.C7

QUANTILES OF DISTRIBUTION  
OF FULL-TIME EMPLOYEES ACCORDING TO  
GROSS MONTHLY PAY CORRECTED  
BY ACTIVITY, SEX AND QUALIFICATION

QUANTILES DE LA DISTRIBUTION  
DES SALARIES A TEMPS PLEIN SELON LA  
REMUNERATION MENSUELLE BRUTE CORRIGEE  
PAR ACTIVITE, SEXE ET QUALIFICATION

ACTIVITY	NACE	QUALIFICATION	SEX	QUANTILES						
				Q(0,10)	Q(0,25)	Q(0,50)	Q(0,75)	Q(0,80)		
PHARMACEUTICAL, MEDICAL GDS., CLEANING MAT.	618	1A	M	2852	3191	4140	6461	8489		
			F	2820	3157	4118	6411	8439		
		1B	M	2226	2667	3244	4053	4991		
			F	1313	1688	2069	2390	3065		
		2	M	2050	2536	3149	3847	4910		
			F	1633	1934	2346	2728	3370		
		3	M	1084	1253	1587	2052	2491		
			F	1478	1628	2262	2656	3306		
		4	M	1478	1693	1971	2303	2711		
			F	1011	1210	1437	1687	1972		
		5	M	1254	1539	1836	2187	2605		
			F	1132	1396	1616	1820	2086		
		T	M	801	940	1195	1392	1568		
			F	883	1136	1427	1691	1955		
		PHARMACEUTICALS	618.1	1A	M	1070	1303	1531	1714	1836
					F	717	868	1097	1303	1442
		OTHER WHOLESALE DISTRIBUTION	618	1A	M	829	1099	1359	1639	1776
					F	1441	1706	2103	2689	3553
				1B	M	873	1088	1345	1613	2008
					F	1182	1502	1911	2497	3310
2	M			-	-	-	-	-		
	F			-	-	-	-	-		
3	M			-	-	-	-	-		
	F			-	-	-	-	-		
4	M			-	-	-	-	-		
	F			-	-	-	-	-		
5	M			-	-	-	-	-		
	F			-	-	-	-	-		
T	M			-	-	-	-	-		
	F			-	-	-	-	-		
PAPER, BOOKS, STATIONERY, NEWSPAPERS	618.1/2			1A	M	2651	3328	4815	7582	10881
					F	2150	3294	4518	7471	10868
				1B	M	1951	2447	3286	4172	5157
					F	952	1210	1750	2685	3564
				2	M	1732	2357	3208	4111	5097
					F	1752	2148	2540	3053	3649
		3	M	919	1253	1609	1974	2316		
			F	1605	1987	2454	2976	3570		
		4	M	1454	1677	1956	2312	2713		
			F	980	1230	1431	1691	1972		
		5	M	1303	1565	1875	2225	2638		
			F	1041	1403	1623	1865	2152		
		T	M	765	925	1191	1429	1661		
			F	869	1173	1482	1755	2044		
		PHARMACEUTICALS	618.1	1A	M	858	1200	1420	1618	1893
					F	659	815	1147	1340	1553
		1B	M	816	1104	1380	1590	1856		
			F	1300	1590	1963	2360	3531		
		2	M	818	1008	1300	1574	1920		
			F	1071	1431	1805	2392	3311		
3	M	-	-	-	-	-				
	F	-	-	-	-	-				
4	M	-	-	-	-	-				
	F	-	-	-	-	-				
5	M	-	-	-	-	-				
	F	-	-	-	-	-				
T	M	-	-	-	-	-				
	F	-	-	-	-	-				

TAB.C7

QUANTILES OF DISTRIBUTION  
OF FULL-TIME EMPLOYEES ACCORDING TO  
GROSS ANNUAL PAY  
BY ACTIVITY, SEX AND QUALIFICATION

QUANTILES DE LA DISTRIBUTION  
DES SALAIRES A TEMPS PLEIN SELON LA  
REMUNERATION ANNUELLE BRUTE  
PAR ACTIVITE, SEXE ET QUALIFICATION

QUANTILES					SEX	QUALIFICATION	MACE	ACTIVITE
Q(0,10)	Q(0,25)	Q(0,50)	Q(0,75)	Q(0,90)				
34451	40369	55254	88343	124620	M	1A	618	PR. PHARM., MEDICAUX, D-ENTRETIEN
33983	40164	54195	87511	124336	F	1B		
25519	32233	39717	48413	61363	M			
15744	19133	24463	29081	34035	F			
23464	30445	38394	48234	58866	T			
18039	22415	27647	33207	40528	M	2		
12766	14101	20781	26188	30973	F			
16489	21784	27095	32687	39869	T			
18292	20650	24083	28342	33237	M	3		
11809	14174	17104	20333	23504	F			
15600	19088	22647	27059	32173	T			
14487	17068	19434	21675	24848	M	4		
9620	11472	13981	16331	18566	F			
10861	14052	17453	20501	23508	T			
11238	15160	17270	19510	21151	M	5		
7813	9360	12563	14302	16859	F			
8978	12703	15936	18572	20658	T			
17280	20505	25388	32932	43890	M	T		
10491	12918	15921	18738	24687	F			
14244	18444	23432	30842	41165	T			
-	-	-	-	-	M	1A	618.1	PRODUITS PHARM.
-	-	-	-	-	F			
-	-	-	-	-	T			
-	-	-	-	-	M	1B		
-	-	-	-	-	F			
-	-	-	-	-	T			
-	-	-	-	-	M	2		
-	-	-	-	-	F			
-	-	-	-	-	T			
-	-	-	-	-	M	3		
-	-	-	-	-	F			
-	-	-	-	-	T			
-	-	-	-	-	M	4		
-	-	-	-	-	F			
-	-	-	-	-	T			
32881	40038	58834	93400	157858	M	1A	619	AUTRES COMMERCES DE GROS
30402	39630	57777	91744	157592	F			
23690	30601	40493	50116	62435	M	1B		
11830	17840	27416	36967	42335	F			
22774	29672	38665	49522	61846	T			
22148	26288	31365	38888	43639	M	2		
15231	18626	22518	25710	34564	F			
21089	25284	30800	36578	43263	T			
17780	20515	23745	27966	32881	M	3		
11392	13852	17462	21628	23927	F			
15999	19600	23015	27217	32117	T			
13160	17008	19462	22412	26016	M	4		
8824	11569	14481	17557	19834	F			
11132	14584	18204	21239	24787	T			
10768	14836	17681	20263	23040	M	5		
7896	9932	13776	18402	18790	F			
10432	14446	17346	18802	22813	T			
16347	18575	24226	32039	44344	M	T		
10170	12505	15958	18935	23834	F			
13878	18017	22787	30261	41878	T			
-	-	-	-	-	M	1A	619.1/2	PAPIER, LIVRES, JOURNEAUX
-	-	-	-	-	F			
-	-	-	-	-	T			
-	-	-	-	-	M	1B		
-	-	-	-	-	F			
-	-	-	-	-	T			
-	-	-	-	-	M	2		
-	-	-	-	-	F			
-	-	-	-	-	T			
-	-	-	-	-	M	3		
-	-	-	-	-	F			
-	-	-	-	-	T			
-	-	-	-	-	M	4		
-	-	-	-	-	F			
-	-	-	-	-	T			
-	-	-	-	-	M	5		
-	-	-	-	-	F			
-	-	-	-	-	T			

TAB.C7

QUANTILES OF DISTRIBUTION  
OF FULL-TIME EMPLOYEES ACCORDING TO  
GROSS MONTHLY PAY CORRECTED  
BY ACTIVITY, SEX AND QUALIFICATION

QUANTILES DE LA DISTRIBUTION  
DES SALAIRES A TEMPS PLEIN SELON LA  
REMUNERATION MENSUELLE BRUTE CORRIGEE  
PAR ACTIVITE, SEXE ET QUALIFICATION

ACTIVITY	NACE	Q U A L I F I C A T I O N	S E X	QUANTILES				
				Q(0,10)	Q(0,25)	Q(0,50)	Q(0,75)	Q(0,90)
WHOLESALE TRADE	61	1A	M	2690	3296	4327	6022	7582
			F	1277	2232	3376	4979	6056
		1B	M	2644	3281	4307	5979	7541
			F	1955	2430	3177	4062	5062
		2	M	1067	1338	1879	2584	3339
			F	1853	2353	3120	4000	5003
		3	M	1746	2058	2470	2999	3695
			F	1038	1320	1710	2066	2488
		4	M	1648	1882	2407	2945	3628
			F	1424	1638	1895	2224	2652
		5	M	879	1116	1367	1667	1984
			F	1274	1551	1838	2173	2592
		T	M	1088	1387	1598	1816	2158
			F	708	877	1112	1346	1582
		T	M	800	1230	1515	1760	2072
			F	856	1202	1443	1655	1899
		T	M	632	793	1091	1308	1432
			F	807	1125	1405	1623	1833
		T	M	1283	1550	1878	2446	3244
			F	764	967	1251	1543	1930
T	M	1102	1444	1784	2332	3174		
	F	1895	2807	3860	4458	5953		
FOOD, DRINK, TOBACCO	641/642	1A	M	1671	2189	2978	4436	5891
			F	1776	1931	2461	3535	4379
		1B	M	1673	1893	2438	3459	4286
			F	1697	1943	2386	2940	3482
		2	M	990	1468	1821	2181	2866
			F	1666	1916	2362	2924	3451
		3	M	1189	1467	1731	1982	2312
			F	652	850	1175	1371	1575
		4	M	921	1262	1692	1909	2215
			F	668	836	1175	1617	1880
		5	M	552	671	826	1060	1288
			F	606	719	926	1278	1670
		T	M	-	-	-	-	-
			F	-	-	-	-	-
		T	M	788	1131	1623	1969	2520
			F	573	689	876	1158	1372
		T	M	644	816	1218	1728	2183
			F	3279	3762	5274	5945	7130
		1A	M	1634	2595	3816	5226	5353
			F	2558	3594	4869	5624	6759
1B	M	2065	2450	3337	3872	4151		
	F	1060	1358	2049	2679	3801		
2	M	1107	1514	2340	3433	4081		
	F	1686	2023	2623	3040	3174		
3	M	1124	1270	1488	1951	2227		
	F	1137	1289	1535	2039	2402		
4	M	1208	1492	1854	2241	2378		
	F	1074	1207	1412	1728	2085		
5	M	1078	1218	1434	1769	2125		
	F	1148	1310	1502	1702	1899		
T	M	642	755	1016	1279	1380		
	F	675	888	1259	1486	1733		
T	M	-	-	-	-	-		
	F	-	-	-	-	-		
T	M	1248	1488	1828	3040	5240		
	F	1020	1191	1395	1798	2169		
T	M	1042	1221	1458	1929	2444		
	F	2277	2751	3144	3672	5862		
1A	M	1955	2713	3154	3631	5942		
	F	1401	2040	2381	2588	2873		
1B	M	1431	2033	2402	2628	2804		
	F	1459	1591	1925	2236	2605		
2	M	924	1168	1623	1734	2201		
	F	1409	1548	1810	2146	2551		
3	M	1238	1388	1641	1873	2200		
	F	546	738	1105	1445	1825		
4	M	670	1038	1405	1751	2112		
	F	667	823	1198	1499	1667		
5	M	583	724	946	1254	1383		
	F	602	749	998	1301	1520		
T	M	-	-	-	-	-		
	F	-	-	-	-	-		
T	M	1024	1334	1641	2102	2730		
	F	576	737	984	1326	1642		
T	M	642	871	1280	1674	2285		
	F	-	-	-	-	-		



TAB.C7

QUANTILES OF DISTRIBUTION  
OF FULL-TIME EMPLOYEES ACCORDING TO  
GROSS ANNUAL PAY  
BY ACTIVITY, SEX AND QUALIFICATION

QUANTILES DE LA DISTRIBUTION  
DES SALAIRES A TEMPS PLEIN SELON LA  
REMUNERATION ANNUELLE BRUTE  
PAR ACTIVITE, SEXE ET QUALIFICATION

QUANTILES					SEX	QUALIFICATION	NACE	ACTIVITE
Q(0,10)	Q(0,25)	Q(0,50)	Q(0,75)	Q(0,90)				
32441	40387	54221	79502	.	M	1A	61	COMMERCE DE GROS
15791	26730	37092	55747	.	F	T		
32030	40133	53896	78871	.	M	1B		
23594	28987	38729	48023	61338	F	2		
13449	18168	25272	31788	39866	M	3		
22854	29091	38057	48444	60690	F	4		
20947	24721	29772	35592	42661	M	5		
12723	16566	20696	25778	30533	F	T		
19878	23929	29154	35090	42028	M	1A	641/642	PR. ALIMENTAIRES, BOISSONS, TABAC
17278	19809	22788	28549	31304	F	1B		
10589	13194	16415	20320	24613	M	2		
15700	19020	22254	28082	30854	F	3		
13848	16773	19009	21673	25232	M	4		
8336	10419	13289	16069	18654	F	5		
11222	15111	18215	21101	24434	M	T		
11267	15044	17543	19822	22553	F	1A	643	PHARMACIES
7521	9190	12276	14811	16354	M	1B		
10483	14488	17147	19564	22254	F	2		
15889	18846	22901	29909	40634	M	3		
8186	11678	15056	18916	23951	F	4		
14184	17791	21973	28679	39144	M	5		
24004	31477	36540	49662	77517	F	T		
19775	25935	34331	48804	73865	M	1A	644	ART. MEDICAUX, PRODUITS D'ENTRETIEN
20197	24211	30706	42446	52285	F	1B		
19327	23635	29661	41331	51731	M	2		
20460	23747	30112	37337	44064	F	3		
11879	14290	19684	23837	25906	M	4		
19949	23196	29479	36719	43782	F	5		
14023	17433	20782	24026	27804	M	T		
8893	11316	13837	16464	18977	F	1A	643	PHARMACIES
11616	15125	19127	23209	26932	M	1B		
7717	9704	14849	18794	23254	F	2		
6519	7951	9606	12582	15241	M	3		
7170	8479	11134	15006	20627	F	4		
-	-	-	-	-	M	5		
-	-	-	-	-	F	T		
9297	14643	19918	24821	32441	M	1A	643	PHARMACIES
6956	8301	10620	13859	16593	F	1B		
7783	10084	15669	21814	28489	M	2		
41213	51425	67433	81716	.	F	3		
20985	40247	47633	60959	.	M	4		
38478	46170	61333	71588	.	F	5		
25306	28515	37735	44260	49846	M	T		
14979	18661	26668	30666	43858	F	1A	644	ART. MEDICAUX, PRODUITS D'ENTRETIEN
15747	23778	28892	37785	45395	M	1B		
19732	23854	30219	36777	38161	F	2		
13265	15165	17971	23206	25740	M	3		
13464	15402	18788	24120	27914	F	4		
15843	18143	22939	27390	29057	M	5		
13073	14933	17085	21268	24996	F	T		
13186	15062	17469	21849	25543	M	1A	644	ART. MEDICAUX, PRODUITS D'ENTRETIEN
13487	15714	17846	19852	21384	F	1B		
5877	7959	11934	14228	16575	M	2		
6787	11355	15238	18279	20517	F	3		
-	-	-	-	-	M	4		
-	-	-	-	-	F	5		
15153	17665	22178	37750	68039	M	T		
12367	14598	16990	22208	25800	F	1A	644	ART. MEDICAUX, PRODUITS D'ENTRETIEN
12613	14971	17981	23882	29716	M	1B		
22254	32158	38147	45000	78558	F	2		
21254	31700	38266	42892	77996	M	3		
14536	22854	27826	31038	34587	F	4		
12747	21627	27652	31104	34949	M	5		
17719	20274	24073	29183	31151	F	T		
16832	18990	22399	25929	30718	M	1A	644	ART. MEDICAUX, PRODUITS D'ENTRETIEN
14480	17049	19445	22714	26920	F	1B		
7452	10185	14781	18486	26204	M	2		
9681	14266	17833	21820	26663	F	3		
8685	11693	15575	18388	21283	M	4		
6453	8309	11209	14794	17881	F	5		
6657	8653	11909	15831	19106	M	T		
-	-	-	-	-	F	T		
13183	16773	20288	26499	34424	M	1A	644	ART. MEDICAUX, PRODUITS D'ENTRETIEN
8748	8762	12289	16168	20734	F	1B		
7733	10898	15895	21102	28280	M	2		

TAB.C7

QUANTILES OF DISTRIBUTION  
OF FULL-TIME EMPLOYEES ACCORDING TO  
GROSS MONTHLY PAY CORRECTED  
BY ACTIVITY, SEX AND QUALIFICATION

QUANTILES DE LA DISTRIBUTION  
DES SALAIRES A TEMPS PLEIN SELON LA  
REMUNERATION MENSUELLE BRUTE CORRIGEE  
PAR ACTIVITE, SEXE ET QUALIFICATION

ACTIVITY	NACE	Q U A L I F I C A T I O N	S E X	QUANTILES						
				Q(0,10)	Q(0,25)	Q(0,50)	Q(0,75)	Q(0,90)		
CLOTHING	645	1A	M	2384	2810	4039	5123	5950		
			F	1959	2602	3857	4819	5828		
		1B	M	1558	1958	2388	3074	4008		
			F	1107	1610	2021	2524	2840		
		2	M	1445	1867	2269	2860	3832		
			F	1679	1898	2514	3413	4825		
		3	M	1350	1564	1870	2395	2825		
			F	1600	1816	2286	3127	4484		
		4	M	1303	1517	1758	2057	2443		
			F	809	1142	1361	1582	1852		
		5	M	1025	1289	1556	1865	2231		
			F	874	1234	1451	1705	2030		
		T	M	668	840	1065	1290	1466		
			F	694	885	1161	1386	1682		
		FOOTWEAR, LEATHER GOODS	646	1A	M	1203	1443	1759	2261	3411
					F	711	801	1167	1388	1722
1B	M			788	1031	1353	1769	2456		
	F			348	2572	3177	3921	4358		
2	M			357	2604	3258	3991	4390		
	F			1789	2037	2702	3180	3807		
3	M			1631	1757	2384	3091	3581		
	F			1465	1687	2021	2489	3155		
4	M			1014	1098	1439	1585	2334		
	F			1430	1634	1896	2457	3135		
5	M			1076	1426	1747	2143	2676		
	F			714	870	1118	1369	1768		
T	M			823	1038	1434	1816	2457		
	F			668	861	1230	1545	1887		
FURN. FABRICS, HOUSEHOLD TEXTILES	647			1A	M	526	666	834	1002	1213
					F	543	682	862	1084	1354
		1B	M	918	1375	1790	2338	3088		
			F	556	685	878	1105	1362		
		2	M	614	779	1059	1621	2355		
			F	1976	2286	2783	4059	5882		
		3	M	1829	2284	2973	4274	4995		
			F	1829	2059	2461	3080	3637		
		4	M	1471	1874	2416	3025	3577		
			F	1508	1786	2003	2364	2741		
		5	M	1425	1710	1977	2349	2750		
			F	1402	1509	1690	1914	2148		
		T	M	961	1135	1331	1561	1827		
			F	1232	1482	1852	1886	2134		
		HOUSEHOLD FITMENTS, APPLIANCES	648/649	1A	M	811	1174	1452	1681	1886
					F	658	821	1089	1260	1423
1B	M			735	1086	1322	1590	1811		
	F			1045	1409	1847	1953	2470		
2	M			692	807	1146	1372	1643		
	F			803	1235	1552	1876	2351		
3	M			1915	2652	3372	4443	5907		
	F			1876	2584	3351	4359	5867		
4	M			1662	1801	2486	3026	3696		
	F			961	1248	1371	2202	2584		
5	M			1481	1822	2380	2855	3654		
	F			1526	1817	2046	2539	3119		
T	M			1006	1069	1174	1800	1955		
	F			1240	1697	1875	2394	3078		
T	M			1255	1490	1711	1933	2240		
	F			713	847	1274	1585	2181		
T	M	1041	1398	1660	1911	2214				
	F	770	1122	1411	1643	1804				
T	M	604	713	903	1178	1371				
	F	664	848	1235	1523	1791				
T	M	980	1370	1655	1975	2606				
	F	620	758	891	1299	1701				
T	M	754	1098	1504	1863	2385				
	F									

TAB.C7

QUANTILES OF DISTRIBUTION  
OF FULL-TIME EMPLOYEES ACCORDING TO  
GROSS ANNUAL PAY  
BY ACTIVITY, SEX AND QUALIFICATION

QUANTILES DE LA DISTRIBUTION  
DES SALAIRES A TEMPS PLEIN SELON LA  
REMUNERATION ANNUELLE BRUTE  
PAR ACTIVITE, SEXE ET QUALIFICATION

QUANTILES					SEX	QUALIFICATION	NACE	ACTIVITE
Q(0.10)	Q(0.25)	Q(0.50)	Q(0.75)	Q(0.90)				
29133	33262	46938	64193	77420	M	1A	645	ARTICLES D HABILLEMENT
21498	31275	46283	62750	74128	F	1B		
19473	24702	30176	43916	51809	T			
13116	16428	23084	29008	36891	F			
16514	22478	28320	37776	57000	T	2		
19438	23176	30158	42015	65766	F			
15587	18084	21938	28220	34532	T	3		
17934	21851	28285	38087	58382	F			
15645	18048	21042	24585	29587	T	4		
10431	13094	15860	19168	23122	F			
12252	15113	18551	22532	28753	T	5		
10527	14837	17308	20207	23493	F			
7823	9879	12136	15024	18938	T			
8188	10407	13538	18545	20165	F			
-	-	-	-	-	T			
14627	17337	21325	28666	45460	M	1A	646	CHAUSSURES, MAROQUINERIE
8337	10570	13560	16517	20801	F	1B		
9481	12311	16378	21855	31385	T			
28821	31782	37307	44388	51858	F	2		
28546	31914	37567	44711	53085	T	3		
19592	23209	30905	38106	48078	F			
16435	20611	25868	36696	43304	T	1A		
17837	20125	24108	28723	34760	F	1B		
7576	10318	15081	17976	23705	T	2		
17323	19555	23741	28401	34392	F			
14061	16768	20594	24202	28116	T	3		
8176	10397	13439	15951	18665	F			
10206	13570	17323	22194	28922	T	4		
8585	10727	15237	18943	21920	F			
6569	8141	10097	11831	14292	T	5		
6889	8425	10504	12997	16607	F			
-	-	-	-	-	T			
12218	17203	21516	27420	35785	M	1A	647	TISSUS D AMEUBLEMENT
6915	8470	10607	13189	16184	F	1B		
7753	9993	14250	21244	28698	T			
24680	28667	39267	56869	75700	F	2		
23348	28319	39366	54859	75304	T	3		
22442	24780	29550	35236	41745	F			
20914	24025	29030	34932	40673	T	1A		
18886	21837	23828	29528	32845	F	1B		
17317	21179	23652	29219	32608	T	2		
15116	17800	20310	23088	26224	F			
11642	13544	15780	18504	24282	T	3		
13914	17173	19786	22817	26045	F			
10690	14751	17447	20314	23652	T	4		
8838	9379	11980	14903	18488	F			
9108	11955	15960	19046	22513	T	5		
-	-	-	-	-	F			
13217	16924	20144	24207	32007	T			
7739	10438	13529	16265	19558	F	1A	648/649	
10926	15095	18846	23362	31101	T	1B		
20970	30101	41833	59951	73680	F	2		
20504	29304	41487	58279	72490	T	3		
19893	23000	29348	35774	44881	F			
11975	15011	16416	25189	29677	T	1A		
17286	22105	28174	35136	44318	F	1B		
19326	21359	24787	28364	34845	T	2		
12267	12953	14097	18418	21213	F			
15493	19991	23805	27740	33534	T	3		
15265	17632	20216	23121	28834	F			
9953	12387	15492	18605	26224	T	4		
13637	16811	19688	22943	28739	F			
10698	14632	17487	19934	22709	T	5		
7831	8424	10743	13903	16284	F			
8882	10886	15216	18611	21530	T			
-	-	-	-	-	F			
-	-	-	-	-	T			
13784	17052	20068	24145	31363	M	1A	648/649	
7598	9235	12318	15788	20974	F	1B		
9788	14357	18527	22952	29373	T			

TAB.C7

QUANTILES OF DISTRIBUTION  
OF FULL-TIME EMPLOYEES ACCORDING TO  
GROSS MONTHLY PAY CORRECTED  
BY ACTIVITY, SEX AND QUALIFICATION

QUANTILES DE LA DISTRIBUTION  
DES SALAIRES A TEMPS PLEIN SELON LA  
REMUNERATION MENSUELLE BRUTE CORRIGEE  
PAR ACTIVITE, SEXE ET QUALIFICATION

ACTIVITY	NACE	Q U A L I F I C A T I O N	S E X	QUANTILES						
				Q(0,10)	Q(0,25)	Q(0,50)	Q(0,75)	Q(0,90)		
BOOKS, NEWSPRS., STATIONERY, OFFICE SUPPS.	653	1A	M	2539	2749	3566	4101	6362		
			F	2462	2732	3510	4072	6280		
		1B	M	1645	1896	2654	3188	4249		
			F	1517	1907	2592	3113	4195		
		2	M	1715	1929	2275	2705	3185		
			F	1600	1896	2159	2381	2669		
		3	M	1706	1924	2249	2657	3160		
			F	1169	1389	1689	1990	2367		
		4	M	914	1152	1391	1684	1951		
			F	1057	1293	1592	1911	2281		
		5	M	822	1107	1344	1592	1932		
			F	640	775	982	1225	1398		
		T	M	689	874	1170	1411	1716		
			F	-	-	-	-	-		
		OTHER RETAIL DISTRIBUTION	654/655	1A	M	1053	1326	1714	2250	2945
					F	676	849	1111	1387	1775
				1B	M	800	1088	1441	1956	2646
					F	2193	3186	4279	5205	6541
				2	M	2065	3058	4253	5066	6475
					F	1777	2025	2655	3166	3828
3	M			1258	1346	1799	2412	2566		
	F			1657	1946	2522	2980	3596		
4	M			1601	1896	2177	2820	3148		
	F			1376	1512	1772	2248	2474		
5	M			1538	1774	2154	2756	3117		
	F			1337	1623	1832	2063	2528		
T	M			800	896	1078	1474	1801		
	F			947	1373	1740	1977	2425		
VARIOUS NON-FOOD PRODUCTS	656			1A	M	924	1263	1584	1909	2230
					F	759	940	1217	1488	1816
				1B	M	838	1101	1415	1790	2134
					F	-	-	-	-	-
				2	M	-	-	-	-	-
					F	-	-	-	-	-
		3	M	1182	1483	1813	2191	2898		
			F	783	930	1221	1538	1927		
		4	M	915	1265	1675	2042	2723		
			F	1432	3521	4469	5808	6389		
		RETAIL TRADE	64/653- 656	1A	M	1432	3521	4469	5808	6389
					F	-	-	-	-	-
				1B	M	1432	3521	4469	5808	6389
					F	2160	2546	3183	4156	5664
				2	M	1789	2084	2576	2760	2943
					F	2107	2510	3019	3988	5552
				3	M	1719	1909	2182	2550	3053
					F	1444	1551	1760	2258	2908
				4	M	1581	1783	2104	2501	3026
					F	1366	1505	1690	1907	2240
5	M			1056	1243	1383	1549	1798		
	F			1207	1362	1554	1793	2071		
T	M			789	1099	1380	1589	1858		
	F			632	834	1098	1308	1432		
RETAIL TRADE	64/653- 656			1A	M	686	915	1240	1449	1693
					F	-	-	-	-	-
				1B	M	-	-	-	-	-
					F	-	-	-	-	-
				2	M	977	1340	1634	2084	2878
					F	688	924	1234	1413	1693
		3	M	805	1123	1416	1791	2450		
			F	1973	2713	3538	4633	6002		
		4	M	1266	1631	2617	3832	5284		
			F	1858	2623	3472	4581	5946		
		5	M	1817	2181	2765	3543	4610		
			F	1180	1426	2048	2622	2846		
		T	M	1675	2056	2637	3406	4432		
			F	1649	1873	2210	2780	3410		
		3	M	1124	1378	1656	2074	2562		
			F	1456	1753	2101	2643	3284		
		4	M	1249	1480	1725	1970	2320		
			F	810	1056	1307	1537	1888		
		5	M	1012	1302	1590	1889	2196		
			F	732	974	1361	1642	1919		
T	M	606	732	947	1222	1383				
	F	640	803	1102	1400	1718				
T	M	-	-	-	-	-				
	F	-	-	-	-	-				
T	M	908	1322	1666	2053	2777				
	F	631	792	1067	1343	1641				
T	M	709	988	1373	1800	2366				
	F	-	-	-	-	-				

TAB.C7

QUANTILES OF DISTRIBUTION  
OF FULL-TIME EMPLOYEES ACCORDING TO  
GROSS ANNUAL PAY  
BY ACTIVITY, SEX AND QUALIFICATION

QUANTILES DE LA DISTRIBUTION  
DES SALAIRES A TEMPS PLEIN SELON LA  
REMUNERATION ANNUELLE BRUTE  
PAR ACTIVITE, SEXE ET QUALIFICATION

QUANTILES					SEX	QUALIFICATION	RACE	ACTIVITE
Q(0,10)	Q(0,25)	Q(0,50)	Q(0,75)	Q(0,90)				
27346	32180	41680	52532	85387	M	1A	653	LIVRES, JOURN., PAPIER, EQ. BUREAU
27230	31908	41346	51846	84423	F	1B		
18218	24033	30145	37968	49480	M	2		
17951	22517	29575	37089	48927	F	3		
21369	23772	26718	31105	36874	M	4		
20383	23122	25571	28200	30382	F	5		
21166	23677	26464	30526	38528	M	T		
13211	16525	20471	23859	28044	F	1A	654/655	AUTRES COMMERCE DE DETAIL
10398	13123	16079	20473	24112	M	1B		
11775	15110	19316	23004	28556	F	2		
10192	13789	16409	20063	23733	M	3		
7783	9444	11715	14951	17009	F	4		
8404	10720	14524	17528	21379	M	5		
-	-	-	-	-	F	T		
12830	16321	21412	27547	36292	M	1A	654/655	AUTRES COMMERCE DE DETAIL
8276	10332	13658	17031	22623	F	1B		
9900	13588	18332	24756	32379	M	2		
28093	38571	40792	70061	100552	F	3		
25942	37038	40513	68636	98683	M	4		
20825	24072	31882	37243	44090	F	5		
14692	15994	19194	26078	30142	M	T		
19098	23080	30027	36253	43402	F	1A	656	PRODUITS DIVERS NON ALIMENT.
18064	22099	27305	32114	36331	M	1B		
15216	18578	23502	28642	38863	F	2		
17911	21879	27022	31881	35879	M	3		
16242	19130	21972	26223	28090	F	4		
9686	10501	11893	16151	20233	M	5		
11257	16316	20605	24703	28394	F	T		
11546	15258	18799	21644	24517	M	1A	656	PRODUITS DIVERS NON ALIMENT.
8655	10471	13046	16027	18888	F	1B		
9946	12755	16693	20596	23638	M	2		
-	-	-	-	-	F	3		
-	-	-	-	-	M	4		
14647	18090	21744	27146	35027	F	5		
9185	10657	13259	16706	21604	M	T		
11035	15320	20168	25485	32771	F	1A	656	PRODUITS DIVERS NON ALIMENT.
36227	45760	53186	66359	103248	M	1B		
36227	45760	53186	66359	103248	F	2		
25951	31667	39439	52178	77087	M	3		
20349	25115	32854	35107	37226	F	4		
24781	31325	37785	51245	73626	M	5		
20275	22494	25721	30076	37082	F	T		
16195	17889	20474	25869	33068	M	1A	64/653- 656	COMMERCE DE DETAIL
18399	21011	24732	29314	36530	F	1B		
16159	17877	19975	22397	28619	M	2		
12175	14373	15854	17815	20793	F	3		
13564	15706	18211	21079	23897	M	4		
10052	14127	16587	19100	21858	F	5		
7448	9564	12825	15432	16735	M	T		
8140	11041	14844	17301	20288	F	1A	64/653- 656	COMMERCE DE DETAIL
-	-	-	-	-	M	1B		
-	-	-	-	-	F	2		
12865	16392	19830	25066	38473	M	3		
8090	10967	14562	16616	20183	F	4		
9685	13718	17026	21676	30504	M	5		
24871	32364	42704	61171	78684	F	T		
15029	19247	24357	42693	60184	M	1A	64/653- 656	COMMERCE DE DETAIL
21176	31082	41685	60039	77448	F	1B		
21712	26213	33592	44507	60488	M	2		
14184	17322	24939	31255	35856	F	3		
19924	24928	32359	42622	56998	M	4		
19738	22486	26649	33461	42449	F	5		
13301	15985	19269	24337	28838	M	T		
17269	20875	25285	31810	40453	F	1A	64/653- 656	COMMERCE DE DETAIL
14999	17695	20538	23697	27818	M	1B		
10149	12771	15451	18271	22604	F	2		
12365	15513	18904	22665	28514	M	3		
8898	12476	16727	19820	22867	F	4		
7208	8671	11222	14353	18437	M	5		
7627	9660	13453	17149	20764	F	T		
-	-	-	-	-	M	1A	64/653- 656	COMMERCE DE DETAIL
-	-	-	-	-	F	1B		
-	-	-	-	-	M	2		
11757	16471	20291	25485	34801	F	3		
7601	9599	12901	16113	20175	M	4		
8727	12235	17034	22333	29917	F	5		



Series **D**  
Série **D**

TAB.D1

EMPLOYEES ACCORDING TO ACTIVITY, SEX, QUALIFICATION, SIZE OF ENTERPRISE AND TYPE OF EMPLOYMENT

( % )

ACTIVITY	NACE	QUALIFICATION	SEX	TYPE OF EMPLOYMENT					REGIME DE TRAVAIL		TYPE OF EMPLOYMENT			
				FULL-TIME					TEMPS-PLEIN		PART-TIME			
				SIZE OF ENTERPRISE (NUMBER OF EMPLOYEES)										
10	50	100	200	500	>= 1000	(*)	TOT.	10	50	100	200			
49	99	199	499	999			ENS.	49	99	199	499			
AGRIC. PRIMARY PROD., LIVESTOCK, TEXT.	611	1A	M	86.3	6.0	-	5.2	-	-	100.0	-	-	-	-
			F	-	-	-	-	-	-	-	-	-	-	-
			T	86.1	6.0	-	5.3	-	-	100.0	-	-	-	-
			M	62.9	14.4	6.8	15.9	-	-	100.0	-	-	-	-
			F	-	-	-	-	-	-	-	-	-	-	-
			T	63.9	14.0	6.6	15.5	-	-	100.0	-	-	-	-
		2	M	52.0	14.0	9.5	24.5	-	-	100.0	-	-	-	-
			F	56.4	-	-	-	-	-	100.0	-	-	-	-
			T	52.2	13.4	9.6	24.7	-	-	100.0	-	-	-	-
			M	55.5	12.7	7.6	24.1	-	-	100.0	85.6	-	-	-
			F	62.2	-	12.4	20.7	-	-	100.0	61.2	-	-	-
			T	56.3	11.9	8.1	23.7	-	-	100.0	73.7	-	-	-
	4	M	63.5	7.4	6.6	22.5	-	-	100.0	-	-	-	-	
		F	54.8	12.7	10.0	22.5	-	-	100.0	62.4	8.2	7.3	22.1	
		T	62.3	8.1	7.1	22.5	-	-	100.0	60.2	8.5	7.6	23.8	
		M	35.1	19.4	14.7	30.8	-	-	100.0	-	-	-	-	
		F	38.1	48.8	-	13.1	-	-	100.0	-	-	-	-	
		T	35.9	26.5	11.2	26.5	-	-	100.0	52.0	23.7	-	-	
	T	M	59.2	10.7	7.6	22.5	-	-	100.0	52.7	27.4	-	-	
		F	54.6	15.8	9.0	20.6	-	-	100.0	66.1	-	-	-	
		T	58.6	11.3	7.7	22.3	-	-	100.0	60.9	10.1	13.2	15.8	
		M	58.6	11.3	7.7	22.3	-	-	100.0	61.9	10.7	11.5	16.0	
		F	70.4	8.7	2.9	-	-	-	100.0	-	-	-	-	
		T	70.6	8.6	2.9	-	-	-	100.0	-	-	-	-	
FUELS, ORES, INDUSTRIAL CHEMICALS	612	1A	M	51.6	10.2	11.6	-	-	100.0	-	-	-	-	
			F	91.8	-	-	-	-	-	100.0	-	-	-	
			T	53.9	9.7	10.9	-	-	-	100.0	-	-	-	
			M	38.1	13.0	12.8	-	-	-	100.0	-	-	-	
			F	50.7	18.8	10.7	-	-	-	100.0	77.8	-	-	
			T	39.4	12.8	12.6	-	-	-	100.0	82.8	-	-	
		2	M	39.7	20.0	9.1	-	-	100.0	83.8	-	-	-	
			F	48.5	20.4	9.5	-	-	100.0	38.1	12.0	11.2	-	
			T	41.5	20.1	9.2	-	-	100.0	46.0	9.9	9.3	-	
			M	46.5	20.2	14.1	-	-	100.0	85.2	-	-	-	
			F	35.0	18.8	14.6	-	-	100.0	53.7	23.6	5.4	-	
			T	43.8	19.9	14.2	-	-	100.0	59.4	20.6	4.4	-	
	4	M	20.4	13.2	4.9	-	-	100.0	-	-	-	-		
		F	-	-	-	-	-	-	-	-	-	-		
		T	20.9	13.0	4.9	-	-	100.0	77.5	-	-	-		
		M	42.6	16.5	11.1	-	-	100.0	70.6	-	-	-		
		F	44.3	17.7	11.6	-	-	100.0	83.1	-	-	-		
		T	42.9	16.7	11.2	-	-	100.0	53.0	19.4	6.4	-		
	613	1A	M	84.1	5.5	7.1	-	-	100.0	58.9	17.1	5.2	-	
			F	-	-	-	-	-	-	-	-	-	-	
			T	83.9	5.9	7.0	-	-	100.0	-	-	-	-	
			M	52.9	19.3	18.4	-	-	100.0	-	-	-	-	
			F	84.8	-	-	-	-	100.0	-	-	-	-	
			T	55.0	18.3	17.9	-	-	100.0	-	-	-	-	
2		M	53.9	18.9	15.2	-	-	100.0	-	-	-	-		
		F	71.3	-	-	-	-	100.0	-	-	-	-		
		T	55.0	18.2	15.4	-	-	100.0	-	-	-	-		
		M	51.8	18.0	15.0	-	-	100.0	-	-	-	-		
		F	58.5	14.5	17.0	-	-	100.0	62.7	-	-	17.0		
		T	52.4	17.7	15.2	-	-	100.0	63.0	-	-	15.7		
4	M	52.3	16.3	19.4	-	-	100.0	67.0	-	-	-			
	F	54.6	14.0	15.9	-	-	100.0	60.7	11.5	12.0	-			
	T	52.6	16.0	19.0	-	-	100.0	62.6	11.5	14.8	-			
	M	55.1	8.4	19.1	-	-	100.0	86.1	-	-	-			
	F	-	-	-	-	-	100.0	73.3	-	-	-			
	T	55.8	8.1	18.7	-	-	100.0	77.3	-	-	-			
T	M	53.7	16.5	17.0	-	-	100.0	71.9	11.0	14.8	-			
	F	58.8	13.1	16.1	-	-	100.0	63.3	11.3	11.8	-			
	T	54.2	16.2	16.9	-	-	100.0	65.7	11.2	12.7	-			
	M	73.5	16.6	5.7	3.4	-	-	100.0	-	-	-			
	F	-	-	-	-	-	-	-	-	-	-			
	T	74.2	16.4	5.4	3.3	-	-	100.0	-	-	-			
MACHINERY, EQUIPMENTS, VEHICLES	614	1A	M	45.5	19.8	18.1	11.7	-	100.0	-	-	-	-	
			F	59.5	-	-	-	-	-	100.0	-	-	-	
			T	46.1	20.3	17.4	11.3	-	-	100.0	-	-	-	
			M	34.6	23.5	14.8	14.0	-	-	100.0	-	-	-	
			F	46.3	34.2	13.8	-	-	100.0	-	-	-	-	
			T	35.6	24.4	14.7	13.1	-	-	100.0	-	-	-	
		2	M	32.0	21.2	14.1	19.3	-	100.0	-	-	-	-	
			F	35.9	28.9	17.2	12.8	-	100.0	45.1	32.1	13.7	-	
			T	32.4	22.0	14.4	18.6	-	100.0	45.7	31.0	13.1	-	
			M	34.8	24.6	19.4	15.6	-	100.0	38.6	42.6	-	-	
			F	36.0	23.2	18.7	16.0	-	100.0	46.5	22.5	12.8	11.7	
			T	35.1	24.3	19.3	15.7	-	100.0	45.1	26.2	12.8	10.7	
	4	M	43.7	19.1	16.4	12.2	-	100.0	-	-	-	-		
		F	-	-	-	-	-	-	-	-	-	-		
		T	44.0	19.1	16.3	12.1	-	100.0	69.3	19.0	-	-		
		M	36.1	22.2	15.8	15.9	-	100.0	52.8	31.7	-	-		
		F	38.7	26.6	16.8	12.8	-	100.0	47.5	25.1	13.1	8.8		
		T	36.4	22.7	15.9	15.6	-	100.0	48.5	26.4	12.3	7.8		



TAB.D1

SALARIES SELON L ACTIVITE, LE SEXE,  
LA QUALIFICATION, LA TAILLE DE L ENTREPRISE  
ET LE REGIME DE TRAVAIL

( % )

REGIME DE TRAVAIL TEMPS-PARTIEL		ALL TYPES OF EMPLOYMENT		ENS. DES REGIMES DE TRAVAIL		SEXE	QUALIFICATION	NACE	ACTIVITE
TAILLE DE L ENTREPRISE (NOMBRE DE SALARIES)									
500 - 999	>= 1000	(°) TOG. ENS.	10 - 49	50 - 99	100 - 199				
-	-	-	86.3	6.0	-	5.2	-	-	100.0
-	-	-	86.2	6.0	-	5.3	-	-	100.0
-	-	-	62.9	14.4	6.8	15.9	-	-	100.0
-	-	-	63.7	13.9	7.0	15.4	-	-	100.0
-	-	-	51.9	14.0	9.4	24.6	-	-	100.0
-	-	-	66.1	-	-	-	-	-	100.0
-	-	-	52.7	13.3	9.5	24.6	-	-	100.0
-	100.0	-	56.3	12.5	7.5	23.7	-	-	100.0
-	100.0	-	62.0	-	14.2	20.1	-	-	100.0
-	100.0	-	57.1	11.3	8.4	23.2	-	-	100.0
-	100.0	-	63.3	7.4	6.7	22.6	-	-	100.0
-	100.0	-	57.3	11.2	9.1	22.3	-	-	100.0
-	100.0	-	62.1	8.1	7.1	22.6	-	-	100.0
-	100.0	-	36.0	20.4	14.1	29.4	-	-	100.0
-	100.0	-	43.5	39.0	-	8.0	-	-	100.0
-	100.0	-	38.5	26.6	12.6	22.3	-	-	100.0
-	100.0	-	59.3	10.8	7.5	22.4	-	-	100.0
-	100.0	-	56.6	14.0	10.3	19.1	-	-	100.0
-	100.0	-	58.8	11.3	8.0	21.9	-	-	100.0
-	-	-	70.7	8.6	-	2.9	-	-	100.0
-	-	-	70.9	8.5	2.9	-	-	-	100.0
-	-	-	51.6	10.1	11.6	-	-	-	100.0
-	-	-	92.3	-	-	-	-	-	100.0
-	-	-	54.1	9.7	10.8	-	-	-	100.0
-	-	-	38.6	12.9	-	-	-	-	100.0
-	100.0	-	55.2	9.8	9.6	-	-	-	100.0
-	100.0	-	40.6	12.5	12.3	-	-	-	100.0
-	100.0	-	40.3	19.7	8.9	-	-	-	100.0
-	100.0	-	46.2	18.6	9.8	-	-	-	100.0
-	100.0	-	41.8	19.5	9.2	-	-	-	100.0
-	100.0	-	47.9	19.7	13.6	-	-	-	100.0
-	100.0	-	41.5	20.5	11.4	-	-	-	100.0
-	100.0	-	45.9	20.0	12.9	-	-	-	100.0
-	100.0	-	21.5	13.8	4.8	-	-	-	100.0
-	100.0	-	76.7	-	-	-	-	-	100.0
-	100.0	-	25.2	14.2	4.5	-	-	-	100.0
-	100.0	-	43.4	16.3	10.9	-	-	-	100.0
-	100.0	-	46.8	18.1	10.1	-	-	-	100.0
-	100.0	-	44.1	16.7	10.7	-	-	-	100.0
-	-	-	84.2	5.4	7.1	-	-	-	100.0
-	-	-	84.0	5.8	6.9	-	-	-	100.0
-	-	-	53.1	19.2	18.4	-	-	-	100.0
-	-	-	84.8	-	-	-	-	-	100.0
-	-	-	55.1	18.3	17.8	-	-	-	100.0
-	-	-	54.2	18.8	15.1	-	-	-	100.0
-	-	-	71.2	-	-	-	-	-	100.0
-	100.0	-	55.3	18.2	15.3	-	-	-	100.0
-	100.0	-	51.9	18.1	15.0	-	-	-	100.0
-	100.0	-	59.6	13.8	17.0	-	-	-	100.0
-	100.0	-	52.8	17.6	15.2	-	-	-	100.0
-	100.0	-	52.7	16.2	19.5	-	-	-	100.0
-	100.0	-	56.4	13.2	14.7	-	-	-	100.0
-	100.0	-	53.3	15.7	18.7	-	-	-	100.0
-	100.0	-	56.5	8.0	18.2	-	-	-	100.0
-	100.0	-	73.5	-	-	-	-	-	100.0
-	100.0	-	58.5	7.7	16.6	-	-	-	100.0
-	100.0	-	54.0	16.4	16.9	-	-	-	100.0
-	100.0	-	60.1	12.6	14.8	-	-	-	100.0
-	100.0	-	54.8	15.9	16.7	-	-	-	100.0
-	-	-	73.7	16.4	5.7	3.4	-	-	100.0
-	-	-	74.4	16.2	5.4	3.2	-	-	100.0
-	-	-	46.0	19.6	18.0	11.5	-	-	100.0
-	-	-	60.0	-	-	-	-	-	100.0
-	-	-	46.7	20.0	17.1	11.3	-	-	100.0
-	100.0	-	34.7	23.5	14.8	14.0	-	-	100.0
-	100.0	-	48.8	32.8	13.3	-	-	-	100.0
-	100.0	-	36.0	24.3	14.7	13.0	-	-	100.0
-	100.0	-	32.1	21.2	14.0	19.2	-	-	100.0
-	100.0	-	38.7	29.8	16.2	10.3	-	-	100.0
-	100.0	-	33.1	22.4	14.3	17.9	-	-	100.0
-	100.0	-	35.0	25.1	19.2	15.3	-	-	100.0
-	100.0	-	39.6	23.0	16.7	14.5	-	-	100.0
-	100.0	-	36.2	24.5	18.5	15.1	-	-	100.0
-	100.0	-	46.0	19.7	15.2	11.3	-	-	100.0
-	100.0	-	47.1	19.1	15.3	10.6	-	-	100.0
-	100.0	-	36.4	22.3	15.7	15.8	-	-	100.0
-	100.0	-	41.4	26.1	15.7	11.5	-	-	100.0
-	100.0	-	37.2	22.8	15.7	15.1	-	-	100.0

TAB.D1

EMPLOYEES ACCORDING TO ACTIVITY, SEX, QUALIFICATION, SIZE OF ENTERPRISE AND TYPE OF EMPLOYMENT

( % )

ACTIVITY	NACE	O U A L I F I C A T I O N	S E X	TYPE OF EMPLOYMENT		REGIME DE TRAVAIL				TYPE OF EMPLOYMENT						
				FULL-TIME		TEMPS-PLEIN				PART-TIME						
				SIZE OF ENTERPRISE (NUMBER OF EMPLOYEES)												
				10	50	100	200	500	>=	TOT.	10	50	100	200		
				49	99	199	499	899	1000	(*)	ENS.	49	99	199	499	
FURNITURE, HSEHD. GOODS, HARDWARE	615	1A	M	70.0	18.6	-	5.6	-	-	100.0	-	-	-	-		
			F	70.5	18.3	-	5.5	-	-	100.0	-	-	-	-		
		1B	M	37.0	22.1	7.9	8.5	-	-	100.0	-	-	-	-		
			F	37.4	23.1	7.8	8.4	-	-	100.0	-	-	-	-		
		2	M	34.9	15.6	8.6	12.9	-	-	100.0	-	-	-	-		
			F	19.8	9.5	-	-	-	-	100.0	77.1	-	-	-		
		3	M	33.1	14.9	7.7	12.1	-	-	100.0	76.3	-	-	-		
			F	30.6	25.7	15.0	8.2	-	-	100.0	-	-	-	-		
		4	M	43.3	20.7	13.5	7.5	-	-	100.0	50.8	22.5	12.5	12.3		
			F	32.1	25.1	14.8	8.1	-	-	100.0	50.4	20.3	15.4	10.6		
		5	M	33.7	22.1	13.6	7.9	-	-	100.0	54.7	23.4	-	-		
			F	40.5	20.4	13.6	8.6	-	-	100.0	42.1	19.7	11.6	9.8		
		T	M	35.5	21.7	13.6	8.1	-	-	100.0	43.6	20.2	11.1	8.7		
			F	38.1	23.3	11.8	10.7	-	-	100.0	-	-	-	-		
		TEXTILES, CLOTH- ING, FOOTWR. LEATHERWARE	616	1A	M	89.0	12.1	-	-	-	-	100.0	-	-	-	-
					F	89.0	12.1	-	-	-	-	100.0	-	-	-	-
				1B	M	51.6	15.0	12.6	-	-	-	100.0	-	-	-	-
					F	89.9	-	-	-	-	-	100.0	100.0	-	-	-
				2	M	56.4	13.7	11.0	-	-	-	100.0	100.0	-	-	-
					F	48.6	16.2	6.1	-	-	-	100.0	-	-	-	-
3	M			51.6	30.1	-	-	-	-	100.0	90.1	-	-	-		
	F			48.9	17.5	6.2	-	-	-	100.0	86.0	-	-	-		
4	M			51.9	15.3	12.8	-	-	-	100.0	100.0	-	-	-		
	F			51.9	22.3	14.2	-	-	-	100.0	64.8	14.3	14.3	-		
5	M			51.9	16.9	13.1	-	-	-	100.0	71.8	11.5	11.4	-		
	F			32.0	18.1	15.5	-	-	-	100.0	57.1	-	29.9	-		
T	M			38.9	15.4	12.5	-	-	-	100.0	41.9	16.1	23.7	-		
	F			34.8	17.0	14.3	-	-	-	100.0	43.1	15.4	24.2	-		
FOOD, DRINK, TOBACCO	617			1A	M	33.8	10.3	15.4	-	-	-	100.0	85.5	-	-	-
					F	46.0	27.5	-	-	-	-	100.0	44.5	22.2	12.1	-
				1B	M	37.1	15.0	13.3	-	-	-	100.0	50.8	18.7	10.9	-
					F	46.1	15.5	11.9	-	-	-	100.0	78.5	-	13.6	-
				2	M	46.3	18.8	11.6	-	-	-	100.0	53.3	14.7	17.4	-
					F	46.1	16.4	11.8	-	-	-	100.0	56.4	13.2	16.8	-
		3	M	75.7	13.6	7.7	-	-	-	100.0	-	-	-	-		
			F	74.9	14.5	7.7	-	-	-	100.0	-	-	-	-		
		4	M	55.6	18.4	10.7	2.9	12.4	-	100.0	-	-	-	-		
			F	54.9	17.6	11.4	4.3	11.9	-	100.0	-	-	-	-		
		5	M	39.8	27.5	13.2	8.1	11.4	-	100.0	-	-	-	-		
			F	75.4	-	-	-	-	-	100.0	-	-	-	-		
		T	M	42.0	26.6	12.6	7.9	10.8	-	100.0	76.2	-	-	-		
			F	44.8	27.1	13.2	6.6	8.2	-	100.0	-	-	-	-		
		4	M	43.8	31.0	16.9	4.3	4.1	-	100.0	41.7	41.2	-	-		
			F	44.7	27.7	13.8	6.3	7.6	-	100.0	39.9	38.3	12.4	-		
		5	M	51.9	20.9	13.9	3.9	9.4	-	100.0	53.7	-	-	-		
			F	39.5	26.4	20.2	4.1	9.8	-	100.0	43.6	19.4	27.9	25.1		
		T	M	49.5	21.9	15.1	4.0	9.5	-	100.0	46.9	15.7	21.8	11.8		
			F	51.7	19.5	14.6	7.8	6.5	-	100.0	54.2	-	-	-		
T	M	34.2	18.5	13.9	32.3	-	-	100.0	77.1	-	-	-				
	F	49.4	19.4	14.5	11.1	5.7	-	100.0	69.0	-	15.1	-				
T	M	49.6	22.8	13.3	5.5	8.0	-	100.0	54.5	7.8	13.7	19.1				
	F	41.7	26.1	17.8	7.8	6.7	-	100.0	51.1	21.8	19.2	4.9				
TOBACCO PRODUCTS	617.6	1A	M	48.4	23.3	13.9	5.8	8.5	-	100.0	52.1	17.8	17.6	8.9		
			F	-	-	-	-	-	-	-	-	-	-	-		
		1B	M	-	-	-	-	-	-	-	-	-	-	-		
			F	-	-	-	-	-	-	-	-	-	-	-		
		2	M	-	-	-	-	-	-	-	-	-	-	-		
			F	-	-	-	-	-	-	-	-	-	-	-		
		3	M	-	-	-	-	-	-	-	-	-	-	-		
			F	-	-	-	-	-	-	-	-	-	-	-		
		4	M	-	-	-	-	-	-	-	-	-	-	-		
			F	-	-	-	-	-	-	-	-	-	-	-		
		5	M	-	-	-	-	-	-	-	-	-	-	-		
			F	-	-	-	-	-	-	-	-	-	-	-		
		T	M	-	-	-	-	-	-	-	-	-	-	-		
			F	-	-	-	-	-	-	-	-	-	-	-		

TAB.D1

SALARIES SELON L ACTIVITE, LE SEXE,  
LA QUALIFICATION, LA TAILLE DE L ENTREPRISE  
ET LE REGIME DE TRAVAIL

( % )

REGIME DE TRAVAIL TEMPS-PARTIEL		ALL TYPES OF EMPLOYMENT		ENS. DES REGIMES DE TRAVAIL		SEX E	O U A L I F I C A T I O N	M A C E	A C T I V I T E
TAILLE DE L ENTREPRISE (NOMBRE DE SALARIES)									
500 - 999	>= 1000	(°) T O G . E N S .	10 - 49	50 - 99	100 - 199				
-	-	-	69.8	18.3	-	5.5	-	-	100.0
-	-	-	70.4	18.0	-	5.4	-	-	100.0
-	-	-	36.9	22.5	7.9	8.5	-	-	100.0
-	-	-	-	41.5	-	-	-	-	100.0
-	-	-	-	23.4	8.1	8.3	-	-	100.0
-	-	-	37.1	15.5	8.5	12.9	-	-	100.0
-	-	-	35.1	9.6	-	6.7	-	-	100.0
-	100.0	-	32.7	14.6	7.6	12.0	-	-	100.0
-	100.0	-	34.8	15.2	15.2	8.2	-	-	100.0
-	100.0	-	30.7	25.5	13.2	8.9	-	-	100.0
-	100.0	-	45.4	21.3	14.8	8.3	-	-	100.0
-	100.0	-	33.1	24.8	13.5	7.7	-	-	100.0
-	100.0	-	34.3	22.2	12.9	9.0	-	-	100.0
-	100.0	-	41.1	20.2	13.3	8.2	-	-	100.0
-	100.0	-	36.6	21.5	11.8	10.1	-	-	100.0
-	100.0	-	39.6	23.4	-	-	-	-	100.0
-	100.0	-	58.2	19.3	-	-	-	-	100.0
-	100.0	-	42.7	22.8	12.0	10.0	-	-	100.0
-	100.0	-	34.8	22.0	12.3	9.0	-	-	100.0
-	100.0	-	41.9	19.4	11.7	8.6	-	-	100.0
-	100.0	-	36.3	21.5	12.2	8.9	-	-	100.0
-	100.0	-	80.3	11.4	-	-	-	-	100.0
-	-	-	-	80.1	11.8	-	-	-	100.0
-	-	-	-	52.1	14.9	12.4	-	-	100.0
-	100.0	-	95.8	-	-	-	-	-	100.0
-	100.0	-	63.2	11.6	9.3	-	-	-	100.0
-	-	-	49.0	16.0	6.2	-	-	-	100.0
-	100.0	-	60.5	23.2	-	-	-	-	100.0
-	100.0	-	50.3	16.8	6.4	-	-	-	100.0
-	100.0	-	53.0	14.9	12.5	-	-	-	100.0
-	100.0	-	54.9	20.4	14.2	-	-	-	100.0
-	100.0	-	53.5	16.4	13.0	-	-	-	100.0
-	100.0	-	32.9	17.7	16.0	-	-	-	100.0
-	100.0	-	40.0	15.7	16.7	-	-	-	100.0
-	100.0	-	36.6	16.7	16.4	-	-	-	100.0
-	100.0	-	37.2	9.6	14.7	-	-	-	100.0
-	100.0	-	45.3	24.8	10.0	-	-	-	100.0
-	100.0	-	40.6	15.9	12.7	-	-	-	100.0
-	100.0	-	47.0	15.2	11.9	-	-	-	100.0
-	100.0	-	48.8	17.3	13.7	-	-	-	100.0
-	100.0	-	47.6	15.9	12.5	-	-	-	100.0
-	100.0	-	75.8	13.5	7.7	-	-	-	100.0
-	-	-	-	75.2	14.3	7.6	-	-	100.0
-	-	-	-	56.1	18.2	10.6	2.9	12.2	-
-	-	-	-	54.8	-	-	-	-	100.0
-	100.0	-	56.0	17.1	11.3	4.1	11.5	-	100.0
-	-	-	-	40.3	27.2	13.2	8.0	11.3	-
-	-	-	-	74.3	-	-	-	-	100.0
-	100.0	-	42.8	26.0	12.6	8.1	10.6	-	100.0
-	100.0	-	44.7	27.0	13.5	6.6	8.3	-	100.0
-	100.0	-	43.2	33.7	14.5	4.4	4.2	-	100.0
-	100.0	-	44.4	28.3	13.7	6.2	7.5	-	100.0
-	100.0	-	52.0	20.3	13.7	4.8	9.2	-	100.0
-	100.0	-	40.6	24.6	22.2	4.4	8.2	-	100.0
-	100.0	-	49.3	21.4	15.7	4.7	8.0	-	100.0
-	100.0	-	51.8	19.0	14.6	8.2	6.4	-	100.0
-	100.0	-	50.4	13.6	14.5	20.8	-	-	100.0
-	100.0	-	51.5	17.9	14.6	10.6	5.3	-	100.0
-	100.0	-	49.7	22.4	13.3	5.8	8.7	-	100.0
3.1	-	-	100.0	44.3	24.9	18.2	7.0	5.7	100.0
3.6	-	-	100.0	48.7	22.8	14.2	6.1	8.2	100.0

TAB.D1

EMPLOYEES ACCORDING TO ACTIVITY, SEX,  
QUALIFICATION, SIZE OF ENTERPRISE  
AND TYPE OF EMPLOYMENT

( 2 )

ACTIVITY	NACE	Q U A L I F I C A T I O N	S E X	TYPE OF EMPLOYMENT FULL-TIME							REGIME DE TRAVAIL	TYPE OF EMPLOYMENT PART-TIME					
											TEMPS-PLEIN						
				SIZE OF ENTERPRISE (NUMBER OF EMPLOYEES)													
				10	50	100	200	500	>=	(*)	TOT.	10	50	100	200		
-	-	-	-	-	-	-	EMS.	-	-	-	-	-					
						1000			49	99	199	499					
PHARMACEUTICAL, MEDICAL GDS., CLEANING MAT.	618	1A	M	64.3	8.7	8.2	-	-	100.0	-	-	-	-				
			F	-	-	-	-	-	-	-	-	-	-				
		1B	M	64.4	8.4	8.0	-	-	100.0	-	-	-	-				
			F	34.6	14.3	12.9	-	-	100.0	-	-	-	-				
		2	M	29.4	15.0	-	-	-	100.0	-	-	-	-				
			F	34.2	14.3	13.1	-	-	100.0	-	52.0	-	-				
		3	M	51.4	9.0	11.4	-	-	100.0	-	-	-	-				
			F	60.6	11.0	12.0	-	-	100.0	50.0	-	-	-				
		4	M	52.6	9.3	11.5	-	-	100.0	50.0	-	-	-				
			F	27.2	17.5	18.0	-	-	100.0	-	-	-	-				
		5	M	27.5	21.0	17.8	-	-	100.0	42.0	13.3	10.2	-				
			F	27.3	18.4	17.9	-	-	100.0	42.6	13.3	10.2	-				
	T	M	28.9	12.0	17.6	-	-	100.0	-	42.6	-	-					
		F	24.2	16.9	16.4	-	-	100.0	25.7	17.3	10.5	-					
	PHARMACEUTICALS	618.1	1A	M	26.8	14.2	17.1	-	-	100.0	25.0	19.6	9.5	-			
				F	23.3	15.9	14.0	-	-	100.0	-	-	-	-			
			1B	M	27.0	31.4	30.4	-	-	100.0	30.8	29.6	-	-			
				F	24.7	21.5	19.9	-	-	100.0	36.6	25.9	-	-			
			2	M	36.5	13.5	14.9	-	-	100.0	37.5	28.7	-	-			
				F	30.9	18.5	17.1	-	-	100.0	34.4	17.4	9.6	-			
			3	M	35.2	14.7	15.4	-	-	100.0	34.7	18.4	9.0	-			
				F	-	-	-	-	-	-	-	-	-	-			
			4	M	-	-	-	-	-	-	-	-	-	-			
				F	-	-	-	-	-	-	-	-	-	-			
5			M	-	-	-	-	-	-	-	-	-	-				
			F	-	-	-	-	-	-	-	-	-	-				
T	M	-	-	-	-	-	-	-	-	-	-						
	F	-	-	-	-	-	-	-	-	-	-						
OTHER WHOLESALE DISTRIBUTION	619	1A	M	79.0	8.8	7.3	3.4	-	100.0	-	-	-	-				
			F	-	-	-	-	-	-	-	-	-	-				
		1B	M	79.8	8.5	7.0	3.3	-	100.0	-	-	-	-				
			F	52.8	15.3	15.9	5.3	-	100.0	-	-	-	-				
		2	M	68.1	20.8	-	-	-	100.0	-	-	-	-				
			F	54.2	15.8	15.1	4.9	-	100.0	-	24.7	-	-				
		3	M	41.5	12.7	17.3	17.2	-	100.0	-	-	-	-				
			F	72.0	10.8	9.0	6.6	-	100.0	92.4	-	-	-				
		4	M	45.0	12.4	16.3	15.9	-	100.0	84.4	-	-	-				
			F	42.0	12.1	20.5	12.0	-	100.0	-	-	-	-				
		5	M	52.5	13.6	17.6	10.8	-	100.0	68.0	7.8	16.4	-				
			F	43.9	12.4	20.0	11.8	-	100.0	63.8	8.6	17.0	6.8				
	T	M	31.2	11.9	29.8	12.5	-	100.0	46.8	-	-	-					
		F	33.2	13.7	23.2	9.0	-	100.0	33.1	15.6	20.5	6.1					
	PAPER, BOOKS, STATIONERY, NEWSPAPERS	619.1/2	1A	M	31.9	12.5	27.5	11.3	-	100.0	34.5	14.5	20.4	6.8			
				F	50.9	10.3	21.3	7.4	-	100.0	52.4	-	32.0	-			
			1B	M	55.6	-	-	-	-	100.0	86.1	-	9.7	-			
				F	51.5	9.8	21.0	6.7	-	100.0	80.7	-	13.3	-			
			2	M	42.3	12.2	21.5	11.7	-	100.0	43.3	10.2	24.2	11.2			
				F	44.7	13.3	19.4	8.7	-	100.0	57.2	10.3	15.8	4.2			
			3	M	42.8	12.4	21.1	11.0	-	100.0	55.4	10.3	16.9	5.1			
				F	-	-	-	-	-	-	-	-	-	-			
			4	M	-	-	-	-	-	-	-	-	-	-			
				F	-	-	-	-	-	-	-	-	-	-			
5			M	-	-	-	-	-	-	-	-	-	-				
			F	-	-	-	-	-	-	-	-	-	-				
T	M	-	-	-	-	-	-	-	-	-	-						
	F	-	-	-	-	-	-	-	-	-	-						

**TAB.D1**

SALARIES SELON L ACTIVITE, LE SEXE, LA QUALIFICATION, LA TAILLE DE L ENTREPRISE ET LE REGIME DE TRAVAIL

( % )

REGIME DE TRAVAIL		ALL TYPES OF EMPLOYMENT	ENS. DES REGIMES DE TRAVAIL										SEXE	O U A L I F I C A T I O N	NACE	ACTIVITE
TEMPS-PARTIEL			TAILLE DE L ENTREPRISE (NOMBRE DE SALARIES)													
500-999	>=1000		(°)	T06.	10	50	100	200	500	>=	(°)	T06.				
			ENS.	49	99	199	499	999	1000		ENS.					
-	-	-	64.3	8.7	8.2				-	-	100.0		M	1A	618	PR. PHARM.
-	-	-	67.0	7.8	7.4				-	-	100.0		F	1A	618	PR. PHARM.
-	-	-	34.5	14.7	12.8				-	-	100.0		T	1A	618	PR. PHARM.
-	-	-	100.0	30.7	22.4				-	-	100.0		M	1B	618	PR. PHARM.
-	-	-	100.0	34.1	15.4	12.7			-	-	100.0		F	1B	618	PR. PHARM.
-	-	-	100.0	51.4	9.0	11.4			-	-	100.0		M	2	618	PR. PHARM.
-	-	-	100.0	59.5	10.3	11.2			-	-	100.0		F	2	618	PR. PHARM.
-	-	-	100.0	52.6	9.2	11.4			-	-	100.0		M	3	618	PR. PHARM.
-	-	-	100.0	27.4	17.4	17.9			-	-	100.0		F	3	618	PR. PHARM.
-	-	-	100.0	31.6	18.9	15.7			-	-	100.0		M	4	618	PR. PHARM.
-	-	-	100.0	28.7	17.9	17.2			-	-	100.0		F	4	618	PR. PHARM.
-	-	-	100.0	28.4	13.4	16.8			-	-	100.0		M	5	618	PR. PHARM.
-	-	-	100.0	24.8	17.0	14.2			-	-	100.0		F	5	618	PR. PHARM.
-	-	-	100.0	26.4	15.4	15.4			-	-	100.0		M	T	618	PR. PHARM.
-	-	-	100.0	27.4	15.1	12.6			-	-	100.0		F	T	618	PR. PHARM.
-	-	-	100.0	28.8	30.5	20.2			-	-	100.0		M	1A	618.1	PRODUITS PHARM.
-	-	-	100.0	28.1	22.8	16.4			-	-	100.0		F	1A	618.1	PRODUITS PHARM.
-	-	-	100.0	36.5	13.7	14.7			-	-	100.0		M	1B	618.1	PRODUITS PHARM.
-	-	-	100.0	32.0	18.2	14.8			-	-	100.0		F	1B	618.1	PRODUITS PHARM.
-	-	-	100.0	35.1	15.1	14.7			-	-	100.0		M	2	618.1	PRODUITS PHARM.
-	-	-							-	-			M	3	618.1	PRODUITS PHARM.
-	-	-							-	-			F	3	618.1	PRODUITS PHARM.
-	-	-							-	-			T	3	618.1	PRODUITS PHARM.
-	-	-							-	-			M	4	618.1	PRODUITS PHARM.
-	-	-							-	-			F	4	618.1	PRODUITS PHARM.
-	-	-							-	-			T	4	618.1	PRODUITS PHARM.
-	-	-							-	-			M	5	618.1	PRODUITS PHARM.
-	-	-							-	-			F	5	618.1	PRODUITS PHARM.
-	-	-							-	-			T	5	618.1	PRODUITS PHARM.
-	-	-							-	-			M	1A	619	AUTRES COMMERCES DE GROS
-	-	-							-	-			F	1A	619	AUTRES COMMERCES DE GROS
-	-	-							-	-			M	1B	619	AUTRES COMMERCES DE GROS
-	-	-	100.0	52.4	15.7	15.7	5.4		-	-	100.0		F	1B	619	AUTRES COMMERCES DE GROS
-	-	-	100.0	65.0	19.8				-	-	100.0		M	2	619	AUTRES COMMERCES DE GROS
-	-	-	100.0	53.9	16.2	15.0	4.9		-	-	100.0		F	2	619	AUTRES COMMERCES DE GROS
-	-	-	100.0	41.4	12.6	17.4	17.1		-	-	100.0		M	3	619	AUTRES COMMERCES DE GROS
-	-	-	100.0	75.5	9.8	7.5	6.0		-	-	100.0		F	3	619	AUTRES COMMERCES DE GROS
-	-	-	100.0	46.0	12.2	16.0	15.6		-	-	100.0		M	4	619	AUTRES COMMERCES DE GROS
-	-	-	100.0	41.8	12.2	20.6	12.0		-	-	100.0		F	4	619	AUTRES COMMERCES DE GROS
-	-	-	100.0	56.6	12.1	17.3	9.4		-	-	100.0		M	5	619	AUTRES COMMERCES DE GROS
-	-	-	100.0	45.2	12.1	19.8	11.4		-	-	100.0		F	5	619	AUTRES COMMERCES DE GROS
-	-	-	100.0	31.7	11.7	29.5	12.5		-	-	100.0		M	T	619.1/2	PAPIER, LIVRES, JOURNAUX
-	-	-	100.0	33.2	14.3	22.3	8.1		-	-	100.0		F	T	619.1/2	PAPIER, LIVRES, JOURNAUX
-	-	-	100.0	32.3	12.8	26.4	10.6		-	-	100.0		M	1A	619.1/2	PAPIER, LIVRES, JOURNAUX
-	-	-	100.0	51.1	10.0	22.3	7.2		-	-	100.0		F	1A	619.1/2	PAPIER, LIVRES, JOURNAUX
-	-	-	100.0	79.8	11.6				-	-	100.0		M	1B	619.1/2	PAPIER, LIVRES, JOURNAUX
-	-	-	100.0	62.1	7.7	18.2	4.8		-	-	100.0		F	1B	619.1/2	PAPIER, LIVRES, JOURNAUX
-	-	-	100.0	42.3	12.1	21.6	11.7		-	-	100.0		M	2	619.1/2	PAPIER, LIVRES, JOURNAUX
-	-	-	100.0	49.0	12.3	18.2	7.1		-	-	100.0		F	2	619.1/2	PAPIER, LIVRES, JOURNAUX
-	-	-	100.0	44.2	12.2	20.6	10.4		-	-	100.0		M	3	619.1/2	PAPIER, LIVRES, JOURNAUX
-	-	-							-	-			F	3	619.1/2	PAPIER, LIVRES, JOURNAUX
-	-	-							-	-			T	3	619.1/2	PAPIER, LIVRES, JOURNAUX
-	-	-							-	-			M	4	619.1/2	PAPIER, LIVRES, JOURNAUX
-	-	-							-	-			F	4	619.1/2	PAPIER, LIVRES, JOURNAUX
-	-	-							-	-			T	4	619.1/2	PAPIER, LIVRES, JOURNAUX
-	-	-							-	-			M	5	619.1/2	PAPIER, LIVRES, JOURNAUX
-	-	-							-	-			F	5	619.1/2	PAPIER, LIVRES, JOURNAUX
-	-	-							-	-			T	5	619.1/2	PAPIER, LIVRES, JOURNAUX

TAB.D1

EMPLOYEES ACCORDING TO ACTIVITY, SEX, QUALIFICATION, SIZE OF ENTERPRISE AND TYPE OF EMPLOYMENT

(x)

ACTIVITY	NACE	O U A L I F I C A T I O N	S E X	TYPE OF EMPLOYMENT FULL-TIME					REGIME DE TRAVAIL TEMPS-PLEIN			TYPE OF EMPLOYMENT PART-TIME							
				SIZE OF ENTERPRISE (NUMBER OF EMPLOYEES)															
				10	50	100	200	500	>=	TOT.	10	50	100	200					
				-	-	-	-	-	>=	(*)	-	-	-	-					
				49	99	199	499	999	1000	EMS.	49	99	199	499					
WHOLESALE TRADE	61	1A	M	76.2	11.9	5.7	4.6	-	-	100.0	83.6	-	-	-	-				
			F	78.5	-	-	-	-	-	-	100.0	-	-	-	-	-			
			T	76.2	12.0	5.6	4.6	-	-	-	100.0	91.2	-	-	-	-			
			1B	M	48.0	17.4	13.6	11.1	-	-	-	100.0	73.3	20.7	-	-	-		
				F	65.1	16.7	6.7	5.8	-	-	-	100.0	78.6	7.8	-	-	-		
			T	49.0	17.3	13.2	10.8	-	-	-	100.0	77.2	11.0	-	-	-			
			2	M	41.0	18.5	12.8	14.8	-	-	-	100.0	72.5	-	-	-	-		
				F	50.7	17.2	9.6	7.6	-	-	-	100.0	76.6	8.3	-	-	6.3		
			T	41.9	18.4	12.5	14.1	-	-	-	100.0	75.6	7.7	7.3	-	6.1			
			3	M	39.1	20.6	14.2	15.1	-	-	-	100.0	60.8	10.9	15.5	-	-		
				F	44.0	22.3	15.6	12.1	-	-	-	100.0	49.7	22.5	12.8	-	8.5		
			T	39.8	20.8	14.4	14.7	-	-	-	100.0	51.1	21.0	13.2	-	8.0			
			4	M	44.6	18.6	16.3	12.2	-	-	-	100.0	53.4	18.2	11.7	-	12.5		
				F	38.9	19.4	17.1	14.7	-	-	-	100.0	44.4	18.3	15.3	-	12.0		
			T	43.4	18.8	16.5	12.8	-	-	-	100.0	46.0	18.3	14.7	-	12.1			
			5	M	44.0	16.8	14.8	11.9	-	-	-	100.0	63.7	15.1	10.2	-	7.4		
				F	41.3	24.8	12.3	17.8	-	-	-	100.0	66.8	12.6	12.4	-	3.8		
			T	43.6	17.7	14.5	12.6	-	-	-	100.0	65.9	13.3	11.8	-	4.8			
			FOOD, DRINK, TOBACCO	641/642	1A	M	43.6	18.8	14.3	13.2	-	-	100.0	58.0	15.5	11.6	-	8.2	
						F	42.7	20.3	15.3	13.0	-	-	-	100.0	51.0	17.8	13.7	-	9.5
T	43.4	19.0				14.5	13.2	-	-	-	100.0	52.5	17.4	13.3	-	9.5			
1B	M	71.0				15.8	-	-	-	-	-	100.0	-	-	-	-	-		
	F	72.1				16.2	-	-	-	-	-	100.0	-	-	-	-	-		
T	42.7	16.4				-	-	12.8	13.7	-	100.0	-	-	-	-	-			
2	M	41.3				16.0	-	-	15.8	13.2	-	100.0	-	-	-	-	-		
	F	14.1				9.2	9.3	11.3	1.8	54.3	-	100.0	-	-	-	-	-		
T	14.1	9.4				9.1	11.0	3.7	52.7	-	100.0	-	-	-	-	-			
3	M	29.2				12.0	6.2	14.0	2.8	35.7	-	100.0	26.5	51.2	-	-	-		
	F	35.2				12.5	3.4	9.8	6.6	32.6	-	100.0	38.1	15.6	-	-	13.8		
T	30.9	12.1				5.5	12.9	3.9	34.8	-	100.0	34.7	26.1	-	-	9.7			
4	M	24.2				6.8	6.7	14.4	4.7	43.3	-	100.0	4.9	3.9	2.3	-	3.3		
	F	35.7				11.4	4.9	7.7	7.3	33.1	-	100.0	15.1	6.5	3.0	-	4.2		
T	30.8	9.4				5.7	10.5	6.2	37.4	-	100.0	11.1	5.5	2.8	-	3.8			
5	M	-				-	-	-	-	-	-	-	-	-	-	-	-		
	F	-				-	-	-	-	-	-	-	-	-	-	-	-		
T	26.4	9.4				6.7	13.6	3.9	40.0	-	100.0	5.8	5.6	2.3	-	3.2			
DISPENSING CHEMISTS	643	1A				M	35.6	11.6	4.6	8.0	7.5	32.7	-	100.0	16.5	7.0	3.1	-	4.8
						F	30.4	10.4	5.8	11.1	5.5	36.8	-	100.0	12.4	6.5	2.8	-	4.2
			T	100.0	-	-	-	-	-	-	100.0	-	-	-	-	-			
			1B	M	100.0	-	-	-	-	-	-	100.0	-	-	-	-	-		
				F	100.0	-	-	-	-	-	-	100.0	-	-	-	-	-		
			T	100.0	-	-	-	-	-	-	100.0	100.0	-	-	-	-			
			2	M	100.0	-	-	-	-	-	-	100.0	-	-	-	-	-		
				F	100.0	-	-	-	-	-	-	100.0	100.0	-	-	-	-		
			T	100.0	-	-	-	-	-	-	100.0	100.0	-	-	-	-			
			3	M	100.0	-	-	-	-	-	-	100.0	100.0	-	-	-	-		
				F	100.0	-	-	-	-	-	-	100.0	100.0	-	-	-	-		
			T	100.0	-	-	-	-	-	-	100.0	100.0	-	-	-	-			
			4	M	100.0	-	-	-	-	-	-	100.0	100.0	-	-	-	-		
				F	100.0	-	-	-	-	-	-	100.0	100.0	-	-	-	-		
			T	100.0	-	-	-	-	-	-	100.0	100.0	-	-	-	-			
			5	M	100.0	-	-	-	-	-	-	100.0	100.0	-	-	-	-		
				F	100.0	-	-	-	-	-	-	100.0	100.0	-	-	-	-		
			T	100.0	-	-	-	-	-	-	100.0	100.0	-	-	-	-			
			MEDICAL GOODS, COSMETICS, CLEANING MAT.	644	1A	M	78.8	-	-	-	-	-	100.0	-	-	-	-	-	
						F	80.3	-	-	-	-	-	100.0	-	-	-	-	-	
T	82.5	-				-	-	-	-	100.0	-	-	-	-	-				
1B	M	82.5				-	-	-	-	-	100.0	-	-	-	-	-			
	F	80.2				-	-	-	-	-	100.0	-	-	-	-	-			
T	53.3	-				-	-	-	-	100.0	-	-	-	-	-				
2	M	82.0				-	-	-	-	-	100.0	-	-	-	-	-			
	F	61.1				-	-	-	-	-	100.0	-	-	-	-	-			
T	59.8	-				-	-	-	-	100.0	-	-	-	-	-				
3	M	71.1				-	-	-	-	-	100.0	-	-	-	-	-			
	F	65.5				-	-	-	-	-	100.0	96.3	-	-	-	-			
T	45.2	-				-	-	-	-	100.0	93.0	-	-	-	-				
4	M	40.7				-	-	-	-	-	100.0	-	-	-	-	-			
	F	41.6				-	-	-	-	-	100.0	59.4	-	-	-	-			
T	-	-				-	-	-	-	100.0	60.2	-	-	-	-				
5	M	-				-	-	-	-	-	-	-	-	-	-	-			
	F	-				-	-	-	-	-	-	-	-	-	-	-			
T	60.0	-				-	-	-	-	100.0	-	-	-	-	-				
T	M	51.6				-	-	-	-	-	100.0	67.8	-	-	-	-			
	F	55.1				-	-	-	-	-	100.0	68.5	-	-	-	-			

TAB.D1

SALARIES SELON L ACTIVITE, LE SEXE,  
LA QUALIFICATION, LA TAILLE DE L ENTREPRISE  
ET LE REGIME DE TRAVAIL

( % )

REGIME DE TRAVAIL TEMPS-PARTIEL		ALL TYPES OF EMPLOYMENT				ENS. DES REGIMES DE TRAVAIL				SEXE	NACE	ACTIVITE	
TAILLE DE L ENTREPRISE (NOMBRE DE SALARIES)													
500 999	>= 1000	(*) T06. EMS.	10 49	50 99	100 199	200 499	500 999	>= 1000	(*) T06. EMS.				
-	-	100.0	76.3	11.8	5.7	4.6	-	-	100.0	M	1A	61	COMMERCE DE GROS
-	-	100.0	83.7	-	-	-	-	-	100.0	F	1B	-	-
-	-	100.0	76.5	11.9	5.6	4.5	-	-	100.0	M	2	-	-
-	-	100.0	48.2	17.4	13.5	11.0	-	-	100.0	F	3	-	-
-	-	100.0	68.5	14.4	7.0	5.0	-	-	100.0	M	4	-	-
-	-	100.0	49.8	17.2	13.0	10.6	-	-	100.0	F	5	-	-
-	-	100.0	41.2	18.5	12.8	14.7	-	-	100.0	M	6	-	-
-	-	100.0	54.8	15.8	9.0	7.4	-	-	100.0	F	7	-	-
-	-	100.0	42.6	18.2	12.4	13.9	-	-	100.0	M	8	-	-
-	-	100.0	39.3	20.5	14.2	15.0	-	-	100.0	F	9	-	-
-	-	100.0	45.6	22.4	14.9	11.1	-	-	100.0	M	10	-	-
-	-	100.0	40.4	20.8	14.3	14.3	-	-	100.0	F	11	-	-
-	-	100.0	44.9	18.6	16.2	12.3	-	-	100.0	M	12	-	-
-	-	100.0	40.7	19.1	16.5	13.8	-	-	100.0	F	13	-	-
-	-	100.0	43.7	18.7	16.3	12.7	-	-	100.0	M	14	-	-
-	-	100.0	45.1	16.7	14.5	11.6	-	-	100.0	F	15	-	-
-	-	100.0	55.4	18.1	12.3	10.1	-	-	100.0	M	16	-	-
-	-	100.0	47.4	17.0	14.1	11.3	-	-	100.0	F	17	-	-
-	-	100.0	43.9	18.7	14.3	13.2	-	-	100.0	M	18	-	-
-	-	100.0	45.3	19.5	14.8	11.9	-	-	100.0	F	19	-	-
-	-	100.0	44.1	18.9	14.4	12.9	-	-	100.0	M	20	-	-
-	-	100.0	71.0	15.8	-	-	-	-	100.0	F	1A	641/642	PR. ALIMENTAIRES, BOISSONS, TABAC
-	-	100.0	72.1	16.2	-	-	-	-	100.0	M	1B	-	-
-	-	100.0	43.6	16.3	-	-	12.5	13.5	100.0	F	2	-	-
-	-	100.0	44.2	15.0	-	-	14.7	12.3	100.0	M	3	-	-
-	-	100.0	14.1	9.2	8.3	11.3	1.8	54.2	100.0	F	4	-	-
-	-	100.0	14.5	9.4	9.1	11.0	3.7	52.4	100.0	M	5	-	-
-	-	100.0	29.1	13.7	6.1	13.4	2.7	35.0	100.0	F	6	-	-
-	24.1	100.0	35.8	13.2	3.6	10.7	6.0	30.7	100.0	M	7	-	-
-	23.0	100.0	31.2	13.5	5.3	12.6	3.7	33.6	100.0	F	8	-	-
-	2.7	100.0	14.5	5.3	4.5	8.8	3.7	63.2	100.0	M	9	-	-
-	4.8	100.0	24.5	8.7	3.9	5.8	5.9	51.3	100.0	F	10	-	-
-	4.0	100.0	20.4	7.3	4.1	7.0	5.0	56.1	100.0	M	11	-	-
-	-	100.0	-	-	-	-	-	-	100.0	F	12	-	-
-	-	100.0	-	-	-	-	-	-	100.0	M	13	-	-
-	2.6	80.5	19.6	8.2	5.3	10.2	3.5	53.3	100.0	F	14	-	-
-	4.7	64.0	26.0	9.3	3.9	6.4	6.1	48.5	100.0	M	15	-	-
-	3.9	78.3	22.9	8.7	4.5	8.2	4.8	50.8	100.0	F	16	-	-
-	-	100.0	-	-	-	-	-	-	100.0	M	1A	643	PHARMACIES
-	-	100.0	-	-	-	-	-	-	100.0	F	1B	-	-
-	-	100.0	-	-	-	-	-	-	100.0	M	2	-	-
-	-	100.0	-	-	-	-	-	-	100.0	F	3	-	-
-	-	100.0	-	-	-	-	-	-	100.0	M	4	-	-
-	-	100.0	-	-	-	-	-	-	100.0	F	5	-	-
-	-	100.0	-	-	-	-	-	-	100.0	M	6	-	-
-	-	100.0	-	-	-	-	-	-	100.0	F	7	-	-
-	-	100.0	-	-	-	-	-	-	100.0	M	8	-	-
-	-	100.0	-	-	-	-	-	-	100.0	F	9	-	-
-	-	100.0	-	-	-	-	-	-	100.0	M	10	-	-
-	-	100.0	-	-	-	-	-	-	100.0	F	11	-	-
-	-	100.0	-	-	-	-	-	-	100.0	M	1A	644	ART. MEDICAUX, PRODUITS D'ENTRETIEN
-	-	100.0	78.8	-	-	-	-	-	100.0	F	1B	-	-
-	-	100.0	80.3	-	-	-	-	-	100.0	M	2	-	-
-	-	100.0	82.5	-	-	-	-	-	100.0	F	3	-	-
-	-	100.0	81.3	-	-	-	-	-	100.0	M	4	-	-
-	-	100.0	55.5	-	-	-	-	-	100.0	F	5	-	-
-	-	100.0	75.2	-	-	-	-	-	100.0	M	6	-	-
-	-	100.0	61.0	-	-	-	-	-	100.0	F	7	-	-
-	-	100.0	59.9	-	-	-	-	-	100.0	M	8	-	-
-	-	100.0	74.4	-	-	-	-	-	100.0	F	9	-	-
-	-	100.0	67.6	-	-	-	-	-	100.0	M	10	-	-
-	-	100.0	46.4	-	-	-	-	-	100.0	F	11	-	-
-	-	100.0	44.3	-	-	-	-	-	100.0	M	12	-	-
-	-	100.0	44.7	-	-	-	-	-	100.0	F	13	-	-
-	-	100.0	-	-	-	-	-	-	100.0	M	14	-	-
-	-	100.0	-	-	-	-	-	-	100.0	F	15	-	-
-	-	100.0	-	-	-	-	-	-	100.0	M	16	-	-
-	-	100.0	60.4	-	-	-	-	-	100.0	F	17	-	-
-	-	100.0	54.4	-	-	-	-	-	100.0	M	18	-	-
-	-	100.0	56.7	-	-	-	-	-	100.0	F	19	-	-

TAB.D1

EMPLOYEES ACCORDING TO ACTIVITY, SEX, QUALIFICATION, SIZE OF ENTERPRISE AND TYPE OF EMPLOYMENT

( % )

ACTIVITY	NACE	Q U A L I F I C A T I O N	S E X	TYPE OF EMPLOYMENT				REGIME DE TRAVAIL				TYPE OF EMPLOYMENT			
				FULL-TIME				TEMPS-PLEIN				PART-TIME			
				SIZE OF ENTERPRISE (NUMBER OF EMPLOYEES)											
10	50	100	200	500	>=	1000	(*)	100.	10	50	100	200			
49	99	199	499	999				ENS.	49	99	199	499			
CLOTHING	645	1A	M	75.0	9.9	12.2	.	.	.	100.0	.	.	.	.	
			F	75.7	9.1	12.6	.	.	.	100.0	.	.	.	.	
		1B	M	49.5	12.2	15.8	.	.	.	100.0	.	.	.	.	
			F	75.2	.	.	.	.	.	100.0	.	.	.	.	
		2	M	56.4	11.8	14.6	.	.	.	100.0	.	.	.	.	
			F	25.7	18.2	13.3	5.3	.	.	100.0	.	.	.	.	
		3	M	52.0	.	.	.	.	.	100.0	.	.	.	.	
			F	31.2	16.4	12.0	6.9	.	.	100.0	60.9	.	.	.	
		4	M	35.4	16.9	13.3	14.0	.	.	100.0	73.0	7.9	7.6	5.2	
			F	46.2	14.0	10.9	13.3	.	.	100.0	71.8	8.4	7.6	6.2	
	5	M	40.7	15.5	12.1	13.7	.	.	100.0	18.7	.	.	.		
		F	26.9	12.1	10.3	14.2	.	.	100.0	34.5	8.1	8.8	6.0		
	T	M	40.3	9.8	12.7	8.3	.	.	100.0	33.4	7.8	9.5	5.9		
		F	36.9	10.4	12.1	9.8	.	.	100.0	.	.	.	.		
	FOOTWEAR, LEATHER GOODS	646	1A	M	34.6	14.6	12.3	11.4	.	.	100.0	28.4	6.2	8.0	5.4
				F	42.6	10.7	12.1	9.5	.	.	100.0	38.2	8.1	9.2	5.9
			1B	M	38.4	12.3	12.2	10.3	.	.	100.0	38.4	7.9	9.1	5.8
				F	88.8	.	.	.	.	.	100.0	.	.	.	.
			2	M	88.1	.	.	.	.	.	100.0	.	.	.	.
				F	53.4	.	.	.	.	.	100.0	.	.	.	.
3			M	61.5	.	.	.	.	.	100.0	.	.	.	.	
			F	20.9	11.2	15.9	.	.	.	100.0	.	.	.	.	
4			M	23.0	12.2	15.2	.	.	.	100.0	.	.	.	.	
			F	41.9	15.8	19.9	.	.	.	100.0	.	.	.	.	
5	M	45.9	9.4	10.7	.	.	.	100.0	46.0	15.9	25.9	.			
	F	43.8	12.8	15.6	.	.	.	100.0	49.7	14.4	24.8	.			
T	M	31.9	13.1	14.5	.	.	.	100.0	22.0	30.7	.	.			
	F	44.0	11.1	17.6	.	.	.	100.0	49.5	15.2	5.2	.			
FURN. FABRICS, HOUSEHOLD TEXTILES	647	1A	M	42.2	11.4	17.2	.	.	100.0	48.0	16.1	5.5	.		
			F	.	.	.	.	.	.	100.0	.	.	.	.	
		1B	M	38.1	12.9	15.8	.	.	.	100.0	30.9	27.0	.	.	
			F	45.0	10.8	16.0	.	.	.	100.0	49.5	15.4	6.6	.	
		2	M	42.5	11.6	15.9	.	.	.	100.0	48.3	16.1	6.9	.	
			F	97.1	.	.	.	.	.	100.0	.	.	.	.	
		3	M	97.3	.	.	.	.	.	100.0	.	.	.	.	
			F	66.0	.	.	.	.	.	100.0	.	.	.	.	
		4	M	70.1	.	.	.	.	.	100.0	.	.	.	.	
			F	97.0	.	.	.	.	.	100.0	.	.	.	.	
5	M	95.1	.	.	.	.	.	100.0	.	.	.	.			
	F	89.4	.	.	.	.	.	100.0	.	.	.	.			
T	M	94.7	.	.	.	.	.	100.0	84.8	.	.	.			
	F	90.1	.	.	.	.	.	100.0	86.9	.	.	.			
HOUSEHOLD FITMENTS, APPLIANCES	648/649	1A	M	82.9	.	.	.	.	100.0	.	.	.	.		
			F	79.1	.	.	.	.	.	100.0	74.4	.	.		
		1B	M	81.8	.	.	.	.	.	100.0	74.5	.	.	.	
			F	.	.	.	.	.	.	100.0	.	.	.	.	
		2	M	86.5	.	.	.	.	.	100.0	90.6	.	.	.	
			F	83.5	.	.	.	.	.	100.0	77.3	.	.	.	
		3	M	85.9	7.6	.	.	.	.	100.0	78.4	.	.	.	
			F	89.8	.	.	.	.	.	100.0	.	.	.	.	
		4	M	90.4	7.2	.	.	.	.	100.0	.	.	.	.	
			F	52.8	20.4	7.5	.	.	.	100.0	.	.	.	.	
5	M	70.4	.	.	.	.	.	100.0	.	.	.	.			
	F	54.7	19.7	7.7	.	.	.	100.0	.	.	.	.			
T	M	72.2	15.1	5.2	.	.	.	100.0	.	.	.	.			
	F	89.7	.	.	.	.	.	100.0	73.8	.	.	.			
3	M	74.6	14.0	4.8	.	.	.	100.0	83.1	.	.	.			
	F	72.4	14.5	6.9	.	.	.	100.0	91.4	.	.	.			
4	M	66.8	15.5	7.1	.	.	.	100.0	85.5	9.9	.	.			
	F	71.4	14.7	6.9	.	.	.	100.0	86.7	8.3	4.6	.			
5	M	58.7	18.6	9.7	.	.	.	100.0	59.3	14.7	25.1	.			
	F	65.4	17.3	8.2	.	.	.	100.0	65.1	18.9	9.8	.			
T	M	61.4	18.1	9.1	.	.	.	100.0	64.5	18.4	11.4	.			
	F	.	.	.	.	.	.	100.0	.	.	.	.			
T	M	66.4	16.3	7.7	.	.	.	100.0	72.4	9.9	16.6	.			
	F	67.2	16.2	7.6	.	.	.	100.0	68.4	17.4	8.9	.			
									69.0	16.4	9.9	.			



TAB.D1

SALARIES SELON L ACTIVITE, LE SEXE,  
LA QUALIFICATION, LA TAILLE DE L ENTREPRISE  
ET LE REGIME DE TRAVAIL

( % )

REGIME DE TRAVAIL		ALL TYPES OF EMPLOYMENT										ENS. DES REGIMES DE TRAVAIL		SEXE	O U A L I F I C A T I O N	MACE	ACTIVITE	
TEMPS-PARTIEL		TAILLE DE L ENTREPRISE (NOMBRE DE SALARIES)																
500	>=	TOG.		10	50	100	200	500	>=	TOG.								
999	1000	(°)	ENS.	49	99	199	499	999	1000	(°)	ENS.							
-	-	-	-	75.2	9.9	12.1	-	-	-	-	-	-	-	M	1A	645	ARTICLES D HABILLEMENT	
-	-	-	-	76.6	8.8	12.1	-	-	-	-	-	-	-	F	1A	645		
-	-	-	-	53.4	12.2	14.2	-	-	-	-	-	-	-	M	1B	645		
-	-	-	-	76.9	-	-	-	-	-	-	-	-	-	F	1B	645		
-	-	-	-	60.5	11.6	13.1	-	-	-	-	-	-	-	M	2	645		
-	-	-	-	26.0	18.4	13.2	5.2	-	-	-	-	-	-	F	2	645		
-	-	100.0	-	52.9	-	-	12.3	-	-	-	-	-	-	M	3	645		
-	-	100.0	-	32.2	16.6	11.5	6.9	-	-	-	-	-	-	F	3	645		
-	-	100.0	-	36.4	16.7	13.0	14.1	-	-	-	-	-	-	M	4	645		
-	-	100.0	-	53.6	12.3	10.0	11.1	-	-	-	-	-	-	F	4	645		
-	-	100.0	-	46.1	14.2	11.3	12.4	-	-	-	-	-	-	M	5	645		
-	-	100.0	-	25.3	10.6	10.0	12.4	-	-	-	-	-	-	F	5	645		
-	-	100.0	-	37.4	8.9	11.1	7.1	-	-	-	-	-	-	M	T	645		
-	-	100.0	-	35.3	9.2	10.9	8.1	-	-	-	-	-	-	F	T	645		
-	-	-	-	-	-	-	-	-	-	-	-	-	-	M	1A	646	CHAUSSURES, MAROQUINERIE	
-	-	-	-	34.1	13.8	11.8	10.8	-	-	-	-	-	-	F	1A	646		
-	-	-	-	41.1	9.5	10.8	7.9	-	-	-	-	-	-	M	1B	646		
-	-	-	-	39.0	10.8	11.1	8.7	-	-	-	-	-	-	F	2	646		
-	-	-	-	88.8	-	-	-	-	-	-	-	-	-	M	3	646		
-	-	-	-	88.1	-	-	-	-	-	-	-	-	-	F	4	646		
-	-	-	-	54.5	-	-	-	-	-	-	-	-	-	M	5	646		
-	-	-	-	62.8	-	-	-	-	-	-	-	-	-	F	T	646		
-	-	-	-	21.0	11.5	16.1	-	-	-	-	-	-	-	M	1A	647		TISSUS D AMEUBLEMENT
-	-	-	-	59.6	-	-	-	-	-	-	-	-	-	F	1B	647		
-	-	-	-	24.4	13.0	15.0	-	-	-	-	-	-	-	M	2	647		
-	-	-	-	42.8	15.4	19.8	-	-	-	-	-	-	-	F	3	647		
-	-	100.0	-	46.0	10.6	13.5	-	-	-	-	-	-	-	M	4	647		
-	-	100.0	-	44.5	12.9	16.6	-	-	-	-	-	-	-	F	5	647		
-	-	100.0	-	29.9	16.5	13.6	-	-	-	-	-	-	-	M	T	647		
-	-	100.0	-	46.3	12.8	12.5	-	-	-	-	-	-	-	F	T	647		
-	-	100.0	-	44.4	13.2	12.6	-	-	-	-	-	-	-	M	1A	648/649	EQUIPEMENT DU FOYER	
-	-	-	-	-	-	-	-	-	-	-	-	-	-	F	1B	648/649		
-	-	-	-	37.6	13.8	15.5	-	-	-	-	-	-	-	M	2	648/649		
-	-	-	-	46.7	12.5	12.5	-	-	-	-	-	-	-	F	3	648/649		
-	-	-	-	44.2	12.9	13.3	-	-	-	-	-	-	-	M	4	648/649		
-	-	-	-	97.1	-	-	-	-	-	-	-	-	-	F	5	648/649		
-	-	-	-	97.3	-	-	-	-	-	-	-	-	-	M	T	648/649		
-	-	-	-	69.3	-	-	-	-	-	-	-	-	-	F	T	648/649		
-	-	-	-	90.6	-	-	-	-	-	-	-	-	-	M	1A	648/649		
-	-	-	-	74.9	-	-	-	-	-	-	-	-	-	F	1B	648/649		
-	-	-	-	97.1	-	-	-	-	-	-	-	-	-	M	2	648/649		
-	-	-	-	86.9	-	-	-	-	-	-	-	-	-	F	3	648/649		
-	-	-	-	95.5	-	-	-	-	-	-	-	-	-	M	4	648/649		
-	-	100.0	-	89.6	-	-	-	-	-	-	-	-	-	F	5	648/649		
-	-	100.0	-	91.1	-	-	-	-	-	-	-	-	-	M	T	648/649		
-	-	100.0	-	89.9	-	-	-	-	-	-	-	-	-	F	T	648/649		
-	-	100.0	-	82.8	-	-	-	-	-	-	-	-	-	M	1A	648/649		
-	-	100.0	-	76.8	-	-	-	-	-	-	-	-	-	F	1B	648/649		
-	-	100.0	-	80.2	-	-	-	-	-	-	-	-	-	M	2	648/649		
-	-	-	-	-	-	-	-	-	-	-	-	-	-	F	3	648/649		
-	-	-	-	86.6	-	-	-	-	-	-	-	-	-	M	4	648/649		
-	-	100.0	-	80.6	-	-	-	-	-	-	-	-	-	F	5	648/649		
-	-	100.0	-	84.7	-	-	-	-	-	-	-	-	-	M	T	648/649		
-	-	-	-	89.8	7.6	-	-	-	-	-	-	-	-	F	T	648/649		
-	-	-	-	90.4	7.2	-	-	-	-	-	-	-	-	M	1A	648/649		
-	-	-	-	53.8	19.8	7.3	-	-	-	-	-	-	-	F	1B	648/649		
-	-	-	-	71.5	-	-	-	-	-	-	-	-	-	M	2	648/649		
-	-	-	-	56.0	18.9	7.4	-	-	-	-	-	-	-	F	3	648/649		
-	-	-	-	72.9	14.8	5.0	-	-	-	-	-	-	-	M	4	648/649		
-	-	100.0	-	86.6	9.6	-	-	-	-	-	-	-	-	F	5	648/649		
-	-	100.0	-	75.1	14.0	4.7	-	-	-	-	-	-	-	M	T	648/649		
-	-	100.0	-	72.9	14.1	6.9	-	-	-	-	-	-	-	F	T	648/649		
-	-	100.0	-	72.8	13.8	6.1	-	-	-	-	-	-	-	M	1A	648/649		
-	-	100.0	-	72.8	14.0	6.7	-	-	-	-	-	-	-	F	1B	648/649		
-	-	100.0	-	58.8	18.4	10.5	-	-	-	-	-	-	-	M	2	648/649		
-	-	100.0	-	65.3	17.9	8.9	-	-	-	-	-	-	-	F	3	648/649		
-	-	100.0	-	62.2	18.2	9.7	-	-	-	-	-	-	-	M	4	648/649		
-	-	-	-	-	-	-	-	-	-	-	-	-	-	F	5	648/649		
-	-	-	-	-	-	-	-	-	-	-	-	-	-	M	T	648/649		
-	-	100.0	-	66.6	16.0	8.0	-	-	-	-	-	-	-	F	T	648/649		
-	-	100.0	-	67.7	16.7	8.1	-	-	-	-	-	-	-	M	T	648/649		
-	-	100.0	-	67.0	16.3	8.0	-	-	-	-	-	-	-	F	T	648/649		

TAB.D1

EMPLOYEES ACCORDING TO ACTIVITY, SEX,  
QUALIFICATION, SIZE OF ENTERPRISE  
AND TYPE OF EMPLOYMENT

( % )

ACTIVITY	NACE	Q U A L I F I C A T I O N	S E X	TYPE OF EMPLOYMENT						REGIME DE TRAVAIL	TYPE OF EMPLOYMENT						
				FULL-TIME						TEMPS-PLEIN	PART-TIME						
				SIZE OF ENTERPRISE													
				(NUMBER OF EMPLOYEES)													
				10	50	100	200	500	>=	TOT.	10	50	100	200			
				49	99	199	499	999	1000	(*)	ENS.	49	99	199	499		
BOOKS, NEWSPRS., STATIONERY, OFFICE SUPPS.	653	1A	M	87.1	-	-	-	-	-	100.0	-	-	-	-			
			F	87.9	-	-	-	-	-	100.0	-	-	-	-			
		1B	M	69.3	-	-	-	-	-	-	100.0	-	-	-	-		
			F	70.4	-	-	-	-	-	-	100.0	-	-	-	-		
		2	M	53.4	-	-	-	-	-	-	100.0	-	-	-	-		
			F	70.6	-	-	-	-	-	-	100.0	-	-	-	-		
	3	M	57.0	17.5	-	-	-	-	-	100.0	-	-	-	-			
		F	59.7	12.5	-	-	-	-	-	100.0	56.2	-	-	-			
	4	M	57.9	15.8	-	-	-	-	-	100.0	56.6	-	-	-			
		F	43.0	9.4	-	-	-	-	-	100.0	54.9	-	-	-			
	5	M	52.4	12.4	-	-	-	-	-	100.0	52.0	5.0	-	-			
		F	48.0	11.0	-	-	-	-	-	100.0	52.5	5.1	-	-			
OTHER RETAIL DISTRIBUTION	654/655	1A	M	54.2	10.5	-	-	-	-	100.0	57.1	-	-	-			
			F	55.8	11.9	-	-	-	-	100.0	53.8	5.6	-	-			
		1B	M	54.8	11.0	-	-	-	-	-	100.0	54.3	5.6	-	-		
			F	92.9	-	-	-	-	-	-	100.0	-	-	-	-		
		2	M	92.4	-	-	-	-	-	-	100.0	-	-	-	-		
			F	66.7	11.2	-	-	-	-	-	100.0	-	-	-	-		
	3	M	60.8	9.6	-	-	-	-	-	100.0	-	-	-	-			
		F	67.5	8.8	-	-	-	-	-	100.0	-	-	-	-			
	4	M	59.1	-	-	-	-	-	-	100.0	-	-	-	-			
		F	66.8	9.2	-	-	-	-	-	100.0	-	-	-	-			
	5	M	78.7	7.6	-	-	-	-	-	100.0	-	-	-	-			
		F	85.1	-	-	-	-	-	-	100.0	83.3	14.8	-	-			
VARIOUS NON-FOOD PRODUCTS	656	1A	M	80.0	6.7	-	-	-	-	100.0	83.8	13.8	-	-			
			F	48.8	16.4	-	-	-	-	100.0	78.1	16.8	-	-			
		1B	M	43.8	13.5	-	-	-	-	-	100.0	62.3	20.2	-	-		
			F	46.9	15.3	-	-	-	-	-	100.0	65.1	19.6	-	-		
		2	M	-	-	-	-	-	-	-	100.0	-	-	-	-		
			F	65.5	11.3	-	-	-	-	-	100.0	76.8	13.5	-	-		
	3	M	55.9	10.4	-	-	-	-	-	100.0	62.8	16.8	-	-			
		F	62.9	11.1	-	-	-	-	-	100.0	65.0	16.3	-	-			
	RETAIL TRADE	64/653- 656	1A	M	-	-	-	-	-	-	100.0	-	-	-	-		
				F	-	-	-	-	-	-	100.0	-	-	-	-		
			1B	M	-	-	6.6	-	-	-	-	100.0	-	-	-	-	
				F	-	-	6.0	-	-	-	-	100.0	-	-	-	-	
2			M	-	2.4	-	-	-	-	-	100.0	-	-	-	-		
			F	-	2.1	2.1	-	-	-	-	100.0	-	-	-	-		
3		M	2.9	2.8	2.1	-	-	-	-	100.0	-	-	-	-			
		F	2.1	2.0	2.2	-	-	-	-	100.0	-	-	-	-			
4		M	1.0	1.6	1.5	-	-	-	-	100.0	-	3.8	-	-			
		F	-	3.5	2.8	-	-	-	-	100.0	-	2.0	1.4	-			
5		M	0.7	2.6	2.2	-	-	-	-	100.0	-	2.2	1.6	-			
		F	-	-	-	-	-	-	-	100.0	-	-	-	-			
RETAIL TRADE	64/653- 656	1A	M	1.5	1.9	2.2	-	-	-	100.0	-	3.5	5.9	-			
			F	0.6	2.7	2.5	-	-	-	100.0	-	1.8	1.5	-			
		1B	M	1.1	2.3	2.4	2.2	-	-	-	100.0	0.5	2.0	2.0	-		
			F	81.5	9.1	4.6	-	-	-	-	100.0	-	-	-	-		
		2	M	90.6	-	-	-	-	-	-	100.0	-	-	-	-		
			F	82.3	8.8	4.5	2.0	-	-	-	100.0	100.0	-	-	-		
	3	M	34.0	9.2	8.8	6.0	7.1	35.0	-	100.0	83.8	-	-	-			
		F	55.8	-	5.6	4.8	-	23.1	-	100.0	59.9	-	-	29.1			
	4	M	37.3	8.6	8.3	5.8	6.8	33.2	-	100.0	66.3	-	-	23.9			
		F	30.6	10.1	8.3	6.8	5.0	39.2	-	100.0	72.1	-	-	-			
	5	M	58.8	4.0	2.5	2.4	3.6	28.8	-	100.0	86.4	-	-	-			
		F	37.0	8.8	7.0	5.8	4.7	36.8	-	100.0	84.7	4.6	-	-			
T	M	42.5	11.8	7.5	9.1	2.9	26.2	-	100.0	45.0	25.4	7.0	-				
	F	45.7	9.0	6.2	6.9	4.3	27.9	-	100.0	55.5	6.9	5.1	4.1				
T	M	43.6	10.8	7.1	8.4	3.4	26.8	-	100.0	54.0	9.5	5.4	3.8				
	F	30.0	9.4	6.7	11.0	3.7	39.1	-	100.0	9.2	4.5	3.4	3.1				
T	M	34.6	10.2	8.0	7.4	5.2	34.6	-	100.0	24.3	7.3	4.7	4.4				
	F	32.7	9.9	7.5	8.9	4.6	36.5	-	100.0	20.6	6.6	4.4	4.1				
T	M	-	-	-	-	-	-	-	100.0	-	-	-	-				
	F	-	-	-	-	-	-	-	100.0	-	-	-	-				
T	M	36.5	10.3	7.3	9.2	3.7	33.1	-	100.0	12.6	5.8	3.7	3.1				
	F	38.7	9.6	7.3	7.0	4.9	32.5	-	100.0	29.0	7.1	4.7	4.5				
T	M	37.5	10.0	7.3	8.2	4.2	32.8	-	100.0	25.2	6.8	4.5	4.2				
	F	-	-	-	-	-	-	-	100.0	-	-	-	-				

TAB.D1

SALARIES SELON L ACTIVITE, LE SEXE,  
LA QUALIFICATION, LA TAILLE DE L ENTREPRISE  
ET LE REGIME DE TRAVAIL

( % )

REGIME DE TRAVAIL TEMPS-PARTIEL		ALL TYPES OF EMPLOYMENT		ENS. DES REGIMES DE TRAVAIL		SEXE	QUALIFICATION	MACE	ACTIVITE
TAILLE DE L ENTREPRISE (NOMBRE DE SALARIES)									
500 - 999	>= 1000	(*) 106. ENS.	10 - 49	50 - 99	100 - 199				
-	-	-	87.3	-	-	-	-	-	100.0
-	-	-	88.1	-	-	-	-	-	100.0
-	-	-	69.3	-	-	-	-	-	100.0
-	-	-	91.0	-	-	-	-	-	100.0
-	-	-	71.6	-	-	-	-	-	100.0
-	-	-	53.9	-	-	-	-	-	100.0
-	-	-	72.2	-	-	-	-	-	100.0
-	-	-	56.7	-	-	-	-	-	100.0
-	-	100.0	57.1	17.1	-	-	-	-	100.0
-	-	100.0	58.3	10.6	-	-	-	-	100.0
-	-	100.0	57.7	14.1	-	-	-	-	100.0
-	-	100.0	44.6	8.8	-	-	-	-	100.0
-	-	100.0	52.3	9.2	-	-	-	-	100.0
-	-	100.0	49.4	9.1	-	-	-	-	100.0
-	-	-	-	-	-	-	-	-	-
-	-	-	-	-	-	-	-	-	-
-	-	100.0	54.4	10.1	-	-	-	-	100.0
-	-	100.0	55.0	9.3	-	-	-	-	100.0
-	-	100.0	54.7	9.7	-	-	-	-	100.0
-	-	-	93.1	-	-	-	-	-	100.0
-	-	-	92.6	-	-	-	-	-	100.0
-	-	-	64.3	10.8	-	-	-	-	100.0
-	-	100.0	-	-	-	-	-	-	100.0
-	-	100.0	45.5	6.9	-	-	-	-	100.0
-	-	-	67.5	8.8	-	-	-	-	100.0
-	-	-	60.3	-	-	-	-	-	100.0
-	-	-	66.8	9.1	-	-	-	-	100.0
-	-	100.0	78.8	7.6	-	-	-	-	100.0
-	-	100.0	84.5	7.2	-	-	-	-	100.0
-	-	100.0	80.4	7.5	-	-	-	-	100.0
-	-	100.0	50.7	16.4	-	-	-	-	100.0
-	-	100.0	50.3	15.9	-	-	-	-	100.0
-	-	100.0	50.5	16.1	-	-	-	-	100.0
-	-	-	-	-	-	-	-	-	-
-	-	-	-	-	-	-	-	-	-
-	-	100.0	65.9	11.4	-	-	-	-	100.0
-	-	100.0	58.4	12.7	-	-	-	-	100.0
-	-	100.0	63.2	11.8	-	-	-	-	100.0
-	-	-	-	-	-	-	-	-	-
-	-	-	-	-	6.6	-	-	-	100.0
-	-	-	-	-	6.3	-	-	-	100.0
-	-	-	-	2.4	-	-	-	-	100.0
-	-	-	-	2.0	-	-	-	-	100.0
-	-	100.0	3.0	2.7	2.7	-	-	-	100.0
-	-	100.0	-	-	2.0	-	-	-	100.0
-	-	100.0	1.9	1.6	2.3	-	-	-	100.0
-	-	100.0	0.9	1.9	1.8	-	-	-	100.0
-	-	100.0	0.4	2.7	2.0	-	-	-	100.0
-	-	100.0	0.6	2.4	2.0	-	-	-	100.0
-	-	-	-	-	-	-	-	-	-
-	-	-	-	-	-	-	-	-	-
-	-	100.0	1.5	2.1	2.5	-	-	-	100.0
-	-	100.0	0.5	2.3	2.0	-	-	-	100.0
-	-	100.0	0.9	2.2	2.2	-	-	-	100.0
-	-	-	81.6	9.0	4.5	2.2	-	-	100.0
-	-	-	91.9	-	-	-	-	-	100.0
-	-	100.0	82.7	8.5	4.4	1.8	-	-	100.0
-	-	100.0	35.2	9.1	8.6	6.1	6.9	34.1	100.0
-	-	100.0	57.0	5.0	5.2	11.7	-	17.6	100.0
-	-	100.0	39.4	8.3	7.9	7.2	6.3	30.9	100.0
-	-	100.0	31.1	10.1	8.4	6.7	5.0	38.7	100.0
-	-	100.0	65.0	3.9	2.1	2.0	2.9	24.0	100.0
-	-	100.0	40.3	8.5	6.7	5.4	4.4	34.7	100.0
-	-	100.0	42.6	12.3	7.5	8.9	2.8	26.0	100.0
-	20.6	100.0	48.6	8.3	5.9	6.1	3.3	27.8	100.0
-	27.5	100.0	45.2	10.6	6.8	7.7	3.0	26.7	100.0
-	26.5	100.0	23.6	7.9	5.7	8.5	3.6	50.6	100.0
3.4	76.4	100.0	29.3	8.7	6.4	5.9	4.9	44.9	100.0
4.6	54.7	100.0	27.4	8.4	6.1	6.8	4.5	46.9	100.0
4.3	59.9	100.0	-	-	-	-	-	-	100.0
-	-	-	-	-	-	-	-	-	-
-	-	-	-	-	-	-	-	-	-
3.1	71.8	100.0	32.3	9.5	6.6	8.1	3.6	39.8	100.0
4.1	50.6	100.0	34.2	8.4	6.1	5.8	4.5	40.9	100.0
3.9	55.5	100.0	33.4	8.9	6.3	6.8	4.1	40.4	100.0

TAB.D2

EMPLOYEES ACCORDING TO ACTIVITY, SEX,  
QUALIFICATION, AGE AND TYPE OF  
EMPLOYMENT

( % )

ACTIVITY	NACE	Q U A L I F I C A T I O N	S E X	TYPE OF EMPLOYMENT		REGIME DE TRAVAIL		TYPE OF EMPLOYMENT							
				FULL-TIME		TEMPS-PLEIN		PART-TIME							
				AGE											
				(COMPLETED YEARS)											
		< 21	21 - 29	30 - 44	45 - 54	>= 55	(%) TOT. ENS.	< 21	21 - 29	30 - 44	45 - 54				
AGRIC. PRIMARY PROD., LIVE- STOCK, TEXT.	611	1A	M	-	-	46.9	29.1	18.8	-	100.0	-	-	-	-	
			F	-	-	-	-	-	-	-	-	-	-	-	-
			T	-	-	46.9	29.3	18.7	-	100.0	-	-	-	-	-
			M	-	11.8	46.3	25.6	15.0	-	100.0	-	-	-	-	-
			F	-	-	-	-	-	-	-	-	-	-	-	-
			T	-	11.9	46.0	25.3	14.9	-	100.0	-	-	-	-	-
			M	-	21.5	43.8	23.9	9.4	-	100.0	-	-	-	-	-
			F	-	46.8	-	-	-	-	100.0	-	-	-	-	-
			T	-	22.6	42.8	23.2	9.5	-	100.0	-	-	-	-	-
			M	1.9	22.6	42.8	23.2	9.5	-	100.0	-	-	-	-	-
			F	2.8	24.2	40.0	20.1	12.8	-	100.0	-	-	-	-	-
			T	43.7	37.4	-	-	-	-	100.0	-	-	-	-	-
			M	7.2	25.7	36.6	18.6	11.9	-	100.0	-	48.9	23.9	29.5	-
			F	13.8	25.1	31.9	15.0	13.8	-	100.0	-	-	-	-	-
			T	50.7	35.2	5.5	5.7	-	-	100.0	15.4	38.1	22.0	17.7	-
			M	18.7	26.5	28.4	13.7	12.4	-	100.0	15.2	36.0	21.9	17.4	-
			F	16.6	20.6	28.5	16.7	17.6	-	100.0	-	-	-	-	-
			T	36.2	32.0	20.8	-	-	-	100.0	-	-	32.2	27.0	-
M	21.3	23.4	23.0	17.7	14.7	-	100.0	-	-	30.2	25.1	-			
F	8.3	22.5	36.7	18.7	13.6	-	100.0	-	-	-	34.1	-			
T	44.8	35.3	7.2	8.5	4.1	-	100.0	12.0	34.7	25.2	18.8	-			
M	12.5	24.0	33.3	17.6	12.5	-	100.0	12.9	30.5	24.5	21.5	-			
F	-	-	35.2	36.0	24.4	-	100.0	-	-	-	-	-			
T	-	-	-	-	-	-	100.0	-	-	-	-	-			
FUELS, ORES, INDUSTRIAL CHEMICALS	612	1A	M	-	-	35.1	36.3	24.2	-	100.0	-	-	-	-	
			F	-	-	-	-	-	-	-	-	-	-	-	
			T	-	12.1	45.0	31.4	11.3	-	100.0	-	-	-	-	
			M	-	74.1	-	-	-	-	100.0	-	-	-	-	
			F	-	15.7	42.4	30.9	10.8	-	100.0	-	-	-	-	
			T	-	18.2	48.9	22.6	10.2	-	100.0	-	-	-	-	
			M	-	43.6	21.6	17.1	-	-	100.0	-	-	-	-	
			F	-	20.8	46.1	22.0	10.1	-	100.0	-	-	51.6	-	
			T	-	20.8	46.1	22.0	10.1	-	100.0	-	-	51.6	-	
			M	1.9	31.0	37.7	19.6	9.7	-	100.0	-	-	-	-	
			F	24.0	51.0	16.3	6.4	-	-	100.0	-	38.1	37.8	16.5	
			T	6.3	35.0	33.4	17.0	8.2	-	100.0	-	37.2	35.1	18.2	
			M	9.3	26.2	33.9	18.1	12.5	-	100.0	-	25.3	-	-	
			F	47.3	40.5	7.6	3.6	-	-	100.0	11.5	36.4	27.0	17.2	
			T	18.2	29.6	27.7	14.7	9.8	-	100.0	12.9	34.4	24.1	19.6	
			M	6.9	23.5	35.5	18.2	15.8	-	100.0	-	-	-	-	
			F	7.2	23.6	35.2	18.4	15.7	-	100.0	-	-	-	-	
			T	3.7	23.1	39.6	21.8	11.8	-	100.0	-	24.3	17.4	25.9	
M	32.1	45.9	12.1	7.3	2.6	-	100.0	-	8.4	34.3	30.7	17.1			
F	8.3	26.8	35.2	19.5	10.3	-	100.0	9.3	32.3	28.1	18.9	-			
T	-	7.6	29.6	40.4	22.5	-	100.0	-	-	-	-	-			
TIMBER, BUILDING MATERIALS	613	1A	M	-	-	30.2	39.7	22.6	-	100.0	-	-	-	-	
			F	-	-	-	-	-	-	-	-	-	-	-	
			T	-	7.5	47.8	25.1	12.6	-	100.0	-	-	-	-	
			M	-	14.2	-	-	-	-	100.0	-	-	-	-	
			F	-	15.0	46.3	25.0	13.1	-	100.0	-	-	-	-	
			T	-	18.2	52.9	19.1	8.9	-	100.0	-	-	-	-	
			M	-	43.5	30.3	-	-	-	100.0	-	-	-	-	
			F	-	19.7	51.5	18.5	8.6	-	100.0	-	-	-	-	
			T	-	19.7	51.5	18.5	8.6	-	100.0	-	-	-	-	
			M	1.7	28.8	40.2	17.2	10.1	-	100.0	-	-	-	-	
			F	35.2	41.2	12.8	-	-	-	100.0	-	39.6	33.0	-	
			T	6.8	30.0	37.5	16.3	9.4	-	100.0	-	36.8	31.3	18.4	
			M	10.4	30.5	33.3	15.5	10.3	-	100.0	35.2	-	-	-	
			F	54.8	35.4	6.1	-	-	-	100.0	6.8	27.8	43.6	12.8	
			T	15.7	31.1	30.1	14.0	9.1	-	100.0	15.3	23.9	36.0	12.8	
			M	18.4	40.1	21.8	9.8	9.9	-	100.0	-	-	-	-	
			F	19.6	39.0	22.1	9.7	8.5	-	100.0	-	-	53.3	30.2	
			T	6.6	27.1	38.1	17.6	10.6	-	100.0	31.0	-	39.4	27.6	
M	42.8	36.9	11.8	5.6	2.6	-	100.0	5.5	26.6	43.0	16.7				
F	10.0	28.0	35.6	16.5	9.8	-	100.0	12.7	23.0	35.8	16.2				
T	-	-	40.1	35.5	18.0	-	100.0	-	-	-	-				
MACHINERY, EQUIPMENTS, VEHICLES	614	1A	M	-	-	39.4	34.3	19.5	-	100.0	-	-	-	-	
			F	-	-	-	-	-	-	-	-	-	-		
			T	-	6.2	52.3	24.1	7.6	-	100.0	-	-	-	-	
			M	-	15.4	-	-	-	-	100.0	-	-	-	-	
			F	-	36.4	39.5	-	-	-	100.0	-	-	-	-	
			T	-	16.4	51.6	23.6	7.4	-	100.0	-	-	-	-	
			M	-	22.3	54.5	16.4	6.6	-	100.0	-	-	-	-	
			F	-	53.2	22.4	12.9	-	-	100.0	-	-	-	-	
			T	-	24.9	51.8	16.1	6.6	-	100.0	-	-	-	-	
			M	2.9	36.7	40.0	14.3	6.1	-	100.0	-	-	-	-	
			F	19.0	58.7	12.7	8.1	-	-	100.0	-	30.3	40.0	17.3	
			T	4.6	39.0	37.1	13.7	5.6	-	100.0	-	29.3	39.9	17.8	
			M	14.0	36.5	28.5	12.1	8.8	-	100.0	-	-	-	-	
			F	47.1	36.5	9.8	4.4	-	-	100.0	7.4	29.3	36.0	20.4	
			T	20.7	36.5	24.7	10.5	7.4	-	100.0	10.5	27.6	31.7	19.2	
			M	12.5	30.5	27.4	16.4	13.2	-	100.0	-	-	-	-	
			F	-	-	-	-	-	-	100.0	-	-	46.3	-	
			T	12.4	30.4	27.8	16.3	13.1	-	100.0	-	-	18.3	-	
M	5.3	30.8	40.4	15.7	7.6	-	100.0	18.0	13.5	18.8	19.7				
F	30.1	46.1	13.7	7.1	3.1	-	100.0	5.9	29.1	37.5	19.5				
T	8.2	32.7	37.2	14.7	7.1	-	100.0	8.3	26.0	34.0	19.5				

TAB.D2

SALARIES SELON L ACTIVITE, LE SEXE,  
LA QUALIFICATION, L AGE ET LE REGIME  
DE TRAVAIL

( % )

REGIME DE TRAVAIL TEMPS-PARTIEL		ALL TYPES OF EMPLOYMENT		ENS. DES REGIMES DE TRAVAIL		SEX E	QUALI FICA TION	NACE	ACTIVITE
AGE (ANNEES REVOLUES)									
>=	(°)	TOT.	<	21	30	45	>=	(°)	TOT.
55		ENS.	21	29	44	54	55		ENS.
-	-	-	-	-	46.9	29.1	18.8	-	100.0
-	-	-	-	-	46.5	29.1	18.6	-	100.0
-	-	-	-	11.8	46.3	25.6	15.0	-	100.0
-	-	-	-	-	11.8	45.7	25.9	14.8	100.0
-	-	-	-	-	21.5	43.7	23.9	9.4	100.0
-	-	-	-	-	46.7	-	-	-	100.0
-	-	100.0	2.1	22.8	42.9	22.9	9.4	-	100.0
-	-	100.0	2.8	23.9	39.6	21.0	12.6	-	100.0
-	-	100.0	36.8	40.0	12.0	7.4	-	-	100.0
-	-	100.0	7.3	26.0	36.0	19.2	11.4	-	100.0
-	-	100.0	13.8	25.1	31.8	15.0	14.0	-	100.0
-	-	100.0	39.1	36.1	10.9	9.6	4.0	-	100.0
8.9	-	100.0	18.5	27.1	27.9	14.0	12.1	-	100.0
-	-	100.0	17.5	20.0	28.2	16.7	17.7	-	100.0
-	-	100.0	23.7	25.3	15.8	23.2	11.0	-	100.0
-	-	100.0	19.5	21.7	24.1	18.8	15.5	-	100.0
-	-	100.0	8.4	22.3	36.5	18.9	13.6	-	100.0
8.4	-	100.0	34.5	35.2	12.9	11.7	5.4	-	100.0
9.8	-	100.0	12.5	24.4	32.8	17.8	12.3	-	100.0
-	-	-	-	-	34.9	36.1	24.6	-	100.0
-	-	-	-	-	34.7	36.4	24.5	-	100.0
-	-	-	-	12.1	45.0	31.5	11.3	-	100.0
-	-	-	-	69.7	-	-	-	-	100.0
-	-	-	-	15.6	42.2	31.1	11.0	-	100.0
-	-	100.0	-	18.1	49.1	22.5	10.1	-	100.0
-	-	100.0	-	39.4	24.9	15.2	13.4	-	100.0
-	-	100.0	-	20.6	46.2	21.6	10.5	-	100.0
-	-	100.0	1.8	31.1	37.5	19.7	9.8	-	100.0
-	-	100.0	19.6	48.2	21.0	8.6	2.6	-	100.0
-	-	100.0	6.1	35.2	33.5	17.1	8.1	-	100.0
-	-	100.0	9.6	26.2	33.1	18.5	12.5	-	100.0
7.9	-	100.0	34.8	39.1	14.3	8.4	2.5	-	100.0
8.7	-	100.0	17.5	30.2	27.2	15.3	9.7	-	100.0
-	-	100.0	7.3	23.6	34.5	17.7	17.0	-	100.0
-	-	100.0	-	-	-	-	-	-	100.0
30.9	-	100.0	7.4	23.2	34.0	18.4	17.0	-	100.0
18.1	-	100.0	3.9	23.1	39.2	21.9	11.9	-	100.0
9.5	-	100.0	25.3	42.6	17.4	10.1	4.6	-	100.0
11.2	-	100.0	8.3	27.2	34.7	19.4	10.4	-	100.0
-	-	-	-	7.5	29.4	40.1	22.9	-	100.0
-	-	-	-	7.4	30.4	39.3	23.0	-	100.0
-	-	-	-	14.1	47.6	25.0	12.5	-	100.0
-	-	-	-	14.9	46.1	24.9	13.1	-	100.0
-	-	-	-	18.2	52.8	19.2	8.8	-	100.0
-	-	-	-	41.6	33.7	-	-	-	100.0
-	-	-	-	1.7	19.7	51.5	18.5	8.5	100.0
-	-	100.0	3.7	28.7	40.0	17.2	10.3	-	100.0
-	-	100.0	27.1	40.8	17.9	10.6	-	-	100.0
-	-	100.0	6.6	30.2	37.3	16.4	9.4	-	100.0
-	-	100.0	11.0	30.1	32.9	15.4	10.5	-	100.0
-	-	100.0	40.2	33.1	17.5	5.8	3.2	-	100.0
12.0	-	100.0	15.7	30.6	30.5	13.9	8.3	-	100.0
-	-	100.0	19.7	38.3	21.2	10.3	10.5	-	100.0
-	-	100.0	-	47.2	-	24.5	-	-	100.0
-	-	100.0	19.3	34.0	24.4	12.0	10.3	-	100.0
22.7	-	100.0	7.0	26.9	37.7	17.6	10.8	-	100.0
8.2	-	100.0	32.0	33.9	20.8	8.8	4.2	-	100.0
12.3	-	100.0	10.2	27.8	35.6	16.5	9.9	-	100.0
-	-	-	-	-	39.6	36.1	18.7	-	100.0
-	-	-	-	6.1	39.0	35.0	19.3	-	100.0
-	-	-	-	15.2	52.3	24.1	7.7	-	100.0
-	-	-	-	36.0	39.1	-	-	-	100.0
-	-	-	-	16.3	51.6	23.4	7.5	-	100.0
-	-	-	-	22.2	54.5	16.4	6.6	-	100.0
-	-	100.0	-	51.6	23.4	13.6	-	-	100.0
-	-	100.0	-	24.9	51.6	16.2	6.7	-	100.0
-	-	100.0	2.8	36.6	40.0	14.4	6.2	-	100.0
8.6	-	100.0	14.4	50.1	21.0	10.9	3.7	-	100.0
9.6	-	100.0	4.5	38.5	37.3	13.9	5.8	-	100.0
29.4	-	100.0	14.3	36.0	28.1	12.1	9.3	-	100.0
6.9	-	100.0	33.4	34.0	18.8	9.9	3.9	-	100.0
11.0	-	100.0	19.6	35.5	25.5	11.5	7.8	-	100.0
-	-	100.0	13.8	28.2	25.3	17.0	15.7	-	100.0
-	-	100.0	-	-	50.8	-	-	-	100.0
-	-	100.0	13.1	26.8	26.6	17.6	15.9	-	100.0
28.9	-	100.0	5.4	30.6	40.1	15.8	7.9	-	100.0
8.0	-	100.0	22.7	40.9	20.9	10.8	4.6	-	100.0
12.2	-	100.0	8.2	32.3	37.0	15.0	7.4	-	100.0

TAB.D2

EMPLOYEES ACCORDING TO ACTIVITY, SEX, QUALIFICATION, AGE AND TYPE OF EMPLOYMENT

( 2 )

ACTIVITY	NACE	QUALIFICATION	SEX	TYPE OF EMPLOYMENT		REGIME DE TRAVAIL		TYPE OF EMPLOYMENT									
				FULL-TIME		TEMPS-PLEIN		PART-TIME									
				AGE (COMPLETED YEARS)													
		< 21	21-29	30-44	45-54	>= 55	TOT. ENS.	< 21	21-29	30-44	45-54						
FURNITURE, HSEHD. GOODS, HARDWARE	615	1A	M	-	-	47.4	35.2	13.8	-	100.0	-	-	-	-			
			F	-	-	-	-	-	-	100.0	-	-	-	-	-		
			T	-	-	48.2	34.6	13.6	-	100.0	-	-	-	-	-		
			1B	M	-	14.1	52.5	24.1	8.0	-	100.0	-	-	-	-	-	
				F	-	-	-	-	-	-	100.0	-	-	-	-	-	
			2	M	-	15.5	51.3	23.7	7.8	-	100.0	-	-	-	-	-	
				F	27.0	23.2	50.3	19.0	6.7	-	100.0	-	-	-	-	-	
			3	M	3.9	26.0	45.9	17.7	6.5	-	100.0	-	-	54.1	-	-	
				F	1.8	32.4	42.8	15.0	8.1	-	100.0	-	-	50.3	-	-	
			4	M	27.6	47.9	14.4	5.7	4.4	-	100.0	-	48.0	38.2	9.5	-	
				F	5.0	34.3	39.3	13.8	7.6	-	100.0	-	45.6	34.6	9.0	-	
			5	M	10.7	37.3	30.6	13.2	8.2	-	100.0	-	-	-	-	-	
				F	47.3	38.6	8.0	3.2	2.9	-	100.0	9.7	29.2	39.2	16.2	-	
			T	M	20.4	37.6	24.6	10.5	6.8	-	100.0	11.0	27.3	36.4	16.0	-	
				F	19.9	33.9	18.7	17.2	10.3	-	100.0	-	-	-	-	-	
			TEXTILES, CLOTHING, FOOTWR, LEATHERWARE	616	1A	M	21.3	34.2	18.0	16.4	10.1	-	100.0	-	-	60.5	-
						F	5.0	29.7	40.4	16.7	8.1	-	100.0	14.6	15.4	18.6	18.8
						T	38.3	42.3	10.9	4.8	3.6	-	100.0	6.3	31.9	41.6	14.3
1B	M	10.2				31.6	35.8	14.9	7.4	-	100.0	7.5	29.4	38.1	15.0		
	F	-				-	39.7	31.5	24.5	-	100.0	-	-	-	-		
2	M	-				-	40.0	31.0	24.8	-	100.0	-	-	-	-		
	F	-				14.6	42.8	28.3	14.2	-	100.0	-	-	-	-		
3	M	-				16.8	41.0	26.2	12.7	-	100.0	-	-	-	-		
	F	-				18.8	51.6	21.4	8.0	-	100.0	-	-	-	-		
4	M	-				58.1	17.1	15.3	-	-	100.0	-	-	-	-		
	F	-				22.5	48.4	20.8	7.7	-	100.0	-	-	43.5	-		
5	M	1.1				30.5	40.0	17.7	10.7	-	100.0	-	-	-	-		
	F	22.5				50.2	14.5	9.1	3.7	-	100.0	-	34.9	42.5	16.3		
T	M	6.0				35.0	34.2	15.7	9.1	-	100.0	-	34.6	42.6	14.9		
	F	8.3				33.6	32.5	15.1	10.5	-	100.0	-	31.6	-	-		
FOOD, DRINK, TOBACCO	617	1A				M	41.9	40.2	10.3	3.8	3.6	-	100.0	8.2	24.2	39.0	22.8
						F	22.1	36.3	23.4	10.4	7.7	-	100.0	9.4	24.8	35.8	22.3
						T	23.5	26.2	21.5	15.0	13.8	-	100.0	-	-	-	-
			1B	M	54.8	30.3	-	-	-	-	100.0	-	19.5	39.5	18.2		
				F	32.1	27.3	18.0	11.4	11.2	-	100.0	9.1	18.2	36.9	20.9		
			2	M	4.6	25.6	38.9	19.4	11.6	-	100.0	10.3	24.3	21.3	19.6		
				F	35.0	42.4	12.6	6.1	3.8	-	100.0	6.4	23.0	39.7	19.2		
			3	M	12.3	29.9	32.2	16.0	9.6	-	100.0	6.9	23.2	37.4	19.2		
				F	-	4.8	49.8	26.2	18.6	-	100.0	-	-	-	-		
			4	M	-	4.8	50.4	25.9	18.4	-	100.0	-	-	-	-		
				F	-	16.5	56.4	14.8	11.8	-	100.0	-	-	-	-		
			5	M	-	17.3	55.6	14.6	11.3	-	100.0	-	-	-	-		
				F	-	20.9	49.2	18.4	10.6	-	100.0	-	-	-	-		
			T	M	2.0	22.9	46.8	17.8	10.6	-	100.0	-	-	-	-		
				F	4.4	32.8	36.5	17.4	8.9	-	100.0	-	-	-	-		
			TOBACCO PRODUCTS	617.6	1A	M	37.9	42.7	10.8	5.2	-	-	100.0	-	-	-	
						F	9.6	34.3	32.5	15.5	8.0	-	100.0	-	21.2	60.8	
						T	15.4	32.3	29.8	11.9	10.4	-	100.0	20.9	15.4	21.0	27.0
1B	M	52.0				38.0	4.2	3.7	2.1	-	100.0	17.5	28.2	32.3	14.4		
	F	22.6				33.4	24.8	10.3	8.8	-	100.0	18.6	24.0	28.6	18.5		
2	M	32.8				25.0	24.6	9.2	8.4	-	100.0	-	-	-	-		
	F	36.0				34.6	20.8	-	-	-	100.0	15.0	20.8	41.8	-		
3	M	33.2				26.3	24.1	8.7	7.7	-	100.0	19.1	21.9	32.4	17.6		
	F	11.3				28.1	35.7	14.6	10.2	-	100.0	19.8	21.0	17.9	24.1		
4	M	44.0				39.6	9.0	4.6	2.9	-	100.0	12.2	24.6	41.1	13.7		
	F	16.1				29.8	31.7	13.1	9.1	-	100.0	14.4	23.6	34.6	16.6		
5	M	-				-	-	-	-	-	100.0	-	-	-	-		
	F	-				-	-	-	-	-	100.0	-	-	-	-		
T	M	-				-	-	-	-	-	100.0	-	-	-	-		
	F	-				-	-	-	-	-	100.0	-	-	-	-		

SALARIES SELON L ACTIVITE, LE SEXE, LA QUALIFICATION, L AGE ET LE REGIME DE TRAVAIL

( % )

REGIME DE TRAVAIL TEMPS-PARTIEL		ALL TYPES OF EMPLOYMENT		ENS. DES REGIMES DE TRAVAIL		SEX E	QUALIFICATION	NACE	ACTIVITE				
AGE (ANNEES REVOLUES)													
>= 55	(*)	T06. ENS.	< 21	21 29	30 44					45 54	>= 55	(*)	T06. ENS.
-	-	-	-	-	47.7	34.6	13.6	-	100.0	M	1A	615	MEUBLES, ART. MENAGERS QUINCAILLERIE
-	-	-	-	-	48.5	34.0	13.4	-	100.0	F	1A	615	
-	-	-	-	14.0	52.5	24.0	8.2	-	100.0	T	1B	615	
-	-	-	-	51.5	-	-	-	-	100.0	M	2	615	
-	-	-	-	15.9	50.8	23.6	8.0	-	100.0	F	2	615	
-	-	-	-	23.0	50.2	19.1	6.9	-	100.0	T	2	615	
-	-	100.0	21.4	41.0	22.2	8.2	5.7	-	100.0	M	3	615	
-	-	100.0	3.8	25.6	46.1	17.7	6.7	-	100.0	F	3	615	
-	-	100.0	2.0	32.3	42.5	14.9	8.3	-	100.0	T	3	615	
-	-	100.0	20.0	47.9	21.1	6.8	4.1	-	100.0	M	4	615	
-	-	100.0	4.9	34.9	39.1	13.6	7.6	-	100.0	F	4	615	
34.9	-	100.0	11.0	36.7	30.2	13.2	8.9	-	100.0	T	4	615	
5.8	-	100.0	34.3	35.4	18.8	7.7	3.9	-	100.0	M	5	615	
9.4	-	100.0	19.1	36.2	26.2	11.3	7.2	-	100.0	F	5	615	
-	-	100.0	19.1	32.6	18.4	18.2	11.6	-	100.0	T	5	615	
-	-	100.0	-	24.8	43.2	-	-	-	100.0	M	T	615	
-	-	100.0	18.2	31.3	22.5	17.0	11.0	-	100.0	F	T	615	
32.5	-	100.0	5.2	29.4	40.1	16.8	8.5	-	100.0	T	T	615	
5.7	-	100.0	27.9	38.9	20.9	7.9	4.3	-	100.0	M	1A	616	
9.8	-	100.0	10.0	31.5	36.0	14.9	7.6	-	100.0	F	1A	616	
-	-	-	-	-	38.9	31.4	25.5	-	100.0	T	1A	616	
-	-	-	-	-	39.0	31.2	25.7	-	100.0	M	1B	616	
-	-	-	-	14.5	42.9	28.0	14.6	-	100.0	F	1B	616	
-	-	100.0	-	15.6	40.7	23.4	17.5	-	100.0	T	1B	616	
-	-	100.0	-	18.9	51.4	21.4	8.0	-	100.0	M	2	616	
-	-	100.0	-	48.3	23.9	13.3	-	-	100.0	F	2	616	
-	-	100.0	-	22.4	48.2	20.5	8.4	-	100.0	T	2	616	
-	-	100.0	1.1	30.6	40.1	17.5	10.7	-	100.0	M	3	616	
-	-	100.0	17.8	46.6	21.1	10.8	3.8	-	100.0	F	3	616	
-	-	100.0	5.7	35.0	34.9	15.7	8.8	-	100.0	T	3	616	
-	-	100.0	8.8	33.5	31.4	15.7	11.2	-	100.0	M	4	616	
-	-	100.0	29.3	34.2	21.1	10.9	4.5	-	100.0	F	4	616	
5.9	-	100.0	19.4	33.9	26.0	12.9	7.7	-	100.0	T	4	616	
7.7	-	100.0	22.6	25.2	21.7	16.3	14.3	-	100.0	M	5	616	
-	-	100.0	31.6	24.8	24.3	10.3	9.0	-	100.0	F	5	616	
13.7	-	100.0	26.3	25.0	22.8	13.8	12.1	-	100.0	T	5	616	
14.9	-	100.0	4.7	25.6	38.4	19.4	11.9	-	100.0	M	T	616	
24.5	-	100.0	24.5	35.3	22.6	10.9	6.7	-	100.0	F	T	616	
11.7	-	100.0	11.5	28.9	33.0	16.5	10.1	-	100.0	T	T	616	
13.3	-	100.0	-	4.8	50.0	26.1	18.5	-	100.0	M	1A	617	
-	-	-	-	-	4.7	50.1	26.5	-	100.0	F	1A	617	
-	-	-	-	-	16.3	56.1	14.7	-	100.0	T	1A	617	
-	-	-	-	-	17.1	54.6	14.2	-	100.0	M	1B	617	
-	-	-	-	-	20.9	48.7	18.8	-	100.0	F	1B	617	
-	-	100.0	-	48.8	-	-	-	-	100.0	T	1B	617	
-	-	100.0	1.9	23.0	46.0	18.1	11.0	-	100.0	M	2	617	
-	-	100.0	4.4	33.0	36.2	17.3	9.0	-	100.0	F	2	617	
-	-	100.0	28.8	37.0	24.0	6.4	3.7	-	100.0	T	2	617	
-	-	100.0	9.3	33.8	33.8	15.2	8.0	-	100.0	M	3	617	
-	-	100.0	15.6	31.6	29.4	12.5	10.5	-	100.0	F	3	617	
-	-	100.0	43.0	35.5	11.5	6.5	3.5	-	100.0	T	3	617	
7.7	-	100.0	22.2	32.5	25.1	11.1	8.9	-	100.0	M	4	617	
9.5	-	100.0	32.5	25.0	24.1	9.8	8.6	-	100.0	F	4	617	
-	-	100.0	28.0	29.4	28.7	9.1	-	-	100.0	T	4	617	
-	-	100.0	31.7	25.8	25.0	9.7	7.9	-	100.0	M	5	617	
15.8	-	100.0	11.5	27.9	35.2	14.9	10.3	-	100.0	F	5	617	
8.0	-	100.0	35.2	35.4	17.9	7.1	4.3	-	100.0	T	5	617	
10.2	-	100.0	16.0	29.3	32.0	13.4	9.2	-	100.0	M	T	617.6	
-	-	-	-	-	-	-	-	-	-	M	1A	617.6	
-	-	-	-	-	-	-	-	-	-	F	1A	617.6	
-	-	-	-	-	-	-	-	-	-	T	1A	617.6	
-	-	-	-	-	-	-	-	-	-	M	1B	617.6	
-	-	-	-	-	-	-	-	-	-	F	1B	617.6	
-	-	-	-	-	-	-	-	-	-	T	1B	617.6	
-	-	-	-	-	-	-	-	-	-	M	2	617.6	
-	-	-	-	-	-	-	-	-	-	F	2	617.6	
-	-	-	-	-	-	-	-	-	-	T	2	617.6	
-	-	-	-	-	-	-	-	-	-	M	3	617.6	
-	-	-	-	-	-	-	-	-	-	F	3	617.6	
-	-	-	-	-	-	-	-	-	-	T	3	617.6	
-	-	-	-	-	-	-	-	-	-	M	4	617.6	
-	-	-	-	-	-	-	-	-	-	F	4	617.6	
-	-	-	-	-	-	-	-	-	-	T	4	617.6	
-	-	-	-	-	-	-	-	-	-	M	5	617.6	
-	-	-	-	-	-	-	-	-	-	F	5	617.6	
-	-	-	-	-	-	-	-	-	-	T	5	617.6	
-	-	-	-	-	-	-	-	-	-	M	T	617.6	
-	-	-	-	-	-	-	-	-	-	F	T	617.6	
-	-	-	-	-	-	-	-	-	-	T	T	617.6	

TAB.D2

EMPLOYEES ACCORDING TO ACTIVITY, SEX, QUALIFICATION, AGE AND TYPE OF EMPLOYMENT

( % )

ACTIVITY	NACE	O U A L I F I C A T I O N	S E X	TYPE OF EMPLOYMENT				RESUME DE TRAVAIL			TYPE OF EMPLOYMENT							
				FULL-TIME				TEMPS-PLEIN			PART-TIME							
				AGE														
				(COMPLETED YEARS)														
< 21	21 - 29	30 - 44	45 - 54	>= 55	(*)	TOT. ENS.	< 21	21 - 29	30 - 44	45 - 54								
PHARMACEUTICAL, MEDICAL GOS., CLEANING MAT.	618	1A	M	-	-	50.4	27.5	20.1	-	100.0	-	-	-	-				
			F	-	-	-	-	-	-	-	-	-	-	-				
			1B	M	-	10.3	56.0	22.7	10.8	-	100.0	-	-	-	-			
				F	-	31.0	37.0	23.6	-	100.0	-	-	-	-	-			
			2	M	-	11.9	54.5	22.8	10.5	-	100.0	-	-	-	-			
				F	-	34.1	48.4	11.0	4.8	-	100.0	-	-	-	-			
			3	M	3.3	34.9	45.5	10.7	4.4	-	100.0	-	-	60.0	-			
				F	1.9	37.6	40.8	12.6	7.0	-	100.0	-	-	-	-			
			4	M	18.6	59.6	16.4	3.5	-	100.0	-	36.3	43.2	11.6	-			
				F	6.1	43.1	34.7	10.3	5.7	-	100.0	-	35.6	42.4	12.6			
			5	M	10.9	35.1	29.4	12.9	11.8	-	100.0	-	-	-	-			
				F	44.0	41.2	10.5	3.2	-	100.0	8.6	25.2	38.3	20.7	-			
			T	M	25.8	37.8	20.9	8.6	6.9	-	100.0	9.2	24.7	35.9	20.8			
				F	13.4	30.5	21.9	18.4	15.8	-	100.0	-	-	-	-			
			PHARMACEUTICALS	618.1	1A	M	49.7	35.2	-	-	-	-	100.0	-	14.3	34.7	33.3	
						F	26.5	32.2	18.2	13.1	10.1	-	100.0	-	13.1	30.1	38.4	
						1B	M	2.8	31.1	43.0	14.3	8.3	-	100.0	-	-	20.8	31.7
							F	30.0	47.5	16.0	4.8	1.7	-	100.0	8.1	26.7	39.3	18.3
						2	M	9.3	35.0	36.5	12.0	6.7	-	100.0	8.5	25.7	37.7	19.5
							F	-	-	-	-	-	-	-	-	-	-	-
						3	M	-	-	-	-	-	-	-	-	-	-	-
							F	-	-	-	-	-	-	-	-	-	-	-
						4	M	-	-	-	-	-	-	-	-	-	-	-
							F	-	-	-	-	-	-	-	-	-	-	-
5	M	-				-	-	-	-	-	-	-	-	-	-			
	F	-				-	-	-	-	-	-	-	-	-	-			
T	M	-				-	-	-	-	-	-	-	-	-	-			
	F	-				-	-	-	-	-	-	-	-	-	-			
OTHER WHOLESALE DISTRIBUTION	619	1A				M	-	6.3	49.6	22.5	21.0	-	100.0	-	-	-		
						F	-	-	-	-	-	-	-	-	-	-		
						1B	M	-	6.5	49.2	23.1	20.6	-	100.0	-	-	-	
							F	-	12.1	49.2	24.7	12.3	-	100.0	-	-	-	
						2	M	3.3	13.9	46.4	24.7	11.6	-	100.0	-	-	-	
							F	-	20.6	53.5	18.8	6.7	-	100.0	-	-	-	
						3	M	34.9	28.5	23.9	17.4	6.6	-	100.0	-	-	44.9	
							F	4.4	21.5	50.1	15.2	9.1	-	100.0	-	-	-	
						4	M	2.5	33.3	39.8	13.5	8.6	-	100.0	-	-	-	
							F	25.2	48.8	13.9	5.9	6.3	-	100.0	8.5	33.9	37.6	15.5
			5	M	6.6	36.1	35.1	13.5	4.0	-	100.0	-	32.2	36.2	14.8			
				F	13.1	39.0	25.2	12.0	10.6	-	100.0	-	27.7	-	-			
			T	M	39.6	43.6	7.9	4.9	4.0	-	100.0	7.1	26.8	33.0	22.4			
				F	22.3	40.6	19.2	9.6	8.3	-	100.0	7.0	26.9	32.1	21.4			
			5	M	25.8	29.2	20.1	12.9	12.1	-	100.0	33.5	-	-	-			
				F	44.0	33.8	-	-	-	-	100.0	6.2	-	65.4	18.8			
			T	M	28.0	29.8	18.9	12.7	10.6	-	100.0	10.6	-	57.7	17.3			
				F	6.5	29.1	38.2	16.0	10.2	-	100.0	17.3	19.2	21.2	10.5			
			PAPER, BOOKS, STATIONERY, NEWSPAPERS	619.1/2	1A	M	34.2	42.7	11.7	6.6	4.7	-	100.0	6.8	21.6	43.6	19.6	
						F	12.3	31.9	32.6	14.1	9.0	-	100.0	8.1	21.3	40.8	18.5	
						1B	M	-	-	-	-	-	-	-	-	-	-	-
							F	-	-	-	-	-	-	-	-	-	-	-
						2	M	-	-	-	-	-	-	-	-	-	-	-
							F	-	-	-	-	-	-	-	-	-	-	-
3	M	-				-	-	-	-	-	-	-	-	-	-			
	F	-				-	-	-	-	-	-	-	-	-	-			
4	M	-				-	-	-	-	-	-	-	-	-	-			
	F	-				-	-	-	-	-	-	-	-	-	-			
5	M	-				-	-	-	-	-	-	-	-	-	-			
	F	-				-	-	-	-	-	-	-	-	-	-			
T	M	-				-	-	-	-	-	-	-	-	-	-			
	F	-				-	-	-	-	-	-	-	-	-	-			



SALARIES SELON L ACTIVITE, LE SEXE, LA QUALIFICATION, L AGE ET LE REGIME DE TRAVAIL

( % )

REGIME DE TRAVAIL TEMPS-PARTIEL		ALL TYPES OF EMPLOYMENT		ENS. DES REGIMES DE TRAVAIL						SEXE	O U A L I F I C A T I O N	NACE	ACTIVITE
AGE (ANNEES REVOLUES)		TOG. ENS.	< 21	21 29	30 44	45 54	>= 55 (*)	TOG. ENS.					
>= 55	(*)												
-	-	-	-	-	50.4	27.5	20.1	-	100.0	M	1A	618	PR. PHARM., MEDICAUX, D'ENTRETIEN
-	-	-	-	-	47.0	24.8	18.7	-	100.0	F	1A	618	
-	-	-	10.2	56.3	22.5	10.7	-	100.0	M	1B	618		
-	-	100.0	27.3	35.2	21.3	12.9	-	100.0	F	1B	618		
-	-	100.0	11.8	54.3	22.4	10.9	-	100.0	M	2	618		
-	-	-	34.1	48.4	11.0	4.7	-	100.0	F	2	618		
-	-	100.0	21.4	38.4	29.4	8.7	-	100.0	M	3	618		
-	-	100.0	3.3	34.7	45.7	10.7	4.4	-	100.0	F	3	618	
-	-	-	1.9	37.5	40.7	12.7	7.0	-	100.0	M	4	618	
-	-	100.0	14.3	53.1	23.9	5.8	2.9	-	100.0	F	4	618	
5.9	-	100.0	5.8	42.4	35.4	10.5	5.7	-	100.0	M	5	618	
-	-	100.0	11.1	34.4	28.6	13.3	12.7	-	100.0	F	5	618	
7.1	-	100.0	31.2	35.4	20.6	9.5	3.2	-	100.0	M	T	618	
9.5	-	100.0	22.2	34.9	24.2	11.2	7.5	-	100.0	F	T	618	
-	-	100.0	13.5	28.3	20.5	22.8	15.0	-	100.0	M	1A	618.1	
-	-	100.0	28.4	25.1	22.7	18.0	-	-	100.0	F	1A	618.1	
-	-	100.0	20.9	26.7	21.6	20.4	10.4	-	100.0	M	1B	618.1	
19.1	-	100.0	2.9	30.9	42.7	14.5	8.5	-	100.0	F	1B	618.1	
7.6	-	100.0	23.1	41.0	23.3	9.0	3.5	-	100.0	M	2	618.1	
8.6	-	100.0	9.2	34.0	36.7	12.8	6.9	-	100.0	F	2	618.1	
-	-	-	-	-	-	-	-	-	-	M	3	618.1	
-	-	-	-	-	-	-	-	-	-	F	3	618.1	
-	-	-	-	-	-	-	-	-	-	M	4	618.1	
-	-	-	-	-	-	-	-	-	-	F	4	618.1	
-	-	-	-	-	-	-	-	-	-	M	5	618.1	
-	-	-	-	-	-	-	-	-	-	F	5	618.1	
-	-	-	-	-	-	-	-	-	-	M	T	618.1	
-	-	-	-	-	-	-	-	-	-	F	T	618.1	
-	-	-	-	6.5	49.2	22.5	21.3	-	100.0	M	1A	619	
-	-	-	-	6.6	48.6	23.6	20.8	-	100.0	F	1A	619	
-	-	100.0	-	12.4	48.7	24.6	12.6	-	100.0	M	1B	619	
-	-	100.0	-	27.2	26.8	-	-	-	100.0	F	1B	619	
-	-	100.0	3.4	14.1	46.2	24.3	12.0	-	100.0	M	2	619	
-	-	-	-	20.7	53.5	18.7	6.7	-	100.0	F	2	619	
-	-	100.0	29.3	29.6	27.4	7.5	6.3	-	100.0	M	3	619	
-	-	100.0	4.4	21.9	49.9	17.2	6.6	-	100.0	F	3	619	
-	-	100.0	2.6	33.1	39.7	15.1	9.4	-	100.0	M	4	619	
-	-	100.0	20.6	44.9	20.1	8.4	5.8	-	100.0	F	4	619	
-	-	100.0	6.7	35.8	35.2	13.6	8.5	-	100.0	M	5	619	
-	-	100.0	13.0	38.7	25.2	12.1	11.0	-	100.0	F	5	619	
10.1	-	100.0	29.4	38.3	15.8	10.4	5.9	-	100.0	M	T	619	
11.5	-	100.0	20.0	38.5	21.1	11.4	8.8	-	100.0	F	T	619	
-	-	100.0	26.5	27.0	19.8	12.5	14.2	-	100.0	M	1A	619.1/2	
6.1	-	100.0	14.0	9.8	54.1	17.3	4.8	-	100.0	F	1A	619.1/2	
10.5	-	100.0	21.7	20.4	32.9	14.3	10.6	-	100.0	M	1B	619.1/2	
30.5	-	100.0	6.7	28.9	37.8	15.9	10.6	-	100.0	F	1B	619.1/2	
7.9	-	100.0	24.7	35.4	22.8	11.1	5.8	-	100.0	M	2	619.1/2	
10.8	-	100.0	11.8	30.8	33.6	14.6	9.2	-	100.0	F	2	619.1/2	
-	-	-	-	-	-	-	-	-	-	M	3	619.1/2	
-	-	-	-	-	-	-	-	-	-	F	3	619.1/2	
-	-	-	-	-	-	-	-	-	-	M	4	619.1/2	
-	-	-	-	-	-	-	-	-	-	F	4	619.1/2	
-	-	-	-	-	-	-	-	-	-	M	5	619.1/2	
-	-	-	-	-	-	-	-	-	-	F	5	619.1/2	
-	-	-	-	-	-	-	-	-	-	M	T	619.1/2	
-	-	-	-	-	-	-	-	-	-	F	T	619.1/2	

TAB.D2

EMPLOYEES ACCORDING TO ACTIVITY, SEX, QUALIFICATION, AGE AND TYPE OF EMPLOYMENT

( % )

ACTIVITY	NACE	QUALIFICATION	SEX	TYPE OF EMPLOYMENT				REGIME DE TRAVAIL			TYPE OF EMPLOYMENT					
				FULL-TIME				TEMPS-PLEIN			PART-TIME					
				AGE												
				(COMPLETED YEARS)												
				21	30	45	>=	TOG.		21	30	45				
				< 21	21-29	30-44	45-54	>= 55	(%)	ENS.	< 21	21-29	30-44	45-54		
WHOLESALE TRADE	61	1A	M	.	5.0	42.9	32.0	19.8	.	100.0	.	.	.	.		
			F	.	.	46.4	.	.	.	100.0	.	.	.	.		
		T	.	5.3	43.0	31.6	19.8	.	100.0	.	.	.	.	.		
		1B	M	0.5	13.9	50.7	24.2	10.4	.	100.0	.	.	45.4	.	.	
			F	11.1	38.5	27.4	17.5	5.5	.	100.0	.	15.7	33.6	11.8	.	
		T	1.1	15.4	49.4	23.8	10.1	.	100.0	.	13.3	36.5	11.6	.		
		2	M	0.5	22.1	51.3	18.3	7.8	.	100.0	.	.	38.2	.	.	
			F	16.7	46.2	20.3	10.6	6.2	.	100.0	.	26.5	45.4	12.0	.	
		T	2.0	24.2	48.5	17.6	7.6	.	100.0	.	.	23.2	43.7	16.2	.	
		3	M	2.8	33.1	39.8	16.0	8.3	.	100.0	.	6.0	27.7	24.0	20.8	
			F	26.6	50.4	13.4	6.4	3.2	.	100.0	.	4.0	34.3	42.1	14.0	
		T	6.2	35.5	36.1	14.6	7.6	.	100.0	.	4.2	33.4	39.8	14.9		
	4	M	12.7	32.8	30.5	13.6	10.4	0.1	100.0	22.0	18.7	16.7	19.4	.		
		F	47.3	38.7	7.7	3.9	2.4	.	100.0	10.0	29.1	35.0	18.5	.		
	T	20.3	34.1	25.4	11.5	8.6	0.1	100.0	12.1	27.2	31.7	18.6	.			
	5	M	22.3	28.4	24.6	13.2	11.5	.	100.0	26.3	11.2	12.2	23.2	.		
		F	41.5	32.8	14.3	8.1	3.3	.	100.0	7.0	12.0	49.1	21.2	.		
	T	24.6	28.9	23.4	12.6	10.5	.	100.0	12.1	11.8	39.2	21.7	.			
	T	M	6.5	28.2	38.8	16.7	9.7	0.1	100.0	18.3	17.6	19.1	21.1	.		
	T	F	36.4	42.6	11.8	6.0	3.2	.	100.0	7.7	27.6	39.0	17.4	.		
	T	T	11.0	30.3	34.8	15.1	8.7	0.1	100.0	9.7	25.7	35.3	18.1	.		
	FOOD, DRINK, TOBACCO	641/642	1A	M	.	.	45.5	28.3	.	.	100.0	.	.	.	.	
				F	.	.	47.9	25.2	.	.	100.0	.	.	.	.	
			T	.	23.5	40.7	23.8	.	.	100.0	.	.	.	.	.	
1B			M	.	23.6	42.6	21.8	.	.	100.0	.	.	.	.	.	
			F	.	26.7	47.8	15.6	9.0	.	100.0	.	.	.	.	.	
T			.	28.0	47.3	15.1	8.7	.	100.0	.	.	.	.	.		
2			M	8.0	46.6	29.3	7.4	8.4	.	100.0	70.1	.	.	.	.	
			F	42.9	34.7	13.9	5.2	2.6	.	100.0	37.1	28.3	21.4	8.7	.	
T			17.5	43.4	25.1	6.8	6.8	.	100.0	46.8	26.1	15.1	6.9	.		
3			M	48.3	27.5	11.6	6.1	5.9	.	100.0	90.8	4.5	1.1	1.1	.	
			F	69.9	21.5	4.8	2.8	0.8	.	100.0	56.6	11.1	19.8	10.1	.	
T			60.7	24.0	7.7	4.2	3.0	0.4	100.0	69.8	8.5	12.6	6.6	.		
4		M	.	.	.	.	.	.	.	.	.	.	.	.		
		F	.	.	.	.	.	.	.	.	.	.	.	.		
T		M	25.6	34.5	23.7	8.5	7.3	0.4	100.0	90.1	5.0	1.1	1.1	.		
T		F	63.9	24.1	7.1	3.3	1.3	.	100.0	55.4	12.1	19.9	10.1	.		
T		T	42.4	29.9	16.4	6.2	4.7	0.4	100.0	68.7	9.4	12.7	6.6	.		
DISPENSING CHEMISTS		643	1A	M	.	.	50.2	.	21.5	.	100.0	.	.	.	.	
				F	.	17.0	43.0	.	17.9	.	100.0	.	.	.	.	
			T	.	43.0	47.4	.	.	.	100.0	.	.	.	.		
			1B	M	.	46.1	20.5	15.9	.	100.0	.	.	.	.	.	
				F	.	24.4	26.1	.	.	100.0	.	.	.	.	.	
			T	19.8	50.4	18.3	7.2	4.3	.	100.0	.	54.0	22.2	10.5	.	
		2	M	18.0	48.2	18.9	9.2	5.7	.	100.0	.	53.8	22.3	10.4	.	
	F		.	23.8	19.6	.	.	100.0	.	.	.	.	.			
	3	M	22.5	56.8	10.0	5.5	5.1	.	100.0	12.3	41.5	24.5	13.6	.		
		F	21.6	54.7	11.3	6.4	6.0	.	100.0	12.6	41.0	24.1	13.5	.		
	4	M	51.8	16.4	28.4	25.3	24.3	.	100.0	38.1	.	.	25.7	.		
		F	33.1	34.4	6.3	.	.	.	100.0	28.2	21.2	26.5	12.4	.		
T	M	.	27.2	15.1	12.5	11.7	.	100.0	30.0	20.4	22.3	14.8	.			
T	F	.	.	.	.	.	.	.	.	.	.	.	.			
T	T	.	20.3	32.7	23.2	20.4	.	100.0	33.3	21.4	.	21.7	.			
MEDICAL GOODS, COSMETICS, CLEANING, MAT.	644	1A	M	24.6	50.9	12.9	6.7	4.8	.	100.0	16.2	36.2	24.9	12.2		
			F	21.0	45.7	16.2	9.5	7.5	.	100.0	17.8	34.8	23.2	13.1		
		T	.	.	54.8	.	.	.	100.0	.	.	.	.	.		
		1B	M	.	44.2	39.0	.	.	.	100.0	.	.	.	.	.	
			F	.	44.9	36.0	.	.	.	100.0	.	.	.	.	.	
		T	.	44.5	41.9	.	.	.	100.0	.	.	.	.	.		
	2	M	.	46.6	39.3	.	.	.	100.0	.	.	.	.	.		
		F	.	39.8	37.1	10.0	9.1	.	100.0	.	.	.	.	.		
	3	M	42.9	36.8	14.7	.	.	.	100.0	.	.	.	.	.		
		F	23.5	38.3	25.9	6.9	5.4	.	100.0	.	.	.	.	.		
	4	M	39.9	35.5	16.1	.	.	.	100.0	.	.	.	.	.		
		F	56.4	29.4	8.7	4.8	.	.	100.0	19.1	36.1	32.6	.			
T	52.9	30.7	10.3	5.7	.	.	100.0	20.7	35.6	31.1	.					
5	M	.	.	.	.	.	.	.	.	.	.	.	.			
	F	.	.	.	.	.	.	.	.	.	.	.	.			
T	M	12.6	37.5	34.0	9.9	6.0	.	100.0	.	.	.	.	.			
T	F	50.1	32.4	11.5	4.8	.	.	100.0	14.2	34.5	36.2	10.0	.			
T	T	34.5	34.5	20.8	6.9	3.1	.	100.0	14.9	33.5	34.2	10.8	.			

SALARIES SELON L ACTIVITE, LE SEXE, LA QUALIFICATION, L AGE ET LE REGIME DE TRAVAIL

( x )

REGIME DE TRAVAIL TEMPS-PARTIEL		ALL TYPES OF EMPLOYMENT		ENS. DES REGIMES DE TRAVAIL		SEXE	QUALIFICATION	NACE	ACTIVITE
AGE (ANNEES REVOLUES)		AGE (ANNEES REVOLUES)		AGE (ANNEES REVOLUES)					
>= 55	(*)	T06. ENS.	< 21	21 29	30 44				
		100.0		5.1	42.8	32.0	19.9		100.0
		100.0			37.1				100.0
		100.0			5.4	42.6	31.6	19.8	100.0
		100.0	0.5	13.9	50.7	24.1	10.6		100.0
32.0		100.0	9.3	32.7	28.0	16.0	12.4		100.0
32.3		100.0	1.2	15.3	49.0	23.5	10.7		100.0
		100.0	0.5	22.0	51.2	18.3	7.8		100.0
14.1		100.0	14.3	43.1	24.3	10.8	7.5		100.0
15.0		100.0	2.0	24.2	48.4	17.5	7.8		100.0
21.3		100.0	2.8	33.0	39.6	16.0	8.4		100.0
5.5		100.0	20.5	46.0	21.1	8.5	3.8		100.0
7.5		100.0	6.1	35.4	36.3	14.6	7.6		100.0
22.1		100.0	12.9	32.4	30.1	13.8	10.7	0.1	100.0
7.3		100.0	35.1	35.6	16.6	8.7	4.0		100.0
10.0		100.0	19.4	33.3	26.2	12.3	8.8	0.1	100.0
27.2		100.0	22.5	27.4	23.9	13.8	12.4		100.0
10.6		100.0	22.4	21.3	33.5	15.3	7.3		100.0
15.0		100.0	22.5	26.1	26.0	14.1	11.3		100.0
23.4		100.0	6.7	28.0	38.5	16.8	9.9	0.1	100.0
8.1		100.0	27.4	37.9	20.3	9.6	4.8	0.1	100.0
11.0	0.3	100.0	10.9	30.0	34.8	15.3	8.9	0.1	100.0
					45.5	28.3			100.0
					47.9	25.2			100.0
				23.0	39.9	23.3			100.0
									100.0
				23.0	41.5	21.3	10.1		100.0
				26.7	47.7	15.6	9.0		100.0
				55.4					100.0
				28.3	47.0	15.0	8.7		100.0
		100.0	10.7	45.5	28.0	7.1	8.4		100.0
		100.0	41.6	33.3	15.6	6.2	2.8		100.0
		100.0	20.5	41.6	24.1	6.8	6.7		100.0
2.2		100.0	69.8	15.9	6.3	3.6	4.0	0.5	100.0
1.9		100.0	62.6	15.8	13.0	6.8	1.4	0.4	100.0
2.0	0.4	100.0	65.5	15.8	10.3	5.5	2.5	0.4	100.0
									100.0
									100.0
2.5		100.0	46.8	24.8	16.2	6.0	5.7	0.4	100.0
2.0		100.0	59.6	18.0	13.6	6.7	1.7	0.4	100.0
2.2	0.4	100.0	53.4	21.3	14.9	6.4	3.6	0.4	100.0
				20.5	47.1		18.9		100.0
					45.4				100.0
				20.0	46.5		15.0		100.0
				41.4					100.0
		100.0	18.2	43.3	12.8		17.4		100.0
		100.0	13.7	42.8	17.1	12.4	14.1		100.0
				25.0	26.5				100.0
11.1		100.0	13.6	51.7	19.6	8.4	6.7		100.0
11.4		100.0	12.7	50.0	20.1	9.6	7.6		100.0
		100.0		23.2		17.7	23.0		100.0
8.1		100.0	18.5	50.8	15.7	8.7	6.2		100.0
8.7		100.0	18.1	49.4	16.2	9.2	7.1		100.0
14.3		100.0	20.0	16.7	17.2	25.4	19.8		100.0
11.1		100.0	35.1	25.1	20.6	10.0	8.9		100.0
11.7		100.0	31.1	22.9	19.7	14.0	11.7		100.0
									100.0
									100.0
18.6		100.0	12.1	20.6	24.8	22.8	19.3		100.0
10.3		100.0	20.8	44.2	18.3	9.2	7.3		100.0
10.9		100.0	19.6	41.0	19.2	11.0	9.0		100.0
					54.8				100.0
				44.2	39.0				100.0
				44.5	34.1				100.0
				42.3	39.9				100.0
				46.2	37.1				100.0
				39.7	37.0	10.4	8.9		100.0
		100.0	37.3	35.3	19.9				100.0
		100.0	21.7	37.3	27.9	7.5	5.5		100.0
			40.4	35.0	15.4				100.0
		100.0	49.1	30.7	13.4	5.7			100.0
		100.0	47.5	31.5	13.7	6.3			100.0
									100.0
									100.0
									100.0
		100.0	12.9	37.1	33.5	10.2	6.4		100.0
		100.0	43.8	32.8	15.8	5.7	1.8		100.0
		100.0	32.2	34.4	22.5	7.4	3.5		100.0

TAB.D2

EMPLOYEES ACCORDING TO ACTIVITY, SEX, QUALIFICATION, AGE AND TYPE OF EMPLOYMENT

( % )

ACTIVITY	NACE	Q U A L I F I C A T I O N	S E X	TYPE OF EMPLOYMENT					REGIME DE TRAVAIL		TYPE OF EMPLOYMENT						
				FULL-TIME					TEMPS-PLEIN		PART-TIME						
				AGE													
				(COMPLETED YEARS)													
				< 21	21 - 29	30 - 44	45 - 54	>= 55	(%)	TOT. EMS.	< 21	21 - 29	30 - 44	45 - 54			
CLOTHING	645	1A	M	-	17.8	42.6	19.4	20.3	-	100.0	-	-	-	-			
			F	-	17.7	44.3	19.3	18.7	-	100.0	-	-	-	-			
			T	-	27.5	41.7	24.2	-	-	100.0	-	-	-	-			
			1B	M	-	-	54.8	-	-	-	-	100.0	-	-	-	-	
				F	-	24.7	45.2	21.7	8.4	-	100.0	-	-	-	-		
			2	M	-	22.6	47.9	18.0	11.2	-	100.0	-	-	-	-	-	
				F	-	18.3	40.9	26.6	-	-	100.0	-	-	-	-	-	
			3	M	-	21.7	46.5	19.7	11.1	-	100.0	-	-	-	-	-	
				F	3.7	32.2	39.1	14.1	10.7	-	100.0	-	-	38.3	-	-	
			4	M	18.0	35.7	21.4	15.8	8.8	-	100.0	7.7	27.0	28.3	23.8		
				F	10.8	33.9	30.4	15.0	9.7	-	100.0	10.1	28.1	26.4	21.8		
			5	M	19.5	33.3	20.5	12.9	13.5	-	100.0	42.0	25.5	14.5	12.2		
				F	44.8	35.1	9.8	6.5	3.5	-	100.0	20.3	16.3	33.2	21.6		
			T	M	38.3	34.7	12.6	8.2	6.1	-	100.0	21.8	17.0	31.9	21.0		
				F	-	-	-	-	-	-	-	-	-	-	-		
			FOOTWEAR, LEATHER GOODS	646	1A	M	8.4	29.8	34.1	15.2	12.3	-	100.0	37.5	25.5	15.2	10.9
						F	36.5	34.5	14.2	9.4	5.1	-	100.0	18.7	18.0	32.4	21.7
						T	25.1	32.6	22.3	11.8	8.0	-	100.0	20.2	18.6	31.0	20.8
1B	M	-				-	41.0	29.7	26.6	-	100.0	-	-	-	-		
	F	-				-	48.3	-	-	-	100.0	-	-	-	-		
2	M	-				36.2	40.2	-	-	-	100.0	-	-	-	-		
	F	-				31.2	36.7	15.9	14.6	-	100.0	-	-	-	-		
3	M	-				32.1	35.1	15.3	14.1	-	100.0	-	-	-	-		
	F	10.0				38.9	29.2	11.1	10.7	-	100.0	-	-	-	-		
4	M	34.0				41.2	15.9	5.9	-	-	100.0	-	-	38.6	32.7		
	F	21.4				40.0	22.9	8.7	7.0	-	100.0	-	-	38.0	32.7		
5	M	44.3				28.0	10.8	11.9	5.0	-	100.0	73.8	21.7	-	-		
	F	69.8				25.6	2.9	1.4	0.9	-	100.0	38.9	17.3	17.8	10.1		
T	M	66.1				26.0	4.0	1.0	0.9	-	100.0	40.8	17.5	17.0	9.5		
	F	-				-	-	-	-	-	-	-	-	-	-		
FURN. FABRICS, HOUSEHOLD TEXTILES	647	1A				M	14.4	30.6	28.8	14.4	11.7	-	100.0	63.8	23.4	-	-
						F	61.7	29.2	5.7	2.5	8.8	-	100.0	36.3	19.1	18.9	10.6
						T	44.5	29.7	14.1	6.8	4.8	-	100.0	38.0	19.4	18.3	10.0
			1B	M	-	-	49.4	20.1	15.8	-	100.0	-	-	-	-		
				F	-	-	38.0	28.7	-	-	100.0	-	-	-	-		
			2	M	-	21.9	37.2	28.7	-	-	100.0	-	-	-	-		
				F	-	37.6	24.4	14.8	-	-	100.0	-	-	-	-		
			3	M	-	26.4	37.1	22.0	13.3	-	100.0	-	-	-	-		
				F	3.0	42.1	34.4	12.3	8.2	-	100.0	-	-	-	-		
			4	M	-	43.1	27.3	-	-	-	100.0	-	-	64.7	-		
				F	3.6	42.2	33.4	12.5	8.0	-	100.0	-	-	58.1	-		
			5	M	23.2	40.1	24.9	7.4	4.2	-	100.0	-	-	-	-		
				F	37.2	36.6	14.9	5.7	-	-	100.0	10.6	25.6	31.1	20.5		
			T	M	27.3	39.1	22.0	6.9	4.3	-	100.0	12.0	26.7	29.5	19.5		
				F	-	-	-	-	-	-	-	-	-	-	-		
			HOUSEHOLD FITMENTS, APPLIANCES	648/648	1A	M	11.3	36.3	31.8	12.4	8.1	-	100.0	-	-	-	-
						F	28.4	37.3	19.2	8.6	5.4	-	100.0	8.6	23.3	37.0	20.8
						T	14.8	36.5	29.2	11.6	7.6	-	100.0	9.3	23.6	34.2	21.8
1B	M	-				11.5	49.7	23.2	15.6	-	100.0	-	-	-	-		
	F	-				10.8	50.1	23.4	15.8	-	100.0	-	-	-	-		
2	M	-				24.4	45.7	21.1	8.0	-	100.0	-	-	-	-		
	F	-				26.5	42.6	20.3	9.3	-	100.0	-	-	-	-		
3	M	-				27.4	48.7	16.7	6.4	-	100.0	-	-	-	-		
	F	-				26.0	60.0	-	-	-	100.0	-	-	-	-		
4	M	1.9				27.2	50.2	15.2	5.5	-	100.0	-	-	-	29.8		
	F	4.4				40.4	36.6	11.5	6.8	-	100.0	-	-	-	-		
5	M	21.7				37.7	25.1	8.2	7.0	-	100.0	-	24.3	36.7	24.6		
	F	7.4				39.9	34.6	10.8	8.8	-	100.0	11.1	27.0	34.6	21.0		
T	M	23.0				40.1	22.8	7.9	6.1	-	100.0	48.4	23.0	12.8	-		
	F	58.9				28.7	6.6	3.7	1.2	-	100.0	29.2	22.0	28.0	14.2		
T	M	37.2				35.6	16.4	6.2	4.1	0.5	100.0	31.1	22.1	26.5	13.2		
	F	-				-	-	-	-	-	-	-	-	-	-		
T	M	11.2				36.6	33.4	11.7	6.9	0.2	100.0	31.8	31.2	15.2	6.5		
	F	47.3	30.6	13.6	5.1	2.8	-	100.0	25.8	22.1	29.6	16.4					
T	M	21.1	34.9	28.0	9.8	5.8	0.3	100.0	26.6	23.3	27.7	15.0					
	F	-	-	-	-	-	-	-	-	-	-	-					

TAB.D2

SALARIES SELON L ACTIVITE, LE SEXE, LA QUALIFICATION, L AGE ET LE REGIME DE TRAVAIL

( % )

REGIME DE TRAVAIL TEMPS-PARTIEL		ALL TYPES OF EMPLOYMENT			ENS. DES REGIMES DE TRAVAIL			SEXE	NACE	ACTIVITE					
		AGE (ANNEES REVOLUES)													
>= 55	(°)	T06. ENS.	< 21	21 29	30 44	45 54	>= 55				(°)	T06. ENS.			
				17.6	42.2	19.2	20.9		100.0	M	1A	645	ARTICLES D HABILLEMENT		
									100.0	F					
				18.6	42.7	18.5	20.2		100.0	M	1B				
				24.7	41.0	21.8			100.0	F					
					43.5				100.0	M	2				
				27.2	41.8	18.6	11.7		100.0	F					
				22.4	47.9	18.3	11.1		100.0	M	3				
		100.0		20.8	37.6	25.3	13.4		100.0	F					
		100.0		22.0	45.5	19.9	11.7		100.0	M	4				
		100.0	4.8	32.4	37.9	13.7	10.9		100.0	F					
13.2		100.0	15.2	33.3	23.3	18.0	10.0		100.0	M	5				
13.5		100.0	10.6	32.9	29.7	16.1	10.4		100.0	F					
		100.0	23.7	31.9	19.4	12.8	12.1		100.0	M	1A	646		CHAUSSURES, MAROQUINERIE	
8.4		100.0	32.4	25.6	21.6	14.1	6.0		100.0	F					
8.2		100.0	30.9	26.7	21.2	13.9	7.1		100.0	M	1B				
										F					
										M	2				
10.9		100.0	11.2	29.4	32.3	14.8	12.2		100.0	F					
9.1		100.0	28.4	27.0	22.5	15.0	6.9		100.0	M	3				
9.3		100.0	23.4	27.7	25.4	14.9	8.4	0.2	100.0	F					
					40.9	29.7	26.5		100.0	M	4				
					41.0	29.7	26.6		100.0	F					
					47.1				100.0	M	5				
				36.6	38.8	16.4			100.0	F					
				31.3	36.6	15.7	14.4		100.0	M	1A	647	TISSUS D AMEUBLEMENT		
		100.0		32.2	34.9	15.8	13.5		100.0	F					
			10.1	38.8	29.3	10.9	10.9		100.0	M	1B				
		100.0	29.1	40.9	19.0	7.4	3.6		100.0	F					
		100.0	20.0	39.9	24.0	9.1	7.1		100.0	M	2				
		100.0	50.1	26.7	9.5	9.6	4.0		100.0	F					
8.0		100.0	57.1	22.2	9.0	5.0	3.4		100.0	M	3				
7.5		100.0	56.3	22.7	9.0	5.5	3.5		100.0	F					
										M	4				
										F					
		100.0	17.6	30.1	27.5	13.6	11.1		100.0	M	5				
7.8		100.0	52.2	25.5	10.6	5.5	3.4		100.0	F					
7.4		100.0	42.6	26.7	15.3	7.7	5.6		100.0	M	1A	648		EQUIPEMENT DU FOYER	
					50.2	18.6			100.0	F					
					49.4	20.1	15.8		100.0	M	1B				
					34.3	35.6			100.0	F					
					37.4	35.3			100.0	M	2				
				23.4	36.9	24.0	14.5		100.0	F					
				29.9	35.3	21.4	12.2		100.0	M	3				
		100.0	2.9	41.5	34.2	12.5	8.9		100.0	F					
		100.0		32.3	40.8	14.5			100.0	M	4				
			3.5	39.7	35.5	12.9	8.3		100.0	F					
			23.5	40.3	24.4	7.3	4.1		100.0	M	5				
10.5		100.0	24.2	31.2	22.8	12.9	7.4		100.0	F					
10.0		100.0	23.8	36.3	23.7	9.7	5.6		100.0	M	1A	649			
										F					
										M	1B				
										F					
				26.0	41.4	20.1	10.9		100.0	M	2				
		100.0		29.0	47.4	16.5	6.4		100.0	F					
		100.0	1.8	27.9	48.8	16.0	5.5		100.0	M	3				
		100.0	4.6	40.3	36.4	11.4	7.1		100.0	F					
		100.0	18.3	33.4	28.8	13.5	5.8		100.0	M	4				
8.3		100.0	7.8	38.7	34.6	11.9	6.8		100.0	F					
11.5		100.0	24.3	39.2	22.3	7.7	6.4		100.0	M	5				
6.0		100.0	46.2	25.9	15.8	8.2	3.2		100.0	F					
6.5		100.0	35.7	32.2	18.9	8.0	4.7	0.5	100.0	M	1A	648/649			
										F					
										M	1B				
										F					
15.4		100.0	12.0	36.4	32.8	11.5	7.2	0.2	100.0	M	2				
5.5		100.0	38.8	27.3	19.9	9.5	3.9	0.6	100.0	F					
6.9		100.0	22.0	32.9	27.9	10.7	6.0	0.4	100.0	M					

TAB.D2

EMPLOYEES ACCORDING TO ACTIVITY, SEX, QUALIFICATION, AGE AND TYPE OF EMPLOYMENT

( % )

ACTIVITY	NACE	QUALIFICATION	SEX	TYPE OF EMPLOYMENT				REGIME DE TRAVAIL			TYPE OF EMPLOYMENT					
				FULL-TIME				TEMPS-PLEIN			PART-TIME					
				AGE												
				(COMPLETED YEARS)												
				< 21	21-29	30-44	45-54	>= 55	(*)	TOT. ENS.	< 21	21-29	30-44	45-54		
BOOKS, NEWSPRS., STATIONERY, OFFICE SUPPS.	653	1A	M	-	-	29.3	43.2	21.7	-	100.0	-	-	-	-		
			F	-	-	31.3	43.1	20.3	-	100.0	-	-	-	-		
			T	-	25.1	49.1	14.0	10.4	-	-	100.0	-	-	-	-	
			1B	M	-	27.5	45.8	14.0	9.7	-	-	100.0	-	-	-	-
				F	-	31.2	37.5	21.2	8.7	-	-	100.0	-	-	-	-
				T	-	-	51.6	-	-	-	-	100.0	-	-	-	-
			2	M	-	30.9	39.6	19.6	8.7	-	-	100.0	-	-	-	-
				F	6.1	45.8	26.0	15.9	6.2	-	-	100.0	-	-	-	-
				T	19.8	42.3	16.8	13.2	7.2	-	-	100.0	-	34.7	29.3	20.8
			3	M	10.8	44.6	22.8	14.9	6.6	-	-	100.0	-	36.4	26.2	20.7
				F	20.5	41.3	21.6	8.8	7.5	-	-	100.0	35.4	29.0	-	-
				T	52.8	33.9	6.5	5.2	-	-	-	100.0	11.4	33.0	27.1	18.9
			4	M	37.5	37.4	13.7	6.9	4.4	-	-	100.0	15.1	32.4	24.5	16.9
				F	-	-	-	-	-	-	-	-	-	-	-	-
				T	-	-	-	-	-	-	-	-	-	-	-	-
OTHER RETAIL DISTRIBUTION	654/655	1A	M	9.7	37.5	29.0	15.1	8.3	-	100.0	28.3	33.7	-	-		
			F	41.4	36.1	11.2	7.8	3.3	-	-	100.0	9.5	33.9	27.5	19.1	
			T	21.8	37.0	22.2	12.3	6.4	-	-	100.0	12.3	33.8	24.7	17.5	
			1B	M	-	-	62.9	15.9	17.4	-	-	100.0	-	-	-	-
				F	-	-	58.0	19.0	19.4	-	-	100.0	-	-	-	-
				T	-	11.2	54.0	20.5	12.3	-	-	100.0	-	-	-	-
			2	M	-	11.5	54.6	20.8	12.1	-	-	100.0	-	-	-	-
				F	-	21.9	52.9	17.4	7.8	-	-	100.0	-	-	-	-
				T	-	-	-	-	-	-	-	100.0	-	-	-	-
			3	M	10.4	36.1	36.0	12.7	4.5	-	-	100.0	-	-	-	-
				F	44.3	29.1	10.3	12.4	-	-	-	100.0	-	21.9	34.7	22.1
				T	17.5	34.6	30.6	12.6	4.4	-	-	100.0	-	20.8	31.2	24.1
			4	M	18.9	42.0	22.0	9.7	6.7	-	-	100.0	20.5	-	-	-
				F	42.6	39.0	9.9	5.2	2.5	-	-	100.0	11.6	30.6	31.0	21.3
				T	28.0	40.9	17.4	8.0	5.1	-	-	100.0	13.1	27.3	27.5	24.4
5	M	-	-	-	-	-	-	-	-	-	-	-	-			
	F	-	-	-	-	-	-	-	-	-	-	-	-			
	T	-	-	-	-	-	-	-	-	-	-	-	-			
VARIOUS NON-FOOD PRODUCTS	656	1A	M	11.8	34.3	34.3	12.6	6.7	-	100.0	20.5	11.2	-	38.8		
			F	40.8	34.9	11.3	9.0	3.3	-	-	100.0	9.1	28.7	31.7	21.6	
			T	19.7	34.5	28.0	11.6	5.8	0.5	-	100.0	10.9	26.0	28.1	24.3	
			1B	M	-	-	-	-	-	-	-	-	-	-	-	-
				F	-	16.3	51.1	20.4	12.2	-	-	100.0	-	-	-	-
				T	-	17.7	49.6	20.7	11.9	-	-	100.0	-	-	-	-
			2	M	-	18.5	47.3	21.9	12.3	-	-	100.0	-	-	-	-
				F	-	32.9	32.2	22.6	10.8	-	-	100.0	-	-	-	-
				T	-	22.3	43.3	22.1	11.9	-	-	100.0	-	-	-	-
			3	M	-	34.3	36.8	15.4	11.6	-	-	100.0	-	-	-	-
				F	13.8	44.9	16.3	17.3	1.7	-	-	100.0	-	16.8	17.5	34.6
				T	6.9	38.8	28.2	16.2	10.0	-	-	100.0	-	19.3	17.6	31.4
			4	M	23.0	32.1	24.0	11.8	9.0	-	-	100.0	76.7	16.1	-	-
				F	45.1	28.6	10.7	11.0	4.4	-	-	100.0	16.0	11.3	29.5	29.9
				T	34.9	30.2	16.8	11.4	6.5	-	-	100.0	22.6	11.8	26.6	26.7
5	M	-	-	-	-	-	-	-	-	-	-	-	-			
	F	-	-	-	-	-	-	-	-	-	-	-	-			
	T	-	-	-	-	-	-	-	-	-	-	-	-			
RETAIL TRADE	64/653-656	1A	M	12.0	28.7	33.6	15.1	10.5	-	100.0	69.6	18.7	-	-		
			F	35.3	32.2	13.6	13.2	5.5	-	-	100.0	14.2	12.2	27.9	30.4	
			T	22.4	30.3	24.6	14.3	8.3	-	-	100.0	20.1	12.8	25.4	27.3	
			1B	M	-	13.1	46.6	22.9	17.0	-	-	100.0	-	-	-	-
				F	-	-	50.9	23.0	16.4	-	-	100.0	-	-	-	-
				T	-	12.8	47.0	22.9	16.9	-	-	100.0	-	-	-	-
			2	M	4.3	21.2	46.8	20.9	10.3	-	-	100.0	-	-	-	-
				F	0.9	32.8	35.5	15.7	11.6	-	-	100.0	-	42.3	21.8	12.9
				T	0.5	22.9	45.2	20.2	10.5	-	-	100.0	-	30.9	20.3	14.4
			3	M	9.9	24.6	46.8	18.0	9.9	-	-	100.0	-	-	-	-
				F	2.7	38.3	31.1	14.3	6.4	-	-	100.0	-	48.4	22.6	16.4
				T	2.7	27.7	43.3	17.2	9.1	-	-	100.0	-	48.7	21.4	16.6
			4	M	5.9	40.6	33.7	11.0	8.6	0.2	-	100.0	41.5	29.5	8.3	4.3
				F	26.7	39.9	16.7	10.6	5.8	-	-	100.0	12.4	27.3	25.8	21.5
				T	13.1	40.4	27.8	10.9	7.6	0.2	-	100.0	16.5	27.6	23.5	19.1
5	M	31.5	32.9	18.7	8.9	7.5	-	-	100.0	84.1	7.6	2.4	2.4			
	F	56.8	27.8	7.4	5.4	2.2	0.3	-	100.0	35.2	14.2	25.8	17.5			
	T	46.0	30.0	12.3	6.9	4.5	0.3	-	100.0	47.1	12.6	20.1	13.8			
T	M	15.8	33.2	30.1	12.0	8.7	0.3	-	100.0	80.3	9.2	3.0	2.8			
	F	47.0	31.0	11.1	7.2	3.4	0.3	-	100.0	32.0	16.4	25.7	17.9			
	T	29.8	32.2	21.6	9.9	6.3	0.3	-	100.0	43.1	14.7	20.5	14.4			

TAB.D2

SALARIES SELON L ACTIVITE, LE SEXE,  
LA QUALIFICATION, L AGE ET LE REGIME  
DE TRAVAIL

( % )

REGIME DE TRAVAIL TEMPS-PARTIEL		ALL TYPES OF EMPLOYMENT		ENS. DES REGIMES DE TRAVAIL		SEXE	QUALIFICATION	NACE	ACTIVITE					
AGE (ANNEES REVOLUES)														
>= 55	(*)	T06. ENS.	< 21	21 29	30 44					45 54	>= 55	(*)	T06. ENS.	
-	-	-	-	-	28.8	42.5	23.1	-	100.0	M	1A	653	LIVRES, JOURN., PAPIER, EQ. BUREAU	
-	-	-	-	-	30.7	42.3	21.6	-	100.0	F	1B			
-	-	-	-	25.1	48.1	14.0	10.4	-	100.0	T				
-	-	-	-	-	28.5	44.9	13.5	9.3	100.0	M	2			
-	-	-	-	-	31.8	37.2	21.0	8.6	100.0	F				
-	-	-	-	-	48.9	48.9	-	-	100.0	T				
-	-	-	-	-	31.3	39.0	19.3	8.3	100.0	M	3			
-	-	100.0	5.8	46.0	25.0	16.0	7.2	-	100.0	F				
-	-	100.0	13.7	39.3	21.8	16.2	8.6	-	100.0	T				
12.7	-	100.0	9.4	42.9	23.5	16.1	7.8	-	100.0	M	4			
18.9	-	100.0	22.5	39.6	20.1	8.5	9.1	-	100.0	F				
9.6	-	100.0	34.8	33.5	15.4	11.1	5.1	-	100.0	T				
11.0	-	100.0	30.3	35.8	17.2	10.2	6.6	-	100.0	M	5			
-	-	-	-	-	-	-	-	-	-	F	T			
21.4	-	100.0	11.0	37.2	27.5	14.7	9.3	-	100.0	M	1A	654/655		AUTRES COMMERCES DE DETAIL
10.0	-	100.0	28.2	35.2	18.0	12.5	6.1	-	100.0	F	1B			
11.7	-	100.0	19.5	36.2	22.8	13.6	7.7	-	100.0	T				
-	-	-	-	-	61.4	17.9	17.0	-	100.0	M	2			
-	-	-	-	-	10.8	20.8	19.0	-	100.0	F				
-	-	100.0	-	30.6	52.0	19.7	13.7	-	100.0	T				
-	-	100.0	-	17.9	34.3	20.5	13.5	-	100.0	M	3			
-	-	-	-	21.9	45.7	17.4	7.8	-	100.0	F	4			
-	-	-	-	-	52.9	17.4	7.8	-	100.0	T				
-	-	100.0	10.0	22.1	50.3	19.0	7.4	-	100.0	M	5			
14.8	-	100.0	31.4	35.6	35.4	13.2	4.7	-	100.0	F	T			
14.7	-	100.0	16.6	33.1	18.6	15.7	7.6	-	100.0	M				
-	-	100.0	19.0	40.0	30.7	13.9	5.5	-	100.0	T				
4.6	-	100.0	31.7	36.1	21.2	11.7	7.5	-	100.0	M	4			
6.9	-	100.0	25.0	38.1	17.3	10.9	3.2	-	100.0	F				
-	-	-	-	-	19.4	11.3	5.5	-	100.0	T				
-	-	-	-	-	-	-	-	-	-	M	1A	656	PRODUITS DIVERS NON ALIMENT.	
8.4	-	100.0	12.1	33.4	33.4	13.5	7.1	-	100.0	F	1B			
8.9	-	100.0	29.5	32.7	18.6	13.5	5.1	-	100.0	T				
-	-	100.0	18.4	33.2	28.0	13.5	6.4	0.5	100.0	M	2			
-	-	-	-	-	-	-	-	-	-	F				
-	-	-	-	16.3	51.1	20.4	12.2	-	100.0	T				
-	-	-	-	-	18.1	49.2	20.5	12.2	100.0	M	3			
-	-	-	-	-	19.3	47.0	22.1	12.6	100.0	F				
-	-	-	-	-	34.1	30.8	23.7	10.1	100.0	T				
-	-	-	-	-	22.7	42.4	22.6	11.9	100.0	M	4			
-	-	100.0	-	34.7	36.1	14.8	12.0	-	100.0	F				
29.4	-	100.0	9.5	35.0	16.7	23.4	15.4	-	100.0	T				
28.7	-	100.0	6.1	34.8	26.1	19.2	13.7	-	100.0	M	5			
-	-	100.0	30.5	29.9	21.1	10.2	8.2	-	100.0	F				
13.3	-	100.0	29.5	19.3	20.7	21.1	9.1	-	100.0	T				
12.2	-	100.0	29.8	22.7	20.8	17.7	8.8	-	100.0	M	1A	64/653- 656	COMMERCE DE DETAIL	
-	-	-	-	-	-	-	-	-	-	F	1B			
-	-	-	-	-	-	-	-	-	-	T				
5.8	-	100.0	16.8	27.9	31.1	13.9	10.1	-	100.0	M	2			
15.2	-	100.0	25.0	22.5	20.5	21.6	10.2	-	100.0	F				
14.2	-	100.0	21.7	24.7	24.8	18.5	10.2	-	100.0	T				
-	-	-	-	13.5	46.3	22.8	17.1	-	100.0	M	3			
-	-	-	-	12.3	49.9	19.7	18.0	-	100.0	F				
-	-	100.0	-	13.3	46.6	22.5	17.2	-	100.0	T				
-	-	100.0	-	20.7	46.1	20.9	11.4	-	100.0	M	4			
13.4	-	100.0	5.8	35.5	31.6	14.9	12.1	-	100.0	F				
24.0	-	100.0	1.5	23.5	43.3	19.7	11.5	-	100.0	T				
-	-	100.0	0.6	24.9	46.4	18.0	10.0	-	100.0	M	5			
11.0	-	100.0	8.0	40.6	29.2	14.8	7.4	-	100.0	F				
11.9	-	100.0	2.6	29.2	41.7	17.1	9.3	-	100.0	T				
15.4	-	100.0	7.1	40.2	32.8	10.8	8.8	0.2	100.0	M	1A	656		
13.0	-	100.0	22.4	36.1	19.4	13.8	7.9	-	100.0	F	1B			
13.3	-	100.0	13.6	38.5	27.2	12.1	8.4	0.2	100.0	T				
3.1	-	100.0	47.8	25.1	13.7	6.9	6.2	0.3	100.0	M	2			
6.7	0.7	100.0	45.8	20.9	16.8	11.6	4.5	0.5	100.0	F				
5.8	0.6	100.0	46.5	22.3	15.7	10.0	5.1	0.4	100.0	T				
-	-	-	-	-	-	-	-	-	-	M	3			
-	-	-	-	-	-	-	-	-	-	F				
4.4	-	100.0	27.0	29.0	25.4	10.4	7.9	0.3	100.0	T				
7.5	0.6	100.0	40.1	24.2	17.9	12.1	5.3	0.4	100.0	M	4			
6.8	0.5	100.0	34.2	26.3	21.2	11.4	6.5	0.3	100.0	F				

TAB.D3

EMPLOYEES ACCORDING TO ACTIVITY, SEX,  
QUALIFICATION, LENGTH OF SERVICE IN  
ENTERPRISE AND TYPE OF EMPLOYMENT

(%)

ACTIVITY	NACE	Q U A L I F I C A T I O N	S E X	TYPE OF EMPLOYMENT						REGIME DE TRAVAIL		TYPE OF EMPLOYMENT				
				FULL-TIME						TEMPS-PLEIN		PART-TIME				
				LENGTH OF SERVICE IN ENTERPRISE (COMPLETED YEARS)												
		< 2	2 - 4	5 - 9	10 - 19	>= 20	(*)	TOT. EMS.	< 2	2 - 4	5 - 9	10 - 19				
AGRIC. PRIMARY PROD., LIVE- STOCK, TEXT.	611	1A	M		15.5	11.2	31.3	30.6		100.0						
			F		15.5	11.2	31.2	30.7		100.0						
		1B	M	15.5	17.1	20.5	25.6	20.6		100.0						
			F	16.0	18.1	19.9	25.3	20.0		100.0						
		2	M	18.4	23.8	18.1	19.4	19.1		100.0						
			F	18.4	24.1	18.3	19.5	18.5		100.0						
	3	M	21.1	23.8	20.1	22.1	12.1		100.0							
		F	30.9	44.9	18.3				100.0	39.2	40.3		22.9			
	4	M	22.2	26.1	19.9	20.2	11.0		100.0	31.8	27.1		22.9			
		F	34.3	33.1	18.6	18.0	5.8		100.0							
	5	M	56.3	33.1	9.5				100.0	43.6	36.7		13.1			
		F	37.3	23.5	17.4	15.6	5.1		100.0	43.8	36.1		12.6			
T	M	35.0	30.4	13.5	10.5	7.0		100.0								
	F	38.6	37.8					100.0	68.3							
FUELS, ORES, INDUSTRIAL CHEMICALS	612	1A	M													
			F		15.0	14.4	27.5	21.8		100.0						
		1B	M	22.9	13.3	19.5	25.1	18.8		100.0						
			F							100.0						
		2	M	24.1	14.4	18.6	24.0	18.5		100.0						
			F	20.7	19.0	23.8	20.2	15.7		100.0						
	3	M	33.4	23.2	14.4	17.5	11.5		100.0							
		F	22.0	19.4	22.9	20.0	15.3		100.0							
	4	M	31.3	21.4	17.1	18.9	10.9		100.0							
		F	48.6	25.0	14.0	7.9	4.0		100.0	35.5	26.3		26.7			
	5	M	34.8	22.1	16.5	16.7	9.5		100.0	35.6	27.2		24.7			
		F	31.7	24.7	22.4	15.1	5.1		100.0	62.4						
T	M	60.0	27.2	7.8	2.7			100.0	55.5	29.3		10.0				
	F	38.4	25.3	19.0	12.2	4.1	1.1	100.0	56.8	28.5		10.2				
TIMBER, BUILDING MATERIALS	613	1A	M													
			F		15.0	14.4	27.5	21.8		100.0						
		1B	M	4.8	8.5	14.7	28.1	40.8		100.0						
			F	12.8	18.6	19.5	25.7	23.4		100.0						
		2	M	13.8	19.1	18.6	25.2	23.2		100.0						
			F	15.9	22.7	24.6	23.2	13.5		100.0						
	3	M	39.7	28.1					100.0							
		F	17.4	23.0	24.1	22.3	13.2		100.0							
	4	M	24.8	24.6	20.0	17.7	12.7		100.0							
		F	39.6	30.8	18.0	6.2			100.0	33.6	30.7		28.3			
	5	M	26.2	25.2	19.8	16.6	12.0		100.0	34.6	26.8		23.3			
		F	29.4	26.8	20.3	15.3	8.1		100.0	64.4						
T	M	63.3	27.0	7.9				100.0	51.9	21.5		14.3				
	F	33.5	26.8	18.8	13.5	7.2		100.0	55.7	19.2		14.6				
MACHINERY, EQUIPMENTS, VEHICLES	614	1A	M													
			F		15.0	14.4	27.5	21.8		100.0						
		1B	M	12.5	16.6	27.0	19.2	24.1		100.0						
			F	20.4	21.9	20.1	23.9	13.7		100.0						
		2	M	32.7	28.5					100.0						
			F	21.0	22.2	20.1	23.2	13.4		100.0						
	3	M	23.1	23.6	19.4	21.3	12.4		100.0							
		F	37.1	29.0	18.6	13.8			100.0							
	4	M	24.3	24.0	19.4	20.6	11.5		100.0							
		F	27.7	25.2	20.6	17.7	8.7		100.0							
	5	M	52.6	30.0	7.7	5.2	4.5		100.0	52.0	27.8		9.2			
		F	30.3	25.7	19.3	16.3	8.3		100.0	50.4	26.7		8.2			
T	M	39.5	26.9	16.9	11.3	5.2		100.0	60.6							
	F	56.9	31.5	7.3	4.4			100.0	53.8	30.9		9.3				
T	M	43.0	27.9	14.9	9.9	4.2		100.0	55.0	29.3		9.5				
	F	42.7	21.6	18.4	14.2	3.1		100.0								
T	M	43.1	21.4	18.3	14.1	3.1		100.0	45.0	36.7						
	F	29.3	24.7	19.5	17.1	9.3	0.2	100.0	50.4	25.9						
T	M	51.5	30.1	9.8	6.4	2.1		100.0	53.2	28.9		8.4				
	F	32.0	25.3	18.3	15.8	8.4	0.2	100.0	52.6	28.3		8.9				



TAB.D3

SALARIES SELON L ACTIVITE, LE SEXE,  
LA QUALIFICATION, L ANCIENNETE DANS  
L ENTREPRISE ET LE REGIME DE TRAVAIL

(x)

REGIME DE TRAVAIL TEMPS-PARTIEL		ALL TYPES OF EMPLOYMENT		ENS. DES REGIMES DE TRAVAIL		SEXE	QUALIFICATION	MACE	ACTIVITE
ANCIENNETE DANS L ENTREPRISE (ANNEES REVOLUES)									
>= 20	(*)	T06. ENS.	< 2	2 4	5 9				
-	-	-	-	15.5	11.2	31.3	30.6	-	100.0
-	-	-	-	15.3	11.8	31.0	30.5	-	100.0
-	-	-	15.5	17.1	20.5	25.6	20.6	-	100.0
-	-	-	-	-	-	-	-	-	100.0
-	-	-	15.9	18.0	19.8	25.5	20.3	-	100.0
-	-	-	18.5	23.8	18.1	19.4	19.1	-	100.0
-	-	-	-	-	-	-	-	-	100.0
-	-	100.0	18.9	24.2	18.2	19.3	18.3	-	100.0
-	-	100.0	21.1	23.4	20.3	22.0	11.9	-	100.0
-	-	100.0	32.8	43.9	18.2	-	-	-	100.0
-	-	100.0	22.6	26.1	20.0	19.5	10.6	-	100.0
-	-	100.0	34.4	22.1	18.5	17.9	5.8	-	100.0
-	-	100.0	52.2	34.3	10.6	-	-	-	100.0
-	-	100.0	37.7	24.4	17.0	14.9	4.8	-	100.0
-	-	100.0	36.2	30.0	13.3	10.0	7.0	-	100.0
-	-	100.0	50.1	26.9	8.8	-	-	-	100.0
-	-	100.0	40.8	29.0	11.8	8.2	5.4	-	100.0
-	-	100.0	27.0	22.6	18.4	19.6	11.0	1.4	100.0
-	-	100.0	46.4	34.9	12.3	3.6	1.4	-	100.0
-	-	100.0	30.1	24.5	17.4	17.1	9.5	-	100.0
-	-	100.0	-	14.9	14.3	27.3	22.7	-	100.0
-	-	-	-	14.8	14.3	27.2	22.6	-	100.0
-	-	-	22.8	13.5	19.5	25.0	18.8	-	100.0
-	-	-	-	-	-	-	-	-	100.0
-	-	-	24.0	14.4	18.6	23.9	18.6	-	100.0
-	-	-	20.8	18.8	23.7	20.4	15.7	-	100.0
-	-	100.0	32.0	23.0	17.6	16.9	10.5	-	100.0
-	-	100.0	22.2	19.3	22.9	20.0	15.1	-	100.0
-	-	100.0	31.4	21.5	17.1	18.8	10.8	-	100.0
-	-	100.0	45.7	25.3	16.7	7.9	3.9	-	100.0
-	-	100.0	34.8	22.4	17.0	16.2	9.2	-	100.0
-	-	100.0	32.8	24.7	22.0	14.7	4.9	-	100.0
-	-	100.0	58.5	27.9	8.6	3.4	-	-	100.0
-	-	100.0	40.8	25.7	17.8	11.1	3.6	0.9	100.0
-	-	100.0	41.4	21.4	22.5	10.6	3.1	-	100.0
-	-	100.0	-	-	-	-	-	-	100.0
-	-	100.0	40.6	21.1	23.3	11.0	2.8	-	100.0
-	-	100.0	28.8	20.7	20.4	18.4	10.9	0.7	100.0
-	-	100.0	50.5	26.3	12.6	6.7	3.2	-	100.0
2.3	-	100.0	33.3	21.9	18.8	16.0	9.3	0.7	100.0
-	-	-	5.5	8.1	14.9	28.4	40.0	-	100.0
-	-	-	5.8	8.4	14.6	27.8	40.3	-	100.0
-	-	-	13.2	18.6	19.4	25.5	23.3	-	100.0
-	-	-	-	-	-	-	-	-	100.0
-	-	-	14.1	19.1	18.6	25.1	23.2	-	100.0
-	-	-	16.2	22.6	24.5	23.1	13.6	-	100.0
-	-	-	40.9	28.2	-	-	-	-	100.0
-	-	-	17.8	23.0	23.9	22.1	13.2	-	100.0
-	-	100.0	24.9	24.5	19.9	17.8	12.8	-	100.0
-	-	100.0	38.1	30.8	20.6	6.5	-	-	100.0
-	-	100.0	26.5	25.3	20.0	16.4	11.7	-	100.0
-	-	100.0	30.3	26.5	20.2	15.0	7.9	-	100.0
-	-	100.0	59.9	25.3	9.8	4.0	-	-	100.0
-	-	100.0	35.0	26.3	18.5	13.3	6.8	-	100.0
-	-	100.0	42.9	22.4	19.5	9.8	5.5	-	100.0
-	-	100.0	38.8	31.6	-	-	-	-	100.0
-	-	100.0	42.4	23.5	19.1	9.5	5.6	-	100.0
-	-	100.0	25.7	24.0	20.4	17.7	12.0	0.2	100.0
-	-	100.0	49.9	27.5	13.6	5.5	3.3	-	100.0
-	-	100.0	28.7	24.5	19.5	16.2	10.9	0.2	100.0
-	-	100.0	13.0	17.3	25.5	19.0	24.5	-	100.0
-	-	-	-	-	-	-	-	-	100.0
-	-	-	12.3	16.5	26.7	20.0	23.8	-	100.0
-	-	-	20.4	22.0	20.1	23.8	13.5	-	100.0
-	-	-	32.5	33.0	-	-	-	-	100.0
-	-	-	21.1	22.6	20.0	23.0	13.2	-	100.0
-	-	-	23.2	23.5	19.4	21.2	12.4	-	100.0
-	-	100.0	41.6	26.0	16.7	13.3	-	-	100.0
-	-	100.0	24.9	23.8	19.2	20.4	11.5	-	100.0
-	-	100.0	27.7	25.1	20.6	17.6	8.8	-	100.0
-	-	100.0	52.4	29.3	7.4	6.5	3.9	-	100.0
-	-	100.0	31.3	25.7	18.7	16.0	8.1	-	100.0
-	-	100.0	40.1	26.8	16.7	11.2	5.1	-	100.0
-	-	100.0	55.8	31.3	8.0	4.5	-	-	100.0
-	-	100.0	44.4	28.0	14.3	9.3	3.8	-	100.0
-	-	100.0	43.5	23.5	17.0	13.1	3.0	-	100.0
-	-	100.0	-	-	-	-	-	-	100.0
-	-	100.0	43.3	23.3	17.2	13.4	2.8	-	100.0
-	-	100.0	29.6	24.7	19.4	17.0	9.2	0.2	100.0
-	-	100.0	52.0	29.8	9.3	6.6	2.1	-	100.0
2.3	-	100.0	33.2	25.5	17.7	15.3	8.0	0.2	100.0

TAB.D3

EMPLOYEES ACCORDING TO ACTIVITY, SEX, QUALIFICATION, LENGTH OF SERVICE IN ENTERPRISE AND TYPE OF EMPLOYMENT

(%)

ACTIVITY	NACE	QUALIFICATION	SEX	TYPE OF EMPLOYMENT						REGIME DE TRAVAIL		TYPE OF EMPLOYMENT						
				FULL-TIME						TEMPS-PLEIN		PART-TIME						
				LENGTH OF SERVICE IN ENTERPRISE (COMPLETED YEARS)														
		< 2	2-4	5-9	10-19	>= 20	(*)	TOT. ENS.	< 2	2-4	5-9	10-19						
FURNITURE, HSEHD. GOODS, HARDWARE	615	1A	M	11.6	10.3	22.3	29.6	21.8	-	100.0	-	-	-	-	-			
			F	-	-	-	-	-	-	-	-	-	-	-	-	-		
			T	11.4	10.2	22.0	30.7	21.5	-	100.0	-	-	-	-	-	-		
			1B	M	15.8	22.4	19.9	24.4	16.2	-	100.0	-	-	-	-	-	-	
				F	-	-	-	-	-	-	100.0	-	-	-	-	-	-	
			2	M	16.0	23.0	20.5	23.4	15.8	-	100.0	-	-	-	-	-	-	
				F	22.4	22.6	23.1	20.5	11.4	-	100.0	-	-	-	-	-	-	
			3	M	42.8	26.8	18.8	-	-	-	100.0	-	-	-	-	-	-	
				F	24.8	23.1	22.6	18.5	10.3	-	100.0	-	-	24.5	-	-	-	
			4	M	24.0	25.3	23.1	18.3	8.4	-	100.0	-	-	-	-	-	-	
				F	35.8	38.4	18.3	4.9	-	-	100.0	-	-	-	-	-	-	
			5	M	32.4	26.9	22.5	16.6	7.7	-	100.0	38.4	35.7	16.5	-	-	-	
				F	35.8	38.4	18.3	4.9	-	-	100.0	39.4	34.2	15.9	-	-	-	
			T	M	32.8	28.2	19.0	14.5	5.4	-	100.0	56.7	26.6	-	-	-	-	
				F	55.7	30.4	10.0	3.1	-	-	100.0	46.8	36.6	10.9	4.7	-	-	
			TEXTILES, CLOTHING, FOOTWR. LEATHERWARE	616	1A	M	38.9	28.8	16.6	11.5	4.2	-	100.0	48.0	35.3	10.5	5.0	-
						F	53.6	23.4	11.8	8.0	3.2	-	100.0	-	-	-	-	-
						T	74.5	-	-	-	-	-	100.0	54.1	28.2	-	-	-
1B	M	55.0				23.5	11.1	7.5	3.0	-	100.0	57.4	29.1	-	-	-	-	
	F	26.7				24.8	21.0	17.9	8.9	0.6	100.0	54.1	23.6	-	-	-	-	
2	M	48.2				31.9	13.7	3.8	1.6	-	100.0	43.0	34.9	13.5	5.1	-	-	
	F	30.1				25.9	19.9	15.7	7.8	0.6	100.0	44.7	33.2	12.8	5.5	-	-	
3	M	9.1				11.5	16.5	26.9	33.9	-	100.0	-	-	-	-	-	-	
	F	-				-	-	-	-	-	100.0	-	-	-	-	-	-	
4	M	8.9				11.3	17.9	26.5	33.3	-	100.0	-	-	-	-	-	-	
	F	15.9				21.1	23.0	20.5	19.0	-	100.0	-	-	-	-	-	-	
5	M	22.4				20.0	21.1	18.4	17.4	-	100.0	85.8	-	-	-	-	-	
	F	20.5				22.4	21.0	18.0	18.1	-	100.0	82.9	-	-	-	-	-	
T	M	33.1				42.3	-	-	-	-	100.0	-	-	-	-	-	-	
	F	21.7				24.3	20.0	16.8	17.0	-	100.0	-	-	-	-	-	-	
3	M	26.4				23.6	18.1	17.5	14.4	-	100.0	-	-	-	-	-	-	
	F	45.0				30.0	15.1	5.9	-	-	100.0	34.9	30.6	22.7	-	-	-	
4	M	30.6				25.1	17.4	14.8	12.1	-	100.0	31.8	28.0	25.0	11.4	-	-	
	F	30.0	23.7	18.1	17.2	10.8	-	100.0	46.8	-	-	-	-	-				
5	M	44.9	33.4	14.1	6.2	-	-	100.0	42.6	33.4	17.3	6.0	-	-				
	F	36.1	27.7	16.4	12.6	7.0	-	100.0	42.9	33.0	16.4	6.0	-	-				
FOOD, DRINK, TOBACCO	617	1A	M	43.4	22.3	16.8	11.8	5.7	-	100.0	-	-	-	-	-			
			F	68.8	20.4	-	-	-	-	100.0	-	-	-	-	-			
			T	50.3	21.8	14.4	9.0	4.4	-	100.0	48.2	28.5	18.0	-	-			
			1B	M	25.6	22.4	18.9	17.8	15.0	-	100.0	44.4	30.4	16.7	-	-		
				F	47.4	30.7	13.6	5.5	2.6	-	100.0	30.1	25.5	15.2	13.4	-		
			2	M	31.2	24.5	17.6	14.7	11.9	-	100.0	46.5	29.3	16.5	5.4	-		
				F	11.4	14.7	10.9	29.7	22.8	-	100.0	44.5	28.9	16.3	6.4	-		
			3	M	11.3	14.5	11.4	28.3	23.0	-	100.0	-	-	-	-	-		
				F	19.7	21.8	21.8	20.6	14.6	-	100.0	-	-	-	-	-		
			4	M	19.3	22.6	22.1	20.5	14.0	-	100.0	-	-	-	-	-		
				F	18.7	25.7	20.0	19.7	14.6	-	100.0	-	-	-	-	-		
			5	M	43.2	28.2	-	-	-	-	100.0	-	-	-	-	-		
				F	20.2	25.8	19.5	18.3	13.9	-	100.0	-	-	-	-	-		
			T	M	26.3	23.5	22.0	15.9	9.8	2.4	100.0	-	-	-	-	-		
				F	46.7	28.6	16.4	-	-	-	100.0	39.6	40.0	12.4	-	-		
			3	M	29.5	24.3	21.2	13.8	8.8	2.4	100.0	38.8	40.6	13.4	-	-		
				F	40.7	25.4	16.9	11.5	4.4	1.0	100.0	52.9	20.5	-	-	-		
			4	M	56.9	28.5	10.4	-	-	-	100.0	43.8	39.9	10.9	-	-		
F	43.8	26.0		15.7	9.9	3.7	0.8	100.0	46.8	33.6	10.7	6.1	-					
5	M	51.0	26.1	11.8	8.0	1.8	-	100.0	64.0	-	-	-	-					
	F	61.4	30.6	-	-	-	-	100.0	78.4	-	-	-	-					
T	M	52.3	26.7	11.2	7.0	1.8	-	100.0	73.3	15.4	-	-	-					
	F	33.0	24.4	18.1	14.5	8.1	1.9	100.0	54.6	24.2	11.4	-	-					
TOBACCO PRODUCTS	617.6	1A	M	53.0	28.9	12.3	3.5	1.7	-	100.0	48.5	34.1	10.7	5.8	-			
			F	35.9	25.0	17.2	12.9	7.2	1.7	100.0	50.2	31.3	10.9	5.5	-			
			T	-	-	-	-	-	-	-	-	-	-	-	-	-		
			1B	M	-	-	-	-	-	-	-	-	-	-	-	-	-	
				F	-	-	-	-	-	-	-	-	-	-	-	-	-	
			2	M	-	-	-	-	-	-	-	-	-	-	-	-	-	
				F	-	-	-	-	-	-	-	-	-	-	-	-	-	
			3	M	-	-	-	-	-	-	-	-	-	-	-	-	-	
				F	-	-	-	-	-	-	-	-	-	-	-	-	-	
			4	M	-	-	-	-	-	-	-	-	-	-	-	-	-	
				F	-	-	-	-	-	-	-	-	-	-	-	-	-	
			5	M	-	-	-	-	-	-	-	-	-	-	-	-	-	
				F	-	-	-	-	-	-	-	-	-	-	-	-	-	
			T	M	-	-	-	-	-	-	-	-	-	-	-	-	-	
				F	-	-	-	-	-	-	-	-	-	-	-	-	-	

TAB.D3

SALARIES SELON L ACTIVITE, LE SEXE,  
LA QUALIFICATION, L ANCIENNETE DANS  
L ENTREPRISE ET LE REGIME DE TRAVAIL

(%)

REGIME DE TRAVAIL TEMPS-PARTIEL		ALL TYPES OF EMPLOYMENT		ENS. DES REGIMES DE TRAVAIL		SEXE	QUALIFICATION	NACE	ACTIVITE				
ANCIENNETE DANS L ENTREPRISE (ANNEES REVOLUES)													
>= 20	(°)	T06. ENS.	< 2	2 4	5 9					10 19	>= 20	(°)	T06. ENS.
-	-	-	12.0	10.2	22.5	29.7	21.4	-	100.0	M	1A	615	MEUBLES, ART. MENAGERS QUINCAILLERIE
-	-	-	11.8	10.0	22.1	30.7	21.1	-	100.0	F	1A	615	
-	-	-	15.9	22.3	19.8	24.3	16.3	-	100.0	T	1B	615	
-	-	-	-	-	-	-	-	-	100.0	F	2	615	
-	-	-	16.0	23.1	20.7	23.1	15.9	-	100.0	T	2	615	
-	-	-	22.6	22.4	23.2	20.5	11.3	-	100.0	F	2	615	
-	-	100.0	37.7	26.7	19.8	-	-	-	100.0	F	3	615	
-	-	100.0	24.8	23.1	22.7	18.0	10.1	-	100.0	T	3	615	
-	-	100.0	24.1	25.3	23.0	19.1	8.4	-	100.0	F	3	615	
-	-	100.0	36.5	37.6	17.8	5.6	-	-	100.0	F	4	615	
-	-	100.0	26.1	27.3	22.1	16.1	7.5	-	100.0	T	4	615	
-	-	100.0	33.4	28.2	18.7	14.3	5.3	-	100.0	F	4	615	
-	-	100.0	52.6	32.5	10.3	3.6	-	-	100.0	F	5	615	
-	-	100.0	40.1	29.7	15.8	10.6	3.8	-	100.0	T	5	615	
-	-	100.0	54.3	23.8	11.1	7.8	3.0	-	100.0	F	5	615	
-	-	100.0	60.8	27.3	-	-	-	-	100.0	F	T	615	
-	-	100.0	55.4	24.4	10.5	7.3	2.5	-	100.0	T	T	615	
-	-	100.0	27.2	24.8	20.8	17.8	8.8	0.6	100.0	F	T	615	
-	-	100.0	46.5	32.9	13.6	4.2	1.6	-	100.0	T	T	615	
2.2	-	100.0	31.3	26.5	19.3	14.9	7.3	0.7	100.0	T	1A	616	
-	-	-	8.9	11.3	16.2	26.4	35.3	-	100.0	F	1A	616	
-	-	-	-	-	-	-	-	-	100.0	F	1B	616	
-	-	-	8.7	11.1	17.5	25.8	35.0	-	100.0	T	1B	616	
-	-	-	16.0	20.9	23.0	20.7	18.8	-	100.0	F	1B	616	
-	-	100.0	77.9	-	-	-	-	-	100.0	F	2	616	
-	-	100.0	31.8	18.2	18.4	16.1	14.7	-	100.0	T	2	616	
-	-	100.0	20.6	22.4	20.8	18.1	18.1	-	100.0	F	2	616	
-	-	100.0	31.2	39.5	11.7	-	-	-	100.0	F	3	616	
-	-	100.0	21.9	24.4	19.7	16.5	17.3	-	100.0	T	3	616	
-	-	100.0	26.2	23.5	18.4	17.5	14.3	-	100.0	F	3	616	
-	-	100.0	42.7	30.1	16.8	6.8	-	-	100.0	F	4	616	
-	-	100.0	30.7	25.3	18.0	14.6	11.3	-	100.0	T	4	616	
-	-	100.0	30.6	23.9	17.7	16.8	10.9	-	100.0	F	4	616	
-	-	100.0	44.0	33.4	15.3	6.1	1.2	-	100.0	F	5	616	
-	-	100.0	37.6	28.8	16.4	11.2	5.9	-	100.0	T	5	616	
-	-	100.0	42.1	23.5	16.3	11.7	6.4	-	100.0	F	5	616	
-	-	100.0	58.3	24.5	13.1	-	-	-	100.0	F	T	616	
-	-	100.0	48.8	23.9	15.0	7.9	4.3	-	100.0	T	T	616	
15.8	-	100.0	25.8	22.5	18.8	17.7	15.0	-	100.0	F	T	616	
-	-	100.0	47.1	30.2	14.6	5.5	2.3	-	100.0	T	T	616	
3.6	-	100.0	33.1	25.1	17.4	13.5	10.7	0.2	100.0	T	1A	617	PRODUITS ALIM., BOISSONS, TABAC
-	-	-	11.8	14.6	10.8	29.5	22.7	-	100.0	F	1A	617	
-	-	-	11.6	14.8	11.7	28.9	22.7	-	100.0	T	1A	617	
-	-	-	20.3	21.8	21.5	20.3	14.4	-	100.0	F	1B	617	
-	-	-	-	-	-	-	-	-	100.0	F	2	617	
-	-	100.0	20.7	22.7	21.3	19.8	13.5	-	100.0	T	2	617	
-	-	-	19.0	25.8	20.0	19.5	14.4	-	100.0	F	2	617	
-	-	100.0	41.1	28.7	-	-	-	-	100.0	F	3	617	
-	-	100.0	20.7	26.0	19.6	19.0	13.5	-	100.0	T	3	617	
-	-	100.0	26.4	23.6	22.0	15.8	9.8	2.4	100.0	F	3	617	
-	-	100.0	44.8	31.6	15.4	3.8	-	-	100.0	F	4	617	
-	-	100.0	30.0	25.2	20.7	13.4	8.4	2.2	100.0	T	4	617	
-	-	100.0	41.2	25.2	16.7	11.4	4.6	1.0	100.0	F	4	617	
-	-	100.0	53.5	31.5	10.6	3.9	-	-	100.0	F	5	617	
-	-	100.0	44.1	26.7	15.2	9.6	3.6	0.8	100.0	T	5	617	
-	-	100.0	51.6	26.0	11.8	7.6	1.8	-	100.0	F	5	617	
-	-	100.0	67.8	22.8	-	-	-	-	100.0	F	T	617	
-	-	100.0	54.7	25.4	10.8	6.6	1.6	-	100.0	T	T	617	
-	-	100.0	33.5	24.4	17.9	14.3	8.1	1.9	100.0	F	T	617	
-	-	100.0	51.8	30.3	11.8	4.2	1.4	-	100.0	F	T	617	
-	-	100.0	36.9	25.5	16.8	12.4	6.8	1.6	100.0	T	1A	617.6	PRODUITS DU TABAC
-	-	-	-	-	-	-	-	-	-	F	1A	617.6	
-	-	-	-	-	-	-	-	-	-	F	1B	617.6	
-	-	-	-	-	-	-	-	-	-	F	2	617.6	
-	-	-	-	-	-	-	-	-	-	F	3	617.6	
-	-	-	-	-	-	-	-	-	-	F	4	617.6	
-	-	-	-	-	-	-	-	-	-	F	5	617.6	
-	-	-	-	-	-	-	-	-	-	F	T	617.6	
-	-	-	-	-	-	-	-	-	-	F	T	617.6	
-	-	-	-	-	-	-	-	-	-	F	T	617.6	

TAB.D3

EMPLOYEES ACCORDING TO ACTIVITY, SEX, QUALIFICATION, LENGTH OF SERVICE IN ENTERPRISE AND TYPE OF EMPLOYMENT

(%)

ACTIVITY	NACE	O U A L I F I C A T I O N	S E X	TYPE OF EMPLOYMENT				REGIME DE TRAVAIL		TYPE OF EMPLOYMENT						
				FULL-TIME				TEMPS-PLEIN		PART-TIME						
				LENGTH OF SERVICE IN ENTERPRISE (COMPLETED YEARS)												
				< 2	2-4	5-9	10-19	>= 20	TOT. (%)							
				ENS.	ENS.	ENS.	ENS.	ENS.	ENS.	< 2	2-4	5-9	10-19			
PHARMACEUTICAL, MEDICAL GDS., CLEANING MAT.	618	1A	M	19.4	9.3	15.8	31.9	21.2	-	100.0	-	-	-	-		
			F	19.4	10.2	15.3	32.1	20.6	-	100.0	-	-	-	-		
		1B	M	16.2	24.8	23.5	19.2	16.3	-	100.0	-	-	-	-		
			F	16.5	16.5	36.2	21.1	-	-	100.0	-	-	-	-		
		2	M	16.1	24.1	24.5	19.4	15.9	-	100.0	-	-	-	-		
			F	25.6	35.7	15.4	16.2	6.8	-	100.0	-	-	-	-		
		3	M	61.6	12.3	14.4	7.0	-	-	100.0	-	-	-	-		
			F	30.3	32.6	15.3	15.0	6.5	-	100.0	-	-	-	-		
		4	M	27.6	29.7	21.9	13.8	7.0	-	100.0	-	-	-	-		
			F	50.7	29.7	14.0	4.2	-	-	100.0	45.2	22.7	24.9	6.2		
		5	M	33.3	29.7	19.9	11.4	5.6	-	100.0	45.1	23.3	23.8	6.8		
			F	34.2	26.5	21.5	11.4	6.0	-	100.0	53.1	-	-	-		
		T	M	56.8	28.2	11.1	3.4	-	-	100.0	43.6	35.7	15.6	4.2		
			F	44.4	27.3	16.8	7.8	3.5	-	100.0	44.5	35.2	14.2	5.1		
		PHARMACEUTICALS	618.1	1A	M	28.3	35.5	21.5	11.2	-	100.0	-	-	-	-	
					F	47.8	40.5	-	-	-	-	100.0	41.4	30.9	21.0	-
				1B	M	35.4	37.3	16.9	7.1	-	-	100.0	46.5	28.2	19.6	-
					F	26.2	29.7	20.0	15.4	8.4	-	100.0	52.0	27.1	-	-
				2	M	52.9	27.1	13.4	4.7	1.9	-	100.0	44.0	29.1	19.4	6.2
					F	32.6	29.1	18.4	12.9	6.9	-	100.0	44.7	29.0	18.1	6.9
OTHER WHOLESALE DISTRIBUTION	619			1A	M	-	-	-	-	-	-	-	-	-	-	
					F	-	-	-	-	-	-	-	-	-	-	
				1B	M	-	-	-	-	-	-	-	-	-	-	
					F	-	-	-	-	-	-	-	-	-	-	
				2	M	-	-	-	-	-	-	-	-	-	-	
					F	-	-	-	-	-	-	-	-	-	-	
				3	M	-	-	-	-	-	-	-	-	-	-	
					F	-	-	-	-	-	-	-	-	-	-	
				4	M	-	-	-	-	-	-	-	-	-	-	
					F	-	-	-	-	-	-	-	-	-	-	
				5	M	-	-	-	-	-	-	-	-	-	-	
					F	-	-	-	-	-	-	-	-	-	-	
				T	M	-	-	-	-	-	-	-	-	-	-	
					F	-	-	-	-	-	-	-	-	-	-	
		PAPER, BOOKS, STATIONERY, NEWSPAPERS	619.1/2	1A	M	10.9	28.0	16.4	20.3	19.5	4.9	100.0	-	-	-	-
					F	11.5	27.4	16.7	20.0	18.8	5.6	100.0	-	-	-	-
				1B	M	15.5	24.6	22.1	21.5	16.3	-	100.0	-	-	-	-
					F	35.8	21.1	-	-	-	-	100.0	-	-	-	-
				2	M	17.4	24.3	20.7	20.2	17.1	-	100.0	51.2	-	-	-
					F	25.3	19.6	20.8	21.5	12.8	-	100.0	-	-	-	-
3	M			63.4	18.4	10.2	-	-	-	100.0	-	-	-	-		
	F			29.8	19.4	19.7	20.2	11.9	-	100.0	-	-	-	-		
4	M			26.2	24.5	22.1	18.0	9.0	-	100.0	-	-	-	-		
	F			56.3	25.5	11.7	4.5	-	-	100.0	48.2	36.6	-	-		
5	M			31.7	24.7	20.2	15.6	7.7	-	100.0	47.2	35.6	8.8	-		
	F			39.8	26.1	17.0	10.7	6.3	-	100.0	53.7	-	-	-		
T	M			56.4	27.2	11.0	3.9	1.5	-	100.0	44.2	37.2	12.4	5.6		
	F			45.6	26.5	14.9	8.3	4.6	-	100.0	45.2	35.5	13.2	5.3		
PAPER, BOOKS, STATIONERY, NEWSPAPERS	619.1/2			1A	M	55.2	21.5	10.4	7.8	5.1	-	100.0	72.6	-	-	
					F	57.5	27.2	-	-	-	-	100.0	80.9	13.7	-	
				1B	M	55.5	22.2	10.7	7.2	4.5	-	100.0	79.5	15.0	-	
					F	30.1	24.0	19.4	16.3	9.8	0.2	100.0	55.7	22.3	15.5	
				2	M	56.1	25.6	10.5	4.8	2.8	-	100.0	54.4	30.3	9.1	5.2
					F	35.6	24.4	17.6	13.9	8.4	0.2	100.0	54.6	29.3	9.9	4.9
		3	M	-	-	-	-	-	-	-	-	-	-			
			F	-	-	-	-	-	-	-	-	-	-			
		4	M	-	-	-	-	-	-	-	-	-	-			
			F	-	-	-	-	-	-	-	-	-	-			
		5	M	-	-	-	-	-	-	-	-	-	-			
			F	-	-	-	-	-	-	-	-	-	-			
		T	M	-	-	-	-	-	-	-	-	-	-			
			F	-	-	-	-	-	-	-	-	-	-			

TAB.D3

SALARIES SELON L ACTIVITE, LE SEXE, LA QUALIFICATION, L ANCIENNETE DANS L ENTREPRISE ET LE REGIME DE TRAVAIL

(%)

REGIME DE TRAVAIL TEMPS-PARTIEL		ALL TYPES OF EMPLOYMENT		ENS. DES REGIMES DE TRAVAIL		SEX E	NACE	ACTIVITE						
ANCIENNETE DANS L ENTREPRISE (ANNEES REVOLUES)														
>= 20	(°)	100. ENS.	< 2	2 4	5 9				10 19	>= 20	(°)	100. ENS.		
-	-	-	19.4	9.3	15.8	31.9	21.2	-	100.0	M	1A	618	PR. PHARM., MEDICAMENTS, D'ENTRETIEN	
-	-	-	25.2	9.5	14.2	29.8	19.1	-	100.0	F	1A	618		
-	-	-	16.3	24.8	23.5	19.3	16.1	-	100.0	M	1B	618		
-	-	100.0	14.2	17.3	31.4	23.4	-	-	100.0	F	1B	618		
-	-	100.0	16.1	24.1	24.2	19.7	15.9	-	100.0	M	2	618		
-	-	100.0	25.6	35.7	15.4	16.3	6.8	-	100.0	F	2	618		
-	-	100.0	58.4	13.0	15.5	8.3	-	-	100.0	M	3	618		
-	-	100.0	30.3	32.4	15.4	15.1	6.5	-	100.0	F	3	618		
-	-	100.0	27.6	29.8	21.8	13.8	7.0	-	100.0	M	3	618		
-	-	100.0	49.2	27.7	17.1	4.7	-	-	100.0	F	3	618		
-	-	100.0	34.4	29.1	20.3	11.0	5.2	-	100.0	M	4	618		
-	-	100.0	35.1	26.6	20.5	11.6	5.9	-	100.0	F	4	618		
-	-	100.0	52.0	31.0	12.8	3.7	-	-	100.0	M	4	618		
-	-	100.0	44.4	29.0	16.2	7.2	2.9	-	100.0	F	4	618		
-	-	100.0	32.5	33.5	20.7	10.1	-	-	100.0	M	5	618		
-	-	100.0	44.7	35.8	14.6	-	-	-	100.0	F	5	618		
-	-	100.0	38.6	34.7	17.7	6.7	-	-	100.0	M	T	618		
-	-	100.0	26.6	29.7	19.8	15.4	8.3	-	100.0	F	T	618		
-	-	100.0	50.1	27.7	15.3	5.2	1.7	-	100.0	M	T	618		
-	-	100.0	33.9	29.1	18.4	12.2	6.3	-	100.0	F	T	618		
-	-	-	-	-	-	-	-	-	-	M	1A	618.1	PRODUITS PHARM.	
-	-	-	-	-	-	-	-	-	-	F	1A	618.1		
-	-	-	-	-	-	-	-	-	-	M	1B	618.1		
-	-	-	-	-	-	-	-	-	-	F	1B	618.1		
-	-	-	-	-	-	-	-	-	-	M	2	618.1		
-	-	-	-	-	-	-	-	-	-	F	2	618.1		
-	-	-	-	-	-	-	-	-	-	M	3	618.1		
-	-	-	-	-	-	-	-	-	-	F	3	618.1		
-	-	-	-	-	-	-	-	-	-	M	4	618.1		
-	-	-	-	-	-	-	-	-	-	F	4	618.1		
-	-	-	-	-	-	-	-	-	-	M	5	618.1		
-	-	-	-	-	-	-	-	-	-	F	5	618.1		
-	-	-	-	-	-	-	-	-	-	M	T	618.1		
-	-	-	-	-	-	-	-	-	-	F	T	618.1		
-	-	-	-	-	-	-	-	-	-	M	1A	619		AUTRES COMMERCES DE GROS
-	-	-	11.0	27.8	16.3	20.6	19.5	4.8	100.0	F	1A	619		
-	-	-	11.5	27.1	16.4	20.2	19.2	5.6	100.0	M	1A	619		
-	-	100.0	15.7	24.7	21.9	21.2	16.4	-	100.0	F	1A	619		
-	-	100.0	40.8	21.0	-	-	-	-	100.0	M	1B	619		
-	-	100.0	18.6	24.3	20.2	19.9	16.7	-	100.0	F	1B	619		
-	-	100.0	25.3	19.5	20.9	21.4	12.9	-	100.0	M	2	619		
-	-	100.0	55.5	22.8	-	11.8	-	-	100.0	F	2	619		
-	-	100.0	29.4	20.0	18.8	20.1	11.7	-	100.0	M	2	619		
-	-	100.0	26.3	24.6	22.2	17.9	9.0	-	100.0	F	2	619		
-	-	100.0	54.2	28.4	10.3	5.2	1.9	-	100.0	M	3	619		
-	-	100.0	32.7	25.4	19.5	15.0	7.4	-	100.0	F	3	619		
-	-	100.0	40.2	26.0	17.1	10.5	6.2	-	100.0	M	3	619		
-	-	100.0	52.6	30.3	11.4	4.4	1.2	-	100.0	F	3	619		
-	-	100.0	45.5	27.9	14.7	7.9	4.0	-	100.0	M	4	619		
-	-	100.0	56.8	21.5	9.9	7.1	4.6	-	100.0	F	4	619		
-	-	100.0	76.0	16.5	6.0	-	-	-	100.0	M	5	619		
-	-	100.0	64.2	19.6	8.4	4.8	3.0	-	100.0	F	5	619		
-	-	100.0	30.6	24.0	19.3	16.1	9.7	0.2	100.0	M	T	619		
-	-	100.0	55.5	27.2	10.0	4.9	2.1	-	100.0	F	T	619		
1.4	-	100.0	37.7	24.9	16.7	12.9	7.6	0.2	100.0	M	1A	619.1/2	PAPIER, LIVRES, JOURNAUX	
-	-	-	-	-	-	-	-	-	-	F	1A	619.1/2		
-	-	-	-	-	-	-	-	-	-	M	1B	619.1/2		
-	-	-	-	-	-	-	-	-	-	F	1B	619.1/2		
-	-	-	-	-	-	-	-	-	-	M	2	619.1/2		
-	-	-	-	-	-	-	-	-	-	F	2	619.1/2		
-	-	-	-	-	-	-	-	-	-	M	3	619.1/2		
-	-	-	-	-	-	-	-	-	-	F	3	619.1/2		
-	-	-	-	-	-	-	-	-	-	M	4	619.1/2		
-	-	-	-	-	-	-	-	-	-	F	4	619.1/2		
-	-	-	-	-	-	-	-	-	-	M	5	619.1/2		
-	-	-	-	-	-	-	-	-	-	F	5	619.1/2		
-	-	-	-	-	-	-	-	-	-	M	T	619.1/2		
-	-	-	-	-	-	-	-	-	-	F	T	619.1/2		

TAB.D3

EMPLOYEES ACCORDING TO ACTIVITY, SEX, QUALIFICATION, LENGTH OF SERVICE IN ENTERPRISE AND TYPE OF EMPLOYMENT

(%)

ACTIVITY	NACE	O U A L I F I C A T I O N	S E X	TYPE OF EMPLOYMENT				REGIME DE TRAVAIL			TYPE OF EMPLOYMENT							
				FULL-TIME				TEMPS-PLEIN			PART-TIME							
				LENGTH OF SERVICE IN ENTERPRISE														
				(COMPLETED YEARS)														
		< 2	2 - 4	5 - 9	10 - 19	>= 20	(*)	TOT. EWS.	< 2	2 - 4	5 - 9	10 - 19						
WHOLESALE TRADE	61	1A	M	11.6	14.9	17.2	26.1	26.2	4.0	100.0								
			F	11.5	14.7	17.6	26.2	25.9	4.0	100.0								
			T	18.1	20.8	20.8	23.2	16.6	0.5	100.0	37.2	28.9						
			M	33.3	26.7	17.2	10.4	11.8		100.0	59.1	20.5						
			F	19.0	21.2	20.5	22.4	16.3	0.5	100.0	53.7	22.6	7.9	8.2				
			T	21.5	23.8	20.8	20.4	13.1	0.4	100.0	41.8							
			M	43.6	25.3	15.1	10.4	4.4		100.0	34.1	24.5	19.3	8.3				
			F	23.5	23.9	20.3	19.5	12.3	0.5	100.0	35.9	22.4	18.7	9.6				
			T	26.3	24.7	20.9	17.6	9.8	0.6	100.0	33.8	22.0	20.0	10.2				
			M	47.1	30.4	13.8	5.0	3.3		100.0	43.3	31.7	15.1	7.5				
			F	29.3	25.5	19.9	15.9	8.9	0.6	100.0	42.1	30.5	15.8	7.8				
			T	35.8	25.9	18.4	13.5	5.9	0.5	100.0	56.8	22.0	10.8	6.5				
			M	56.4	29.6	9.7	3.4	0.7		100.0	47.8	33.9	12.0	5.5				
			F	40.3	26.7	16.5	11.3	4.7	0.4	100.0	49.4	31.8	11.8	5.7				
			T	46.4	24.5	15.0	9.7	3.6	0.8	100.0	64.2	26.2	6.4					
			M	56.6	31.3	7.7				100.0	63.1	18.3	11.5	5.7				
			F	47.6	25.3	14.1	8.7	3.3	1.0	100.0	63.4	20.5	10.2	4.5				
			T	28.6	24.2	19.6	17.1	9.9	0.7	100.0	52.8	22.4	11.6	7.1				
			M	51.4	29.3	11.7	4.8	2.3	0.5	100.0	48.5	30.5	12.9	6.1				
			F	32.0	25.0	18.4	15.2	8.7	0.6	100.0	49.3	29.0	12.7	6.3				
			T															
			FOOD, DRINK, TOBACCO	641/642	1A	M		31.7	29.2	18.5			100.0					
						F		28.2	33.9	19.6			100.0					
						T		24.4	21.6				100.0					
M	33.5									100.0								
F	32.0	24.3				14.6	18.9	10.2		100.0								
T	19.5	16.3				20.4	25.1	18.1		100.0								
M	19.3	17.9				20.1	24.3	17.9		100.0								
F	36.3	26.7				20.6	10.0	3.4	3.0	100.0	85.9							
T	51.2	24.9				16.5	4.8	2.2		100.0	55.8	24.8	15.1					
M	40.4	26.2				19.5	8.6	3.1	2.3	100.0	64.7	21.6	10.7					
F	55.3	27.3				8.1	5.5	3.5		100.0	79.8	18.9						
T	63.0	29.1				5.7	0.9		1.0	100.0	76.0	17.7	5.0	1.0				
M	59.7	28.4				6.7	2.9	1.6	0.7	100.0	77.5	18.2	3.3	0.6				
F																		
T																		
DISPENSING CHEMISTS	643	1A				M	42.6	25.9	14.8	10.0	5.2	1.6	100.0	80.0	18.7			
						F	60.1	28.4	8.0	1.8	0.8	0.9	100.0	74.9	18.1	5.6	1.1	
						T	50.3	27.0	11.8	6.4	3.3	1.3	100.0	76.8	18.3	3.7	0.7	
						M	36.1	28.3	19.8				100.0					
						F	56.6						100.0					
						T	42.9	26.3	18.1				100.0					
						M	46.0						100.0					
						F	45.1						100.0	47.5				
						T	45.4	19.1					100.0	45.4				
			M		40.6					100.0								
			F	32.7	30.3	20.0	11.2	4.4		100.0	33.6	25.2	28.2	8.2				
			T	30.5	31.2	19.8	12.0	5.2		100.0	33.2	25.3	28.3	8.6				
			M	22.7	46.7					100.0								
			F	38.6	36.6	14.8	5.6	4.1		100.0	36.3	36.3	17.3	6.1				
			T	37.6	37.2	14.1	6.5	4.4		100.0	36.5	35.8	17.8	5.9				
			M	20.9	21.3	32.1	15.4	8.6		100.0	61.9	18.3	16.2					
			F	49.3	33.9	14.0				100.0	52.9	24.0	12.7	6.3				
			T	38.0	28.9	21.2	7.1	4.2		100.0	54.6	22.9	13.3	5.7				
			M															
			F															
			T															
			MEDICAL GOODS, COSMETICS, CLEANING MAT.	644	1A	M	24.0	29.9	21.1	15.0	9.3		100.0	54.3	23.6	17.4		
						F	38.6	33.2	16.3	7.1	4.2		100.0	41.9	29.3	18.1	6.5	
						T	36.1	32.6	17.1	8.4	5.1	0.6	100.0	43.1	28.8	28.0	6.2	
M						47.0				100.0								
F						46.6				100.0								
T						22.9				100.0								
M	25.1	36.7								100.0								
F										100.0								
T	27.0	33.9				25.0				100.0								
M	32.5									100.0								
F										100.0								
T	34.6					28.4				100.0								
M	25.0	33.1				22.4	13.0	6.4		100.0								
F	52.5	26.1				11.6	6.6			100.0								
T	38.8	29.6				17.0	9.8	3.7		100.0	60.5							
M	67.5	26.1								100.0								
F	57.1	33.5				6.7				100.0	53.8	40.1						
T	59.3	32.0				5.7				100.0	54.8	38.4						
M																		
F																		
T																		
TOTAL						M	35.3	29.6	19.5	11.4	4.0		100.0					
						F	54.9	30.3	9.6	2.7		2.2	100.0	55.9	35.9			
						T	46.7	30.0	13.7	6.3	1.8	1.4	100.0	56.0	34.8			

TAB.D3

SALARIES SELON L ACTIVITE, LE SEXE, LA QUALIFICATION, L ANCIENNETE DANS L ENTREPRISE ET LE REGIME DE TRAVAIL

(%)

REGIME DE TRAVAIL		ALL TYPES OF EMPLOYMENT		ENS. DES REGIMES DE TRAVAIL		SEX	QUALIFICATION	MACE	ACTIVITE				
TEMPS-PARTIEL		OF EMPLOYMENT		DE TRAVAIL									
ANCIENNETE DANS L ENTREPRISE (ANNEES REVOLUES)													
>= 20	(°)	TOG. ENS.	< 2	2 4	5 9	10 19	>= 20	(°)	TOG. ENS.				
.	.	100.0	11.7	14.8	17.1	26.2	26.2	4.0	100.0	M	1A	61	COMMERCE DE GROS
.	.	100.0	12.0	14.6	17.5	26.1	25.8	4.0	100.0	F	1A	61	COMMERCE DE GROS
.	.	100.0	18.3	20.9	20.7	23.1	16.5	0.5	100.0	T	1B		
.	.	100.0	40.0	25.1	14.5	9.3	9.8		100.0	F	2		
.	.	100.0	19.9	21.2	20.2	22.1	16.0	0.5	100.0	T	2		
.	.	100.0	21.6	23.7	20.7	20.4	13.1	0.4	100.0	F	2		
.	.	100.0	42.1	25.2	15.8	10.1	4.7		100.0	F	3		
8.1	.	100.0	23.8	23.9	20.2	19.3	12.2	0.6	100.0	T	3		
10.8	.	100.0	26.4	24.7	20.9	17.6	9.8	0.7	100.0	M	3		
1.8	.	100.0	46.1	30.8	14.2	5.6	2.9		100.0	F	3		
3.0	.	100.0	30.0	25.8	19.7	15.4	8.5	0.6	100.0	T	3		
4.0	.	100.0	36.4	25.8	18.2	13.3	5.8	0.5	100.0	F	4		
0.7	.	100.0	53.6	31.0	10.5	4.1	0.7		100.0	F	4		
1.3	.	100.0	41.4	27.3	16.0	10.6	4.3	0.4	100.0	T	4		
.	.	100.0	47.4	24.6	14.5	9.2	3.5	0.8	100.0	F	5		
.	.	100.0	60.2	24.1	9.8	3.6	1.3		100.0	T	5		
1.4	.	100.0	50.2	24.5	13.5	8.0	3.0	0.8	100.0	F	5		
5.6	.	100.0	29.0	24.2	19.4	16.9	9.8	0.7	100.0	T	5		
1.4	0.5	100.0	50.5	29.7	12.1	5.2	2.0	0.5	100.0	F	5		
2.2	0.5	100.0	33.3	25.3	18.0	14.6	8.2	0.6	100.0	T	5		
.	.	100.0		31.7	29.2	18.5			100.0	F	1A	641/642	PR. ALIMENTAIRES, BOISSONS, TABAC
.	.	100.0		28.2	33.9	19.6			100.0	T	1A	641/642	PR. ALIMENTAIRES, BOISSONS, TABAC
.	.	100.0	34.6	23.9		21.4			100.0	F	1B		
.	.	100.0							100.0	T	1B		
.	.	100.0	33.7	23.6	15.6	17.7	9.4		100.0	F	2		
.	.	100.0	19.5	16.3	20.4	25.1	18.1		100.0	T	2		
.	.	100.0							100.0	F	2		
.	.	100.0	19.4	17.8	20.4	24.2	17.8		100.0	T	2		
.	.	100.0	38.5	26.1	19.7	9.6	3.2	2.9	100.0	F	3		
.	.	100.0	52.2	24.9	16.1	4.3	2.1		100.0	T	3		
.	.	100.0	42.8	25.7	18.6	7.9	2.9	2.1	100.0	F	3		
.	.	100.0	67.6	23.1	4.3	2.8	1.9		100.0	T	3		
.	.	100.0	70.1	22.9	5.3	1.0		0.6	100.0	F	4		
.	.	100.0	69.1	23.0	4.9	1.7	0.9	0.5	100.0	T	4		
.	.	100.0							100.0	F	5		
.	.	100.0	54.9	23.5	10.1	6.7	3.6	1.1	100.0	T	5		
.	.	100.0	67.5	23.2	6.8	1.4	0.5	0.5	100.0	F	5		
.	.	100.0	61.4	23.4	8.4	4.0	2.0	0.8	100.0	T	5		
.	.	100.0	31.7	37.0	17.4				100.0	F	1A	643	PHARMACIES
.	.	100.0	45.8						100.0	T	1A	643	PHARMACIES
.	.	100.0	36.9	36.5	16.1				100.0	F	1B		
.	.	100.0	44.3						100.0	T	1B		
.	.	100.0	45.7	18.1	17.0				100.0	F	2		
.	.	100.0	45.4	19.1	14.7		11.5		100.0	T	2		
.	.	100.0		40.1		21.6			100.0	F	2		
.	.	100.0	33.0	28.5	22.9	10.2	4.1		100.0	T	2		
.	.	100.0	31.4	29.2	22.7	10.9	4.6		100.0	F	3		
.	.	100.0	26.8	41.3					100.0	T	3		
3.8	.	100.0	37.7	36.5	15.8	5.8	4.0		100.0	F	3		
3.7	.	100.0	37.2	36.7	15.5	6.3	4.1		100.0	T	3		
.	.	100.0	39.5	19.9	24.8	9.7	4.7		100.0	F	4		
.	2.2	100.0	51.8	26.9	13.0	4.9	1.7	1.6	100.0	T	4		
.	2.0	100.0	48.6	25.1	16.1	6.2	2.5	1.5	100.0	F	4		
.	.	100.0							100.0	T	4		
.	.	100.0	33.0	28.1	20.0	11.5	6.7		100.0	F	5		
3.0	1.2	100.0	40.1	31.4	17.1	6.8	3.7	0.9	100.0	T	5		
2.8	1.1	100.0	39.1	31.0	17.5	7.5	4.1	0.8	100.0	F	5		
.	.	100.0			47.0				100.0	T	1A	644	ART. MEDICAUX, PRODUITS D'ENTRETIEN
.	.	100.0			46.6				100.0	F	1A	644	ART. MEDICAUX, PRODUITS D'ENTRETIEN
.	.	100.0	25.1	36.7	22.9				100.0	T	1B		
.	.	100.0							100.0	F	1B		
.	.	100.0	27.3	32.1	25.3				100.0	T	2		
.	.	100.0	33.5						100.0	F	2		
.	.	100.0			26.7				100.0	T	2		
.	.	100.0	36.7		22.6				100.0	F	2		
.	.	100.0	25.2	33.2	22.6	12.8	6.3		100.0	T	3		
.	.	100.0	54.0	26.3	11.1	5.8			100.0	F	3		
.	.	100.0	40.5	29.5	16.5	9.0	3.4		100.0	T	3		
.	.	100.0	67.8	26.0					100.0	F	4		
.	.	100.0	56.9	34.8	6.5				100.0	T	4		
.	.	100.0	58.6	33.2	9.7				100.0	F	4		
.	.	100.0							100.0	T	4		
.	.	100.0							100.0	F	5		
.	.	100.0							100.0	T	5		
.	.	100.0	35.8	29.4	19.3	11.4	3.9		100.0	F	5		
.	.	100.0	55.1	31.3	9.1	2.4		1.8	100.0	T	5		
.	.	100.0	47.8	30.6	13.0	5.8	1.6	1.2	100.0	F	5		

TAB.D3

EMPLOYEES ACCORDING TO ACTIVITY, SEX, QUALIFICATION, LENGTH OF SERVICE IN ENTERPRISE AND TYPE OF EMPLOYMENT

(%)

ACTIVITY	NACE	O Q U A L I F I C A T I O N	S E X	TYPE OF EMPLOYMENT				REGIME DE TRAVAIL		TYPE OF EMPLOYMENT							
				FULL-TIME				TEMPS-PLEIN		PART-TIME							
				LENGTH OF SERVICE IN ENTERPRISE (COMPLETED YEARS)													
< 2	2 - 4	5 - 9	10 - 19	>= 20	(*)	100.0 ENS.	< 2	2 - 4	5 - 9	10 - 19	>= 20						
CLOTHING	645	1A	M	15.1	20.7	21.1	31.5		100.0								
			F														
			T	14.6	20.5	23.0	29.7		100.0								
			1B	M	25.9	19.1	10.4	23.6	17.8	3.2	100.0						
				F													
			2	M	21.1	22.8	11.1	26.2	16.5	2.3	100.0						
				F	14.1	17.1	24.6	23.7	19.7		100.0						
			3	M	21.7	18.0	15.1	19.2	19.6		100.0						
				F	15.6	17.3	22.7	22.8	19.7		100.0						
			4	M	25.9	24.8	18.8	16.8	13.5		100.0						
				F	27.6	30.9	24.0	11.6	4.4		100.0	45.0	25.9	20.1	6.1		
			5	M	26.7	27.8	21.4	14.2	9.0		100.0	45.6	25.6	19.8	5.5		
				F	33.3	23.0	15.3	13.5	14.1	0.8	100.0	59.3	22.8	11.3			
			T	M	45.1	33.0	14.5	4.9	1.7	0.9	100.0	51.2	32.8	11.9	3.2		
				F	42.1	30.4	14.7	7.1	4.8	0.9	100.0	51.7	32.1	11.9	3.3		
			FOOTWEAR, LEATHER GOODS	646	1A	M	25.3	21.9	18.2	17.4	16.3	1.0	100.0	58.6	21.2	12.6	
						F	39.7	32.0	16.8	7.4	3.0	1.2	100.0	50.6	31.7	12.8	3.7
						T	33.9	27.9	17.3	11.4	8.4	1.1	100.0	51.2	30.9	12.8	3.6
1B	M					18.5		15.1	28.9		100.0						
	F																
2	M						23.3		28.9		100.0						
	F								29.7		100.0						
3	M						20.7		21.4		100.0						
	F								23.9		100.0						
4	M	10.9				17.8	23.5	23.9	23.9		100.0						
	F																
5	M	12.3				18.0	22.9	24.0	22.9		100.0						
	F	27.3				30.2	15.7	15.5	9.6		100.0						
T	M	41.0				22.1	28.7	5.7			100.0	31.4	35.5				
	F	33.8				26.4	21.6	10.9	6.1		100.0	33.3	35.1				
1A	M	50.3				23.2	8.2	9.9	7.8		100.0	75.3	20.2				
	F	60.9				30.2	6.9	1.2			100.0	57.6	23.5	7.3	2.9		
2	M	59.4				29.2	7.1	3.5	1.3		100.0	58.6	23.3	7.2	2.8		
	F																
FURN. FABRICS, HOUSEHLD TEXTILES	647	1A	M	26.9	23.6	16.1	16.5	15.6	1.4	100.0	69.2	22.0					
			F	56.4	28.7	11.2	2.5	0.7		100.0	55.3	24.4	8.4	3.6			
			T	45.7	26.9	13.0	7.6	6.1	0.8	100.0	56.1	24.3	8.4	3.4			
			1B	M			26.4	23.4	24.7		100.0						
				F													
			2	M			24.5	23.1	25.8		100.0						
				F				29.6	30.5		100.0						
			3	M		17.0		28.0	26.7		100.0						
				F		25.0	20.9	17.1	27.3		100.0						
			4	M	11.5	26.1	21.2	16.6	24.6		100.0						
				F	26.1	27.2	22.6	16.4	6.9		100.0						
			5	M	30.1	29.0	21.3				100.0						
				F	26.6	27.5	22.4	15.9	7.0		100.0						
			T	M	49.6	26.3	13.3	8.2	2.6		100.0						
				F	50.2	35.8	8.4				100.0	44.0	34.3	17.0			
			HOUSEHOLD FITMENTS, APPLIANCES	648/649	1A	M	49.8	29.1	11.9	6.9	2.4		100.0	46.2	33.2	16.2	
						F											
						T	32.9	24.6	18.2	14.0	9.1	1.2	100.0	79.1			
1B	M	44.6				33.3	11.4	6.6			100.0	36.7	37.4	19.9			
	F	35.3				26.4	16.8	12.5	8.0	1.0	100.0	40.4	35.6	18.2			
2	M	27.4				14.7	16.2	17.6	21.3		100.0						
	F																
3	M	28.7				13.9	15.3	17.2	21.0		100.0						
	F	22.5				15.5	24.1	25.8	12.1		100.0						
4	M	24.9				17.1	21.8	24.4	11.9		100.0						
	F	24.3				26.1	22.2	17.0	7.4		100.0						
5	M	28.3									100.0						
	F	24.9				30.0	20.5	15.7	6.4		100.0						
T	M	31.8				27.5	20.4	13.6	6.3		100.0	79.9					
	F	38.0				35.0	16.2	7.0	3.6		100.0	57.9	25.3	13.1			
1A	M	32.9				28.8	19.7	12.4	5.8		100.0	62.4	21.4	10.9			
	F	46.4				27.9	13.7	8.0	3.8		100.0	63.3	28.4				
2	M	63.9				26.0	7.6	2.1			100.0	60.8	25.0	9.5	3.8		
	F	53.4	27.1	11.2	5.6	2.5		100.0	61.1	25.3	8.8	3.8					
3	M																
	F																
T	M	36.3	26.2	17.9	12.5	6.4	0.7	100.0	59.7	30.7							
	F	56.2	29.2	9.3	3.6	1.3		100.0	59.6	25.2	10.4	3.9					
4	M	41.7	27.1	15.5	10.1	5.0	0.6	100.0	59.6	25.9	9.4	3.8					
	F																



TAB.D3

SALARIES SELON L ACTIVITE, LE SEXE,  
LA QUALIFICATION, L ANCIENNETE DANS  
L ENTREPRISE ET LE REGIME DE TRAVAIL

(%)

REGIME DE TRAVAIL TEMPS-PARTIEL		ALL TYPES OF EMPLOYMENT		ENS. DES REGIMES DE TRAVAIL		SEX E	NACE	ACTIVITE	
ANCIENNETE DANS L ENTREPRISE (ANNEES REVOLUES)									
>= 20	(*)	TOT. ENS.	< 2	2 4	5 9				10 19
				15.0	20.6	20.9	32.0		100.0
				14.1	21.2	22.1	29.2		100.0
			31.0	17.2	11.7	21.3	16.0	2.8	100.0
						27.4			100.0
			30.2	19.5	11.1	23.1	14.1	2.0	100.0
			14.3	17.0	24.4	23.6	19.9		100.0
		100.0	22.3	18.3	14.1	20.5	18.1		100.0
		100.0	16.2	17.3	22.1	22.8	19.5		100.0
		100.0	26.9	24.7	18.7	16.1	13.2		100.0
		100.0	32.4	29.5	22.9	10.1	3.6		100.0
		100.0	30.0	27.4	21.1	12.7	7.8	1.0	100.0
		100.0	38.1	23.0	14.6	11.8	11.8	0.8	100.0
0.6		100.0	48.2	32.9	13.2	4.0	1.1	0.6	100.0
0.6		100.0	46.4	31.2	13.4	5.4	3.0	0.7	100.0
		100.0	28.4	21.9	17.6	16.0	15.0	1.0	100.0
0.7	0.6	100.0	44.7	31.9	15.0	5.7	1.9	0.9	100.0
0.9	0.6	100.0	39.9	28.9	15.7	8.7	5.8	0.9	100.0
				18.5		15.1	28.9		100.0
				18.5		15.7	28.9		100.0
					25.1		29.0		100.0
			16.5		21.7		20.7		100.0
			11.2	18.1	23.6	23.6	23.6		100.0
		100.0	12.2	18.6	23.8	23.5	22.0		100.0
		100.0	27.8	30.2	15.7	15.2	9.4		100.0
		100.0	39.2	24.6	26.6	6.7			100.0
		100.0	33.7	27.3	21.3	10.8	5.6		100.0
		100.0	55.2	22.6	7.5	8.0	6.3		100.0
		100.0	59.5	27.5	7.1	1.9		3.8	100.0
		100.0	59.0	26.9	7.1	2.6	0.8	3.5	100.0
		100.0	29.7	23.5	15.6	15.4	14.6	1.3	100.0
		100.0	56.0	27.1	10.2	2.9	0.5	3.3	100.0
		100.0	48.7	26.1	11.7	6.4	4.4	2.8	100.0
					26.4	23.4	24.7		100.0
						24.5	23.1	25.8	100.0
							26.7	27.5	100.0
									100.0
			18.6	20.7		22.5	21.7		100.0
				26.4	20.5	16.7	26.8		100.0
			11.4	29.0	21.8	15.2	22.6		100.0
			26.6	27.1	22.3	16.2	7.0		100.0
		100.0	24.5	35.6	23.9				100.0
		100.0	26.2	28.8	22.6	15.2	6.6		100.0
		100.0	50.4	26.0	13.0	8.0	2.6		100.0
		100.0	47.2	35.1	12.6	3.9			100.0
		100.0	49.0	30.0	12.8	6.2	1.8		100.0
		100.0	33.9	24.5	17.8	13.7	9.0	1.1	100.0
		100.0	41.0	35.2	15.3	5.9	2.2		100.0
		100.0	36.2	27.9	17.0	11.2	6.8	0.9	100.0
			27.4	14.7	16.2	17.6	21.3		100.0
			28.7	13.9	15.3	17.2	21.0		100.0
			22.2	16.9	23.8	25.1	12.1		100.0
			46.5						100.0
			25.1	18.0	21.5	23.7	11.7		100.0
			23.8	28.2	21.5	16.4	7.2		100.0
		100.0	25.9	51.9	12.9				100.0
		100.0	24.1	31.9	20.2	15.0	6.1		100.0
		100.0	33.1	26.9	20.0	13.3	6.3		100.0
		100.0	44.4	31.9	15.2	5.9	2.5		100.0
		100.0	35.7	28.1	18.8	11.6	5.4		100.0
		100.0	47.3	27.9	13.0	7.7	3.8		100.0
		100.0	62.6	25.6	8.4	2.8			100.0
		100.0	55.3	26.7	10.6	5.2	2.0		100.0
		100.0	37.1	26.4	17.3	12.2	6.3	0.7	100.0
		100.0	57.6	27.6	8.8	3.7	1.0	0.3	100.0
0.8		100.0	44.8	26.9	14.5	9.0	4.3	0.6	100.0

TAB.D3

EMPLOYEES ACCORDING TO ACTIVITY, SEX, QUALIFICATION, LENGTH OF SERVICE IN ENTERPRISE AND TYPE OF EMPLOYMENT

(%)

ACTIVITY	NACE	QUALIFICATION	SEX	TYPE OF EMPLOYMENT				REGIME DE TRAVAIL		TYPE OF EMPLOYMENT					
				FULL-TIME				TEMPS-PLEIN		PART-TIME					
				LENGTH OF SERVICE IN ENTERPRISE											
				(COMPLETED YEARS)											
				< 2	2-4	5-9	10-19	>= 20	(°)	TOT. ENS.	< 2	2-4	5-9	10-19	
BOOKS, NEWSPPRS., STATIONERY, OFFICE SUPPS.	653	1A	M			30.4		33.3		100.0					
			F												
			T			30.2		33.7		100.0					
			M	21.0	20.4	29.0	18.0	11.6		100.0					
			F												
			T	20.7	22.7	28.0	17.9	10.8		100.0					
			M	16.0	26.5	25.3	21.4	10.8		100.0					
			F												
			T	13.7	25.7	27.4	21.5	11.7		100.0					
			M	35.0	28.1	19.1	10.1	7.7		100.0					
			F	27.1	39.1	20.5	8.1			100.0	20.2	45.1	22.7		
			T	32.3	31.9	19.6	9.4	6.5		100.0	23.4	42.2	21.1		
			M	47.6	24.1	15.1	6.6	6.2		100.0	64.3	21.2			
			F	61.0	30.2	6.8				100.0	53.5	36.3	8.8		
			T	54.7	27.3	10.7	3.9	3.2		100.0	55.2	33.9	9.0		
M															
F															
T	33.7	24.6	20.3	11.6	9.3		100.0	61.8	21.2						
M	48.7	32.5	11.9	4.2	2.4		100.0	44.5	38.5	12.7	3.1				
F	39.4	27.6	17.1		6.7		100.0	47.0	36.0	12.2	3.3				
T				26.8	23.3		100.0								
OTHER RETAIL DISTRIBUTION	654/655	1A	M			13.0		26.9		100.0					
			F												
			T			10.2		23.6		100.0					
			M	10.2	23.6	27.8	32.5			100.0					
			F												
			T	10.7	20.2	29.0	32.4			100.0					
			M	24.3	24.4	23.6	18.7	8.4		100.0			43.2		
			F												
			T	24.2	24.7	22.7	18.6	9.3		100.0					
			M	32.6	30.1	17.8	13.8	5.7		100.0					
			F	24.8	49.9	18.4	5.5			100.0	38.3	43.0			
			T	30.9	34.2	17.9	12.1	4.8		100.0	38.7	43.3			
			M	50.3	23.2	12.3	10.9	3.1		100.0	44.7	53.5			
			F	64.4	23.0	8.8	2.9			100.0	48.8	34.6	13.1		
			T	55.7	23.2	10.9	7.8	2.2		100.0	48.1	37.9	10.9		
M															
F															
T	36.5	26.4	16.5	14.6	5.7		100.0	40.8	50.2						
M	50.4	30.0	12.5	5.0	2.1		100.0	43.8	36.5	13.9	4.2				
F	40.3	27.4	15.4	12.0	4.7		100.0	43.4	38.7	12.3	4.0				
T															
VARIOUS NON-FOOD PRODUCTS	656	1A	M							100.0					
			F												
			T												
			M	11.6	14.0	24.0	33.3	17.0		100.0					
			F												
			T	12.2	13.6	22.6	32.0	19.6		100.0					
			M	11.9	12.2	24.9	30.8	20.2		100.0					
			F	11.7	19.5	27.1	23.8	17.9		100.0					
			T	11.9	14.1	25.5	28.9	19.6		100.0					
			M	15.5	21.7	26.3	24.1	12.5		100.0					
			F	16.7	23.2	32.8	22.1	5.2		100.0	19.4	25.9	32.1	22.6	
			T	16.0	22.3	29.0	23.3	9.4		100.0	19.5	28.4	30.1	21.4	
			M	33.3	25.7	21.7	12.7	6.6		100.0	69.4	28.5			
			F	40.1	34.7	16.4	6.8	2.0		100.0	42.2	32.8	17.8	6.3	
			T	37.0	30.5	18.8	9.5	4.1		100.0	45.2	32.3	16.0	5.6	
M															
F															
T	23.7	21.4	23.4	20.4	11.2		100.0	64.9	30.6						
M	33.2	31.0	20.3	11.2	4.3		100.0	39.3	32.0	19.7	8.2				
F	28.0	25.7	22.0	16.3	8.1		100.0	42.0	31.9	17.8	7.5				
M	15.6	18.7	20.5	18.9	21.3	5.1	100.0								
F	27.8	9.6	27.7	21.6			100.0								
T	16.7	17.8	21.1	19.1	20.3	5.0	100.0								
M	19.1	17.7	20.9	27.3	14.3	0.5	100.0								
F	25.0	22.5	14.3	18.0	19.9		100.0	42.4	22.6	26.3					
T	20.0	18.5	20.0	25.9	15.2	0.5	100.0	46.4	21.3	24.4					
M	17.5	18.6	22.8	23.8	16.4		100.0								
F	23.5	28.5	20.3	15.8	10.6	1.3	100.0	29.0	26.7	28.7	9.0				
T	18.8	20.8	22.3	22.0	15.1	1.0	100.0	29.1	30.2	26.6	8.4				
M	30.3	26.5	20.7	14.1	7.0	1.3	100.0	66.3	21.3	6.3					
F	35.0	29.3	21.5	10.0	3.6	0.6	100.0	39.1	29.3	20.2	9.4				
T	31.9	27.5	21.0	12.7	5.8	1.1	100.0	43.0	28.2	18.3	8.5				
M	45.5	26.2	13.6	8.9	5.4	0.3	100.0	76.8	20.4	1.6	0.5				
F	54.2	30.9	10.2	3.2	1.0	0.6	100.0	60.2	25.7	10.0	3.0				
T	50.5	28.9	11.7	5.6	2.9	0.5	100.0	64.2	24.4	8.0	2.4				
M															
F															
T	34.1	24.6	17.9	14.0	8.4	0.9	100.0	75.5	20.8	2.0	0.6				
M	48.0	30.2	13.3	5.5	2.3	0.7	100.0	57.3	26.1	11.6	3.8				
F	40.3	27.1	15.8	10.2	5.7	0.8	100.0	61.5	24.9	9.4	3.1				

TAB.D3

SALARIES SELON L ACTIVITE, LE SEXE, LA QUALIFICATION, L ANCIENNETE DANS L ENTREPRISE ET LE REGIME DE TRAVAIL

(%)

REGIME DE TRAVAIL TEMPS-PARTIEL		ALL TYPES OF EMPLOYMENT		ENS. DES REGIMES DE TRAVAIL		SEXE	QUALIFICATION	NACE	ACTIVITE					
ANCIENNETE DANS L ENTREPRISE (ANNEES REVOLUES)														
>= 20	(*)	TOT. EMS.	< 2	2 4	5 9	10 19	>= 20	(*)	TOT. EMS.					
-	-	-	-	-	20.9	-	32.6	-	100.0	M	1A	653	LIVRES, JOURN., PAPIER, EQ. BUREAU	
-	-	-	-	-	28.7	-	33.1	-	100.0	F	1B			
-	-	-	21.0	20.4	29.0	18.0	11.6	-	100.0	M	2			
-	-	-	18.8	23.8	28.9	17.1	10.4	-	100.0	F	2			
-	-	-	16.8	26.2	25.0	21.2	10.7	-	100.0	M	3			
-	-	-	-	-	-	-	-	-	100.0	F	3			
-	-	100.0	14.2	25.3	27.0	21.9	11.5	-	100.0	M	4			
-	-	100.0	35.6	27.7	18.7	10.6	7.3	-	100.0	F	4			
-	-	100.0	24.3	41.5	21.4	8.2	-	-	100.0	M	5			
-	-	100.0	30.5	34.0	19.9	8.5	5.9	-	100.0	F	5			
-	-	100.0	49.9	23.7	14.5	5.8	5.8	-	100.0	M	T			
-	-	100.0	57.8	32.8	7.6	-	-	-	100.0	F	1A	654/655		AUTRES COMMERCES DE DETAIL
-	-	100.0	54.9	29.5	10.2	3.0	2.4	-	100.0	M	1B			
-	-	-	-	-	-	-	-	-	-	F	2			
-	-	100.0	35.7	24.3	19.5	11.1	8.9	-	100.0	M	3			
-	-	100.0	47.0	35.0	12.2	3.8	1.8	-	100.0	F	3			
-	-	100.0	41.3	29.6	15.9	7.5	5.4	-	100.0	M	4			
-	-	-	-	-	-	-	-	-	-	F	4			
-	-	-	-	-	-	-	-	-	-	M	5			
-	-	-	-	-	-	-	-	-	-	F	5			
-	-	100.0	9.8	24.6	12.7	27.5	23.2	-	100.0	M	T			
-	-	100.0	-	-	28.6	31.3	-	-	100.0	F	T			
-	-	100.0	14.9	23.1	32.9	23.6	-	-	100.0	M	1A	656	PRODUITS DIVERS NON ALIMENT.	
-	-	100.0	24.3	24.4	23.6	18.7	8.4	-	100.0	F	1B			
-	-	-	-	-	-	-	-	-	-	M	2			
-	-	-	-	-	-	-	-	-	-	F	2			
-	-	100.0	23.9	25.2	22.8	18.4	9.2	-	100.0	M	3			
-	-	100.0	32.8	30.3	17.6	13.7	5.6	-	100.0	F	3			
-	-	100.0	29.4	47.5	14.0	7.4	-	-	100.0	M	4			
-	-	100.0	31.8	35.2	16.6	11.9	4.4	-	100.0	F	4			
-	-	100.0	50.0	25.2	11.5	10.2	3.0	-	100.0	M	5			
-	-	100.0	58.9	27.1	10.3	2.6	-	-	100.0	F	5			
-	-	100.0	54.2	26.1	10.9	6.6	2.0	-	100.0	M	T			
-	-	-	-	-	-	-	-	-	-	F	T			
-	-	100.0	36.7	27.3	16.0	14.2	5.6	-	100.0	M	1A	64/653-656		COMMERCE DE DETAIL
-	-	100.0	48.1	32.4	13.0	4.7	1.6	-	100.0	F	1B			
-	-	100.0	40.8	29.1	14.9	10.7	4.2	-	100.0	M	2			
-	-	-	-	-	-	-	-	-	-	F	2			
-	-	-	-	-	-	-	-	-	-	M	3			
-	-	-	-	-	-	-	-	-	-	F	3			
-	-	100.0	11.6	14.0	24.0	33.3	17.0	-	100.0	M	4			
-	-	100.0	-	-	-	-	43.2	-	100.0	F	4			
-	-	100.0	12.0	14.0	22.4	31.7	19.8	-	100.0	M	5			
-	-	100.0	12.6	12.1	24.7	30.6	20.1	-	100.0	F	5			
-	-	100.0	11.8	20.3	29.2	22.1	16.6	-	100.0	M	T			
-	-	100.0	12.4	14.4	26.0	28.2	19.1	-	100.0	F	T			
-	-	100.0	15.7	22.9	25.7	23.5	12.2	-	100.0	M	1A	656		
-	-	100.0	17.7	24.2	32.5	22.3	3.3	-	100.0	F	1B			
-	-	100.0	16.7	23.6	29.2	22.9	7.6	-	100.0	M	2			
-	-	100.0	38.4	26.1	18.8	11.0	5.7	-	100.0	F	2			
0.9	-	100.0	41.2	33.7	17.1	6.5	1.4	-	100.0	M	3			
0.8	-	100.0	40.3	31.3	17.7	7.8	2.8	-	100.0	F	3			
-	-	-	-	-	-	-	-	-	-	M	4			
-	-	-	-	-	-	-	-	-	-	F	4			
-	-	100.0	27.2	22.1	21.6	18.8	10.3	-	100.0	M	5			
0.9	-	100.0	36.1	31.5	20.0	9.7	2.6	-	100.0	F	5			
0.8	-	100.0	32.5	27.7	20.7	13.4	5.8	-	100.0	M	T			
-	-	-	-	-	-	-	-	-	-	F	T			
-	-	-	15.4	18.2	20.3	18.7	21.4	5.0	100.0	M	1A	656		
-	-	-	28.5	13.1	28.4	18.5	-	-	100.0	F	1B			
-	-	100.0	16.8	18.5	21.1	18.7	20.0	4.8	100.0	M	2			
-	-	100.0	20.1	17.7	20.9	26.7	14.1	0.5	100.0	F	2			
-	-	100.0	30.0	22.5	17.7	14.2	15.4	-	100.0	M	3			
-	-	100.0	22.0	18.7	20.3	24.3	14.4	0.4	100.0	F	3			
-	-	100.0	17.6	19.1	22.6	23.6	16.2	-	100.0	M	4			
3.2	-	100.0	24.8	28.1	22.5	14.2	8.9	1.6	100.0	F	4			
3.6	-	100.0	19.6	21.5	22.6	21.1	14.3	1.0	100.0	M	5			
-	-	100.0	31.6	26.3	20.2	13.7	6.8	1.3	100.0	F	5			
1.4	-	100.0	36.3	29.3	21.1	9.8	3.0	0.6	100.0	M	T			
1.6	-	100.0	33.6	27.6	20.6	12.1	5.2	1.0	100.0	F	T			
0.5	-	100.0	55.2	24.4	9.9	6.3	3.9	0.3	100.0	M	1A	656		
0.4	0.6	100.0	57.3	28.2	10.1	3.1	0.7	0.6	100.0	F	1B			
0.5	0.5	100.0	56.6	26.9	10.0	4.2	1.8	0.5	100.0	M	2			
-	-	-	-	-	-	-	-	-	-	F	2			
-	-	-	-	-	-	-	-	-	-	M	3			
0.7	-	100.0	41.3	23.9	15.2	11.7	7.1	0.8	100.0	F	3			
0.6	0.6	100.0	52.3	28.3	12.5	4.7	1.5	0.6	100.0	M	4			
0.6	0.5	100.0	47.4	26.4	13.7	7.8	4.0	0.7	100.0	F	4			

TAB.D5

GROSS MONTHLY PAY(CORRECTED)  
OF FULL-TIME EMPLOYEES:  
MEAN(M) AND COEFFICIENT OF  
VARIATION(CV) ACCORDING TO  
ACTIVITY, SEX, QUALIFICATION  
AND SIZE OF ENTERPRISE

ACTIVITY	NACE	QUALIFICATION	SEX	SIZE OF ENTERPRISE (NUMBER OF EMPLOYEES)							TOG. ENS.
				10	50	100	200	500	>=	(°)	
				49	99	199	499	999	1000		
AGRIC. PRIMARY PROD., LIVE- STOCK, TEXT.	611	1A	M	4551#	-	-	5779	-	-	-	4636
			F	4551#	-	-	5827	-	-	-	4641
		1B	M	3069	3786	4086	3878	-	-	-	3364
			F	3020	3786	4086	3876	-	-	-	3324
		2	M	2781	2732	2696	2480	-	-	-	2693
			F	1877#	-	-	-	-	-	-	1831#
		3	M	2739	2732	2658	2435	-	-	-	2656
			F	1961	2031	1832	2045	-	-	-	1981
		4	M	1260	-	1506#	1246	-	-	-	1273
			F	1877	1986	1778	1969	-	-	-	1905
		5	M	1751	1793	1750	1761	-	-	-	1757
			F	1052	1065	1118#	1112	-	-	-	1073
	T	M	1668	1640	1630	1679	-	-	-	1666	
		F	1337	1358	1590	1655	-	-	-	1481	
	FUELS, ORES, INDUSTRIAL CHEMICALS	612	1A	M	1198	1093	-	1193#	-	-	1145
				F	1301	1244	1590	1604	-	-	1402
			1B	M	2155	2164	2063	2057	-	-	2127
				F	1184	1073	1321#	1212	-	-	1183
			2	M	2051	1990	1967	1971	-	-	2020
				F	6166#	5353#	-	-	-	-	6010#
		T	M	6130#	5353#	-	-	-	-	5986#	
			F	3290	4128	4457	-	-	-	3831	
			3	M	3137	4106	4457	-	-	-	1889#
				F	2997	2853	3133	-	-	-	3714
4			M	1956	2051	2291	-	-	-	2966	
			F	2862	2783	3059	-	-	-	2073	
TIMBER, BUILDING MATERIALS	613	1A	M	2052	2174	2453	-	-	2875		
			F	1605	1501	1751	-	-	2216		
		1B	M	1945	2041	2309	-	-	1602		
	F		1689	1792	1893	-	-	2093			
	T	M	1205	1235	1201	-	-	1796			
		F	1596	1670	1719	-	-	1221			
F		1476	1671#	1456	-	-	1659				
MACHINERY, EQUIPMENTS, VEHICLES	614	1A	M	1460	1671#	1456	-	-	1732		
			F	2493	2314	2666	-	-	2530		
		1B	M	1528	1420	1483	-	-	1494		
			F	2329	2166	2466	-	-	2363		
		2	M	4577	-	-	-	-	4714		
			F	4581	5613#	-	-	-	4711		
	T	M	2888	3452	3612	-	-	3267			
		F	2804	3452	3584	-	-	3197			
		3	M	2436	2470	2599	-	-	2477		
			F	1784#	-	-	-	-	1788#		
		4	M	2393	2454	2552	-	-	2443		
			F	1879	1911	2043	-	-	1944		
MACHINERY, EQUIPMENTS, VEHICLES	614	1A	M	1198	1140#	1525#	-	-	1310		
			F	1806	1848	1990	-	-	1884		
		1B	M	1573	1596	1822	-	-	1663		
	F		1045	1050	1103	-	-	1054			
	T	M	1511	1538	1742	-	-	1592			
		F	1538	1325	1367	-	-	1471			
MACHINERY, EQUIPMENTS, VEHICLES	614	1A	M	1514	1325	1366	-	-	1455		
			F	2007	1997	2122	-	-	2044		
		1B	M	1237	1167	1347	-	-	1250		
			F	1932	1934	2051	-	-	1972		
		2	M	4501	5870#	5296	-	-	4786		
			F	4467	5779#	5296	-	-	4738		
	T	M	3005	3272	3364	4276	-	-	3355		
		F	2958	3208	3349	4224	-	-	2234#		
		3	M	2569	2837	2702	2995	-	-	3302	
			F	1837#	2086#	1865#	-	-	2792		
		4	M	2486	2747	2635	2978	-	-	1967	
			F	1961	2041	1970	2030	-	-	2722	
MACHINERY, EQUIPMENTS, VEHICLES	614	1A	M	1541	1433	1477	1711	-	-	2012	
			F	1911	1956	1909	2007	-	-	1521	
		1B	M	1522	1704	1661	1567	-	-	1860	
	F		1116	1218	1170	1247	-	-	1616		
	T	M	1441	1609	1565	1501	-	-	1191		
		F	1414	1558	1446	1635	-	-	1532		
MACHINERY, EQUIPMENTS, VEHICLES	614	1A	M	1403	1556	1446	1635	-	-	1480	
			F	2201	2266	2151	2218	-	-	2231	
		1B	M	1501	1505	1351	1443	-	-	1473	
	F		2112	2157	2050	2141	-	-	2141		

TAB.D5

REMUNERATION MENSUELLE BRUTE  
CORRIGEE DES SALAIRES A TEMPS PLEIN:  
MOYENNE(M) ET COEFFICIENT DE VARIATION  
(CV) SELON L ACTIVITE , LE SEXE,  
LA QUALIFICATION ET LA TAILLE  
DE L ENTREPRISE

CV

TAILLE ENTREPRISE (NOMBRE DE SALARIES)							SEXE	QUALIFICATION	NACE	ACTIVITE	
10	50	100	200	500	>=	TOT.					
49	99	199	499	999	1000	(%)	ENS.				
62.3#	-	-	20.7	-	-	-	59.0	M	1A	611	MAT. PREM. AGR., ANIMAUX, TEXTILES
62.3#	-	-	20.6	-	-	-	58.9	F	1B		
44.0	32.3	24.2	26.8	-	-	-	39.4	T			
44.4	32.3	24.2	26.7	-	-	-	40.0	M	2		
40.7	31.3	38.5	25.2	-	-	-	36.8	F			
37.1#	-	-	-	-	-	-	35.9#	T			
41.3	31.3	38.6	26.7	-	-	-	37.5	M	3		
33.3	23.8	23.5	30.3	-	-	-	31.0	F			
34.1	-	28.8#	26.5	-	-	-	32.7	T			
35.7	26.1	25.2	32.6	-	-	-	33.3	M	4		
27.7	26.5	19.5	20.9	-	-	-	25.8	F			
35.8	26.2	31.4#	28.3	-	-	-	32.7	T			
31.4	32.4	26.0	25.1	-	-	-	29.9	M	5		
22.8	35.3	10.6	21.4	-	-	-	25.5	F			
20.8	22.8	-	20.3#	-	-	-	22.2	T			
22.9	33.6	10.6	23.3	-	-	-	27.1	M			
57.3	44.2	43.6	39.2	-	-	-	51.7	F			
38.8	24.5	36.7#	41.4	-	-	-	38.0	T			
59.2	48.7	45.4	41.7	-	-	-	53.9	M	1A	612	COMBUSTIBLES, MINERAIS, PR. CHIMIQUES
71.3#	31.4#	-	-	-	-	-	62.1#	F	1B		
71.6#	31.4#	-	-	-	-	-	62.3#	T			
44.7	38.8	31.3	-	-	-	-	39.6	M			
47.3	38.8	31.3	-	-	-	-	41.9	F	2		
45.4	28.7	34.4	-	-	-	-	35.2	T			
35.1	13.7	18.3	-	-	-	-	30.5	M	3		
46.8	29.4	34.8	-	-	-	-	36.4	F			
33.5	24.7	36.7	-	-	-	-	30.3	T			
31.3	24.4	28.8	-	-	-	-	29.6	M	4		
34.7	28.1	38.2	-	-	-	-	32.6	F			
31.4	23.6	27.8	-	-	-	-	28.2	T			
36.3	27.5	37.7	-	-	-	-	31.2	M	5		
34.3	27.9	34.3	-	-	-	-	32.5	F			
18.8	43.4#	19.5	-	-	-	-	23.6	T			
19.9	43.4#	19.5	-	-	-	-	23.9	M	1A	613	BOIS, MATERIAUX DE CONSTR.
68.7	45.2	47.9	-	-	-	-	55.2	F	1B		
39.8	30.2	40.4	-	-	-	-	37.6	T			
69.6	47.4	51.5	-	-	-	-	57.3	M	2		
38.0	-	-	-	-	-	-	38.9	F			
37.7	31.5#	-	-	-	-	-	38.6	T			
45.9	35.2	31.5	-	-	-	-	41.7	M	1A	614	MACHINES, VEHICULES
47.0	35.2	31.3	-	-	-	-	42.7	F	1B		
24.9	25.2	26.2	-	-	-	-	25.1	T			
40.2#	-	-	-	-	-	-	36.5#	M	2		
26.6	25.6	27.3	-	-	-	-	26.3	F			
25.7	23.3	27.4	-	-	-	-	25.8	T			
32.1	31.9#	43.7#	-	-	-	-	40.0	M	3		
28.7	26.4	28.8	-	-	-	-	28.5	F			
30.0	24.7	32.5	-	-	-	-	32.0	T			
28.0	27.1	30.6	-	-	-	-	29.9	M	4		
32.1	27.2	35.2	-	-	-	-	34.4	F			
39.1	24.8	26.9	-	-	-	-	35.3	T			
40.4	24.8	26.6	-	-	-	-	36.1	M	5		
50.2	42.3	44.3	-	-	-	-	46.8	F			
49.5	41.5	43.7	-	-	-	-	47.7	T			
51.8	44.1	45.8	-	-	-	-	48.6	M	1A	614	MACHINES, VEHICULES
35.5	40.2#	23.0	-	-	-	-	38.0	F	1B		
36.8	40.6#	23.0	-	-	-	-	38.8	T			
32.0	34.8	34.8	25.6	-	-	-	35.2	M			
33.4	35.2	35.2	27.3	-	-	-	43.9#	F			
35.3	39.0	43.0	32.4	-	-	-	36.3	T			
44.1#	35.2#	30.5#	-	-	-	-	36.6	M	2		
37.2	39.9	43.6	32.4	-	-	-	37.8	F			
27.8	46.0	24.9	33.0	-	-	-	33.3	T			
39.5	25.2	26.2	26.9	-	-	-	32.5	M	3		
29.8	46.3	26.5	33.0	-	-	-	34.2	F			
33.5	34.9	31.6	23.8	-	-	-	32.4	T			
30.4	25.7	29.6	25.1	-	-	-	28.6	M	4		
35.2	36.3	34.0	25.6	-	-	-	34.0	F			
23.9	34.2	19.1	12.5	-	-	-	24.2	T			
24.8	34.2	19.1	12.5	-	-	-	24.6	M	5		
48.5	53.0	45.4	46.6	-	-	-	48.1	F			
58.1	39.3	33.4	31.7	-	-	-	46.2	T			
50.7	54.0	47.0	47.6	-	-	-	49.6	M			

TAB.D5

GROSS MONTHLY PAY(CORRECTED)  
OF FULL-TIME EMPLOYEES:  
MEAN(M) AND COEFFICIENT OF  
VARIATION(CV) ACCORDING TO  
ACTIVITY , SEX , QUALIFICATION  
AND SIZE OF ENTERPRISE

ACTIVITY	NACE	Q U A L I F I C A T I O N	S E X	SIZE OF ENTERPRISE (NUMBER OF EMPLOYEES)						TOG. ENS.	
				10	50	100	200	500	>=		(°)
				- 49	- 99	- 199	- 499	- 999	1000		
FURNITURE, HSEHD. GOODS, HARDWARE	615	1A	M	4700#	5919#	.	5968#	.	.	5014	
			F	.	.	.	.	.	.	.	
		1B	M	4684	5919#	.	5968#	.	.	4997	
			F	2948	3154	3995	4135	.	.	3484	
		2	M	2929	3020	3943	4108	.	.	2116#	
			F	2316	2507	2615	2601	.	.	3432	
		3	M	1446#	1385#	.	.	.	.	2615	
			F	2251	2428	2594	2537	.	.	1447	
		4	M	1898	1914	1931	1902	.	.	2485	
			F	1344	1340	1258	1549	.	.	1911	
		5	M	1807	1857	1858	1863	.	.	1369	
			F	1578	1593	1584	1596	.	.	1848	
		T	M	1059	1104	1164	1165	.	.	1609	
			F	1423	1478	1479	1483	.	.	1111	
TEXTILES, CLOTH- ING, FOOTWR. LEATHERWARE	616	1A	M	1360	1345	.	1602	.	.	1484	
			F	939#	.	.	.	.	.	1416	
		1B	M	1315	1339	1370#	1585	.	.	886#	
			F	2117	2074	2028	2232	.	.	1380	
		2	M	1231	1216	1206	1344	.	.	2148	
			F	1963	1960	1912	2115	.	.	1255	
		3	M	4505	.	.	.	.	.	2015	
			F	4506	.	.	.	.	.	4635	
		4	M	3064	3550	3908	.	.	.	4649	
			F	2765	3538	3908	.	.	.	3468	
		5	M	2381	2719	2613	.	.	.	1836#	
			F	1651	2059	.	.	.	.	3253	
		T	M	2305	2611	2546	.	.	.	2551	
			F	2005	2130	1899	.	.	.	1854	
FOOD, DRINK, TOBACCO	617	1A	M	1323	1400	1442	.	.	2484		
			F	1853	1923	1790	.	.	2027		
		1B	M	1519	1609	1493	.	.	1391		
			F	1066	1184	1106	.	.	1888		
		2	M	1315	1452	1357	.	.	1586		
			F	1196	1231	1304	.	.	1119		
		3	M	875#	1099	.	.	.	1401		
			F	1093	1168	1249	.	.	1354		
		4	M	2284	2252	2016	.	.	1019		
			F	1234	1382	1238	.	.	1267		
		5	M	2021	2003	1827	.	.	2222		
			F	4412	4750#	3847#	.	.	1273		
		TOBACCO PRODUCTS	617.6	1A	M	.	.	.	.	.	1988
					F	4412	4750#	3847#	.	.	4453
1B	M			4412	4597#	3847#	.	.	4434		
	F			2717	2612	3420#	3634#	3521	.	2906	
2	M			2702	2612	3216#	2978#	3521	.	2860	
	F			2192	2466	2946	2269	2531	.	2415	
3	M			1506#	.	.	.	.	.	1535#	
	F			2122	2439	2918	2269	2514	.	2365	
4	M			1736	1924	1988	1959	1877	.	1852	
	F			1213	1135	1488	.	1772#	.	1284	
5	M			1648	1789	1897	1911	1868	.	1759	
	F			1491	1493	1650	1770	1424	.	1518	
T	M			980	1070	1031	1193#	1142	.	1040	
	F			1410	1387	1494	1651	1367	.	1426	
TOBACCO PRODUCTS	617.6	1A	M	1259	1334	1344	1440	1369	.	1308	
			F	1015#	1015#	993#	1219#	.	.	1055	
		1B	M	1237	1292	1302	1379	1353	.	1279	
			F	1844	1885	1979	1935	1909	.	1883	
		2	M	1110	1116	1165	1327	1251	.	1145	
			F	1748	1761	1831	1837	1834	.	1776	
		3	M	.	.	.	.	.	.	.	
			F	.	.	.	.	.	.	.	
		4	M	.	.	.	.	.	.	.	
			F	.	.	.	.	.	.	.	
		5	M	.	.	.	.	.	.	.	
			F	.	.	.	.	.	.	.	
		T	M	.	.	.	.	.	.	.	
			F	.	.	.	.	.	.	.	

REMUNERATION MENSUELLE BRUTE  
CORRIGEE DES SALAIRES A TEMPS PLEIN:  
MOYENNE(M) ET COEFFICIENT DE VARIATION  
(CV) SELON L ACTIVITE , LE SEXE,  
LA QUALIFICATION ET LA TAILLE  
DE L ENTREPRISE

CV

TAILLE ENTREPRISE (NOMBRE DE SALAIRES)							SEXE	QUALIFICATION	NACE	ACTIVITE	
10	50	100	200	500	>=	T06.					
48	98	199	499	999	1000	(*)	ENS.				
52.2#	39.1#	-	38.2#	-	-	-	48.6	M	1A	615	MEUBLES, ART. MENAGERS QUINCAILLERIE
52.0	39.1#	-	38.2#	-	-	-	48.5	F			
34.4	38.3	33.0	27.2	-	-	-	41.4	T	1B		
34.1	41.3	34.0	27.4	-	-	-	36.7#	F			
29.0	27.9	28.5	28.3	-	-	-	42.3	T	2		
34.3#	28.0#	-	-	-	-	-	51.3	F			
31.1	30.5	28.9	30.1	-	-	-	27.2	T	3		
27.3	24.6	24.0	26.5	-	-	-	53.3	F			
39.5	33.2	29.2	23.9	-	-	-	24.5	T	3		
30.9	26.9	26.9	27.1	-	-	-	33.7	F			
39.7	26.9	24.9	23.3	-	-	-	27.0	T	4		
27.7	24.7	25.2	28.5	-	-	-	34.8	F			
42.0	30.4	28.0	27.6	-	-	-	27.3	T	4		
27.6	34.8	-	14.1	-	-	-	37.2	F			
30.0#	-	-	-	-	-	-	35.1	T	5		
29.6	34.2	69.1#	15.3	-	-	-	27.6#	F			
54.2	49.9	43.8	48.0	-	-	-	35.8	T			
45.0	30.8	28.1	34.3	-	-	-	55.3	F			
57.1	51.9	46.1	50.0	-	-	-	36.4	T			
52.3	-	-	-	-	-	-	57.3	F			
52.1	-	-	-	-	-	-	52.2	T	1A	616	TEXTILE, HABILLEMENT, CHAUSSURES
46.7	37.6	26.3	-	-	-	-	51.7	F			
52.4	37.0	26.3	-	-	-	-	39.4	T	1B		
34.4	35.5	26.5	-	-	-	-	52.9#	F			
34.1	19.8	-	-	-	-	-	44.0	T	2		
35.9	35.6	26.9	-	-	-	-	30.8	F			
36.7	28.6	21.3	-	-	-	-	28.5	T	2		
30.1	27.4	34.1	-	-	-	-	31.9	F			
39.5	33.5	26.2	-	-	-	-	31.2	T	3		
25.6	20.9	21.4	-	-	-	-	29.3	F			
27.9	26.5	24.9	-	-	-	-	34.2	T	3		
31.7	26.7	26.3	-	-	-	-	23.8	F			
27.5	32.7	19.8	-	-	-	-	27.7	T	4		
32.2#	18.2	-	-	-	-	-	29.9	F			
31.9	28.2	22.8	-	-	-	-	28.8	T	5		
58.4	50.9	48.3	-	-	-	-	28.2	F			
42.1	44.7	34.1	-	-	-	-	31.2	T			
62.8	54.8	51.1	-	-	-	-	52.9	F			
44.5	41.0#	34.4#	-	-	-	-	40.6	T			
44.5	42.2#	34.4#	-	-	-	-	56.8	F			
45.9	35.6	46.6#	28.0#	16.9	-	-	43.3	T	1A	617	PRODUITS ALIM., BOISSONS, TABAC
45.9	35.6	51.1#	42.5#	16.9	-	-	43.5	F			
28.2	26.6	31.7	21.2	18.0	-	-	42.1	T	1B		
37.7#	-	-	-	-	-	-	29.0	F			
30.5	27.4	32.5	20.8	18.9	-	-	42.9	T	2		
24.3	90.1	29.4	23.1	16.7	-	-	29.0	F			
27.2	32.2	30.5	-	-	-	-	35.0#	T	2		
27.5	90.1	31.3	24.5	17.1	-	-	30.5	F			
25.8	24.1	29.0	24.2	20.1	-	-	54.3	T	3		
30.4	25.5	29.4	27.5#	24.4	-	-	31.5	F			
29.5	27.6	34.5	28.6	22.4	-	-	54.6	T	3		
28.7	26.8	32.6	35.7	16.6	-	-	26.0	F			
37.6#	24.2#	33.6#	22.7#	-	-	-	28.7	T	4		
29.9	27.9	34.0	34.1	18.2	-	-	28.7	F			
55.4	66.4	46.0	34.2	41.3	-	-	29.7	T	4		
35.5	33.2	35.0	31.6	30.6	-	-	29.4	F			
56.0	67.6	49.1	36.3	42.6	-	-	31.9	T	5		
-	-	-	-	-	-	-	29.4	F			
-	-	-	-	-	-	-	30.3	T			
-	-	-	-	-	-	-	54.8	F			
-	-	-	-	-	-	-	34.6	T			
-	-	-	-	-	-	-	58.3	F			
-	-	-	-	-	-	-	-	T	1A	617.6	PRODUITS DU TABAC
-	-	-	-	-	-	-	-	F			
-	-	-	-	-	-	-	-	T	1B		
-	-	-	-	-	-	-	-	F			
-	-	-	-	-	-	-	-	T	2		
-	-	-	-	-	-	-	-	F			
-	-	-	-	-	-	-	-	T	3		
-	-	-	-	-	-	-	-	F			
-	-	-	-	-	-	-	-	T	4		
-	-	-	-	-	-	-	-	F			
-	-	-	-	-	-	-	-	T	5		
-	-	-	-	-	-	-	-	F			
-	-	-	-	-	-	-	-	T			
-	-	-	-	-	-	-	-	F			
-	-	-	-	-	-	-	-	T			

TAB.D5

GROSS MONTHLY PAY(CORRECTED)  
OF FULL-TIME EMPLOYEES:  
MEAN(M) AND COEFFICIENT OF  
VARIATION(CV) ACCORDING TO  
ACTIVITY, SEX, QUALIFICATION  
AND SIZE OF ENTERPRISE

ACTIVITY	NACE	Q U A L I F I C A T I O N	S E X	SIZE OF ENTERPRISE (NUMBER OF EMPLOYEES)										
				10	50	100	200	500	>=	TOT.				
				49	99	199	499	999	1000	(*) EMS.				
PHARMACEUTICAL, MEDICAL GDS., CLEANING MAT.	618	1A	M	4385	5481#	6024#					4981			
			F	4330	5481#	6024#						4908		
		1B	M	3132	3408	3918						3492		
			F	1935#	1901							2108		
		2	M	3050	3284	3816						3382		
			F	2286	2682	2581						2441		
		3	M	1511	1952#	1881						1692		
			F	2167	2570	2484						2342		
		4	M	1985	2096	2106						2036		
			F	1393	1565	1362						1467		
		5	M	1839	1943	1919						1895		
			F	1549	1682	1490						1621		
		T	M	1110	1232	1179						1190		
			F	1377	1450	1359						1434		
		T	M	1326	1503	1443						1488		
			F	1069#	1029	1134						1105		
		T	M	1217	1257	1272						1350		
			F	2347	2390	2367						2371		
		T	M	1368	1443	1368						1408		
			F	2147	2110	2101						2146		
PHARMACEUTICALS	618.1	1A	M	-	-	-	-	-	-	-	-			
			F	-	-	-	-	-	-	-	-			
		1B	M	-	-	-	-	-	-	-	-	-		
			F	-	-	-	-	-	-	-	-	-		
		2	M	-	-	-	-	-	-	-	-	-		
			F	-	-	-	-	-	-	-	-	-		
		3	M	-	-	-	-	-	-	-	-	-		
			F	-	-	-	-	-	-	-	-	-		
		4	M	-	-	-	-	-	-	-	-	-		
			F	-	-	-	-	-	-	-	-	-		
		5	M	-	-	-	-	-	-	-	-	-		
			F	-	-	-	-	-	-	-	-	-		
		T	M	-	-	-	-	-	-	-	-	-		
			F	-	-	-	-	-	-	-	-	-		
		OTHER WHOLESALE DISTRIBUTION	619	1A	M	5797#	5905#	4624#	4881#				5731	
					F	5599#	5905#	4624#	4881#					5571
				1B	M	3063	3256	3955	4486					3443
					F	1873#								2135#
				2	M	2952	3140	3943	4469					3339
					F	2372	2646	2676	3244					2666
3	M			1519#	1900#	2080#	1980					1662		
	F			2207	2561	2637	3193					2548		
4	M			2027	2019	2059	2096					2053		
	F			1347	1403	1621	1624					1461		
5	M			1889	1886	1988	2020					1949		
	F			1562	1470	1872#	1806					1688		
T	M			1106	1162	1259	1345					1211		
	F			1400	1357	1715#	1679					1528		
T	M			1248	1230	1577	1739					1409		
	F			982#								1108		
T	M			1207	1225	1537	1717					1368		
	F			2363	2207	2211	2421					2304		
T	M			1297	1358	1449	1484					1359		
	F			2136	2013	2078	2270					2112		
PAPER, BOOKS, STATIONERY, NEWSPAPERS	619.1/2	1A	M	-	-	-	-	-	-	-	-			
			F	-	-	-	-	-	-	-	-			
		1B	M	-	-	-	-	-	-	-	-	-		
			F	-	-	-	-	-	-	-	-	-		
		2	M	-	-	-	-	-	-	-	-	-		
			F	-	-	-	-	-	-	-	-	-		
		3	M	-	-	-	-	-	-	-	-	-		
			F	-	-	-	-	-	-	-	-	-		
		4	M	-	-	-	-	-	-	-	-	-		
			F	-	-	-	-	-	-	-	-	-		
		5	M	-	-	-	-	-	-	-	-	-		
			F	-	-	-	-	-	-	-	-	-		
		T	M	-	-	-	-	-	-	-	-	-		
			F	-	-	-	-	-	-	-	-	-		



REMUNERATION MENSUELLE BRUTE  
CORRIGEE DES SALAIRES A TEMPS PLEIN:  
MOYENNE(M) ET COEFFICIENT DE VARIATION  
(CV) SELON L ACTIVITE , LE SEXE,  
LA QUALIFICATION ET LA TAILLE  
DE L ENTREPRISE

CV

TAILLE ENTREPRISE (NOMBRE DE SALAIRES)							SEXE	QUALIFICATION	NACE	ACTIVITE			
10 - 49	50 - 99	100 - 199	200 - 499	500 - 999	>= 1000	(°)					T06. ENS.		
46.7	40.1#	28.6#	-	-	-	-	47.2	M	1A	618	PR. PHARM., MEDICAMENTS, D'ENTRETIEN		
47.6	40.1#	28.6#	-	-	-	-	48.3	F	1B				
36.8	31.8	29.4	-	-	-	-	35.5	T					
33.2#	27.1	-	-	-	-	-	28.8	F	2				
38.2	34.3	30.4	-	-	-	-	37.2	T					
30.2	28.1	32.0	-	-	-	-	30.8	F	3				
33.2	29.6#	21.3	-	-	-	-	32.5	T					
33.3	30.2	32.9	-	-	-	-	32.9	F	4				
31.0	24.9	23.1	-	-	-	-	25.8	T					
27.1	25.0	23.9	-	-	-	-	25.5	F	5				
33.8	28.0	28.9	-	-	-	-	29.1	T					
25.8	26.6	17.9	-	-	-	-	24.8	F	1A	618.1		PRODUITS PHARM.	
27.1	27.8	25.7	-	-	-	-	25.7	T	1B				
30.6	31.4	23.7	-	-	-	-	28.4	F	2				
23.0	26.4	17.3	-	-	-	-	20.4	T					
26.1#	24.0	20.3	-	-	-	-	24.2	F	3				
26.4	32.2	22.4	-	-	-	-	25.5	T					
47.0	43.0	46.5	-	-	-	-	47.0	F	4				
36.3	32.3	33.9	-	-	-	-	33.4	T					
50.5	47.3	50.8	-	-	-	-	50.4	F	5				
-	-	-	-	-	-	-	-	T					
-	-	-	-	-	-	-	-	F	1A	618			AUTRES COMMERCES DE GROS
-	-	-	-	-	-	-	-	T	1B				
-	-	-	-	-	-	-	-	F	2				
-	-	-	-	-	-	-	-	T					
-	-	-	-	-	-	-	-	F	3				
-	-	-	-	-	-	-	-	T					
-	-	-	-	-	-	-	-	F	4				
-	-	-	-	-	-	-	-	T					
-	-	-	-	-	-	-	-	F	5				
-	-	-	-	-	-	-	-	T					
56.6#	38.4#	25.5#	52.4#	-	-	-	54.3	M	1A	618	PAPIER, LIVRES, JOURNAUX		
58.9#	38.4#	25.5#	52.4#	-	-	-	56.2	F	1B				
49.4	37.0	30.4	26.9	-	-	-	42.7	T					
50.3#	-	-	-	-	-	-	55.1#	F	2				
51.2	39.4	31.0	27.0	-	-	-	44.7	T					
32.0	22.1	21.9	35.4	-	-	-	31.4	F	3				
33.5#	31.4#	21.2#	22.6	-	-	-	34.9	T					
36.0	24.7	22.6	36.1	-	-	-	34.3	F	4				
32.5	51.3	25.7	24.4	-	-	-	31.6	T					
26.5	23.4	25.5	28.6	-	-	-	27.3	F	5				
35.4	51.1	26.8	26.4	-	-	-	33.5	T					
38.3	27.6	193.2#	27.1	-	-	-	116.4	F	1A	618.1/2		PAPIER, LIVRES, JOURNAUX	
38.0	24.5	24.1	32.6	-	-	-	28.2	T	1B				
34.5	29.1	182.8#	30.9	-	-	-	106.6	F	2				
27.1	23.3	29.6	21.3	-	-	-	28.3	T					
48.3#	-	-	-	-	-	-	32.6	F	3				
29.0	22.7	30.0	22.0	-	-	-	30.6	T					
69.8	57.8	105.1	45.5	-	-	-	71.7	F	4				
39.3	38.6	37.3	33.2	-	-	-	37.0	T					
72.3	59.8	103.1	47.8	-	-	-	72.8	F	5				
-	-	-	-	-	-	-	-	T					
-	-	-	-	-	-	-	-	F	1A	618.1/2			
-	-	-	-	-	-	-	-	T	1B				
-	-	-	-	-	-	-	-	F	2				
-	-	-	-	-	-	-	-	T					
-	-	-	-	-	-	-	-	F	3				
-	-	-	-	-	-	-	-	T					
-	-	-	-	-	-	-	-	F	4				
-	-	-	-	-	-	-	-	T					
-	-	-	-	-	-	-	-	F	5				
-	-	-	-	-	-	-	-	T					

TAB.D5

GROSS MONTHLY PAY(CORRECTED)  
OF FULL-TIME EMPLOYEES:  
MEAN(M) AND COEFFICIENT OF  
VARIATION(CV) ACCORDING TO  
ACTIVITY, SEX, QUALIFICATION  
AND SIZE OF ENTERPRISE

ACTIVITY	NACE	Q U A L I F I C A T I O N	S E X	SIZE OF ENTERPRISE (NUMBER OF EMPLOYEES)											
				10	50	100	200	500	>=	TOT.					
				49	99	199	499	999	1000	(%)	EMS.				
WHOLESALE TRADE	61	1A	M	4745	5528	4959	5513					4899			
			F	3621#									3625#		
		1B	M	4714	5445	4959	5487						4865		
			F	3008	3288	3700	4258						3395		
		2	M	1984	2155	2283#	2185#						2052		
			F	2930	3223	3657	4181						3317		
		3	M	2475	2665	2742	2810						2651		
			F	1669	1948	1928	2028						1764		
		4	M	2387	2605	2687	2772						2572		
			F	1921	1996	2009	2074						1985		
		5	M	1371	1354	1479	1590						1423		
			F	1834	1899	1929	2019						1906		
		T	M	1581	1621	1711	1735						1635		
			F	1070	1144	1144	1191						1133		
		T	M	1482	1514	1584	1603						1527		
			F	1338	1386	1419	1581						1425		
		T	M	1001	1071	1063	1209						1067		
			F	1301	1334	1383	1533						1385		
		T	M	2132	2126	2147	2274						2166		
			F	1299	1317	1315	1376						1324		
FOOD, DRINK, TOBACCO	641/642	1A	M	2011	1998	2019	2148					2043			
			F	3105#											
		1B	M	2870#											
			F	2011	2564#			3304	4508#				2832		
		2	M	1980	2454#			3095	4174#				2730		
			F	1995	2168	2237	2370	2723	2761				2507		
		3	M	1942	2121	2224	2330	2605#	2743				1902#		
			F	1641	1791	1852	1865	1870	1775				2476		
		4	M	983	921#	1049#	1181	1469#	1298				1758		
			F	1463	1603	1715	1739	1653	1654				1148		
		5	M	1224	1196	1176	1426	1095	1215				1605		
			F	833	888	861	902	906	955				1242		
		T	M	964	978	1019	1218	961	1088				888		
			F										1040		
		T	M	1558		1641	1720	1667	1693				1702		
			F	866	927	912	965	1102	1034				952		
		DISPENSING CHEMISTS	643	1A	M	1209	1573#	1384	1498	1303	1451			1383	
					F	5436#									5436#
				1B	M	3756#									3756#
					F	4835									4835
2	M			3110									3110		
	F			2179#									2179#		
3	M			2464									2464		
	F			2685#									2685#		
4	M			1618									1618		
	F			1715									1715		
5	M			1901									1901		
	F			1493									1493		
T	M			1519									1519		
	F			1547									1547		
T	M			1027									1027		
	F			1242									1242		
MEDICAL GOODS, COSMETICS, CLEANING, MAT.	644			1A	M										
					F	2546									2546
				1B	M	1539									1539
					F	1711									1711
		2	M	3155#									3547#		
			F	3117#									3485#		
		3	M	2211									2279		
			F	2210									2312		
		4	M	1883									1999		
			F	1783									1518#		
		5	M	1677									1881		
			F	976#									1697		
		T	M	1294									1156		
			F	1131									1427		
		T	M	901									1204		
			F	957									883		
		T	M										1032		
			F												
		T	M	1814									1803		
			F	991									1074		
T	M	1364									1378				
	F														

TAB.D5

REMUNERATION MENSUELLE BRUTE  
CORRIGEE DES SALAIRES A TEMPS PLEIN:  
MOYENNE(M) ET COEFFICIENT DE VARIATION  
(CV) SELON L ACTIVITE , LE SEXE,  
LA QUALIFICATION ET LA TAILLE  
DE L ENTREPRISE

CV

TAILLE ENTREPRISE (NOMBRE DE SALAIRES)							SEXE	QUALIFICATION	NACE	ACTIVITE	
10	50	100	200	500	>=	TOT.					
49	99	199	499	999	1000	(%)	ENS.				
52.4	40.7	36.3	31.6				49.4	M	1A	61	COMMERCE DE GROS
52.7#							48.5#	F			
52.6	41.2	36.3	32.3				48.7	T			
41.6	37.7	34.9	28.3				39.8	M	1B		
46.2	37.8	51.5#	42.0#				44.5	F			
43.0	38.7	35.8	28.8				41.2	T			
35.8	33.3	35.2	29.7				37.0	M	2		
39.7	33.9	26.4	29.5				36.4	F			
37.7	34.3	35.9	30.4				38.5	T			
29.7	50.5	27.0	29.1				34.3	M	3		
34.9	29.8	30.4	28.6				32.2	F			
32.3	51.1	29.2	30.2				35.8	T			
30.8	29.1	78.1	27.7				42.6	M	4		
31.2	26.6	29.3	27.7				29.4	F			
34.0	31.9	76.4	31.5				43.8	T			
30.4	33.2	33.1	25.7				30.2	M	5		
34.8	22.7	27.7	22.0				29.2	F			
31.9	33.5	33.8	26.8				31.3	T			
57.1	53.7	56.9	45.2				54.2	M			
47.1	38.5	36.6	35.6				41.1	F			
59.0	55.4	58.3	47.4				56.0	T			
36.0#								M	1A	641/642	PR. ALIMENTAIRES, BOISSONS, TABAC
								F			
41.2#								T			
15.3	26.8#			19.4	24.7#		39.5	M	1B		
								F			
15.7	29.3#			19.6	34.9#		40.3	T			
19.9	21.1	21.8	25.8	19.2	26.4		28.0	M	2		
							38.1#	F			
23.0	22.2	21.7	27.7	25.0#	26.7		28.8	T			
31.1	23.2	24.4	28.5	17.4	29.8		28.0	M	3		
31.1	37.3#	33.9#	34.5	38.3#	19.4		32.8	F			
37.5	33.6	31.0	33.1	30.8	31.3		34.2	T			
45.6	35.5	38.3	33.3	36.3	38.7		39.8	M	4		
36.1	30.5	33.8	31.5	38.9	24.2		32.1	F			
46.2	36.0	40.3	39.7	39.2	36.3		41.0	T			
								M	5		
								F			
								T			
44.5		42.4	37.0	58.5	48.5		95.5	M			
36.8		39.0	34.9	53.3	27.7		38.3	F			
52.9	46.9	50.0	44.1	61.1	51.5		94.6	T			
44.2#	219.7#						44.2#	M	1A	643	PHARMACIES
								F			
37.1#							37.1#	T			
46.5							46.5	M			
28.3							28.3	F	1B		
46.0#							46.0#	T			
42.9							42.9	M			
36.9#							36.9#	F	2		
30.4							30.4	T			
37.0							37.0	M			
30.6							30.6	F	3		
25.2							25.2	T			
26.7							26.7	M			
40.3							40.3	F	4		
30.8							30.8	T			
43.0							43.0	M			
								F	5		
								T			
71.8							71.8	M			
39.8							39.8	F			
59.2							59.2	T			
30.0#							37.1#	M	1A	644	ART. MEDICAUX, PRODUITS D'ENTRETIEN
								F			
								T			
30.3#							37.3#	M			
25.2							23.5	F	1B		
								T			
25.0							24.7	M			
20.8							23.2	F	2		
							23.4#	T			
23.0							25.9	M			
32.7							28.3	F	3		
43.0#							45.8	T			
46.0							40.7	M			
27.2							31.4	F	4		
26.7							31.8	T			
28.9							33.0	M			
								F	5		
								T			
42.1							45.0	M			
43.2							42.8	F			
53.5							52.7	T			

TAB.D5

GROSS MONTHLY PAY(CORRECTED)  
OF FULL-TIME EMPLOYEES:  
MEAN(M) AND COEFFICIENT OF  
VARIATION(CV) ACCORDING TO  
ACTIVITY, SEX, QUALIFICATION  
AND SIZE OF ENTERPRISE

ACTIVITY	NACE	Q U A L I F I C A T I O N	S E X	SIZE OF ENTERPRISE (NUMBER OF EMPLOYEES)							
				10	50	100	200	500	>=	TOT.	
				49	99	199	499	999	1000	(°)	EMS.
CLOTHING	645	1A	M	-	4597#	5161	-	-	-	-	-
			F	-	-	-	-	-	-	-	-
		1B	M	2136	2591#	2549	-	-	-	-	2716
			F	1869#	-	-	-	-	-	-	2042#
		2	M	2032	2420#	2676	-	-	-	-	2526
			F	2042	2196	2324	3114#	-	-	-	2996
		3	M	1721	-	-	-	-	-	-	1988
			F	1915	2194	2291	2689#	-	-	-	2773
		4	M	1752	1627	1747	1902	-	-	-	1826
			F	1354	1386	1383	1340	-	-	-	1408
	5	M	1514	1523	1589	1633	-	-	-	1617	
		F	1336	1387	1369	1371	-	-	-	1489	
	T	M	1019	1078	1054	1055	-	-	-	1084	
		F	1076	1158	1125	1176	-	-	-	1187	
	FOOTWEAR, LEATHER GOODS	646	1A	M	2140#	1897	2051	1829	-	-	2124
				F	1167	1217	1196	1194	-	-	1209
			1B	M	1495	1547	1554	1484	-	-	1576
				F	2933#	-	-	-	-	-	2998#
			2	M	2967#	-	-	-	-	-	3048
				F	2655	-	-	-	-	-	2753
3			M	2322#	-	-	-	-	-	2498	
			F	2094	2466	2051	-	-	-	2189	
4			M	2009	2471#	2037	-	-	-	2158	
			F	1910	1827	1814	-	-	-	1841	
5		M	1411#	1529	1219	-	-	-	1265		
		F	1674	1725	1621	-	-	-	1582		
T		M	1516#	1120	1075#	-	-	-	1309		
		F	812	930	888	-	-	-	860		
FURN. FABRICS, HOUSEHOLD TEXTILES		647	1A	M	887	963	912	-	-	-	925
				F	-	-	-	-	-	-	-
			1B	M	-	-	-	-	-	-	-
				F	-	-	-	-	-	-	-
			2	M	2095	1920	1828	-	-	-	1949
				F	956	1087	933	-	-	-	958
	3		M	1329	1433	1259	-	-	-	1328	
			F	3265	-	-	-	-	-	3332	
	4		M	3305	-	-	-	-	-	3364	
			F	2526#	-	-	-	-	-	2685	
	5	M	2359#	-	-	-	-	-	2556		
		F	2070	-	-	-	-	-	2073		
	T	M	2053	-	-	-	-	-	2042		
		F	1728	-	-	-	-	-	1740		
	HOUSEHOLD FITMENTS, APPLIANCES	648/649	1A	M	1387	-	-	-	-	-	1385
				F	1678	-	-	-	-	-	1690
			1B	M	1421	-	-	-	-	-	1413
				F	1044	-	-	-	-	-	1062
			2	M	1315	-	-	-	-	-	1310
				F	-	-	-	-	-	-	-
3			M	1747	-	-	-	-	-	1756	
			F	1229	-	-	-	-	-	1218	
4			M	1642	-	-	-	-	-	1643	
			F	3673	3654#	-	-	-	-	3729	
5		M	3587	3654#	-	-	-	-	3648		
		F	2676	2201	2599#	-	-	-	2584		
T		M	2521	2153	2494#	-	-	-	1693#		
		F	2206	2259	2017	-	-	-	2480		
HOUSEHOLD FITMENTS, APPLIANCES		648/649	1A	M	1350#	-	-	-	-	-	2228
				F	2065	2201	2030	-	-	-	1386#
			1B	M	1703	1723	1763	-	-	-	2113
				F	1339	1212	1334	-	-	-	1727
			2	M	1640	1631	1684	-	-	-	1322
				F	1373	1387	1372	-	-	-	1654
	3		M	941	969	1055	-	-	-	1396	
			F	1195	1236	1260	-	-	-	870	
	4		M	-	-	-	-	-	-	1232	
			F	-	-	-	-	-	-	-	
	5	M	1804	1695	1666	-	-	-	1783		
		F	1085	1041	1145	-	-	-	1082		
	T	M	1604	1524	1524	-	-	-	1585		
		F	-	-	-	-	-	-	-		

TAB.D5

REMUNERATION MENSUELLE BRUTE  
CORRIGEE DES SALAIRES A TEMPS PLEIN:  
MOYENNE(M) ET COEFFICIENT DE VARIATION  
(CV) SELON L ACTIVITE , LE SEXE,  
LA QUALIFICATION ET LA TAILLE  
DE L ENTREPRISE

CV

TAILLE ENTREPRISE (NOMBRE DE SALAIRES)							SEXE	QUALIFICATION	NACE	ACTIVITE		
10	50	100	200	500	>=	TOT.						
49	99	199	499	999	1000	(*)	ENS.					
	20.7#	20.7						M	1A	645	ARTICLES D HABILLEMENT	
	20.7#	19.9						F	1B			
26.0	30.1#	24.7					44.6	M	2			
29.1#							36.8#	F	3			
27.9	34.2#	27.6					45.2	M	4			
23.6	24.1	26.0	29.1#				61.7	F	5			
23.9							28.9	M	T			
25.2	24.3	26.6	35.6#				61.6	F	1A	646		CHAUSSURES, MAROQUINERIE
18.0	25.4	22.7					27.6	M	1B			
28.6	32.8	26.9					28.9	F	2			
27.0	29.4	26.8					31.5	M	3			
30.3	27.0	24.4					33.6	F	4			
35.9	28.8	30.5					33.2	M	5			
36.5	30.7	31.1					36.9	F	T			
								M	T			
135.1#	46.3	54.1	51.9				91.1	F	1A	646	CHAUSSURES, MAROQUINERIE	
38.1	36.5	48.3	37.6				38.8	M	1B			
118.9	49.7	60.6	53.1				85.9	F	2			
45.9#							44.7#	M	3			
46.8#							45.3	F	4			
25.9							28.5	M	5			
31.4#							33.4	F	T			
33.8	31.3	22.0					33.5	M	1A	647		TISSUS D AMEUBLEMENT
								F	1B			
35.4	41.5#	22.3					35.6	M	2			
36.6	26.9	37.2					36.7	F	3			
70.5#	24.0	24.8					58.8	M	4			
53.0	27.5	39.7					48.2	F	5			
63.1#	29.8	46.1#					53.2	M	T			
38.3	28.1	26.2					32.5	F	1A	648/649	EQUIPEMENT DU FOYER	
54.2	29.5	31.3					43.6	M	1B			
								F	2			
48.6	44.2	45.8					46.6	M	3			
63.9	53.0	28.8					51.4	F	4			
70.4	56.8	55.4					62.6	M	5			
41.8							41.3	F	T			
40.9							40.4	M	1A	648/649		EQUIPEMENT DU FOYER
45.5#							38.8	F	1B			
49.9#							43.6	M	2			
21.2							21.0	F	3			
22.9							23.0	M	4			
23.4							23.3	F	5			
25.6							26.6	M	T			
24.8							24.8	F	1A	648/649	EQUIPEMENT DU FOYER	
29.0							28.9	M	1B			
29.4							28.3	F	2			
32.0							31.5	M	3			
								F	4			
								M	5			
								F	T			
41.8							42.4	M	1A	648/649		EQUIPEMENT DU FOYER
47.9							45.3	F	1B			
44.8							45.2	M	2			
41.3	44.5#						41.9	F	3			
42.5	44.5#						43.0	M	4			
33.2	28.0	38.2#					33.7	F	5			
37.2	29.6	38.8#					41.4#	M	T			
34.9	28.0	19.9					36.3	F	1A	648/649	EQUIPEMENT DU FOYER	
35.7#							32.8	M	1B			
38.5	29.7	19.5					35.9#	F	2			
26.4	20.2	19.9					36.0	M	3			
43.8	29.1	19.3					25.1	F	4			
30.2	24.5	22.2					40.0	M	5			
33.4	40.2	29.3					29.0	F	T			
35.7	31.3	26.2					33.4	M	1A	648/649		EQUIPEMENT DU FOYER
38.9	42.2	31.2					33.8	F	1B			
							37.9	M	2			
								F	3			
								M	4			
								F	5			
								M	T			
47.8	40.8	40.5					45.6	F	1A	648/649	EQUIPEMENT DU FOYER	
46.0	33.6	29.6					42.2	M	1B			
52.5	44.9	42.4					49.9	F	2			

TAB.D5

GROSS MONTHLY PAY(CORRECTED)  
OF FULL-TIME EMPLOYEES:  
MEAN(M) AND COEFFICIENT OF  
VARIATION(CV) ACCORDING TO  
ACTIVITY , SEX , QUALIFICATION  
AND SIZE OF ENTERPRISE

ACTIVITY	NACE	Q U A L I F I C A T I O N	S E X	SIZE OF ENTERPRISE (NUMBER OF EMPLOYEES)							TOG. ENS.	
				10	50	100	200	500	>=	(%)		
				49	99	199	499	999	1000			
BOOKS, NEWSPRS., STATIONERY, OFFICE SUPPS.	653	1A	M	3575	-	-	-	-	-	-	3805	
			F	3526	-	-	-	-	-	-	3751	
		1B	M	2431	-	-	-	-	-	-	-	2745
			F	2338	-	-	-	-	-	-	-	2660
		2	M	2267	-	-	-	-	-	-	-	2362
			F	1922#	-	-	-	-	-	-	-	2222#
		3	M	2213	-	-	-	-	-	-	-	2344
			F	-	1695	-	-	-	-	-	-	-
		4	M	1443	1348	-	-	-	-	-	-	1437
			F	-	1600	-	-	-	-	-	-	-
5	M	1270	1228	-	-	-	-	-	-	1385		
	F	928	900	-	-	-	-	-	-	1012		
T	M	1078	1037	-	-	-	-	-	-	1193		
	F	-	-	-	-	-	-	-	-	-		
OTHER RETAIL DISTRIBUTION	654/655	1A	M	-	1686	-	-	-	-	-	2190#	
			F	1135	1091	-	-	-	-	-	1179	
		1B	M	-	1447	-	-	-	-	-	1812#	
			F	4212	-	-	-	-	-	-	4295	
		2	M	4092	-	-	-	-	-	-	4191	
			F	2592	2934	-	-	-	-	-	2724	
		3	M	2580	2934	-	-	-	-	-	1939#	
			F	2212	2790#	-	-	-	-	-	2607	
		4	M	1851	-	-	-	-	-	-	2346	
			F	2186	2599#	-	-	-	-	-	1878	
5	M	1820	1902	-	-	-	-	-	2308			
	F	1190	-	-	-	-	-	-	1897			
T	M	1650	1898	-	-	-	-	-	1265			
	F	1597	1418	-	-	-	-	-	1750			
VARIOUS NON-FOOD PRODUCTS	656	1A	M	1182	1182	-	-	-	-	-	1606	
			F	1453	1340	-	-	-	-	-	1266	
		1B	M	-	-	-	-	-	-	-	1479	
			F	-	-	-	-	-	-	-	-	
		2	M	1995	1820	-	-	-	-	-	1974	
			F	1242	1302	-	-	-	-	-	1318	
		3	M	1800	1691	-	-	-	-	-	1791	
			F	-	-	-	-	-	-	-	-	
		4	M	-	-	5433	-	-	-	-	3527	
			F	-	-	5433	-	-	-	-	2498#	
5	M	-	2436#	-	-	-	-	-	3432			
	F	-	1939	1546#	-	-	-	-	2298			
T	M	1677	1830#	1430	-	-	-	-	1985			
	F	1437#	1290	1135#	-	-	-	-	2215			
RETAIL TRADE	64/653- 656	1A	M	-	895	853#	-	-	-	-	1743	
			F	1300#	1011	934	-	-	-	-	1412	
		1B	M	-	-	-	-	-	-	-	1605	
			F	-	-	-	-	-	-	-	1361	
		2	M	1889#	2026#	2717#	-	-	-	-	1076	
			F	1267#	968	955	-	-	-	-	1213	
		3	M	1738#	1465#	1824#	-	-	-	-	1582	
			F	3808	-	5187	-	-	-	-	4357	
		4	M	2588#	-	-	-	-	-	-	2856#	
			F	3672	5218	-	-	-	-	-	4205	
5	M	2429	2479	3586	2873	3360	3534	-	3035			
	F	1861	2709#	2709#	1834#	-	2454#	-	2083			
T	M	2302	2402	3493	2746	3292	3429	-	2898			
	F	2165	2265	2243	2453	2393	2730	-	2437			
3	M	1588	1887#	2037#	1930#	2173#	2046	-	1779			
	F	1962	2225	2228	2402	2358	2608	-	2292			
4	M	1767	1753	1801	1903	1817	1789	-	1788			
	F	1302	1242	1326	1307	1319	1414	-	1333			
5	M	1598	1623	1660	1738	1593	1652	-	1632			
	F	1353	1329	1302	1472	1299	1344	-	1355			
T	M	920	967	973	1027	965	1072	-	991			
	F	1094	1114	1101	1267	1080	1200	-	1150			
T	M	-	-	-	-	-	-	-	-			
	F	-	-	-	-	-	-	-	-			
T	M	1844	1900	1862	1789	1911	1827	-	1843			
	F	1103	1057	1082	1113	1095	1199	-	1128			
T	M	1502	1546	1512	1539	1491	1556	-	1527			
	F	-	-	-	-	-	-	-	-			

TAB.D5

REMUNERATION MENSUELLE BRUTE  
CORRIGEE DES SALAIRES A TEMPS PLEIN:  
MOYENNE(M) ET COEFFICIENT DE VARIATION  
(CV) SELON L ACTIVITE , LE SEXE,  
LA QUALIFICATION ET LA TAILLE  
DE L ENTREPRISE

CV

TAILLE ENTREPRISE (NOMBRE DE SALAIRES)							SEXE	QUALIFICATION	NACE	ACTIVITE	
10	50	100	200	500	>=	T06.					
49	99	199	499	999	1000	(*)	ENS.				
32.3	-	-	-	-	-	-	38.9	M	1A	653	LIVRES, JOURN., PAPIER, ED. BUREAU
32.7	-	-	-	-	-	-	39.2	F	1B		
32.5	-	-	-	-	-	-	37.4	M			
35.1	-	-	-	-	-	-	39.4	F	2		
21.9	-	-	-	-	-	-	23.6	M			
24.0#	-	-	-	-	-	-	34.6#	F			
22.9	-	-	-	-	-	-	25.2	M	3		
25.6	31.1	-	-	-	-	-	27.6	F	4		
36.6	18.6	-	-	-	-	-	32.2	M	5		
30.6	30.8	-	-	-	-	-	29.8	F			
38.1	28.3	-	-	-	-	-	35.4	M			
-	30.6	-	-	-	-	-	-	F			
-	30.9	-	-	-	-	-	-	M			
-	-	-	-	-	-	-	-	F			
-	-	-	-	-	-	-	-	M			
39.8	39.9	-	-	-	-	-	306.5#	F	T		
35.9	51.8	-	-	-	-	-	39.5	M			
37.1	48.1	-	-	-	-	-	294.7#	F	1A	654/655	AUTRES COMMERCE DE DETAIL
33.1	-	-	-	-	-	-	37.3	M	1B		
33.3	24.7	-	-	-	-	-	38.3	F	2		
30.9	-	-	-	-	-	-	30.6	M			
16.9	33.3	-	-	-	-	-	31.0#	F	3		
30.7	24.7	-	-	-	-	-	32.6	M	4		
26.6	35.4#	-	-	-	-	-	31.5	F	5		
42.7	16.9	-	-	-	-	-	22.6	M			
34.3	30.7	-	-	-	-	-	31.6	F			
35.3	40.1#	-	-	-	-	-	27.3	M			
42.5	22.7	-	-	-	-	-	44.8	F			
39.8	34.3	-	-	-	-	-	33.9	M			
-	29.2	-	-	-	-	-	34.5	F			
-	27.3	-	-	-	-	-	36.3	M			
-	30.0	-	-	-	-	-	36.9	F			
-	-	-	-	-	-	-	-	M			
46.3	51.2	-	-	-	-	-	44.6	F			
45.6	47.4	-	-	-	-	-	42.3	M			
50.5	52.8	-	-	-	-	-	47.8	F	1A	656	PRODUITS DIVERS NON ALIMENT.
-	-	-	-	-	-	-	-	M	1B		
-	-	24.0	-	-	-	-	38.4	F	2		
-	-	24.0	-	-	-	-	22.4#	M			
-	-	-	-	-	-	-	38.9	F			
-	-	-	-	-	-	-	24.0	M			
-	-	-	-	-	-	-	29.8	F			
19.2	31.7#	-	-	-	-	-	26.2	M			
19.7	20.0	24.1#	-	-	-	-	20.8	F			
20.0#	24.6#	22.7	-	-	-	-	20.4	M			
29.1#	24.9	26.6#	-	-	-	-	23.1	F			
-	28.8	34.2#	-	-	-	-	29.8	M			
-	32.7	34.4	-	-	-	-	31.0	F			
-	-	-	-	-	-	-	32.7	M			
-	-	-	-	-	-	-	-	F			
52.2#	69.7#	76.1#	-	-	-	-	51.6	M			
31.7#	40.6	34.7	-	-	-	-	37.2	F			
52.9#	77.8#	94.0#	-	-	-	-	53.0	M			
90.0	-	23.3	-	-	-	-	122.4	F	1A	64/653- 656	COMMERCE DE DETAIL
50.0#	-	-	-	-	-	-	51.9#	M	1B		
89.4	-	22.5	-	-	-	-	121.2	F			
33.3	29.2	42.7	31.9	21.5	38.8	-	40.6	M			
40.0	-	31.3#	27.7#	-	23.8#	-	36.7	F			
36.0	31.2	42.9	34.3	22.4	39.4	-	42.2	M			
31.5	27.4	24.3	28.6	29.5	45.3	-	39.6	F			
31.3	46.4#	23.8#	32.5#	30.4#	30.0	-	34.1	M			
34.7	29.8	24.4	29.6	29.9	45.2	-	41.0	F			
168.2	23.6	24.9	30.5	22.4	26.8	-	108.3	M			
37.7	37.1	29.9	33.2	36.5	23.3	-	33.0	F			
150.1	29.7	29.2	34.9	31.8	28.3	-	98.4	M			
38.1	36.0	34.4	31.6	31.8	35.2	-	35.8	F			
37.4	31.4	31.9	35.8	33.7	30.2	-	34.1	M			
43.1	38.0	36.6	37.7	36.2	35.3	-	38.8	F			
-	-	-	-	-	-	-	-	M			
-	-	-	-	-	-	-	-	F			
120.7	139.6	53.6	40.4	47.0	54.2	-	93.5	M			
46.8	43.5	43.7	38.4	43.5	36.2	-	42.3	F			
114.0	134.8	59.2	46.1	55.1	55.1	-	89.9	M			

TAB.D6

INDEX OF MEAN GROSS MONTHLY PAY (CORRECTED) OF FULL-TIME EMPLOYEES ACCORDING TO ACTIVITY, SEX, QUALIFICATION AND SIZE OF ENTERPRISE (PAY OF ALL FULL-TIME EES. = 100)

INDICE DE LA REMUNERATION MENSUELLE BRUTE CORRIGEE MOYENNE DES SALARIES A TEMPS PLEIN SELON L'ACTIVITE, LE SEXE, LA QUALIF. ET LA TAILLE DE L'ENTREP. (REM. DE L'ENS. DES SAL. A TEMPS PLEIN = 100)

ACTIVITY	NACE	QUALIFICATION	SEX	SIZE OF ENTERPRISE (NUMBER OF EMPLOYEES)									
				10	50	100	200	500	>= 1000	(°)	TOT.		
				49	99	199	499	999	1000		ENS.		
AGRIC. PRIMARY PROD., LIVE-STOCK, TEXT.	611	1A	M	98.2#	-	-	124.7	-	-	-	-	100.0	
			F	-	-	-	-	-	-	-	-	100.0	
		1B	M	98.1#	-	-	125.6	-	-	-	-	100.0	
			F	91.2	112.5	121.5	115.3	-	-	-	-	100.0	
		2	M	90.9	113.9	122.9	116.6	-	-	-	-	100.0	
			F	103.3	101.5	100.1	92.1	-	-	-	-	100.0	
	3	M	102.5#	-	-	-	-	-	-	-	100.0#		
		F	103.1	102.9	100.1	91.7	-	-	-	-	100.0		
	4	M	99.0	102.5	92.5	103.2	-	-	-	-	100.0		
		F	99.0	-	118.3#	97.9	-	-	-	-	100.0		
	5	M	98.5	104.3	93.4	103.4	-	-	-	-	100.0		
		F	99.7	102.1	99.6	100.3	-	-	-	-	100.0		
	T	M	98.1	99.3	104.2#	103.7	-	-	-	-	100.0		
		F	100.1	98.4	97.9	100.8	-	-	-	-	100.0		
	FUELS, ORES, INDUSTRIAL CHEMICALS	612	1A	M	90.3	91.7	107.4	111.8	-	-	-	-	100.0
				F	104.7	95.4	-	104.2#	-	-	-	-	100.0
			1B	M	92.8	88.7	113.4	114.4	-	-	-	-	100.0
				F	101.3	101.7	97.0	96.7	-	-	-	-	100.0
			2	M	100.1	90.7	111.7#	102.4	-	-	-	-	100.0
				F	101.6	98.5	97.3	97.6	-	-	-	-	100.0
		3	M	102.6#	89.1#	-	-	-	-	-	-	100.0#	
			F	102.4#	89.4#	-	-	-	-	-	-	100.0#	
		4	M	85.9	107.7	116.3	-	-	-	-	-	100.0	
			F	84.5	110.5	120.0	-	-	-	-	-	100.0	
5		M	101.0	96.2	105.6	-	-	-	-	-	100.0		
		F	94.4	99.0	110.6	-	-	-	-	-	100.0		
T		M	99.5	96.8	106.4	-	-	-	-	-	100.0		
		F	92.6	98.1	110.7	-	-	-	-	-	100.0		
TIMBER, BUILDING MATERIALS		613	1A	M	100.2	93.7	109.3	-	-	-	-	100.0	
				F	92.9	97.5	110.3	-	-	-	-	100.0	
			1B	M	94.0	99.7	105.4	-	-	-	-	100.0	
				F	98.7	101.1	98.3	-	-	-	-	100.0	
			2	M	96.2	100.7	103.6	-	-	-	-	100.0	
				F	84.9	96.1#	83.8	-	-	-	-	100.0	
		3	M	84.3	96.5#	84.1	-	-	-	-	100.0		
			F	98.5	91.4	105.4	-	-	-	-	100.0		
		4	M	102.2	95.1	99.3	-	-	-	-	100.0		
			F	98.6	91.6	104.3	-	-	-	-	100.0		
	MACHINERY, EQUIPMENTS, VEHICLES	614	1A	M	97.1	-	-	-	-	-	-	100.0	
				F	97.2	119.2#	-	-	-	-	-	100.0	
			1B	M	88.4	105.7	110.5	-	-	-	-	100.0	
				F	87.7	108.0	112.1	-	-	-	-	100.0	
			2	M	98.3	99.7	104.9	-	-	-	-	100.0	
				F	98.8#	-	-	-	-	-	-	100.0#	
		3	M	98.0	100.5	104.4	-	-	-	-	100.0		
			F	96.7	98.3	105.1	-	-	-	-	100.0		
		4	M	91.4	87.0#	116.4#	-	-	-	-	100.0		
			F	95.9	98.1	105.6	-	-	-	-	100.0		
		5	M	94.6	96.0	109.6	-	-	-	-	100.0		
			F	99.2	99.7	104.6	-	-	-	-	100.0		
		T	M	94.9	96.6	109.4	-	-	-	-	100.0		
			F	104.5	90.1	92.9	-	-	-	-	100.0		
MACHINERY, EQUIPMENTS, VEHICLES		614	1A	M	104.0	91.1	93.9	-	-	-	-	100.0	
				F	98.2	97.7	103.8	-	-	-	-	100.0	
			1B	M	98.9	93.3	107.7	-	-	-	-	100.0	
				F	98.0	98.1	104.0	-	-	-	-	100.0	
			2	M	94.0	122.7#	110.7	-	-	-	-	100.0	
				F	94.3	122.0#	111.8	-	-	-	-	100.0	
		3	M	89.6	97.5	100.3	127.5	-	-	-	100.0		
			F	89.6	97.2	101.4	127.8	-	-	-	100.0		
		4	M	92.0	101.6	96.8	107.3	-	-	-	100.0		
			F	93.4#	106.2#	94.9#	-	-	-	-	100.0		
	5	M	91.4	100.9	96.8	109.4	-	-	-	100.0			
		F	97.4	101.5	97.9	100.9	-	-	-	100.0			
	T	M	101.4	94.2	97.1	112.5	-	-	-	100.0			
		F	97.5	99.8	97.4	102.4	-	-	-	100.0			
	T	M	94.2	105.5	102.8	97.0	-	-	-	100.0			
		F	93.8	102.3	98.3	104.7	-	-	-	100.0			
	T	M	94.1	105.1	102.2	98.0	-	-	-	100.0			
		F	95.2	104.8	97.3	110.0	-	-	-	100.0			
	T	M	94.8	105.1	97.7	110.4	-	-	-	100.0			
		F	98.6	101.5	96.4	99.4	-	-	-	100.0			
	T	M	101.9	102.1	91.7	98.0	-	-	-	100.0			
		F	98.7	100.8	95.8	100.0	-	-	-	100.0			



TAB.D6

INDEX OF MEAN GROSS  
MONTHLY PAY (CORRECTED)  
OF FULL-TIME FEMALE EMPLOYEES  
ACCORDING TO ACTIVITY,  
QUALIFICATION AND SIZE OF ENTERPRISE

INDICE DE LA REMUNERATION  
MENSUELLE BRUTE CORRIGEE  
MOYENNE DES SALAIRES FEMININS  
A TEMPS PLEIN SELON L'ACTIVITE,  
LA QUALIF. ET LA TAILLE DE L'ENTREP.

(PAY OF FULL-TIME MALE EES.=100)

(REM. DES SAL. MASC. A TEMPS PLEIN = 100)

TAILLE ENTREPRISE (NOMBRE DE SALARIE)							SEX E	O U A L I F I C A T I O N	NACE	ACTIVITE
10 49	50 99	100 199	200 499	500 999	>= 1000	(*) TOG. EMS.				
100.0#			100.0			100.0	M	1A	611	MAT. PREM. AGR., ANIMAUX, TEXTILES
							F			
100.0	100.0	100.0	100.0			100.0	M	1B		
							F			
100.0	100.0	100.0	100.0			100.0	M	2		
67.5#						68.0#	F			
100.0	100.0	100.0	100.0			100.0	M	3		
64.3		82.2#	60.9			64.2	F			
100.0	100.0	100.0	100.0			100.0	M	4		
60.1	59.4	63.9#	63.1			61.1	F			
100.0	100.0	100.0	100.0			100.0	M	5		
89.7	80.5		72.1#			77.3	F			
100.0	100.0	100.0	100.0			100.0	M	T		
54.9	49.6	64.0#	58.9			55.6	F			
100.0#	100.0#					100.0#	M	1A	612	COMBUSTIBLES, MINERAIS, PR. CHIMIQUES
							F			
100.0	100.0		100.0#			100.0	M	1B		
						49.3#	F			
100.0	100.0		100.0			100.0	M	2		
65.3	71.9					69.9	F			
100.0	100.0		100.0			100.0	M	3		
78.2	69.0		66.0			72.3	F			
100.0	100.0		100.0			100.0	M	4		
71.4	69.0					68.0	F			
100.0	100.0#		100.0			100.0	M	5		
							F			
100.0	100.0		100.0			100.0	M	T		
61.3	61.4		61.2#			59.1	F			
100.0						100.0	M	1A	613	BOIS, MATERIAUX DE CONSTR.
							F			
100.0	100.0		100.0#			100.0	M	1B		
							F			
100.0	100.0					100.0	M	2		
73.2#						72.2#	F			
100.0	100.0		100.0			100.0	M	3		
63.7	59.6#					67.4	F			
100.0	100.0		100.0			100.0	M	4		
66.5	65.8					63.4	F			
100.0	100.0		100.0			100.0	M	5		
							F			
100.0	100.0		100.0			100.0	M	T		
61.6	58.4					61.2	F			
100.0	100.0#	100.0				100.0	M	1A	614	MACHINES, VEHICULES
							F			
100.0	100.0	100.0				100.0	M	1B		
						66.6#	F			
100.0	100.0	100.0				100.0	M	2		
71.5#	73.6#	69.0#				70.4	F			
100.0	100.0	100.0				100.0	M	3		
78.6	70.2	75.0				75.6	F			
100.0	100.0	100.0				100.0	M	4		
73.4	71.5	70.5				73.7	F			
100.0	100.0	100.0				100.0	M	5		
							F			
100.0	100.0	100.0				100.0	M	T		
68.2	66.4	62.8				66.0	F			

TAB.D6

INDEX OF MEAN GROSS  
MONTHLY PAY (CORRECTED)  
OF FULL-TIME EMPLOYEES  
ACCORDING TO ACTIVITY, SEX,  
QUALIFICATION AND SIZE OF ENTERPRISE

INDICE DE LA REMUNERATION  
MENSUELLE BRUTE CORRIGEE  
MOYENNE DES SALAIRES  
A TEMPS PLEIN SELON L'ACTIVITE, LE SEXE,  
LA QUALIF. ET LA TAILLE DE L'ENTREP.

(PAY OF ALL FULL-TIME EES.=100)

(REM. DE L'EMS. DES SAL. A TEMPS PLEIN = 100)

ACTIVITY	NACE	Q U A L I F I C A T I O N	S E X	SIZE OF ENTERPRISE (NUMBER OF EMPLOYEES)								
				10	50	100	200	500	>=	106.		
				49	99	199	499	999	1000	(*) EMS.		
FURNITURE, HSEHD. GOODS, HARDWARE	615	1A	M	93.7#	118.1#	-	119.0#	-	-	100.0		
			F	93.7	118.4#	-	119.4#	-	-	100.0		
		1B	M	84.4	90.3	114.3	118.3	-	-	100.0		
			F	85.3	88.0	114.9	119.7	-	-	100.0#		
		2	M	88.6	95.9	100.0	99.5	-	-	100.0		
			F	99.9#	95.7#	-	-	-	-	100.0		
		3	M	90.6	97.7	104.4	102.1	-	-	100.0		
			F	99.3	100.1	91.1	99.5	-	-	100.0		
		4	M	98.2	97.9	91.9	113.2	-	-	100.0		
			F	97.0	100.5	100.5	100.8	-	-	100.0		
	5	M	98.1	99.0	98.5	99.2	-	-	100.0			
		F	95.3	99.4	104.8	104.9	-	-	100.0			
	TEXTILES, CLOTH- ING, FOOTWR. LEATHERWARE	616	1A	M	95.9	-	-	-	-	-	100.0	
				F	88.3	102.4	112.7	-	-	-	100.0#	
			2	M	85.0	108.8	120.1	-	-	-	100.0	
				F	93.3	106.6	102.4	-	-	-	100.0	
			3	M	89.0	111.1	-	-	-	-	100.0	
				F	92.8	105.1	102.5	-	-	-	100.0	
			4	M	98.9	105.1	93.7	-	-	-	100.0	
				F	95.1	100.6	103.6	-	-	-	100.0	
5			M	98.2	101.9	94.8	-	-	-	100.0		
			F	95.8	101.5	94.1	-	-	-	100.0		
FOOD, DRINK, TOBACCO	617	1A	M	95.3	105.8	98.8	-	-	-	100.0		
			F	93.9	103.6	96.8	-	-	-	100.0		
		1B	M	88.4	90.9	96.3	-	-	-	100.0		
			F	85.8#	107.9	-	-	-	-	100.0		
		2	M	86.2	92.2	98.5	-	-	-	100.0		
			F	102.8	101.4	90.7	-	-	-	100.0		
		3	M	96.9	108.5	97.2	-	-	-	100.0		
			F	101.6	100.7	91.9	-	-	-	100.0		
		TOBACCO PRODUCTS	617.6	1A	M	99.1	106.7#	86.4#	-	-	-	100.0
					F	99.5	103.7#	86.8#	-	-	-	100.0
1B	M			93.5	89.9	117.7#	125.1#	121.2	-	100.0		
	F			94.5	91.3	112.5#	104.1#	123.1	-	100.0		
2	M			90.8	102.1	122.0	94.0	104.8	-	100.0		
	F			98.2#	-	-	-	-	-	100.0#		
3	M			89.7	103.1	123.4	95.9	106.3	-	100.0		
	F			93.7	103.9	107.3	105.8	101.3	-	100.0		
4	M			96.0	89.8	117.8	-	140.2#	-	100.0		
	F			93.7	101.7	107.8	108.7	106.2	-	100.0		
5	M	98.2	98.3	108.7	116.6	93.8	-	100.0				
	F	94.3	102.9	99.1	114.8#	109.8	-	100.0				
TOBACCO PRODUCTS	617.6	1A	M	98.9	98.0	104.8	115.9	95.9	-	100.0		
			F	96.2	101.9	102.7	110.1	104.6	-	100.0		
		1B	M	96.2#	96.2#	94.1#	115.5#	-	-	100.0		
			F	96.7	101.0	101.8	107.8	105.8	-	100.0		
		2	M	97.9	100.1	105.1	102.8	101.4	-	100.0		
			F	96.9	97.4	101.7	115.8	109.2	-	100.0		
		3	M	98.4	99.2	103.1	103.4	103.3	-	100.0		
			F	-	-	-	-	-	-	-		
		4	M	-	-	-	-	-	-	-		
			F	-	-	-	-	-	-	-		
5	M	-	-	-	-	-	-	-				
	F	-	-	-	-	-	-	-				
T	M	-	-	-	-	-	-	-				
	F	-	-	-	-	-	-	-				

TAB.D6

INDEX OF MEAN GROSS  
MONTHLY PAY (CORRECTED)  
OF FULL-TIME FEMALE EMPLOYEES  
ACCORDING TO ACTIVITY,  
QUALIFICATION AND SIZE OF ENTERPRISE  
(PAY OF FULL-TIME MALE EES.=100)

INDICE DE LA REMUNERATION  
MENSUELLE BRUTE CORRIGEE  
MOYENNE DES SALARIES FEMININS  
A TEMPS PLEIN SELON L'ACTIVITE,  
LA QUALIF. ET LA TAILLE DE L'ENTREP.  
(REM. DES SAL. MASC. A TEMPS PLEIN = 100)

TAILLE ENTREPRISE (NOMBRE DE SALARIE)							SEXE	QUALIFICATION	NACE	ACTIVITE	
10	50	100	200	500	Sum 1000	(%)					TOT.
49	99	199	499	999			ENS.				
100.0#	100.0#	-	100.0#	-	-	-	100.0	M	1A	615	MEUBLES, ART. MENAGERS QUINCAILLERIE
-	-	-	-	-	-	-	-	F	1B	-	
100.0	100.0	100.0	100.0	-	-	-	100.0	M	2	-	
62.4#	55.2#	-	-	-	-	-	60.5#	F	-	-	
100.0	100.0	100.0	100.0	-	-	-	100.0	M	3	-	
70.8	70.0	65.1	81.5	-	-	-	71.6	F	-	-	
100.0	100.0	100.0	100.0	-	-	-	100.0	M	4	-	
67.1	69.3	73.5	73.0	-	-	-	69.0	F	-	-	
100.0	100.0	-	100.0	-	-	-	100.0	M	5	-	
69.1#	-	-	-	-	-	-	70.4#	F	-	-	
100.0	100.0	100.0	100.0	-	-	-	100.0	M	T	-	
58.1	58.6	59.4	60.2	-	-	-	58.4	F	-	-	
100.0	-	-	-	-	-	-	100.0	M	1A	616	TEXTILE, HABILLEMENT, CHAUSSURES
-	-	-	-	-	-	-	-	F	1B	-	
100.0	100.0	100.0	-	-	-	-	100.0	M	2	-	
69.3	75.7	-	-	-	-	-	72.7	F	-	-	
100.0	100.0	100.0	-	-	-	-	100.0	M	3	-	
66.0	65.7	75.9	-	-	-	-	68.6	F	-	-	
100.0	100.0	100.0	-	-	-	-	100.0	M	4	-	
70.1	73.6	74.1	-	-	-	-	70.6	F	-	-	
100.0	100.0	100.0	-	-	-	-	100.0	M	5	-	
73.1#	89.3	-	-	-	-	-	75.3	F	-	-	
100.0	100.0	100.0	-	-	-	-	100.0	M	T	-	
54.0	61.4	61.4	-	-	-	-	57.3	F	-	-	
100.0	100.0#	100.0#	-	-	-	-	100.0	M	1A	617	PRODUITS ALIM., BOISSONS, TABAC
-	-	-	-	-	-	-	-	F	1B	-	
100.0	100.0	100.0	100.0	100.0	-	-	100.0	M	2	-	
68.7#	-	-	-	-	-	-	63.6#	F	-	-	
100.0	100.0	100.0	100.0	100.0	-	-	100.0	M	3	-	
69.9	59.0	74.8	-	94.4#	-	-	68.2	F	-	-	
100.0	100.0	100.0	100.0	100.0	-	-	100.0	M	4	-	
65.8	71.7	62.5	67.4#	80.2	-	-	68.5	F	-	-	
100.0	100.0	100.0	100.0	100.0	-	-	100.0	M	5	-	
80.6#	76.1#	73.9#	84.7#	-	-	-	80.7	F	-	-	
100.0	100.0	100.0	100.0	100.0	-	-	100.0	M	T	-	
60.2	59.2	58.9	68.6	65.5	-	-	60.8	F	-	-	
-	-	-	-	-	-	-	-	M	1A	617.6	PRODUITS DU TABAC
-	-	-	-	-	-	-	-	F	1B	-	
-	-	-	-	-	-	-	-	M	2	-	
-	-	-	-	-	-	-	-	F	3	-	
-	-	-	-	-	-	-	-	M	4	-	
-	-	-	-	-	-	-	-	F	5	-	
-	-	-	-	-	-	-	-	M	T	-	
-	-	-	-	-	-	-	-	F	-	-	
-	-	-	-	-	-	-	-	-	-	-	
-	-	-	-	-	-	-	-	-	-	-	

TAB.D6

INDEX OF MEAN GROSS  
MONTHLY PAY (CORRECTED)  
OF FULL-TIME EMPLOYEES  
ACCORDING TO ACTIVITY, SEX,  
QUALIFICATION AND SIZE OF ENTERPRISE  
(PAY OF ALL FULL-TIME EES. = 100)

INDICE DE LA REMUNERATION  
MENSUELLE BRUTE CORRIGEE  
MOYENNE DES SALARIES  
A TEMPS PLEIN SELON L'ACTIVITE, LE SEXE,  
LA QUALIF. ET LA TAILLE DE L'ENTREP.  
(REM. DE L'ENS. DES SAL. A TEMPS PLEIN = 100)

ACTIVITY	NACE	Q U A L I F I C A T I O N	S E X	SIZE OF ENTERPRISE (NUMBER OF EMPLOYEES)												
				10	50	100	200	500	1000	(°)	TOT.					
				49	99	199	499	999	1000		ENS.					
PHARMACEUTICAL, MEDICAL GOODS, CLEANING MAT.	618	1A	M	88.0	110.0#	120.9#	-	-	-	-	-	100.0				
			F	88.2	111.7#	122.8#	-	-	-	-	-	100.0				
			T	89.7	97.6	112.2	-	-	-	-	-	100.0				
			1B	M	91.8#	90.2	-	-	-	-	-	-	100.0			
				F	90.2	97.1	112.9	-	-	-	-	-	100.0			
			2	M	93.6	109.9	105.7	-	-	-	-	-	100.0			
				F	89.3	115.3#	111.2	-	-	-	-	-	100.0			
			3	M	92.5	109.7	106.1	-	-	-	-	-	100.0			
				F	97.5	103.0	103.5	-	-	-	-	-	100.0			
			4	M	95.0	106.7	92.9	-	-	-	-	-	100.0			
				F	97.1	102.6	101.3	-	-	-	-	-	100.0			
			5	M	95.6	103.8	92.0	-	-	-	-	-	100.0			
				F	93.3	103.5	99.1	-	-	-	-	-	100.0			
			T	M	96.1	101.2	94.8	-	-	-	-	-	100.0			
				F	89.1	101.0	97.0	-	-	-	-	-	100.0			
			T	M	96.8#	93.1	102.7	-	-	-	-	-	100.0			
				F	90.2	93.2	94.3	-	-	-	-	-	100.0			
			T	M	99.0	100.8	99.8	-	-	-	-	-	100.0			
				F	97.2	102.5	97.2	-	-	-	-	-	100.0			
			T	M	100.0	98.3	97.9	-	-	-	-	-	100.0			
F	-	-		-	-	-	-	-	-	-						
PHARMACEUTICALS	618.1	1A	M	-	-	-	-	-	-	-	-	-				
			F	-	-	-	-	-	-	-	-	-				
			T	-	-	-	-	-	-	-	-	-				
			1B	M	-	-	-	-	-	-	-	-	-	-		
				F	-	-	-	-	-	-	-	-	-	-		
			2	M	-	-	-	-	-	-	-	-	-	-		
				F	-	-	-	-	-	-	-	-	-	-		
			3	M	-	-	-	-	-	-	-	-	-	-		
				F	-	-	-	-	-	-	-	-	-	-		
			4	M	-	-	-	-	-	-	-	-	-	-		
				F	-	-	-	-	-	-	-	-	-	-		
			5	M	-	-	-	-	-	-	-	-	-	-		
				F	-	-	-	-	-	-	-	-	-	-		
			T	M	-	-	-	-	-	-	-	-	-	-		
				F	-	-	-	-	-	-	-	-	-	-		
			OTHER WHOLESALE DISTRIBUTION	619	1A	M	101.2#	103.0#	80.7#	86.9#	-	-	-	-	100.0	
						F	100.5#	106.0#	83.0#	89.4#	-	-	-	-	100.0	
						T	88.9	94.6	114.9	130.3	-	-	-	-	100.0	
						1B	M	87.8#	-	-	-	-	-	-	-	100.0#
							F	88.4	94.0	118.1	133.8	-	-	-	-	100.0
2	M	89.0				99.2	100.3	121.7	-	-	-	-	100.0			
	F	91.4#				114.3#	125.8#	119.1	-	-	-	-	100.0			
3	M	86.6				100.5	103.5	125.3	-	-	-	-	100.0			
	F	98.8				98.4	100.3	102.1	-	-	-	-	100.0			
4	M	92.2				96.0	110.9	111.2	-	-	-	-	100.0			
	F	96.9				96.8	102.0	103.7	-	-	-	-	100.0			
5	M	92.5				87.1	110.9#	107.0	-	-	-	-	100.0			
	F	91.2				95.9	103.9	111.0	-	-	-	-	100.0			
T	M	91.6				88.8	112.3#	109.9	-	-	-	-	100.0			
	F	88.6				87.3	111.9	123.4	-	-	-	-	100.0			
T	M	88.7#				-	-	-	-	-	-	-	100.0			
	F	88.2				89.5	112.3	125.5	-	-	-	-	100.0			
T	M	102.6				95.8	96.0	105.1	-	-	-	-	100.0			
	F	95.4				99.9	106.6	109.2	-	-	-	-	100.0			
T	M	101.1				95.3	98.4	107.5	-	-	-	-	100.0			
	F	-	-	-	-	-	-	-	-	-						
PAPER, BOOKS, STATIONERY, NEWSPAPERS	619.1/2	1A	M	-	-	-	-	-	-	-	-	-				
			F	-	-	-	-	-	-	-	-	-				
			T	-	-	-	-	-	-	-	-	-				
			1B	M	-	-	-	-	-	-	-	-	-	-		
				F	-	-	-	-	-	-	-	-	-	-		
			2	M	-	-	-	-	-	-	-	-	-	-		
				F	-	-	-	-	-	-	-	-	-	-		
			3	M	-	-	-	-	-	-	-	-	-	-		
				F	-	-	-	-	-	-	-	-	-	-		
			4	M	-	-	-	-	-	-	-	-	-	-		
				F	-	-	-	-	-	-	-	-	-	-		
			5	M	-	-	-	-	-	-	-	-	-	-		
				F	-	-	-	-	-	-	-	-	-	-		
			T	M	-	-	-	-	-	-	-	-	-	-		
				F	-	-	-	-	-	-	-	-	-	-		

TAB.D6

INDEX OF MEAN GROSS  
MONTHLY PAY (CORRECTED)  
OF FULL-TIME FEMALE EMPLOYEES  
ACCORDING TO ACTIVITY,  
QUALIFICATION AND SIZE OF ENTERPRISE  
(PAY OF FULL-TIME MALE EES.=100)

INDICE DE LA REMUNERATION  
MENSUELLE BRUTE CORRIGEE  
MOYENNE DES SALAIRES FEMININS  
A TEMPS PLEIN SELON L'ACTIVITE,  
LA QUALIF. ET LA TAILLE DE L'ENTREP.  
(REM. DES SAL. MASC. A TEMPS PLEIN = 100)

TAILLE ENTREPRISE (NOMBRE DE SALARIE)							SEX	QUALIFICATION	MACE	ACTIVITE
10 49	50 99	100 199	200 499	500 999	1000 (°)	106. EMS.				
100.0	100.0#	100.0#	-	-	-	100.0	M	1A	618	PR. PHARM., MEDICAUX, D'ENTRETIEN
61.8#	55.8	100.0	-	-	-	60.4	F	1B		
100.0	100.0	100.0	-	-	-	100.0	M	2		
66.1	72.8#	72.9	-	-	-	69.3	F			
100.0	100.0	100.0	-	-	-	100.0	M	3		
70.1	74.7	64.7	-	-	-	72.0	F			
100.0	100.0	100.0	-	-	-	100.0	M	4		
71.7	73.2	79.1	-	-	-	73.4	F			
100.0	100.0	100.0	-	-	-	100.0	M	5		
80.6#	68.4	78.6	-	-	-	74.2	F			
100.0	100.0	100.0	-	-	-	100.0	M	T		
58.3	60.4	57.8	-	-	-	59.4	F			
-	-	-	-	-	-	-	M	1A	618.1	PRODUITS PHARM.
-	-	-	-	-	-	-	F	1B		
-	-	-	-	-	-	-	M	2		
-	-	-	-	-	-	-	F			
-	-	-	-	-	-	-	M	3		
-	-	-	-	-	-	-	F			
-	-	-	-	-	-	-	M	4		
-	-	-	-	-	-	-	F			
-	-	-	-	-	-	-	M	5		
-	-	-	-	-	-	-	F			
100.0#	100.0#	100.0#	100.0#	-	-	100.0	M	1A	619	AUTRES COMMERCE DE GROS
61.2#	100.0	100.0	100.0	-	-	62.0#	F	1B		
100.0	100.0	100.0	100.0	-	-	100.0	M	2		
64.0#	71.8#	78.1#	61.0	-	-	62.3	F			
100.0	100.0	100.0	100.0	-	-	100.0	M	3		
66.4	69.5	78.7	77.5	-	-	71.2	F			
100.0	100.0	100.0#	100.0	-	-	100.0	M	4		
70.8	79.1	67.2	74.5	-	-	71.8	F			
100.0	100.0	100.0	100.0	-	-	100.0	M	5		
78.7#	-	-	-	-	-	78.6	F			
100.0	100.0	100.0	100.0	-	-	100.0	M	T		
54.9	61.5	65.5	61.3	-	-	59.0	F			
-	-	-	-	-	-	-	M	1A	619.1/2	PAPIER, LIVRES, JOURNEAUX
-	-	-	-	-	-	-	F	1B		
-	-	-	-	-	-	-	M	2		
-	-	-	-	-	-	-	F			
-	-	-	-	-	-	-	M	3		
-	-	-	-	-	-	-	F			
-	-	-	-	-	-	-	M	4		
-	-	-	-	-	-	-	F			
-	-	-	-	-	-	-	M	5		
-	-	-	-	-	-	-	F			
-	-	-	-	-	-	-	M	T		
-	-	-	-	-	-	-	F			

TAB.D6

INDEX OF MEAN GROSS  
MONTHLY PAY (CORRECTED)  
OF FULL-TIME EMPLOYEES  
ACCORDING TO ACTIVITY, SEX,  
QUALIFICATION AND SIZE OF ENTERPRISE  
(PAY OF ALL FULL-TIME EES. = 100)

INDICE DE LA REMUNERATION  
MENSUELLE BRUTE CORRIGEE  
MOYENNE DES SALAIRES  
A TEMPS PLEIN SELON L'ACTIVITE, LE SEXE,  
LA QUALIF. ET LA TAILLE DE L'ENTREP.  
(REM. DE L'ENS. DES SAL. A TEMPS PLEIN = 100)

ACTIVITY	NACE	Q U A L I F I C A T I O N	S E X	SIZE OF ENTERPRISE (NUMBER OF EMPLOYEES)						106 ENS.			
				10	50	100	200	500	1000				
				49	99	199	499	999	(°)				
WHOLESALE TRADE	61	1A	M	96.8	112.8	101.2	112.5	-	-	100.0			
			F	99.9#	-	-	-	-	-	-	100.0#		
		1B	M	96.9	111.9	101.9	112.8	-	-	100.0			
			F	88.6	96.8	109.0	125.4	-	-	100.0			
		2	M	96.7	105.0	111.2#	106.4#	-	-	100.0			
			F	88.3	97.2	110.3	126.4	-	-	100.0			
		3	M	93.4	100.5	103.4	106.0	-	-	100.0			
			F	94.6	110.5	109.3	115.0	-	-	100.0			
		4	M	92.8	101.3	104.4	107.7	-	-	100.0			
			F	96.8	100.6	101.2	104.5	-	-	100.0			
		5	M	96.3	95.1	103.9	111.8	-	-	100.0			
			F	96.2	99.6	101.2	105.9	-	-	100.0			
	FOOD, DRINK, TOBACCO	641/642	1A	M	96.7	99.2	104.7	106.2	-	-	100.0		
				F	94.4	100.9	101.0	105.1	-	-	100.0		
			1B	M	97.1	99.2	103.7	105.0	-	-	100.0		
				F	93.9	97.2	99.6	110.9	-	-	100.0		
			2	M	93.8	100.3	99.6	113.3	-	-	100.0		
				F	93.9	96.3	99.9	110.6	-	-	100.0		
			3	M	98.5	98.2	99.1	105.0	-	-	100.0		
				F	98.2	99.5	99.3	103.9	-	-	100.0		
			4	M	98.5	97.8	98.8	105.2	-	-	100.0		
				F	53.0#	-	-	-	-	-	-		
			DISPENSING CHEMISTS	643	1A	M	53.4#	-	-	-	-	-	-
						F	71.0	90.5#	-	-	116.7	159.2#	100.0
1B	M	72.5			89.9#	-	-	113.4	152.9#	100.0			
	F	79.5			86.5	89.2	94.5	108.6	110.1	100.0			
2	M	78.4			85.6	89.8	94.1	105.2#	110.8	100.0			
	F	93.4			101.9	105.4	106.1	106.4	101.0	100.0			
3	M	85.6			80.2#	91.4#	102.9	127.9#	113.1	100.0			
	F	91.2			99.9	106.8	108.4	103.0	103.0	100.0			
4	M	98.6			96.3	94.7	114.8	88.2	97.8	100.0			
	F	93.8			100.0	97.0	101.6	102.0	107.6	100.0			
5	M	92.7			94.0	97.9	117.1	92.3	104.6	100.0			
	F	-			-	-	-	-	-	-			
MEDICAL GOODS, COSMETICS, CLEANING MAT.	644	1A	M	91.5	-	96.4	101.0	98.0	99.4	100.0			
			F	90.9	97.4	95.8	101.3	115.7	108.5	100.0			
		1B	M	87.4	113.7#	100.1	108.4	94.2	104.9	100.0			
			F	100.0#	-	-	-	-	-	100.0#			
		2	M	100.0#	-	-	-	-	-	100.0#			
			F	100.0	-	-	-	-	-	100.0			
		3	M	100.0	-	-	-	-	-	100.0			
			F	100.0	-	-	-	-	-	100.0			
		4	M	100.0	-	-	-	-	-	100.0			
			F	100.0	-	-	-	-	-	100.0			
		5	M	100.0	-	-	-	-	-	100.0			
			F	-	-	-	-	-	-	-			
MEDICAL GOODS, COSMETICS, CLEANING MAT.	644	1A	M	100.0	-	-	-	-	-	100.0			
			F	100.0	-	-	-	-	-	100.0			
		1B	M	100.0	-	-	-	-	-	100.0			
			F	100.0	-	-	-	-	-	100.0			
		2	M	100.0	-	-	-	-	-	100.0			
			F	100.0	-	-	-	-	-	100.0			
		3	M	100.0	-	-	-	-	-	100.0			
			F	100.0	-	-	-	-	-	100.0			
		4	M	100.0	-	-	-	-	-	100.0			
			F	100.0	-	-	-	-	-	100.0			
		5	M	100.0	-	-	-	-	-	100.0			
			F	-	-	-	-	-	-	-			
T	M	100.0	-	-	-	-	-	100.0					
	F	100.0	-	-	-	-	-	100.0					
MEDICAL GOODS, COSMETICS, CLEANING MAT.	644	1A	M	100.0	-	-	-	-	-	100.0			
			F	88.9#	-	-	-	-	-	100.0#			
		1B	M	89.4#	-	-	-	-	-	100.0#			
			F	97.0	-	-	-	-	-	100.0			
		2	M	95.6	-	-	-	-	-	100.0			
			F	94.2	-	-	-	-	-	100.0			
		3	M	94.8	-	-	-	-	-	100.0			
			F	98.8	-	-	-	-	-	100.0			
		4	M	84.5#	-	-	-	-	-	100.0			
			F	90.7	-	-	-	-	-	100.0			
		5	M	93.9	-	-	-	-	-	100.0			
			F	91.6	-	-	-	-	-	100.0			
T	M	82.7	-	-	-	-	-	100.0					
	F	-	-	-	-	-	-	-					
T	M	100.6	-	-	-	-	-	100.0					
	F	92.3	-	-	-	-	-	100.0					
T	M	99.0	-	-	-	-	-	100.0					
	F	-	-	-	-	-	-	-					

TAB.D6

INDEX OF MEAN GROSS  
MONTHLY PAY (CORRECTED)  
OF FULL-TIME FEMALE EMPLOYEES  
ACCORDING TO ACTIVITY,  
QUALIFICATION AND SIZE OF ENTERPRISE  
(PAY OF FULL-TIME MALE EES.=100)

INDICE DE LA REMUNERATION  
MENSUELLE BRUTE CORRIGEE  
MOYENNE DES SALAIRES FEMININS  
A TEMPS PLEIN SELON L ACTIVITE,  
LA QUALIF. ET LA TAILLE DE L'ENTREP.  
(REM. DES SAL. MASC. A TEMPS PLEIN = 100)

TAILLE ENTREPRISE (NOMBRE DE SALARIE)							SEX E	Q U A L I F I C A T I O N	NACE	ACTIVITE
10 49	50 99	100 199	200 499	500 999	>= 1000	(%) E.M.S.				
100.0 76.3#	100.0	100.0	100.0			-	100.0 74.0#	M F	1A 61	COMMERCE DE GROS
100.0 65.9	100.0 65.6	100.0 61.7#	100.0 51.3#			-	100.0 60.4	M F	1B	
100.0 67.4	100.0 73.1	100.0 70.3	100.0 72.2			-	100.0 66.5	M F	2	
100.0 71.3	100.0 67.8	100.0 73.6	100.0 76.7			-	100.0 71.7	M F	3	
100.0 67.7	100.0 70.6	100.0 66.9	100.0 68.6			-	100.0 69.3	M F	4	
100.0 74.8	100.0 77.3	100.0 74.9	100.0 76.5			-	100.0 74.8	M F	5	
100.0 60.9	100.0 61.9	100.0 61.3	100.0 60.5			-	100.0 61.1	M F	T	
100.0#						-		M F	1A 641/642	PR. ALIMENTAIRES, BOISSONS, TABAC
100.0	100.0#			100.0	100.0#	-	100.0	M F	1B	
100.0	100.0	100.0	100.0	100.0	100.0	-	100.0 75.8#	M F	2	
100.0 59.9	100.0 51.4#	100.0 56.6#	100.0 63.3	100.0 78.6#	100.0 73.1	-	100.0 65.3	M F	3	
100.0 68.0	100.0 74.3	100.0 73.3	100.0 63.3	100.0 82.7	100.0 78.6	-	100.0 71.5	M F	4	
-	-	-	-	-	-	-	-	M F	5	
100.0 55.6	42.6	100.0 55.6	100.0 56.1	100.0 66.1	100.0 61.1	-	100.0 55.9	M F	T	
100.0# 69.1#	-	-	-	-	-	-	100.0# 69.1#	M F	1A 643	PHARMACIES
100.0 70.1#	-	-	-	-	-	-	100.0 70.1#	M F	1B	
100.0# 60.3	-	-	-	-	-	-	100.0# 60.3	M F	2	
100.0 78.5	-	-	-	-	-	-	100.0 78.5	M F	3	
100.0 66.4	-	-	-	-	-	-	100.0 66.4	M F	4	
-	-	-	-	-	-	-	-	M F	5	
100.0 60.4	-	-	-	-	-	-	100.0 60.4	M F	T	
100.0#						-	100.0#	M F	1A 644	ART. MEDICAUX, PRODUITS D'ENTRETIEN
100.0						-	100.0	M F	1B	
100.0						-	100.0 75.9#	M F	2	
100.0 58.2#						-	100.0 68.1	M F	3	
100.0 79.7						-	100.0 81.7	M F	4	
-						-	-	M F	5	
100.0 54.7						-	100.0 59.6	M F	T	

TAB.D6

INDEX OF MEAN GROSS MONTHLY PAY (CORRECTED) OF FULL-TIME EMPLOYEES ACCORDING TO ACTIVITY, SEX, QUALIFICATION AND SIZE OF ENTERPRISE

(PAY OF ALL FULL-TIME EES.=100)

INDICE DE LA REMUNERATION MENSUELLE BRUTE CORRIGEE MOYENNE DES SALARIES A TEMPS PLEIN SELON L ACTIVITE, LE SEXE, LA QUALIF. ET LA TAILLE DE L ENTREP.

(REM. DE L ENS. DES SAL. A TEMPS PLEIN = 100)

ACTIVITY	NACE	Q U A L I F I C A T I O N	S E X	SIZE OF ENTERPRISE (NUMBER OF EMPLOYEES)						T O T. E N S.			
				10	50	100	200	500	1000		(*)		
				49	99	199	499	999	1000				
CLOTHING	645	1A	M	-	101.2#	113.6	-	-	-	-	-		
			F	-	-	-	-	-	-	-	-		
		1B	M	78.6	105.6#	119.6	-	-	-	-	100.0		
			F	91.5#	-	93.9	-	-	-	-	100.0		
		2	M	80.4	95.8#	105.9	-	-	-	-	100.0		
			F	68.2	73.3	77.6	103.9#	-	-	-	100.0		
		3	M	86.6	-	-	-	-	-	-	100.0		
			F	69.0	79.1	82.6	96.9#	-	-	-	100.0		
		4	M	96.0	89.1	95.6	104.1	-	-	-	100.0		
			F	96.1	98.4	98.2	95.1	-	-	-	100.0		
		5	M	93.7	94.2	98.3	101.0	-	-	-	100.0		
			F	89.7	93.1	92.0	92.1	-	-	-	100.0		
		T	M	94.1	99.5	97.3	97.4	-	-	-	100.0		
			F	90.6	97.6	94.7	99.1	-	-	-	100.0		
		FOOTWEAR, LEATHER GOODS	646	1A	M	100.8#	89.3	96.6	86.1	-	-	100.0	
					F	96.6	100.7	98.9	98.7	-	-	-	100.0
				1B	M	94.8	98.1	98.6	94.2	-	-	-	100.0
					F	97.8#	-	-	-	-	-	-	100.0
2	M			97.4#	-	-	-	-	-	-	100.0		
	F			96.5	-	-	-	-	-	-	100.0		
3	M			92.9#	-	-	-	-	-	-	100.0		
	F			95.7	112.7	93.7	-	-	-	-	100.0		
4	M			93.1	112.2#	94.4	-	-	-	-	100.0		
	F			103.7	99.2	98.5	-	-	-	-	100.0		
5	M			111.5#	120.8	96.4	-	-	-	-	100.0		
	F			105.8	109.0	102.4	-	-	-	-	100.0		
T	M			115.8#	85.6	82.2#	-	-	-	-	100.0		
	F			94.4	108.2	103.3	-	-	-	-	100.0		
FURN. FABRICS, HOUSEHOLD TEXTILES	647			1A	M	95.8	104.1	98.5	-	-	-	100.0	
					F	-	-	-	-	-	-	-	100.0
				1B	M	107.5	98.5	93.8	-	-	-	-	100.0
					F	99.8	113.6	97.4	-	-	-	-	100.0
		2	M	100.0	107.9	94.8	-	-	-	-	100.0		
			F	98.0	-	-	-	-	-	-	100.0		
		3	M	98.3	-	-	-	-	-	-	100.0		
			F	94.1#	-	-	-	-	-	-	100.0		
		4	M	92.3#	-	-	-	-	-	-	100.0		
			F	99.9	-	-	-	-	-	-	100.0		
		5	M	100.6	-	-	-	-	-	-	100.0		
			F	99.4	-	-	-	-	-	-	100.0		
		T	M	100.1	-	-	-	-	-	-	100.0		
			F	99.3	-	-	-	-	-	-	100.0		
		HOUSEHOLD FITMENTS, APPLIANCES	648/649	1A	M	100.6	-	-	-	-	-	100.0	
					F	98.3	100.2#	-	-	-	-	-	100.0
				1B	M	103.6	85.2	100.6#	-	-	-	-	100.0
					F	-	-	-	-	-	-	-	100.0
2	M			101.6	86.8	100.6#	-	-	-	-	100.0		
	F			99.0	101.4	90.5	-	-	-	-	100.0		
3	M			97.4#	-	-	-	-	-	-	100.0		
	F			97.7	104.2	96.1	-	-	-	-	100.0		
4	M			98.6	99.8	102.1	-	-	-	-	100.0		
	F			101.3	91.7	100.9	-	-	-	-	100.0		
5	M			99.2	98.6	101.9	-	-	-	-	100.0		
	F			98.4	99.3	98.3	-	-	-	-	100.0		
T	M			97.0	99.9	108.7	-	-	-	-	100.0		
	F			97.0	100.4	102.3	-	-	-	-	100.0		
T	M			-	-	-	-	-	-	-	100.0		
	F			101.2	85.0	93.4	-	-	-	-	100.0		
T	M			99.4	95.3	104.8	-	-	-	-	100.0		
	F			100.6	95.6	95.5	-	-	-	-	100.0		



TAB.D6

INDEX OF MEAN GROSS  
MONTHLY PAY (CORRECTED)  
OF FULL-TIME FEMALE EMPLOYEES  
ACCORDING TO ACTIVITY,  
QUALIFICATION AND SIZE OF ENTERPRISE  
(PAY OF FULL-TIME MALE EES.=100)

INDICE DE LA REMUNERATION  
MENSUELLE BRUTE CORRIGEE  
MOYENNE DES SALAIRES FEMININS  
A TEMPS PLEIN SELON L ACTIVITE,  
LA QUALIF. ET LA TAILLE DE L'ENTREP.  
(REM. DES SAL. MASC. A TEMPS PLEIN = 100)

TAILLE ENTREPRISE (NOMBRE DE SALARIE)							SEXE	O U A L I F I C A T I O N	MACE	ACTIVITE		
10	50	100	200	500	>= 1000	(*)					TOT. ENS.	
	100.0#	100.0	-	-	-	-	-	M	1A	645	ARTICLES D HABILLEMENT	
	-	-	-	-	-	-	-	F	1B			
100.0 87.5#	100.0#	100.0	-	-	-	-	100.0 75.2#	M	2			
100.0 84.3	100.0	100.0	100.0#	-	-	-	100.0 66.3	M	3			
100.0 77.3	100.0	100.0	100.0	100.0	-	-	100.0 77.1	M	4			
100.0 76.3	100.0	100.0	100.0	100.0	-	-	100.0 72.8	M	5			
-	-	-	-	-	-	-	-	M	T			
100.0# 54.5	100.0	100.0	100.0	100.0	-	-	100.0 56.9	M	1A	646		CHAUSSURES, MAROQUINERIE
100.0#	-	-	-	-	-	-	100.0#	M	1B			
100.0	-	-	-	-	-	-	100.0	M	2			
100.0	100.0	100.0	-	-	-	-	100.0	M	3			
100.0 73.9#	100.0	100.0	100.0	100.0	-	-	100.0 68.7	M	4			
100.0# 53.5	100.0	100.0#	-	-	-	-	100.0 65.7	M	5			
-	-	-	-	-	-	-	-	M	T			
100.0 45.6	100.0	100.0	100.0	100.0	-	-	100.0 49.1	M	1A	647	TISSUS D AMEUBLEMENT	
100.0	-	-	-	-	-	-	100.0	M	1B			
100.0#	-	-	-	-	-	-	100.0	M	2			
100.0	-	-	-	-	-	-	100.0	M	3			
100.0 80.3	-	-	-	-	-	-	100.0 79.6	M	4			
100.0 73.5	-	-	-	-	-	-	100.0 75.2	M	5			
-	-	-	-	-	-	-	-	M	T			
100.0 70.4	-	-	-	-	-	-	100.0 69.4	M	1A	648/649		EQUIPEMENT OU FOYER
100.0	100.0#	-	-	-	-	-	100.0	M	1B			
100.0	100.0	100.0#	-	-	-	-	100.0 65.5#	M	2			
100.0 61.2#	100.0	100.0	-	-	-	-	100.0 62.2#	M	3			
100.0 78.6	100.0	100.0	100.0	100.0	-	-	100.0 76.5	M	4			
100.0 68.5	100.0	100.0	100.0	100.0	-	-	100.0 69.5	M	5			
-	-	-	-	-	-	-	-	M	T			
100.0 60.1	100.0	100.0	100.0	100.0	-	-	100.0 61.2	M				

TAB.D6

INDEX OF MEAN GROSS MONTHLY PAY (CORRECTED) OF FULL-TIME EMPLOYEES ACCORDING TO ACTIVITY, SEX, QUALIFICATION AND SIZE OF ENTERPRISE (PAY OF ALL FULL-TIME EES.=100)

INDICE DE LA REMUNERATION MENSUELLE BRUTE CORRIGEE MOYENNE DES SALAIRES A TEMPS PLEIN SELON L ACTIVITE, LE SEXE, LA QUALIF. ET LA TAILLE DE L ENTREP. (REM. DE L ENS. DES SAL. A TEMPS PLEIN = 100)

ACTIVITY	NACE	QUALIFICATION	SEX	SIZE OF ENTERPRISE (NUMBER OF EMPLOYEES)						
				10	50	100	200	500	>= 1000	TOT. ENS.
				49	99	199	499	999	1000	(%)
BOOKS, NEWSPR... STATIONERY, OFFICE SUPPS.	653	1A	M	94.0	-	-	-	-	-	100.0
			F	94.0	-	-	-	-	-	100.0
			T	88.6	-	-	-	-	-	100.0
			M	87.9	-	-	-	-	-	100.0
			F	96.0	-	-	-	-	-	100.0
			T	86.5#	-	-	-	-	-	100.0#
		2	M	94.4	-	-	-	-	-	100.0
			F	100.4	63.4	-	-	-	-	100.0
			T	-	93.8	-	-	-	-	100.0
			M	91.7	70.8	-	-	-	-	100.0
			F	91.7	88.7	-	-	-	-	100.0
			T	90.4	88.9	-	-	-	-	100.0
OTHER RETAIL DISTRIBUTION	654/655	1A	M	-	-	-	-	-	-	-
			F	-	-	-	-	-	-	-
			T	-	77.0	-	-	-	-	100.0#
			M	96.3	92.5	-	-	-	-	100.0
			F	-	79.9	-	-	-	-	100.0#
			T	-	-	-	-	-	-	100.0
		1B	M	98.1	-	-	-	-	-	100.0
			F	97.6	-	-	-	-	-	100.0
			T	95.2	107.7	-	-	-	-	100.0
			M	99.0	112.5	-	-	-	-	100.0
			F	94.3	118.9#	-	-	-	-	100.0
			T	98.6	-	-	-	-	-	100.0
VARIOUS NON-FOOD PRODUCTS	656	2	M	94.7	112.6#	-	-	-	-	100.0
			F	96.0	100.3	-	-	-	-	100.0
			T	94.1	-	-	-	-	-	100.0
			M	94.3	108.5	-	-	-	-	100.0
			F	99.4	88.3	-	-	-	-	100.0
			T	93.3	93.4	-	-	-	-	100.0
		3	M	98.2	90.6	-	-	-	-	100.0
			F	-	-	-	-	-	-	-
			T	101.0	92.2	-	-	-	-	100.0
			M	94.2	98.7	-	-	-	-	100.0
			F	100.5	94.4	-	-	-	-	100.0
			T	-	-	-	-	-	-	-
RETAIL TRADE	64/653- 656	1A	M	-	-	-	-	-	-	-
			F	-	-	-	-	-	-	-
			T	-	-	154.1	-	-	-	100.0
			M	-	-	158.3	-	-	-	100.0#
			F	-	-	-	-	-	-	100.0
			T	-	110.0#	-	-	-	-	100.0
		1B	M	100.0	111.3	88.7#	-	-	-	100.0
			F	104.5	114.0#	89.1	-	-	-	100.0
			T	105.6#	94.8	83.4#	-	-	-	100.0
			M	-	83.2	79.3#	-	-	-	100.0
			F	107.3#	83.4	77.0	-	-	-	100.0
			T	-	-	-	-	-	-	-
2	M	101.8#	109.2#	146.5#	-	-	-	100.0		
	F	103.0#	78.6	77.6	-	-	-	100.0		
	T	109.6#	92.6#	115.3#	-	-	-	100.0		
	M	87.4	-	119.1	-	-	-	100.0		
	F	90.6#	-	-	-	-	-	100.0#		
	T	87.3	-	124.1	-	-	-	100.0		
	3	M	80.0	81.7	118.2	94.7	110.7	116.4	100.0	
		F	89.3	-	130.0#	88.1#	-	119.7#	100.0	
		T	79.4	82.9	120.5	94.7	113.6	118.3	100.0	
		M	88.8	92.9	92.0	100.6	98.2	112.0	100.0	
		F	89.3	106.1#	114.5#	108.5#	122.2#	115.0	100.0	
		T	85.6	97.1	97.2	104.8	102.9	113.8	100.0	
4	M	98.8	98.0	100.7	106.4	101.6	100.0	100.0		
	F	97.7	93.2	99.5	98.1	98.9	106.1	100.0		
	T	97.9	99.4	101.7	106.5	97.6	101.2	100.0		
	M	99.8	98.0	96.1	108.7	95.8	99.2	100.0		
	F	92.8	97.6	98.2	103.7	97.4	108.2	100.0		
	T	95.1	96.9	95.7	110.2	93.9	104.4	100.0		
5	M	-	-	-	-	-	-	-		
	F	-	-	-	-	-	-	-		
	T	100.1	103.1	101.1	97.1	103.7	99.1	100.0		
	M	97.7	93.7	95.9	98.7	97.1	106.3	100.0		
	F	98.3	101.2	99.0	100.7	97.6	101.8	100.0		
	T	-	-	-	-	-	-	-		

TAB.D6

INDEX OF MEAN GROSS  
MONTHLY PAY (CORRECTED)  
OF FULL-TIME FEMALE EMPLOYEES  
ACCORDING TO ACTIVITY,  
QUALIFICATION AND SIZE OF ENTERPRISE  
(PAY OF FULL-TIME MALE EES.=100)

INDICE DE LA REMUNERATION  
MENSUELLE BRUTE CORRIGEE  
MOYENNE DES SALARIES FEMININS  
A TEMPS PLEIN SELON L ACTIVITE,  
LA QUALIF. ET LA TAILLE DE L ENTREP.  
(REM. DES SAL. MASC. A TEMPS PLEIN = 100)

TAILLE ENTREPRISE (NOMBRE DE SALARIE)							SEX E	O U A L I F I C A T I O N	NACE	ACTIVITE	
10	50	100	200	500	>=	TOT.					
49	99	199	499	999	1000	(%)	EMS				
100.0	-	-	-	-	-	-	100.0	M	1A	653	LIVRES, JOURN., PAPIER, EQ. BUREAU
-	-	-	-	-	-	-	-	F	1B		
100.0	-	-	-	-	-	-	100.0	M	2		
84.8#	-	-	-	-	-	-	94.0#	F	2		
-	100.0	-	-	-	-	-	-	M	3		
42.1	79.5	-	-	-	-	-	53.8	F	3		
100.0	100.0	-	-	-	-	-	100.0	M	4		
73.1	73.3	-	-	-	-	-	73.1	F	4		
-	-	-	-	-	-	-	-	M	5		
-	-	-	-	-	-	-	-	F	5		
46.4	100.0	-	-	-	-	-	100.0#	M	T		
-	64.7	-	-	-	-	-	53.9	F	T		
100.0	-	-	-	-	-	-	100.0	M	1A	654/655	AUTRES COMMERCE DE DETAIL
-	-	-	-	-	-	-	-	F	1A		
100.0	100.0	-	-	-	-	-	100.0	M	1B		
-	-	-	-	-	-	-	71.2#	F	1B		
100.0	100.0#	-	-	-	-	-	100.0	M	2		
83.7	-	-	-	-	-	-	80.0	F	2		
100.0	100.0	-	-	-	-	-	100.0	M	3		
65.4	-	-	-	-	-	-	66.7	F	3		
100.0	100.0	-	-	-	-	-	100.0	M	4		
74.0	83.4	-	-	-	-	-	78.8	F	4		
-	-	-	-	-	-	-	-	M	5		
-	-	-	-	-	-	-	-	F	5		
100.0	100.0	-	-	-	-	-	100.0	M	T		
62.3	71.5	-	-	-	-	-	66.8	F	T		
-	-	-	-	-	-	-	-	M	1A	656	PRODUITS DIVERS NON ALIMENT.
-	-	-	-	-	-	-	-	F	1A		
-	-	100.0	-	-	-	-	100.0	M	1B		
-	-	-	-	-	-	-	70.8#	F	1B		
-	-	-	-	-	-	-	100.0	M	2		
-	-	-	-	-	-	-	86.4	F	2		
100.0	100.0	100.0#	-	-	-	-	100.0	M	3		
-	-	-	-	-	-	-	81.0	F	3		
100.0#	100.0	100.0#	-	-	-	-	100.0	M	4		
-	69.4	75.1#	-	-	-	-	79.1	F	4		
-	-	-	-	-	-	-	-	M	5		
-	-	-	-	-	-	-	-	F	5		
100.0#	100.0#	100.0#	-	-	-	-	100.0	M	T		
67.1#	47.8	35.1	-	-	-	-	66.4	F	T		
100.0	-	100.0	-	-	-	-	100.0	M	1A	64/653- 656	COMMERCE DE DETAIL
68.0#	-	-	-	-	-	-	65.6#	F	1A		
100.0	100.0	100.0	100.0	100.0	100.0	-	100.0	M	1B		
76.6	-	75.5#	63.8#	-	70.6#	-	68.7	F	1B		
100.0	100.0	100.0	100.0	100.0	100.0	-	100.0	M	2		
73.4	83.3#	90.8#	78.7#	90.8#	74.9	-	73.0	F	2		
100.0	100.0	100.0	100.0	100.0	100.0	-	100.0	M	3		
73.7	70.8	73.6	68.7	72.6	78.0	-	74.5	F	3		
100.0	100.0	100.0	100.0	100.0	100.0	-	100.0	M	4		
68.0	72.8	74.8	69.8	74.3	78.8	-	73.1	F	4		
-	-	-	-	-	-	-	-	M	5		
-	-	-	-	-	-	-	-	F	5		
100.0	100.0	100.0	100.0	100.0	100.0	-	100.0	M	T		
59.8	55.6	58.1	62.2	57.3	65.6	-	61.2	F	T		

TAB.D7

GROSS MONTHLY PAY(CORRECTED)  
OF FULL-TIME EMPLOYEES :  
MEAN(M) AND COEFFICIENT OF  
VARIATION(CV) ACCORDING TO  
ACTIVITY , SEX , QUALIFICATION  
AND AGE

ACTIVITY	NACE	Q U A L I F I C A T I O N	S E X	AGE (COMPLETED YEARS)					TOG. ENS.			
				< 21	21 29	30 44	45 54	= 55		(°)		
AGRIC. PRIMARY PROD. LIVE- STOCK, TEXT.	611	1A	M	-	-	4553#	4841	-	-	4636		
			F	-	-	-	-	-	-	-		
		1B	M	-	2130	3646	3525	3373	-	-	4641	
			F	-	-	-	-	-	-	-	3364	
		2	M	-	2130	3616	3506	3336	-	-	3324	
			F	-	2394	2875	2726	2589	-	-	2693	
		3	M	1472#	1727#	2854	2718	2601	-	-	1831#	
			F	982	1467	2108	2022	1873	-	-	2656	
		4	M	1143#	1791	2094	2012	1850	-	-	1981	
			F	1511	1787	1842	1763	1744	-	-	1273	
		5	M	887	1281	1281#	1314#	-	-	-	1905	
			F	1287	1699	1828	1739	1717	-	-	1757	
	T	M	921	1488	1640	1618	1560	-	-	1073		
		F	958	1211	-	-	-	-	-	1666		
	FUELS, ORES, INDUSTRIAL CHEMICALS	612	1A	M	1436	1874	2341	2322	2127	-	1402	
				F	925	1348	1517#	1485#	-	-	2127	
			1B	M	1227	1786	2321	2278	2096	-	-	1183
				F	-	-	6884#	6135#	4976#	-	-	2020
			2	M	-	2174	3702	4380	4546	-	-	5986#
				F	-	1551#	-	-	-	-	-	3831
		3	M	-	1993	3702	4304	4541	-	-	1889#	
			F	-	2451	3075	3159	2959	-	-	3714	
		4	M	-	1904	2282	2504	-	-	-	2966	
			F	-	2333	3037	3109	2920	-	-	2073	
5		M	1090	1969	2321	2431	2396	-	-	2875		
		F	1159	1625	1886	2156	-	-	-	2216		
TIMBER, BUILDING MATERIALS	613	1A	M	1142	1869	2277	2410	2390	-	1602		
			F	1096	1696	1970	1945	1818	-	-	2093	
		1B	M	1009	1355	1612	1532#	-	-	-	1796	
			F	1042	1585	1946	1921	1816	-	-	1221	
		2	M	1045	1676	1815	1846	1837	-	-	1659	
			F	-	-	-	-	-	-	-	1739	
T	M	1028	1669	1815	1838	1837	-	-	1732			
	F	1089	1963	2740	2924	2667	-	-	2530			
MACHINERY, EQUIPMENTS, VEHICLES	614	1A	M	1051	1542	1896	2158	2397	-	1494		
			F	1066	1847	2693	2878	2656	-	-	2363	
		1B	M	-	-	4455	5092	5001#	-	-	4714	
			F	-	-	4471	5092	4970#	-	-	4711	
		2	M	-	2487	3221	3731	3541#	-	-	3267	
			F	-	2364	3199	3670	3417#	-	-	3197	
		3	M	-	2053	2575	2699	2459	-	-	2477	
			F	-	1531	2317#	-	-	-	-	1788#	
		4	M	1033#	1998	2566	2690	2442	-	-	2443	
			F	1315	1787	2067	2031	1980	-	-	1944	
		5	M	920	1364	1644#	-	-	-	-	2443	
			F	1108	1732	2055	2042	1965	-	-	1310	
	T	M	1043	1645	1815	1772	1705	-	-	1884		
		F	848	1261	1468	-	-	-	-	1663		
	614	1A	M	966	1592	1807	1767	1703	-	-	1054	
			F	967	1525	1717#	1539	1554	-	-	1592	
		2	M	942	1525	1710#	1539	1554	-	-	1471	
			F	1079	1759	2206	2387	2224	-	-	1455	
		3	M	864	1320	1964#	2120#	-	-	-	2044	
			F	994	1707	2199	2380	2218	-	-	1250	
		4	M	-	-	4894	4555	5357#	-	-	1972	
			F	-	-	4803	4540	5111#	-	-	4786	
		5	M	-	2240	3399	3775	3892	-	-	4738	
			F	-	1915#	2321#	-	-	-	-	3355	
T		M	-	2205	3362	3752	3914	-	-	2234#		
		F	-	2404	2856	3076	2909#	-	-	3302		
614	1A	M	-	1889#	2077	1992#	-	-	2792			
		F	-	2309	2826	3000	2875#	-	-	1967		
	2	M	959	1813	2181	2198	2148	-	-	2722		
		F	1075	1508	1947	1934#	-	-	-	2012		
	3	M	1011	1765	2173	2181	2141	-	-	1521		
		F	968	1579	1860	1776	1785	-	-	1960		
	4	M	943	1351	1526	1739	-	-	-	1616		
		F	957	1534	1834	1774	1764	-	-	1191		
	5	M	902#	1450	1660	1565	1612	-	-	1532		
		F	-	-	-	-	-	-	-	1486		
	T	M	902#	1450	1639	1565	1612	-	-	1480		
		F	963	1834	2493	2634	2490	-	-	2231		
614	T	M	972	1554	1873	2001	2188#	-	-	1473		
		F	967	1787	2466	2597	2475	-	-	2141		

TAB.D7

REMUNERATION MENSUELLE BRUTE  
CORRIGEE DES SALAIRES A TEMPS PLEIN:  
MOYENNE(M) ET COEFFICIENT DE VARIATION  
(CV) SELON L ACTIVITE , LE SEXE , LA  
QUALIFICATION ET L AGE

CV

AGE (ANNEES REVOLUES)						TOG. ENS.	SEXE	QUALIFICATION	NACE	ACTIVITE		
< 21	21 29	30 44	45 54	>= 55	(°)							
-	-	65.9#	31.7	-	-	59.0	M	1A	611	MAT. PREM. AGR., ANIMAUX, TEXTILES		
-	-	65.9#	31.7	-	-	58.9	F	1B				
-	25.8	39.0	34.8	26.8	-	39.4	M					
-	25.3	39.3	34.9	27.7	-	40.0	F	2				
-	52.4	33.0	30.2	23.2	-	36.8	M					
-	25.1#	-	-	-	-	35.9#	F	3				
34.4#	52.2	33.3	30.2	24.3	-	37.5	M					
-	26.3	34.5	22.9	23.3	-	31.0	F	4				
25.9	24.3	-	-	-	-	32.7	M					
50.6#	27.3	34.7	23.0	23.8	-	33.3	F	5				
40.5	27.5	20.9	21.1	17.0	-	25.8	M					
26.8	23.8	37.3#	28.5#	-	-	32.7	F	1A	612		COMBUSTIBLES, MINERAIS, PR. CHIMIQUES	
46.0	29.6	21.7	22.1	19.3	-	29.9	M	1B				
24.1	18.5	18.4	20.8	17.7	-	25.5	F	2				
22.6	22.9	-	-	-	-	22.2	M					
23.6	21.9	18.8	21.4	17.9	-	27.1	F	3				
43.9	35.3	53.0	47.5	58.3	-	51.7	M	4				
26.5	26.2	36.4#	42.4#	-	-	38.0	F	5				
46.2	36.5	53.2	48.2	58.8	-	53.9	M	1A	613			BOIS, MATERIAUX DE CONSTR.
-	-	73.1#	37.9#	29.7#	-	62.1#	F	1B				
-	-	73.1#	39.0#	29.7#	-	62.3#	M	2				
-	35.2	37.1	32.2	33.2	-	39.6	F					
-	20.5#	-	-	-	-	42.8#	M	3				
-	36.3	37.1	33.4	32.9	-	41.9	F	4				
-	43.1	35.0	27.8	30.2	-	35.2	M	5				
-	31.0	15.1	15.5	-	-	30.5	F	1A	614	MACHINES, VEHICULES		
-	42.8	35.1	28.0	30.2	-	36.4	M	1B				
14.6	30.7	25.7	26.8	26.0	-	30.3	F	2				
29.6	23.1	17.6	23.1	32.6	-	29.6	M	3				
27.2	30.5	25.9	26.8	24.1	-	32.6	F	4				
30.0	26.5	23.8	22.3	24.1	-	28.2	M	5				
30.8	18.0	29.5	35.2#	-	-	31.2	F	1A	613		BOIS, MATERIAUX DE CONSTR.	
30.8	26.8	24.6	23.5	24.0	-	32.5	M	1B				
28.2	22.2	15.4	13.6	30.4	-	23.6	F	2				
-	-	-	-	-	-	-	M					
28.7	22.5	15.4	14.0	30.4	-	23.9	F	3				
27.9	36.5	57.1	48.9	50.6	-	55.2	M	4				
30.9	26.2	31.4	30.2#	30.2#	-	37.6	F	5				
29.8	36.4	57.0	48.9	50.2	-	57.3	M	1A	614			MACHINES, VEHICULES
-	-	39.0	37.1	32.5#	-	38.9	F	1B				
-	-	38.1	37.1	32.5#	-	38.6	M	2				
-	28.4	35.0	37.5	58.5#	-	41.7	F	3				
-	32.3	34.9	38.0	59.1#	-	42.7	M	4				
-	21.1	23.5	21.4	23.5	-	25.1	F	5				
-	18.9	25.4#	-	-	-	36.5#	M	1A	613			
-	25.4#	23.6	21.5	24.2	-	26.3	F	1B				
36.6	26.4	22.8	24.1	22.0	-	25.8	M	2				
24.9	24.8	28.1#	-	-	-	40.0	F	3				
37.9	27.6	23.2	24.5	22.8	-	28.5	M	4				
38.3	33.6	25.9	25.2	24.5	-	32.0	F	5				
21.3	18.8	19.1	-	-	-	29.9	M	1A	614	MACHINES, VEHICULES		
35.6	33.7	26.0	25.2	24.4	-	34.4	F	1B				
24.7	20.2	47.0#	21.7	20.7	-	35.3	M	2				
-	-	-	-	-	-	-	F					
25.8	20.2	46.9#	21.7	20.7	-	36.1	M	3				
37.7	32.4	38.2	52.2	54.5	-	46.8	F	4				
22.9	22.0	43.1#	31.1#	-	-	47.7	M	5				
35.8	32.9	38.4	51.9	54.4	-	48.6	F	1A	613		BOIS, MATERIAUX DE CONSTR.	
-	-	35.8	35.3	41.9#	-	38.0	M	1B				
-	-	37.0	35.1	45.3#	-	38.8	F	2				
-	24.5	32.0	31.3	34.3	-	35.2	M	3				
-	28.7#	30.3#	-	-	-	43.9#	F	4				
-	25.3	32.6	31.4	33.7	-	36.3	M	5				
-	36.7	32.5	34.1	55.4#	-	36.6	F	1A	614			MACHINES, VEHICULES
-	46.7#	15.9	28.8#	-	-	38.1	M	1B				
-	39.1	32.7	35.3	54.2#	-	37.8	F	2				
27.8	25.8	35.4	24.4	26.1	-	33.3	M	3				
18.7	27.2	21.3	34.9#	-	-	32.5	F	4				
24.4	26.8	35.2	25.2	25.9	-	34.2	M	5				
50.6	22.7	27.8	23.7	23.1	-	32.4	F	1A	613			
19.3	14.4	27.8	19.4	-	-	28.6	M	1B				
39.8	22.5	28.2	23.4	23.7	-	34.0	F	2				
30.5#	15.0	23.1	13.0	11.8	-	24.2	M	3				
-	-	-	-	-	-	-	F					
30.5#	15.0	24.8	13.0	11.8	-	24.6	M	4				
45.2	32.8	42.7	45.4	57.2	-	48.1	F	5				
20.5	43.0	29.2	34.6	50.1#	-	46.2	M	1A	614	MACHINES, VEHICULES		
36.4	34.8	42.8	45.5	57.0	-	49.6	F	1B				

TAB.D7

GROSS MONTHLY PAY(CORRECTED)  
OF FULL-TIME EMPLOYEES :  
MEAN(M) AND COEFFICIENT OF  
VARIATION(CV) ACCORDING TO  
ACTIVITY , SEX , QUALIFICATION  
AND AGE

ACTIVITY	WAGE	Q U A L I F I C A T I O N	S E X	AGE (COMPLETED YEARS)										
				21		30		45		106				
				< 21	29	44	54	55	(%)	EMS				
FURNITURE, HSEHD. GOODS, HARDWARE	615	1A	M	-	-	4687#	5386#	5192#	-	5014				
			F	-	-	4665#	5386#	5192#	-	4997				
			T	-	-	3607	3900	3788	-	3494				
			1B	M	-	2345	-	-	-	-	2116#			
				F	-	2254	3597	3857	3768	-	3432			
			2	M	-	2150	2802	2830	2356	-	2615			
				F	987	1531	1774	1659#	-	-	1447			
			3	M	980	2025	2766	2765	2305	-	2485			
				F	1066	1690	2048	2060	1977	-	1911			
			4	M	994	1493	1493#	1534#	1664	-	1369			
				F	1018	1657	2027	2038	1955	-	1848			
			5	M	977	1540	1832	1778	1621	-	1609			
				F	899	1264	1457	1356#	1486	-	1111			
			T	M	930	1471	1805	1742	1605	-	1484			
				F	866	1502	1591	1583	1589	-	1416			
			TEXTILES, CLOTH- ING, FOOTWR. LEATHERWARE	616	1A	M	864	1477	1567	1581	1554	-	1390	
						F	972	1723	2422	2549	2214	-	2148	
						T	925	1385	1675	1550	1601	-	1255	
						1B	M	945	1656	2390	2499	2166	-	2015
							F	-	-	4648	5282#	-	-	4635
2	M	-				-	4647	5282#	-	-	4649			
	F	-				2234	3546	3766	3961	-	3468			
3	M	-				2043#	3488	3678	3911	-	1836#			
	F	-				2085	2638	2734	2629	-	3253			
4	M	-				1728	1997	2239#	-	-	2551			
	F	-				1996	2616	2699	2614	-	1854			
5	M	1011				1773	2161	2158	2113	-	2484			
	F	1038				1397	1616	1732#	1898#	-	2027			
T	M	949				1654	2112	2103	2092	-	1391			
	F	868				1497	1744	1721	1647	-	1888			
1A	M	886				1288	1236	1291#	1477	-	1586			
	F	886				1404	1653	1656	1616	-	1119			
1B	M	851				1379	1579	1565	1574	-	1401			
	F	796				1242	-	-	-	-	1354			
2	M	826				1338	1554	1548	1556	-	1019			
	F	923	1720	2429	2637	2444	-	1267						
3	M	885	1362	1627	1692	1821#	-	2222						
	F	896	1594	2351	2544	2381	-	1273						
FOOD, DRINK, TOBACCO	617	1A	M	-	3138#	4707	4536	4159#	-	1988				
			F	-	-	-	-	-	-	4453				
			T	-	3138#	4662	4536	4159#	-	4434				
			1B	M	-	2218	3025	3090	3066#	-	2906			
				F	-	-	-	-	-	-	-			
			2	M	-	2174	2999	3049#	3066#	-	2860			
				F	-	2182	2439	2654	2451	-	2415			
			3	M	1015#	1385#	-	-	-	-	1535#			
				F	1103	2076	2432	2647	2444	-	2365			
			4	M	945	1692	1952	2092#	1940	-	1852			
				F	1003	1344	1641	1890#	-	-	1264			
			5	M	969	1625	1934	2082#	1923	-	1759			
				F	839	1535	1687	1678	1566	-	1518			
			T	M	809	1218	1395#	1459	1369	-	1040			
				F	909	1463	1678	1665	1557	-	1426			
			1A	M	934	1412	1562	1464	1474	-	1308			
				F	862	1144#	1238#	-	-	-	1055			
			1B	M	924	1371	1533	1456	1434	-	1279			
				F	971	1668	2149	2210	2040	-	1883			
			2	M	872	1267	1580	1646	1547#	-	1145			
F	931	1591		2126	2184	2017	-	1776						
TOBACCO PRODUCTS	617.6	1A	M	-	-	-	-	-	-	-				
			F	-	-	-	-	-	-	-				
			T	-	-	-	-	-	-	-				
			1B	M	-	-	-	-	-	-	-			
				F	-	-	-	-	-	-	-			
			2	M	-	-	-	-	-	-	-			
				F	-	-	-	-	-	-	-			
			3	M	-	-	-	-	-	-	-			
				F	-	-	-	-	-	-	-			
			4	M	-	-	-	-	-	-	-			
				F	-	-	-	-	-	-	-			
			5	M	-	-	-	-	-	-	-			
				F	-	-	-	-	-	-	-			
			T	M	-	-	-	-	-	-	-			
				F	-	-	-	-	-	-	-			

REMUNERATION MENSUELLE BRUTE  
CORRIGEE DES SALAIRES A TEMPS PLEIN:  
MOYENNE(M) ET COEFFICIENT DE VARIATION  
(CV) SELON L ACTIVITE , LE SEXE , LA  
QUALIFICATION ET L AGE

CV

AGE (ANNEES REVOLUES)						TOG. ENS.	SEXE	QUALIFICATION	MACE	ACTIVITE	
< 21	21 - 29	30 - 44	45 - 54	>= 55	(°)						
-	-	58.9#	39.3#	30.1#	-	48.6	M	1A	615	MEUBLES, ART. MENAGERS QUINCAILLERIE	
-	-	58.4#	39.3#	30.1#	-	48.5	F	1B			
-	29.6	43.8	29.1	33.1	-	41.4	M	1			
-	31.0	43.5	29.8	33.1	-	42.3	F	2			
17.3	45.4	51.5	50.8	27.3	-	51.3	M	3			
17.7	17.3	12.9	22.4#	-	-	27.2	F	4			
22.2	45.1	51.8	51.6	28.2	-	53.3	M	5			
29.0	20.6	21.1	25.5	23.5	-	24.5	F	T			
26.9	28.5	32.5#	31.8#	16.3	-	33.7	M	1A	616		TEXTILE, HABILLEMENT, CHAUSSURES
48.1	22.4	22.0	26.2	23.5	-	27.0	F	1B			
20.0	33.0	29.9	28.2	14.2	-	34.8	M	2			
35.4	16.0	20.6	28.7#	21.0	-	27.3	F	3			
18.2	31.8	30.0	29.1	15.3	-	37.2	M	4			
-	41.9	11.9	23.1	13.0	-	35.1	F	5			
17.7	41.7	15.3	23.0	16.8	-	27.6#	M	T			
40.9	37.4	53.0	55.3	49.1	-	55.3	F	1A	617	PRODUITS ALIM., BOISSONS, TABAC	
22.4	23.9	41.5	30.9	26.3	-	36.4	M	1B			
32.2	36.9	53.3	55.8	49.1	-	57.3	F	2			
-	-	32.1	51.5#	-	-	52.2	M	3			
-	-	31.8	51.5#	-	-	51.7	F	4			
-	36.5	34.5	35.9	38.4	-	39.4	M	5			
-	39.8#	34.5	37.3	39.4	-	44.0	F	T			
-	26.6	30.2	28.2	29.7	-	52.9#	M	1A	617		PRODUITS DU TABAC
-	20.2	15.0	33.5#	-	-	30.8	F	1B			
-	26.7	30.3	28.9	29.6	-	28.5	M	2			
20.8	26.0	28.9	35.2	26.7	-	31.2	F	3			
28.3	20.2	22.9	24.8#	35.0#	-	29.3	M	4			
21.9	27.1	29.6	35.1	27.7	-	34.2	F	5			
19.5	20.9	19.3	17.6	18.2	-	23.8	M	T			
20.5	14.2	31.4	33.3#	17.3	-	27.7	F	1A	617	PRODUITS DU TABAC	
24.7	20.2	24.0	21.8	18.5	-	29.9	M	1B			
19.4	18.9	17.2	15.3	20.6	-	28.8	F	2			
22.9	13.2	-	-	-	-	28.2	M	3			
29.0	18.2	17.0	15.8	20.2	-	31.2	F	4			
21.4	30.3	43.4	56.9	59.9	-	52.9	M	5			
24.0	20.3	43.9	38.1	52.4#	-	40.6	F	T			
-	30.2	44.8	57.6	60.2	-	56.8	M	1A	617		PRODUITS DU TABAC
-	28.2#	45.9	34.3	43.2#	-	43.3	F	1B			
-	28.2#	46.1	34.3	43.2#	-	43.5	M	2			
-	30.5	37.7	38.8	58.9#	-	42.1	F	3			
-	31.0	38.0	39.8#	58.9#	-	42.9	M	4			
-	25.7	26.4	28.7	34.4	-	29.0	F	5			
25.0#	25.6#	-	-	-	-	35.0#	M	T			
34.0	29.0	26.4	28.6	33.6	-	30.5	F	1A	617.6	PRODUITS DU TABAC	
20.4	18.8	21.0	104.3#	24.9	-	54.3	M	1B			
28.4	18.1	26.3	27.4#	-	-	31.5	F	2			
33.6	20.6	21.5	102.4#	24.8	-	54.6	M	3			
21.5	19.6	19.3	20.0	17.9	-	26.0	F	4			
30.4	17.5	27.6#	16.1	7.2	-	28.7	M	5			
28.2	21.4	19.8	20.1	17.9	-	29.7	F	T			
26.2	18.3	21.6	19.4	15.4	-	29.4	M	1A	617.6		PRODUITS DU TABAC
28.1	27.0#	30.5#	-	-	-	31.9	F	1B			
28.1	20.7	23.1	19.0	19.5	-	30.3	M	2			
32.3	26.5	47.2	71.0	52.5	-	54.8	F	3			
22.5	20.3	35.1	26.8	30.7#	-	34.6	M	4			
29.7	27.8	47.3	70.5	52.4	-	56.3	F	5			
-	-	-	-	-	-	-	M	T			
-	-	-	-	-	-	-	F	1A	617.6	PRODUITS DU TABAC	
-	-	-	-	-	-	-	M	1B			
-	-	-	-	-	-	-	F	2			
-	-	-	-	-	-	-	M	3			
-	-	-	-	-	-	-	F	4			
-	-	-	-	-	-	-	M	5			
-	-	-	-	-	-	-	F	T			
-	-	-	-	-	-	-	M	1A	617.6		PRODUITS DU TABAC
-	-	-	-	-	-	-	F	1B			
-	-	-	-	-	-	-	M	2			
-	-	-	-	-	-	-	F	3			
-	-	-	-	-	-	-	M	4			
-	-	-	-	-	-	-	F	5			
-	-	-	-	-	-	-	M	T			
-	-	-	-	-	-	-	F	1A	617.6	PRODUITS DU TABAC	
-	-	-	-	-	-	-	M	1B			
-	-	-	-	-	-	-	F	2			
-	-	-	-	-	-	-	M	3			
-	-	-	-	-	-	-	F	4			
-	-	-	-	-	-	-	M	5			
-	-	-	-	-	-	-	F	T			

TAB.D7

GROSS MONTHLY PAY(CORRECTED)  
OF FULL-TIME EMPLOYEES :  
MEAN(M) AND COEFFICIENT OF  
VARIATION(CV) ACCORDING TO  
ACTIVITY , SEX , QUALIFICATION  
AND AGE

ACTIVITY	NACE	Q U A L I F I C A T I O N	S E X	AGE (COMPLETED YEARS)					TOG. ENS.				
				21		30		45					
				< 21	29	44	54	55		(°)			
PHARMACEUTICAL, MEDICAL GDS... CLEANING MAT.	618	1A	M	-	-	4277	5669	6197#	-	4981			
			F	-	-	-	-	-	-	-	-		
		1B	M	-	2640	3459	3849	3765	-	-	4908		
			F	-	1790#	2249	2107	-	-	-	3492		
		2	M	-	2466	3394	3705	3715	-	-	2108		
			F	-	1986	2642	2900	2753	-	-	3382		
		3	M	-	1731	2003	2175#	-	-	-	2441		
			F	-	1947	2595	2828	2723	-	-	1692		
		4	M	1067	1852	2194	2169	2101	-	-	2342		
			F	1052	1509	1700	1816	-	-	-	2036		
		5	M	1056	1733	2135	2144	2076	-	-	1467		
			F	978	1605	1772	1801	1707	-	-	1895		
		T	M	935	1359	1401	1410	-	-	-	1621		
			F	946	1487	1690	1740	1699	-	-	1190		
		7	M	892	1513	1687	1605	1459	-	-	1434		
			F	891	1267	-	-	-	-	-	1488		
		T	M	891	1415	1637	1572	1459	-	-	1105		
			F	988	1881	2593	2828	2725	-	-	1350		
		PHARMACEUTICALS	618.1	1A	M	975	1485	1763	1836	2003#	-	2371	
					F	978	1753	2506	2740	2687	-	1408	
1B	M			-	-	-	-	-	-	-	1408		
	F			-	-	-	-	-	-	-	2146		
2	M			-	-	-	-	-	-	-	-		
	F			-	-	-	-	-	-	-	-		
3	M			-	-	-	-	-	-	-	-		
	F			-	-	-	-	-	-	-	-		
4	M			-	-	-	-	-	-	-	-		
	F			-	-	-	-	-	-	-	-		
5	M			-	-	-	-	-	-	-	-		
	F			-	-	-	-	-	-	-	-		
T	M			-	-	-	-	-	-	-	-		
	F			-	-	-	-	-	-	-	-		
OTHER WHOLESALE DISTRIBUTION	619			1A	M	-	2546#	6195#	5418#	5706#	-	5731	
					F	-	-	-	-	-	-	-	-
				1B	M	-	2600#	6070#	5147#	5591#	-	-	5571
					F	-	2381	3460	3923	3818	-	-	3443
				2	M	1087	2227	3441	3907	3803	-	-	2135#
					F	-	2266	2678	2979	3007	-	-	3339
		3	M	1142#	2183	2635	2964	2959	-	-	2666		
			F	1109	1825	2200	2246	2090	-	-	1662		
		4	M	1048	1499	1848	1833	1666	-	-	2548		
			F	1063	1746	2178	2215	2030	-	-	2053		
		5	M	922	1616	1835	1791	1817	-	-	1461		
			F	942	1357	1583	1450	1452	-	-	1949		
		T	M	876#	1277	1800	1626	1492	-	-	1688		
			F	928	1443	1688	1586	1492	-	-	1211		
		7	M	866	1812	2626	2699	2481	-	-	1528		
			F	1096#	1431	1835	1847	1756	-	-	1409		
		PAPER, BOOKS, STATIONERY, NEWSPAPERS	619.1/2	1A	M	-	1708	2569	2624	2403	-	2112	
					F	-	-	-	-	-	-	-	-
				1B	M	-	-	-	-	-	-	-	-
					F	-	-	-	-	-	-	-	-
2	M			-	-	-	-	-	-	-	-		
	F			-	-	-	-	-	-	-	-		
3	M			-	-	-	-	-	-	-	-		
	F			-	-	-	-	-	-	-	-		
4	M			-	-	-	-	-	-	-	-		
	F			-	-	-	-	-	-	-	-		
5	M			-	-	-	-	-	-	-	-		
	F			-	-	-	-	-	-	-	-		
T	M			-	-	-	-	-	-	-	-		
	F			-	-	-	-	-	-	-	-		



TAB.D7

REMUNERATION MENSUELLE BRUTE  
CORRIGEE DES SALAIRES A TEMPS PLEIN:  
MOYENNE(M) ET COEFFICIENT DE VARIATION  
(CV) SELON L'ACTIVITE, LE SEXE, LA  
QUALIFICATION ET L'AGE

CV

AGE (ANNEES REVOLUES)						SEX E	QUALI FICA TION	NACE	ACTIVITE	
< 21	21 - 29	30 - 44	45 - 54	>= 55	(°)					TOT. ENS.
-	-	42.1	42.0	45.3#	-	47.2	M	1A	618	PR. PHARM., MEDICAUX, D'ENTRETIEN
-	-	41.9	42.0	45.3#	-	48.3	F	1A		
-	25.0	32.7	38.6	31.9	-	35.5	M	1B	618	PR. PHARM., MEDICAUX, D'ENTRETIEN
-	34.4#	16.4	25.9	-	-	28.8	F	1B		
-	29.9	33.5	40.8	32.2	-	37.2	M	2	618	PR. PHARM., MEDICAUX, D'ENTRETIEN
-	28.1	24.5	30.7	33.9	-	30.8	F	2		
-	18.4	29.1	24.3#	-	-	32.5	M	3	618	PR. PHARM., MEDICAUX, D'ENTRETIEN
-	27.6	25.6	31.4	33.5	-	32.9	F	3		
19.9	23.4	24.1	21.9	24.5	-	25.8	M	4	618	PR. PHARM., MEDICAUX, D'ENTRETIEN
22.7	19.5	22.6	21.5	-	-	25.5	F	4		
22.1	24.5	25.2	22.3	24.8	-	29.1	M	5	618	PR. PHARM., MEDICAUX, D'ENTRETIEN
16.9	20.9	16.8	24.3	17.7	-	24.8	F	5		
19.9	16.1	17.8	18.0	-	-	25.7	M	T	618.1	PRODUITS PHARM.
19.2	20.9	19.3	25.2	18.3	-	29.4	F	1A		
13.5	16.4	8.6	14.1	9.5	-	20.4	M	1B	618.1	PRODUITS PHARM.
16.4	12.2	-	-	-	-	24.2	F	1B		
15.6	17.4	11.1	15.1	9.5	-	25.5	M	2	618.1	PRODUITS PHARM.
18.5	27.7	38.2	51.9	61.3	-	47.0	F	2		
20.7	21.0	31.7	29.1	32.3#	-	33.4	M	3	618.1	PRODUITS PHARM.
20.2	28.5	39.4	52.5	61.1	-	50.4	F	3		
-	-	-	-	-	-	-	M	4	619	AUTRES COMMERCE DE GROS
-	-	-	-	-	-	-	F	4		
-	-	-	-	-	-	-	M	5	619	AUTRES COMMERCE DE GROS
-	-	-	-	-	-	-	F	5		
-	-	-	-	-	-	-	M	T	619.1/2	PAPIER, LIVRES, JOURNEAUX
-	-	-	-	-	-	-	F	T		
-	34.8#	51.7#	48.3#	52.5#	-	54.3	M	1A	619	AUTRES COMMERCE DE GROS
-	33.6#	53.2#	52.3#	53.7#	-	56.2	F	1A		
-	27.8	46.9	31.7	25.2	-	42.7	M	1B	619	AUTRES COMMERCE DE GROS
-	29.1#	-	-	-	-	55.1#	F	1B		
11.4	31.3	46.6	32.0	25.4	-	44.7	M	2	619	AUTRES COMMERCE DE GROS
-	39.7	27.0	27.0	32.6	-	31.4	F	2		
-	19.1	10.0	-	-	-	34.9	M	3	619	AUTRES COMMERCE DE GROS
25.2#	39.6	27.5	26.8	32.2	-	34.3	F	3		
23.8	24.5	25.6	43.4	27.8	-	31.6	M	4	619	AUTRES COMMERCE DE GROS
20.4	16.5	26.0	19.9	17.8	-	27.3	F	4		
21.6	24.7	25.9	42.8	28.0	-	33.5	M	5	619.1/2	PAPIER, LIVRES, JOURNEAUX
-	22.9	18.1	20.4	29.0	-	116.4	F	5		
22.0	18.0	21.7	19.7	19.5	-	28.2	M	T	619.1/2	PAPIER, LIVRES, JOURNEAUX
-	23.2	19.2	21.7	28.2	-	106.6	F	T		
25.6	19.5	23.4	18.4	10.8	-	29.3	M	1A	619.1/2	PAPIER, LIVRES, JOURNEAUX
38.9#	17.5	-	-	-	-	32.6	F	1A		
28.7	20.0	23.7	20.7	10.8	-	30.6	M	1B	619.1/2	PAPIER, LIVRES, JOURNEAUX
-	31.8	56.7	53.2	57.0	-	71.7	F	1B		
23.9	20.3	31.8	42.8	33.5	-	37.0	M	2	619.1/2	PAPIER, LIVRES, JOURNEAUX
241.9#	31.7	56.7	53.8	56.9	-	72.9	F	2		
-	-	-	-	-	-	-	M	3	619.1/2	PAPIER, LIVRES, JOURNEAUX
-	-	-	-	-	-	-	F	3		
-	-	-	-	-	-	-	M	4	619.1/2	PAPIER, LIVRES, JOURNEAUX
-	-	-	-	-	-	-	F	4		
-	-	-	-	-	-	-	M	5	619.1/2	PAPIER, LIVRES, JOURNEAUX
-	-	-	-	-	-	-	F	5		
-	-	-	-	-	-	-	M	T	619.1/2	PAPIER, LIVRES, JOURNEAUX
-	-	-	-	-	-	-	F	T		

TAB.D7

GROSS MONTHLY PAY(CORRECTED)  
OF FULL-TIME EMPLOYEES :  
MEAN(M) AND COEFFICIENT OF  
VARIATION(CV) ACCORDING TO  
ACTIVITY , SEX , QUALIFICATION  
AND AGE

ACTIVITY	NACE	Q U A L I F I C A T I O N	S E X	AGE (COMPLETED YEARS)					T06. ENS.			
				< 21	21 - 29	30 - 44	45 - 54	>= 55		(*)		
WHOLESALE TRADE	61	1A	M	.	3120#	4997	5013	4888	.	4899		
			F	.	.	3329#	.	.	.	3625#		
		1B	M	1336	2294	3428	3833	4936	.	4865		
			F	964	1654	2532	2589	3090#	.	3395		
		2	M	1107	2199	3398	3784	3748	.	2052		
			F	1164	2241	2750	2898	2681	.	3317		
		3	M	1036	1720	2045	2135	2345	.	2651		
			F	1067	2153	2723	2858	2657	.	1764		
		4	M	1103	1790	2126	2150	2056	.	2572		
			F	1014	1478	1748	1901	1724	.	1985		
		5	M	1048	1728	2107	2135	2036	.	1423		
			F	1084	1600	1812	1772	1704	.	1906		
		T	M	902	1301	1460	1473	1413	.	1635		
			F	991	1527	1790	1751	1687	.	1133		
		FOOD, DRINK, TOBACCO	641/642	1A	M	926	1475	1645	1587	1573	.	1527
					F	863	1202	1242	1302	1074#	.	1425
				1B	M	913	1440	1620	1566	1554	.	1067
					F	1057	1790	2418	2543	2326	2058#	1385
				2	M	932	1426	1769	1833	1816	.	2166
					F	995	1714	2386	2503	2298	2003#	1324
3	M			.	.	3535#	.	.	.	2043		
	F			.	.	3154#	.	.	.	.		
4	M			.	2051#	2884#	3401#	.	.	2832		
	F			.	.	.	.	.	.	.		
5	M			.	2042#	2787#	3336#	.	.	2730		
	F			.	2184	2608	2777	2458	.	2507		
T	M			.	.	.	.	.	.	1902#		
	F			.	.	.	.	.	.	2476		
DISPENSING CHEMISTS	643			1A	M	1012	1694	2012	2757	2440	.	1758
					F	838	1267	1455	1463	1750	.	1148
				1B	M	901	1604	1932	1823	1733	.	1605
					F	851	1455	1788	1802	1650	.	1242
				2	M	762	1194	1193	1217	1311#	.	888
					F	792	1322	1584	1614	1607	.	1040
		3	M	.	.	.	.	.	.	.		
			F	.	.	.	.	.	.	.		
		4	M	872	1663	2188	.	1858	.	1702		
			F	770	1230	1355	1334	1679#	.	952		
		5	M	805	1513	2039	2410#	1838	.	1383		
			F	.	.	5675#	.	.	.	5436#		
		T	M	.	3506#	5276#	.	.	.	3756#		
			F	.	.	.	.	.	.	4835		
		MEDICAL GOODS, COSMETICS, CLEANING.MAT.	644	1A	M	.	2428#	.	.	.	3110	
					F	.	2582#	.	.	.	2179#	
				1B	M	.	1897#	2965#	.	.	.	2464
					F	.	.	.	.	.	.	2685#
				2	M	1214	1477	2097	2279	2151#	.	1618
					F	1214	1498	2215	2523	2310	.	1715
3	M			.	1702	.	.	.	.	1901		
	F			1168	1461	1892	2003	1877	.	1493		
4	M			1167	1468	1982	1978	1848	.	1519		
	F			.	1706#	1713#	1424	1520	.	1547		
5	M			833	1256	.	.	.	.	1027		
	F			825	1367	1532#	1388	1459	.	1242		
T	M			.	.	.	.	.	.	.		
	F			.	.	.	.	.	.	.		
MEDICAL GOODS, COSMETICS, CLEANING.MAT.	644			1A	M	.	2172	3108#	2362#	2479#	.	2546
					F	1051	1491	1996	2272	2037	.	1539
				1B	M	1085	1546	2392	2307	2238#	.	1711
					F	.	.	3492#	.	.	.	3547#
				2	M	.	.	3390#	.	.	.	3485#
					F	.	2230	2452	.	.	.	2279
		3	M	.	2228	2452	.	.	.	2312		
			F	.	1785	2156	.	.	.	1999		
		4	M	.	.	.	.	.	.	1518#		
			F	.	1684	2085	.	.	.	1881		
		5	M	.	1539	1870	2025#	1565	.	1697		
			F	724#	1352	1777	.	.	.	1156		
		T	M	735#	1452	1843	1880#	1628	.	1427		
			F	825	1391	1518	.	.	.	1204		
		T	M	799	1256	1175	1144	.	.	983		
			F	804	1290	1253	1275	.	.	1032		
		T	M	.	.	.	.	.	.	.		
			F	.	.	.	.	.	.	.		
		T	M	850	1653	2122	2266#	2065#	.	1803		
			F	779	1310	1491	1296	.	.	1074		
T	M	790	1467	1915	1880#	2031#	.	1378				
	F	.	.	.	.	.	.	.				

REMUNERATION MENSUELLE BRUTE  
CORRIGEE DES SALAIRES A TEMPS PLEIN:  
MOYENNE(M) ET COEFFICIENT DE VARIATION  
(CV) SELON L ACTIVITE , LE SEXE , LA  
QUALIFICATION ET L AGE

CV

AGE (ANNEES REVOLUES)						TOG. EMS.	SEXE	QUALIFICATION	MACE	ACTIVITE
< 21	21 - 29	30 - 44	45 - 54	>= 55	(°)					
	43.2#	54.5	40.1	46.7		49.4	M	1A	61	COMMERCE DE GROS
	47.1#	37.8#				49.5#	F			
21.6	29.2	38.0	34.3	39.7		39.8	M	1B		
25.2	28.3	28.5	35.3	40.2#		44.5	F			
28.7	31.0	38.2	34.9	39.9		41.2	M	2		
33.0	37.9	34.9	34.3	39.6		37.0	F			
21.0	35.3	20.8	27.2	26.6		36.4	M	3		
25.6	38.9	35.0	34.7	39.1		38.5	F			
37.0	25.0	29.1	48.0	22.7		34.3	M	4		
24.5	24.0	25.6	30.3	22.9		32.2	F			
30.7	26.0	29.2	47.4	26.9		35.8	M	5		
137.0	17.6	24.7	23.5	22.1		42.6	F			
23.0	26.7	27.0	25.7	22.6		29.4	M	1A	641/642	PR. ALIMENTAIRES, BOISSONS, TABAC
106.4	17.6	25.3	24.0	22.5		43.8	F			
26.9	23.7	24.2	19.5	20.0		30.2	M	1B		
26.9	23.7	27.9	12.5	32.3#		29.2	F	2		
25.5	21.8	27.9	19.8	21.3		31.3	M	3		
26.8	24.4	25.1	19.8	21.3		31.3	F	4		
113.7	32.9	48.6	54.0	56.2	45.9#	54.2	M	5		
24.2	30.1	34.9	36.7	44.5		41.1	F			
87.6	33.8	48.7	54.0	56.1	48.0#	56.0	M	1A	643	PHARMACIES
		36.8#					F			
		45.7#					M	1B		
	20.7#	35.5#	26.7#			39.5	F			
	23.7#	36.4#	27.1#			40.3	M	2		
	26.6	27.1	24.8	25.3		28.0	F			
						38.1#	M	3		
27.3	27.7	28.0	25.2	25.7		28.9	F	4		
25.1	25.9	23.5	17.8	29.8		29.0	M	5		
27.8	22.1	26.1	20.3			32.8	F			
27.9	27.8	25.9	20.8	29.0		34.2	M	1A	643	PHARMACIES
23.3	22.3	16.9	23.3	29.0		39.8	F	1B		
25.8	19.4	25.2	27.1	29.2#		32.1	M	2		
	23.4	26.1	29.7	30.0		41.0	F	3		
							M	4		
							F	5		
28.9	28.4	32.7		37.8		95.5	M			
23.8	23.4	32.0	28.0	54.3#		38.3	F			
26.7	30.8	36.6	180.0#	39.7		94.6	M	1A	644	ART. MEDICAUX. PRODUITS D'ENTRETIEN
		39.2#				44.2#	F			
	38.9#	42.1#				37.1#	M	1B		
						46.5	F			
	48.5#					28.3	M	2		
	44.9#	29.1#				46.0#	F			
	22.5#					42.9	M	3		
12.9	17.9	24.2	21.3	27.5#		36.9#	F	4		
12.9	19.3	33.6	27.2	25.4		30.4	M	5		
	16.9					37.0	F			
14.7	17.7	23.2	18.8	20.0		30.6	M	1A	644	ART. MEDICAUX. PRODUITS D'ENTRETIEN
14.6	17.9	25.0	22.3	19.9		25.2	F	1B		
	29.5#	53.5#	24.0	16.9		26.7	M	2		
28.7	15.5					40.3	F	3		
30.9	26.2	57.5#	24.4	18.9		30.8	M	4		
						43.0	F	5		
							M			
	48.9	66.8#	61.3#	89.7#		71.8	F			
22.4	27.7	32.8	42.1	39.0		39.8	M	1A	644	ART. MEDICAUX. PRODUITS D'ENTRETIEN
23.2	34.3	60.5	50.9	72.2#		59.2	F	1B		
		36.7#				37.1#	M	2		
		36.9#				37.3#	F			
	21.9	16.5				23.5	M	3		
							F			
	21.8	16.5				24.7	M	4		
	19.4	19.5				23.2	F	5		
						23.4#	M			
	21.8	20.8				25.9	F	1A	644	ART. MEDICAUX. PRODUITS D'ENTRETIEN
	18.6	24.9	42.6#	15.2		29.3	M	1B		
31.7#	23.1	32.2				45.8	F	2		
31.9#	21.5	27.2	42.4#	18.6		40.7	M	3		
25.3	16.6	8.6				31.4	F	4		
24.8	21.3	25.5	21.1			31.8	M	5		
24.9	20.5	24.7	25.5			33.0	F			
							M			
							F			
26.0	26.7	37.2	49.6#	49.4#		45.0	M	1A	644	ART. MEDICAUX. PRODUITS D'ENTRETIEN
27.0	23.7	41.7	28.8			42.8	F	1B		
27.0	28.2	41.6	54.3#	50.5#		52.7	M	2		

TAB.D7

GROSS MONTHLY PAY (CORRECTED)  
OF FULL-TIME EMPLOYEES :  
MEAN(M) AND COEFFICIENT OF  
VARIATION(CV) ACCORDING TO  
ACTIVITY , SEX , QUALIFICATION  
AND AGE

ACTIVITY	NACE	QUALIFICATION	SEX	AGE (COMPLETED YEARS)						
				< 21	21 - 29	30 - 44	45 - 54	>= 55	(*)	TOT. ENS.
				CLOTHING	645	1A	M	-	4410#	-
			F	-	4306#	-	4215#	3839#	-	-
		1B	M	-	2024#	2886	-	-	-	2716
			F	-	-	2138#	-	-	-	2042#
		2	M	-	1883#	2640	3369#	-	-	2526
			F	-	2217	3285#	3372#	2784#	-	2996
		3	M	882#	1577	3074	3022#	2524#	-	1988
			F	944	2103	1927	2005	1870	-	2773
		4	M	935	1348	1645	1666	1529	-	1826
			F	880	1491	1826	1832	1772	-	1408
		5	M	824	1435	1876	1719	1541	-	1617
			F	830	1222	1396	1406	1531#	-	1489
		T	M	-	1274	1599	1540	1537	-	1084
			F	-	-	-	-	-	-	1187
FOOTWEAR, LEATHER GOODS	646	1A	M	880	1763	2551	2438	2133	-	2124
			F	838	1265	1610	1617	1552	-	1209
		1B	M	843	1448	2189	2046	1910	-	1576
			F	-	-	3317	3983	-	-	2998#
		2	M	-	-	3300	3936	-	-	3048
			F	-	-	2884	-	-	-	2753
		3	M	-	1985#	2794	-	-	-	2498
			F	-	1884	2434	2409	2082	-	2189
		4	M	1017	1846	2408	2399	2087	-	2158
			F	829	1642	2067	2107	2396#	-	1841
		5	M	880	1171	2133#	1480	-	-	1265
			F	880	1420	2088	1904	2245#	-	1582
		T	M	885	1472#	1644#	1754	-	-	1309
			F	755	1073	1203	1254#	-	-	860
		5	M	767	1134	1382	1554	-	-	925
			F	-	-	-	-	-	-	-
		T	M	915	1702	2360	2441	2140	-	1949
			F	768	1120	1746#	1459	-	-	958
FURN. FABRICS, HOUSEHOLD TEXTILES	647	1A	M	785	1340	2212	2214	2127	-	1328
			F	-	-	3144	3138#	-	-	3332
		1B	M	-	-	3208	3110#	4481#	-	3364
			F	-	-	2882#	2637#	-	-	2685
		2	M	-	1846	2711#	2411#	-	-	2556
			F	-	-	2179	2215	2093	-	2073
		3	M	-	1746	2207	2215	2093	-	2042
			F	-	1638	1893	1861	1712	-	1740
		4	M	956#	1272	1575#	1800	1690	-	1385
			F	899	1583	1859	1631	1444#	-	1690
		5	M	821	1495	1666	1631	-	-	1413
			F	867	1168	1213	1593	1402	-	1062
		T	M	-	1405	1576	-	-	-	1310
			F	-	-	-	-	-	-	-
		T	M	894	1591	2004	2065	2234#	-	1756
			F	845	1213	1517#	1536#	-	-	1218
HOUSEHOLD FITMENTS, APPLIANCES	648/649	1A	M	874	1508	1936	1988	2161	-	1643
			F	-	-	3568	4632#	3515#	-	3729
		1B	M	-	2148	3455	4519#	3491#	-	3648
			F	-	-	2608	2947	2892#	-	2584
		2	M	-	1895	2586	2868	2713#	-	1693#
			F	-	2058	2326	2310	2200	-	2480
		3	M	770	1848#	1256#	2277	2200	-	2228
			F	1019	2031	2151	1806	1602	-	2113
		4	M	845	1628	1874	1723	1444#	-	1727
			F	927	1302	1756	1735	-	-	1322
		5	M	856	1571	1859	1633	1588	-	1654
			F	791	1487	1691	1303	1310#	-	1396
		T	M	816	1385	1649	1556	1560	992#	970
			F	-	-	-	-	-	-	1232
		T	M	878	1830	2066	2203	1987	1371	1783
			F	796	1280	1546	1380	1587#	-	1092
			T	828	1543	1898	2085	1934	1165#	1585

TAB.D7

REMUNERATION MENSUELLE BRUTE  
CORRIGEE DES SALAIRES A TEMPS PLEIN:  
MOYENNE(M) ET COEFFICIENT DE VARIATION  
(CV) SELON L ACTIVITE , LE SEXE , LA  
QUALIFICATION ET L AGE

CV

AGE (ANNEES REVOLUES)						SEXE	QUALIFICATION	NACE	ACTIVITE		
< 21	21 - 29	30 - 44	45 - 54	55 - 64	(%)					TOT. ENS.	
-	21.8#	-	35.2#	33.5#	-	-	M	1A	645	ARTICLES D HABILLEMENT	
-	25.4#	-	38.4#	33.5#	-	44.6	F	1B			
-	29.7#	29.3	-	-	-	36.8#	F	2			
-	32.9#	27.3#	51.9#	-	-	45.2	F	3			
-	31.6	67.6#	51.1#	45.4#	-	61.7	F	4			
-	17.5	26.9	24.8#	-	-	29.9	F	5			
-	32.8	67.0	51.8#	47.4#	-	61.6	F	1A			
26.5#	21.7	21.4	30.9	30.9	-	27.6	F	1B			
22.0	23.0	24.4	24.5	22.7	-	29.9	F	2			
22.7	24.6	23.5	30.0	31.2	-	31.5	F	3			
24.3	21.4	30.2	24.7	20.9	-	33.6	F	4			
22.0	19.3	23.9	20.9	46.5#	-	33.2	F	5			
22.4	21.3	31.6	25.2	33.9	-	36.9	F	T			
-	-	-	-	-	-	-	F	1A	646		CHAUSSURES, MAROQUINERIE
24.6	42.4	113.1	56.0	50.3	-	91.1	F	1B			
22.5	23.5	33.1	30.3	36.4	-	38.8	F	2			
22.8	39.0	106.5	55.4	50.0	-	85.9	F	3			
-	-	24.0	14.8	-	-	44.7#	F	4			
-	-	27.2	15.3	-	-	45.3	F	5			
-	-	22.8	-	-	-	28.5	F	1A			
-	31.4#	26.4	-	-	-	33.4	F	1B			
-	28.8	28.0	32.9	34.9	-	33.5	F	2			
-	29.1	29.6	32.7	34.3	-	35.6	F	3			
21.2	26.3	26.5	24.7	45.9#	-	36.7	F	4			
24.4	19.3	63.8#	18.9	-	-	58.8	F	5			
25.3	29.7	42.6	28.5	47.0#	-	48.2	F	T			
38.9	46.9#	36.5#	20.5	-	-	53.2	F	1A	647	TISSUS D AMEUBLEMENT	
24.0	28.5	29.6	25.6#	-	-	32.5	F	1B			
26.8	36.6	37.5	27.2	-	-	43.6	F	2			
-	-	-	-	-	-	-	F	3			
-	-	-	-	-	-	-	F	4			
35.2	33.6	33.3	39.1	51.6	-	46.6	F	5			
32.1	27.6	66.8#	31.4	-	-	51.4	F	T			
33.2	38.3	42.1	43.3	52.9	-	62.6	F	1A	648/649		EQUIPEMENT DU FOYER
-	-	30.6	43.5#	-	-	41.3	F	1B			
-	-	29.9	44.4#	35.4#	-	40.4	F	2			
-	-	46.9#	22.0#	-	-	39.8	F	3			
-	-	51.3#	33.4#	-	-	43.6	F	4			
-	16.8	20.2	16.5	18.6	-	21.0	F	5			
-	19.4	21.2	16.5	18.6	-	23.0	F	1A			
-	15.0	21.5	30.8	13.7	-	23.3	F	1B			
-	23.0	24.2#	-	-	-	26.6	F	2			
39.8#	18.0	22.4	31.1	16.9	-	24.8	F	3			
25.2	19.6	21.1	12.5	25.4#	-	28.9	F	4			
22.3	15.8	22.8	-	-	-	28.3	F	5			
24.6	21.7	24.3	15.3	29.2	-	31.5	F	T			
-	-	-	-	-	-	-	F	1A	648/649	EQUIPEMENT DU FOYER	
25.5	19.2	36.3	37.6	55.7#	-	42.4	F	1B			
27.3	19.2	46.6#	48.6#	-	-	45.3	F	2			
26.4	21.9	38.4	40.0	56.8	-	45.2	F	3			
-	-	34.5	41.0#	47.3#	-	41.9	F	4			
-	-	37.1	41.7#	46.8#	-	43.0	F	5			
-	34.4	32.7	24.2	36.7#	-	33.7	F	T			
-	37.0	34.0	26.2	36.4#	-	41.4#	F	1A			
-	33.6	34.4	21.7	24.7	-	36.3	F	1B			
-	23.3#	30.6#	-	-	-	32.8	F	2			
17.3	32.8	35.3	22.5	24.7	-	35.9#	F	3			
38.2	20.1	22.1	24.6	27.2	-	36.0	F	4			
22.1	28.6	29.2	29.2	36.7#	-	25.1	F	5			
33.7	22.8	23.2	30.0	28.8	-	40.0	F	T			
29.3	21.2	24.4	19.3	37.3	-	29.0	F	1A			
23.4	22.5	28.6	23.3	24.0#	-	33.4	F	1B			
26.3	23.4	29.7	21.3	37.0	24.1#	37.9	F	2			
-	-	-	-	-	-	-	F	3			
-	-	-	-	-	-	-	F	4			
31.7	29.8	38.1	50.0	48.0	18.3	45.6	F	5			
23.3	26.6	35.5	41.7	42.7#	-	42.2	F	T			
27.8	31.2	39.1	51.8	48.2	27.6#	49.9	F				

TAB.D7

GROSS MONTHLY PAY(CORRECTED)  
OF FULL-TIME EMPLOYEES :  
MEAN(M) AND COEFFICIENT OF  
VARIATION(CV) ACCORDING TO  
ACTIVITY , SEX , QUALIFICATION  
AND AGE

ACTIVITY	NACE	Q U A L I F I C A T I O N	S E X	AGE (COMPLETED YEARS)							
				21		30		45		106 EMS.	
				21	29	44	54	55	(%)		
BOOKS, NEWSPRS., STATIONERY, OFFICE SUPPS.	653	1A	M	-	-	3796#	4137#	-	-	3805	
			F	-	-	-	-	-	-	-	
			T	-	-	-	-	-	-	-	
		1B	M	-	1845	2946	3404#	2973#	-	-	2745
			F	-	-	-	-	-	-	-	-
			T	-	1782	2946	3343#	2973#	-	-	2660
		2	M	-	2152	2457	2568	2333#	-	-	2362
			F	-	-	-	-	-	-	-	2222#
			T	-	2175	2410	2536	2301#	-	-	2344
		3	M	-	1633	-	1988	1732	-	-	-
			F	955	1422	1744	1683	-	-	-	1437
			T	-	1567	-	1900	1706	-	-	-
		4	M	865	1358	1708	1761	1547	-	-	1385
			F	826	1218	1137#	1261	-	-	-	1012
			T	836	1292	1565	1566	1513	-	-	1193
5	M	-	-	-	-	-	-	-	-		
	F	-	-	-	-	-	-	-	-		
	T	-	1606	-	2511	2070	-	-	2190#		
OTHER RETAIL DISTRIBUTION	654/655	1A	M	844	1317	1591	1538	1614	-	1179	
			F	-	1501	-	2287	1981	-	-	1812#
			T	-	-	-	-	-	-	-	-
		1B	M	-	-	3918	-	5839#	-	-	4295
			F	-	-	-	-	-	-	-	-
			T	-	-	3918	4170#	5392#	-	-	4191
		2	M	-	1945#	2654	2946#	2460#	-	-	2607
			F	-	1809	2441	2649	2521	-	-	2346
			T	-	1793	2431	2580	2521	-	-	1878
		3	M	1034	1710	1998	2143	1983	-	-	2308
			F	930	1472#	1761#	1643	-	-	-	1897
			T	947	1659	1983	2053	1983	-	-	1765
		4	M	1025	1611	1868	1926	1796	-	-	1606
			F	993	1421	1652	1605	-	-	-	1266
			T	1006	1544	1822	1853	1755	-	-	1479
5	M	-	-	-	-	-	-	-	-		
	F	-	-	-	-	-	-	-	-		
	T	1026	1669	2250	2316	2431	-	-	1974		
VARIOUS NON-FOOD PRODUCTS	656	1A	M	977	1437	1768	1785	1970#	-	1318	
			F	994	1602	2199	2214	2374	-	-	1791
			T	-	-	-	-	-	-	-	-
		1B	M	-	2286	3577	4109	4128#	-	-	3527
			F	-	-	-	-	-	-	-	2498#
			T	-	2257	3516	3962	4054#	-	-	3432
		2	M	-	1927	2285	2473	2603	-	-	2298
			F	-	1676	2215#	2044#	2257#	-	-	1985
			T	-	1828	2272	2352	2519	-	-	2215
		3	M	-	1589	1852	1857	1828	-	-	1743
			F	992	1399	1574	1541	1610	-	-	1412
			T	986	1497	1786	1714	1759	-	-	1605
		4	M	835	1373	1641	1597	1550	-	-	1361
			F	801	1253	1347	1399	1352	-	-	1076
			T	812	1314	1550	1500	1479	-	-	1213
5	M	-	-	-	-	-	-	-	-		
	F	-	-	-	-	-	-	-	-		
	T	840	1544	2194	2253	2175	-	-	1855		
RETAIL TRADE	64/653- 656	1A	M	819	1338	1604	1556	1551	-	1231	
			F	825	1448	2057	1972	1991	-	-	1582
			T	-	3244#	4025#	-	3871	-	-	4357
		1B	M	-	3248	3834#	3202#	4086#	-	-	2858#
			F	-	2163	3138	3526	3442	-	-	4205
			T	1026	1823#	2274	2512#	3442	-	-	3035
		2	M	1041	2091	3046	3401	3220	-	-	2898
			F	894#	2067	2552	2659	2472	-	-	2437
			T	1179	1601	1963	2111	2089	-	-	1779
		3	M	1145	1925	2459	2555	2412	-	-	2292
			F	-	1657	1977	1918	1830	-	-	1788
			T	908	1352	1651	1580	1594	-	-	1333
		4	M	985#	1551	1909	1805	1769	1325#	-	1632
			F	857	1446	1725	1690	1595	1311#	-	1355
			T	788	1218	1325	1359	1406	801#	-	991
5	M	808	1327	1593	1552	1545	1112#	-	1150		
	F	-	-	-	-	-	-	-	-		
	T	-	-	-	-	-	-	-	-		
T	M	896	1644	2237	2386	2061	1544#	-	1843		
	F	807	1290	1578	1569	1624	1004#	-	1128		
	T	833	1492	2090	2127	1959	1309#	-	1527		

TAB.D7

REMUNERATION MENSUELLE BRUTE  
CORRIGEE DES SALAIRES A TEMPS PLEIN:  
MOYENNE(M) ET COEFFICIENT DE VARIATION  
(CV) SELON L ACTIVITE , LE SEXE , LA  
QUALIFICATION ET L AGE

CV

AGE (ANNEES REVOLUES)						SEXE	QUALIFICATION	NACE	ACTIVITE		
< 21	21 - 29	30 - 44	45 - 54	>= 55	(°)					100 ENS.	
-	-	32.5#	40.7#	-	-	-	38.9	M	1A	653	LIVRES, JOURN., PAPIER, ED. BUREAU
-	-	33.9#	40.7#	-	-	-	39.2	F	T		
-	26.8	27.5	43.6#	25.6#	-	-	37.4	M	F	1B	
-	27.3	27.5	43.1#	25.6#	-	-	39.4	F	T	2	
-	18.3	25.1	19.0	26.5#	-	-	23.6	M	F	2	
-	27.3	24.2	19.4	25.4#	-	-	34.6#	F	T	3	
20.4	24.2	25.2	25.2	14.3	-	-	25.2	M	F	3	
-	18.9	21.0	20.1	-	-	-	27.6	F	T	4	
-	23.8	25.3	25.3	16.8	-	-	32.2	M	F	4	
20.7	18.6	27.9	25.9	17.5	-	-	29.8	F	T	5	
19.9	18.9	39.4#	23.3	-	-	-	35.4	M	F	T	
20.2	19.5	33.9	29.9	19.6	-	-	-	F	T		
-	-	-	-	-	-	-	-	M	F	T	
-	-	-	-	-	-	-	-	F	T		
20.7	27.5	-	48.6	37.5	-	-	306.5#	M	F	T	
-	29.4	37.6	29.2	25.2	-	-	39.5	F	T	1A	654/655
-	29.7	-	51.0	37.5	-	-	294.7#	M	F	T	
-	-	32.4	-	27.1#	-	-	37.3	F	T	1A	654/655
-	-	32.4	41.7#	33.2#	-	-	38.3	M	F	T	
-	-	29.5	31.8#	25.6#	-	-	30.6	F	T	1B	
-	-	-	-	-	-	-	31.0#	M	F	T	
-	28.6#	30.7	31.9#	30.8#	-	-	32.6	F	T	2	
-	21.9	30.7	30.6	18.3	-	-	31.5	M	F	2	
-	-	-	-	-	-	-	22.6	F	T	3	
26.7	21.3	30.5	30.2	18.3	-	-	31.6	M	F	3	
16.6	20.3	19.0	37.7	24.4	-	-	27.3	F	T	3	
19.5	49.7#	30.8#	13.9	-	-	-	44.8	M	F	4	
42.6	28.2	20.0	37.1	24.7	-	-	33.9	F	T	4	
36.0	28.9	20.4	36.1	19.6	-	-	34.5	M	F	4	
39.0	28.0	28.7	20.7	-	-	-	36.3	F	T	5	
-	29.3	22.7	34.9	20.7	-	-	36.9	M	F	T	
-	-	-	-	-	-	-	-	F	T		
-	-	-	-	-	-	-	-	M	F	T	
41.0	25.8	36.5	44.0	55.5	-	-	44.6	F	T	1A	656
31.7	34.2	30.5	27.5	51.3#	-	-	42.3	M	F	T	
35.5	28.8	36.9	43.5	55.7	-	-	47.8	F	T	1A	656
-	-	-	-	-	-	-	-	M	F	T	
-	18.3	34.6	32.9	37.7#	-	-	38.4	F	T	1B	
-	-	-	-	-	-	-	22.4#	M	F	T	
-	19.4	34.6	34.3	38.9#	-	-	38.9	F	T	2	
-	16.4	22.2	24.8	21.7	-	-	24.0	M	F	2	
-	19.1	28.7#	20.1#	29.0#	-	-	29.8	F	T	3	
-	18.6	23.5	26.9	24.0	-	-	26.2	M	F	3	
-	16.2	19.1	17.5	22.2	-	-	20.8	F	T	3	
17.8	13.7	16.0	17.3	15.5	-	-	20.4	M	F	3	
16.9	16.5	19.8	19.7	21.5	-	-	23.1	F	T	4	
23.0	18.8	17.5	21.6	22.0	-	-	29.8	M	F	4	
25.0	12.7	13.9	27.2	12.6	-	-	31.0	F	T	5	
24.4	17.0	19.0	25.0	20.7	-	-	32.7	M	F	T	
-	-	-	-	-	-	-	-	F	T		
-	-	-	-	-	-	-	-	M	F	T	
22.7	24.7	43.9	51.0	52.6	-	-	51.6	F	T	1A	64/653-656
25.1	18.3	31.0	31.6	27.4	-	-	37.2	M	F	T	
24.4	23.6	44.3	50.8	51.6	-	-	53.0	F	T	1A	64/653-656
-	41.3#	104.0#	50.4	50.4	-	-	122.4	M	F	T	
-	-	-	42.4#	32.3#	-	-	51.9#	F	T	1B	
-	41.2	104.9#	-	48.7	-	-	121.2	M	F	T	
-	27.4	36.2	37.4	43.9	-	-	40.6	F	T	1B	
17.0	40.2#	29.2	31.4#	29.6#	-	-	36.7	M	F	T	
16.2	30.6	37.0	38.5	46.7	-	-	42.2	F	T	2	
20.8#	28.2	43.4	35.0	30.1	-	-	39.6	M	F	2	
38.2	25.3	34.1	25.7	28.7	-	-	34.1	F	T	3	
38.2	29.9	43.6	35.1	30.6	-	-	41.0	M	F	3	
-	22.9	136.3	26.0	29.6	-	-	108.3	F	T	3	
25.0	22.4	30.5	25.2	23.5	-	-	33.0	M	F	T	
251.7#	24.7	126.4	27.4	29.1	35.0#	-	98.4	F	T	4	
28.4	22.6	23.1	24.2	28.1	29.7#	-	35.8	M	F	4	
24.4	19.9	24.8	25.7	34.2	33.6#	-	34.1	F	T	5	
26.1	23.2	26.4	26.9	30.1	36.4#	-	38.8	M	F	T	
-	-	-	-	-	-	-	-	F	T		
-	-	-	-	-	-	-	-	M	F	T	
179.2	30.6	94.4	107.0	50.5	47.6#	-	93.5	F	T	1	
25.8	24.9	36.1	35.3	40.3	34.6#	-	42.3	M	F	T	
105.9	31.4	90.9	101.9	50.2	50.1#	-	89.9	F	T	1	

TAB.D8

INDEX OF MEAN GROSS MONTHLY PAY (CORRECTED) OF FULL-TIME EMPLOYEES ACCORDING TO ACTIVITY, SEX, QUALIFICATION AND AGE (PAY OF ALL FULL-TIME EES. =100)

INDICE DE LA REMUNERATION MENSUELLE BRUTE CORRIGEE MOYENNE DES SALAIRES A TEMPS PLEIN SELON L'ACTIVITE, LE SEXE, LA QUALIFICATION ET L'AGE (REM. DE L'EMS. DES SAL. A TEMPS PLEIN = 100)

ACTIVITY	NACE	QUALIFICATION	SEX	AGE (COMPLETED YEARS)									
				21		30	45		55	(%)	106		
				21	29	44	54	55		EMS			
AGRIC. PRIMARY PROD., LIVE-STOCK, TEXT.	611	1A	M	-	-	98.2#	104.4	-	-	100.0			
			F	-	-	98.1#	104.6	-	-	100.0			
			T	-	63.3	108.4	104.8	100.3	-	100.0			
			M	-	64.1	108.8	105.5	100.4	-	100.0			
			F	-	88.9	106.8	101.3	96.1	-	100.0			
			T	-	94.3#	-	-	-	-	100.0#			
			M	55.4#	87.9	107.5	102.3	97.9	-	100.0			
			F	-	93.4	106.4	102.1	94.5	-	100.0			
			T	77.1	115.2	-	-	-	-	100.0			
			M	60.0#	94.0	110.0	105.6	97.2	-	100.0			
			F	86.0	101.8	104.9	100.3	99.3	-	100.0			
			T	82.7	119.5	119.4#	122.5#	-	-	100.0			
			M	77.2	102.0	109.7	104.4	103.0	-	100.0			
			F	62.2	100.5	110.7	109.3	105.3	-	100.0			
			T	83.7	105.8	-	-	-	-	100.0			
			M	66.8	99.5	115.5	108.9	109.7	-	100.0			
			F	67.5	88.1	110.1	109.2	100.0	-	100.0			
			T	78.2	113.9	128.2#	125.5#	-	-	100.0			
			FUELS, ORES, INDUSTRIAL CHEMICALS	612	1A	M	-	-	114.9	112.8	103.8	-	100.0
						F	-	88.4	114.5#	102.1#	82.8#	-	100.0#
T	-	-				115.0#	101.1#	83.1#	-	100.0#			
M	-	56.7				96.6	114.3	118.6	-	100.0			
F	-	82.1#				-	-	-	-	100.0#			
T	-	53.7				99.7	115.9	122.2	-	100.0			
M	-	82.6				103.7	106.5	99.7	-	100.0			
F	-	91.9				110.1	120.8	-	-	100.0			
T	-	81.2				105.6	108.1	101.5	-	100.0			
M	49.2	88.8				104.7	109.7	108.1	-	100.0			
F	72.3	101.5				117.7	134.6	-	-	100.0			
T	54.6	89.3				108.8	115.2	114.2	-	100.0			
M	61.0	94.4				109.7	108.3	101.2	-	100.0			
F	82.6	110.9				132.0	125.4#	-	-	100.0			
T	62.8	95.5				117.3	115.8	109.4	-	100.0			
M	60.1	96.4				104.4	106.2	105.6	-	100.0			
F	-	-				-	-	-	-	100.0			
T	59.3	96.4				104.8	106.1	106.1	-	100.0			
M	43.1	77.6				108.3	115.6	105.4	-	100.0			
F	70.4	103.2				126.9	144.4	160.4#	-	100.0			
T	45.1	78.2	113.9	121.8	112.4	-	100.0						
TIMBER, BUILDING MATERIALS	613	1A	M	-	-	94.5	108.0	106.1#	-	100.0			
			F	-	-	94.9	108.1	105.5#	-	100.0			
			T	-	76.1	98.6	114.2	108.4#	-	100.0			
			M	-	73.9	100.1	114.8	106.9#	-	100.0			
			F	-	82.9	104.0	109.0	99.3	-	100.0			
			T	-	85.6	129.6#	-	-	-	100.0#			
			M	42.3#	81.8	105.0	110.1	99.9	-	100.0			
			F	67.6	91.9	106.3	104.5	101.8	-	100.0			
			T	70.3	104.1	125.5#	-	-	-	100.0			
			M	58.8	91.9	109.1	108.4	104.3	-	100.0			
			F	62.7	98.9	109.2	106.5	102.5	-	100.0			
			T	80.5	119.6	139.3	-	-	-	100.0			
			M	60.6	100.0	113.5	111.0	107.0	-	100.0			
			F	65.7	103.6	116.7#	104.6	105.6	-	100.0			
			T	-	-	-	-	-	-	100.0			
			M	64.7	104.8	117.5#	105.8	106.8	-	100.0			
			F	52.8	86.1	107.9	116.8	108.8	-	100.0			
			T	69.1	105.6	157.1#	169.5#	-	-	100.0			
			M	50.4	86.6	111.5	120.7	112.5	-	100.0			
			F	-	-	102.3	95.2	111.9#	-	100.0			
MACHINERY, EQUIPMENTS, VEHICLES	614	1A	M	-	-	101.4	95.8	107.9#	-	100.0			
			F	-	-	101.3	112.5	116.0	-	100.0			
			T	-	66.8	103.9#	-	-	-	100.0#			
			M	-	85.7#	101.8	113.6	118.6	-	100.0			
			F	-	66.8	101.8	113.6	118.6	-	100.0			
			T	-	86.1	102.3	110.2	104.2#	-	100.0			
			M	-	96.0#	105.6	101.3#	-	-	100.0			
			F	-	84.8	103.8	110.2	105.6#	-	100.0			
			T	47.7	90.1	108.4	109.3	106.8	-	100.0			
			M	70.7	99.2	128.0	127.2#	-	-	100.0			
			F	51.6	90.0	110.9	111.2	109.2	-	100.0			
			T	59.9	97.7	115.1	110.0	110.5	-	100.0			
			M	79.2	113.5	128.2	146.1	-	-	100.0			
			F	62.5	100.1	119.7	115.8	115.2	-	100.0			
			T	60.7#	97.6	111.7	105.3	108.5	-	100.0			
			M	-	-	-	-	-	-	100.0			
			F	60.9#	97.9	110.7	105.7	108.9	-	100.0			
			T	43.2	82.2	111.7	118.0	111.6	-	100.0			
			M	66.0	105.5	127.1	135.8	148.5#	-	100.0			
			F	45.2	83.5	115.2	121.3	115.6	-	100.0			



TAB.D8

INDEX OF MEAN GROSS  
MONTHLY PAY (CORRECTED)  
OF FULL-TIME FEMALE EMPLOYEES  
ACCORDING TO ACTIVITY,  
QUALIFICATION AND AGE  
(PAY OF FULL-TIME MALE EES.=100)

INDICE DE LA REMUNERATION  
MENSUELLE BRUTE CORRIGEE  
MOYENNE DES SALAIRES FEMININS  
A TEMPS PLEIN SELON L'ACTIVITE,  
LA QUALIFICATION ET L'AGE  
(REM. DES SAL. MASC. A TEMPS PLEIN = 100)

AGE (ANNEES REVOLUES)							SEXE	O U A L I F I C A T I O N	NACE	ACTIVITE	
< 21	21 - 29	30 - 44	45 - 54	>= 55	(°)	TOT. ENS.					
-	-	100.0#	100.0	-	-	100.0	M	1A	611	MAT. PREM. AGR., ANIMAUX, TEXTILES	
-	100.0	100.0	100.0	100.0	-	100.0	F	1B			
-	100.0	100.0	100.0	100.0	-	100.0	M	2			
-	72.2#	100.0	100.0	100.0	-	68.0#	F	3			
67.5	79.2	100.0	100.0	100.0	-	64.2	M	4			
100.0	100.0	100.0	100.0	100.0	-	100.0	F	5			
58.7	71.7	69.5#	74.6#	100.0	-	61.1	M	T			
100.0	100.0	100.0	100.0	100.0	-	100.0	M	1A	612		COMBUSTIBLES, MINERAIS, PR. CHIMIQUES
104.1	81.4	100.0	100.0	100.0	-	77.3	F	1B			
100.0	100.0	100.0	100.0	100.0	-	100.0	M	2			
64.4	71.9	64.8#	64.0#	100.0	-	55.6	F	3			
-	-	100.0#	100.0#	100.0#	-	100.0#	M	4			
-	100.0	100.0	100.0	100.0	-	100.0	F	5			
-	71.4#	100.0	100.0	100.0	-	49.3#	M	T			
-	77.7	74.2	79.3	100.0	-	69.9	M	1A	613	BOIS, MATERIAUX DE CONSTR.	
-	100.0	100.0	100.0	100.0	-	100.0	F	1B			
-	100.0	100.0	100.0	100.0	-	100.0	M	2			
100.0	100.0	100.0	100.0	100.0	-	100.0	F	3			
106.4	82.6	81.3	88.7	100.0	-	72.3	M	4			
100.0	100.0	100.0	100.0	100.0	-	100.0	F	5			
92.1	79.9	81.8	78.8#	100.0	-	68.0	M	T			
100.0	100.0	100.0	100.0	100.0	-	100.0	M	1A	614		MACHINES, VEHICULES
100.0	100.0	100.0	100.0	100.0	-	100.0	F	1B			
-	100.0	100.0	100.0	100.0	-	100.0	M	2			
100.0	100.0	100.0	100.0	100.0	-	100.0	F	3			
70.0	76.3	79.6#	100.0	100.0	-	67.4	M	4			
100.0	100.0	100.0	100.0	100.0	-	100.0	F	5			
81.3	76.7	80.9	100.0	100.0	-	63.4	M	T			
100.0	100.0	100.0	100.0	100.0	-	100.0	M	1A	614	MACHINES, VEHICULES	
100.0	100.0	100.0	100.0	100.0	-	100.0	F	1B			
-	100.0	100.0	100.0	100.0	-	100.0	M	2			
100.0	100.0	100.0	100.0	100.0	-	100.0	F	3			
80.1	75.0	89.1#	88.8#	100.0	-	61.2	M	4			
-	-	100.0	100.0	100.0#	-	100.0	M	5			
-	100.0	100.0	100.0	100.0	-	100.0	M	T			
-	85.5#	68.3#	100.0	100.0	-	66.6#	M	1A	614		MACHINES, VEHICULES
-	100.0	100.0	100.0	100.0	-	100.0	F	1B			
-	78.6#	72.7	64.7#	100.0#	-	70.4	M	2			
100.0	100.0	100.0	100.0	100.0	-	100.0	F	3			
112.1	83.2	89.2	88.0#	100.0	-	75.6	M	4			
100.0	100.0	100.0	100.0	100.0	-	100.0	F	5			
97.4	85.6	82.1	97.9	100.0	-	73.7	M	T			
100.0#	100.0	100.0	100.0	100.0	-	100.0	M	1A	614	MACHINES, VEHICULES	
100.0	100.0	100.0	100.0	100.0	-	100.0	F	1B			
100.0	100.0	100.0	100.0	100.0	-	100.0	M	2			
100.0	100.0	100.0	100.0	100.0	-	100.0	F	3			
100.0	100.0	100.0	100.0	100.0	-	100.0	M	4			
100.0	100.0	100.0	100.0	100.0	-	100.0	F	5			
100.0	100.0	100.0	100.0	100.0	-	100.0	M	T			
100.9	84.7	75.1	76.0	87.9#	-	66.0	M	1A	614		MACHINES, VEHICULES
-	-	-	-	-	-	-	F	1B			
-	-	-	-	-	-	-	M	2			
-	-	-	-	-	-	-	F	3			
-	-	-	-	-	-	-	M	4			
-	-	-	-	-	-	-	F	5			
-	-	-	-	-	-	-	M	T			

TAB.D8

INDEX OF MEAN GROSS MONTHLY PAY (CORRECTED) OF FULL-TIME EMPLOYEES ACCORDING TO ACTIVITY, SEX, QUALIFICATION AND AGE

(PAY OF ALL FULL-TIME EES. = 100)

INDICE DE LA REMUNERATION MENSUELLE BRUTE CORRIGEE MOYENNE DES SALARIES A TEMPS PLEIN SELON L'ACTIVITE, LE SEXE, LA QUALIFICATION ET L'AGE

(REM. DE L'ENS. DES SAL. A TEMPS PLEIN = 100)

ACTIVITY	NACE	O Q U A L I F I C A T I O N	S E X	AGE (COMPLETED YEARS)					106. ENS.		
				< 21	21 29	30 44	45 54	>= 55		(°)	
FURNITURE, HSEND. GOODS, HARDWARE	615	1A	M	-	-	93.5#	107.4#	103.6#	-	100.0	
			F	-	-	-	-	-	-	-	-
			T	-	-	93.4#	107.8#	103.9#	-	100.0	
			M	-	67.1	103.2	111.6	108.4	-	100.0	
			F	-	-	-	-	-	-	-	100.0#
			T	-	65.7	104.8	112.4	109.8	-	100.0	
			M	-	82.2	107.1	108.2	90.1	-	100.0	
			F	68.2	105.8	122.6	114.6#	-	-	100.0	
			T	39.4	81.5	111.3	111.3	92.8	-	100.0	
			M	55.8	88.5	107.2	107.8	103.4	-	100.0	
			F	72.6	109.1	109.1#	112.1#	121.5	-	100.0	
			T	55.1	89.6	109.7	110.3	105.8	-	100.0	
			M	60.8	95.8	113.9	110.5	100.8	-	100.0	
			F	81.0	113.8	131.2	122.1#	133.8	-	100.0	
			T	62.7	99.1	121.6	117.4	108.2	-	100.0	
			M	61.2	106.1	112.4	111.8	112.2	-	100.0	
			F	-	-	-	-	-	-	-	100.0#
			T	62.2	106.3	112.7	113.7	111.8	-	100.0	
			M	45.3	80.2	112.8	118.7	103.1	-	100.0	
			F	73.7	110.4	133.5	123.5	127.6	-	100.0	
T	46.9	82.2	118.6	124.0	107.5	-	100.0				
TEXTILES, CLOTHING, FOOTWEAR, LEATHERWARE	616	1A	M	-	-	100.3	114.0#	-	-	100.0	
			F	-	-	-	-	-	-	-	
			T	-	-	100.0	113.6#	-	-	100.0	
			M	-	64.4	102.2	108.6	114.2	-	100.0	
			F	-	-	-	-	-	-	-	100.0#
			T	-	62.8#	107.2	113.1	120.2	-	100.0	
			M	-	81.7	103.4	107.2	103.1	-	100.0	
			F	-	93.2	107.7	120.7#	-	-	100.0	
			T	-	80.4	105.3	108.7	105.3	-	100.0	
			M	-	87.5	106.6	106.5	104.2	-	100.0	
			F	72.7	100.4	116.2	124.5#	136.4#	-	100.0	
			T	55.0	87.6	111.9	111.4	110.8	-	100.0	
			M	59.8	94.4	110.0	108.5	103.8	-	100.0	
			F	77.6	115.1	110.5	115.4#	132.0	-	100.0	
			T	63.2	100.2	118.0	118.2	115.4	-	100.0	
			M	62.8	101.9	116.6	115.6	116.3	-	100.0	
			F	78.1	121.9	-	-	-	-	100.0	
			T	65.2	105.6	122.7	122.2	122.8	-	100.0	
			M	41.5	77.4	109.3	118.7	110.0	-	100.0	
			F	69.5	107.0	127.8	132.9	143.0#	-	100.0	
T	45.1	80.2	118.2	128.0	119.7	-	100.0				
FOOD, DRINK, TOBACCO	617	1A	M	-	70.5#	105.7	101.9	93.4#	-	100.0	
			F	-	-	-	-	-	-	-	
			T	-	70.8#	105.1	102.3	93.8#	-	100.0	
			M	-	76.3	104.1	106.3	105.5#	-	100.0	
			F	-	-	-	-	-	-	-	
			T	-	76.0	104.9	106.6#	107.2#	-	100.0	
			M	-	90.4	101.0	109.9	101.5	-	100.0	
			F	-	90.2#	-	-	-	-	-	100.0#
			T	42.9#	87.8	102.8	111.9	103.3	-	100.0	
			M	59.5	91.3	105.4	112.9#	104.7	-	100.0	
			F	74.8	106.3	129.9	149.5#	-	-	100.0	
			T	57.0	92.4	110.0	118.4#	-	-	100.0	
			M	63.8	101.1	111.1	110.5	109.4	-	100.0	
			F	80.7	117.1	134.2#	140.3	131.7	-	100.0	
			T	63.8	102.6	117.7	116.8	109.2	-	100.0	
			M	71.4	107.9	119.4	111.8	112.6	-	100.0	
			F	81.7	108.4#	117.3#	-	-	-	100.0	
			T	72.3	107.2	119.9	113.9	112.1	-	100.0	
			M	51.6	88.6	114.1	117.4	108.4	-	100.0	
			F	76.2	110.7	137.9	143.8	135.0#	-	100.0	
T	52.4	89.6	119.7	123.0	113.6	-	100.0				
TOBACCO PRODUCTS	617.6	1A	M	-	-	-	-	-	-	-	
			F	-	-	-	-	-	-	-	
			T	-	-	-	-	-	-	-	
			M	-	-	-	-	-	-	-	
			F	-	-	-	-	-	-	-	
			T	-	-	-	-	-	-	-	
			M	-	-	-	-	-	-	-	
			F	-	-	-	-	-	-	-	
			T	-	-	-	-	-	-	-	
			M	-	-	-	-	-	-	-	
			F	-	-	-	-	-	-	-	
			T	-	-	-	-	-	-	-	
			M	-	-	-	-	-	-	-	
			F	-	-	-	-	-	-	-	
			T	-	-	-	-	-	-	-	
			M	-	-	-	-	-	-	-	
			F	-	-	-	-	-	-	-	
			T	-	-	-	-	-	-	-	

TAB.D8

INDEX OF MEAN GROSS MONTHLY PAY (CORRECTED) OF FULL-TIME FEMALE EMPLOYEES ACCORDING TO ACTIVITY, QUALIFICATION AND AGE

(PAY OF FULL-TIME MALE EES.=100)

INDICE DE LA REMUNERATION MENSUELLE BRUTE CORRIGEE MOYENNE DES SALAIRES FEMININS A TEMPS PLEIN SELON L ACTIVITE, LA QUALIFICATION ET L AGE

(REM. DES SAL. MASC. A TEMPS PLEIN = 100)

AGE (ANNEES REVOLUES)						TOG. ENS.	SEXE	QUALIFICATION	NACE	ACTIVITE
< 21	21 - 29	30 - 44	45 - 54	>= 55	(*)					
-	-	100.0#	100.0#	100.0#	-	100.0	M	1A	615	MEUBLES, ART. MENAGERS QUINCAILLERIE
-	-	-	-	-	-	-	F	-	-	
-	100.0	100.0	100.0	100.0	-	100.0	M	1B	-	
-	-	-	-	-	-	60.5#	F	-	-	
103.5	100.0	100.0	100.0	100.0	-	100.0	M	2	-	
-	71.2	63.3	56.6#	-	-	55.3	F	-	-	
100.0	100.0	100.0	100.0	100.0	-	100.0	M	3	-	
93.2	88.3	72.9#	74.5#	84.2	-	71.6	F	-	-	
100.0	100.0	100.0	100.0	100.0	-	100.0	M	4	-	
92.0	82.0	79.5	76.3#	91.7	-	69.0	F	-	-	
100.0	100.0	100.0	100.0	100.0	-	100.0	M	5	-	
-	-	-	-	-	-	70.4#	F	-	-	
100.0	100.0	100.0	100.0	100.0	-	100.0	M	T	-	
95.1	80.4	69.1	60.8	72.3	-	58.4	F	-	-	
-	-	100.0	100.0#	-	-	100.0	M	1A	616	TEXTILE, HABILLEMENT, CHAUSSURES
-	-	-	-	-	-	-	F	-	-	
-	100.0	100.0	100.0	100.0	-	100.0	M	1B	-	
-	-	-	-	-	-	52.9#	F	-	-	
-	100.0	100.0	100.0	100.0	-	100.0	M	2	-	
-	82.9	75.7	81.9#	-	-	72.7	F	-	-	
84.9	100.0	100.0	100.0	100.0	-	100.0	M	3	-	
-	78.8	74.8	80.3#	89.8#	-	68.6	F	-	-	
100.0	100.0	100.0	100.0	100.0	-	100.0	M	4	-	
91.5	86.0	70.9	75.0#	89.7	-	70.6	F	-	-	
100.0	100.0	100.0	100.0	100.0	-	100.0	M	5	-	
93.5	90.1	-	-	-	-	75.3	F	-	-	
100.0	100.0	100.0	100.0	100.0	-	100.0	M	T	-	
95.9	79.2	67.0	64.2	74.5#	-	57.3	F	-	-	
-	100.0#	100.0	100.0	100.0#	-	100.0	M	1A	617	PRODUITS ALIM., BOISSONS, TABAC
-	-	-	-	-	-	-	F	-	-	
-	100.0	100.0	100.0	100.0#	-	100.0	M	1B	-	
-	-	-	-	-	-	-	F	-	-	
-	100.0	100.0	100.0	100.0	-	100.0	M	2	-	
-	63.5#	-	-	-	-	63.6#	F	-	-	
100.0	100.0	100.0	100.0#	100.0	-	100.0	M	3	-	
85.7	79.4	84.1	90.3#	-	-	68.2	F	-	-	
100.0	100.0	100.0	100.0	100.0	-	100.0	M	4	-	
86.6	79.4	82.7#	87.0	87.4	-	68.5	F	-	-	
100.0	100.0	100.0	100.0	100.0	-	100.0	M	5	-	
92.3	81.0#	79.2#	-	-	-	80.7	F	-	-	
100.0	100.0	100.0	100.0	100.0	-	100.0	M	T	-	
89.8	76.0	73.5	74.5	75.8#	-	60.8	F	-	-	
-	-	-	-	-	-	-	M	1A	617.6	PRODUITS DU TABAC
-	-	-	-	-	-	-	F	-	-	
-	-	-	-	-	-	-	M	1B	-	
-	-	-	-	-	-	-	F	-	-	
-	-	-	-	-	-	-	M	2	-	
-	-	-	-	-	-	-	F	-	-	
-	-	-	-	-	-	-	M	3	-	
-	-	-	-	-	-	-	F	-	-	
-	-	-	-	-	-	-	M	4	-	
-	-	-	-	-	-	-	F	-	-	
-	-	-	-	-	-	-	M	5	-	
-	-	-	-	-	-	-	F	-	-	
-	-	-	-	-	-	-	M	T	-	
-	-	-	-	-	-	-	F	-	-	

TAB.D8

INDEX OF MEAN GROSS MONTHLY PAY (CORRECTED) OF FULL-TIME EMPLOYEES ACCORDING TO ACTIVITY, SEX, QUALIFICATION AND AGE (PAY OF ALL FULL-TIME EES. =100)

INDICE DE LA REMUNERATION MENSUELLE BRUTE CORRIGEE MOYENNE DES SALAIRES A TEMPS PLEIN SELON L ACTIVITE, LE SEXE, LA QUALIFICATION ET L AGE (REM. DE L ENS. DES SAL. A TEMPS PLEIN = 100)

ACTIVITY	NACE	Q U A L I F I C A T I O N	S E X	AGE (COMPLETED YEARS)					TOG. ENS.					
				< 21	21 29	30 44	45 54	>= 55		(*)				
				-	-	-	-	-		-				
PHARMACEUTICAL, MEDICAL GDS., CLEANING MAT.	618	1A	M	-	-	85.8	113.8	124.4#	-	100.0				
			F	-	-	86.9	115.5	126.3#	-	100.0				
			1B	M	-	75.6	99.1	110.2	107.8	-	100.0			
				F	-	84.9#	106.7	100.0	-	-	100.0			
			2	M	-	72.9	100.4	109.6	109.9	-	100.0			
				F	-	81.4	108.2	118.8	112.8	-	100.0			
			3	M	-	102.3	118.4	128.5#	-	-	100.0			
				F	-	83.1	110.8	120.7	116.3	-	100.0			
			4	M	52.4	91.0	107.8	106.6	103.2	-	100.0			
				F	71.8	102.9	115.9	123.8	-	-	100.0			
			5	M	55.7	91.5	112.7	113.1	109.6	-	100.0			
				F	60.3	99.1	109.3	111.2	105.3	-	100.0			
			T	M	78.6	114.2	117.7	118.5	-	-	100.0			
				F	66.0	103.7	117.9	121.3	118.5	-	100.0			
			PHARMACEUTICALS	618.1	1A	M	59.9	101.7	113.4	107.9	98.1	-	100.0	
						F	80.7	114.7	-	-	-	-	100.0	
			OTHER WHOLESALE DISTRIBUTION	619	1A	M	66.0	104.8	121.3	116.5	108.1	-	100.0	
						F	41.7	79.4	109.4	119.3	114.8	-	100.0	
						1B	M	69.3	105.5	125.2	130.4	142.3#	-	100.0
							F	45.6	81.7	116.8	127.7	125.2	-	100.0
2	M	-				-	-	-	-	-	-			
	F	-				-	-	-	-	-	-			
3	M	-				-	-	-	-	-	-			
	F	-				-	-	-	-	-	-			
4	M	-				-	-	-	-	-	-			
	F	-				-	-	-	-	-	-			
5	M	-				-	-	-	-	-	-			
	F	-				-	-	-	-	-	-			
T	M	-				-	-	-	-	-	-			
	F	-				-	-	-	-	-	-			
PAPER, BOOKS, STATIONERY, NEWSPAPERS	619.1/2	1A				M	-	44.4#	108.1#	94.5#	99.6#	-	100.0	
						F	-	46.7#	109.0#	92.4#	100.3#	-	100.0	
						1B	M	-	69.1	100.5	113.9	110.9	-	100.0
							F	-	75.8#	-	-	-	-	100.0#
						2	M	32.6	66.7	103.1	117.0	113.8	-	100.0
							F	-	85.0	100.4	111.7	112.8	-	100.0
			3	M	-	102.2	116.1	-	-	-	100.0			
				F	44.8#	85.7	103.4	116.3	116.1	-	100.0			
			4	M	54.0	88.9	107.2	109.4	101.8	-	100.0			
				F	71.7	102.6	126.5	125.4	114.0	-	100.0			
			5	M	54.6	89.6	111.8	113.6	104.2	-	100.0			
				F	-	95.7	108.7	106.1	107.6	-	100.0			
			T	M	76.1	112.0	130.7	119.7	119.8	-	100.0			
				F	66.9	104.7	121.8	115.4	105.9	-	100.0			
			PHARMACEUTICALS	619.1/2	1A	M	79.1#	115.2	-	-	-	-	100.0	
						F	67.8	105.5	123.3	115.9	109.1	-	100.0	
			1B	M	-	78.7	114.0	117.2	107.7	-	100.0			
				F	71.1	105.3	135.0	135.9	129.2	-	100.0			
			2	M	51.9#	80.9	121.7	124.3	113.8	-	100.0			
				F	-	-	-	-	-	-	-			
3	M	-	-	-	-	-	-	-						
	F	-	-	-	-	-	-	-						
4	M	-	-	-	-	-	-	-						
	F	-	-	-	-	-	-	-						
5	M	-	-	-	-	-	-	-						
	F	-	-	-	-	-	-	-						
T	M	-	-	-	-	-	-	-						
	F	-	-	-	-	-	-	-						

TAB.D8

INDEX OF MEAN GROSS  
MONTHLY PAY (CORRECTED)  
OF FULL-TIME FEMALE EMPLOYEES  
ACCORDING TO ACTIVITY,  
QUALIFICATION AND AGE

INDICE DE LA REMUNERATION  
MENSUELLE BRUTE CORRIGEE  
MOYENNE DES SALAIRES FEMININS  
A TEMPS PLEIN SELON L'ACTIVITE,  
LA QUALIFICATION ET L'AGE

(PAY OF FULL-TIME MALE EES.=100)

(REM. DES SAL. MASC. A TEMPS PLEIN = 100)

AGE (ANNEES REVOLUES)						TOG. ENS.	SEXE	QUALIFICATION	MACE	ACTIVITE	
< 21	21-29	30-44	45-54	>= 55	(°)						
-	-	100.0	100.0	100.0	-	100.0	M	1A	618	PR. PHARM., MEDICAMENTS, D'ENTRETIEN	
-	100.0	100.0	100.0	100.0	-	100.0	F	1B			
-	67.8	65.0	54.7	-	-	60.4	M	2			
-	87.2	75.8	75.0	-	-	69.3	F	3			
100.0	100.0	100.0	100.0	100.0	-	100.0	M	4			
98.6	81.5	77.5	83.7	-	-	72.0	F	5			
100.0	100.0	100.0	100.0	100.0	-	100.0	M	T			
95.6	84.7	79.0	78.3	-	-	73.4	F	1A	618.1		PRODUITS PHARM.
100.0	100.0	100.0	100.0	100.0	-	100.0	M	1B			
100.0	100.0	100.0	100.0	100.0	-	100.0	F	2			
100.0	100.0	100.0	100.0	100.0	-	100.0	M	3			
100.0	100.0	100.0	100.0	100.0	-	100.0	F	4			
100.0	100.0	100.0	100.0	100.0	-	100.0	M	5			
100.0	100.0	100.0	100.0	100.0	-	100.0	F	T			
98.7	78.9	68.0	64.9	73.5	-	59.4	M	1A	619	AUTRES COMMERCE DE GROS	
-	100.0	100.0	100.0	100.0	-	100.0	F	1B			
-	67.9	100.0	100.0	100.0	-	62.0	M	2			
-	75.0	100.0	100.0	100.0	-	62.3	F	3			
100.0	100.0	100.0	100.0	100.0	-	100.0	M	4			
94.5	82.1	84.0	81.6	79.7	-	71.2	F	5			
65.3	84.0	86.2	81.0	79.9	-	71.8	M	T			
100.0	100.0	100.0	100.0	100.0	-	100.0	M	1A	619.1/2		PAPIER, LIVRES, JOURNEAUX
100.0	100.0	100.0	100.0	100.0	-	100.0	F	1B			
100.0	100.0	100.0	100.0	100.0	-	100.0	M	2			
100.0	100.0	100.0	100.0	100.0	-	100.0	F	3			
100.0	100.0	100.0	100.0	100.0	-	100.0	M	4			
100.0	100.0	100.0	100.0	100.0	-	100.0	F	5			
100.0	100.0	100.0	100.0	100.0	-	100.0	M	T			
75.5	79.0	69.9	68.4	70.8	-	59.0	M				
-	-	-	-	-	-	-	F				
-	-	-	-	-	-	-	M				

TAB.D8

INDEX OF MEAN GROSS MONTHLY PAY (CORRECTED) OF FULL-TIME EMPLOYEES ACCORDING TO ACTIVITY, SEX, QUALIFICATION AND AGE

(PAY OF ALL FULL-TIME EES. = 100)

INDICE DE LA REMUNERATION MENSUELLE BRUTE CORRIGEE MOYENNE DES SALARIES A TEMPS PLEIN SELON L ACTIVITE, LE SEXE, LA QUALIFICATION ET L AGE

(REM. DE L ENS. DES SAL. A TEMPS PLEIN = 100)

ACTIVITY	NACE	QUALIFICATION	SEX	AGE (COMPLETED YEARS)										
				< 21	21 - 29	30 - 44	45 - 54	>= 55	(*)	TOT. EMS.				
WHOLESALE TRADE	61	1A	M	-	63.7#	102.0	102.3	101.8	-	100.0				
			F	-	-	91.8#	-	-	-	100.0#				
			T	-	68.3#	101.7	102.5	101.5	-	100.0				
			1B	M	39.3	67.6	101.0	112.9	111.1	-	100.0			
				F	47.0	80.6	123.4	126.2	150.6#	-	100.0			
			2	M	33.4	66.3	102.4	114.1	113.0	-	100.0			
				F	43.9	84.5	103.7	109.3	101.1	-	100.0			
			3	M	58.7	97.5	116.0	121.0	133.0	-	100.0			
				F	41.5	83.7	105.8	111.1	103.3	-	100.0			
			4	M	55.6	90.2	107.1	108.3	103.6	-	100.0			
				F	71.2	103.9	122.8	133.5	121.2	-	100.0			
			5	M	55.0	90.6	110.5	112.0	106.8	-	100.0			
				F	66.3	97.9	110.8	108.4	104.2	-	100.0			
			T	M	79.6	114.8	128.8	130.0	124.7	-	100.0			
				F	64.9	100.0	117.2	114.7	110.5	-	100.0			
			T	M	64.9	103.5	115.4	111.3	110.3	-	100.0			
				F	80.9	112.6	116.4	122.0	100.7#	-	100.0			
			T	M	65.9	104.0	116.9	113.0	112.2	-	100.0			
				F	48.8	82.6	111.6	117.4	107.4	95.0#	100.0			
			T	M	70.4	107.7	133.6	138.5	137.2	-	100.0			
				F	48.7	83.9	116.8	122.5	112.5	98.1#	100.0			
			FOOD, DRINK, TOBACCO	641/642	1A	M	-	-	60.3#	-	-	-	-	
						F	-	-	-	-	-	-	-	
						T	-	-	58.7#	-	-	-	-	
1B	M	-				72.4#	101.8#	120.1#	-	-	100.0			
	F	-				-	-	-	-	-	-			
2	M	-				74.8#	102.1#	122.2#	-	-	100.0			
	F	-				87.1	104.0	110.7	98.0	-	100.0			
3	M	-				87.2	104.2	111.3	98.5	-	100.0			
	F	57.6				96.4	114.5	109.0	99.6	-	100.0			
4	M	73.0				110.4	126.7	127.5	-	-	100.0			
	F	56.2				99.9	120.4	113.6	108.0	-	100.0			
5	M	68.5				117.1	144.0	145.1	132.9	-	100.0			
	F	85.8				134.5	134.3	137.1	147.6#	-	100.0			
T	M	76.1				127.0	152.2	155.1	154.5	-	100.0			
	F	-				-	-	-	-	-	-			
T	M	51.2				97.7	128.5	-	109.1	-	100.0			
	F	80.8				129.2	142.3	140.1	176.3#	-	100.0			
T	M	58.2				109.4	147.5	174.3#	132.9	-	100.0			
	F	-				-	104.4#	-	-	-	100.0#			
DISPENSING CHEMISTS	643	1A				M	-	-	109.1#	-	-	-	100.0#	
						F	-	-	-	-	-	-	100.0#	
						T	-	72.5#	-	-	-	-	100.0	
						1B	M	-	111.4#	-	-	-	-	100.0#
							F	-	104.8#	120.3#	-	-	-	100.0#
			2	M	-	70.6#	-	-	-	-	100.0#			
				F	75.0	91.3	129.6	140.8	132.9#	-	100.0			
			3	M	70.8	87.3	129.1	147.1	134.7	-	100.0			
				F	-	89.5	-	-	-	-	100.0			
			4	M	78.3	97.8	126.8	134.2	125.8	-	100.0			
				F	76.8	96.6	130.4	130.2	121.6	-	100.0			
			5	M	-	110.3#	110.7#	92.1	98.2	-	100.0			
				F	81.1	122.3	-	-	-	-	100.0			
			T	M	66.4	110.0	123.3#	111.8	117.5	-	100.0			
				F	-	-	-	-	-	-	-			
			T	M	-	85.3	122.0#	92.8#	97.4#	-	100.0			
				F	70.9	96.9	129.7	147.6	132.3	-	100.0			
			MEDICAL GOODS, COSMETICS, CLEANING MAT.	644	1A	M	-	-	98.4#	-	-	-	100.0#	
						F	-	-	-	-	-	-	100.0#	
						T	-	-	97.3#	-	-	-	100.0#	
						1B	M	-	97.9	107.6	-	-	-	100.0
							F	-	-	-	-	-	-	100.0
						2	M	-	96.4	106.1	-	-	-	100.0
							F	-	89.3	107.9	-	-	-	100.0
3	M	-				89.5	110.8	-	-	-	100.0			
	F	-				90.7	110.2	119.3#	92.2	-	100.0			
4	M	62.6#				117.0	153.7	-	-	-	100.0			
	F	51.5#				101.7	129.2	131.8#	114.1	-	100.0			
5	M	68.5				115.5	126.1	-	-	-	100.0			
	F	81.3				127.7	113.3	116.3	-	-	100.0			
T	M	77.9				125.0	121.4	123.6	-	-	100.0			
	F	-				-	-	-	-	-	-			
T	M	47.2				91.7	117.7	125.7#	114.5#	-	100.0			
	F	72.5				121.9	138.8	120.6	-	-	100.0			
T	M	57.3				106.4	139.0	136.4#	147.4#	-	100.0			
	F	-				-	-	-	-	-	-			

TAB.D8

INDEX OF MEAN GROSS  
MONTHLY PAY (CORRECTED)  
OF FULL-TIME FEMALE EMPLOYEES  
ACCORDING TO ACTIVITY,  
QUALIFICATION AND AGE  
(PAY OF FULL-TIME MALE EES.=100)

INDICE DE LA REMUNERATION  
MENSUELLE BRUTE CORRIGEE  
MOYENNE DES SALAIRES FEMININS  
A TEMPS PLEIN SELON L ACTIVITE,  
LA QUALIFICATION ET L AGE  
(REM. DES SAL. MASC. A TEMPS PLEIN = 100)

AGE (ANNEES REVOLUES)						SEX E	QUALIFICATION	NACE	ACTIVITE
< 21	21-29	30-44	45-54	>= 55	(*)				
	100.0#	100.0	100.0	100.0	-	100.0	M	1A 61	COMMERCE DE GROS
		66.6#				74.0#	F		
100.0	100.0	100.0	100.0	100.0	-	100.0	M	1B	
72.2	72.1	73.9	67.6	81.9#	-	60.4	F		
100.0	100.0	100.0	100.0	100.0	-	100.0	M	2	
89.0	76.7	74.4	73.6	87.5	-	66.5	F		
100.0	100.0	100.0	100.0	100.0	-	100.0	M	3	
92.0	82.6	82.2	88.4	83.9	-	71.7	F		
100.0	100.0	100.0	100.0	100.0	-	100.0	M	4	
83.2	81.3	80.5	83.2	82.9	-	69.3	F		
100.0	100.0	100.0	100.0	100.0	-	100.0	M	5	
93.2	81.5	75.5	82.1	68.3#	-	74.9	F		
100.0	100.0	100.0	100.0	100.0	100.0#	100.0	M	T	
88.1	79.7	73.2	72.1	78.1	-	61.1	F		
		100.0#			-		M	1A 641/642	PR. ALIMENTAIRES, BOISSONS, TABAC
					-		F		
	100.0#	100.0#	100.0#		-	100.0	M	1B	
					-		F		
	100.0	100.0	100.0	100.0	-	100.0	M	2	
					-	75.8#	F		
100.0	100.0	100.0	100.0	100.0	-	100.0	M	3	
82.8	74.8	72.3	76.4		-	65.3	F		
100.0	100.0	100.0	100.0	100.0	-	100.0	M	4	
89.5	82.1	66.7	67.6	79.4#	-	71.5	F		
					-		M	5	
					-		F		
100.0	100.0	100.0		100.0	-	100.0	M	1	
88.3	74.0	61.9	49.6	90.4#	-	55.9	F		
		100.0#			-	100.0#	M	1A 643	PHARMACIES
					-	69.1#	F		
					-		M	1B	
	84.5#				-	70.1#	F		
	100.0#				-	100.0#	M	2	
0.0	77.9	70.8	72.4	81.1#	-	60.3	F		
106.0	100.0	79.6	108.7	108.4	-	100.0	M	3	
	85.8				-	78.5	F		
118.1	100.0#	100.0#	100.0	100.0	-	100.0	M	4	
	73.6				-	66.4	F		
					-		M	5	
					-		F		
126.5	100.0	100.0#	100.0#	100.0#	-	100.0	M	T	
	68.7	64.2	96.2	82.2	-	60.4	F		
		100.0#			-	100.0#	M	1A 644	ART. MEDICAUX, PRODUITS D'ENTRETIEN
					-		F		
	100.0	100.0			-	100.0	M	1B	
					-		F		
	100.0	100.0			-	100.0	M	2	
					-	75.9#	F		
79.0#	100.0	100.0	100.0#	100.0	-	100.0	M	3	
	87.9	95.0			-	68.1	F		
100.0	100.0	100.0			-	100.0	M	4	
96.9	90.3	73.4	73.6		-	81.7	F		
					-		M	5	
					-		F		
100.0	100.0	100.0	100.0#	100.0#	-	100.0	M	T	
91.6	79.2	70.2	57.2		-	59.6	F		

TAB.D8

INDEX OF MEAN GROSS  
MONTHLY PAY (CORRECTED)  
OF FULL-TIME EMPLOYEES  
ACCORDING TO ACTIVITY, SEX,  
QUALIFICATION AND AGE  
(PAY OF ALL FULL-TIME EES. = 100)

INDICE DE LA REMUNERATION  
MENSUELLE BRUTE CORRIGEE  
MOYENNE DES SALAIRES  
A TEMPS PLEIN SELON L'ACTIVITE, LE SEXE,  
LA QUALIFICATION ET L'AGE  
(REM. DE L'ENS. DES SAL. A TEMPS PLEIN = 100)

ACTIVITY	NACE	Q U A L I F I C A T I O N	S E X	AGE (COMPLETED YEARS)					TOG. ENS.					
				< 21	21 29	30 44	45 54	>= 55		(°)				
CLOTHING	645	1A	M	-	87.1#	-	87.4#	84.5#	-	-				
			F	-	98.9#	-	96.8#	88.2#	-	-				
			1B	M	-	74.5#	106.3	-	-	-	100.0			
				F	-	74.6#	104.7#	-	-	-	100.0#			
			2	M	-	74.0	109.6#	133.4#	92.9#	-	100.0			
				F	-	79.3	109.7	111.3#	-	-	100.0			
			3	M	48.3#	75.8	110.8	109.0#	91.0#	-	100.0			
				F	67.0	90.4	105.5	109.8	107.9	-	100.0			
			4	M	57.8	95.8	116.8	118.3	108.6	-	100.0			
				F	59.1	92.2	112.9	113.3	109.6	-	100.0			
			5	M	76.0	96.4	125.9	115.4	103.5	-	100.0			
				F	69.9	112.8	128.8	129.7	141.2#	-	100.0			
			T	M	-	107.3	134.6	129.7	129.4	-	100.0			
				F	-	-	-	-	-	-	-			
			FOOTWEAR, LEATHER GOODS	646	1A	M	41.4	83.0	120.1	114.8	100.4	-	100.0	
						F	69.3	104.6	133.1	133.8	128.4	-	100.0	
						1B	M	53.5	91.9	138.9	129.8	121.2	-	100.0
							F	-	-	110.7	132.9	-	-	100.0#
						2	M	-	-	108.3	129.2	-	-	100.0
							F	-	-	104.8	-	-	-	100.0
3	M	-				79.5#	111.8	-	-	-	100.0			
	F	-				86.1	111.2	110.1	95.1	-	100.0			
4	M	-				85.5	111.6	111.1	96.7	-	100.0			
	F	55.2				89.2	112.3	114.4	130.1#	-	100.0			
5	M	65.5				92.5	168.5#	117.0	-	-	100.0			
	F	55.6				89.7	131.9	120.3	141.9#	-	100.0			
T	M	67.6				112.5#	125.6#	134.0	-	-	100.0			
	F	87.8				124.8	139.9	145.8#	-	-	100.0			
FURN. FABRICS, HOUSEHOLD TEXTILES	647	1A				M	82.9	122.6	149.4	168.0	-	-	100.0	
						F	-	-	-	-	-	-	-	
						1B	M	47.0	87.3	121.0	125.2	109.8	-	100.0
							F	80.2	117.0	182.3#	152.4	-	-	100.0
						2	M	59.1	100.9	166.5	166.7	160.1	-	100.0
							F	-	-	94.4	94.2#	-	-	100.0
			3	M	-	-	95.4	92.4#	133.2#	-	100.0			
				F	-	-	107.3#	98.2#	-	-	100.0			
			4	M	-	-	106.0#	94.3#	-	-	100.0			
				F	-	89.1	105.1	106.9	101.0	-	100.0			
			5	M	-	85.5	108.1	108.5	102.5	-	100.0			
				F	-	94.2	108.8	107.0	98.4	-	100.0			
			T	M	56.6#	91.8	113.7#	110.0	100.0	-	100.0			
				F	63.7	105.8	117.9	115.5	102.2#	-	100.0			
			HOUSEHOLD FITMENTS, APPLIANCES	648/649	1A	M	77.3	110.1	114.1	114.1	-	-	100.0	
						F	66.2	107.3	120.3	121.6	107.1	-	100.0	
						1B	M	-	-	-	-	-	-	-
							F	50.9	90.6	114.1	117.6	127.2#	-	100.0
						2	M	69.4	99.6	124.5#	126.0#	-	-	100.0
							F	53.2	91.8	117.9	121.0	131.5	-	100.0
3	M	-				-	95.7	124.2#	94.3#	-	100.0			
	F	-				-	94.7	123.9#	95.7#	-	100.0			
4	M	-				83.1	100.9	114.1	111.9#	-	100.0			
	F	-				80.4	104.3	115.7	109.4#	-	100.0#			
5	M	-				82.4	104.4	103.6	98.7	-	100.0			
	F	-				133.3#	90.6#	-	-	-	100.0#			
T	M	36.4				96.1	101.8	107.7	104.1	-	100.0			
	F	59.0				94.2	108.5	104.5	104.3	-	100.0			
T	M	63.9				98.5	132.8	109.2#	-	-	100.0			
	F	56.1				95.0	112.4	104.2	105.0	-	100.0			
T	M	61.3				105.1	121.1	117.0	113.7	-	100.0			
	F	81.6				123.7	145.0	134.3	135.1#	-	100.0			
T	M	66.2				112.5	133.9	126.4	126.7	80.6#	100.0			
	F	-				-	-	-	-	-	-			
T	M	49.2	91.4	115.9	123.5	111.4	76.8	100.0						
	F	72.9	115.4	141.6	126.4	145.3#	-	100.0						
T	M	51.9	96.7	125.3	130.7	121.3	73.0#	100.0						
	F	-	-	-	-	-	-	-						



TAB.D8

INDEX OF MEAN GROSS  
MONTHLY PAY (CORRECTED)  
OF FULL-TIME FEMALE EMPLOYEES  
ACCORDING TO ACTIVITY,  
QUALIFICATION AND AGE

(PAY OF FULL-TIME MALE EES.=100)

INDICE DE LA REMUNERATION  
MENSUELLE BRUTE CORRIGEE  
MOYENNE DES SALAIRES FEMININS  
A TEMPS PLEIN SELON L'ACTIVITE,  
LA QUALIFICATION ET L'AGE

(REM. DES SAL. MASC. A TEMPS PLEIN = 100)

AGE (ANNEES REVOLUES)						TOG. ENS.	SEX E	QUALIFICATION	NACE	ACTIVITE
< 21	21 - 29	30 - 44	45 - 54	>= 55	(°)					
-	100.0#	.	100.0#	100.0#	-	-	M	1A	645	ARTICLES D'HABILLEMENT
-	100.0#	100.0	.	.	-	100.0	F	1B		
-	100.0	74.1#	.	.	-	75.2#	F			
-	100.0	100.0#	100.0#	100.0#	.	100.0	M	2		
-	71.1	66.4	65.6#	.	-	66.3	F			
100.0#	100.0	100.0	100.0	100.0	.	100.0	M	3		
107.0	81.6	85.3	83.1	77.6	.	77.1	F			
100.0	100.0	100.0	100.0	100.0	.	100.0	M	4		
93.6	85.2	74.4	81.8	99.3#	.	72.8	F			
-	-	-	-	-	-	-	M	5		
-	-	-	-	-	-	-	F			
100.0	100.0	100.0	100.0	100.0	.	100.0	M	T		
95.2	71.7	63.1	66.4	72.8	.	56.9	F			
-	-	100.0	100.0	.	-	100.0#	M	1A	646	CHAUSSURES, MAROQUINERIE
-	-	100.0	.	.	-	100.0	F	1B		
-	100.0	100.0	100.0	100.0	.	100.0	M	2		
-	100.0	100.0	100.0	100.0	.	100.0	F			
100.0	100.0	100.0	100.0	100.0#	.	100.0	M	3		
81.5	71.3	103.2#	70.3	.	-	68.7	F			
100.0	100.0#	100.0#	100.0	.	-	100.0	M	4		
85.3	72.9	73.2	71.5#	.	-	65.7	F			
-	-	-	-	-	-	-	M	5		
-	-	-	-	-	-	-	F			
100.0	100.0	100.0	100.0	100.0	.	100.0	M	T		
83.9	65.8	74.0#	59.8	.	-	49.1	F			
-	-	100.0	100.0#	.	-	100.0	M	1A	647	TISSUS D'AMEUBLEMENT
-	-	100.0#	100.0#	.	-	100.0	F	1B		
-	100.0	100.0	100.0	100.0	.	100.0	M	2		
-	100.0	100.0	100.0	100.0	.	100.0	F			
-	100.0	100.0	100.0	100.0	.	100.0	M	3		
-	77.6	83.2#	.	.	-	79.6	F			
100.0	100.0	100.0	100.0	100.0#	.	100.0	M	4		
91.3	78.2	72.8	.	.	-	75.2	F			
-	-	-	-	-	-	-	M	5		
-	-	-	-	-	-	-	F			
100.0	100.0	100.0	100.0	100.0#	.	100.0	M	T		
94.6	76.3	75.7#	74.4#	.	-	69.4	F			
-	-	100.0	100.0#	100.0#	.	100.0	M	1A	648/649	EQUIPEMENT DU FOYER
-	100.0	100.0	100.0	100.0#	.	100.0	F	1B		
-	100.0	100.0	100.0	100.0#	.	65.5#	M			
-	89.8#	54.0#	.	.	-	62.2#	F	2		
100.0	100.0	100.0	100.0	100.0	.	100.0	M	3		
83.0	80.0	93.7	.	80.1#	.	76.5	F			
100.0	100.0	100.0	100.0	100.0	.	100.0	M	4		
92.5	81.8	83.2	79.8	82.5#	.	69.5	F			
-	-	-	-	-	-	-	M	5		
-	-	-	-	-	-	-	F			
100.0	100.0	100.0	100.0	100.0	100.0	100.0	M	T		
90.7	77.3	74.8	62.7	79.9#	.	61.2	F			

TAB.D8

INDEX OF MEAN GROSS MONTHLY PAY (CORRECTED) OF FULL-TIME EMPLOYEES ACCORDING TO ACTIVITY, SEX, QUALIFICATION AND AGE (PAY OF ALL FULL-TIME EES. = 100)

INDICE DE LA REMUNERATION MENSUELLE BRUTE CORRIGEE MOYENNE DES SALAIRES A TEMPS PLEIN SELON L ACTIVITE, LE SEXE, LA QUALIFICATION ET L AGE (REM. DE L ENS. DES SAL. A TEMPS PLEIN = 100)

ACTIVITY	NACE	QUALIFICATION	SEX	AGE (COMPLETED YEARS)					T06. ENS.				
				< 21	21-29	30-44	45-54	>= 55		(%)			
BOOKS, NEWSPPRS... STATIONERY, OFFICE SUPPS.	653	1A	M	-	-	99.8#	108.7#	-	-	100.0			
			F	-	-	97.0#	110.3#	-	-	100.0			
			T	-	-	107.3	124.0#	108.3#	-	100.0			
			1B	M	-	67.2	-	-	-	-	-	100.0	
				F	-	67.0	-	-	-	-	-	100.0	
			2	M	-	91.1	104.0	108.7	98.8#	-	-	100.0	
				F	-	92.8	102.8	108.2	98.2#	-	-	100.0	
			3	M	-	61.1	-	-	74.3	64.8	-	100.0#	
				F	66.4	98.9	121.3	117.1	84.1	75.5	-	100.0	
			4	M	62.5	98.1	123.3	127.1	111.7	-	-	100.0	
				F	81.6	120.3	112.3#	124.6	-	-	-	100.0	
			5	M	70.1	108.4	131.2	131.3	126.9	-	-	100.0	
				F	-	-	-	-	-	-	-	-	
			OTHER RETAIL DISTRIBUTION	654/655	1A	M	71.5	73.3	134.9	114.7	94.5	-	100.0#
						F	-	111.6	130.4	130.4	136.8	-	100.0
T	-	82.8				91.2	126.2	109.3	-	100.0#			
1B	M	-				-	93.5	99.5#	128.7#	-	100.0		
	F	-				-	101.1	110.8#	96.5#	-	100.0		
2	M	-				74.6#	101.8	113.0#	94.4#	-	100.0		
	F	-				77.1	104.0	112.9	107.5	-	100.0		
3	M	-				77.7	105.3	111.8	109.2	-	100.0		
	F	54.5				90.1	105.3	113.0	104.5	-	100.0		
4	M	73.5				116.4#	139.2#	129.8	-	-	100.0		
	F	54.1				94.8	113.4	117.3	113.3	-	100.0		
5	M	63.8				100.3	116.3	119.9	111.8	-	100.0		
	F	78.4				112.2	130.4	126.7	-	-	100.0		
VARIOUS NON-FOOD PRODUCTS	656	1A				M	68.0	104.4	123.2	125.3	118.6	-	100.0
						F	-	-	-	-	-	-	-
			T	52.0	84.5	114.0	117.3	123.2	-	100.0			
			1B	M	74.1	109.0	134.1	135.4	149.4#	-	100.0		
				F	55.5	89.4	122.8	123.6	132.5	-	100.0		
			2	M	-	64.8	101.4	116.5	117.0#	-	100.0		
				F	-	65.8	102.5	115.5	118.1#	-	100.0#		
			3	M	-	83.9	99.4	107.6	113.3	-	100.0		
				F	-	84.5	111.6#	103.0#	113.7#	-	100.0		
			4	M	-	82.6	102.6	106.2	113.7	-	100.0		
				F	-	91.2	106.2	106.5	104.9	-	100.0		
			5	M	70.3	99.1	111.5	109.1	114.0	-	100.0		
				F	61.4	93.3	111.3	106.8	109.6	-	100.0		
			RETAIL TRADE	64/653-656	1A	M	61.4	100.9	120.6	117.3	113.9	-	100.0
						F	74.5	116.4	125.2	130.0	125.6	-	100.0
T	67.0	108.3				127.8	123.7	122.0	-	100.0			
1B	M	45.3				83.2	118.3	121.4	117.3	-	100.0		
	F	66.5				108.7	130.3	126.4	126.0	-	100.0		
2	M	52.1				91.5	130.0	124.6	125.8	-	100.0		
	F	-				74.5#	92.4#	112.0#	88.8	-	100.0		
3	M	-				77.2	91.2#	112.0#	143.0#	-	100.0#		
	F	-				71.3	103.4	116.2	113.4	-	100.0		
4	M	49.3				87.5#	109.2	120.6#	95.2#	-	100.0		
	F	35.9				72.1	105.1	117.3	111.1	-	100.0		
5	M	36.7#				84.8	104.7	109.1	101.4	-	100.0		
	F	66.3				90.0	110.4	118.7	117.4	-	100.0		
RETAIL TRADE	64/653-656	1A				M	50.0	84.0	107.3	111.5	105.3	-	100.0
						F	-	92.6	110.5	107.3	102.3	-	100.0
			T	68.1	101.4	123.9	118.6	119.6	-	100.0			
			1B	M	60.3#	95.0	117.0	110.6	108.4	81.2#	100.0		
				F	63.3	106.7	127.3	124.7	117.7	86.7#	100.0		
			2	M	79.5	122.9	133.7	137.1	141.9	90.8#	100.0		
				F	70.3	115.3	138.5	135.0	134.3	88.7#	100.0		
			3	M	-	-	-	-	-	-	-		
				F	-	-	-	-	-	-	-		
			4	M	48.6	89.2	121.4	129.5	111.9	83.8#	100.0		
				F	71.5	114.4	139.9	139.1	144.0	89.0#	100.0		
			5	M	54.5	97.7	136.8	139.3	128.3	85.7#	100.0		
				F	-	-	-	-	-	-	-		

INDEX OF MEAN GROSS  
MONTHLY PAY (CORRECTED)  
OF FULL-TIME FEMALE EMPLOYEES  
ACCORDING TO ACTIVITY,  
QUALIFICATION AND AGE  
(PAY OF FULL-TIME MALE EES.=100)

INDICE DE LA REMUNERATION  
MENSUELLE BRUTE CORRIGEE  
MOYENNE DES SALAIRES FEMININS  
A TEMPS PLEIN SELON L ACTIVITE,  
LA QUALIFICATION ET L AGE  
(REM. DES SAL. MASC. A TEMPS PLEIN = 100)

AGE (ANNEES REVOLUES)							SEXE	QUALIFICATION	NACE	ACTIVITE
< 21	21-29	30-44	45-54	>= 55	(°)	TOT. ENS.				
-	-	100.0#	100.0#	-	-	100.0	M	1A	653	LIVRES, JOURN., PAPIER, EO. BUREAU
-	100.0	100.0	100.0#	100.0#	-	100.0	F	1B		
-	100.0	100.0	100.0	100.0#	-	100.0	M	2		
-	100.0	100.0	100.0	100.0#	-	94.0#	F	2		
13.0	87.1	42.5	84.7	100.0	-	53.8	M	3		
100.0	100.0	100.0	100.0	100.0	-	100.0	M	4		
95.5	89.7	66.6#	71.6	-	-	73.1	F	4		
-	-	-	-	-	-	-	M	5		
-	100.0	-	100.0	100.0	-	100.0#	M	T		
40.4	82.0	55.9	61.3	78.0	-	53.9	F	T		
-	-	100.0	-	100.0#	-	100.0	M	1A	654/655	AUTRES COMMERCE DE DETAIL
-	-	100.0	100.0#	100.0#	-	100.0	M	1B		
-	100.0	100.0	100.0	100.0	-	100.0	M	2		
-	-	-	-	-	-	80.0	F	2		
100.0	100.0	100.0	100.0	100.0	-	100.0	M	3		
89.9	86.1#	88.2#	76.7	-	-	66.7	F	3		
100.0	100.0	100.0	100.0	100.0	-	100.0	M	4		
96.9	88.2	88.4	83.3	-	-	78.8	F	4		
-	-	-	-	-	-	-	M	5		
100.0	100.0	100.0	100.0	100.0	-	100.0	M	T		
95.2	86.1	78.6	77.1	81.0#	-	66.8	F	T		
-	-	-	-	-	-	-	M	1A	656	PRODUITS DIVERS NON ALIMENT.
-	100.0	100.0	100.0	100.0#	-	100.0	M	1B		
-	-	-	-	-	-	70.8#	F	1B		
-	100.0	100.0	100.0	100.0	-	100.0	M	2		
-	87.0	96.9#	82.6#	86.7#	-	86.4	F	2		
-	100.0	100.0	100.0	100.0	-	100.0	M	3		
104.1	88.0	85.0	83.0	88.0	-	81.0	F	3		
100.0	100.0	100.0	100.0	100.0	-	100.0	M	4		
95.9	91.3	82.1	87.6	87.2	-	79.1	F	4		
-	-	-	-	-	-	-	M	5		
100.0	100.0	100.0	100.0	100.0	-	100.0	M	T		
97.5	86.7	73.1	69.1	71.3	-	66.4	F	T		
-	100.0#	100.0#	52.7#	100.0	-	100.0	M	1A	64/653-656	COMMERCE DE DETAIL
-	-	-	-	105.6#	-	65.6#	F	1A		
94.8	100.0	100.0	100.0	100.0	-	100.0	M	1B		
-	84.3#	72.5	71.2#	57.6#	-	68.7	F	1B		
100.0#	100.0	100.0	100.0	100.0	-	100.0	M	2		
132.0	77.5	76.9	79.4	84.5	-	73.0	F	2		
76.8	100.0	100.0	100.0	100.0	-	100.0	M	3		
-	81.6	83.5	82.4	87.1	-	74.5	F	3		
100.0	100.0	100.0	100.0	100.0	-	100.0	M	4		
91.9	84.2	76.8	80.4	88.2	100.0#	73.1	F	4		
-	-	-	-	-	-	-	M	5		
100.0	100.0	100.0	100.0	100.0	-	100.0	M	T		
90.0	78.5	70.5	65.8	78.8	100.0#	61.2	F	T		

TAB.D9

GROSS MONTHLY PAY(CORRECTED)  
OF FULL-TIME EMPLOYEES :  
MEAN(M) AND COEFFICIENT OF  
VARIATION(CV) ACCORDING TO  
ACTIVITY, SEX , QUALIFICATION AND  
LENGTH OF SERVICE IN ENTERPRISE

ACTIVITY	NACE	Q U A L I F I C A T I O N	S E X	LENGTH OF SERVICE IN ENTERPRISE (COMPLETED YEARS)								
				< 2	2 - 4	5 - 8	10 - 19	>= 20	(°)	TOT. EMS.		
AGRIC. PRIMARY PROD., LIVE- STOCK, TEXT.	611	1A	M	-	4719#	5012#	-	5254#	-	-	4636	
			F	-	4719#	5012#	-	5267#	-	-	4641	
		1B	M	2699#	2668	3303	4006	3802	-	-	3364	
			F	2631#	2639	3303	3973	3802	-	-	3324	
		2	M	2729	2622	2537	2889	2733	-	-	2603	
			F	2677	2579	2505	2844	2721	-	-	1831#	
		3	M	1903	1853	2029	1881	2088	-	-	1981	
			F	1094	1183	1650	-	-	-	-	1273	
		4	M	1782	1809	1893	1875	2078	-	-	1905	
			F	1657	1795	1837	1795	1821	-	-	1757	
	5	M	996	1160	1210#	-	-	-	-	1073		
		F	1521	1681	1791	1792	1814	-	-	1666		
	T	M	1299	1537	1570	1668	1654	-	-	1481		
		F	1055	1158	-	-	-	-	-	1145		
	T	M	1239	1432	1509	1657	1625	-	-	1402		
		F	1844	2045	2147	2297	2683	1805#	-	2127		
	FUELS, ORES, INDUSTRIAL CHEMICALS	612	1A	M	1037	1217	1425	1755#	-	-	-	1183
				F	1699	1805	2095	2287	2667	1804#	-	2020
			1B	M	-	5381#	-	-	5792#	-	-	6010#
				F	-	5381#	-	-	5792#	-	-	5986#
1B			M	3057	3609	4048	4005	4458	-	-	3831	
			F	2870#	3383	4032	3888	4383	-	-	1889#	
2			M	3053	2777	2959	2970	3103	-	-	2966	
			F	1963#	1759	2101	2379	2523#	-	-	2073	
3			M	2883	2651	2908	2916	3058	-	-	2875	
			F	2026	2077	2243	2485	2532	-	-	2216	
4		M	1439	1564	1898	1982	2179#	-	-	1602		
		F	1861	1959	2185	2438	2502	-	-	2003		
5		M	1595	1780	1882	2068	1874	-	-	1786		
		F	1151	1214	1583	1866#	-	-	-	1221		
T		M	1430	1635	1852	2058	1873	1380#	-	1659		
		F	1600	1735	1853	1832	1731	-	-	1739		
T		M	1600	1718	1835	1832	1731	-	-	1732		
		F	2200	2278	2616	2856	3150	-	-	2530		
TIMBER, BUILDING MATERIALS		613	1A	M	1329	1424	1820	2142	2364	-	-	1484
				F	1975	2110	2546	2811	3100	-	-	2363
	1B		M	-	-	4820#	4848#	5019	-	-	4714	
			F	-	3247#	4820#	4848#	4899	-	-	4711	
	1B		M	2883	2848	2900	3677	3668#	-	-	3267	
			F	2814	2683	2891	3625	3627#	-	-	3197	
	2		M	2238	2430	2406	2658	2655	-	-	2477	
			F	2163	2386	2380	2661	2644	-	-	1788#	
	3		M	1788	1874	2013	2092	2058	-	-	1844	
			F	1044	1192	1506	-	-	-	-	1310	
	4	M	1674	1802	1869	2081	2085	-	-	1884		
		F	1448	1703	1779	1803	1766	-	-	1663		
	5	M	965	1115	1455	-	-	-	-	1054		
		F	1342	1633	1762	1803	1763	-	-	1592		
	T	M	1338	1559#	1529	1615	-	-	-	1471		
		F	1322	1521#	1529	1615	-	-	-	1455		
	T	M	1563	1906	2078	2365	2551	-	-	2044		
		F	1034	1200	1545	2154#	2748#	-	-	1250		
	MACHINERY, EQUIPMENTS, VEHICLES	614	1A	M	1555	1834	2048	2361	2557	-	-	1872
				F	4174#	4342#	4870#	4861#	5314#	-	-	4786
1B			M	4174#	4342#	4815#	4801#	5261#	-	-	4738	
			F	2904	2865	3406	3692	3998	-	-	3355	
2			M	2825	2907	3355	3667	3894	-	-	2234#	
			F	2561	2803	2733	2924	3056	-	-	3302	
3			M	1884#	1864#	1934	1934	2423#	-	-	2792	
			F	2475	2706	2669	2885	3045	-	-	1867	
4			M	1791	1991	2075	2197	2238	-	-	2722	
			F	1406	1507	1629#	2010	2234#	-	-	2012	
5		M	1719	1931	2057	2191	2238	-	-	1821		
		F	1403	1672	1791	1853	1841	-	-	1860		
T		M	1081	1267	1505	1588#	-	-	-	1616		
		F	1318	1580	1765	1832	1841	-	-	1191		
T		M	1306	1554	1672	1584	-	-	-	1532		
		F	1286	1554	1672	1584	-	-	-	1486		
T		M	1850	2153	2339	2561	2803	-	-	1400		
		F	1281	1447	1801#	2154	2535#	-	-	2231		
T		M	1740	2052	2312	2542	2794	-	-	1473		
		F	-	-	-	-	-	-	-	2141		

REMUNERATION MENSUELLE BRUTE  
CORRIGEE DES SALAIRES A TEMPS PLEIN:  
MOYENNE(M) ET COEFFICIENT DE VARIATION  
(CV) SELON L ACTIVITE, LE SEXE , LA  
QUALIFICATION ET L ANCIENNETE DANS  
L ENTREPRISE

CV

ANCIENNETE DANS L ENTERPRISE (ANNEES REVOLUES)							SEX E	QUAL I F I C A T I O N	NACE	ACTIVITE
< 2	2 4	5 8	10 19	>= 20	(°)	TOG. ENS.				
	37.8#	39.1#		71.3#		59.0	M	1A	611	MAT. PREM. AGR., ANIMAUX, TEXTILES
	37.8#	39.1#		70.9#		58.9	F			
43.1#	33.2	35.6	38.2	28.9		38.4	M	1B		
							F			
44.3#	32.7	35.6	38.7	28.9		40.0	M	2		
37.6	43.7	35.0	36.0	27.0		36.8	F			
						35.9#	M			
38.6	44.8	35.2	36.5	27.2		37.5	F			
44.6	28.6	29.2	23.1	23.6		31.0	M	3		
33.3	28.0	23.4				32.7	F			
47.4	33.2	29.5	23.2	23.8		33.3	M	4		
30.0	29.6	23.4	13.9	19.0		25.8	F			
33.5	30.1	28.4#				32.7	M	5		
35.4	33.3	25.4	14.1	19.2		28.8	F			
30.7	21.9	26.3		17.1		25.5	M			
25.8	17.4					22.2	F			
31.2	24.4	29.3	13.5	17.5		27.1	M	T		
44.2	44.6	43.4	52.8	64.7	26.8#	51.7	F			
33.6	34.8	32.5	25.5#			38.0	M			
48.0	47.5	44.1	52.7	65.0	29.1#	53.9	F	1A	612	
	48.1#			49.4#		62.1#	M			
							F			
45.6	48.1#			49.4#		62.3#	M	1B		
	37.4	38.6	35.0	32.9		39.6	F			
						42.8#	M			
49.2#	41.4	38.8	35.2	34.2		41.9	F			
45.5	40.3		23.1			28.6	M	2		
38.0#	27.1	15.5	14.6			27.5#	F			
47.4	42.0	33.1	23.4			29.0	M	3		
29.6	31.9	29.7	24.9	27.8		30.3	F			
26.8	30.5	22.3	16.8	25.7#		29.6	M	4		
32.7	33.7	29.6	25.3	28.0		32.6	F			
32.0	27.5	23.5	22.3	22.0		28.2	M	5		
30.3	23.5	28.7	23.5#			31.2	F			
35.3	31.2	24.4	22.4	21.7	32.0#	32.5	M			
30.3	20.1	16.1	9.4	13.0		23.6	F			
							M	T		
30.3	21.6	17.0	9.4	13.0		23.9	F			
53.8	49.6	58.2	51.5	46.8		55.2	M			
35.4	32.1	25.8	24.0	31.3		37.6	F			
56.4	51.5	59.1	51.2	46.9		57.3	M	1A	613	BOIS, MATERIAUX DE CONSTR.
		32.6#	36.3#	38.2		38.9	F			
							M	1B		
27.5	44.5#	32.6#	36.3#	37.8		38.6	F			
	37.3	25.7	40.7	47.7#		41.7	M			
							F			
30.2	42.0	25.6	40.8	47.6#		42.7	M	2		
30.2	24.9	20.3	22.1	27.4		25.1	F			
						36.5#	M			
32.5	26.1	21.0	22.4	27.4		26.3	F	3		
33.0	22.6	22.1	21.8	23.7		25.8	M			
31.3	29.8	25.8				40.0	F	4		
37.0	25.9	23.5	22.0	23.6		28.5	M			
34.3	36.1	26.6	23.8	24.5		32.0	F	5		
29.6	24.1	17.7				28.9	M			
37.2	37.6	26.6	23.8	24.5		34.4	F			
30.8	51.1#	16.9	20.3			35.3	M			
							F			
31.9	51.8#	16.9	20.3			36.1	M	T		
40.1	37.1	36.7	47.3	55.5		46.8	F			
39.3	37.1	24.9	34.3#	30.4#		47.7	M			
43.3	39.2	37.0	47.1	54.8		48.6	F	1A	614	MACHINES, VERICULES
31.6#	38.9#	37.1#	33.1#	40.5#		38.0	M			
							F			
31.6#	38.9#	39.9#	34.4#	40.6#		38.8	M	1B		
38.5	34.2	32.5	31.3	29.9		35.2	F			
	33.3#					43.9#	M			
40.3	35.1	33.3	31.7	29.7		36.3	F	2		
40.0	39.0	31.5	29.1	41.4		38.6	M			
53.5#	29.4#	20.9	20.7#			38.1	F			
42.3	40.2	32.3	28.1	41.4		37.8	M	3		
46.8	31.3	23.7	25.3	25.6		33.3	F			
35.3	24.1	26.8#	17.0	22.2#		32.5	M	4		
46.6	32.0	24.1	25.2	25.4		34.2	F			
34.8	33.5	22.4	26.4	20.2		32.4	M	5		
26.7	26.5	18.6	21.0#			28.6	F			
35.4	34.5	22.7	26.4	20.2		34.0	M			
26.4	13.0	25.4	15.4			24.2	F			
							M			
27.1	13.0	25.4	15.4			24.6	F			
51.8	44.4	42.3	41.2	49.3		48.1	M	T		
42.6	31.3	55.7#	34.8	33.0#		46.2	F			
53.0	45.5	43.2	41.2	48.9		49.6	M			

TAB.D9

GROSS MONTHLY PAY(CORRECTED)  
OF FULL-TIME EMPLOYEES :  
MEAN(M) AND COEFFICIENT OF  
VARIATION(CV) ACCORDING TO  
ACTIVITY,SEX , QUALIFICATION AND  
LENGTH OF SERVICE IN ENTERPRISE

ACTIVITY	NACE	Q U A L I F I C A T I O N	S E X	LENGTH OF SERVICE IN ENTERPRISE (COMPLETED YEARS)						T06. ENS.	
				< 2	2 - 4	5 - 8	10 - 19	>= 20	(*)		
FURNITURE, HSEHD. GOODS, HARDWARE	615	1A	M	4181#	3773#	5313#	5500#	5380#		5014	
			F	-	-	-	-	-	-	4997	
		1B	M	4181#	3773#	5313#	5404#	5380#		4997	
			F	3001	3255#	3513	3760	3966		3494	
		2	M	2822	3198#	3403	3760	3928		2116#	
			F	2089	2623	3056	2629	2688		3432	
		3	M	1253	1458	1731	2615	2661		1447	
			F	1940	2464	2915	2615	2661		2485	
		4	M	1716	1900	1966	2059	2061		1811	
			F	1156	1451	1434	1785#	-		1369	
	5	M	1624	1833	1815	2049	2049		1848		
		F	1394	1630	1704	1879	1730		1609		
	T	M	1017	1150	1322	1516	-		1111		
		F	1257	1516	1646	1852	1724		1484		
	TEXTILES, CLOTH- ING, FOOTWR., LEATHERWARE	616	1A	M	1372	1384	1489	1579	-		1416
				F	1040#	-	-	-	-		996#
			1B	M	1342	1353	1489	1579	-		1390
				F	1715	2043	2336	2448	2690		2148
			2	M	1077	1318	1484	1855#	1769		1255
				F	1563	1914	2246	2424	2660		2015
3			M	-	-	5314#	4848#	4720#		4635	
			F	-	-	-	-	-		-	
4			M	2987	3049	3268	4848#	4720#		4649	
			F	-	-	-	-	4003		3468	
5		M	2444#	2939	3240	3934	3938		1836#		
		F	2283	2576	2456	2689	2800		2551		
T		M	1765	1751	-	-	-		1854		
		F	2207	2437	2446	2664	2781		2484		
FOOD, DRINK, TOBACCO		617	1A	M	1825	2061	2004	2160	2199		2027
				F	1271	1361	1464	1680	-		1391
			1B	M	1641	1875	1907	2120	2204		1888
				F	1384	1573	1679	1755	1741		1586
			2	M	1027	1093	1256	1462	-		1119
				F	1211	1341	1532	1695	1718		1401
	3		M	1181	1312	1551	1677	1545		1354	
			F	960	1079	-	-	-		1019	
	4		M	1102	1258	1510	1658	1574		1267	
			F	1773	2103	2276	2516	2736		2222	
	5	M	1156	1229	1480	1568	2039		1273		
		F	1543	1831	2126	2424	2697		1988		
	TOBACCO PRODUCTS	617.6	1A	M	3327#	4031#	3854#	4694#	4068#		4453
				F	-	-	-	-	-		-
			1B	M	3327#	4031#	3834#	4694#	4024#		4434
				F	2578	2787	2811#	3069	3327#		2906
			2	M	2559	2682	2771#	3032	3327#		2860
				F	2207	2406	2430	2490	2551		2415
			3	M	1245#	-	-	-	-		1535#
				F	2088	2371	2386	2481	2547		2365
4			M	1624	1760	1920	1983	2307#		1852	
			F	1126	1248	1478	-	-		1264	
5		M	1498	1669	1866	1966	2292#	1778#	1759		
		F	1380	1546	1656	1661	1687	1453#	1518		
T		M	953	1090	1331	-	-		1040		
		F	1272	1448	1613	1615	1686	1453#	1426		
617.6		1A	M	1174	1317	1615	1518	1587		1308	
			F	862	1145#	-	-	-		1055	
		1B	M	1145	1293	1606	1519	1577		1279	
			F	1519	1811	1970	2215	2480		1883	
		2	M	1014	1168	1448	1377#	1958#		1145	
			F	1410	1704	1916	2180	2471		1776	
	3	M	-	-	-	-	-		-		
		F	-	-	-	-	-		-		
	4	M	-	-	-	-	-		-		
		F	-	-	-	-	-		-		
5	M	-	-	-	-	-		-			
	F	-	-	-	-	-		-			
T	M	-	-	-	-	-		-			
	F	-	-	-	-	-		-			

REMUNERATION MENSUELLE BRUTE  
CORRIGEE DES SALAIRES A TEMPS PLEIN:  
MOYENNE(M) ET COEFFICIENT DE VARIATION  
(CV) SELON L ACTIVITE, LE SEXE, LA  
QUALIFICATION ET L ANCIENNETE DANS  
L ENTREPRISE

CV

ANCIENNETE DANS L ENTREPRISE (ANNEES REVOLUES)							TOG. EWS.	SEXE	QUALIFICATION	NACE	ACTIVITE
< 2	2 - 4	5 - 9	10 - 19	>= 20	(°)						
28.3#	32.8#	41.7#	64.2#	36.8#	.	48.6	M	1A	615	MEUBLES, ART. MENAGERS QUINCAILLERIE	
28.3#	32.8#	41.7#	63.8#	36.8#	.	48.5	F	1B			
32.7	53.2#	48.8	28.2	32.7	.	41.4	M	2			
34.8	53.2#	49.9	28.2	33.3	.	36.7#	F	3			
30.3	48.0	70.1	34.9	23.3	.	42.3	M	4			
28.3	21.7	16.2	.	.	.	51.3	F	5			
34.7	50.4	70.9	34.8	24.2	.	27.2	M	1A	616	TEXTILE, HABILLEMENT, CHAUSSURES	
26.5	25.0	21.6	22.3	20.1	.	53.3	F	1B			
33.3	34.3	23.5	23.5#	.	.	24.5	M	2			
30.2	27.8	23.3	22.4	20.2	.	33.7	F	3			
30.8	39.8	26.8	33.9	18.6	.	27.0	M	4			
28.1	22.6	15.6	22.0	.	.	34.8	F	5			
33.7	40.6	27.3	33.8	18.5	.	27.3	M	1A	617	PRODUITS ALIM., BOISSONS, TABAC	
44.7	25.9	15.4	10.7	.	.	37.2	F	1B			
28.1#	.	.	.	.	.	35.1	M	2			
44.6	27.4	15.4	10.7	.	.	27.6#	F	3			
42.4	49.9	62.4	52.6	49.6	.	35.8	M	4			
31.3	34.2	24.6	42.2#	20.6	.	55.3	F	5			
45.4	51.4	62.7	52.7	49.8	.	36.4	M	1A	616	TEXTILE, HABILLEMENT, CHAUSSURES	
.	.	43.4#	32.2#	59.3#	.	57.3	F	1B			
.	.	41.4#	32.2#	59.3#	.	52.2	M	2			
34.1	37.2	37.8	35.9	38.8	.	51.7	F	3			
49.2#	39.5	37.5	36.9	39.3	.	39.4	M	4			
30.9	35.1	29.5	23.8	28.8	.	52.9#	F	5			
22.7	27.8	.	.	.	.	44.0	M	1A	617	PRODUITS ALIM., BOISSONS, TABAC	
31.4	37.0	29.8	24.2	28.8	.	30.8	F	1B			
27.2	34.2	27.6	35.5	23.9	.	28.5	M	2			
26.2	28.0	20.7	16.3	.	.	31.8	F	3			
31.6	37.7	29.3	35.4	23.6	.	31.2	M	4			
28.5	22.8	21.1	16.6	13.9	.	29.3	F	5			
29.0	25.2	22.2	13.6	.	.	34.2	M	1A	616	TEXTILE, HABILLEMENT, CHAUSSURES	
32.5	29.9	25.3	17.6	15.5	.	23.8	F	1B			
31.6	22.5	20.6	22.6	16.0	.	27.7	M	2			
30.4	22.5	.	.	.	.	29.9	F	3			
32.8	23.8	20.9	22.7	16.7	.	28.8	M	4			
47.8	46.4	49.6	49.1	56.3	.	28.2	F	5			
39.1	32.2	47.8	18.3	30.4	.	31.2	M	1A	617	PRODUITS ALIM., BOISSONS, TABAC	
50.9	50.9	52.1	49.9	56.0	.	52.9	F	1B			
33.3#	45.4#	27.1#	46.1#	34.1#	.	40.6	M	2			
.	.	.	.	.	.	56.8	F	3			
33.3#	45.4#	27.5#	46.1#	34.8#	.	43.3	M	4			
36.5	35.4	45.8#	35.7	50.1#	.	43.5	F	5			
36.8	38.6	44.9#	36.2	50.1#	.	42.1	M	1A	616	TEXTILE, HABILLEMENT, CHAUSSURES	
27.1	26.4	30.0	32.1	27.3	.	42.9	F	1B			
33.4#	.	.	.	.	.	29.0	M	2			
31.6	27.1	31.5	32.0	27.2	.	35.0#	F	3			
24.0	20.6	23.8	23.8	122.5#	.	30.5	M	4			
26.6	32.4	24.4	.	.	.	54.3	F	5			
28.5	25.1	25.2	24.1	119.7#	22.2#	31.5	M	1A	617	PRODUITS ALIM., BOISSONS, TABAC	
29.9	21.3	22.2	21.5	22.3	19.6#	54.6	F	1B			
29.4	23.2	16.5	.	.	.	26.0	M	2			
33.5	25.3	22.8	24.4	22.1	19.6#	28.7	F	3			
33.6	24.9	18.1	13.7	9.5	.	29.7	M	4			
32.0	28.5#	.	.	.	.	28.7	F	5			
34.1	25.8	18.1	13.7	9.4	.	29.4	M	1A	617.6	PRODUITS DU TABAC	
39.6	41.2	36.8	51.3	77.9	.	31.9	F	1B			
30.5	29.4	28.2	42.8#	22.4#	.	30.3	M	2			
41.8	43.2	37.4	51.9	77.2	.	54.8	F	3			
.	.	.	.	.	.	34.6	M	4			
.	.	.	.	.	.	56.3	F	5			
.	.	.	.	.	.	.	M	T			
.	.	.	.	.	.	.	F	T			

TAB.D9

GROSS MONTHLY PAY(CORRECTED)  
OF FULL-TIME EMPLOYEES :  
MEAN(M) AND COEFFICIENT OF  
VARIATION(CV) ACCORDING TO  
ACTIVITY,SEX , QUALIFICATION AND  
LENGTH OF SERVICE IN ENTERPRISE

ACTIVITY	NACE	Q U A L I F I C A T I O N	S E X	LENGTH OF SERVICE IN ENTERPRISE (COMPLETED YEARS)						TOG. ENS.	
				< 2	2 4	5 9	10 19	>= 20	(*)		
PHARMACEUTICAL, MEDICAL GDS., CLEANING MAT.	618	1A	M	3673#	4386#	5227	5526#	5679#	.	4981	
			F	3579#	4067#	5227	5502#	5679#	.	4908	
		1B	M	3234	3329	3530	3734	3657	.	3482	
			F	1750#	1750#	2032	2330	.	.	2108	
		2	M	3152	3243	3355	3610	3589	.	3382	
			F	2050	2377	2662	2761	2945	.	2441	
		3	M	1440	1979	2087	1988#	.	.	1682	
			F	1885	2357	2591	2714	2910	.	2342	
		4	M	1848	1989	2203	2161	2164	.	2036	
			F	1375	1560	1463	1799	.	.	1467	
	5	M	1665	1883	2078	2129	2154	.	1885		
		F	1381	1633	1750	1828	2035	.	1621		
	T	M	1117	1214	1358	1560	.	.	1180		
		F	1233	1443	1641	1778	2014	.	1434		
	PHARMACEUTICALS	618.1	1A	M	1309	1488	1650	1604	.	1488	
				F	972	1182	.	.	.	.	1105
			1B	M	1141	1372	1590	1604	.	.	1350
				F	1968	2232	2505	2792	2981	.	2371
			2	M	1273	1429	1578	1952	2231	.	1408
				F	1701	2059	2350	2720	2931	.	2146
3			M	.	.	.	.	.	.	.	
			F	.	.	.	.	.	.	.	
4			M	.	.	.	.	.	.	.	
			F	.	.	.	.	.	.	.	
5	M	.	.	.	.	.	.	.			
	F	.	.	.	.	.	.	.			
T	M	.	.	.	.	.	.	.			
	F	.	.	.	.	.	.	.			
OTHER WHOLESALE DISTRIBUTION	619	1A	M	.	.	5044#	5895#	6591#	.	5731	
			F	.	.	4883#	5746#	6591#	.	5571	
		1B	M	2834	2967	3368	4058	4068	.	3443	
			F	1278#	1953#	.	.	.	.	2135#	
		2	M	2561	2883	3346	4015	4058	.	3335	
			F	2153	2566	2803	2953	3105	.	2666	
		3	M	1450#	1686	.	2436#	.	.	1662	
			F	1975	2471	2788	2923	3067	.	2548	
		4	M	1773	2072	2185	223	2296	.	2058	
			F	1349	1458	1693	1932	.	.	1461	
	5	M	1635	1965	2065	2206	2281	.	1949		
		F	1569#	1654	1770	1913	1966	.	1680		
	T	M	1111	1244	1494	1581	.	.	1211		
		F	1374#	1516	1702	1862	1938	.	1528		
	PAPER, BOOKS, STATIONERY, NEWSPAPERS	619.1/2	1A	M	1220	1513	1602	1895	1681	.	1409
				F	956#	1275#	.	.	.	.	1108
			1B	M	1182	1476	1572	1857	1681	.	1368
				F	1780	2280	2371	2761	2986	.	2304
			2	M	1211	1373	1625	1917	2368#	.	1350
				F	1591	2093	2280	2700	2952	.	2112
3			M	.	.	.	.	.	.	.	
			F	.	.	.	.	.	.	.	
4			M	.	.	.	.	.	.	.	
			F	.	.	.	.	.	.	.	
5	M	.	.	.	.	.	.	.			
	F	.	.	.	.	.	.	.			
T	M	.	.	.	.	.	.	.			
	F	.	.	.	.	.	.	.			



TAB.D9

REMUNERATION MENSUELLE BRUTE  
CORRIGEE DES SALAIRES A TEMPS PLEIN:  
MOYENNE(M) ET COEFFICIENT DE VARIATION  
(CV) SELON L ACTIVITE, LE SEXE, LA  
QUALIFICATION ET L ANCIENNETE DANS  
L ENTREPRISE

CV

ANCIENNETE DANS L ENTREPRISE (ANNEES REVOLUES)						T06. ENS.	SEXE	QUALIFICATION	NACE	ACTIVITE	
< 2	2 - 4	5 - 9	10 - 19	>= 20	(%)						
37.8#	38.8#	29.4	50.5#	46.9#		47.2	M	1A	618	PR. PHARM., MEDICAUX, D'ENTRETIEN	
40.9#	44.7#	29.4	49.8#	46.9#		48.3	F				
40.4	37.1	32.4	33.7	33.2		35.5	T	1B			
	36.3#	24.4	19.7			28.8	M				
41.5	38.9	35.5	35.2	34.0		37.2	F	2			
28.4	25.3	28.6	29.2	34.5		30.8	T				
29.1	20.1	20.6	32.0#			32.5	M	3			
32.1	25.5	29.0	30.1	33.6		32.9	F				
28.3	22.7	27.6	21.2	18.9		25.8	T	3			
26.9	21.6	21.7	20.9			25.5	M				
31.4	24.6	30.5	21.7	19.1		29.1	F	4			
25.3	21.2	18.3	18.8	24.3		24.8	T				
27.9	21.2	16.6	14.5			25.7	M	4			
28.7	25.9	21.0	19.2	24.3		29.4	F				
23.3	20.9	12.6	11.9			20.4	T	5			
23.2	20.4					24.2	M				
27.8	23.5	14.9	11.9			25.5	F	T			
43.4	37.6	41.6	51.3	50.3		47.0	M	1A	618.1		PRODUITS PHARM.
31.3	27.4	27.8	36.1	23.7		33.4	F				
46.4	40.5	43.8	51.7	50.1		50.4	T	1A			
							M	1B			
							F	2			
							T				
							M	3			
							F				
							T	4			
							M				
							F	5			
							T				
							M	1A	619	AUTRES COMMERCES DE GROS	
		52.3#	43.5#	54.6#		54.3	F				
							T	1B			
39.6	44.3	53.7#	46.3#	54.6#		56.2	M				
34.2#	29.9#	37.3	45.0	28.6		42.7	F				
46.5	45.1					55.1#	T	2			
32.3	32.1	37.1	45.4	28.7		44.7	M				
30.9#	25.2	23.9	28.4	26.9		31.4	F	2			
36.0	33.8	25.2	26.8#			34.9	T				
25.7	31.6	23.2	26.7	27.4		34.3	M	3			
25.8	25.8	22.3	19.5	29.6		31.6	F				
28.6	33.5	21.0	19.3			27.3	T	4			
195.5#	26.3	23.1	38.9	29.4		33.5	M				
28.8	23.0	20.0	22.9	25.5		116.4	F	4			
170.7#	28.8	19.2	21.3			28.2	T				
29.0	19.9	21.1	23.6	25.6		106.6	M	5			
33.5#	23.3#	20.0	26.9	15.8		28.3	F				
30.6	21.1					32.6	T				
112.9	62.0	20.8	27.7	15.8		30.6	M	1A	619.1/2	PAPIER, LIVRES, JOURNEAUX	
31.1	30.6	44.7	54.5	57.2		71.7	F				
105.5	63.3	28.2	36.2	44.3#		37.0	T	1A			
		49.3	54.8	57.1		72.9	M	1B			
							F	2			
							T				
							M	3			
							F				
							T	4			
							M	5			
							F				

TAB.D9

GROSS MONTHLY PAY(CORRECTED)  
OF FULL-TIME EMPLOYEES :  
MEAN(M) AND COEFFICIENT OF  
VARIATION(CV) ACCORDING TO  
ACTIVITY,SEX , QUALIFICATION AND  
LENGTH OF SERVICE IN ENTERPRISE

ACTIVITY	NACE	QUALIFICATION	SEX	LENGTH OF SERVICE IN ENTERPRISE (COMPLETED YEARS)						TOG. ENS.		
				< 2	2 - 4	5 - 9	10 - 19	>= 20	(%)			
WHOLESALE TRADE	61	1A	M	4232	4560	5006	5037	5098	5698#	4899		
			F	-	-	-	-	-	-	3625#		
		1B	M	4193	4547	4861	4991	5075	5609#	4865		
			F	2903	3050	3376	3744	3915	3526#	3385		
		2	M	1603#	1871	2264	2495#	3117#	-	2052		
			F	2773	2961	3320	3708	3887	3496#	3317		
		3	M	2389	2601	2710	2785	2863	2516	2651		
			F	1563	1729	1884	2303	2276	-	1764		
		4	M	2255	2519	2653	2761	2845	2179#	2572		
			F	1785	1947	2042	2143	2212	1822	1985		
		5	M	1292	1416	1550	1848	2170	-	1423		
			F	1671	1860	1996	2130	2210	1766	1906		
		T	M	1453	1662	1759	1820	1802	1536	1635		
			F	1042	1177	1384	1451	1601	-	1133		
		T	M	1329	1546	1711	1786	1796	1494	1527		
			F	1276	1449	1642	1626	1661	1551	1425		
		FOOD, DRINK, TOBACCO	641/642	1A	M	972	1135	1318	-	-	-	1067
					F	1235	1406	1624	1623	1650	1474	1385
				1B	M	1773	2064	2263	2486	2745	2730#	2166
					F	1165	1321	1585	1905	2265	1293#	1324
2	M			1629	1937	2201	2468	2727	2572#	2043		
	F			-	-	3481#	-	-	-	-		
3	M			-	-	-	-	-	-	-		
	F			2456#	2293#	-	3429#	-	-	2832		
4	M			2475#	2243#	2490#	3416#	-	-	2730		
	F			1974	2256	2456	2791	2917	-	2507		
5	M			2001	2136	2434	2790	2886	-	1902#		
	F			1638	1742	1845	2064	1912	1527	2476		
T	M			1000	1121	1364	1614	1616	-	1758		
	F			1445	1587	1736	1992	1852	1490#	1148		
T	M			1091	1200	1622	1823	1813	-	1605		
	F			816	943	1252	1333	-	-	1242		
T	M			923	1050	1456	1731	1761	1097#	888		
	F			-	-	-	-	-	-	1040		
DISPENSING CHEMISTS	643			1A	M	1352	1551	1966	2306	2360	-	1702
					F	847	981	1358	1552	1635	1110#	952
		1B	M	1091	1292	1794	2210	2276	-	1383		
			F	4200#	5361#	-	-	-	-	5436#		
		2	M	4198#	4475#	-	-	-	-	3756#		
			F	-	-	-	-	-	-	4835		
		3	M	2738#	-	-	-	-	-	3110		
			F	3073#	-	-	-	-	-	2179#		
		4	M	-	2448#	-	-	-	-	2464		
			F	1313	1476	1862	2188	2262	-	2685#		
		5	M	1340	1592	1964	2309	2333	-	1618		
			F	1472#	1968	-	-	-	-	1715		
		T	M	1306	1452	1726	1941	2053	-	1901		
			F	1312	1497	1720	2043	2015	-	1483		
		T	M	1330#	1805#	1474	1649	-	-	1519		
			F	918	1070	1214	-	-	-	1547		
		T	M	1017	1291#	1373	1627	1433	-	1027		
			F	-	-	-	-	-	-	1242		
		MEDICAL GOODS, COSMETICS, CLEANING.MAT.	644	1A	M	2474#	2609#	2392#	2340#	-	-	2546
					F	1372	1411	1776	2107	2136	-	1539
1B	M			1499	1606	1908	2172	2467#	-	1711		
	F			-	-	-	-	-	-	3547#		
2	M			-	2244	-	-	-	-	3485#		
	F			-	-	-	-	-	-	2278		
3	M			2055#	2244	2534#	-	-	-	2312		
	F			1962#	-	-	-	-	-	1999		
4	M			1739#	-	1937	-	-	-	1518#		
	F			1495	1654	1803	1889	-	-	1881		
5	M			900#	1307#	1490#	1830#	-	-	1697		
	F			1091	1497	1702	1871	1954#	-	1156		
T	M			1116	1382	-	-	-	-	1427		
	F			892	1098	1168	-	-	-	1204		
T	M			949	1148	1183	-	-	-	983		
	F			-	-	-	-	-	-	1032		
T	M			1437	1785	2203	2096	-	-	1803		
	F			916	1176	1435	1754#	-	1043#	1074		
T	M			1082	1420	1883	2015	-	-	1378		
	F			-	-	-	-	-	-	-		

REMUNERATION MENSUELLE BRUTE  
CORRIGEE DES SALAIRES A TEMPS PLEIN:  
MOYENNE(M) ET COEFFICIENT DE VARIATION  
(CV) SELON L ACTIVITE, LE SEXE, LA  
QUALIFICATION ET L ANCIENNETE DANS  
L ENTREPRISE

CV

ANCIENNETE DANS L ENTREPRISE (ANNEES REVOLUES)							SEX E	QUALI FIC ATION	NACE	ACTIVITE
< 2	2 - 4	5 - 9	10 - 19	>= 20	(*)	TOT. ENS.				
39.0	50.9	49.0	51.5	49.5	40.4#	49.4	M	1A	61	COMMERCE DE GROS
39.8	50.9	49.4	51.7	49.5	41.7#	49.7	F			
39.2	40.8	39.3	36.0	36.2	35.2#	39.8	T	1B		
46.8#	38.3	29.5	35.3#	34.9#		44.5	M			
42.3	42.3	39.9	36.5	36.4	34.6#	41.2	F	2		
39.1	37.6	41.7	29.9	33.1	18.2	37.0	T			
43.9	29.3	23.8	23.8	24.3		36.4	F	3		
42.1	38.8	42.1	30.0	33.1	33.4#	38.5	T			
36.6	28.6	24.7	26.8	54.4	18.8	34.3	M	3		
32.0	29.7	25.3	20.4	22.7		32.2	F	4		
38.4	30.8	25.8	26.8	53.2	20.9	35.8	T			
65.5	31.6	24.0	24.6	22.3	18.5	42.6	F	4		
29.6	25.3	21.2	27.9	19.2		29.4	T			
62.8	33.9	24.9	25.3	22.3	21.2	43.8	F	5		
34.7	28.6	21.2	17.9	15.0	8.9	30.2	M			
30.6	25.1	21.3				29.2	F			
35.5	29.4	21.7	17.9	15.2	12.0	31.3	T			
56.3	46.9	48.1	49.7	57.1	72.5#	54.2	M			
37.3	32.9	38.7	37.3	35.7	37.1#	41.1	F			
57.3	48.6	48.7	49.7	56.7	75.0#	56.0	T			
		40.9#					M	1A	641/642	PR. ALIMENTAIRES, BOISSONS, TABAC
40.0#	22.2#		30.2#			39.5	F	1B		
38.2#	23.0#	36.2#	30.4#			40.3	T	2		
21.3	23.8	25.3	24.9	24.1		28.0	M			
23.5	27.6	25.6	24.8	24.6		38.1#	F	3		
30.4	29.8	23.2	26.8	26.2	18.4	28.9	T			
34.5	25.5	24.3	21.2	12.1		29.0	F	3		
37.6	34.2	26.2	27.6	25.5	21.3#	34.2	M	4		
43.8	33.0	20.6	17.6	19.4		39.8	F			
32.7	24.4	23.4	25.4			32.1	T			
42.0	31.9	25.1	21.7	21.0	24.6#	41.0	M	5		
							F			
44.3	41.7	34.6	33.5	37.1		95.5	T			
36.2	26.4	37.0	28.7	23.1	20.0#	38.3	F			
49.0	45.1	38.5	35.3	38.0		94.6	T			
29.9#	22.0#					44.2#	M	1A	643	PHARMACIES
29.8#	40.7#					37.1#	F			
47.3#						46.5	T	1B		
37.4#						28.3	M			
						46.0#	F	2		
	28.1#					42.9	T			
19.5	23.8	28.2	14.8	22.5		36.9#	M	3		
22.8	32.3	35.5	29.6	21.1		30.4	F			
21.3#	21.6					37.0	T	3		
20.1	21.5	24.0	13.2	12.1		30.6	M			
20.3	23.7	24.0	22.7	13.0		25.2	F	4		
41.4#	60.3#	20.3	11.4			26.7	T			
33.0	28.5	21.2				40.3	M	4		
41.0	56.7#	22.6	11.9	11.7		30.8	F	5		
						43.0	T			
							M			
60.1#	58.6#	87.9#	51.5#			71.8	F			
50.7	26.2	35.4	18.4	19.3		39.8	T			
59.9	51.7	60.3	33.3	73.0#		59.2	M	1A	644	ART. MEDICAUX, PRODUITS D'ENTRETIEN
						37.1#	F			
	18.1					37.3#	T	1B		
						23.5	M			
29.3#	18.1	22.8#				24.7	F	2		
26.0#						23.2	T			
						23.4#	M	3		
32.0#		14.1				25.9	F			
26.5	20.7	26.7	26.5			29.3	T	3		
41.9#	40.1#	26.8#	31.2#			45.8	M			
43.4	31.2	28.1	28.0	46.6#		40.7	F	4		
34.0	23.8					31.4	T			
33.9	26.2	22.8				31.8	M	4		
35.7	27.4	23.2				33.0	F	5		
							T			
							M			
41.5	30.5	46.1	31.7			45.0	F			
39.5	37.0	37.5	29.6#		28.9#	42.8	T			
47.3	39.9	49.4	32.2			52.7	M			

TAB.D9

GROSS MONTHLY PAY(CORRECTED)  
OF FULL-TIME EMPLOYEES :  
MEAN(M) AND COEFFICIENT OF  
VARIATION(CV) ACCORDING TO  
ACTIVITY,SEX , QUALIFICATION AND  
LENGTH OF SERVICE IN ENTERPRISE

ACTIVITY	NACE	Q U A L I F I C A T I O N	S E X	LENGTH OF SERVICE IN ENTERPRISE (COMPLETED YEARS)							
				<	2	5	10	>=	(*)	TOT.	
				2	4	9	19	20		ENS.	
CLOTHING	645	1A	M	.	.	3630#	4484#	4398#	.	.	.
			F	.	.	.	.	.	.	.	.
		1B	M	2039#	2704#	2681#	4211#	4354#	2112	2716	
			F	.	.	.	.	.	.	.	
		2	M	2052#	2455#	.	2911#	.	2112	2042#	
			F	1881#	2387	2733	3433#	3884#	.	2996	
		3	M	1815#	1818#	2040#	1969#	2259#	.	1888	
			F	1926	2247	2638	3175#	3593#	.	2773	
		4	M	1594	1698	1890	2028	2092	.	1826	
			F	1225	1333	1550	1618	1793#	.	1408	
		5	M	1392	1498	1706	1858	2020	.	1617	
			F	1209	1380	1641	1828	1755	1465	1489	
		T	M	951	1073	1254	1551	1552	1288	1084	
			F	1002	1132	1354	1685	1703	1329	1187	
FOOTWEAR, LEATHER GOODS	646	1A	M	.	.	.	.	.	.	.	.
			F	.	.	.	.	.	.	.	.
		1B	M	.	3104#	.	3207#	3990	.	3048	
			F	.	.	.	.	2934#	.	2753	
		2	M	1692	1948	2624#	2481	2934#	.	2488	
			F	.	.	2226	.	2252	.	2189	
		3	M	1750#	1886	2209	2429	2251	.	2158	
			F	1730	1649	1990	1987	2263	.	1841	
		4	M	1383#	1123	1156	1305	.	.	1265	
			F	1546	1457	1476	1836	2180	.	1582	
		5	M	1147#	1287	1349#	1560	1975#	.	1309	
			F	789	909	1086	1405#	.	.	860	
		T	M	832	952	1132	1497	1898#	.	925	
			F	.	.	.	.	.	.	.	
FURN. FABRICS, HOUSEHOLD TEXTILES	647	1A	M	1484	1740	2137	2241	2510	2012#	1949	
			F	874	952	1172	1486#	1893#	.	958	
		1B	M	1009	1202	1607	2093	2461	1746#	1328	
			F	.	.	2671#	.	.	.	3332	
		2	M	.	.	2671#	.	.	.	3364	
			F	.	.	.	2351#	3041#	.	2685	
		3	M	.	1935	2133	2310#	3041#	.	2556	
			F	.	.	.	2122	2192	.	2073	
		4	M	1890#	1860	2145	2138	2192	.	2042	
			F	1609	1758	1738	1881	1811	.	1740	
		5	M	1202	1354	1266	.	.	.	1385	
			F	1539	1699	1671	1887	1843	.	1680	
		T	M	1279	1459	1598	1652	.	.	1413	
			F	950	1118	1389	.	.	.	1062	
HOUSEHOLD FITMENTS, APPLIANCES	648/649	1A	M	1181	1336	1556	1587	1584#	.	1310	
			F	.	.	.	.	.	.	.	
		1B	M	1431	1693	1937	2010	2417	.	1756	
			F	1068	1186	1400	1633#	.	.	1218	
		2	M	1335	1561	1773	1970	2388	.	1643	
			F	2859#	3605#	3651#	3831	4879	.	3729	
		3	M	2736#	3605#	3651#	3826	4808	.	3648	
			F	2267	2079	2745	2857	2846	.	2584	
		4	M	2077	1956	2723	2845	2805	.	1693#	
			F	2031	2156	2088	2476	2168	.	2480	
		5	M	1585#	.	.	.	.	.	2228	
			F	1961	1897	2081	2439	2168	.	1386#	
		T	M	1630	1704	1794	1831	1866	.	2113	
			F	1061	1458	1454	1487	1742	.	1727	
4	M	1512	1648	1744	1795	1852	.	1322			
	F	1212	1479	1652	1637	1573	.	1654			
5	M	921	981	1206	1348	.	.	1386			
	F	1077	1292	1540	1597	1585	.	870			
T	M	.	.	.	.	.	.	1232			
	F	.	.	.	.	.	.	.			
T	M	1498	1716	1842	2121	2378	.	1783			
	F	971	1126	1342	1597	1968#	.	1092			
T	M	1306	1539	1847	2069	2347	3672#	1595			
	F	.	.	.	.	.	.	.			

TAB.D9

REMUNERATION MENSUELLE BRUTE  
CORRIGEE DES SALAIRES A TEMPS PLEIN:  
MOYENNE(M) ET COEFFICIENT DE VARIATION  
(CV) SELON L ACTIVITE, LE SEXE , LA  
QUALIFICATION ET L ANCIENNETE DANS  
L ENTREPRISE

CV

ANCIENNETE DANS L ENTREPRISE (ANNEES REVOLUES)							TOG. ENS.	SEXE	QUALIFICATION	NACE	ACTIVITE
< 2	2 - 4	5 - 9	10 - 19	>= 20	(°)						
		32.4#	28.7#	32.7#				M	1A	645	ARTICLES D HABILEMENT
		34.1#	34.7#	33.1#				F	1B		
34.8#	46.2#	35.9#	24.1#		10.9	44.6		M			
						36.8#		F			
33.2#	46.2#		31.4#		10.9	45.2		M			
31.7#	31.1	34.6	78.0#	51.0#		61.7		F	2		
33.2#	25.1#	31.8#	26.7#	29.1#		29.9		M			
32.4	32.3	35.7	78.9#	54.4#		61.6		F			
28.0	19.9	23.3	28.7	27.6		27.6		M	3		
31.4	29.3	23.7	23.2	29.9#		29.9		F			
32.5	27.4	25.6	29.4	28.8		31.5		M	4		
34.3	23.3	23.3	37.2	24.0	10.6	33.6		F			
31.2	28.6	19.1	40.1	23.0	23.5	33.2		M			
33.9	29.4	24.4	39.5	24.4	21.5	36.9		F	5		
								M	T		
40.4	165.1#	41.4	64.9	58.4	50.6#	91.1		F			
35.3	32.3	28.6	39.9	32.0	29.3#	38.8		M			
42.6	134.8	44.2	64.3	58.6	49.9#	85.9		F	1A	646	CHAUSSURES, MAROQUINERIE
			27.5#	15.6		44.7#		M			
	26.4#		28.5#	16.2		45.3		F			
		31.4#		29.9#		28.5		M	1B		
								F			
30.6	28.5	34.5#	34.8	29.9#		33.4		M	2		
		26.8		32.7		33.5		F			
49.5#	31.0	26.8	35.8	32.4		35.6		M			
50.4	29.8	19.6	37.5	24.7		36.7		F	3		
80.4#	26.5	26.1	18.6			58.8		M			
66.1	34.3	35.8	38.5	28.2		48.2		F	4		
74.2#	25.5	22.6#	12.2	35.4#		53.2		M			
35.8	21.9	23.0	21.9#			32.5		F			
49.8	26.0	24.6	17.1	35.3#		43.6		M	5		
								F			
63.8	37.8	33.0	38.4	37.4	38.0#	46.6		M	T		
61.9	26.2	41.7	39.6#	38.0#		51.4		F			
69.4	46.6	47.6	41.5	38.1	43.0#	62.6		M			
		33.4#				41.3		F	1A	647	TISSUS D AMEUBLEMENT
								M			
		33.4#		39.2#		40.4		F	1B		
			28.3#	28.9#		39.8		M			
								F			
	18.1	19.8	28.4#	28.9#		43.6		M	2		
			18.2	22.3		21.0		F			
24.1#	20.3	24.5	17.5	22.3		23.0		M			
21.5	22.1	26.1	23.6	12.4		23.3		F	3		
22.2	18.2	17.8				26.6		M			
23.9	23.4	27.5	23.1	12.9		24.8		F	4		
32.1	25.1	17.8	18.7			28.9		M			
28.4	23.9	19.8				28.3		F			
34.2	27.8	19.0	20.5	38.6#		31.5		M	5		
								F			
35.5	36.2	30.7	34.6	42.7		42.4		M	T		
51.7	25.4	31.5	26.1#			45.3		F			
40.7	37.9	32.1	34.6	44.0		45.2		M			
46.1#	26.0#	38.2#	31.8	36.9		41.9		F	1A	648/649	EQUIPEMENT DU FOYER
								M			
47.9#	26.0#	38.2#	31.3	37.6		43.0		F	1B		
31.6	30.6	34.7	32.4	19.8		33.7		M			
						41.4#		F			
36.0	33.8	35.3	32.6	19.6		36.3		M	2		
28.3	25.5	29.4	32.8	24.9		32.8		F			
34.0#						35.9#		M			
30.2	34.8	29.7	32.7	24.9		36.0		F	3		
23.8	24.0	26.6	23.5	26.0		25.1		M			
39.7	42.4	27.3	17.1	18.2		40.0		F			
30.2	28.9	27.6	23.9	25.4		29.0		M	4		
37.1	31.9	23.1	16.0	15.0		33.4		F			
37.4	24.5	19.1	16.6			33.8		M			
39.8	36.2	25.9	17.3	15.2		37.9		F	5		
								M			
								F			
42.9	35.5	38.3	40.6	57.4		45.6		M	T		
40.2	38.3	28.8	34.6	32.7#		42.2		F			
47.3	40.5	39.7	41.1	56.6	31.1#	49.9		M			

TAB.D9

GROSS MONTHLY PAY(CORRECTED)  
OF FULL-TIME EMPLOYEES :  
MEAN(M) AND COEFFICIENT OF  
VARIATION(CV) ACCORDING TO  
ACTIVITY,SEX , QUALIFICATION AND  
LENGTH OF SERVICE IN ENTERPRISE

ACTIVITY	NACE	Q U A L I F I C A T I O N	S E X	LENGTH OF SERVICE IN ENTERPRISE (COMPLETED YEARS)								
				< 2	2 4	5 9	10 19	>= 20	(*)	TOT. EMS.		
BOOKS, NEWSPRS., STATIONERY, OFFICE SUPPS.	653	1A	M	-	-	3954#	-	3333	-	-	3805	
			F	-	-	3929#	-	3333	-	-	3751	
		1B	M	2203#	2392	3204#	2767	3167#	-	-	-	2745
			F	-	-	-	-	-	-	-	-	-
		2	M	2156#	2202#	3183#	2697	3167#	-	-	-	2660
			F	1975	2283	2479	2598	2461	-	-	-	2362
		3	M	-	-	-	-	-	-	-	-	-
	F		1975	2256	2441	2565	2403	-	-	-	2222#	
	4	M	1433	1308	1622	1811	1855	-	-	-	1437	
		F	1148	1509	1610	1811	1850	-	-	-	1385	
	5	M	925	1090	1341	1735	1771	-	-	-	1012	
		F	1019	1267	1522	1672	1742	-	-	-	1193	
	T	M	1415	-	2307	2253	2378	-	-	-	2190#	
		F	970	1213	1638	1800	1793	-	-	-	1178	
OTHER RETAIL DISTRIBUTION	654/655	1A	M	1208	-	2140	2179	2300	-	-	1812#	
			F	-	-	-	4427#	4885#	-	-	4285	
		1B	M	-	-	2997#	4326#	4755#	-	-	-	4191
			F	-	2746	2662#	2838#	-	-	-	-	2724
		2	M	2302#	2746	2513#	2766	-	-	-	-	1939#
			F	2276	2137	2263	2566	3012#	-	-	-	2607
		3	M	2213	2115	2238	2526	2856	-	-	-	1878
	F		1683	1861	1920	2116	2116	-	-	-	2308	
	4	M	1159#	1106	1659#	-	-	-	-	-	1897	
		F	1555	1620	1862	2118	2078	-	-	-	1265	
	5	M	1524	1574	1763	1833	1703	-	-	-	1750	
		F	1240	1270	1286	1515	-	-	-	-	1606	
	T	M	1401	1460	1618	1790	1732	-	-	-	1266	
		F	-	-	-	-	-	-	-	-	1479	
VARIOUS NON-FOOD PRODUCTS	656	1A	M	1680	1837	2006	2347	2622	-	-	1874	
			F	1236	1202	1565	1982#	1921#	-	-	1318	
		1B	M	1516	1716	1908	2311	2524	-	-	-	1781
			F	-	-	-	-	-	-	-	-	-
		2	M	3126	2935#	3262	3711	4368#	-	-	-	3527
			F	2956	2912#	3221	3644	4047#	-	-	-	2498#
		3	M	1899	2232	2323	2276	2583	-	-	-	3432
	F		1713	1786#	1826#	1918	2694#	-	-	-	2290	
	4	M	1850	2075	2181	2197	2610	-	-	-	1905	
		F	1428	1670	1803	1859	1882	-	-	-	2215	
	5	M	1249	1320	1435	1534	1651	-	-	-	1743	
		F	1349	1525	1629	1730	1828	-	-	-	1412	
	T	M	1077	1341	1547	1669	1609	-	-	-	1605	
		F	904	1063	1284	1486	1439	-	-	-	1361	
RETAIL TRADE	64/653- 656	1A	M	980	1173	1428	1601	1569	-	-	1076	
			F	-	-	-	-	-	-	-	1213	
		1B	M	1346	1621	1939	2256	2448	-	-	-	1855
			F	972	1139	1391	1594	2040	-	-	-	1231
		2	M	1154	1364	1716	2053	2354	-	-	-	1582
			F	3014#	-	3638	3944	4603	-	-	-	4357
		3	M	2994#	-	3567	3799	4534	-	-	-	2850#
	F		2539	2558	2999	3343	3765	2286	-	-	4205	
	4	M	1987#	1742#	1904#	2415	2408	-	-	-	3035	
		F	2442	2421	2881	3251	3487	2142	-	-	2083	
	5	M	1993	2213	2377	2658	2856	-	-	-	2437	
		F	1531	1491	1888	2029	2454	-	-	-	1779	
	T	M	1867	1990	2280	2557	2792	3443#	-	-	2292	
		F	1614	1812#	1835	1954	1960	1555	-	-	1788	
6	M	1138	1289	1467	1602	1754	1231#	-	-	1333		
	F	1437	1624	1705	1857	1815	1487	-	-	1632		
7	M	1156	1343	1602	1728	1702	1416#	-	-	1355		
	F	882	1016	1254	1478	1483	1183	-	-	991		
8	M	989	1144	1433	1649	1662	1242	-	-	1150		
	F	-	-	-	-	-	-	-	-	-		
T	M	1427	1731	1996	2285	2485	-	-	-	1843		
	F	950	1107	1403	1660	1916	1308	-	-	1128		
9	M	1175	1421	1777	2134	2381	-	-	-	1527		
	F	-	-	-	-	-	-	-	-	-		

TAB.D9

REMUNERATION MENSUELLE BRUTE  
CORRIGEE DES SALAIRES A TEMPS PLEIN:  
MOYENNE(M) ET COEFFICIENT DE VARIATION  
(CV) SELON L ACTIVITE, LE SEXE , LA  
QUALIFICATION ET L ANCIENNETE DANS  
L ENTREPRISE

CV

ANCIENNETE DANS L ENTREPRISE (ANNEES REVOLUES)							SEXE	QUALIFICATION	NACE	ACTIVITE
< 2	2 4	5 9	10 19	>= 20	(°)	TOT. ENS.				
-	-	45.7#	-	20.3	-	38.9	M	1A	653	LIVRES, JOURN., PAPIER, EQ. BUREAU
-	-	44.6#	-	20.3	-	39.2	F	1A	653	LIVRES, JOURN., PAPIER, EQ. BUREAU
34.8#	28.1	40.3#	23.4	29.6#	-	37.4	M	1B	653	LIVRES, JOURN., PAPIER, EQ. BUREAU
-	-	40.0#	25.3	29.6#	-	39.4	F	2	653	LIVRES, JOURN., PAPIER, EQ. BUREAU
35.9#	34.5#	21.5	21.8	21.7	-	23.6	M	2	653	LIVRES, JOURN., PAPIER, EQ. BUREAU
24.5	-	-	-	-	-	34.6#	F	2	653	LIVRES, JOURN., PAPIER, EQ. BUREAU
24.5	21.7	28.2	20.9	20.8	-	25.2	M	3	653	LIVRES, JOURN., PAPIER, EQ. BUREAU
30.5	-	23.6	19.9	26.9	-	-	F	3	653	LIVRES, JOURN., PAPIER, EQ. BUREAU
23.6	27.3	25.5	17.7	-	-	27.6	M	3	653	LIVRES, JOURN., PAPIER, EQ. BUREAU
30.9	-	25.2	19.4	25.4	-	-	F	4	653	LIVRES, JOURN., PAPIER, EQ. BUREAU
28.8	30.5	20.5	23.5	25.4	-	32.2	M	4	653	LIVRES, JOURN., PAPIER, EQ. BUREAU
28.7	26.4	20.5	-	-	-	29.8	F	4	653	LIVRES, JOURN., PAPIER, EQ. BUREAU
30.9	33.5	22.2	25.1	25.4	-	35.4	M	4	653	LIVRES, JOURN., PAPIER, EQ. BUREAU
-	-	-	-	-	-	-	F	5	653	LIVRES, JOURN., PAPIER, EQ. BUREAU
-	-	-	-	-	-	-	M	5	653	LIVRES, JOURN., PAPIER, EQ. BUREAU
40.2	-	47.7	31.8	36.4	-	306.5#	F	T	653	LIVRES, JOURN., PAPIER, EQ. BUREAU
29.7	30.9	40.0	24.3	18.5	-	39.5	M	T	653	LIVRES, JOURN., PAPIER, EQ. BUREAU
42.3	-	49.0	32.1	36.4	-	284.7#	F	T	653	LIVRES, JOURN., PAPIER, EQ. BUREAU
-	-	-	39.6#	30.4#	-	37.3	M	1A	654/655	AUTRES COMMERCE DE DETAIL
-	-	33.4#	39.4#	36.1#	-	38.3	F	1A	654/655	AUTRES COMMERCE DE DETAIL
-	26.1	33.0#	34.8#	-	-	30.6	M	1B	654/655	AUTRES COMMERCE DE DETAIL
-	-	-	-	-	-	31.0#	F	1B	654/655	AUTRES COMMERCE DE DETAIL
26.5#	26.1	35.5#	34.8	-	-	32.6	M	2	654/655	AUTRES COMMERCE DE DETAIL
26.0	29.7	36.6	28.0	25.8#	-	31.5	F	2	654/655	AUTRES COMMERCE DE DETAIL
-	-	-	-	-	-	22.6	M	3	654/655	AUTRES COMMERCE DE DETAIL
27.6	29.5	36.6	28.0	26.6	-	31.6	F	3	654/655	AUTRES COMMERCE DE DETAIL
27.9	21.7	23.3	31.8	29.3	-	27.3	M	3	654/655	AUTRES COMMERCE DE DETAIL
43.6#	29.3	47.0#	-	-	-	44.8	F	4	654/655	AUTRES COMMERCE DE DETAIL
34.0	32.0	29.4	32.0	29.6	-	33.9	M	4	654/655	AUTRES COMMERCE DE DETAIL
40.6	27.9	34.1	16.9	17.3	-	34.5	F	4	654/655	AUTRES COMMERCE DE DETAIL
37.9	37.5	20.9	16.8	-	-	36.3	M	5	654/655	AUTRES COMMERCE DE DETAIL
41.2	32.6	35.0	18.0	21.2	-	36.9	F	5	654/655	AUTRES COMMERCE DE DETAIL
-	-	-	-	-	-	-	M	T	654/655	AUTRES COMMERCE DE DETAIL
-	-	-	-	-	-	-	F	T	654/655	AUTRES COMMERCE DE DETAIL
43.8	39.6	33.9	43.9	51.0	-	44.6	M	1A	656	PRODUITS DIVERS NON ALIMENT.
38.3	35.4	48.4	35.0#	24.6#	-	42.3	F	1A	656	PRODUITS DIVERS NON ALIMENT.
45.2	44.3	37.8	43.6	50.6	-	47.8	M	1A	656	PRODUITS DIVERS NON ALIMENT.
-	-	-	-	-	-	-	F	1A	656	PRODUITS DIVERS NON ALIMENT.
24.2	46.7#	36.3	34.4	36.3#	-	38.4	M	1B	656	PRODUITS DIVERS NON ALIMENT.
-	-	-	-	-	-	22.4#	F	1B	656	PRODUITS DIVERS NON ALIMENT.
27.8	45.7#	36.8	34.8	38.8#	-	38.9	M	2	656	PRODUITS DIVERS NON ALIMENT.
16.6	19.7	25.7	20.7	23.8	-	24.0	F	2	656	PRODUITS DIVERS NON ALIMENT.
12.2	26.6#	25.3#	22.0	25.6#	-	29.8	M	3	656	PRODUITS DIVERS NON ALIMENT.
16.3	24.1	27.7	22.0	24.4	-	26.2	F	3	656	PRODUITS DIVERS NON ALIMENT.
18.3	19.4	21.4	16.8	17.1	-	20.8	M	3	656	PRODUITS DIVERS NON ALIMENT.
29.0	21.3	16.6	12.6	15.6	-	20.4	F	3	656	PRODUITS DIVERS NON ALIMENT.
23.9	23.3	22.9	18.2	17.7	-	23.1	M	4	656	PRODUITS DIVERS NON ALIMENT.
32.4	26.2	17.9	20.2	25.3	-	29.8	F	4	656	PRODUITS DIVERS NON ALIMENT.
34.5	22.1	14.3	30.1	11.7	-	31.0	M	4	656	PRODUITS DIVERS NON ALIMENT.
34.7	27.1	19.1	24.5	23.8	-	32.7	F	4	656	PRODUITS DIVERS NON ALIMENT.
-	-	-	-	-	-	-	M	5	656	PRODUITS DIVERS NON ALIMENT.
-	-	-	-	-	-	-	F	5	656	PRODUITS DIVERS NON ALIMENT.
-	-	-	-	-	-	-	M	T	656	PRODUITS DIVERS NON ALIMENT.
-	-	-	-	-	-	-	F	T	656	PRODUITS DIVERS NON ALIMENT.
52.6	43.3	40.4	44.9	53.9	-	51.8	M	1A	64/653-656	COMMERCE DE DETAIL
37.6	28.2	21.6	26.0	36.5	-	37.2	F	1A	64/653-656	COMMERCE DE DETAIL
51.0	42.8	40.1	45.1	52.0	-	53.0	M	1A	64/653-656	COMMERCE DE DETAIL
51.0#	-	43.2	35.0	38.6	-	122.4	F	1A	64/653-656	COMMERCE DE DETAIL
-	-	-	-	-	-	51.9#	M	1B	64/653-656	COMMERCE DE DETAIL
51.7#	-	45.0	37.6	39.2	-	121.2	F	1B	64/653-656	COMMERCE DE DETAIL
35.1	42.6	36.7	35.1	40.8	14.5	40.6	M	2	64/653-656	COMMERCE DE DETAIL
43.3#	34.7#	35.5#	30.4	26.3	-	36.7	F	2	64/653-656	COMMERCE DE DETAIL
37.3	44.1	38.8	38.1	43.1	26.4	42.2	M	2	64/653-656	COMMERCE DE DETAIL
25.5	25.9	30.2	47.3	40.6	-	39.6	F	2	64/653-656	COMMERCE DE DETAIL
35.5	29.1	29.7	22.1	26.9	-	34.1	M	3	64/653-656	COMMERCE DE DETAIL
29.8	31.7	31.5	46.4	39.6	32.8#	41.0	F	3	64/653-656	COMMERCE DE DETAIL
28.8	200.6#	23.9	26.1	25.9	18.4	108.3	M	3	64/653-656	COMMERCE DE DETAIL
38.4	30.6	25.4	20.5	22.3	23.7#	33.0	F	3	64/653-656	COMMERCE DE DETAIL
35.8	179.4	26.5	26.5	25.7	21.3	98.4	M	4	64/653-656	COMMERCE DE DETAIL
40.8	31.9	21.8	23.1	23.5	41.0#	35.8	F	4	64/653-656	COMMERCE DE DETAIL
35.2	26.5	19.2	33.3	20.5	22.7	34.1	M	4	64/653-656	COMMERCE DE DETAIL
40.9	32.9	24.3	27.1	23.7	31.2	38.8	F	4	64/653-656	COMMERCE DE DETAIL
-	-	-	-	-	-	-	M	5	64/653-656	COMMERCE DE DETAIL
-	-	-	-	-	-	-	F	5	64/653-656	COMMERCE DE DETAIL
-	-	-	-	-	-	-	M	T	64/653-656	COMMERCE DE DETAIL
-	-	-	-	-	-	-	F	T	64/653-656	COMMERCE DE DETAIL
46.2	146.5	40.0	46.2	52.8	-	93.5	M	T	64/653-656	COMMERCE DE DETAIL
42.4	32.0	32.0	32.7	33.5	35.8	42.3	F	T	64/653-656	COMMERCE DE DETAIL
50.2	129.8	42.1	46.5	52.0	-	89.8	M	T	64/653-656	COMMERCE DE DETAIL

TAB.D10

INDEX OF MEAN GROSS MONTHLY PAY (CORRECTED) OF FULL-TIME EMPLOYEES ACCORDING TO ACTIVITY, SEX, QUALIFICATION AND LENGTH OF SERVICE (PAY OF ALL FULL-TIME EES.=100)

INDICE DE LA REMUNERATION MENSUELLE BRUTE CORRIGEE MOYENNE DES SALAIRES A TEMPS PLEIN SELON L ACTIVITE, LE SEXE, LA QUALIFICATION ET L ANCIENNETE (REM. DE L ENS. DES SAL. A TEMPS PLEIN = 100)

ACTIVITY	NACE	QUALIFICATION	SEX	LENGTH OF SERVICE IN ENTERPRISE (COMPLETED YEARS)						
				< 2	2 - 4	5 - 9	10 - 19	>= 20	(°)	106. ENS.
AGRIC. PRIMARY PROD. LIVE-STOCK, TEXT.	611	1A	M	-	101.8#	108.1#	-	113.3#	-	100.0
			F	-	-	-	-	-	-	100.0
			T	-	101.7#	108.0#	-	113.5#	-	100.0
			M	80.2#	79.3	98.2	119.1	113.0	-	100.0
			F	-	-	-	-	-	-	100.0#
			T	79.2#	79.4	99.4	119.5	114.4	-	100.0
			M	101.3	97.4	94.2	107.3	101.5	-	100.0
			F	-	-	-	-	-	-	100.0#
			T	100.8	97.1	94.3	107.1	102.5	-	100.0
			M	96.1	98.6	102.4	100.0	105.4	-	100.0
			F	86.0	93.7	129.6	-	-	-	100.0
			T	93.6	95.0	104.6	103.7	109.1	-	100.0
			M	94.4	102.2	104.6	102.2	103.7	-	100.0
			F	92.9	108.2	112.8#	-	-	-	100.0
			T	91.3	100.9	107.5	107.6	108.9	-	100.0
			M	87.7	103.8	106.0	112.7	111.7	-	100.0
			F	92.1	101.1	-	-	-	-	100.0
			T	88.4	102.1	107.6	118.2	115.9	89.5#	100.0
			M	86.7	96.2	100.9	108.0	126.1	-	100.0
			F	87.6	102.8	120.5	148.3#	-	-	100.0
T	84.1	94.3	103.7	113.2	132.0	89.3#	100.0			
M	-	89.5#	-	-	96.4#	-	100.0#			
F	-	-	-	-	-	-	100.0#			
T	-	89.9#	-	-	96.8#	-	100.0#			
M	79.8	94.2	105.7	104.5	116.4	-	100.0			
F	-	-	-	-	-	-	100.0#			
T	77.3#	91.1	108.6	107.4	118.0	-	100.0			
M	102.9	93.6	99.8	100.1	104.6	-	100.0			
F	94.7#	84.9	101.3	114.8	121.7#	-	100.0			
T	100.3	92.2	101.1	101.4	106.4	-	100.0			
M	91.4	93.7	101.2	112.1	114.3	-	100.0			
F	89.8	97.6	118.5	123.7	136.0#	-	100.0			
T	88.9	93.6	104.4	116.5	119.6	-	100.0			
M	88.8	99.1	104.8	115.1	109.9	-	100.0			
F	94.3	99.4	129.6	152.8#	-	-	100.0			
T	86.2	98.5	111.7	124.0	118.9	83.2#	100.0			
M	92.0	99.8	112.3	105.4	99.6	-	100.0			
F	-	-	-	-	-	-	100.0#			
T	92.4	99.2	111.8	105.8	100.0	-	100.0			
M	87.0	90.0	103.4	112.9	124.5	-	100.0			
F	89.0	95.3	121.8	143.3	158.2	-	100.0			
T	83.6	89.3	107.7	119.0	131.2	-	100.0			
M	-	-	102.2#	104.9#	106.5	-	100.0			
F	-	68.9#	102.3#	105.0#	106.1	-	100.0			
T	88.3	87.2	88.8	112.6	112.3#	-	100.0			
M	-	-	-	-	-	-	100.0#			
F	88.0	83.9	90.4	113.4	113.5#	-	100.0			
T	90.3	98.1	97.1	107.3	107.2	-	100.0			
M	-	-	-	-	-	-	100.0#			
F	88.5	97.7	97.4	108.9	108.2	-	100.0			
T	91.9	96.4	103.5	107.6	105.8	-	100.0			
M	79.7	91.0	115.0	-	-	-	100.0			
F	88.8	95.6	104.5	110.5	110.7	-	100.0			
T	87.1	102.4	107.0	108.4	106.2	-	100.0			
M	91.6	105.8	138.1	-	-	-	100.0			
F	84.3	102.6	110.7	113.2	110.7	-	100.0			
T	90.9	106.0#	103.9	109.8	-	-	100.0			
M	-	-	-	-	-	-	100.0#			
F	90.8	104.5#	105.1	111.0	-	-	100.0			
T	81.4	93.3	101.7	115.7	124.8	-	100.0			
M	82.7	96.0	123.6	172.3#	218.7#	-	100.0			
F	78.9	93.0	103.8	119.7	129.7	-	100.0			
T	87.2#	90.7#	101.8#	103.7#	111.0#	-	100.0			
M	-	-	-	-	-	-	100.0#			
F	88.1#	91.6#	101.6#	101.3#	111.0#	-	100.0			
T	86.6	88.4	101.5	110.0	119.2	-	100.0			
M	-	92.4#	-	-	-	-	100.0#			
F	85.6	88.0	101.6	111.1	121.0	-	100.0			
T	91.7	100.4	97.9	104.7	109.5	-	100.0			
M	95.8#	94.8#	98.3	123.2#	-	-	100.0			
F	90.9	99.4	98.0	106.3	111.9	-	100.0			
T	89.0	98.9	103.1	109.2	111.2	-	100.0			
M	92.4	99.1	107.1#	132.1	146.9#	-	100.0			
F	87.7	98.5	104.9	111.8	114.2	-	100.0			
T	86.8	103.5	110.8	114.7	113.9	-	100.0			
M	90.8	106.4	126.4	134.2#	-	-	100.0			
F	86.1	103.2	115.2	119.6	120.2	-	100.0			
T	87.9	104.6	112.5	106.6	-	-	100.0			
M	-	-	-	-	-	-	100.0#			
F	87.5	105.0	112.9	107.0	-	-	100.0			
T	82.9	96.5	104.8	114.8	125.6	-	100.0			
M	86.9	98.2	128.1#	146.2	172.1#	-	100.0			
F	81.3	95.8	108.0	118.7	130.5	-	100.0			



INDEX OF MEAN GROSS MONTHLY PAY (CORRECTED) OF FULL-TIME FEMALE EMPLOYEES ACCORDING TO ACTIVITY, QUALIFICATION AND LENGTH OF SERVICE (PAY OF FULL-TIME MALE EES.=100)

INDICE DE LA REMUNERATION MENSUELLE BRUTE CORRIGEE MOYENNE DES SALAIRES FEMININS A TEMPS PLEIN SELON L ACTIVITE, LA QUALIFICATION ET L ANCIENNETE (REM. DES SAL. MASC. A TEMPS PLEIN = 100)

ANCIENNETE DANS L ENTREPRISE (ANNEES REVOLUES)						TOG. ENS.	S E X E	O U A L I F I C A T I O N	M A C E	A C T I V I T E
< 2	2 - 4	5 - 9	10 - 19	>= 20	(*)					
-	100.0#	100.0#	-	100.0#	-	100.0	M	1A	611	MAT. PREM. AGR., ANIMAUX, TEXTILES
100.0#	100.0	100.0	100.0	100.0	-	100.0	F	1B		
100.0	100.0	100.0	100.0	100.0	-	100.0	M	2		
100.0	100.0	100.0	100.0	100.0	-	68.0#	F			
100.0	100.0	100.0	100.0	100.0	-	100.0	M	3		
57.5	61.1	81.3	-	-	-	64.2	F			
100.0	100.0	100.0	100.0	100.0	-	100.0	M	4		
60.1	64.6	65.8#	-	-	-	61.1	F			
100.0	100.0	100.0	100.0	100.0	-	100.0	M	5		
81.2	75.4	-	-	-	-	77.3	F			
100.0	100.0	100.0	100.0	100.0	100.0#	100.0	M	T		
56.2	59.5	66.4	76.4#	-	-	55.6	F			
-	100.0#	-	-	100.0#	-	100.0#	M	1A	612	COMBUSTIBLES, MINERAIS, PR. CHIMIQUES
100.0	100.0	100.0	100.0	100.0	-	100.0	M	1B		
-	-	-	-	-	-	49.3#	F			
100.0	100.0	100.0	100.0	100.0	-	100.0	M	2		
64.3#	63.4	71.0	80.1	81.3#	-	69.9	F			
100.0	100.0	100.0	100.0	100.0	-	100.0	M	3		
71.0	75.3	84.6	79.8	86.1#	-	72.3	F			
100.0	100.0	100.0	100.0	100.0	-	100.0	M	4		
72.2	68.2	84.1	90.2#	-	-	68.0	F			
100.0	100.0	100.0	100.0	100.0	-	100.0	M	5		
-	-	-	-	-	-	-	F			
100.0	100.0	100.0	100.0	100.0	-	100.0	M	T		
60.4	62.5	69.6	75.0	75.0	-	59.1	F			
-	-	100.0#	100.0#	100.0	-	100.0	M	1A	613	BOIS, MATERIAUX DE CONSTR.
100.0	100.0	100.0	100.0	100.0#	-	100.0	M	1B		
-	-	-	-	-	-	-	F			
100.0	100.0	100.0	100.0	100.0	-	100.0	M	2		
-	-	-	-	-	-	72.2#	F			
100.0	100.0	100.0	100.0	100.0	-	100.0	M	3		
58.4	63.6	74.8	-	-	-	67.4	F			
100.0	100.0	100.0	100.0	100.0	-	100.0	M	4		
66.7	65.5	81.8	-	-	-	63.4	F			
100.0	100.0#	100.0	100.0	-	-	100.0	M	5		
-	-	-	-	-	-	-	F			
100.0	100.0	100.0	100.0	100.0	-	100.0	M	T		
62.1	62.9	74.3	91.1#	107.7#	-	61.2	F			
100.0#	100.0#	100.0#	100.0#	100.0#	-	100.0	M	1A	614	MACHINES, VEHICULES
100.0	100.0	100.0	100.0	100.0	-	100.0	M	1B		
-	69.6#	-	-	-	-	66.6#	F			
100.0	100.0	100.0	100.0	100.0	-	100.0	M	2		
73.5#	66.5#	70.8	82.8#	-	-	70.4	F			
100.0	100.0	100.0	100.0	100.0	-	100.0	M	3		
76.5	75.7	78.5#	91.5	99.8#	-	75.6	F			
100.0	100.0	100.0	100.0	100.0	-	100.0	M	4		
77.1	75.8	84.0	86.3#	-	-	73.7	F			
100.0	100.0	100.0	100.0	-	-	100.0	M	5		
-	-	-	-	-	-	-	F			
100.0	100.0	100.0	100.0	100.0	-	100.0	M	T		
69.2	67.2	81.3#	84.1	90.4#	-	66.0	F			

TAB.D10

INDEX OF MEAN GROSS MONTHLY PAY (CORRECTED) OF FULL-TIME EMPLOYEES ACCORDING TO ACTIVITY, SEX, QUALIFICATION AND LENGTH OF SERVICE (PAY OF ALL FULL-TIME EES.=100)

INDICE DE LA REMUNERATION MENSUELLE BRUTE CORRIGEE MOYENNE DES SALAIRES A TEMPS PLEIN SELON L ACTIVITE, LE SEXE, LA QUALIFICATION ET L ANCIENNETE (REM. DE L ENS. DES SAL. A TEMPS PLEIN = 100)

ACTIVITY	NACE	O U A L I F I C A T I O N	S E X	LENGTH OF SERVICE IN ENTERPRISE (COMPLETED YEARS)							
				< 2	2 - 4	5 - 9	10 - 19	>= 20	(*)	106. ENS.	
FURNITURE, HSEHD. GOODS, HARDWARE	615	1A	M	83.4#	75.3#	106.0#	109.7#	107.3#		100.0	
			F	-	-	-	-	-	-	-	
		1B	M	83.7#	75.5#	106.3#	108.1#	107.7#		100.0	
			F	85.9	93.1#	100.5	107.6	113.5		100.0	
		2	M	85.1	93.2#	99.1	109.5	114.5		100.0	
			F	79.9	100.3	116.9	100.5	102.8		100.0	
		3	M	86.6	100.8	119.6				100.0	
			F	78.1	99.2	117.3	105.2	107.1		100.0	
		4	M	89.8	99.8	102.9	107.7	107.9		100.0	
			F	84.4	106.0	104.7	130.4#			100.0	
	5	M	87.9	99.2	103.6	110.9	110.9		100.0		
		F	86.7	101.8	105.9	116.8	107.6		100.0		
	TEXTILES, CLOTHING, FOOTWR., LEATHERWARE	616	1A	M	91.6	104.3	119.0	136.5			100.0
				F	84.7	102.2	110.9	124.8	116.2		100.0
			1B	M	96.9	97.7	105.9	111.5			100.0
				F	104.3#						100.0#
			2	M	96.6	97.4	107.9	113.6			100.0
				F	79.9	95.1	108.8	113.9	125.2		100.0
			3	M	85.8	105.0	118.3	147.8#			100.0
				F	77.6	95.0	111.4	120.3	132.0		100.0
4			M	-	-	114.7#	104.6#	101.8#		100.0	
			F	-	-	-	-	-		-	
5	M	86.1	87.9	94.2	115.1	115.4		100.0			
	F	75.1#	90.3	99.6	120.9	121.1		100.0			
FOOD, DRINK, TOBACCO	617	1A	M	89.5	101.0	96.3	105.4	109.7		100.0	
			F	95.2	94.4					100.0	
		1B	M	88.9	98.1	98.5	107.3	112.0		100.0	
			F	90.0	101.7	98.8	106.5	108.5		100.0	
		2	M	91.4	97.8	105.2	120.7			100.0	
			F	87.0	99.4	101.0	112.3	116.8		100.0	
		3	M	87.3	99.2	105.9	110.7	109.8		100.0	
			F	91.8	97.7	112.3	130.7			100.0	
		4	M	86.5	95.7	109.3	121.0	122.6		100.0	
			F	87.2	96.9	114.6	123.8	117.8		100.0	
5	M	94.3	105.9					100.0			
	F	86.9	99.3	119.2	130.8	124.2		100.0			
TOBACCO PRODUCTS	617.6	1A	M	79.8	94.6	102.4	113.3	123.1		100.0	
			F	90.8	96.5	116.3	123.2	160.1		100.0	
		1B	M	77.6	92.1	106.9	121.9	135.7		100.0	
			F	74.7#	90.5#	86.5#	105.4#	91.3#		100.0	
		2	M	75.0#	90.9#	86.5#	105.9#	90.7#		100.0	
			F	88.7	95.9	96.7#	105.6	114.5#		100.0	
		3	M	89.5	93.8	96.9#	106.0	116.3#		100.0	
			F	91.4	99.6	100.6	103.4	105.7		100.0	
		4	M	81.1#						100.0#	
			F	88.3	100.2	100.9	104.9	107.7		100.0	
5	M	87.7	95.0	103.6	107.0	124.5#		100.0			
	F	89.1	98.8	116.9				100.0			
T	M	85.1	94.9	106.1	111.8	130.3#	101.1#	100.0			
	F	90.9	101.8	109.1	109.4	111.1	85.7#	100.0			
T	M	91.7	104.8	128.0				100.0			
	F	89.3	101.5	113.2	113.3	118.2	101.9#	100.0			
T	M	89.8	100.6	123.4	116.1	121.3		100.0			
	F	91.2	108.5#					100.0			
T	M	89.5	101.1	125.6	118.8	123.3		100.0			
	F	80.6	96.2	104.6	117.6	132.2		100.0			
T	M	88.5	102.0	126.4	120.2#	171.0#		100.0			
	F	79.4	96.0	107.9	122.7	139.1		100.0			

INDEX OF MEAN GROSS  
MONTHLY PAY (CORRECTED)  
OF FULL-TIME FEMALE EMPLOYEES  
ACCORDING TO ACTIVITY,  
QUALIFICATION AND LENGTH OF SERVICE  
(PAY OF FULL-TIME MALE EES.=100)

INDICE DE LA REMUNERATION  
MENSUELLE BRUTE CORRIGEE  
MOYENNE DES SALAIRES FEMININS  
A TEMPS PLEIN SELON L'ACTIVITE,  
LA QUALIFICATION ET L'ANCIENNETE  
(REM. DES SAL. MASC. A TEMPS PLEIN = 100)

ANCIENNETE DANS L'ENTREPRISE (ANNEES REVOLUES)						TOG. ENS.	SEXE	QUALIFICATION	NACE	ACTIVITE
< 2	2 - 4	5 - 9	10 - 19	>= 20	(*)					
100.0#	100.0#	100.0#	100.0#	100.0#	-	100.0	M	1A	615	MEUBLES, ART. MENAGERS QUINCAILLERIE
-	-	-	-	-	-	100.0	F	1B		
100.0	100.0#	100.0	100.0	100.0	-	100.0	M	2		
60.0	55.6	56.6	100.0	100.0	-	55.3	F	3		
100.0	100.0	100.0	100.0	100.0	-	100.0	M	4		
67.3	76.0	72.9	86.7#	100.0	-	71.6	F	5		
100.0	100.0	100.0	100.0	100.0	-	100.0	M	7		
72.9	70.7	77.6	80.7	100.0	-	68.0	F	1A	616	
100.0	100.0	100.0	100.0	100.0	-	100.0	M	1B		
75.8#	-	-	-	-	-	70.4#	F	2		
100.0	100.0	100.0	100.0	100.0	-	100.0	M	3		
62.8	64.5	63.5	75.8#	65.8	-	58.4	F	4		
-	-	100.0#	100.0#	100.0#	-	100.0	M	5		
100.0	100.0	100.0	100.0	100.0	-	100.0	M	7		
-	-	-	-	-	-	52.9#	F	1A	617	TEXTILE, HABILLEMENT, CHAUSSURES
100.0	100.0	100.0	100.0	100.0	-	100.0	M	1B		
100.0	100.0	100.0	100.0	100.0	-	100.0	M	2		
77.3	68.0	-	-	-	-	72.7	F	3		
100.0	100.0	100.0	100.0	100.0	-	100.0	M	4		
69.7	66.1	73.0	77.8	-	-	68.6	F	5		
100.0	100.0	100.0	100.0	100.0	-	100.0	M	7		
74.2	69.5	74.8	83.3	100.0	-	70.6	F	1A	617	
100.0	100.0	100.0	100.0	100.0	-	100.0	M	1B		
81.3	82.2	-	-	-	-	75.3	F	2		
100.0	100.0	100.0	100.0	100.0	-	100.0	M	3		
65.2	58.4	65.0	62.3	74.5	-	57.3	F	4		
100.0#	100.0#	100.0#	100.0#	100.0#	-	100.0	M	5		
-	-	-	-	-	-	100.0	M	7		
100.0	100.0	100.0#	100.0	100.0#	-	100.0	M	1A	617.6	PRODUITS ALIM., BOISSONS, TABAC
100.0	100.0	100.0	100.0	100.0#	-	100.0	M	1B		
100.0	100.0	100.0	100.0	100.0	-	100.0	M	2		
56.4#	-	-	-	-	-	63.6#	F	3		
100.0	100.0	100.0	100.0	100.0#	-	100.0	M	4		
69.3	70.9	77.0	-	-	-	68.2	F	5		
100.0	100.0	100.0	100.0	100.0	100.0#	100.0	M	7		
69.1	70.5	80.4	-	-	-	68.5	F	1A	617.6	
100.0	100.0	100.0	100.0	100.0	-	100.0	M	1B		
81.9	86.9#	-	-	-	-	80.7	F	2		
100.0	100.0	100.0	100.0	100.0	-	100.0	M	3		
66.7	64.5	73.5	62.1#	78.7#	-	60.8	F	4		
-	-	-	-	-	-	-	M	5		
-	-	-	-	-	-	-	M	7		
-	-	-	-	-	-	-	M	1A	617.6	
-	-	-	-	-	-	-	M	1B		
-	-	-	-	-	-	-	M	2		
-	-	-	-	-	-	-	M	3		
-	-	-	-	-	-	-	M	4		
-	-	-	-	-	-	-	M	5		
-	-	-	-	-	-	-	M	7		

TAB.D10

INDEX OF MEAN GROSS  
MONTHLY PAY (CORRECTED)  
OF FULL-TIME EMPLOYEES  
ACCORDING TO ACTIVITY, SEX,  
QUALIFICATION AND LENGTH OF SERVICE  
(PAY OF ALL FULL-TIME EES.=100)

INDICE DE LA REMUNERATION  
MENSUELLE BRUTE CORRIGEE  
MOYENNE DES SALAIRES  
A TEMPS PLEIN SELON L ACTIVITE, LE SEXE,  
LA QUALIFICATION ET L ANCIENNETE  
(REM. DE L ENS. DES SAL. A TEMPS PLEIN = 100)

ACTIVITY	NACE	Q U A L I F I C A T I O N	S E X	LENGTH OF SERVICE IN ENTERPRISE (COMPLETED YEARS)						
				< 2	2 - 4	5 - 9	10 - 19	>= 20	(*)	100. ENS.
				PHARMACEUTICAL, MEDICAL GDS., CLEANING MAT.	618	1A	M	73.7#	88.1#	104.9
			F	72.9#	82.8#	106.5	112.1#	115.7#	-	100.0
		1B	M	92.6	95.3	101.1	106.9	104.7	-	100.0
			F	-	83.0#	86.4	110.6	-	-	100.0
		2	M	93.2	95.9	99.2	106.8	106.1	-	100.0
			F	84.0	97.4	109.0	113.1	120.7	-	100.0
			T	85.1	117.0	123.3	117.5#	-	-	100.0
		3	M	80.5	100.6	110.6	115.9	124.2	-	100.0
			F	90.8	97.7	108.2	106.2	106.3	-	100.0
			T	93.8	106.4	99.7	122.7	-	-	100.0
		4	M	87.9	99.4	109.7	112.4	113.7	-	100.0
			F	85.2	100.8	108.0	112.8	125.6	-	100.0
			T	93.9	102.0	114.1	131.1	-	-	100.0
		5	M	86.0	100.7	114.5	124.0	140.4	-	100.0
			F	88.0	100.0	111.5	107.8	-	-	100.0
			T	88.0	107.0	-	-	-	-	100.0
			F	84.5	101.7	117.8	118.9	-	-	100.0
		T	M	83.0	94.1	105.6	117.8	125.7	-	100.0
			F	90.4	101.5	112.1	138.7	158.5	-	100.0
			T	79.2	95.9	109.5	126.7	136.6	-	100.0
PHARMACEUTICALS	618.1	1A	M	-	-	-	-	-	-	-
			F	-	-	-	-	-	-	-
		1B	M	-	-	-	-	-	-	-
			F	-	-	-	-	-	-	-
		2	M	-	-	-	-	-	-	-
			F	-	-	-	-	-	-	-
		3	M	-	-	-	-	-	-	-
			F	-	-	-	-	-	-	-
		4	M	-	-	-	-	-	-	-
			F	-	-	-	-	-	-	-
		5	M	-	-	-	-	-	-	-
			F	-	-	-	-	-	-	-
		T	M	-	-	-	-	-	-	-
			F	-	-	-	-	-	-	-
OTHER WHOLESALE DISTRIBUTION	619	1A	M	-	-	88.0#	102.9#	115.0#	-	100.0
			F	-	-	-	-	-	-	-
		1B	M	82.3	86.2	87.7#	103.1#	118.3#	-	100.0
			F	59.9#	91.5#	97.8	117.9	118.1	-	100.0
		2	M	76.7	86.4	100.2	120.3	121.5	-	100.0
			F	80.7	96.2	105.1	110.7	116.4	-	100.0
			T	87.3#	101.4	-	146.6#	-	-	100.0
		3	M	77.5	97.0	109.4	114.7	120.4	-	100.0
			F	86.4	100.9	102.6	108.3	111.8	-	100.0
			T	92.3	99.8	115.9	132.2	-	-	100.0
		4	M	83.9	100.8	106.0	113.2	117.1	-	100.0
			F	93.0#	98.0	104.8	113.3	116.5	-	100.0
			T	91.7	102.7	123.4	130.5	-	-	100.0
		5	M	90.0#	99.2	111.4	121.9	126.9	-	100.0
			F	86.6	107.4	113.7	133.8	119.3	-	100.0
			T	86.2#	115.1#	-	-	-	-	100.0
			F	86.4	107.8	114.9	135.7	122.9	-	100.0
		T	M	77.3	99.0	102.9	119.9	129.6	-	100.0
			F	89.1	101.0	119.6	141.0	174.2#	-	100.0
			T	75.4	99.1	108.0	127.9	139.8	-	100.0
PAPER, BOOKS, STATIONERY, NEWSPAPERS	619.1/2	1A	M	-	-	-	-	-	-	-
			F	-	-	-	-	-	-	-
		1B	M	-	-	-	-	-	-	-
			F	-	-	-	-	-	-	-
		2	M	-	-	-	-	-	-	-
			F	-	-	-	-	-	-	-
		3	M	-	-	-	-	-	-	-
			F	-	-	-	-	-	-	-
		4	M	-	-	-	-	-	-	-
			F	-	-	-	-	-	-	-
		5	M	-	-	-	-	-	-	-
			F	-	-	-	-	-	-	-
		T	M	-	-	-	-	-	-	-
			F	-	-	-	-	-	-	-

TAB.D10

INDEX OF MEAN GROSS  
MONTHLY PAY (CORRECTED)  
OF FULL-TIME FEMALE EMPLOYEES  
ACCORDING TO ACTIVITY,  
QUALIFICATION AND LENGTH OF SERVICE  
(PAY OF FULL-TIME MALE EES.=100)

INDICE DE LA REMUNERATION  
MENSUELLE BRUTE CORRIGEE  
MOYENNE DES SALAIRES FEMININS  
A TEMPS PLEIN SELON L'ACTIVITE,  
LA QUALIFICATION ET L'ANCIENNETE  
(REM. DES SAL. MASC. A TEMPS PLEIN = 100)

ANCIENNETE DANS L'ENTREPRISE (ANNEES REVOLUES)						TOG. EMS.	SEX E	O V A L I F I C A T I O N	NACE	ACTIVITE
< 2	2 4	5 9	10 19	>= 20 20	(*)					
100.0#	100.0#	100.0	100.0#	100.0#	-	100.0	M	1A	618	PR. PHARM., MEDICAUX, D'ENTRETIEN
-	-	-	-	-	-	-	F	1B		
100.0	100.0	100.0	100.0	100.0	-	100.0	M	2		
70.2	83.3	78.4	72.0#	-	-	60.4	F	3		
100.0	100.0	100.0	100.0	100.0	-	100.0	M	4		
74.4	78.4	66.4	83.2	-	-	72.0	F	5		
100.0	100.0	100.0	100.0	100.0	-	100.0	M	T		
80.9	74.3	77.6	85.3	-	-	73.4	F	1A	618.1	PRODUITS PHARM.
100.0	100.0	100.0	100.0	100.0	-	100.0	M	1B		
74.3	79.4	-	-	-	-	74.2	F	2		
100.0	100.0	100.0	100.0	100.0	-	100.0	M	3		
64.7	64.0	63.0	69.9	74.8	-	59.4	F	4		
-	-	-	-	-	-	-	M	5		
-	-	-	-	-	-	-	F	T		
-	-	-	-	-	-	-	M	1A	619	AUTRES COMMERCES DE GROS
-	-	100.0#	100.0#	100.0#	-	100.0	M	1B		
100.0	100.0	100.0	100.0	100.0	-	100.0	M	2		
45.1#	65.8#	-	-	-	-	62.0#	F	3		
100.0	100.0	100.0	100.0	100.0	-	100.0	M	4		
67.4#	65.7	-	82.5#	-	-	62.3	F	5		
100.0	100.0	100.0	100.0	100.0	-	100.0	M	T		
76.1	70.3	80.4	86.9	-	-	71.2	F	1A	618.1/2	PAPIER, LIVRES, JOURNEAUX
100.0#	100.0	100.0	100.0	100.0	-	100.0	M	1B		
70.8	75.2	84.4	82.6	-	-	71.8	F	2		
100.0	100.0	100.0	100.0	100.0	-	100.0	M	3		
78.3#	84.3#	-	-	-	-	78.6	F	4		
100.0	100.0	100.0	100.0	100.0	-	100.0	M	5		
68.1	60.2	68.6	68.4	78.3#	-	59.0	F	T		
-	-	-	-	-	-	-	M	1A		
-	-	-	-	-	-	-	F	1B		
-	-	-	-	-	-	-	M	2		
-	-	-	-	-	-	-	F	3		
-	-	-	-	-	-	-	M	4		
-	-	-	-	-	-	-	F	5		
-	-	-	-	-	-	-	M	T		
-	-	-	-	-	-	-	F			

TAB.D10

INDEX OF MEAN GROSS MONTHLY PAY (CORRECTED) OF FULL-TIME EMPLOYEES ACCORDING TO ACTIVITY, SEX, QUALIFICATION AND LENGTH OF SERVICE

(PAY OF ALL FULL-TIME EES.=100)

INDICE DE LA REMUNERATION MENSUELLE BRUTE CORRIGEE MOYENNE DES SALARIES A TEMPS PLEIN SELON L ACTIVITE, LE SEXE, LA QUALIFICATION ET L ANCIENNETE

(REM. DE L ENS. DES SAL. A TEMPS PLEIN = 100)

ACTIVITY	NACE	Q U A L I F I C A T I O N	S E X	LENGTH OF SERVICE IN ENTERPRISE (COMPLETED YEARS)						TO6. ENS.	
				< 2	2 - 4	5 - 9	10 - 19	>= 20	(°)		
WHOLESALE TRADE	61	1A	M	86.4	93.1	102.2	102.8	104.1	116.3#	100.0	
			F	86.2	93.5	102.0	102.6	104.3	115.3#	100.0	
			T	85.5	89.8	99.4	110.3	115.3	103.9#	100.0	
			M	78.1#	91.2	110.3	121.6#	151.9#	100.0		
			F	83.6	89.3	100.1	111.8	117.2	105.4#	100.0	
			T	90.1	98.1	102.2	105.0	108.0	94.9	100.0	
		2	M	88.7	98.1	106.8	130.6	129.1	100.0		
			F	87.7	97.9	103.1	107.3	110.6	84.7#	100.0	
			T	89.9	98.1	102.9	108.0	111.5	91.8	100.0	
			M	90.8	99.5	109.5	129.9	152.4	100.0		
			F	87.7	97.6	104.7	111.8	115.9	92.7	100.0	
			T	88.9	101.7	107.6	111.3	110.2	94.0	100.0	
	3	M	92.0	103.9	122.2	128.0	141.3	100.0			
		F	87.0	101.3	112.1	117.6	117.6	97.9	100.0		
		T	89.5	101.6	115.2	114.1	116.5	108.8	100.0		
		M	91.1	106.3	123.5	100.0	100.0	100.0			
		F	89.2	101.5	117.2	117.2	119.1	106.4	100.0		
		T	81.9	95.3	104.5	115.3	126.8	126.0#	100.0		
	FOOD, DRINK, TOBACCO	641/642	1A	M	88.0	99.8	120.5	143.9	171.1	97.7#	100.0
				F	79.8	94.8	107.7	120.8	133.5	125.9#	100.0
				T	-	-	58.4#	-	-	-	-
			1B	M	-	-	-	-	-	-	-
				F	-	-	-	-	-	-	-
				T	86.7#	81.0#	-	121.1#	-	-	100.0
2		M	90.6#	82.2#	91.2#	125.1#	-	-	100.0		
		F	78.7	90.0	97.9	111.3	116.4	-	100.0		
		T	-	-	-	-	-	-	100.0#		
		M	80.8	86.3	98.3	112.7	116.5	-	100.0		
		F	93.2	99.1	104.9	117.4	108.8	86.9	100.0		
		T	87.1	97.6	118.8	140.6	140.8	-	100.0		
3	M	90.1	98.9	108.2	124.1	115.4	92.9#	100.0			
	F	87.8	96.6	130.6	146.8	146.0	-	100.0			
	T	91.8	106.2	140.9	150.1	-	-	100.0			
	M	88.7	100.9	139.9	166.4	169.3	105.4#	100.0			
	F	-	-	-	-	-	-	-			
	T	-	-	-	-	-	-	-			
DISPENSING CHEMISTS	643	1A	M	79.4	91.1	115.5	135.5	138.6	-	100.0	
			F	88.9	103.0	142.6	163.0	171.7	116.5#	100.0	
			T	78.9	93.4	129.8	159.8	164.6	-	100.0	
		1B	M	77.2#	98.6#	-	-	-	-	100.0#	
			F	-	-	-	-	-	-	100.0#	
			T	86.8#	92.6#	-	-	-	-	100.0	
	2	M	125.6#	-	-	-	-	-	100.0#		
		F	124.7#	-	-	-	-	-	100.0#		
		T	-	91.2#	-	-	-	-	100.0#		
		M	81.2	91.2	115.0	135.2	139.8	-	100.0		
		F	78.1	92.8	114.5	134.6	136.0	-	100.0		
		T	77.4#	103.5	-	-	-	-	100.0		
3	M	87.5	97.3	115.6	130.0	137.6	-	100.0			
	F	86.4	98.6	113.2	134.5	132.6	-	100.0			
	T	86.0#	116.7#	95.3	106.6	-	-	100.0			
	M	89.4	104.1	118.1	-	-	-	100.0			
	F	81.9	103.9#	110.5	131.0	115.4	-	100.0			
	T	-	-	-	-	-	-	-			
MEDICAL GOODS, COSMETICS, CLEANING, MAT.	644	1A	M	97.1#	102.5#	93.9#	91.9#	-	-	100.0	
			F	89.1	91.7	115.4	136.9	138.7	-	100.0	
			T	87.6	93.8	111.5	126.9	144.2#	-	100.0	
		1B	M	-	-	-	-	-	-	100.0#	
			F	-	98.5	-	-	-	-	100.0	
			T	88.9#	97.1	109.6#	-	-	-	100.0	
	2	M	98.2#	-	-	-	-	-	100.0		
		F	-	-	-	-	-	-	100.0#		
		T	92.4#	-	102.9	-	-	-	100.0		
		M	88.1	97.5	106.2	111.3	-	-	100.0		
		F	77.9#	113.1#	129.0#	158.4#	-	-	100.0		
		T	76.5	104.9	119.3	131.1	136.9#	-	100.0		
3	M	92.7	114.8	-	-	-	-	100.0			
	F	90.7	111.6	118.7	-	-	-	100.0			
	T	91.9	111.2	114.7	-	-	-	100.0			
	M	-	-	-	-	-	-	-			
	F	-	-	-	-	-	-	-			
	T	-	-	-	-	-	-	-			
T	M	79.7	99.0	122.2	116.2	-	-	100.0			
	F	85.3	109.5	133.6	163.3#	-	97.1#	100.0			
	T	78.5	103.1	137.3	146.2	-	-	100.0			

TAB.D10

INDEX OF MEAN GROSS  
MONTHLY PAY (CORRECTED)  
OF FULL-TIME FEMALE EMPLOYEES  
ACCORDING TO ACTIVITY,  
QUALIFICATION AND LENGTH OF SERVICE  
(PAY OF FULL-TIME MALE EES.=100)

INDICE DE LA REMUNERATION  
MENSUELLE BRUTE CORRIGEE  
MOYENNE DES SALARIES FEMININS  
A TEMPS PLEIN SELON L'ACTIVITE,  
LA QUALIFICATION ET L'ANCIENNETE  
(REM. DES SAL. MASC. A TEMPS PLEIN = 100)

ANCIENNETE DANS L'ENTREPRISE (ANNEES REVOLUES)							SEXE	O U A L I F I C A T I O N	NACE	ACTIVITE
< 2	2 - 4	5 - 9	10 - 19	>= 20	(*)	TOT. ENS.				
100.0	100.0	100.0	100.0	100.0	100.0#	100.0	M	1A	61	COMMERCE DE GROS
.	.	.	.	.	.	74.0#	F			
100.0	100.0	100.0	100.0	100.0	100.0#	100.0	M	1B		
55.2#	61.3	67.1	66.6#	78.6#	.	60.4	F			
100.0	100.0	100.0	100.0	100.0	100.0	100.0	M	2		
65.4	66.5	69.5	82.7	78.5	.	66.5	F			
100.0	100.0	100.0	100.0	100.0	100.0	100.0	M	3		
72.4	72.7	76.3	86.2	98.1	.	71.7	F			
100.0	100.0	100.0	100.0	100.0	100.0	100.0	M	4		
71.7	70.8	78.7	79.7	88.8	.	69.3	F			
100.0	100.0	100.0	100.0	100.0	100.0	100.0	M	5		
76.1	78.3	80.3	.	.	.	74.9	F			
100.0	100.0	100.0	100.0	100.0	100.0#	100.0	M	T		
65.7	64.0	70.5	76.3	82.5	47.4#	61.1	F			
.	.	100.0#	.	.	.	.	M	1A	641/642	PR. ALIMENTAIRES, BOISSONS, TABAC
.	.	.	.	.	.	.	F			
100.0#	100.0#	.	100.0#	.	.	100.0	M	1B		
.	.	.	.	.	.	.	F			
100.0	100.0	100.0	100.0	100.0	.	100.0	M	2		
.	.	.	.	.	.	75.8#	F			
100.0	100.0	100.0	100.0	100.0	100.0	100.0	M	3		
61.1	64.3	74.0	78.2	84.5	.	65.3	F			
100.0	100.0	100.0	100.0	100.0	.	100.0	M	4		
74.8	78.6	77.2	73.2	.	.	71.5	F			
.	.	.	.	.	.	.	M	5		
.	.	.	.	.	.	.	F			
100.0	100.0	100.0	100.0	100.0	100.0	100.0	M	T		
62.6	63.2	69.1	67.3	68.3	24.8#	55.9	F			
100.0#	100.0#	.	.	.	.	100.0#	M	1A	643	PHARMACIES
.	.	.	.	.	.	69.1#	F			
.	.	.	.	.	.	100.0	M	1B		
75.1#	.	.	.	.	.	70.1#	F			
55.3	100.0#	62.5	72.0	84.3	.	100.0#	M	2		
.	60.3	.	.	.	.	60.3	F			
100.0#	100.0	124.6	74.0	117.7	.	100.0	M	3		
88.7	73.8	.	.	.	.	78.5	F			
100.0#	100.0#	100.0	100.0	.	.	100.0	M	4		
69.0	59.3	82.3	.	.	.	66.4	F			
.	.	.	.	.	.	.	M	5		
.	.	.	.	.	.	.	F			
100.0#	100.0#	100.0#	100.0#	.	.	100.0	M	T		
55.5	54.1	74.3	90.0	64.2	.	60.4	F			
.	.	.	.	.	.	100.0#	M	1A	644	ART. MEDICAUX, PRODUITS D'ENTRETIEN
.	.	.	.	.	.	.	F			
.	100.0	.	.	.	.	100.0	M	1B		
.	.	.	.	.	.	.	F			
100.0#	.	.	.	.	.	100.0	M	2		
.	.	.	.	.	.	75.9#	F			
100.0	100.0	100.0	100.0	.	.	100.0	M	3		
60.2#	79.0#	82.7#	96.9#	.	.	68.1	F			
100.0	100.0	86.8	.	.	.	100.0	M	4		
79.9	79.4	.	.	.	.	81.7	F			
.	.	.	.	.	.	.	M	5		
.	.	.	.	.	.	.	F			
100.0	100.0	100.0	100.0	.	27.9#	100.0	M	T		
63.7	65.9	65.1	83.7#	.	.	59.6	F			

TAB.D10

INDEX OF MEAN GROSS MONTHLY PAY (CORRECTED) OF FULL-TIME EMPLOYEES ACCORDING TO ACTIVITY, SEX, QUALIFICATION AND LENGTH OF SERVICE (PAY OF ALL FULL-TIME EES.=100)

INDICE DE LA REMUNERATION MENSUELLE BRUTE CORRIGEE MOYENNE DES SALARIES A TEMPS PLEIN SELON L ACTIVITE, LE SEXE, LA QUALIFICATION ET L ANCIENNETE (REM. DE L EMS. DES SAL. A TEMPS PLEIN = 100)

ACTIVITY	NACE	QUALIFICATION	SEX	LENGTH OF SERVICE IN ENTERPRISE (COMPLETED YEARS)						TOG. ENS.			
				< 2	2 4	5 9	10 19	>= 20	(*)				
CLOTHING	645	1A	M	-	-	79.9#	90.7#	96.8#	-	-			
			F	-	-	-	-	-	-	-			
		1B	M	75.1#	99.6#	82.7#	96.7#	100.0#	-	77.7	100.0		
			F	-	-	98.7#	117.6#	-	-	-	-		
		2	M	81.3#	97.2#	91.2	115.2#	-	-	83.6	100.0		
			F	66.1#	79.7	91.2	114.6#	133.0#	-	-	100.0		
		3	M	91.3#	91.5#	102.6#	99.1#	113.6#	-	-	100.0		
			F	69.4	81.0	95.1	114.5#	128.5#	-	-	100.0		
		4	M	87.3	93.0	103.5	111.0	114.5	-	-	100.0		
			F	87.0	94.6	110.1	114.9	127.3#	-	-	100.0		
		5	M	86.1	92.7	105.5	114.9	124.9	-	-	100.0		
			F	81.2	92.7	110.2	122.7	117.8	-	98.4	100.0		
		T	M	87.8	99.0	115.7	143.1	143.2	-	118.9	100.0		
			F	84.4	95.3	114.1	142.0	143.4	-	111.9	100.0		
		FOOTWEAR, LEATHER GOODS	646	1A	M	-	-	-	-	-	-	-	
					F	-	-	-	-	-	-	-	
				1B	M	70.0	93.6#	101.4	120.6	126.7	-	104.9#	100.0
					F	84.2	95.7	114.5	139.9	148.7	-	115.9#	100.0
2	M			73.2	80.2	108.5	140.8	157.9	-	107.4#	100.0		
	F			-	108.3	-	102.7#	134.9	-	-	100.0#		
3	M			-	101.9#	-	105.2#	130.9	-	-	100.0		
	F			-	-	101.3#	-	106.6#	-	-	100.0		
4	M			77.3	89.0	105.0#	113.3	117.4#	-	-	100.0		
	F			-	-	101.7	-	102.9	-	-	100.0		
5	M			81.1#	87.4	102.3	112.6	104.3	-	-	100.0		
	F			94.0	89.6	108.1	107.9	122.9	-	-	100.0		
T	M			109.3#	88.7	91.4	109.4	-	-	-	100.0		
	F			97.7	92.1	93.3	116.1	137.8	-	-	100.0		
FURN. FABRICS, HOUSEHOLD TEXTILES	647			1A	M	87.6#	105.8	126.4	163.5#	-	-	100.0	
					F	91.8	105.8	122.3	161.9	205.2#	-	-	
				2	M	90.0	102.9	-	-	-	-	-	100.0
					F	-	-	-	-	-	-	-	-
		3	M	76.1	89.3	109.6	115.0	128.8	-	103.2#	100.0		
			F	91.2	99.4	122.4	155.2#	197.7#	-	-	100.0		
		4	M	76.0	90.5	121.0	157.6	185.3	-	131.5#	100.0		
			F	-	-	80.2#	-	-	-	-	100.0		
		5	M	-	-	79.4#	-	-	-	-	100.0		
			F	-	-	-	87.5#	113.2#	-	-	100.0		
		T	M	-	-	-	90.4#	119.0#	-	-	100.0		
			F	-	93.3	102.9	102.4	105.8	-	-	100.0		
		HOUSEHOLD FITMENTS, APPLIANCES	648/649	1A	M	92.6#	91.1	105.1	104.7	107.4	-	100.0	
					F	92.5	101.0	99.9	100.1	104.1	-	100.0	
				2	M	86.8	97.8	91.4	109.4	116.1	-	-	100.0
					F	91.1	100.5	98.9	111.7	109.1	-	-	100.0
				3	M	90.5	103.3	113.1	117.0	-	-	-	100.0
					F	89.4	105.2	130.7	-	-	-	-	100.0
4	M			90.2	102.0	118.8	121.2	121.0#	-	-	100.0		
	F			-	-	-	-	-	-	-	-		
5	M			-	-	-	-	-	-	-	-		
	F			-	-	-	-	-	-	-	-		
T	M			81.5	96.4	104.6	114.4	137.6	-	-	100.0		
	F			87.6	97.3	114.9	134.0#	-	-	-	100.0		
HOUSEHOLD FITMENTS, APPLIANCES	648/649			1A	M	81.3	95.0	107.9	119.9	145.3	-	100.0	
					F	76.7#	96.7#	97.9#	102.7	130.8	-	-	100.0
				1B	M	75.0#	98.8#	100.1#	104.9	131.8	-	-	100.0
					F	87.7	80.5	106.2	110.6	110.1	-	-	100.0
				2	M	83.8	78.9	109.8	114.7	113.1	-	-	100.0
					F	91.2	96.7	93.7	111.1	97.3	-	-	100.0
		3	M	114.3#	-	-	-	-	-	-	100.0#		
			F	92.8	89.8	98.5	115.4	102.6	-	-	100.0		
		4	M	94.3	98.7	103.8	106.0	108.0	-	-	100.0		
			F	80.2	110.3	110.0	112.5	131.8	-	-	100.0		
		5	M	91.4	99.7	105.5	108.6	112.0	-	-	100.0		
			F	86.8	103.9	118.3	117.2	112.7	-	-	100.0		
		T	M	94.9	101.2	124.3	138.9	-	-	-	100.0		
			F	87.5	104.9	125.1	129.7	128.7	-	-	100.0		
		T	M	84.0	96.3	108.9	118.9	133.4	-	-	100.0		
			F	89.0	103.1	122.9	146.2	180.3#	-	-	100.0		
		T	M	81.9	96.5	115.8	129.7	147.1	230.2#	-	100.0		
			F	-	-	-	-	-	-	-	-		



TAB.D10

INDEX OF MEAN GROSS  
MONTHLY PAY (CORRECTED)  
OF FULL-TIME FEMALE EMPLOYEES  
ACCORDING TO ACTIVITY,  
QUALIFICATION AND LENGTH OF SERVICE  
(PAY OF FULL-TIME MALE EES.=100)

INDICE DE LA REMUNERATION  
MENSUELLE BRUTE CORRIGEE  
MOYENNE DES SALAIRES FEMININS  
A TEMPS PLEIN SELON L'ACTIVITE,  
LA QUALIFICATION ET L'ANCIENNETE  
(REM. DES SAL. MASC. A TEMPS PLEIN = 100)

ANCIENNETE DANS L'ENTREPRISE (ANNEES REVOLUES)							SEXE	MACE	ACTIVITE
< 2	2 4	5 9	10 19	>= 20	(*)	TOT. ENS.			
-	-	100.0#	100.0#	100.0#	-	-	M	1A	645 ARTICLES D'HABILLEMENT
100.0#	100.0#	100.0#	100.0#	-	100.0	100.0	F	1B	
100.0#	100.0	100.0	100.0#	100.0#	-	100.0	M	2	
91.6#	76.2#	74.6#	57.3#	56.7#	-	66.3	F	3	
100.0	100.0	100.0	100.0	100.0	-	100.0	M	4	
76.9	78.5	82.0	79.8	85.7#	-	77.1	F	5	
100.0	100.0	100.0	100.0	100.0	100.0	100.0	M	T	
78.7	77.7	76.4	84.9	88.4	87.9	72.8	F	1A	
-	-	-	-	-	-	-	M	1B	
100.0	100.0#	100.0	100.0	100.0	100.0#	100.0	F	2	
68.5	58.2	64.3	66.1	66.8	62.9#	56.9	M	3	
-	100.0	-	100.0#	100.0	-	100.0#	F	4	
-	-	100.0#	-	100.0#	-	100.0	M	5	
100.0	100.0	100.0	100.0	100.0	-	100.0	M	T	
79.9#	68.1	58.1	69.7	100.0	-	68.7	F	1A	
100.0#	100.0	100.0#	100.0	100.0#	-	100.0	M	1B	
68.8	70.7	80.6	90.1#	-	-	65.7	F	2	
-	-	-	-	-	-	-	M	3	
100.0	100.0	100.0	100.0	100.0	100.0#	100.0	M	4	
58.9	54.7	54.9	66.3#	75.4#	-	49.1	F	5	
-	-	100.0#	-	-	-	100.0	M	T	
-	-	-	100.0#	100.0#	-	100.0	F	1A	
-	-	-	-	-	-	-	M	1B	
-	100.0	100.0	100.0	100.0	-	100.0	M	2	
100.0	100.0	100.0	100.0	100.0	-	100.0	M	3	
74.7	77.0	72.8	-	-	-	79.6	F	4	
100.0	100.0	100.0	100.0	-	-	100.0	M	5	
74.2	76.6	86.9	-	-	-	75.2	F	T	
-	-	-	-	-	-	-	M	1A	
100.0	100.0	100.0	100.0	100.0	-	100.0	M	1B	
74.6	70.0	76.2	81.3#	-	-	68.4	F	2	
100.0#	100.0#	100.0#	100.0	100.0	-	100.0	M	3	
-	-	-	-	-	-	-	M	4	
100.0	100.0	100.0	100.0	100.0	-	100.0	M	5	
78.0#	-	-	-	-	-	62.2#	F	T	
100.0	100.0	100.0	100.0	100.0	-	100.0	M	1A	
65.1	85.6	81.1	81.2	93.4	-	76.5	F	1B	
100.0	100.0	100.0	100.0	100.0	-	100.0	M	2	
76.0	66.4	73.0	82.3	-	-	69.5	F	3	
-	-	-	-	-	-	-	M	4	
100.0	100.0	100.0	100.0	100.0	-	100.0	M	5	
64.8	65.8	69.1	75.3	82.8#	-	61.2	F	T	

TAB.D10

INDEX OF MEAN GROSS MONTHLY PAY (CORRECTED) OF FULL-TIME EMPLOYEES ACCORDING TO ACTIVITY, SEX, QUALIFICATION AND LENGTH OF SERVICE (PAY OF ALL FULL-TIME EES.=100)

INDICE DE LA REMUNERATION MENSUELLE BRUTE CORRIGEE MOYENNE DES SALAIRES A TEMPS PLEIN SELON L ACTIVITE, LE SEXE, LA QUALIFICATION ET L ANCIENNETE (REM. DE L ENS. DES SAL. A TEMPS PLEIN = 100)

ACTIVITY	NACE	Q U A L I F I C A T I O N	S E X	L E N G T H O F S E R V I C E I N E N T E R P R I S E (C O M P L E T E D Y E A R S)						T O T . E N S .
				< 2	2 4	5 9	10 19	>= 20	(°)	
BOOKS, NEWSPRS., STATIONERY, OFFICE SUPPS.	653	1A	M	-	-	103.9#	-	87.6	-	100.0
			F	-	-	104.7#	-	88.9	-	100.0
			T	80.3#	87.1	116.7#	100.8	115.4#	-	100.0
			M	81.1#	82.8#	119.7#	101.4	119.1#	-	100.0
			F	83.6	96.6	104.9	110.0	104.2	-	100.0
			T	84.3	96.3	104.1	109.4	102.5	-	100.0#
			M	57.0	-	71.2	69.7	73.1	-	100.0
			F	84.6	97.3	112.9	126.0	-	-	100.0
			T	63.4	-	80.2	81.9	83.5	-	100.0
			M	82.9	109.0	116.2	125.3	127.9	-	100.0
			F	91.4	107.7	132.4	-	-	-	100.0
			T	85.5	106.3	127.6	140.2	146.1	-	100.0
			M	-	-	-	-	-	-	-
			F	-	-	-	-	-	-	-
			T	64.6	-	105.3	102.9	108.6	-	100.0#
			F	82.2	102.9	138.8	152.6	152.0	-	100.0
			T	66.7	-	118.1	120.3	126.9	-	100.0#
			OTHER RETAIL DISTRIBUTION	654/655	1A	M	-	-	-	103.1#
F	-	-				71.5#	103.2#	113.4#	-	100.0
T	-	100.8				97.7#	104.2#	-	-	100.0
M	88.3#	105.3				96.4#	106.1	-	-	100.0#
F	97.0	91.1				96.5	109.4	128.4#	-	100.0
T	95.9	91.6				97.0	109.5	123.7	-	100.0
M	88.7	98.1				101.2	111.5	111.6	-	100.0
F	91.6#	87.4				131.1#	-	-	-	100.0
T	88.9	92.6				106.5	121.1	118.8	-	100.0
M	94.9	98.0				109.8	114.1	106.0	-	100.0
F	98.0	100.3				101.6	119.6	-	-	100.0
T	94.7	98.7				109.4	121.0	117.1	-	100.0
M	-	-				-	-	-	-	-
F	-	-				-	-	-	-	-
T	85.1	98.1				101.6	118.9	132.8	-	100.0
F	93.8	91.2				118.7	150.3#	145.7#	-	100.0
T	84.6	95.8				106.5	129.0	140.9	-	100.0
VARIOUS NON-FOOD PRODUCTS	656	1A				M	-	-	-	-
			F	-	-	-	-	-	-	100.0#
			T	88.6	83.2#	92.5	105.2	123.9#	-	100.0
			M	86.1	84.9#	93.9	106.2	117.9#	-	100.0
			F	82.6	97.1	101.1	99.0	112.4	-	100.0
			T	86.3	90.0#	92.0#	96.6	135.7#	-	100.0
			M	83.5	83.7	98.5	99.2	117.9	-	100.0
			F	81.9	96.2	103.5	106.6	108.0	-	100.0
			T	88.5	93.5	101.6	108.6	117.0	-	100.0
			M	84.1	95.0	101.5	107.8	113.9	-	100.0
			F	79.1	98.6	113.6	122.6	118.2	-	100.0
			T	84.0	98.8	119.3	138.1	133.7	-	100.0
			M	80.8	96.8	117.8	132.0	129.4	-	100.0
			F	-	-	-	-	-	-	-
			T	72.5	87.4	104.5	121.7	132.0	-	100.0
			F	79.0	92.5	113.0	129.5	165.7	-	100.0
			T	72.9	86.2	108.5	129.7	148.7	-	100.0
			RETAIL TRADE	64/653-656	1A	M	69.2#	-	83.5	90.5
F	71.2#	-				84.8	90.3	107.8	-	100.0
T	83.7	84.3				98.8	110.2	124.1	75.3	100.0
M	95.4#	83.6#				91.4#	115.9	115.6	-	100.0
F	84.3	83.5				99.4	112.2	120.3	73.8	100.0
T	81.8	90.8				97.5	109.0	117.2	-	100.0
M	86.1	83.8				106.1	114.1	138.0	-	100.0
F	81.5	86.8				99.5	111.6	121.8	150.2#	100.0
T	90.3	101.3#				102.6	109.3	109.6	87.0	100.0
M	85.4	97.4				110.0	120.2	131.6	92.4#	100.0
F	88.0	99.5				104.4	113.8	117.3	91.1	100.0
T	85.3	99.1				118.2	127.5	125.6	104.5#	100.0
M	89.0	102.5				126.6	149.1	149.7	119.4	100.0
F	86.0	99.5				124.6	143.4	144.5	108.0	100.0
T	-	-				-	-	-	-	-
M	-	-				-	-	-	-	-
F	77.4	93.9				108.3	124.0	134.9	-	100.0
T	84.2	98.1				124.4	147.1	169.8	116.0	100.0
F	76.9	93.1	116.4	139.7	155.9	-	100.0			

TAB.D10

INDEX OF MEAN GROSS  
MONTHLY PAY (CORRECTED)  
OF FULL-TIME FEMALE EMPLOYEES  
ACCORDING TO ACTIVITY,  
QUALIFICATION AND LENGTH OF SERVICE  
(PAY OF FULL-TIME MALE EES.=100)

INDICE DE LA REMUNERATION  
MENSUELLE BRUTE CORRIGEE  
MOYENNE DES SALAIRES FEMININS  
A TEMPS PLEIN SELON L'ACTIVITE,  
LA QUALIFICATION ET L'ANCIENNETE  
(REM. DES SAL. MASC. A TEMPS PLEIN = 100)

ANCIENNETE DANS L'ENTREPRISE (ANNEES REVOLUES)						TOG. ENS.	SEXE	QUALIFICATION	NACE	ACTIVITE
< 2	2 - 4	5 - 9	10 - 19	>= 20	(°)					
		100.0#		100.0		100.0	M	1A	653	LIVRES, JOURN., PAPIER, EQ. BUREAU
							F			
100.0#	100.0	100.0#	100.0	100.0#		100.0	M	1B		
							F			
100.0	100.0	100.0	100.0	100.0		100.0	M	2		
						94.0#	F			
100.0		100.0	100.0	100.0		100.0	M	3		
79.8	27.2	85.2	97.2			53.8	F			
100.0	100.0	100.0	100.0	100.0		100.0	M	4		
80.6	72.2	83.3				73.1	F			
							M	5		
							F			
100.0		100.0	100.0	100.0		100.0#	M	T		
68.5	39.9	71.0	79.9	75.4		53.9	F			
			100.0#	100.0#		100.0	M	1A	654/655	AUTRES COMMERCE DE DETAIL
							F			
	100.0	100.0#	100.0#			100.0	M	1B		
						71.2#	F			
100.0	100.0	100.0	100.0	100.0#		100.0	M	2		
						80.0	F			
100.0	100.0	100.0	100.0	100.0		100.0	M	3		
68.9#	59.4	86.4#				66.7	F			
100.0	100.0	100.0	100.0	100.0		100.0	M	4		
81.4	80.7	72.9	82.6			78.8	F			
							M	5		
							F			
100.0	100.0	100.0	100.0	100.0		100.0	M	T		
73.6	62.1	78.0	84.5#	73.3#		66.8	F			
							M	1A	656	PRODUITS DIVERS NON ALIMENT.
							F			
100.0	100.0#	100.0	100.0	100.0#		100.0	M	1B		
						70.8#	F			
100.0	100.0	100.0	100.0	100.0		100.0	M	2		
90.2	80.0#	78.6#	84.3	104.3#		86.4	F			
100.0	100.0	100.0	100.0	100.0		100.0	M	3		
87.5	78.7	79.6	82.5	87.7		81.0	F			
100.0	100.0	100.0	100.0	100.0		100.0	M	4		
84.0	79.2	83.0	89.1	89.4		79.1	F			
							M	5		
							F			
100.0	100.0	100.0	100.0	100.0		100.0	M	T		
72.3	70.2	71.7	70.6	83.3		66.4	F			
100.0#		100.0	100.0	100.0		100.0	M	1A	64/653- 656	COMMERCE DE DETAIL
						65.6#	F			
100.0	100.0	100.0	100.0	100.0	100.0	100.0	M	1B		
78.3#	68.1#	63.5#	72.2	64.0		68.7	F			
100.0	100.0	100.0	100.0	100.0		100.0	M	2		
76.8	67.3	79.4	76.3	85.9		73.0	F			
100.0	100.0#	100.0	100.0	100.0	100.0	100.0	M	3		
70.5	71.7	79.9	82.0	89.5	79.2#	74.5	F			
100.0	100.0	100.0	100.0	100.0	100.0#	100.0	M	4		
76.2	75.6	78.3	85.5	87.1	83.5	73.1	F			
							M	5		
							F			
100.0	100.0	100.0	100.0	100.0		100.0	M	T		
66.6	63.9	70.3	72.6	77.1	34.1	61.2	F			



**Series E**  
**Série E**

TAB.E1

EMPLOYEES ACCORDING TO ACTIVITY, SEX, QUALIFICATION, REGION AND TYPE OF EMPLOYMENT

(THOUSANDS)		TYPE OF EMPLOYMENT: FULL-TIME					(MILLIERS)				
ACTIVITY	NACE	QUALIFICATION	SEX	REGION							
				NOORD	OOST	ZUID	WEST	(°)	TOTAL		
AGRIC. PRIMARY PROD., LIVE-STOCK, TEXT.	611	1A	M	0.1	0.0	0.3	0.1	-	0.6		
			F	-	-	-	-	-	-		
		1B	M	0.1	0.1	0.6	0.2	-	0.9		
			F	-	-	-	-	-	-		
		2	M	0.1	0.1	0.6	0.2	-	0.9		
			F	0.2	0.1	0.8	0.5	-	1.6		
		3	M	0.2	0.1	0.8	0.5	-	1.7		
			F	0.6	0.4	1.6	0.8	-	3.4		
		4	M	0.1	0.4	0.2	0.2	-	0.4		
			F	0.6	0.4	1.8	0.9	-	3.8		
		5	M	1.0	0.4	3.2	1.5	-	6.2		
			F	0.2	0.1	0.6	0.1	-	1.0		
		T	M	1.2	0.5	3.8	1.7	-	7.1		
			F	0.1	0.2	0.4	0.2	-	0.9		
		FUELS, ORES, INDUSTRIAL CHEMICALS	612	1A	M	0.2	0.2	0.6	0.2	-	1.1
					F	2.0	1.2	7.0	3.3	-	13.4
				1B	M	0.3	0.1	1.0	0.4	-	1.7
F	2.3				1.3	8.0	3.6	-	15.2		
2	M			-	0.1	0.3	0.1	-	0.5		
	F			-	0.1	0.3	0.1	-	0.5		
3	M			0.1	0.2	0.3	0.1	-	0.7		
	F			0.1	0.2	1.3	0.2	-	1.7		
4	M			0.1	0.2	0.0	0.3	-	0.6		
	F			0.1	0.4	2.2	0.2	-	2.9		
5	M			0.1	0.4	0.3	0.2	-	0.9		
	F			0.1	0.5	2.6	0.6	-	3.8		
T	M			0.1	0.6	0.8	0.1	-	1.6		
	F			0.3	0.7	2.2	0.9	-	4.1		
TIMBER, BUILDING MATERIALS	613			1A	M	0.3	1.0	2.9	1.0	-	5.3
					F	0.1	0.1	0.7	0.2	-	1.0
				1B	M	0.6	2.0	9.3	2.1	-	14.0
		F	0.1		0.4	1.8	0.3	-	2.7		
		2	M	0.7	2.5	11.1	2.4	-	16.6		
			F	0.1	0.1	0.3	0.3	-	0.8		
		3	M	0.1	0.1	0.3	0.3	-	0.8		
			F	0.1	0.2	0.7	0.2	-	1.1		
		4	M	0.1	0.2	0.7	0.2	-	1.2		
			F	0.3	0.6	1.6	0.6	-	3.0		
		5	M	0.3	0.7	3.0	1.4	-	6.7		
			F	0.3	0.7	3.3	1.6	-	7.4		
		T	M	1.1	1.2	4.0	1.6	-	7.9		
			F	1.2	1.3	4.5	1.6	-	8.6		
		MACHINERY, EQUIPMENTS, VEHICLES	614	1A	M	0.1	0.2	0.7	0.2	-	1.3
					F	0.1	0.1	1.0	0.2	-	1.5
				1B	M	0.3	0.3	3.1	0.4	-	4.1
F	0.3				0.3	0.1	0.4	-	1.1		
2	M			0.3	0.3	3.2	0.5	-	4.3		
	F			0.3	0.7	6.7	0.7	-	8.4		
3	M			0.4	0.7	0.6	0.7	-	1.8		
	F			0.4	0.7	7.3	0.8	-	9.2		
4	M			0.8	1.7	13.2	2.2	-	17.9		
	F			0.1	0.2	1.7	0.2	-	2.1		
5	M			0.9	1.8	14.9	2.4	-	20.0		
	F			0.9	0.9	8.5	1.4	-	11.7		
T	M			0.1	0.2	2.4	0.3	-	3.0		
	F			1.0	1.1	10.9	1.7	-	14.7		
T	M			-	0.1	1.0	0.3	-	1.5		
	F			2.4	3.8	33.5	5.2	-	44.9		
T	M			0.3	0.5	4.8	0.6	-	6.1		
	F	2.7	4.2	38.4	5.7	-	51.0				

TAB.E1

SALARIES SELON L ACTIVITE, LE SEXE,  
LA QUALIFICATION, LA REGION ET LE  
REGIME DE TRAVAIL

REGIME DE TRAVAIL: TEMPS PLEIN

(%) (X)

REGION						SEXE	QUALIFICATION	NACE	ACTIVITE
NOORD	OOST	ZUID	WEST	(°)	TOTAL				
9.2	7.7	59.1	24.0	-	100.0	M	1A	611	MAT. PREM. ABR., ANIMAUX, TEXTILES
-	-	-	-	-	-	F	1A	611	
8.2	7.7	59.1	24.0	-	100.0	T	1A	611	
8.4	7.8	63.1	20.8	-	100.0	M	1B	611	
-	-	-	-	-	-	F	1B	611	
8.2	7.5	63.4	20.9	-	100.0	T	1B	611	
11.8	7.5	50.1	30.7	-	100.0	M	2	611	
-	-	-	-	-	-	F	2	611	
11.3	7.5	48.5	31.2	-	100.0	T	2	611	
16.8	11.8	50.0	22.6	-	100.0	M	3	611	
15.0	-	48.8	39.5	-	100.0	F	3	611	
16.6	10.6	44.8	24.5	-	100.0	T	3	611	
16.1	6.6	48.3	24.9	-	100.0	M	4	611	
19.2	7.9	52.4	14.6	-	100.0	F	4	611	
16.5	6.8	58.4	23.5	-	100.0	T	4	611	
14.7	17.3	53.2	18.5	-	100.0	M	5	611	
-	-	49.5	-	-	100.0	F	5	611	
14.0	14.1	77.9	-	-	100.0	T	5	611	
14.9	8.8	56.3	15.6	-	100.0	M	T	611	
15.9	5.4	52.0	24.3	-	100.0	F	T	611	
15.0	8.4	58.2	20.5	-	100.0	T	T	611	
-	20.8	52.7	23.9	-	100.0	M	1A	612	
-	-	61.6	10.8	-	100.0	F	1A	612	
-	21.2	61.3	10.7	-	100.0	T	1A	612	
3.1	12.4	72.5	12.0	-	100.0	M	1B	612	
-	-	37.7	-	-	100.0	F	1B	612	
2.9	11.9	70.5	14.7	-	100.0	T	1B	612	
3.2	13.6	77.2	6.0	-	100.0	M	2	612	
-	13.0	81.2	-	-	100.0	F	2	612	
3.1	13.5	77.6	5.8	-	100.0	T	2	612	
2.3	13.9	69.1	14.7	-	100.0	M	3	612	
-	5.6	85.7	6.7	-	100.0	F	3	612	
2.2	12.2	72.4	13.1	-	100.0	T	3	612	
7.8	17.2	54.0	21.0	-	100.0	M	4	612	
-	27.7	56.2	13.8	-	100.0	F	4	612	
6.5	19.7	54.5	19.3	-	100.0	T	4	612	
-	8.4	69.6	20.5	-	100.0	M	5	612	
-	-	-	-	-	100.0	F	5	612	
-	8.3	69.5	20.7	-	100.0	T	5	612	
4.3	14.5	66.6	14.7	-	100.0	M	T	612	
2.0	16.9	69.1	11.9	-	100.0	F	T	612	
3.9	14.9	67.0	14.2	-	100.0	T	T	612	
16.6	13.9	34.1	35.4	-	100.0	M	1A	613	
-	-	-	-	-	100.0	F	1A	613	
16.3	14.8	34.0	34.9	-	100.0	T	1A	613	
9.6	13.9	59.7	16.8	-	100.0	M	1B	613	
-	-	-	-	-	100.0	F	1B	613	
9.0	15.4	57.9	17.7	-	100.0	T	1B	613	
10.9	19.0	51.8	18.3	-	100.0	M	2	613	
-	41.7	39.3	-	-	100.0	F	2	613	
10.6	20.4	51.0	18.0	-	100.0	T	2	613	
15.8	18.0	44.8	21.5	-	100.0	M	3	613	
14.1	16.4	49.4	20.1	-	100.0	F	3	613	
15.6	17.8	45.2	21.3	-	100.0	T	3	613	
12.4	16.8	44.1	26.7	-	100.0	M	4	613	
11.3	20.1	39.8	28.8	-	100.0	F	4	613	
12.3	17.2	43.6	27.0	-	100.0	T	4	613	
11.6	15.2	55.4	17.9	-	100.0	M	5	613	
-	-	-	-	-	100.0	F	5	613	
11.2	15.8	53.9	19.1	-	100.0	T	5	613	
13.2	17.1	46.4	23.3	-	100.0	M	T	613	
11.0	22.0	41.9	25.0	-	100.0	F	T	613	
13.0	17.6	46.0	23.4	-	100.0	T	T	613	
7.6	9.3	70.5	12.6	-	100.0	M	1A	614	
-	-	-	-	-	100.0	F	1A	614	
8.3	8.8	70.3	12.6	-	100.0	T	1A	614	
6.2	6.6	76.3	11.0	-	100.0	M	1B	614	
-	-	70.1	-	-	100.0	F	1B	614	
6.1	7.1	76.0	10.9	-	100.0	T	1B	614	
3.5	8.2	79.8	8.5	-	100.0	M	2	614	
-	-	83.5	-	-	100.0	F	2	614	
3.8	7.7	80.1	8.3	-	100.0	T	2	614	
4.5	9.4	73.9	12.2	-	100.0	M	3	614	
3.2	8.4	78.6	9.7	-	100.0	F	3	614	
4.4	9.3	74.4	11.9	-	100.0	T	3	614	
7.9	7.4	72.9	11.8	-	100.0	M	4	614	
3.8	8.0	79.0	9.3	-	100.0	F	4	614	
7.1	7.5	74.1	11.3	-	100.0	T	4	614	
-	9.5	68.9	17.9	-	100.0	M	5	614	
-	-	-	-	-	100.0	F	5	614	
-	10.0	68.5	17.8	-	100.0	T	5	614	
5.4	8.4	74.7	11.5	-	100.0	M	T	614	
4.2	7.7	78.9	9.1	-	100.0	F	T	614	
5.3	8.3	75.2	11.2	-	100.0	T	T	614	

TAB.E1

EMPLOYEES ACCORDING TO ACTIVITY,SEX,  
QUALIFICATION,REGION AND TYPE OF  
EMPLOYMENT

(THOUSANDS)		TYPE OF EMPLOYMENT: FULL-TIME				(MILLIERS)					
ACTIVITY	NACE	Q U A L I F I C A T I O N	S E X	REGION							
				NOORD	OOST	ZUID	WEST	(*)	TOTAL		
FURNITURE, HSEHD. GOODS, HARDWARE	615	1A	M	0.1	0.1	0.3	0.2	-	0.7		
			F	-	-	-	-	-	-		
		1B	M	0.1	0.1	0.3	0.2	-	0.7		
			F	0.1	0.4	1.0	0.5	-	1.9		
		2	M	0.1	0.5	1.0	0.5	-	2.0		
			F	0.3	0.7	2.2	1.2	-	4.4		
		3	M	0.2	0.0	0.2	0.2	-	0.6		
			F	0.5	0.8	2.4	1.4	-	5.0		
		4	M	0.7	1.1	4.9	1.3	-	8.0		
			F	0.1	0.2	0.6	0.2	-	1.1		
		5	M	0.8	1.4	5.4	1.5	-	9.1		
			F	0.5	1.1	3.6	1.2	-	6.4		
		T	M	0.1	0.4	1.3	0.5	-	2.3		
			F	0.6	1.5	4.9	1.7	-	8.8		
		TEXTILES, CLOTH- ING, FOOTWR. LEATHERWARE	616	1A	M	0.1	0.3	0.6	0.3	-	1.2
					F	0.1	0.3	0.6	0.3	-	1.2
				1B	M	1.7	3.8	12.6	4.6	-	22.7
					F	0.4	0.7	2.1	0.9	-	4.2
				2	M	2.2	4.5	14.7	5.5	-	26.9
					F	0.0	0.1	0.3	0.1	-	0.4
3	M			0.0	0.1	0.3	0.1	-	0.4		
	F			0.0	0.1	0.4	0.2	-	0.7		
4	M			0.0	0.1	0.1	-	-	0.1		
	F			0.0	0.1	0.5	0.2	-	0.8		
5	M			0.1	0.2	0.9	0.2	-	1.3		
	F			0.1	0.2	0.1	0.1	-	0.4		
T	M			0.1	0.2	1.0	0.2	-	1.4		
	F			0.1	0.3	1.4	0.3	-	2.1		
FOOD, DRINK, TOBACCO	617			1A	M	0.0	0.0	0.4	0.1	-	0.6
					F	0.2	0.3	1.8	0.5	-	2.7
				1B	M	0.1	0.2	1.2	0.3	-	1.8
					F	0.1	0.2	0.7	0.2	-	1.3
				2	M	0.2	0.4	1.9	0.5	-	3.1
					F	0.1	0.0	0.4	0.1	-	0.6
		3	M	0.1	0.1	0.6	0.1	-	0.8		
			F	0.5	0.8	4.6	1.1	-	6.9		
		4	M	0.2	0.2	1.5	0.4	-	2.4		
			F	0.6	1.1	6.1	1.5	-	9.3		
		5	M	0.1	0.3	0.6	0.3	-	1.2		
			F	-	-	-	-	-	-		
		T	M	0.1	0.3	0.6	0.3	-	1.2		
			F	0.3	0.3	0.8	0.3	-	1.7		
		TOBACCO PRODUCTS	617.6	1A	M	0.3	0.3	0.9	0.1	-	0.9
					F	0.3	0.3	0.9	0.3	-	1.8
				1B	M	0.5	0.5	1.8	1.0	-	3.8
					F	0.3	0.3	0.9	0.1	-	1.6
				2	M	0.5	0.5	1.9	1.1	-	4.1
					F	0.9	1.5	3.8	2.1	-	8.3
3	M			0.1	0.3	0.7	0.4	-	1.5		
	F			1.0	1.6	4.5	2.5	-	9.6		
4	M			2.1	1.7	4.3	3.5	-	11.6		
	F			0.3	0.3	1.3	0.8	-	2.8		
5	M			2.5	2.0	5.6	4.4	-	14.4		
	F			0.2	0.9	2.0	0.7	-	3.8		
T	M			0.2	1.0	2.4	0.8	-	4.4		
	F			4.0	5.1	13.4	8.1	-	30.5		
T	M			0.5	0.7	2.7	1.4	-	5.3		
	F			4.5	5.6	16.0	9.4	-	35.7		



TAB.E1

SALARIES SELON L ACTIVITE, LE SEXE,  
LA QUALIFICATION, LA REGION ET LE  
REGIME DE TRAVAIL

(%) REGIME DE TRAVAIL: TEMPS PLEIN (%)

REGION						SEX E	O U A L I F I C A T I O N	NACE	ACTIVITE	
NOORD	OOST	ZUID	WEST	(°)	TOTAL					
9.3	15.7	50.4	24.6	-	100.0	M	1A	615	MEUBLES, ART. MENAGERS , QUINCAILLERIE	
-	-	-	-	-	-	F	1A	615		
9.2	15.5	51.1	24.2	-	100.0	T	1B	615		
4.1	21.7	50.9	23.3	-	100.0	M	1B	615		
-	-	-	-	-	-	F	1B	615		
3.9	22.7	50.5	22.9	-	100.0	T	2	615		
7.1	16.1	50.2	26.5	-	100.0	M	2	615		
31.8	8.5	27.4	32.3	-	100.0	F	2	615		
10.0	15.2	47.6	27.2	-	100.0	T	3	615		
9.2	14.2	60.6	15.9	-	100.0	M	3	615		
8.5	21.3	50.3	19.9	-	100.0	F	3	615		
9.1	15.1	59.4	16.4	-	100.0	T	4	615		
7.6	17.8	56.3	18.3	-	100.0	M	4	615		
6.4	16.8	56.5	20.4	-	100.0	F	4	615		
7.3	17.5	56.3	18.9	-	100.0	T	5	615		
5.3	23.0	45.4	26.3	-	100.0	M	5	615		
-	-	81.5	-	-	100.0	F	T	615		
4.9	21.9	47.7	25.5	-	100.0	T	1A	616		TEXTILE, HABILLEMENT, CHAUSSURES
7.7	16.8	55.4	20.1	-	100.0	M	1A	616		
10.2	17.1	51.1	21.5	-	100.0	F	1A	616		
8.1	16.8	54.8	20.3	-	100.0	T	1B	616		
6.7	15.6	64.1	13.6	-	100.0	M	1B	616		
-	-	-	-	-	-	F	1B	616		
6.6	15.4	64.2	13.8	-	100.0	T	2	616		
5.6	13.1	59.3	22.0	-	100.0	M	2	616		
-	-	93.6	-	-	100.0	F	3	616		
5.5	11.7	63.7	19.2	-	100.0	T	3	616		
5.1	11.7	68.9	14.2	-	100.0	M	3	616		
-	-	56.9	38.7	-	100.0	F	4	616		
4.8	10.9	67.8	16.5	-	100.0	T	4	616		
6.6	12.0	65.7	15.7	-	100.0	M	4	616		
4.6	6.9	67.2	21.4	-	100.0	F	5	616		
6.1	10.9	66.0	17.0	-	100.0	T	5	616		
6.9	12.8	66.2	14.1	-	100.0	M	5	616		
9.0	13.6	59.1	18.2	-	100.0	F	T	616		
7.8	13.1	63.3	15.8	-	100.0	T	1A	617	PRODUITS ALIM., BOISSONS, TABAC	
9.9	6.5	71.9	11.6	-	100.0	M	1A	617		
-	10.2	74.9	11.5	-	100.0	F	1A	617		
8.1	7.5	72.8	11.6	-	100.0	T	1B	617		
6.6	12.0	66.2	15.2	-	100.0	M	1B	617		
6.7	10.3	64.2	18.8	-	100.0	F	2	617		
6.6	11.6	65.7	16.1	-	100.0	T	2	617		
6.1	20.7	47.1	26.1	-	100.0	M	3	617		
-	-	-	-	-	-	F	3	617		
6.0	21.1	47.0	25.8	-	100.0	T	4	617		
16.4	15.2	48.8	19.6	-	100.0	M	4	617		
-	-	90.0	-	-	100.0	F	5	617		
15.7	14.6	50.5	19.2	-	100.0	T	5	617		
12.8	12.5	47.5	27.2	-	100.0	M	T	617		
-	-	54.2	27.5	-	100.0	F	1A	617.6		PRODUITS DU TABAC
12.5	12.5	47.9	27.2	-	100.0	T	1A	617.6		
10.3	18.3	45.7	25.7	-	100.0	M	1B	617.6		
6.4	19.8	48.6	25.2	-	100.0	F	2	617.6		
9.7	18.5	46.2	25.7	-	100.0	T	3	617.6		
18.4	14.3	37.1	30.2	-	100.0	M	3	617.6		
11.8	11.5	46.5	30.2	-	100.0	F	4	617.6		
17.1	13.7	38.9	30.2	-	100.0	T	4	617.6		
4.4	23.4	53.1	19.1	-	100.0	M	5	617.6		
-	-	69.4	-	-	100.0	F	5	617.6		
5.1	21.7	55.2	18.0	-	100.0	T	T	617.6		
13.1	16.6	43.8	26.5	-	100.0	M	T	617.6		
9.6	13.7	50.6	28.1	-	100.0	F	T	617.6		
12.6	16.2	44.8	26.4	-	100.0	T	T	617.6		
-	-	-	-	-	-	M	1A	617.6		
-	-	-	-	-	-	F	1B	617.6		
-	-	-	-	-	-	T	1B	617.6		
-	-	-	-	-	-	M	2	617.6		
-	-	-	-	-	-	F	2	617.6		
-	-	-	-	-	-	T	3	617.6		
-	-	-	-	-	-	M	3	617.6		
-	-	-	-	-	-	F	4	617.6		
-	-	-	-	-	-	T	4	617.6		
-	-	-	-	-	-	M	5	617.6		
-	-	-	-	-	-	F	5	617.6		
-	-	-	-	-	-	T	T	617.6		

TAB.E1

EMPLOYEES ACCORDING TO ACTIVITY, SEX, QUALIFICATION, REGION AND TYPE OF EMPLOYEMENT

(THOUSANDS)

TYPE OF EMPLOYEMENT: FULL-TIME

(MILLIERS)

ACTIVITY	NACE	Q U A L I F I C A T I O N	S E X	R E G I O N					T O T A L	
				N O O R D	O O S T	Z U I D	W E S T	( % )		
PHARMACEUTICAL, MEDICAL GDS., CLEANING MAT.	618	1A	M				0.0	-	0.3	
			F				0.0	-	0.3	
		1B	M	0.1				0.1	-	1.1
			F	0.0				0.1	-	0.1
		2	M	0.1				0.1	-	1.2
			F	0.2				0.2	-	2.4
		3	M	0.0				0.2	-	0.4
			F	0.2				0.2	-	2.7
		4	M	0.2				0.3	-	3.1
			F	0.1				0.1	-	1.0
		5	M	0.4				0.4	-	4.2
			F	0.1				0.1	-	1.2
		T	M	0.1				0.1	-	1.0
			F	0.2				0.2	-	2.2
PHARMACEUTICALS	618.1	1A	M							
			F							
		1B	M							
			F							
		2	M							
			F							
		3	M							
			F							
		4	M							
			F							
		5	M							
			F							
		T	M							
			F							
OTHER WHOLESALE DISTRIBUTION	619	1A	M		0.1		0.1		0.6	
			F		0.1		0.1		0.6	
		1B	M		0.1		0.1		1.4	
			F		0.2		0.1		0.1	
		2	M		0.2		0.1		1.5	
			F		0.3		0.2		2.4	
		3	M		0.3		0.2		0.3	
			F		0.9		0.5		2.8	
		4	M		0.2		0.1		4.8	
			F		1.1		0.5		1.1	
		5	M		0.8		0.2		5.0	
			F		0.3		0.2		3.0	
		T	M		1.0		0.4		2.0	
			F		0.3		0.1		5.0	
PAPER, BOOKS, STATIONERY, NEWSPAPERS	619.1/2	1A	M		0.0		0.0		1.0	
			F		0.3		0.2		0.1	
		1B	M		0.3		1.2		14.0	
			F		2.6		1.2		3.7	
		2	M		0.5		0.3		3.7	
			F		3.1		1.5		17.7	
		3	M							
			F							
		4	M							
			F							
		5	M							
			F							
		T	M							
			F							

TAB.E1

SALARIES SELON L ACTIVITE, LE SEXE,  
LA QUALIFICATION, LA REGION ET LE  
REGIME DE TRAVAIL

REGIME DE TRAVAIL: TEMPS PLEIN

(%)

(%)

REGION						SEX E	Q U A L I F I C A T I O N	MACE	ACTIVITE
MOORD	OOST	ZUID	WEST	(°)	TOTAL				
			8.4	-	100.0	M	1A	618	PR. PHARM., MEDICAUX, D'ENTRETIEN
			-	-	100.0	F	1A	618	PR. PHARM., MEDICAUX, D'ENTRETIEN
			8.1	-	100.0	M	1B		
			8.2	-	100.0	F	1B		
8.5			-	-	100.0	M	2		
23.1			8.3	-	100.0	F	2		
9.6			7.5	-	100.0	M	3		
6.4			-	-	100.0	F	3		
5.5			7.3	-	100.0	M	4		
6.3			10.7	-	100.0	F	4		
7.1			10.2	-	100.0	M	5		
13.0			10.6	-	100.0	F	5		
8.6			9.5	-	100.0	M	T		
5.9			9.3	-	100.0	F	T		
9.3			9.4	-	100.0	M	1A	618.1	PRODUITS PHARM.
7.4			18.8	-	100.0	F	1A	618.1	PRODUITS PHARM.
12.5			20.2	-	100.0	M	1B		
24.3			19.3	-	100.0	F	1B		
16.8			9.5	-	100.0	M	2		
7.0			9.8	-	100.0	F	2		
11.8			9.6	-	100.0	M	3		
8.2			-	-	100.0	F	3		
-			-	-	-	M	4		
-			-	-	-	F	4		
-			-	-	-	M	5		
-			-	-	-	F	5		
-			-	-	-	M	T		
-			-	-	-	F	T		
-			-	-	-	M	1A	618	AUTRES COMMERCES DE GROS
-			-	-	-	F	1A	618	AUTRES COMMERCES DE GROS
-			-	-	-	M	1B		
-			-	-	-	F	1B		
-			-	-	-	M	2		
-			-	-	-	F	2		
-			-	-	-	M	3		
-			-	-	-	F	3		
-			-	-	-	M	4		
-			-	-	-	F	4		
-			-	-	-	M	5		
-			-	-	-	F	5		
-			-	-	-	M	T		
-			-	-	-	F	T		
-			-	-	-	M	1A	618.1/2	PAPIER, LIVRES, JOURNEAUX
-			-	-	-	F	1A	618.1/2	PAPIER, LIVRES, JOURNEAUX
-			-	-	-	M	1B		
-			-	-	-	F	1B		
-			-	-	-	M	2		
-			-	-	-	F	2		
-			-	-	-	M	3		
-			-	-	-	F	3		
-			-	-	-	M	4		
-			-	-	-	F	4		
-			-	-	-	M	5		
-			-	-	-	F	5		
-			-	-	-	M	T		
-			-	-	-	F	T		

TAB.E1

EMPLOYEES ACCORDING TO ACTIVITY,SEX,  
QUALIFICATION,REGION AND TYPE OF  
EMPLOYEMENT

(THOUSANDS)		TYPE OF EMPLOYEMENT: FULL-TIME					(MILLIERS)				
ACTIVITY	NACE	O U A L I F I C A T I O N	S E X	REGION							
				NOORD	OOST	ZUID	WEST	(*)	TOTAL		
WHOLESALE TRADE	61	1A	M	0.5	0.9	3.8	1.3	-	6.5		
			F	-	-	0.1	-	-	0.2		
		1B	M	0.5	1.0	3.9	1.3	-	6.6		
			F	0.9	1.8	9.7	2.2	-	14.6		
		2	M	1.0	1.9	10.3	2.3	-	15.5		
			F	1.9	3.6	20.1	4.7	-	30.2		
		3	M	0.3	0.3	2.0	0.5	-	3.0		
			F	2.2	3.8	22.1	5.2	-	33.2		
		4	M	4.5	7.8	36.3	9.5	-	58.1		
			F	0.5	1.2	6.4	1.5	-	9.5		
		5	M	5.0	9.1	42.7	10.9	-	67.7		
			F	6.3	7.4	30.6	11.5	-	55.8		
		T	M	1.1	2.1	9.7	2.8	-	15.8		
			F	7.4	9.5	40.4	14.2	-	71.6		
		FOOD, DRINK, TOBACCO	641/642	1A	M	0.7	2.1	6.5	2.1	-	11.5
					F	0.1	0.2	1.0	0.2	-	1.5
		DISPENSING CHEMISTS	643	1A	M	0.8	2.3	7.6	2.4	-	13.1
					F	14.8	23.6	107.1	31.2	-	176.7
				1B	M	2.1	4.0	19.8	5.1	-	31.0
					F	16.8	27.6	126.9	36.3	-	207.7
2	M			0.1	0.1	0.1	0.1	-	0.5		
	F			0.1	0.1	0.2	0.2	-	0.6		
3	M			0.1	0.1	0.3	0.2	-	0.7		
	F			0.2	0.5	1.2	0.7	-	2.6		
4	M			0.2	0.6	1.2	0.7	-	3.5		
	F			1.1	1.6	4.4	2.2	-	9.4		
5	M			0.3	0.6	1.4	1.2	-	3.5		
	F			1.3	2.3	5.8	3.5	-	12.9		
T	M			1.6	2.1	4.6	2.9	-	11.2		
	F			2.2	2.5	6.3	4.2	-	15.2		
MEDICAL GOODS, COSMETICS, CLEANING, MAT.	644			1A	M	3.8	4.6	10.9	7.0	-	26.4
					F	-	-	-	-	-	-
MEDICAL GOODS, COSMETICS, CLEANING, MAT.	644			1A	M	3.1	4.5	10.6	6.1	-	24.3
					F	2.5	3.2	7.8	5.5	-	19.0
				1B	M	5.6	7.7	18.4	11.6	-	43.2
					F	-	-	0.1	0.0	-	0.1
		2	M	-	0.0	0.0	0.0	-	0.1		
			F	-	0.0	0.1	0.0	-	0.2		
		3	M	-	0.0	0.1	0.1	-	0.2		
			F	0.1	0.2	0.6	0.2	-	1.0		
		4	M	0.1	0.2	0.6	0.2	-	1.1		
			F	0.2	0.2	0.8	0.3	-	1.5		
		5	M	0.2	0.3	0.9	0.3	-	1.6		
			F	0.0	0.0	0.2	0.0	-	0.3		
		T	M	0.1	0.0	0.3	0.0	-	0.4		
			F	0.1	0.1	0.4	0.1	-	0.7		
		MEDICAL GOODS, COSMETICS, CLEANING, MAT.	644	1A	M	-	-	-	-	-	-
					F	-	-	-	-	-	-
		1B	M	0.1	0.1	0.4	0.1	-	0.6		
			F	0.3	0.5	1.8	0.5	-	3.1		
		2	M	0.4	0.6	2.7	0.6	-	3.7		
			F	-	-	-	-	-	0.1		
3	M	-	-	-	-	-	0.1				
	F	-	0.0	-	-	-	0.1				
4	M	-	-	-	-	-	0.1				
	F	-	0.1	-	0.0	-	0.3				
5	M	-	0.2	-	0.0	-	0.3				
	F	-	0.3	-	0.1	-	0.7				
T	M	-	0.2	-	0.1	-	0.8				
	F	-	0.4	-	0.1	-	1.1				
MEDICAL GOODS, COSMETICS, CLEANING, MAT.	644	1A	M	-	-	-	-	-	-		
			F	-	-	-	-	-	-		
1B	M	-	-	-	-	-	-				
	F	-	0.2	-	0.1	-	0.8				
2	M	-	0.4	-	0.1	-	1.1				
	F	-	0.7	-	0.2	-	1.8				

TAB.E1

SALARIES SELON L ACTIVITE, LE SEXE,  
LA QUALIFICATION, LA REGION ET LE  
REGIME DE TRAVAIL

REGIME DE TRAVAIL: TEMPS PLEIN

(%) (%)

REGION						SEXE	QUALIFICATION	NACE	ACTIVITE
NOORD	OOST	ZUID	WEST	(°)	TOTAL				
7.8	14.4	58.3	19.5	-	100.0	M	1A	61	COMMERCE DE GROS
-	-	66.4	-	-	100.0	F	-	-	-
7.8	14.5	58.4	19.2	-	100.0	M	1B	-	-
6.4	12.1	66.6	14.9	-	100.0	F	-	-	-
-	15.4	64.9	17.9	-	100.0	M	2	-	-
6.2	12.3	66.5	15.1	-	100.0	F	-	-	-
6.2	11.9	66.4	15.5	-	100.0	M	3	-	-
9.3	8.6	66.7	15.4	-	100.0	F	-	-	-
6.5	11.6	66.4	15.5	-	100.0	M	4	-	-
7.7	13.5	62.5	16.3	-	100.0	F	-	-	-
5.2	12.8	66.6	15.4	-	100.0	M	5	-	-
7.3	13.4	63.1	16.2	-	100.0	F	-	-	-
11.2	13.2	55.0	20.6	-	100.0	M	T	-	-
7.2	13.5	61.7	17.6	-	100.0	F	-	-	-
10.4	13.3	56.4	19.9	-	100.0	M	1A	641/642	PR. ALIMENTAIRES, BOISSONS, TABAC
6.4	18.2	56.9	18.5	-	100.0	F	-	-	-
6.5	12.2	66.7	14.5	-	100.0	M	1B	-	-
6.4	17.5	58.0	18.1	-	100.0	F	-	-	-
8.4	13.4	60.6	17.7	-	100.0	M	2	-	-
6.6	12.8	64.0	16.5	-	100.0	F	-	-	-
8.1	13.3	61.1	17.5	-	100.0	M	3	-	-
17.3	23.4	31.9	27.4	-	100.0	F	-	-	-
-	-	-	-	-	100.0	M	4	-	-
15.4	25.6	30.5	28.5	-	100.0	F	-	-	-
19.2	12.7	34.5	33.6	-	100.0	M	5	-	-
-	-	-	-	-	100.0	F	-	-	-
16.6	12.4	39.1	31.9	-	100.0	M	1A	643	PHARMACIES
8.7	20.5	44.5	26.3	-	100.0	F	-	-	-
-	-	-	-	-	100.0	M	1B	-	-
8.2	20.9	44.1	26.8	-	100.0	F	-	-	-
11.4	17.3	47.4	23.9	-	100.0	M	2	-	-
7.9	18.5	38.9	34.8	-	100.0	F	-	-	-
10.4	17.6	45.1	26.9	-	100.0	M	3	-	-
14.3	19.1	41.2	25.4	-	100.0	F	-	-	-
14.6	16.4	41.5	27.5	-	100.0	M	4	-	-
14.5	17.5	41.4	26.6	-	100.0	F	-	-	-
-	-	-	-	-	100.0	M	5	-	-
-	-	-	-	-	100.0	F	-	-	-
12.7	18.5	43.6	25.2	-	100.0	M	T	-	-
13.2	16.9	41.1	28.9	-	100.0	F	-	-	-
12.9	17.8	42.5	26.8	-	100.0	M	1A	644	ART. MEDICAUX, PRODUITS D'ENTRETIEN
-	-	62.9	25.5	-	100.0	F	-	-	-
-	-	82.6	-	-	100.0	M	1B	-	-
-	10.0	69.4	19.5	-	100.0	F	-	-	-
-	-	62.4	-	-	100.0	M	2	-	-
-	32.6	58.6	-	-	100.0	F	-	-	-
-	27.4	59.8	-	-	100.0	M	3	-	-
8.7	16.8	61.9	-	-	100.0	F	-	-	-
9.7	15.9	57.2	17.3	-	100.0	M	4	-	-
-	20.9	57.6	16.8	-	100.0	F	-	-	-
13.3	16.0	61.2	-	-	100.0	M	5	-	-
12.6	16.3	54.0	16.7	-	100.0	F	-	-	-
13.8	17.0	54.4	16.7	-	100.0	M	T	-	-
13.1	17.0	61.6	-	-	100.0	F	-	-	-
13.4	10.0	64.6	12.3	-	100.0	M	1A	644	ART. MEDICAUX, PRODUITS D'ENTRETIEN
-	12.8	63.4	10.5	-	100.0	F	-	-	-
-	-	-	-	-	100.0	M	1B	-	-
-	-	-	-	-	100.0	F	-	-	-
9.5	14.9	61.9	13.8	-	100.0	M	2	-	-
11.2	16.0	57.1	15.7	-	100.0	F	-	-	-
10.9	15.8	57.9	15.4	-	100.0	M	3	-	-
-	-	-	-	-	100.0	F	-	-	-
-	-	-	-	-	100.0	M	4	-	-
-	-	-	-	-	100.0	F	-	-	-
-	-	-	-	-	100.0	M	5	-	-
-	-	-	-	-	100.0	F	-	-	-
-	19.9	-	-	-	100.0	M	T	-	-
-	-	-	-	-	100.0	F	-	-	-
-	-	-	-	-	100.0	M	1A	644	ART. MEDICAUX, PRODUITS D'ENTRETIEN
-	-	-	-	-	100.0	F	-	-	-
-	38.0	-	14.8	-	100.0	M	1B	-	-
-	55.1	-	9.8	-	100.0	F	-	-	-
-	46.6	-	12.3	-	100.0	M	2	-	-
-	34.1	-	-	-	100.0	F	-	-	-
-	31.3	-	9.8	-	100.0	M	3	-	-
-	31.9	-	9.4	-	100.0	F	-	-	-
-	-	-	-	-	100.0	M	4	-	-
-	-	-	-	-	100.0	F	-	-	-
-	-	-	-	-	100.0	M	5	-	-
-	-	-	-	-	100.0	F	-	-	-
-	31.2	-	10.6	-	100.0	M	T	-	-
-	37.8	-	9.6	-	100.0	F	-	-	-
-	35.0	-	10.0	-	100.0	M	-	-	-

TAB.E1

EMPLOYEES ACCORDING TO ACTIVITY, SEX, QUALIFICATION, REGION AND TYPE OF EMPLOYEMENT

(THOUSANDS)		TYPE OF EMPLOYEMENT: FULL-TIME					(MILLIERS)		
ACTIVITY	NACE	Q U A L I F I C A T I O N	S E X	REGION					TOTAL
				NOORD	OOST	ZUID	WEST	(*)	
CLOTHING	645	1A	M	0.1	0.1	0.3	0.1	-	0.7
			F	-	-	-	-	-	-
			T	0.1	0.2	0.3	0.2	-	0.7
		1B	M	0.1	-	0.2	0.1	-	0.5
			F	-	-	0.1	-	-	0.2
			T	0.1	0.1	0.3	0.1	-	0.6
		2	M	0.1	0.2	0.9	0.2	-	1.4
			F	-	-	0.2	0.1	-	0.4
			T	0.1	0.3	1.1	0.2	-	1.7
		3	M	0.3	0.6	1.7	0.6	-	3.2
			F	0.2	0.3	1.7	0.8	-	3.1
			T	0.5	0.9	3.5	1.3	-	6.2
		4	M	0.2	0.4	2.0	0.6	-	3.2
			F	0.9	1.6	4.6	2.2	-	9.4
			T	1.1	2.1	6.6	2.8	-	12.6
5	M	-	-	-	-	-	-		
	F	-	-	-	-	-	-		
	T	-	-	-	-	-	-		
FOOTWEAR, LEATHER GOODS	646	1A	M	0.8	1.4	5.1	1.6	-	8.9
			F	1.2	2.0	6.7	3.1	-	13.0
			T	1.9	3.5	11.8	4.7	-	21.9
		1B	M	-	-	0.1	0.0	-	0.1
			F	-	-	-	-	-	-
			T	-	-	0.1	0.0	-	0.1
		2	M	0.1	0.1	0.3	0.1	-	0.5
			F	-	-	-	-	-	0.0
			T	0.1	0.1	0.3	0.1	-	0.5
		3	M	0.1	0.1	0.3	0.1	-	0.5
			F	0.0	0.1	0.4	0.1	-	0.7
			T	0.1	0.2	0.8	0.2	-	1.2
		4	M	0.0	0.0	0.3	0.1	-	0.4
			F	0.1	0.4	1.5	0.5	-	2.5
			T	0.2	0.4	1.7	0.6	-	2.9
5	M	-	-	-	-	-	-		
	F	-	-	-	-	-	-		
	T	0.1	0.2	1.1	0.4	-	1.8		
FURN. FABRICS, HOUSEHOLD TEXTILES	647	1A	M	0.2	0.5	1.8	0.6	-	3.1
			F	0.3	0.7	2.9	1.0	-	4.9
			T	-	-	0.1	0.1	-	0.1
		1B	M	-	-	0.1	0.1	-	0.1
			F	-	-	-	-	-	-
			T	-	-	0.1	0.1	-	0.1
		2	M	0.0	-	0.1	0.0	-	0.1
			F	-	-	-	-	-	-
			T	0.0	-	0.1	0.0	-	0.2
		3	M	0.1	0.1	0.5	0.2	-	0.7
			F	-	-	0.1	0.1	-	0.1
			T	0.1	0.1	0.5	0.2	-	0.8
		4	M	0.1	0.1	0.6	0.1	-	0.9
			F	0.1	-	0.2	0.1	-	0.4
			T	0.2	0.1	0.8	0.2	-	1.2
5	M	-	-	-	-	-	-		
	F	-	-	-	-	-	-		
	T	0.2	0.2	1.3	0.4	-	2.0		
HOUSEHOLD FITMENTS, APPLIANCES	648/649	1A	M	0.1	0.0	0.3	0.1	-	0.5
			F	0.3	0.2	1.6	0.4	-	2.5
			T	-	0.1	0.4	0.1	-	0.7
		1B	M	-	0.1	0.4	0.1	-	0.7
			F	-	0.1	0.5	0.2	-	0.8
			T	-	0.1	0.6	0.2	-	0.9
		2	M	0.2	0.3	1.2	0.4	-	2.0
			F	-	-	0.2	0.4	-	0.3
			T	0.2	0.3	1.2	0.4	-	2.0
		3	M	0.3	0.8	3.0	1.4	-	5.5
			F	0.1	0.2	0.6	0.3	-	1.2
			T	0.4	1.0	3.6	1.6	-	6.7
		4	M	0.4	0.8	3.6	1.3	-	6.1
			F	0.4	0.7	2.0	0.9	-	4.0
			T	0.9	1.5	5.6	2.2	-	10.1
5	M	-	-	-	-	-	-		
	F	-	-	-	-	-	-		
	T	-	-	-	-	-	-		
T	M	1.0	2.1	8.5	3.3	-	14.8		
	F	0.5	0.9	2.9	1.3	-	5.6		
	T	1.5	3.0	11.3	4.6	-	20.4		

TAB.E1

SALARIES SELON L'ACTIVITE, LE SEXE,  
LA QUALIFICATION, LA REGION ET LE  
REGIME DE TRAVAIL

REGIME DE TRAVAIL: TEMPS PLEIN

REGION						SEXE	QUALIFICATION	NACE	ACTIVITE	
MOORD	OOST	ZUID	WEST	(°)	TOTAL					
12.0	21.4	46.6	20.1	-	100.0	M	1A	645	ARTICLES D'HABILLEMENT	
12.4	21.3	43.6	22.7	-	100.0	F	1B			
18.6	.	48.5	24.6	-	100.0	M	2			
14.9	9.8	53.5	21.8	-	100.0	F	3			
6.4	17.4	65.1	11.1	-	100.0	M	4			
6.8	16.6	63.0	13.5	-	100.0	F	5			
8.4	18.9	55.1	17.7	-	100.0	M	T			
7.8	9.8	56.9	25.4	-	100.0	F	1A	646		
8.1	14.4	56.0	21.5	-	100.0	M	1B	CHAUSSURES, MAROQUINERIE		
7.6	13.0	60.9	18.5	-	100.0	F	2			
9.4	17.5	49.4	23.7	-	100.0	M	3			
9.0	16.3	52.3	22.4	-	100.0	F	4			
.	.	.	.	-	.	M	5			
8.6	16.2	57.8	17.5	-	100.0	F	T			
9.0	15.6	51.4	24.1	-	100.0	M	1A			647
8.8	15.8	54.0	21.4	-	100.0	F	1B		TISSUS D'AMEUBLEMENT	
.	.	47.1	30.8	-	100.0	M	2			
.	.	48.4	29.1	-	100.0	F	3			
.	.	45.3	38.0	-	100.0	M	4			
10.8	11.4	40.3	45.8	-	100.0	F	5			
10.5	11.1	57.1	21.3	-	100.0	M	T			
5.1	12.8	66.3	15.8	-	100.0	F	1A			648/649
4.8	15.2	60.4	19.6	-	100.0	M	1B			EQUIPEMENT DU FOYER
4.9	13.9	63.5	17.6	-	100.0	F	2			
5.6	7.5	66.8	20.1	-	100.0	M	3			
6.0	15.4	58.8	19.7	-	100.0	F	4			
5.9	14.3	60.0	19.8	-	100.0	M	5			
.	.	.	.	-	.	F	T			
6.2	12.0	61.3	20.5	-	100.0	M	1A	647		
5.8	15.2	58.8	20.2	-	100.0	F	1B	TISSUS D'AMEUBLEMENT		
5.9	14.0	59.7	20.3	-	100.0	M	2			
.	.	42.9	40.8	-	100.0	F	3			
.	.	42.7	39.3	-	100.0	M	4			
.	.	90.1	.	-	100.0	F	5			
13.7	.	89.3	.	-	100.0	M	T			
12.3	.	53.3	22.4	-	100.0	F	1A		648/649	
8.0	7.7	56.8	20.2	-	100.0	M	1B		EQUIPEMENT DU FOYER	
7.4	8.2	63.2	21.0	-	100.0	F	2			
16.2	8.2	63.0	22.7	-	100.0	M	3			
16.8	8.2	63.2	21.3	-	100.0	F	4			
16.4	6.5	64.5	11.2	-	100.0	M	5			
.	.	65.3	15.6	-	100.0	F	T			
.	.	64.7	12.5	-	100.0	M	1A			648/649
11.9	7.6	63.0	17.6	-	100.0	F	1B			EQUIPEMENT DU FOYER
13.3	4.9	65.5	16.3	-	100.0	M	2			
12.1	7.0	63.5	17.3	-	100.0	F	3			
.	19.6	59.7	17.7	-	100.0	M	4			
.	19.4	58.6	19.1	-	100.0	F	5			
.	14.1	61.2	23.5	-	100.0	M	T			
.	.	74.6	.	-	100.0	F	1A	648/649		
8.9	13.3	62.7	23.0	-	100.0	M	1B	EQUIPEMENT DU FOYER		
8.6	15.8	54.8	20.5	-	100.0	F	2			
8.6	14.6	77.7	.	-	100.0	M	3			
6.2	14.6	57.8	18.0	-	100.0	F	4			
8.4	15.6	54.4	24.7	-	100.0	M	5			
6.6	14.8	52.2	23.9	-	100.0	F	T			
7.3	12.9	54.0	24.6	-	100.0	M	1A		648/649	
10.1	17.4	59.2	20.6	-	100.0	F	1B		EQUIPEMENT DU FOYER	
8.4	14.7	49.0	23.5	-	100.0	M	2			
.	.	55.1	21.7	-	100.0	F	3			
.	.	.	.	-	.	M	4			
.	.	.	.	-	.	F	5			
6.6	14.3	57.0	22.1	-	100.0	M	T			
9.3	16.3	51.4	22.9	-	100.0	F	1A			648/649
7.3	14.8	55.5	22.4	-	100.0	M	1B			EQUIPEMENT DU FOYER

TAB.E1

EMPLOYEES ACCORDING TO ACTIVITY,SEX,  
QUALIFICATION,REGION AND TYPE OF  
EMPLOYEMENT

(THOUSANDS)		TYPE OF EMPLOYEMENT: FULL-TIME				(MILLIERS)			
ACTIVITY	NACE	Q U A L I F I C A T I O N	S E X	REGION					
				NOORD	OOST	ZUID	WEST	(*)	TOTAL
BOOKS, NEWSPRS., STATIONERY, OFFICE SUPPS.	653	1A	M	-	-	0.1	-	-	0.1
			F	-	-	-	-	-	-
		1B	M	0.0	-	0.1	0.1	-	0.2
			F	-	-	-	-	-	-
		2	M	0.0	-	0.1	0.1	-	0.2
			F	0.0	-	0.2	-	-	0.2
		3	M	0.0	0.1	0.3	0.1	-	0.5
			F	0.1	-	0.2	0.1	-	0.4
		4	M	0.1	0.1	0.6	0.1	-	0.9
			F	0.1	0.1	0.5	0.1	-	0.8
		5	M	0.2	0.1	1.0	0.3	-	1.6
			F	-	-	-	-	-	-
		T	M	0.3	0.1	1.3	0.3	-	1.9
			F	0.1	0.1	0.8	0.2	-	1.2
		OTHER RETAIL DISTRIBUTION	654/655	1A	M	0.4	0.2	2.1	0.5
F	0.1				-	0.1	-	-	0.2
1B	M			0.1	-	0.1	-	-	0.2
	F			-	0.0	0.2	-	-	0.2
2	M			0.1	0.1	0.3	0.1	-	0.5
	F			0.1	-	0.0	-	-	0.1
3	M			0.1	0.1	0.3	0.1	-	0.5
	F			0.1	0.2	1.2	0.2	-	1.7
4	M			0.0	0.0	0.3	0.0	-	0.3
	F			0.1	0.3	1.5	0.2	-	2.1
5	M			0.1	0.1	1.3	0.2	-	1.7
	F			0.1	0.1	0.8	0.1	-	1.1
T	M			0.2	0.2	2.1	0.3	-	2.8
	F			-	-	-	-	-	-
VARIOUS NON-FOOD PRODUCTS	656			1A	M	0.4	0.5	3.0	0.4
		F	0.1		0.1	1.2	0.2	-	1.6
		1B	M	0.5	0.6	4.2	0.6	-	5.9
			F	-	-	-	-	-	0.1
		2	M	-	0.1	-	0.1	-	0.2
			F	-	0.1	-	-	-	0.2
		3	M	0.3	0.3	0.3	0.4	-	1.3
			F	0.1	0.1	0.1	0.1	-	0.4
		4	M	0.4	0.5	0.5	0.5	-	2.4
			F	0.2	0.7	0.8	0.8	-	2.5
		5	M	1.2	1.2	1.6	1.6	-	5.6
			F	1.2	2.2	2.2	2.2	-	8.4
		T	M	2.4	2.4	3.8	3.8	-	15.6
			F	-	-	-	-	-	-
		RETAIL TRADE	64/653- 656	1A	M	2.1	-	-	2.6
F	1.6				-	-	2.7	-	4.3
1B	M			3.7	-	-	5.2	-	8.9
	F			0.3	0.5	1.3	0.6	-	2.7
2	M			0.3	0.5	0.1	0.1	-	1.0
	F			0.3	0.4	2.9	0.7	-	4.3
3	M			0.4	0.1	0.5	0.1	-	1.1
	F			0.8	0.5	3.4	0.8	-	5.5
4	M			0.2	1.6	5.2	1.8	-	8.8
	F			1.0	0.4	1.7	0.4	-	3.5
5	M			1.0	1.9	6.9	2.2	-	12.0
	F			2.1	4.1	14.2	5.2	-	26.6
T	M			1.0	2.0	7.4	3.2	-	13.6
	F			3.1	6.0	21.6	8.4	-	39.1
4	M			3.3	4.9	17.0	6.8	-	32.0
	F	4.5	8.8	21.0	10.5	-	44.8		
5	M	7.7	11.8	38.0	17.3	-	74.8		
	F	-	-	-	-	-	-		
T	M	6.8	11.4	40.5	15.1	-	73.8		
	F	5.7	9.4	30.8	14.3	-	60.1		
T	M	12.4	20.8	71.3	29.4	-	133.9		
	F	-	-	-	-	-	-		



TAB.E1

SALARIES SELON L ACTIVITE, LE SEXE,  
LA QUALIFICATION, LA REGION ET LE  
REGIME DE TRAVAIL

REGIME DE TRAVAIL: TEMPS PLEIN

(%) (x)

REGION						SEX E	O U A L I F I C A T I O N M	NACE	ACTIVITE
MOORD	OOST	ZUID	WEST	(°)	TOTAL				
-	-	62.1	-	-	100.0	M	1A	653	LIVRES, JOURN., PAPIER, EQ. BUREAU
16.7	-	64.6	31.4	-	100.0	F	1B		
17.4	-	51.0	-	-	100.0	T			
9.4	-	49.6	32.1	-	100.0	F	2		
8.3	-	83.4	-	-	100.0	T			
10.5	8.8	85.5	-	-	100.0	F	3		
8.3	-	83.7	-	-	100.0	T			
9.7	7.5	64.8	16.0	-	100.0	F	4		
14.2	7.0	70.5	16.0	-	100.0	T			
8.6	9.0	66.8	16.0	-	100.0	F	5		
11.2	8.1	65.1	13.8	-	100.0	T			
-	-	62.6	19.8	-	100.0	F	1A	654/655	AUTRES COMMERCES DE DETAIL
-	-	63.8	16.9	-	100.0	T			
12.9	6.3	-	-	-	100.0	F	1B		
8.5	7.8	65.8	15.0	-	100.0	T			
11.2	6.9	65.3	18.4	-	100.0	F	2		
33.6	-	65.6	16.3	-	100.0	T			
31.0	-	52.7	-	-	100.0	F	3		
-	14.8	55.2	-	-	100.0	T			
15.1	14.2	76.4	-	-	100.0	F	4		
14.1	17.8	88.8	-	-	100.0	T			
6.8	13.9	78.2	-	-	100.0	F	5		
6.3	8.0	56.2	10.8	-	100.0	T			
6.7	12.7	78.4	-	-	100.0	F	1A	656	PRODUITS DIVERS NON ALIMENT.
6.4	7.6	58.2	9.8	-	100.0	T			
6.2	5.5	69.7	9.5	-	100.0	F	1B		
6.3	6.8	76.2	9.4	-	100.0	T			
-	-	71.1	8.5	-	100.0	F	2		
8.5	11.6	75.8	10.2	-	100.0	T			
6.0	6.6	77.3	11.1	-	100.0	F	3		
7.8	10.2	76.4	10.6	-	100.0	T			
-	-	-	-	-	-	F	4		
-	-	-	-	-	-	T			
-	-	-	-	-	-	F	5		
-	-	-	-	-	-	T			
-	-	-	-	-	-	F	1A	64/653-656	COMMERCE DE DETAIL
10.5	14.4	70.2	9.8	-	100.0	T			
10.1	13.6	77.3	10.1	-	100.0	F	1B		
7.4	14.0	72.1	9.9	-	100.0	T			
6.9	18.4	-	-	-	100.0	F	2		
8.7	18.6	49.9	5.2	-	100.0	T			
7.3	9.5	43.6	4.7	-	100.0	F	3		
8.4	14.4	48.3	19.3	-	100.0	T			
8.2	10.2	66.3	10.2	-	100.0	F	4		
7.1	14.5	68.0	16.9	-	100.0	T			
10.2	15.4	66.7	12.8	-	100.0	F	5		
10.4	16.0	66.7	16.3	-	100.0	T			
10.3	15.7	65.4	19.3	-	100.0	F	1A		
-	-	63.1	15.6	-	100.0	T			
-	-	57.1	18.5	-	100.0	F	1B		
9.2	15.5	55.5	20.4	-	100.0	T			
9.4	15.6	54.8	23.5	-	100.0	F	2		
9.3	15.5	55.2	21.5	-	100.0	T			
-	-	53.1	21.3	-	100.0	F	3		
-	-	49.1	24.5	-	100.0	T			
-	-	50.8	23.1	-	100.0	F	4		
-	-	-	-	-	-	T			
-	-	-	-	-	-	F	5		
-	-	-	-	-	-	T			
-	-	-	-	-	-	F			
-	-	-	-	-	-	T			
9.2	15.5	54.9	20.5	-	100.0	F			
9.4	15.6	51.2	23.7	-	100.0	T			
9.3	15.5	53.2	21.9	-	100.0	F			

TAB.E1

EMPLOYEES ACCORDING TO ACTIVITY,SEX,  
QUALIFICATION,REGION AND TYPE OF  
EMPLOYEMENT

(THOUSANDS)

TYPE OF EMPLOYEMENT: PART-TIME

(MILLIERS)

ACTIVITY	NACE	O U A L I F I C A T I O N	S E X	REGION					TOTAL
				NOORD	OOST	ZUID	WEST	(*)	
AGRIC. PRIMARY PROD., LIVE- STOCK, TEXT.	611	1A	M	-	-	-	-	-	-
			F	-	-	-	-	-	-
		1B	M	-	-	-	-	-	-
			F	-	-	-	-	-	-
		2	M	-	-	-	-	-	-
			F	-	-	-	-	-	-
		3	M	-	-	-	-	-	-
			F	-	-	0.0	0.0	-	0.1
		4	M	-	-	0.1	0.1	-	0.2
			F	-	-	0.0	-	-	0.1
		5	M	0.1	-	0.3	0.1	-	0.5
			F	0.1	-	0.3	0.1	-	0.5
		T	M	-	0.0	0.1	-	-	0.2
F	-		0.0	0.2	-	-	0.2		
FUELS, ORES, INDUSTRIAL CHEMICALS	612	1A	M	0.1	0.1	0.5	0.1	-	0.8
			F	0.2	0.1	0.5	0.2	-	1.0
		1B	M	-	-	-	-	-	-
			F	-	-	-	-	-	-
		2	M	-	-	-	-	-	-
			F	-	-	0.1	-	-	0.1
		3	M	-	-	0.1	-	-	0.1
			F	-	-	0.0	-	-	0.1
		4	M	-	-	0.2	-	-	0.3
			F	-	-	0.3	-	-	0.3
		5	M	-	0.0	0.1	-	-	0.1
			F	-	0.1	0.6	0.0	-	0.7
		T	M	-	-	0.7	0.0	-	0.8
F	-		-	0.0	-	-	0.0		
TIMBER, BUILDING MATERIALS	613	1A	M	-	0.1	0.9	0.1	-	1.1
			F	-	0.1	1.1	0.1	-	1.3
		1B	M	-	-	-	-	-	-
			F	-	-	-	-	-	-
		2	M	-	-	-	-	-	-
			F	-	-	-	-	-	-
		3	M	-	-	-	-	-	-
			F	-	-	0.1	-	-	0.1
		4	M	-	0.1	0.2	-	-	0.3
			F	-	0.1	0.1	0.1	-	0.2
		5	M	0.1	0.1	0.3	0.1	-	0.5
			F	0.1	0.2	0.3	0.2	-	0.8
		T	M	-	-	0.1	-	-	0.1
F	-		0.1	0.1	0.1	-	0.2		
MACHINERY, EQUIPMENTS, VEHICLES	614	1A	M	0.1	0.1	0.1	0.1	-	0.4
			F	0.1	0.2	0.5	0.2	-	0.9
		1B	M	-	0.3	0.6	0.3	-	1.3
			F	-	-	-	-	-	-
		2	M	-	-	-	-	-	-
			F	-	-	-	-	-	-
		3	M	-	-	0.1	-	-	0.1
			F	-	-	-	-	-	-
		4	M	-	-	0.8	-	-	0.8
			F	-	-	0.9	-	-	1.0
		5	M	-	0.1	0.2	0.1	-	0.3
			F	-	0.1	1.2	0.2	-	1.6
		T	M	-	-	1.5	0.3	-	1.8
F	-		-	-	-	-	0.1		
T	M	-	-	0.1	-	-	0.1		
	F	0.1	0.1	0.4	0.2	-	0.7		
T	M	-	-	2.2	0.3	-	2.7		
	F	0.1	0.2	2.6	0.5	-	3.4		

TAB.E1

SALARIES SELON L ACTIVITE, LE SEXE,  
LA QUALIFICATION, LA REGION ET LE  
REGIME DE TRAVAIL

REGIME DE TRAVAIL: TEMPS PARTIEL

(%)

(%)

REGION						SEXE	QUALIFICATION	NACE	ACTIVITE
NOORD	OOST	ZUID	WEST	(*)	TOTAL				
-	-	-	-	-	-	M	1A	611	MAT. PREM. AGR., ANIMAUX, TEXTILES
-	-	-	-	-	-	F	1B		
-	-	-	-	-	-	T	2		
-	-	-	-	-	100.0	M	3		
-	-	35.2	40.9	-	100.0	F	3		
-	-	29.2	40.8	-	100.0	T	3		
-	-	57.6	-	-	100.0	M	4		
17.6	-	59.6	17.7	-	100.0	F	4		
18.3	-	59.4	17.3	-	100.0	T	4		
-	-	80.9	-	-	100.0	M	5		
-	-	69.7	-	-	100.0	F	5		
-	15.9	71.7	-	-	100.0	T	5		
-	-	46.4	-	-	100.0	M	T		
16.5	7.2	58.0	18.3	-	100.0	F	T		
17.8	7.1	56.0	19.1	-	100.0	T	T		
-	-	-	-	-	-	M	1A	612	COMBUSTIBLES, MINERAIS, PR. CHIMIQUES
-	-	-	-	-	-	F	1B		
-	-	-	-	-	-	T	2		
-	-	-	-	-	100.0	M	3		
-	-	89.8	-	-	100.0	F	3		
-	-	92.1	-	-	100.0	T	3		
-	-	82.7	-	-	100.0	M	4		
-	-	83.4	-	-	100.0	F	4		
-	-	83.2	-	-	100.0	T	4		
-	-	58.4	-	-	100.0	M	5		
-	6.3	86.9	5.7	-	100.0	F	5		
-	11.9	81.7	5.5	-	100.0	T	5		
-	-	71.4	-	-	100.0	M	T		
-	-	67.1	-	-	100.0	F	T		
-	-	66.9	-	-	100.0	T	T		
-	6.4	85.4	7.2	-	100.0	M	1A	613	BOIS, MATERIAUX DE CONSTR.
-	9.7	81.7	7.5	-	100.0	F	1B		
-	-	-	-	-	-	T	2		
-	-	-	-	-	-	M	3		
-	-	-	-	-	100.0	F	3		
-	-	61.4	-	-	100.0	T	3		
-	17.6	59.6	-	-	100.0	M	4		
-	39.4	26.5	25.0	-	100.0	F	4		
12.7	19.5	46.9	20.9	-	100.0	T	4		
11.6	25.4	40.8	22.1	-	100.0	M	5		
-	-	-	-	-	100.0	F	5		
-	-	66.5	-	-	100.0	T	5		
-	-	60.4	28.3	-	100.0	M	T		
-	29.6	35.6	26.4	-	100.0	F	T		
11.8	16.4	53.6	18.1	-	100.0	T	T		
10.9	20.1	48.5	20.4	-	100.0	M	1A	614	MACHINES, VEHICULES
-	-	-	-	-	-	F	1B		
-	-	-	-	-	-	T	2		
-	-	-	-	-	100.0	M	3		
-	-	78.7	-	-	100.0	F	3		
-	-	88.6	-	-	100.0	T	3		
-	-	84.8	-	-	100.0	M	4		
-	-	65.0	32.8	-	100.0	F	4		
-	5.2	78.7	11.7	-	100.0	T	4		
-	4.6	76.3	15.5	-	100.0	M	5		
-	-	-	-	-	100.0	F	5		
-	-	72.6	-	-	100.0	T	5		
-	-	62.6	31.8	-	100.0	M	T		
3.1	5.1	82.3	9.4	-	100.0	F	T		
3.1	4.6	78.4	13.9	-	100.0	T	T		

TAB.E1

EMPLOYEES ACCORDING TO ACTIVITY, SEX, QUALIFICATION, REGION AND TYPE OF EMPLOYEMENT

(THOUSANDS)

TYPE OF EMPLOYEMENT: PART-TIME

(MILLIERS)

ACTIVITY	NACE	QUALIFICATION	SEX	REGION						
				NOORD	OOST	ZUID	WEST	(*)	TOTAL	
FURNITURE, HSEHD. GOODS, HARDWARE	615	1A	M	-	-	-	-	-	-	-
			F	-	-	-	-	-	-	-
		1B	M	-	-	-	-	-	-	-
			F	-	-	-	-	-	-	-
		2	M	-	-	0.1	-	-	-	0.2
			F	-	-	0.1	-	-	-	0.2
		3	M	-	0.1	0.3	-	0.1	-	0.4
			F	-	0.1	0.3	-	0.1	-	0.5
		4	M	-	0.1	0.1	-	-	-	0.2
			F	0.1	0.2	0.7	-	0.3	-	1.2
		5	M	0.1	0.2	0.8	-	0.3	-	1.4
			F	-	-	0.1	-	-	-	0.1
		T	M	0.1	0.1	0.1	-	0.1	-	0.2
			F	0.1	0.3	1.2	-	0.4	-	2.0
T	M	0.2	0.4	1.3	-	0.5	-	2.4		
	F	-	-	-	-	-	-	-		
TEXTILES, CLOTHING, FOOTWR, LEATHERWARE	616	1A	M	-	-	-	-	-	-	
			F	-	-	-	-	-	-	
		1B	M	-	-	0.1	-	-	-	0.1
			F	-	-	0.2	-	-	-	0.2
		2	M	-	-	-	-	-	-	-
			F	-	-	0.0	-	-	-	0.0
		3	M	-	-	0.0	-	-	-	0.0
			F	-	0.0	0.1	-	0.0	-	0.2
		4	M	-	0.0	0.2	-	0.0	-	0.2
			F	-	0.1	0.5	-	0.1	-	0.7
		5	M	0.0	0.1	0.6	-	0.1	-	0.8
			F	0.0	0.1	0.0	-	-	-	0.0
		T	M	-	0.0	0.2	-	0.0	-	0.2
			F	-	0.0	0.2	-	0.0	-	0.3
T	M	0.0	0.1	0.1	-	0.0	-	0.2		
	F	0.1	0.1	1.0	-	0.2	-	1.4		
FOOD, DRINK, TOBACCO	617	1A	M	-	-	1.2	-	0.2	-	1.6
			F	-	-	-	-	-	-	-
		1B	M	-	-	-	-	-	-	-
			F	-	-	-	-	-	-	-
		2	M	-	-	-	-	-	-	0.1
			F	-	-	-	-	-	-	-
		3	M	-	-	-	-	-	-	0.1
			F	-	0.1	0.2	-	0.2	-	0.5
		4	M	-	0.1	0.2	-	0.2	-	0.6
			F	-	0.1	0.2	-	0.1	-	0.5
		5	M	0.1	0.1	0.6	-	0.3	-	1.0
			F	0.1	0.2	0.8	-	0.4	-	1.5
		T	M	-	-	0.1	-	-	-	0.2
			F	-	-	0.2	-	0.2	-	0.4
T	M	-	0.2	0.3	-	0.2	-	0.6		
	F	0.1	0.2	0.4	-	0.2	-	0.8		
TOBACCO PRODUCTS	617.6	1A	M	0.1	0.2	1.0	-	0.7	-	2.0
			F	0.2	0.4	1.4	-	0.8	-	2.8
		1B	M	-	-	-	-	-	-	-
			F	-	-	-	-	-	-	-
		2	M	-	-	-	-	-	-	-
			F	-	-	-	-	-	-	-
		3	M	-	-	-	-	-	-	-
			F	-	-	-	-	-	-	-
		4	M	-	-	-	-	-	-	-
			F	-	-	-	-	-	-	-
		5	M	-	-	-	-	-	-	-
			F	-	-	-	-	-	-	-
		T	M	-	-	-	-	-	-	-
			F	-	-	-	-	-	-	-

TAB.E1

SALARIES SELON L ACTIVITE, LE SEXE,  
LA QUALIFICATION, LA REGION ET LE  
REGIME DE TRAVAIL

REGIME DE TRAVAIL: TEMPS PARTIEL

(%) (x)

REGION						SEXE	QUALIFICATION	NACE	ACTIVITE	
NOORD	OOST	ZUID	WEST	(°)	TOTAL					
-	-	-	-	-	-	M	1A	615	MEUBLES, ART. MENAGERS , QUINCAILLERIE	
-	-	-	-	-	-	F	1B			
-	-	-	-	-	-	M	2			
-	-	48.1	-	-	100.0	F	3			
-	-	45.1	-	-	100.0	M	4			
-	14.7	62.2	18.2	-	100.0	F	5			
-	16.1	60.7	16.5	-	100.0	M	T			
-	30.1	47.4	-	-	100.0	F	1A	616		TEXTILE, HABILLEMENT, CHAUSSURES
6.4	13.4	57.9	22.3	-	100.0	M	1B			
7.5	15.4	56.6	20.5	-	100.0	F	2			
-	-	57.2	-	-	100.0	M	3			
-	-	51.9	29.5	-	100.0	F	4			
13.8	28.0	44.9	13.3	-	100.0	M	5			
7.1	13.4	57.9	21.6	-	100.0	F	T			
8.1	15.7	55.9	20.3	-	100.0	M	1A	617		
-	-	-	-	-	-	F	1B			
-	-	98.6	-	-	100.0	M	2			
-	-	97.4	-	-	100.0	F	3			
-	-	72.3	-	-	100.0	M	4			
-	-	81.3	-	-	100.0	F	5			
-	11.8	59.4	23.4	-	100.0	M	T			
-	9.5	63.8	20.4	-	100.0	F	1A	617.6	PRODUITS DU TABAC	
-	-	73.9	-	-	100.0	M	1B			
4.7	8.8	71.6	14.9	-	100.0	F	2			
5.1	8.3	71.8	14.7	-	100.0	M	3			
-	-	56.6	-	-	100.0	F	4			
-	-	81.9	11.1	-	100.0	M	5			
-	7.1	77.9	12.7	-	100.0	F	T			
-	-	70.9	17.0	-	100.0	M	1A	617		PRODUITS ALIM., BOISSONS, TABAC
3.5	7.6	74.9	13.9	-	100.0	F	1B			
4.1	7.2	74.4	14.3	-	100.0	M	2			
-	-	-	-	-	-	F	3			
-	-	-	-	-	-	M	4			
-	24.5	31.2	39.1	-	100.0	F	5			
-	23.4	35.4	36.5	-	100.0	M	T			
-	25.0	42.3	27.5	-	100.0	F	1A	617.6		
6.5	9.0	58.1	26.5	-	100.0	M	1B			
8.1	14.2	52.9	26.8	-	100.0	F	2			
-	-	53.8	-	-	100.0	M	3			
-	-	46.5	46.0	-	100.0	F	4			
-	-	49.1	35.4	-	100.0	M	5			
-	24.6	48.8	22.8	-	100.0	F	T			
6.5	11.7	49.3	32.5	-	100.0	M	1A	617.6	PRODUITS DU TABAC	
5.8	15.4	49.1	29.7	-	100.0	F	1B			
-	-	-	-	-	-	M	2			
-	-	-	-	-	-	F	3			
-	-	-	-	-	-	M	4			
-	-	-	-	-	-	F	5			
-	-	-	-	-	-	M	T			
-	-	-	-	-	-	F	1A	617		PRODUITS ALIM., BOISSONS, TABAC
-	-	-	-	-	-	M	1B			
-	-	-	-	-	-	F	2			
-	-	-	-	-	-	M	3			
-	-	-	-	-	-	F	4			
-	-	-	-	-	-	M	5			
-	-	-	-	-	-	F	T			

TAB.E1

EMPLOYEES ACCORDING TO ACTIVITY, SEX, QUALIFICATION, REGION AND TYPE OF EMPLOYEMENT

(THOUSANDS)		TYPE OF EMPLOYEMENT: PART-TIME				(MILLIERS)			
ACTIVITY	NACE	QUALIFICATION	SEX	REGION					
				NOORD	OOST	ZUID	WEST	(*)	TOTAL
PHARMACEUTICAL, MEDICAL GDS., CLEANING MAT.	618	1A	M	-	-	-	-	-	-
			F	-	-	-	-	-	-
		1B	M	-	-	-	-	-	0.0
			F	-	-	-	-	-	0.0
		2	M	-	-	-	-	-	0.0
			F	-	-	-	-	-	0.0
		3	M	-	0.0	-	0.0	-	0.4
			F	-	0.0	-	0.0	-	0.4
		4	M	-	0.1	-	0.0	-	0.6
			F	-	0.1	-	0.0	-	0.6
		5	M	-	-	-	0.0	-	0.0
			F	-	-	-	0.0	-	0.2
		T	M	-	0.1	-	0.1	-	0.1
F	-		0.1	-	0.1	-	1.2		
PHARMACEUTICALS	618.1	1A	M	-	-	-	-	-	
			F	-	-	-	-	-	-
		1B	M	-	-	-	-	-	-
			F	-	-	-	-	-	-
		2	M	-	-	-	-	-	-
			F	-	-	-	-	-	-
		3	M	-	-	-	-	-	-
			F	-	-	-	-	-	-
		4	M	-	-	-	-	-	-
			F	-	-	-	-	-	-
		5	M	-	-	-	-	-	-
			F	-	-	-	-	-	-
		T	M	-	-	-	-	-	-
F	-		-	-	-	-	-		
OTHER WHOLESALE DISTRIBUTION	619	1A	M	-	-	-	-	-	
			F	-	-	-	-	-	-
		1B	M	-	-	-	-	-	0.0
			F	-	-	-	-	-	0.0
		2	M	-	-	-	-	-	0.1
			F	-	-	-	-	-	0.1
		3	M	-	-	-	-	-	0.1
			F	-	-	-	-	-	0.0
		4	M	-	0.1	-	-	-	0.4
			F	-	0.1	-	-	-	0.4
		5	M	-	0.1	-	0.1	-	0.9
			F	-	0.1	-	0.1	-	1.0
		T	M	-	0.1	-	0.0	-	0.5
F	-		0.1	-	0.1	-	0.6		
T	M	-	0.1	-	0.1	-	0.3		
	F	-	0.3	-	0.1	-	2.0		
PAPER, BOOKS, STATIONERY, NEWSPAPERS	619.1/2	1A	M	-	-	-	-	-	
			F	-	-	-	-	-	-
		1B	M	-	-	-	-	-	-
			F	-	-	-	-	-	-
		2	M	-	-	-	-	-	-
			F	-	-	-	-	-	-
		3	M	-	-	-	-	-	-
			F	-	-	-	-	-	-
		4	M	-	-	-	-	-	-
			F	-	-	-	-	-	-
		5	M	-	-	-	-	-	-
			F	-	-	-	-	-	-
		T	M	-	-	-	-	-	-
F	-		-	-	-	-	-		

TAB.E1

SALARIES SELON L ACTIVITE, LE SEXE,  
LA QUALIFICATION, LA REGION ET LE  
REGIME DE TRAVAIL

(%) REGIME DE TRAVAIL: TEMPS PARTIEL (%)

REGION						SEXE	QUALIFICATION	NACE	ACTIVITE
NOORD	OOST	ZUID	WEST	(*)	TOTAL				
-	-	-	-	-	-	M	1A	618	PR. PHARM., MEDICAMENTS, D'ENTRETIEN
-	-	-	-	-	-	F	1B		
-	-	-	-	-	100.0	M	2		
-	-	-	-	-	100.0	F	3		
6.0	-	-	7.4	-	100.0	M	4		
7.2	-	-	7.0	-	100.0	F	5		
12.5	-	-	5.3	-	100.0	M	T		
12.0	-	-	5.4	-	100.0	F	1A	618.1	
-	-	-	16.9	-	100.0	M	1B		
-	-	-	18.9	-	100.0	F	2		
9.4	-	-	7.4	-	100.0	M	3		
10.0	-	-	7.0	-	100.0	F	4		
-	-	-	-	-	-	M	5		
-	-	-	-	-	-	F	T		
-	-	-	-	-	-	M	1A	619	
-	-	-	-	-	-	F	1B		
-	-	-	-	-	100.0	M	2		
-	-	-	-	-	100.0	F	3		
-	-	-	-	-	100.0	M	4		
-	-	-	-	-	100.0	F	5		
-	-	-	-	-	100.0	M	T		
-	-	-	-	-	100.0	F	1A	619.1/2	
-	-	-	-	-	100.0	M	1B		
-	-	-	-	-	100.0	F	2		
13.5	-	-	-	-	100.0	M	3		
16.0	-	-	-	-	100.0	F	4		
13.0	-	-	5.6	-	100.0	M	5		
14.1	-	-	5.1	-	100.0	F	T		
51.4	-	-	-	-	100.0	M	1A	619.1/2	
13.6	-	-	8.3	-	100.0	F	1B		
19.7	-	-	8.4	-	100.0	M	2		
34.0	-	-	-	-	100.0	F	3		
13.0	-	-	6.6	-	100.0	M	4		
15.6	-	-	6.5	-	100.0	F	5		
-	-	-	-	-	-	M	T		
-	-	-	-	-	-	F	1A	619.1/2	
-	-	-	-	-	-	M	1B		
-	-	-	-	-	-	F	2		
-	-	-	-	-	-	M	3		
-	-	-	-	-	-	F	4		
-	-	-	-	-	-	M	5		
-	-	-	-	-	-	F	T		
-	-	-	-	-	-	M	1A	619.1/2	
-	-	-	-	-	-	F	1B		
-	-	-	-	-	-	M	2		
-	-	-	-	-	-	F	3		
-	-	-	-	-	-	M	4		
-	-	-	-	-	-	F	5		
-	-	-	-	-	-	M	T		
-	-	-	-	-	-	F	1A	619.1/2	
-	-	-	-	-	-	M	1B		
-	-	-	-	-	-	F	2		
-	-	-	-	-	-	M	3		
-	-	-	-	-	-	F	4		
-	-	-	-	-	-	M	5		
-	-	-	-	-	-	F	T		

TAB.E1

EMPLOYEES ACCORDING TO ACTIVITY, SEX, QUALIFICATION, REGION AND TYPE OF EMPLOYEMENT

(THOUSANDS)		TYPE OF EMPLOYEMENT: PART-TIME				(MILLIERS)			
ACTIVITY	NACE	QUALIFICATION	SEX	REGION					
				NOORD	OOST	ZUID	WEST	(*)	TOTAL
WHOLESALE TRADE	61	1A	M	-	-	0.0	-	-	0.1
			F	-	-	0.1	-	-	0.1
		1B	M	-	-	0.1	-	-	0.1
			F	-	-	0.3	-	-	0.3
		2	M	-	-	0.3	-	0.0	0.4
			F	-	-	0.1	-	-	0.2
		3	M	-	0.1	0.4	-	0.1	0.6
			F	0.1	0.1	0.3	-	0.1	0.7
		4	M	0.1	0.4	2.4	-	0.5	3.5
			F	0.2	0.5	2.7	-	0.6	4.0
		5	M	0.1	0.4	0.9	-	0.3	1.7
			F	0.4	0.8	5.3	-	1.1	7.7
		T	M	0.5	1.1	6.2	-	1.5	9.4
			F	0.1	0.2	0.4	-	0.2	0.7
FOOD, DRINK, TOBACCO	641/642	1A	M	0.1	0.2	1.3	-	0.4	1.9
			F	0.1	0.3	1.7	-	0.5	2.6
		1B	M	0.2	0.6	1.7	-	0.7	3.2
			F	0.7	1.4	9.8	-	2.1	14.0
		2	M	0.9	2.0	11.5	-	2.8	17.3
			F	-	-	-	-	-	-
		3	M	-	-	-	-	-	-
			F	-	-	-	-	-	-
		4	M	-	0.2	0.1	-	0.1	0.4
			F	-	0.2	0.6	-	0.2	1.0
		5	M	0.9	2.0	5.1	-	3.6	11.5
			F	1.3	3.1	8.6	-	5.2	18.2
		T	M	2.2	5.1	13.7	-	8.7	29.6
			F	-	-	-	-	-	-
DISPENSING CHEMISTS	643	1A	M	0.9	2.2	5.2	-	3.7	11.9
			F	1.3	3.3	9.2	-	5.4	19.3
		1B	M	2.2	5.5	14.4	-	9.8	31.2
			F	-	-	-	-	-	-
		2	M	-	-	0.0	-	-	0.0
			F	-	-	0.0	-	-	0.0
		3	M	0.0	0.1	0.4	-	0.0	0.6
			F	0.0	0.1	0.4	-	0.0	0.6
		4	M	0.1	0.1	0.7	-	0.1	1.0
			F	0.1	0.1	0.7	-	0.1	1.0
		5	M	0.2	0.1	0.6	-	0.1	1.0
			F	0.2	0.2	0.7	-	0.1	1.2
		T	M	-	-	-	-	-	-
			F	-	-	-	-	-	-
MEDICAL GOODS, COSMETICS, CLEANING.MAT.	644	1A	M	0.3	0.3	0.2	-	0.0	0.3
			F	0.3	0.3	1.8	-	0.2	2.6
		1B	M	-	-	2.0	-	0.2	2.8
			F	-	-	-	-	-	-
		2	M	-	-	-	-	-	-
			F	-	-	-	-	-	-
		3	M	-	-	-	-	-	-
			F	-	-	-	-	-	-
		4	M	-	-	-	-	-	-
			F	-	-	-	-	-	-
		5	M	-	0.0	-	-	-	0.0
			F	-	0.0	-	-	-	0.2
		T	M	-	-	-	-	-	-
			F	-	0.0	-	-	-	0.2



TAB.E1

SALARIES SELON L ACTIVITE, LE SEXE,  
LA QUALIFICATION, LA REGION ET LE  
REGIME DE TRAVAIL

REGIME DE TRAVAIL: TEMPS PARTIEL

REGION						SEXE	QUALIFICATION	NACE	ACTIVITE
NOORD	OOST	ZUID	WEST	(°)	TOTAL				
-	-	66.5	-	-	100.0	M	1A	61	COMMERCE DE GROS
-	-	82.0	-	-	100.0	F	1B		
-	-	51.7	-	-	100.0	T			
-	-	80.3	-	-	100.0	M	2		
-	-	60.7	11.5	-	100.0	F			
-	-	60.0	-	-	100.0	T			
-	-	67.8	16.9	-	100.0	M	3		
-	8.7	65.9	17.4	-	100.0	F			
13.6	12.2	56.8	17.4	-	100.0	T			
4.1	12.0	68.9	15.0	-	100.0	M	4		
5.3	12.0	67.3	15.3	-	100.0	F			
5.5	21.9	52.1	20.6	-	100.0	T			
5.8	9.9	69.5	14.9	-	100.0	M	5		
5.7	12.0	66.4	15.9	-	100.0	F			
-	20.1	55.4	21.5	-	100.0	T			
4.6	8.7	67.6	19.0	-	100.0	M	1A	641/642	PR. ALIMENTAIRES, BOISSONS, TABAC
4.2	11.7	64.4	19.7	-	100.0	F	1B		
6.0	19.2	54.2	20.6	-	100.0	T	2		
5.2	9.9	69.6	15.2	-	100.0	M	3		
5.4	11.7	66.7	16.2	-	100.0	F	4		
-	-	-	-	-	-	T	5		
-	-	-	-	-	-	M	T		
-	50.8	24.6	24.6	-	100.0	F	1A	643	PHARMACIES
-	19.6	57.5	19.7	-	100.0	T	1B		
-	28.8	47.8	21.2	-	100.0	M	2		
7.8	17.1	44.1	31.0	-	100.0	F	3		
7.1	17.1	47.5	28.3	-	100.0	T	4		
7.4	17.1	46.2	29.4	-	100.0	M	5		
-	-	-	-	-	-	F	T		
7.5	18.3	43.4	30.7	-	100.0	T			
7.0	17.2	48.0	27.8	-	100.0	M	1A	644	ART. MEDICAUX, PRODUITS D'ENTRETIEN
7.2	17.7	46.2	28.9	-	100.0	F	1B		
-	-	-	-	-	-	T	2		
-	-	69.1	-	-	100.0	M	3		
-	-	70.5	-	-	100.0	F	4		
3.9	10.5	76.8	8.7	-	100.0	T	5		
4.3	10.8	76.3	8.6	-	100.0	M	T		
-	-	-	-	-	-	F	3		
8.3	9.7	72.8	9.2	-	100.0	T	4		
8.3	9.7	72.8	9.2	-	100.0	M	5		
-	-	75.4	14.8	-	100.0	T			
17.8	14.9	61.2	6.1	-	100.0	M	1A	644	ART. MEDICAUX, PRODUITS D'ENTRETIEN
14.7	13.8	63.9	7.7	-	100.0	F	1B		
-	-	-	-	-	-	T	2		
-	-	-	-	-	-	M	3		
-	-	-	-	-	-	F	4		
-	-	-	-	-	-	T	5		
-	-	-	-	-	-	M	T		
10.9	8.9	71.0	12.8	-	100.0	F	1A	644	ART. MEDICAUX, PRODUITS D'ENTRETIEN
10.5	11.9	68.8	8.4	-	100.0	T	1B		
-	11.6	69.0	8.8	-	100.0	M	2		
-	-	-	-	-	-	F	3		
-	-	-	-	-	-	T	4		
-	-	-	-	-	-	M	5		
-	-	-	-	-	-	F	T		
-	16.8	-	-	-	100.0	T			
-	16.4	-	9.7	-	100.0	M			

TAB.E1

EMPLOYEES ACCORDING TO ACTIVITY, SEX, QUALIFICATION, REGION AND TYPE OF EMPLOYEMENT

(THOUSANDS)

TYPE OF EMPLOYEMENT: PART-TIME

(MILLIERS)

ACTIVITY	NACE	QUALIFICATION	SEX	REGION					TOTAL
				NOORD	OOST	ZUID	WEST	(*)	
CLOTHING	645	1A	M	-	-	-	-	-	-
			F	-	-	-	-	-	-
		1B	M	-	-	-	-	-	-
			F	-	-	-	-	-	-
		2	M	-	-	-	-	-	-
			F	-	-	-	-	-	0.1
		3	M	-	-	0.1	-	-	0.1
			F	0.1	0.2	0.6	0.3	-	1.2
		4	M	0.1	0.2	0.7	0.3	-	1.3
			F	0.9	1.5	5.0	2.2	-	9.5
		5	M	0.9	1.7	5.3	2.4	-	10.3
			F	-	-	-	-	-	-
		T	M	-	0.2	0.4	0.3	-	0.9
			F	1.0	1.7	5.7	2.5	-	10.9
FOOTWEAR, LEATHER GOODS	646	1A	M	1.0	1.9	6.1	2.8	-	11.8
			F	-	-	-	-	-	-
		1B	M	-	-	-	-	-	-
			F	-	-	-	-	-	-
		2	M	-	-	-	-	-	-
			F	-	-	-	-	-	-
		3	M	-	-	0.1	-	-	0.1
			F	-	-	0.1	-	-	0.1
		4	M	-	-	0.1	-	-	0.1
			F	0.1	0.1	1.2	0.3	-	1.7
		5	M	0.1	0.2	1.3	0.3	-	1.8
			F	-	-	-	-	-	-
		T	M	-	-	0.1	-	-	0.1
			F	0.1	0.2	1.3	0.3	-	1.9
FURN FABRICS, HOUSEHOLD TEXTILES	647	1A	M	0.1	0.2	1.4	0.3	-	2.0
			F	-	-	-	-	-	-
		1B	M	-	-	-	-	-	-
			F	-	-	-	-	-	-
		2	M	-	-	-	-	-	-
			F	-	-	-	-	-	-
		3	M	-	-	0.0	-	-	0.1
			F	-	-	0.0	-	-	0.1
		4	M	-	-	0.2	-	-	0.3
			F	0.1	0.0	0.2	0.0	-	0.4
		5	M	-	-	-	-	-	-
			F	-	-	-	-	-	-
		T	M	-	-	0.0	-	-	0.0
			F	0.1	0.0	0.3	0.1	-	0.5
HOUSEHOLD FITMENTS, APPLIANCES	648/649	1A	M	0.1	0.0	0.3	0.1	-	0.5
			F	-	-	-	-	-	-
		1B	M	-	-	-	-	-	-
			F	-	-	-	-	-	-
		2	M	-	-	-	-	-	-
			F	-	-	-	-	-	-
		3	M	-	-	-	-	-	0.1
			F	-	-	-	-	-	0.1
		4	M	0.1	0.1	0.2	0.2	-	0.6
			F	0.1	0.1	0.2	0.1	-	0.7
		5	M	0.3	0.6	1.4	0.8	-	3.0
			F	0.3	0.7	1.5	0.8	-	3.3
		T	M	-	-	-	-	-	-
			F	0.0	0.1	0.2	0.2	-	0.6
	M	0.3	0.8	1.6	0.9	-	3.6		
	F	0.4	0.8	1.8	1.1	-	4.2		

TAB.E1

SALARIES SELON L ACTIVITE, LE SEXE,  
LA QUALIFICATION, LA REGION ET LE  
REGIME DE TRAVAIL

REGIME DE TRAVAIL: TEMPS PARTIEL

(%) (X)

REGION						SEXE	QUALIFICATION	NACE	ACTIVITE
MOORO	OOST	ZUID	WEST	(*)	TOTAL				
-	-	-	-	-	-	M	1A	645	ARTICLES D HABILLEMENT
-	-	-	-	-	-	F	1B		
-	-	-	-	-	-	M	2		100.0
-	-	51.4	-	-	-	F	3		100.0
9.2	15.8	51.3	23.7	-	-	M	4		100.0
8.6	17.6	51.3	22.4	-	-	F	5		100.0
-	21.4	42.0	33.7	-	-	M	T		100.0
9.2	15.8	52.4	22.6	-	-	F	1A	646	CHAUSSURES, MAROQUINERIE
8.7	16.2	51.7	23.4	-	-	M	1B		100.0
-	-	-	-	-	-	F	2		100.0
-	22.8	42.2	32.2	-	-	M	3		100.0
9.2	15.7	52.3	22.7	-	-	F	4		100.0
8.7	16.2	51.5	23.5	-	-	M	5		100.0
-	-	-	-	-	-	F	T		100.0
-	-	-	-	-	-	M	1A	647	TISSUS D AMEUBLEMENT
-	-	-	-	-	-	F	1B		100.0
-	-	-	-	-	-	M	2		100.0
-	-	79.6	-	-	-	F	3		100.0
-	-	80.0	-	-	-	M	4		100.0
-	-	76.5	-	-	-	F	5		100.0
5.4	8.7	71.3	14.6	-	-	M	T		100.0
5.2	8.6	71.6	14.5	-	-	F	1A	648/649	EQUIPEMENT DU FOYER
-	-	-	-	-	-	M	1B		100.0
-	-	-	-	-	-	F	2		100.0
-	-	75.7	-	-	-	M	3		100.0
5.2	8.9	72.0	14.0	-	-	F	4		100.0
5.0	9.0	72.2	13.8	-	-	M	5		100.0
-	-	-	-	-	-	F	T		100.0
-	-	-	-	-	-	M	1A	648/649	EQUIPEMENT DU FOYER
-	-	-	-	-	-	F	1B		100.0
-	-	-	-	-	-	M	2		100.0
-	-	45.8	-	-	-	F	3		100.0
-	-	50.8	-	-	-	M	4		100.0
18.5	8.3	64.9	8.3	-	-	F	5		100.0
18.2	9.0	63.8	9.1	-	-	M	T		100.0
-	-	-	-	-	-	F	1A	648/649	EQUIPEMENT DU FOYER
-	-	-	-	-	-	M	1B		100.0
-	-	-	-	-	-	F	2		100.0
-	-	45.1	-	-	-	M	3		100.0
15.2	7.3	64.2	13.3	-	-	F	4		100.0
14.2	7.9	62.6	15.2	-	-	M	5		100.0
-	-	-	-	-	-	F	T		100.0
-	-	-	-	-	-	M	1A	648/649	EQUIPEMENT DU FOYER
-	-	-	-	-	-	F	1B		100.0
-	-	-	-	-	-	M	2		100.0
-	-	-	-	-	-	F	3		100.0
14.3	19.2	38.1	28.5	-	-	M	4		100.0
12.6	21.0	34.4	32.0	-	-	F	5		100.0
-	20.8	54.0	17.7	-	-	M	T		100.0
8.3	21.5	45.1	25.1	-	-	F	1A	648/649	EQUIPEMENT DU FOYER
8.2	21.4	46.1	24.3	-	-	M	1B		100.0
-	-	-	-	-	-	F	2		100.0
-	-	-	-	-	-	M	3		100.0
6.4	23.1	38.7	30.8	-	-	F	4		100.0
9.1	21.0	44.2	25.8	-	-	M	5		100.0
8.7	21.2	43.6	26.4	-	-	F	T		100.0

TAB.E1

EMPLOYEES ACCORDING TO ACTIVITY, SEX, QUALIFICATION, REGION AND TYPE OF EMPLOYEMENT

(THOUSANDS)		TYPE OF EMPLOYEMENT: PART-TIME				(MILLIERS)			
ACTIVITY	NACE	QUALIFICATION	SEX	REGION					
				NOORD	OOST	ZUID	WEST	(*)	TOTAL
BOOKS, NEWSPRS., STATIONERY, OFFICE SUPPS.	653	1A	M	-	-	-	-	-	-
			F	-	-	-	-	-	-
		1B	M	-	-	-	-	-	-
			F	-	-	-	-	-	-
		2	M	-	-	-	-	-	-
			F	-	-	-	-	-	-
		3	M	-	-	-	-	-	0.0
			F	-	-	0.2	-	-	0.2
		4	M	-	-	0.2	-	-	0.2
			F	-	-	0.1	-	-	0.1
		5	M	0.0	0.0	0.5	0.1	-	0.6
			F	0.0	0.0	0.6	0.1	-	0.7
T	M	-	-	0.1	0.0	-	0.1		
	F	0.1	0.0	0.7	0.1	-	0.9		
OTHER RETAIL DISTRIBUTION	654/655	1A	M	0.1	0.1	0.8	0.1	-	1.0
			F	-	-	-	-	-	-
		1B	M	-	-	0.1	-	-	0.1
			F	-	-	0.1	-	-	0.1
		2	M	-	-	-	-	-	-
			F	-	-	-	-	-	-
		3	M	-	-	-	-	-	0.0
			F	-	-	0.2	-	-	0.2
		4	M	-	-	0.2	0.0	-	0.3
			F	-	-	0.0	-	-	0.1
		5	M	0.0	0.1	0.4	0.1	-	0.6
			F	0.1	0.1	0.4	0.1	-	0.7
T	M	-	-	0.1	-	-	0.2		
	F	0.0	0.1	0.6	0.1	-	0.9		
VARIOUS NON-FOOD PRODUCTS	656	1A	M	0.1	0.1	0.7	0.2	-	1.1
			F	-	-	-	-	-	-
		1B	M	-	-	-	-	-	-
			F	-	-	-	-	-	-
		2	M	-	-	-	-	-	-
			F	-	-	-	-	-	-
		3	M	-	-	-	-	-	0.1
			F	-	-	-	0.1	-	1.3
		4	M	-	-	-	0.2	-	1.5
			F	-	0.2	0.3	0.3	-	1.2
		5	M	-	1.3	2.0	2.0	-	9.7
			F	-	1.5	2.3	2.3	-	10.8
T	M	-	0.2	-	-	-	1.3		
	F	-	1.3	2.1	2.1	-	11.1		
RETAIL TRADE	64/653-656	1A	M	-	-	-	2.5	-	12.4
			F	-	-	-	-	-	-
		1B	M	-	-	-	-	-	0.1
			F	-	-	-	-	-	0.1
		2	M	-	0.1	0.2	0.1	-	0.4
			F	-	-	0.0	-	-	0.1
		3	M	0.0	0.1	0.6	0.1	-	0.8
			F	0.0	0.1	0.6	0.1	-	0.9
		4	M	-	0.3	0.4	0.2	-	1.0
			F	0.3	0.7	3.8	0.9	-	5.7
		5	M	0.4	1.0	4.1	1.2	-	6.7
			F	1.2	2.4	6.4	4.2	-	14.3
T	M	3.5	7.0	23.7	10.6	-	44.8		
	F	4.7	9.4	30.1	14.8	-	58.1		
1	M	-	-	-	-	-	-		
	F	-	-	-	-	-	-		
1	M	1.2	2.8	6.9	4.6	-	15.5		
	F	4.0	7.8	28.2	11.7	-	51.7		
1	M	5.2	10.6	35.1	16.3	-	67.2		
	F	-	-	-	-	-	-		

TAB.E1

SALARIES SELON L ACTIVITE, LE SEXE,  
LA QUALIFICATION, LA REGION ET LE  
REGIME DE TRAVAIL

REGIME DE TRAVAIL: TEMPS PARTIEL

REGION						SEXE	QUALIFICATION	NACE	ACTIVITE
NOORD	OOST	ZUID	WEST	(°)	TOTAL				
-	-	-	-	-	-	M	1A	653	LIVRES, JOURN., PAPIER, EQ. BUREAU
-	-	-	-	-	-	F	1B		
-	-	-	-	-	-	T	2		
-	-	-	-	-	-	M	3		
-	-	86.2	-	-	100.0	F	3		
-	-	84.0	-	-	100.0	T	3		
-	-	68.0	-	-	100.0	M	4		
6.0	5.6	76.8	11.7	-	100.0	F	4		
5.7	6.3	75.4	12.6	-	100.0	T	4		
-	-	-	-	-	-	M	5		
-	-	-	-	-	-	F	5		
-	-	67.2	17.9	-	100.0	T	5		
6.1	4.6	78.6	10.8	-	100.0	M	1A	654/655	AUTRES COMMERCE DE DETAIL
6.0	5.3	76.9	11.8	-	100.0	F	1A		
-	-	-	-	-	-	T	1A		
-	-	-	-	-	-	M	1B		
-	-	71.6	-	-	100.0	F	1B		
-	-	74.1	-	-	100.0	T	1B		
-	-	-	-	-	-	M	2		
-	-	-	-	-	-	F	2		
-	-	-	-	-	-	T	2		
-	-	-	-	-	-	M	3		
-	-	85.3	-	-	100.0	F	3		
-	-	77.1	10.0	-	100.0	T	3		
-	-	37.5	-	-	100.0	M	4		
3.9	15.7	62.2	18.2	-	100.0	F	4		
12.4	13.3	57.9	16.3	-	100.0	T	4		
-	-	-	-	-	-	M	5		
-	-	-	-	-	-	F	5		
-	-	38.5	-	-	100.0	T	5		
2.7	12.8	69.1	15.3	-	100.0	M	1A	656	PRODUITS DIVERS NON ALIMENT.
9.6	11.3	64.3	14.9	-	100.0	F	1A		
-	-	-	-	-	-	T	1A		
-	-	-	-	-	-	M	1B		
-	-	-	-	-	-	F	1B		
-	-	-	-	-	-	T	1B		
-	-	-	-	-	-	M	2		
-	-	-	-	-	-	F	2		
-	-	-	-	-	-	T	2		
-	-	78.7	-	-	100.0	M	3		
-	-	83.8	-	-	100.0	F	3		
-	-	83.3	-	-	100.0	T	3		
-	16.1	43.9	-	-	100.0	M	4		
-	13.2	58.9	-	-	100.0	F	4		
-	13.5	57.3	-	-	100.0	T	4		
-	-	-	-	-	-	M	5		
-	-	-	-	-	-	F	5		
-	-	-	-	-	-	T	5		
-	14.3	47.6	-	-	100.0	M	1A	64/653-656	COMMERCE DE DETAIL
-	12.1	61.9	-	-	100.0	F	1A		
-	12.3	60.3	-	-	100.0	T	1A		
-	-	-	-	-	-	M	1B		
-	-	-	-	-	-	F	1B		
-	-	-	-	-	-	T	1B		
-	-	66.5	16.1	-	100.0	M	2		
-	15.4	56.5	23.3	-	100.0	F	2		
-	-	32.8	-	-	100.0	T	2		
5.0	12.1	72.3	10.7	-	100.0	M	3		
5.4	11.7	67.8	15.2	-	100.0	F	3		
-	32.7	39.2	24.7	-	100.0	T	3		
6.1	12.8	65.5	18.4	-	100.0	M	4		
5.7	15.0	61.8	17.6	-	100.0	F	4		
8.2	17.0	45.1	29.7	-	100.0	T	4		
7.9	15.6	52.0	23.6	-	100.0	M	5		
8.0	15.9	51.0	25.1	-	100.0	F	5		
-	-	-	-	-	-	T	5		
-	-	-	-	-	-	M	1A		
7.0	17.9	44.5	29.6	-	100.0	F	1A		
7.7	15.1	54.6	22.6	-	100.0	T	1A		
7.7	15.8	52.3	24.2	-	100.0	M	1A		

TAB.E1

EMPLOYEES ACCORDING TO ACTIVITY,SEX,  
QUALIFICATION,REGION AND TYPE OF  
EMPLOYEMENT

(THOUSANDS)		ALL TYPES OF EMPLOYEMENT				(MILLIERS)					
ACTIVITY	NACE	Q U A L I F I C A T I O N	S E X	REGION							
				NOORD	OOST	ZUID	WEST	(°)	TOTAL		
AGRIC. PRIMARY PROD., LIVE- STOCK, TEXT.	611	1A	M	0.1	0.0	0.3	0.1	-	0.6		
			F	-	-	-	-	-	-		
		1B	M	0.1	0.0	0.3	0.1	-	0.6		
			F	0.1	0.1	0.6	0.2	-	0.9		
		2	M	0.1	0.1	0.6	0.2	-	0.9		
			F	0.2	0.1	0.8	0.5	-	1.6		
		3	M	0.2	0.1	0.9	0.5	-	1.7		
			F	0.6	0.4	1.7	0.8	-	3.4		
		4	M	0.1	0.4	0.2	0.2	-	0.5		
			F	0.7	0.4	1.9	1.0	-	4.0		
		5	M	1.0	0.4	3.3	1.5	-	6.2		
			F	0.3	0.1	0.8	0.2	-	1.4		
		T	M	1.3	0.5	4.1	1.8	-	7.6		
			F	0.1	0.2	0.5	0.2	-	0.9		
		FUELS, ORES, INDUSTRIAL CHEMICALS	612	1A	M	0.2	0.2	0.8	0.2	-	1.4
					F	2.0	1.2	7.1	3.3	-	13.6
				1B	M	0.4	0.2	1.5	0.5	-	2.5
					F	2.4	1.4	8.5	3.8	-	16.1
				2	M	-	0.1	0.3	0.1	-	0.5
					F	-	-	-	-	-	-
3	M			0.1	0.2	0.3	0.1	-	0.5		
	F			0.1	0.2	1.3	0.2	-	1.7		
4	M			0.1	0.2	0.0	0.0	-	0.1		
	F			0.1	0.4	1.3	0.3	-	1.8		
5	M			0.1	0.4	2.2	0.2	-	2.9		
	F			0.1	0.0	0.3	0.2	-	0.4		
T	M			0.1	0.5	2.7	0.6	-	3.3		
	F			0.1	0.1	1.0	0.1	-	1.2		
TIMBER, BUILDING MATERIALS	613			1A	M	0.1	0.6	0.6	0.6	-	2.1
					F	0.1	0.5	2.7	0.4	-	3.7
				1B	M	0.7	2.6	12.2	2.5	-	18.0
					F	0.1	0.1	0.3	0.3	-	0.8
				2	M	0.1	0.1	0.3	0.3	-	0.8
					F	0.1	0.2	0.7	0.2	-	1.1
		3	M	0.1	0.2	0.7	0.2	-	1.2		
			F	0.3	0.6	1.6	0.6	-	3.0		
		4	M	0.1	0.1	0.1	0.1	-	0.2		
			F	0.3	0.7	1.7	0.6	-	3.2		
		5	M	1.1	1.2	3.0	1.4	-	6.7		
			F	0.1	0.2	0.5	0.2	-	1.0		
		T	M	1.2	1.4	3.5	1.6	-	7.7		
			F	1.1	1.6	4.0	2.5	-	9.3		
		T	M	0.2	0.4	0.7	0.5	-	1.8		
			F	1.3	2.0	4.8	2.9	-	11.0		
		MACHINERY, EQUIPMENTS, VEHICLES	614	1A	M	0.1	0.2	0.7	0.2	-	1.3
					F	0.1	0.1	0.1	0.1	-	0.2
				1B	M	0.2	0.2	0.8	0.3	-	1.5
					F	2.9	3.9	10.3	5.2	-	22.2
2	M			0.4	0.7	1.4	0.7	-	3.2		
	F			3.3	4.5	11.7	5.9	-	25.4		
3	M			0.1	0.1	1.0	0.2	-	1.4		
	F			0.1	-	-	-	-	-		
4	M			0.1	0.1	1.0	0.2	-	1.5		
	F			0.3	0.3	3.1	0.5	-	4.1		
5	M			0.3	0.3	0.2	0.2	-	0.7		
	F			0.3	0.3	3.3	0.5	-	4.3		
T	M			0.3	0.7	6.7	0.7	-	8.4		
	F			0.4	0.7	0.7	0.7	-	2.5		
T	M			0.8	1.7	7.5	0.8	-	10.8		
	F			0.1	0.2	2.5	0.2	-	3.0		
T	M			0.9	1.9	15.8	2.5	-	21.0		
	F			0.9	0.9	8.7	1.5	-	12.0		
T	M			0.2	0.3	3.6	0.5	-	4.6		
	F			1.1	1.2	12.3	2.0	-	16.6		
T	M	-	0.1	1.1	0.3	-	1.6				
	F	-	-	-	-	-	-				
T	M	0.1	0.2	1.2	0.3	-	1.7				
	F	2.5	3.8	34.0	5.4	-	45.6				
T	M	0.3	0.6	7.1	0.8	-	8.8				
	F	2.8	4.4	41.0	6.2	-	54.4				

TAB.E1

SALARIES SELON L ACTIVITE, LE SEXE,  
LA QUALIFICATION, LA REGION ET LE  
REGIME DE TRAVAIL

ENS. DES REGIMES DE TRAVAIL

(X) (X)

REGION						SEXE	QUALIFICATION	NACE	ACTIVITE
NOORD	OOST	ZUID	WEST	(°)	TOTAL				
8.2	7.7	59.1	24.0	-	100.0	M	1A	611	MAT. PREM. AGR., ANIMAUX, TEXTILES
-	-	-	-	-	-	F	1A	611	MAT. PREM. AGR., ANIMAUX, TEXTILES
9.1	7.6	59.4	23.8	-	100.0	M	1B	611	MAT. PREM. AGR., ANIMAUX, TEXTILES
8.4	7.8	63.1	20.8	-	100.0	F	1B	611	MAT. PREM. AGR., ANIMAUX, TEXTILES
-	-	-	-	-	-	M	2	611	MAT. PREM. AGR., ANIMAUX, TEXTILES
8.1	7.5	63.3	21.2	-	100.0	F	2	611	MAT. PREM. AGR., ANIMAUX, TEXTILES
11.8	7.4	50.0	30.8	-	100.0	M	3	611	MAT. PREM. AGR., ANIMAUX, TEXTILES
-	-	49.5	44.4	-	100.0	F	3	611	MAT. PREM. AGR., ANIMAUX, TEXTILES
11.1	7.4	50.0	31.5	-	100.0	M	4	611	MAT. PREM. AGR., ANIMAUX, TEXTILES
17.2	11.7	48.2	23.0	-	100.0	F	4	611	MAT. PREM. AGR., ANIMAUX, TEXTILES
16.5	-	42.6	38.8	-	100.0	M	5	611	MAT. PREM. AGR., ANIMAUX, TEXTILES
17.1	10.3	47.4	25.2	-	100.0	F	5	611	MAT. PREM. AGR., ANIMAUX, TEXTILES
16.2	6.6	52.4	24.8	-	100.0	M	T	611	MAT. PREM. AGR., ANIMAUX, TEXTILES
18.6	7.0	58.8	15.6	-	100.0	F	T	611	MAT. PREM. AGR., ANIMAUX, TEXTILES
16.6	6.7	53.6	23.1	-	100.0	M	1A	612	COMBUSTIBLES, MINERAIS, PR. CHIMIQUES
14.5	17.0	50.8	17.7	-	100.0	F	1A	612	COMBUSTIBLES, MINERAIS, PR. CHIMIQUES
-	9.0	74.7	-	-	100.0	M	1B	612	COMBUSTIBLES, MINERAIS, PR. CHIMIQUES
13.7	14.4	58.8	13.2	-	100.0	F	1B	612	COMBUSTIBLES, MINERAIS, PR. CHIMIQUES
15.0	8.8	51.9	24.3	-	100.0	M	2	612	COMBUSTIBLES, MINERAIS, PR. CHIMIQUES
16.1	6.0	58.1	19.8	-	100.0	F	2	612	COMBUSTIBLES, MINERAIS, PR. CHIMIQUES
15.2	8.4	52.9	23.6	-	100.0	M	3	612	COMBUSTIBLES, MINERAIS, PR. CHIMIQUES
-	20.6	62.0	10.7	-	100.0	F	3	612	COMBUSTIBLES, MINERAIS, PR. CHIMIQUES
-	21.0	61.7	10.6	-	100.0	M	4	612	COMBUSTIBLES, MINERAIS, PR. CHIMIQUES
3.1	12.4	72.4	12.2	-	100.0	F	4	612	COMBUSTIBLES, MINERAIS, PR. CHIMIQUES
-	-	41.5	-	-	100.0	M	5	612	COMBUSTIBLES, MINERAIS, PR. CHIMIQUES
2.9	11.8	70.5	14.8	-	100.0	F	5	612	COMBUSTIBLES, MINERAIS, PR. CHIMIQUES
3.2	13.5	77.3	6.0	-	100.0	M	T	612	COMBUSTIBLES, MINERAIS, PR. CHIMIQUES
-	11.6	82.6	-	-	100.0	F	T	612	COMBUSTIBLES, MINERAIS, PR. CHIMIQUES
3.8	13.3	78.0	5.8	-	100.0	M	1A	613	BOIS, MATERIAUX DE CONSTR.
2.3	13.7	69.3	14.6	-	100.0	F	1A	613	BOIS, MATERIAUX DE CONSTR.
-	6.4	85.2	6.6	-	100.0	M	1B	613	BOIS, MATERIAUX DE CONSTR.
2.2	12.0	73.1	12.7	-	100.0	F	1B	613	BOIS, MATERIAUX DE CONSTR.
7.5	17.9	54.2	20.4	-	100.0	M	2	613	BOIS, MATERIAUX DE CONSTR.
1.8	20.2	66.9	11.0	-	100.0	F	2	613	BOIS, MATERIAUX DE CONSTR.
5.7	18.6	58.2	17.5	-	100.0	M	3	613	BOIS, MATERIAUX DE CONSTR.
-	8.4	69.2	20.9	-	100.0	F	3	613	BOIS, MATERIAUX DE CONSTR.
-	-	71.0	-	-	100.0	M	4	613	BOIS, MATERIAUX DE CONSTR.
4.2	7.9	69.3	21.5	-	100.0	F	4	613	BOIS, MATERIAUX DE CONSTR.
1.7	14.6	66.6	14.6	-	100.0	M	5	613	BOIS, MATERIAUX DE CONSTR.
3.7	13.9	73.8	10.5	-	100.0	F	5	613	BOIS, MATERIAUX DE CONSTR.
16.5	14.5	68.1	13.7	-	100.0	M	T	613	BOIS, MATERIAUX DE CONSTR.
-	13.8	34.5	35.2	-	100.0	F	T	613	BOIS, MATERIAUX DE CONSTR.
16.2	14.6	34.7	34.5	-	100.0	M	1A	614	MACHINES, VEHICULES
9.6	13.8	59.4	17.1	-	100.0	F	1A	614	MACHINES, VEHICULES
-	-	-	-	-	-	M	1B	614	MACHINES, VEHICULES
9.0	15.4	57.7	18.0	-	100.0	F	1B	614	MACHINES, VEHICULES
10.8	19.0	51.9	18.2	-	100.0	M	2	614	MACHINES, VEHICULES
-	41.2	39.3	-	-	100.0	F	2	614	MACHINES, VEHICULES
10.5	20.5	51.1	17.9	-	100.0	M	3	614	MACHINES, VEHICULES
15.7	18.0	44.8	21.4	-	100.0	F	3	614	MACHINES, VEHICULES
13.7	16.3	52.4	17.6	-	100.0	M	4	614	MACHINES, VEHICULES
15.5	17.8	45.8	20.9	-	100.0	F	4	614	MACHINES, VEHICULES
12.3	17.3	43.7	26.7	-	100.0	M	5	614	MACHINES, VEHICULES
11.7	19.8	41.9	26.4	-	100.0	F	5	614	MACHINES, VEHICULES
12.2	17.7	43.4	26.6	-	100.0	M	T	614	MACHINES, VEHICULES
11.4	14.5	55.0	19.1	-	100.0	F	T	614	MACHINES, VEHICULES
-	-	53.4	28.6	-	100.0	M	1A	614	MACHINES, VEHICULES
18.8	14.1	54.8	20.2	-	100.0	F	1A	614	MACHINES, VEHICULES
13.1	17.3	46.3	23.3	-	100.0	M	1B	614	MACHINES, VEHICULES
11.3	20.4	45.3	23.8	-	100.0	F	1B	614	MACHINES, VEHICULES
12.8	17.7	46.1	23.3	-	100.0	M	2	614	MACHINES, VEHICULES
7.5	9.2	70.3	13.0	-	100.0	F	2	614	MACHINES, VEHICULES
-	-	-	-	-	-	M	3	614	MACHINES, VEHICULES
8.2	8.7	70.2	13.0	-	100.0	F	3	614	MACHINES, VEHICULES
6.1	6.5	75.9	11.4	-	100.0	M	4	614	MACHINES, VEHICULES
-	-	73.4	-	-	100.0	F	4	614	MACHINES, VEHICULES
6.0	7.0	75.8	11.2	-	100.0	M	5	614	MACHINES, VEHICULES
3.5	8.1	79.7	8.6	-	100.0	F	5	614	MACHINES, VEHICULES
-	-	83.8	-	-	100.0	M	T	614	MACHINES, VEHICULES
3.8	7.6	80.1	8.5	-	100.0	F	T	614	MACHINES, VEHICULES
4.6	9.3	75.8	12.3	-	100.0	M	1A	614	MACHINES, VEHICULES
2.5	7.7	81.7	8.1	-	100.0	F	1A	614	MACHINES, VEHICULES
4.3	9.1	74.9	11.7	-	100.0	M	1B	614	MACHINES, VEHICULES
7.7	7.2	72.7	12.4	-	100.0	F	1B	614	MACHINES, VEHICULES
4.0	7.0	78.9	10.1	-	100.0	M	2	614	MACHINES, VEHICULES
6.7	7.2	74.4	11.8	-	100.0	F	2	614	MACHINES, VEHICULES
-	9.3	69.3	18.0	-	100.0	M	3	614	MACHINES, VEHICULES
-	-	-	-	-	-	F	3	614	MACHINES, VEHICULES
3.5	9.5	69.0	18.0	-	100.0	M	4	614	MACHINES, VEHICULES
5.4	8.3	74.5	11.8	-	100.0	F	4	614	MACHINES, VEHICULES
3.9	6.9	79.9	9.2	-	100.0	M	5	614	MACHINES, VEHICULES
5.2	8.1	75.4	11.4	-	100.0	F	5	614	MACHINES, VEHICULES

TAB.E1

EMPLOYEES ACCORDING TO ACTIVITY,SEX,  
QUALIFICATION,REGION AND TYPE OF  
EMPLOYEMENT

(THOUSANDS)

ALL TYPES OF EMPLOYEMENT

(MILLIERS)

ACTIVITY	NACE	Q U A L I F I C A T I O N	S E X	REGION					TOTAL
				NOORD	OOST	ZUID	WEST	(*)	
FURNITURE, HSEHD. GOODS, HARDWARE	615	1A	M	0.1	0.1	0.3	0.2	-	0.7
			F	-	-	-	-	-	-
		1B	M	0.1	0.1	0.3	0.2	-	0.7
			F	0.1	0.4	1.0	0.5	-	1.9
		2	M	0.1	0.5	1.0	0.5	-	2.0
			F	0.3	0.7	2.2	1.2	-	4.4
		3	M	0.2	0.1	0.2	0.2	-	0.7
			F	0.5	0.8	2.5	1.4	-	5.2
		4	M	0.8	1.2	4.8	1.3	-	8.1
			F	0.1	0.3	0.8	0.3	-	1.8
		5	M	0.8	1.5	5.7	1.6	-	9.7
			F	0.5	1.2	3.7	1.2	-	6.6
		T	M	0.7	1.6	2.0	0.7	-	5.0
			F	0.1	0.3	0.6	0.4	-	1.3
TEXTILES, CLOTH- ING, FOOTWR. LEATHERWARE	616	1A	M	0.1	0.3	0.8	0.4	-	1.6
			F	1.8	3.9	12.7	4.6	-	23.1
		1B	M	0.6	1.0	3.3	1.3	-	6.2
			F	2.4	4.9	16.1	6.8	-	29.3
		2	M	0.0	0.1	0.3	0.1	-	0.4
			F	0.0	0.1	0.3	0.1	-	0.4
		3	M	0.0	0.1	0.2	0.2	-	0.3
			F	0.0	0.1	0.7	0.2	-	1.0
		4	M	0.1	0.2	0.9	0.2	-	1.3
			F	0.1	0.3	1.4	0.3	-	2.2
		5	M	0.0	0.1	0.5	0.2	-	0.8
			F	0.2	0.3	2.0	0.5	-	3.0
		T	M	0.1	0.2	1.2	0.3	-	1.9
			F	0.1	0.2	1.3	0.3	-	2.0
FOOD, DRINK, TOBACCO	617	1A	M	0.3	0.5	2.5	0.6	-	3.9
			F	0.1	0.0	0.5	0.1	-	0.6
		1B	M	0.1	0.1	0.4	0.1	-	0.5
			F	0.5	0.8	4.7	1.1	-	7.1
		2	M	0.2	0.3	2.5	0.6	-	3.7
			F	0.7	1.2	7.3	1.7	-	10.8
		3	M	0.1	0.3	0.6	0.3	-	1.2
			F	-	-	-	-	-	-
		4	M	0.1	0.3	0.6	0.3	-	1.2
			F	0.3	0.3	0.8	0.3	-	1.7
		5	M	0.3	0.3	0.1	0.1	-	0.7
			F	0.3	0.3	1.0	0.3	-	1.9
		T	M	0.5	0.5	1.8	1.0	-	3.8
			F	0.3	0.3	0.2	0.1	-	0.7
3	M	0.9	1.5	3.9	2.2	-	8.4		
	F	0.1	0.4	0.9	0.6	-	2.1		
4	M	1.0	2.0	4.8	2.7	-	10.5		
	F	2.2	1.0	4.5	3.6	-	12.1		
5	M	0.4	0.4	1.9	1.1	-	3.8		
	F	2.6	2.2	6.4	4.7	-	15.9		
T	M	0.2	1.0	2.1	0.8	-	4.0		
	F	0.1	0.6	0.6	0.2	-	1.5		
T	M	4.0	5.3	13.7	8.2	-	31.3		
	F	0.8	1.0	3.6	2.0	-	7.3		
TOBACCO PRODUCTS	617.6	1A	M	4.7	6.2	17.4	10.3	-	38.5
			F	-	-	-	-	-	-
		1B	M	-	-	-	-	-	-
			F	-	-	-	-	-	-
		2	M	-	-	-	-	-	-
			F	-	-	-	-	-	-
		3	M	-	-	-	-	-	-
			F	-	-	-	-	-	-
		4	M	-	-	-	-	-	-
			F	-	-	-	-	-	-
		5	M	-	-	-	-	-	-
			F	-	-	-	-	-	-
		T	M	-	-	-	-	-	-
			F	-	-	-	-	-	-



TAB.E1

SALARIES SELON L ACTIVITE, LE SEXE,  
LA QUALIFICATION, LA REGION ET LE  
REGIME DE TRAVAIL  
ENS. DES REGIMES DE TRAVAIL

						SEX E	Q U A L I F I C A T I O N	NACE	ACTIVITE
REGION									
NOORD	OOST	ZUID	WEST	(°)	TOTAL				
9.7	16.6	49.5	24.2	-	100.0	M	1A	615	MEUBLES, ART. MENAGERS QUINCAILLERIE
-	-	-	-	-	-	F			
9.5	16.4	50.3	23.8	-	100.0	T			
4.0	21.6	51.1	23.2	-	100.0	M	1B		
-	-	-	-	-	-	F			
3.8	22.8	50.7	22.8	-	100.0	T			
7.1	16.5	50.1	26.4	-	100.0	M	2		
28.1	8.8	32.1	30.0	-	100.0	F			
10.3	15.4	47.5	26.9	-	100.0	T			
9.3	14.3	60.5	15.9	-	100.0	M	3		
7.5	19.5	53.7	19.4	-	100.0	F			
9.0	15.2	59.4	16.4	-	100.0	T			
7.8	16.1	56.1	18.0	-	100.0	M	4		
6.4	15.6	57.0	21.0	-	100.0	F			
7.3	17.2	56.4	19.1	-	100.0	T			
5.6	22.0	45.1	27.2	-	100.0	M	5		
-	-	65.1	20.3	-	100.0	F			
5.4	20.1	48.4	26.1	-	100.0	T			
7.8	16.8	55.3	20.0	-	100.0	M			
9.2	15.8	53.3	21.5	-	100.0	F			
8.1	16.7	54.9	20.3	-	100.0	T			
6.6	15.3	64.8	13.3	-	100.0	M	1A	616	TEXTILE, HABILLEMENT, CHAUSSURES
-	-	-	-	-	-	F			
6.4	15.0	65.1	13.5	-	100.0	T			
5.5	13.0	59.5	22.0	-	100.0	M	1B		
-	-	96.5	-	-	100.0	F			
4.6	9.8	68.9	16.6	-	100.0	T			
5.1	11.6	68.7	14.7	-	100.0	M	2		
-	-	62.5	33.0	-	100.0	F			
4.6	10.6	68.0	16.8	-	100.0	T			
6.6	11.8	66.0	15.5	-	100.0	M	3		
4.8	8.0	65.4	21.8	-	100.0	F			
6.1	10.7	65.9	17.3	-	100.0	T			
7.0	12.4	66.5	14.1	-	100.0	M	4		
7.4	11.8	63.8	17.0	-	100.0	F			
7.2	12.1	65.1	15.6	-	100.0	T			
9.8	7.0	70.9	12.3	-	100.0	M	5		
-	8.0	78.4	11.3	-	100.0	F			
6.7	7.4	74.0	11.9	-	100.0	T			
6.4	11.8	66.3	15.3	-	100.0	M			
5.5	9.3	68.2	17.0	-	100.0	F			
6.2	11.0	67.0	15.9	-	100.0	T			
6.0	20.6	47.3	26.0	-	100.0	M	1A	617	PRODUITS ALIM., BOISSONS, TABAC
-	-	-	-	-	-	F			
5.9	20.8	47.8	25.5	-	100.0	T			
16.2	15.3	48.8	19.7	-	100.0	M	1B		
-	-	89.2	-	-	100.0	F			
15.5	14.3	51.4	18.8	-	100.0	T			
12.9	12.8	47.6	27.0	-	100.0	M	2		
-	-	52.8	26.3	-	100.0	F			
12.7	12.4	48.0	27.0	-	100.0	T			
10.2	18.2	45.9	25.6	-	100.0	M	3		
6.1	21.0	44.0	28.9	-	100.0	F			
9.4	18.8	45.5	26.3	-	100.0	T			
17.8	14.7	37.3	30.1	-	100.0	M	4		
10.5	10.8	49.5	28.2	-	100.0	F			
16.1	13.8	40.2	29.9	-	100.0	T			
4.2	23.7	53.1	18.8	-	100.0	M	5		
7.7	-	60.8	24.3	-	100.0	F			
4.9	20.6	54.6	20.0	-	100.0	T			
12.9	16.8	43.9	26.4	-	100.0	M			
8.7	13.2	50.2	27.9	-	100.0	F			
12.1	16.1	45.1	26.6	-	100.0	T			
-	-	-	-	-	-	M	1A	617.6	PRODUITS DU TABAC
-	-	-	-	-	-	F			
-	-	-	-	-	-	T			
-	-	-	-	-	-	M	1B		
-	-	-	-	-	-	F			
-	-	-	-	-	-	T			
-	-	-	-	-	-	M	2		
-	-	-	-	-	-	F			
-	-	-	-	-	-	T			
-	-	-	-	-	-	M	3		

TAB.E1

EMPLOYEES ACCORDING TO ACTIVITY, SEX, QUALIFICATION, REGION AND TYPE OF EMPLOYEMENT

(THOUSANDS)		ALL TYPES OF EMPLOYEMENT				(MILLIERS)			
ACTIVITY	NACE	QUALIFICATION	SEX	REGION					
				NOORD	OOST	ZUID	WEST	(*)	TOTAL
PHARMACEUTICAL, MEDICAL GDS., CLEANING MAT.	618	1A	M	-	-	-	0.0	-	0.3
			F	-	-	-	-	-	0.3
		1B	M	0.1	-	-	0.1	-	1.1
			F	0.0	-	-	-	-	0.1
		2	M	0.1	-	-	0.1	-	1.2
			F	0.2	-	-	0.2	-	2.4
		3	M	0.0	-	-	0.0	-	0.4
			F	0.2	-	-	0.2	-	2.0
		4	M	0.2	-	-	0.3	-	3.2
			F	0.2	-	-	0.1	-	1.5
		5	M	0.4	-	-	0.5	-	4.6
			F	0.1	-	-	0.1	-	1.3
		T	M	0.2	-	-	0.1	-	1.5
F	0.2		-	-	0.2	-	2.8		
T	M	0.0	-	-	0.1	-	0.3		
	F	0.1	-	-	0.1	-	0.3		
T	M	0.1	-	-	0.1	-	0.6		
	F	0.6	-	-	0.8	-	0.6		
T	M	0.4	-	-	0.4	-	3.9		
	F	1.0	-	-	1.2	-	12.4		
PHARMACEUTICALS	618.1	1A	M	-	-	-	-	-	-
			F	-	-	-	-	-	-
		1B	M	-	-	-	-	-	-
			F	-	-	-	-	-	-
		2	M	-	-	-	-	-	-
			F	-	-	-	-	-	-
		3	M	-	-	-	-	-	-
			F	-	-	-	-	-	-
		4	M	-	-	-	-	-	-
			F	-	-	-	-	-	-
		5	M	-	-	-	-	-	-
			F	-	-	-	-	-	-
		T	M	-	-	-	-	-	-
F	-		-	-	-	-	-		
OTHER WHOLESALE DISTRIBUTION	619	1A	M	-	0.1	-	0.1	-	0.6
			F	-	-	-	-	-	-
		1B	M	-	0.1	-	0.1	-	0.6
			F	-	0.2	-	0.1	-	1.4
		2	M	-	0.2	-	0.1	-	0.2
			F	-	0.3	-	0.2	-	1.5
		3	M	-	0.3	-	0.2	-	2.5
			F	-	0.9	-	0.5	-	0.4
		4	M	-	0.2	-	0.1	-	2.8
			F	-	1.1	-	0.5	-	4.8
		5	M	-	0.8	-	0.2	-	1.4
			F	-	0.4	-	0.2	-	6.3
		T	M	-	1.2	-	0.2	-	3.0
F	-		0.4	-	0.2	-	2.9		
T	M	-	1.2	-	0.5	-	6.8		
	F	-	0.3	-	0.1	-	1.1		
T	M	-	0.1	-	0.1	-	0.7		
	F	-	0.4	-	0.2	-	1.8		
T	M	-	2.7	-	1.2	-	14.3		
	F	-	0.7	-	0.5	-	5.7		
T	M	-	3.4	-	1.7	-	19.9		
	F	-	-	-	-	-	-		
PAPER, BOOKS, STATIONERY, NEWSPAPERS	619.1/2	1A	M	-	-	-	-	-	-
			F	-	-	-	-	-	-
		1B	M	-	-	-	-	-	-
			F	-	-	-	-	-	-
		2	M	-	-	-	-	-	-
			F	-	-	-	-	-	-
		3	M	-	-	-	-	-	-
			F	-	-	-	-	-	-
		4	M	-	-	-	-	-	-
			F	-	-	-	-	-	-
		5	M	-	-	-	-	-	-
			F	-	-	-	-	-	-
		T	M	-	-	-	-	-	-
F	-		-	-	-	-	-		

TAB.E1

SALARIES SELON L ACTIVITE, LE SEXE,  
LA QUALIFICATION, LA REGION ET LE  
REGIME DE TRAVAIL

ENS. DES REGIMES DE TRAVAIL

(%) (X)

REGION						SEXE	QUALIFICATION	NACE	ACTIVITE
NOORD	OOST	ZUID	WEST	(*)	TOTAL				
			8.4	-	100.0	M	1A	618	PR. PHARM., MEDICAUX, D'ENTRETIEN
			-	-	100.0	F			
			7.6	-	100.0	T			
	8.8		8.3	-	100.0	M	1B		
	22.5		-	-	100.0	F			
	10.1		8.1	-	100.0	T			
	6.4		7.5	-	100.0	M	2		
	4.8		6.7	-	100.0	F			
	6.2		7.4	-	100.0	T			
	7.1		10.6	-	100.0	M	3		
	11.3		9.4	-	100.0	F			
	8.5		10.2	-	100.0	T			
	6.4		9.4	-	100.0	M	4		
	10.4		7.8	-	100.0	F			
	8.6		8.5	-	100.0	T			
	12.0		19.7	-	100.0	M	5		
	16.1		18.6	-	100.0	F			
	14.0		19.2	-	100.0	T			
	7.1		9.5	-	100.0	M	T		
	11.0		9.1	-	100.0	F			
	8.3		9.4	-	100.0	T			
						M	1A	618.1	PRODUITS PHARM.
						F			
						T			
						M	1B		
						F			
						T			
						M	2		
						F			
						T			
						M	3		
						F			
						T			
						M	4		
						F			
						T			
						M	5		
						F			
						T			
	17.4		8.5	-	100.0	M	1A	619	AUTRES COMMERCES DE GROS
						F			
						T			
	17.2		8.1	-	100.0	M	1B		
	14.2		8.5	-	100.0	F			
						T			
	13.7		9.1	-	100.0	M	2		
	13.4		8.4	-	100.0	F			
						T			
	12.1		7.9	-	100.0	M	3		
	19.2		9.6	-	100.0	F			
	14.6		5.5	-	100.0	T			
	18.1		8.6	-	100.0	M	4		
	20.9		6.0	-	100.0	F			
	12.7		8.5	-	100.0	T			
	17.4		7.1	-	100.0	M	5		
	30.2		10.8	-	100.0	F			
	14.7		13.1	-	100.0	T			
	24.3		11.7	-	100.0	M	T		
	19.0		8.4	-	100.0	F			
	12.7		8.1	-	100.0	T			
	17.2		8.3	-	100.0	M	1A	619.1/2	PAPIER, LIVRES, JOURNEAUX
						F			
						T			
						M	1B		
						F			
						T			
						M	2		
						F			
						T			
						M	3		
						F			
						T			
						M	4		
						F			
						T			
						M	5		
						F			
						T			

TAB.E1

EMPLOYEES ACCORDING TO ACTIVITY, SEX, QUALIFICATION, REGION AND TYPE OF EMPLOYEMENT

(THOUSANDS)		ALL TYPES OF EMPLOYEMENT				(MILLIERS)					
ACTIVITY	NACE	QUALIFICATION	SEX	REGION							
				MOORD	OOST	ZUID	WEST	(*)	TOTAL		
WHOLESALE TRADE	61	1A	M	0.5	0.9	3.8	1.3	-	6.5		
			F	-	-	0.2	-	-	0.2		
		1B	M	0.5	1.0	4.0	1.3	-	6.7		
			F	0.9	1.8	9.8	2.2	-	14.7		
		2	M	1.0	1.9	10.7	2.4	-	16.0		
			F	1.9	3.6	20.2	4.7	-	30.4		
		3	M	0.3	0.3	2.4	0.6	-	3.6		
			F	2.2	3.9	22.6	5.3	-	34.0		
		4	M	4.5	7.9	36.6	9.6	-	58.6		
			F	0.6	1.6	8.8	2.0	-	13.1		
		5	M	5.2	9.6	45.4	11.6	-	71.7		
			F	6.4	7.7	31.5	11.8	-	57.4		
		T	M	1.6	2.9	15.1	3.9	-	23.5		
			F	7.9	10.6	46.6	15.7	-	80.9		
		FOOD, DRINK, TOBACCO	641/642	1A	M	0.8	2.2	6.9	2.3	-	12.2
					F	0.2	0.4	2.3	0.6	-	3.5
				1B	M	0.9	2.6	9.3	2.9	-	15.7
					F	15.0	24.2	108.8	31.9	-	179.9
				2	M	2.8	5.4	29.6	7.3	-	45.0
					F	17.8	29.6	138.5	39.1	-	225.0
				3	M	0.1	0.1	0.1	0.1	-	0.5
					F	-	-	-	-	-	-
				4	M	0.1	0.1	0.2	0.1	-	0.5
					F	0.1	0.1	0.2	0.2	-	0.7
5	M			0.1	0.1	0.3	0.2	-	0.7		
	F			0.2	0.5	1.2	0.7	-	2.6		
T	M			0.2	0.6	1.2	0.7	-	2.8		
	F			1.1	1.8	4.5	2.3	-	9.8		
4	M			0.3	0.8	2.0	1.4	-	4.5		
	F			1.4	2.7	6.5	3.8	-	14.3		
5	M			2.5	4.1	9.7	6.4	-	22.7		
	F			3.5	5.6	14.9	9.3	-	33.4		
T	M			6.0	9.7	24.6	15.7	-	56.1		
	F			-	-	-	-	-	-		
DISPENSING CHEMISTS	643			1A	M	4.0	6.7	15.8	9.8	-	36.2
					F	3.8	6.5	17.0	10.8	-	38.2
				1B	M	7.8	13.2	32.8	20.6	-	74.4
					F	-	-	0.1	0.0	-	0.1
		2	M	-	0.0	0.1	0.0	-	0.2		
			F	-	0.0	0.1	-	-	0.1		
		3	M	-	0.1	0.1	-	-	0.2		
			F	-	0.1	0.1	-	-	0.2		
		4	M	0.1	0.2	1.0	0.2	-	1.6		
			F	0.1	0.2	1.1	0.2	-	1.7		
		5	M	-	0.0	0.1	-	-	0.1		
			F	0.3	0.3	1.5	0.3	-	2.5		
		T	M	0.3	0.4	1.6	0.4	-	2.6		
			F	0.0	0.1	0.3	0.1	-	0.5		
		4	M	0.2	0.2	0.8	0.1	-	1.4		
			F	0.3	0.2	1.2	0.2	-	1.8		
		MEDICAL GOODS, COSMETICS, CLEANING MAT.	644	1A	M	-	-	-	-	-	-
					F	-	-	-	-	-	-
				1B	M	0.1	0.1	0.6	0.1	-	0.9
					F	0.6	0.8	3.5	0.7	-	5.7
				2	M	0.7	0.9	4.1	0.8	-	6.6
					F	-	-	-	-	-	0.1
				3	M	-	-	-	-	-	0.1
					F	-	-	-	-	-	0.1
4	M			-	0.0	-	-	-	0.1		
	F			-	-	-	-	-	0.0		
5	M			-	-	-	-	-	0.1		
	F			-	0.1	-	0.1	-	0.3		
T	M			-	0.2	-	0.0	-	0.4		
	F			-	0.3	-	0.1	-	0.7		
4	M			-	0.1	-	-	-	0.2		
	F			-	0.2	-	0.1	-	0.9		
5	M			-	0.3	-	0.1	-	1.1		
	F			-	-	-	-	-	-		
T	M			-	-	-	-	-	-		
	F			-	0.2	-	0.1	-	0.8		
T	M			-	0.5	-	0.1	-	1.3		
	F			-	0.7	-	0.2	-	2.1		

TAB.E1

SALARIES SELON L ACTIVITE, LE SEXE,  
LA QUALIFICATION, LA REGION ET LE  
REGIME DE TRAVAIL

(%) ENS. DES REGIMES DE TRAVAIL (%)

REGION						SEXE	QUALIFICATION	NACE	ACTIVITE
NOORD	OOST	ZUID	WEST	(°)	TOTAL				
7.8	14.4	58.3	19.5	-	100.0	M	1A	61	COMMERCE DE GROS
.	.	74.5	.	-	100.0	F	1A	61	COMMERCE DE GROS
7.8	14.4	58.8	19.0	-	100.0	T	1A	61	COMMERCE DE GROS
8.4	12.1	66.5	15.0	-	100.0	M	1B		
.	12.7	71.4	14.0	-	100.0	F	1B		
6.1	12.1	66.8	15.0	-	100.0	T	1B		
6.2	11.9	66.3	15.6	-	100.0	M	2		
9.3	8.2	66.8	15.6	-	100.0	F	2		
6.5	11.5	66.4	15.6	-	100.0	T	2		
7.7	13.5	62.5	16.3	-	100.0	M	3		
4.9	12.6	67.2	15.3	-	100.0	F	3		
7.2	13.3	63.3	16.1	-	100.0	T	3		
11.1	13.5	54.9	20.6	-	100.0	M	4		
6.8	12.3	64.2	16.7	-	100.0	F	4		
9.8	13.1	57.6	19.4	-	100.0	T	4		
6.2	18.3	56.8	18.7	-	100.0	M	5		
5.4	10.3	67.2	17.0	-	100.0	F	5		
6.0	16.5	59.1	18.3	-	100.0	T	5		
8.3	13.5	60.5	17.7	-	100.0	M	T		
6.2	11.9	65.8	16.1	-	100.0	F	T		
7.0	13.2	61.5	17.4	-	100.0	T	T		
17.3	23.4	31.9	27.4	-	100.0	M	1A	641/642	PR. ALIMENTAIRES, BOISSONS, TABAC
.	.	.	.	-	100.0	F	1A	641/642	PR. ALIMENTAIRES, BOISSONS, TABAC
15.4	25.6	30.5	28.5	-	100.0	T	1A	641/642	PR. ALIMENTAIRES, BOISSONS, TABAC
18.8	12.7	35.6	33.0	-	100.0	M	1B		
.	.	.	.	-	100.0	F	1B		
17.6	13.7	39.0	29.6	-	100.0	T	1B		
8.7	20.5	44.5	26.3	-	100.0	M	2		
.	.	.	.	-	100.0	F	2		
8.2	20.7	44.4	26.7	-	100.0	T	2		
18.9	18.7	46.4	23.9	-	100.0	M	3		
6.8	18.7	43.1	31.4	-	100.0	F	3		
8.6	18.7	45.3	26.3	-	100.0	T	3		
11.0	18.1	42.7	28.2	-	100.0	M	4		
10.5	18.8	44.8	27.9	-	100.0	F	4		
10.7	17.3	43.9	28.1	-	100.0	T	4		
.	.	.	.	-	100.0	M	5		
.	.	.	.	-	100.0	F	5		
.	.	.	.	-	100.0	T	5		
11.8	18.4	43.6	27.0	-	100.0	M	T		
18.8	17.1	44.6	28.3	-	100.0	F	T		
18.5	17.7	44.1	27.7	-	100.0	T	T		
.	.	58.2	22.4	-	100.0	M	1A	643	PHARMACIES
.	.	65.5	.	-	100.0	F	1A	643	PHARMACIES
.	9.3	69.9	22.1	-	100.0	T	1A	643	PHARMACIES
.	.	63.9	.	-	100.0	M	1B		
.	27.2	61.6	.	-	100.0	F	1B		
.	24.2	62.1	.	-	100.0	T	1B		
.	.	60.0	.	-	100.0	M	2		
7.8	14.6	64.1	14.3	-	100.0	F	2		
7.8	14.2	63.8	14.0	-	100.0	T	2		
.	18.8	63.4	.	-	100.0	M	3		
11.3	13.5	61.4	13.8	-	100.0	F	3		
18.8	13.8	61.5	13.8	-	100.0	T	3		
8.1	13.2	67.8	18.9	-	100.0	M	4		
18.4	13.5	62.2	7.9	-	100.0	F	4		
14.2	13.4	63.7	8.7	-	100.0	T	4		
.	.	.	.	-	100.0	M	5		
.	.	.	.	-	100.0	F	5		
.	.	.	.	-	100.0	T	5		
8.8	13.1	64.6	13.5	-	100.0	M	7		
11.8	14.1	62.4	12.4	-	100.0	F	7		
18.7	14.8	62.7	12.6	-	100.0	T	7		
.	.	.	.	-	100.0	M	1A	644	ART. MEDICAUX, PRODUITS D'ENTRETIEN
.	.	.	.	-	100.0	F	1A	644	ART. MEDICAUX, PRODUITS D'ENTRETIEN
.	.	.	.	-	100.0	T	1A	644	ART. MEDICAUX, PRODUITS D'ENTRETIEN
.	18.8	.	.	-	100.0	M	1B		
.	.	.	.	-	100.0	F	1B		
.	.	.	.	-	100.0	T	1B		
.	.	.	.	-	100.0	M	2		
.	.	.	.	-	100.0	F	2		
.	.	.	.	-	100.0	T	2		
.	37.3	.	15.1	-	100.0	M	3		
.	52.2	.	18.5	-	100.0	F	3		
.	45.2	.	12.8	-	100.0	T	3		
.	32.8	.	.	-	100.0	M	4		
.	27.7	.	8.5	-	100.0	F	4		
.	28.8	.	9.2	-	100.0	T	4		
.	.	.	.	-	100.0	M	5		
.	.	.	.	-	100.0	F	5		
.	.	.	.	-	100.0	T	5		
.	38.7	.	18.8	-	100.0	M	T		
.	34.1	.	8.8	-	100.0	F	T		
.	32.8	.	18.8	-	100.0	T	T		

TAB.E1

EMPLOYEES ACCORDING TO ACTIVITY, SEX, QUALIFICATION, REGION AND TYPE OF EMPLOYMENT

(THOUSANDS)		ALL TYPES OF EMPLOYMENT				(MILLIERS)				
ACTIVITY	NACE	QUALIFICATION	SEX	REGION					TOTAL	
				NOORD	OOST	ZUID	WEST	(*)		
CLOTHING	645	1A	M	0.1	0.1	0.3	0.1	-	0.7	
			F	0.1	0.2	0.3	0.2	-	0.8	
		1B	M	0.1	0.0	0.2	0.1	-	0.5	
			F	0.1	0.1	0.2	0.2	-	0.7	
		2	M	0.1	0.2	0.9	0.2	-	1.4	
			F	0.1	0.1	0.2	0.1	-	0.4	
		3	M	0.1	0.3	1.1	0.2	-	1.8	
			F	0.3	0.6	1.8	0.6	-	3.3	
		4	M	0.3	0.5	2.3	1.1	-	4.2	
			F	0.6	1.1	4.2	1.6	-	7.5	
	5	M	0.3	0.6	2.3	0.8	-	4.0		
		F	1.8	3.1	9.6	4.4	-	18.9		
	T	M	2.0	3.7	11.9	5.2	-	22.9		
		F	-	-	-	-	-	-		
	FOOTWEAR, LEATHER GOODS	646	1A	M	0.8	1.7	5.5	1.9	-	9.9
				F	2.2	3.7	12.4	5.6	-	23.9
			1B	M	3.0	5.4	17.9	7.5	-	33.7
				F	-	-	0.1	0.0	-	0.1
			2	M	-	-	0.1	0.0	-	0.1
				F	-	-	0.0	0.0	-	0.0
3			M	0.1	0.1	0.3	0.1	-	0.5	
			F	0.1	0.1	0.3	0.1	-	0.5	
4			M	0.0	0.1	0.4	0.1	-	0.7	
			F	0.0	0.1	0.5	0.1	-	0.7	
5	M	0.1	0.2	0.9	0.2	-	1.4			
	F	0.0	0.0	0.4	0.1	-	0.5			
T	M	0.2	0.5	2.7	0.7	-	4.2			
	F	0.3	0.6	3.0	0.8	-	4.7			
FURN. FABRICS, HOUSEHOLD TEXTILES	647	1A	M	0.1	0.2	1.2	0.4	-	1.9	
			F	0.3	0.6	3.2	0.9	-	5.0	
		1B	M	0.4	0.9	4.4	1.3	-	6.9	
			F	-	-	0.1	0.1	-	0.1	
		2	M	-	-	0.1	0.1	-	0.1	
			F	-	-	0.0	-	-	0.0	
		3	M	0.0	-	0.1	0.0	-	0.2	
			F	0.0	-	0.0	0.0	-	0.0	
		4	M	0.0	0.1	0.5	0.2	-	0.7	
			F	0.1	0.1	0.6	0.2	-	0.9	
	5	M	0.1	0.1	0.6	0.2	-	0.9		
		F	0.1	0.0	0.5	0.1	-	0.7		
	T	M	0.3	0.1	1.0	0.2	-	1.6		
		F	-	-	-	-	-	-		
	HOUSEHOLD FITMENTS, APPLIANCES	648/649	1A	M	0.2	0.2	1.3	0.4	-	2.1
				F	0.1	0.1	0.6	0.1	-	1.0
			1B	M	0.4	0.2	1.9	0.5	-	3.0
				F	-	0.1	0.4	0.1	-	0.7
			2	M	-	0.1	0.4	0.1	-	0.7
				F	-	0.1	0.5	0.2	-	0.8
3			M	0.2	0.3	1.0	0.4	-	1.8	
			F	0.2	0.3	0.2	0.0	-	0.3	
4			M	0.2	0.3	1.2	0.4	-	2.1	
			F	0.4	0.8	3.0	1.4	-	5.6	
5	M	0.2	0.3	0.8	0.4	-	1.7			
	F	0.5	1.1	3.9	1.9	-	7.4			
T	M	0.5	0.9	3.8	1.3	-	6.4			
	F	0.7	1.3	3.3	1.7	-	7.0			
T	M	1.1	2.2	7.1	3.0	-	13.5			
	F	-	-	-	-	-	-			
T	M	1.0	2.2	8.7	3.5	-	15.4			
	F	0.9	1.7	4.5	2.2	-	9.3			
T	M	1.9	3.9	13.2	5.7	-	24.6			
	F	-	-	-	-	-	-			

TAB.E1

SALARIES SELON L ACTIVITE, LE SEXE,  
LA QUALIFICATION, LA REGION ET LE  
REGIME DE TRAVAIL

(%) (X)

REGION						SEX E	QUAL I F I C A T I O N	NACE	ACTIVITE
NOORD	OOST	ZUID	WEST	(*)	TOTAL				
11.0	21.2	46.2	20.7	-	100.0	M	1A	645	ARTICLES D HABILLEMENT
11.0	20.5	41.9	25.7	-	100.0	F			
16.8	9.8	44.8	28.6	-	100.0	T	1B		
		73.4		-	100.0	M			
12.7	10.0	53.5	23.8	-	100.0	F	2		
6.4	17.2	65.4	11.0	-	100.0	T			
	14.8	53.2	20.8	-	100.0	M			
7.5	18.6	62.6	13.3	-	100.0	F	3		
8.2	19.4	55.0	17.4	-	100.0	T			
8.2	11.5	55.4	25.0	-	100.0	M	4		
8.2	15.0	55.2	21.6	-	100.0	F			
6.7	14.6	57.4	21.3	-	100.0	T			
9.3	16.6	50.9	23.1	-	100.0	M	5		
8.0	16.3	52.0	22.8	-	100.0	F			
				-		T			
8.0	16.8	56.3	18.9	-	100.0	M			
9.1	15.6	51.8	23.5	-	100.0	F	1A	646	CHAUSSURES, MAROQUINERIE
8.8	16.0	53.1	22.1	-	100.0	T			
		47.1	30.8	-	100.0	M	1B		
		48.4	29.1	-	100.0	F			
		44.2	37.1	-	100.0	T			
		39.0	44.2	-	100.0	M	2		
10.7	11.6	57.0	20.7	-	100.0	F			
		69.4		-	100.0	T			
10.1	11.3	58.1	20.5	-	100.0	M	3		
5.8	12.9	66.7	15.5	-	100.0	F			
4.5	14.1	64.0	17.4	-	100.0	T			
4.7	13.5	65.3	16.5	-	100.0	M	4		
4.9	7.5	68.7	16.9	-	100.0	F			
5.8	12.7	64.0	17.6	-	100.0	T			
5.7	12.1	64.5	17.7	-	100.0	M	5		
				-		F			
				-		T			
5.9	11.9	62.2	19.9	-	100.0	M			
5.5	12.8	63.7	17.9	-	100.0	F	1A	647	TISSUS D AMEUBLEMENT
5.7	12.6	63.3	18.5	-	100.0	T			
		42.9	40.8	-	100.0	M	1B		
		42.7	39.3	-	100.0	F			
		81.4		-	100.0	T			
		88.4		-	100.0	M	2		
		83.2		-	100.0	F			
13.4		54.2	22.0	-	100.0	T			
		86.3		-	100.0	M	3		
11.3		59.2	18.6	-	100.0	F			
7.9	7.9	63.5	20.7	-	100.0	T			
		56.8	31.7	-	100.0	M	4		
7.2	7.7	62.2	22.9	-	100.0	F			
16.1	8.5	64.0	11.4	-	100.0	T			
17.6	5.2	65.1	12.0	-	100.0	M	5		
16.8	7.0	64.5	11.7	-	100.0	F			
				-		T			
				-		M			
11.7	7.7	62.6	18.0	-	100.0	F	1A	648/649	EQUIPEMENT DU FOYER
14.1	6.1	64.9	14.9	-	100.0	T			
12.5	7.2	63.4	17.0	-	100.0	M	1B		
	19.6	59.7	17.7	-	100.0	F			
	19.4	58.6	19.1	-	100.0	T			
	15.6	60.2	23.2	-	100.0	M	2		
		70.2		-	100.0	F			
	14.4	61.4	23.3	-	100.0	T			
8.9	15.5	53.2	22.3	-	100.0	M	3		
		74.0	11.9	-	100.0	F			
8.3	14.5	56.5	20.7	-	100.0	T			
8.2	15.0	53.6	25.3	-	100.0	M	4		
10.3	16.7	47.7	25.3	-	100.0	F			
7.2	15.4	52.2	25.3	-	100.0	T			
7.3	13.3	58.0	20.4	-	100.0	M	5		
9.4	19.2	47.3	24.2	-	100.0	F			
8.4	16.4	52.9	22.4	-	100.0	T			
				-		M			
				-		F			
8.5	14.6	56.4	22.5	-	100.0	T			
9.2	18.1	48.6	24.0	-	100.0	M			
7.6	15.9	53.5	23.0	-	100.0	F			

TAB.E1

EMPLOYEES ACCORDING TO ACTIVITY,SEX,  
QUALIFICATION,REGION AND TYPE OF  
EMPLOYEMENT

(THOUSANDS)		ALL TYPES OF EMPLOYEMENT						(MILLIERS)	
ACTIVITY	NACE	QUALIFICATION	SEX	REGION					TOTAL
				NOORD	OOST	ZUID	WEST	(*)	
BOOKS, NEWSPRS... STATIONERY, OFFICE SUPPS.	653	1A	M	-	-	0.1	-	-	0.1
			F	-	-	0.1	-	-	0.1
		1B	M	0.0	-	0.1	0.1	-	0.2
			F	-	-	0.1	0.1	-	0.2
		2	M	0.0	-	0.1	0.1	-	0.3
			F	0.0	-	0.2	0.2	-	0.3
		3	M	0.0	-	0.0	-	-	0.1
			F	0.0	-	0.3	-	-	0.3
		4	M	0.1	0.1	0.4	0.1	-	0.6
			F	0.0	0.0	0.4	0.1	-	0.5
		5	M	0.1	0.1	0.8	0.2	-	1.1
			F	0.1	0.1	0.6	0.1	-	0.9
		T	M	0.1	0.1	1.0	0.2	-	1.4
			F	0.2	0.2	1.6	0.4	-	2.3
OTHER RETAIL DISTRIBUTION	654/655	1A	M	-	-	-	-	-	-
			F	-	-	-	-	-	-
		1B	M	0.3	0.1	1.4	0.3	-	2.1
			F	0.2	0.1	1.5	0.3	-	2.1
		2	M	0.4	0.3	2.8	0.6	-	4.1
			F	0.1	-	0.1	-	-	0.2
		3	M	0.1	-	0.1	-	-	0.2
			F	-	-	-	-	-	-
		4	M	0.1	0.0	0.2	-	-	0.2
			F	-	-	0.1	-	-	0.1
		5	M	0.1	0.0	0.2	0.1	-	0.3
			F	0.1	0.1	0.3	0.1	-	0.5
		T	M	0.1	0.1	0.3	0.1	-	0.5
			F	0.1	0.2	1.2	0.2	-	1.7
VARIOUS NON-FOOD PRODUCTS	656	1A	M	0.0	0.1	0.5	0.1	-	0.7
			F	0.0	0.1	0.5	0.1	-	0.7
		1B	M	0.2	0.3	1.7	0.2	-	2.4
			F	0.2	0.1	1.3	0.2	-	1.8
		2	M	0.1	0.1	1.2	0.2	-	1.6
			F	0.1	0.3	2.5	0.4	-	3.4
		3	M	0.3	0.3	3.1	0.4	-	4.4
			F	-	-	1.9	0.3	-	2.5
		4	M	0.6	0.7	4.9	0.7	-	6.9
			F	-	-	-	-	-	0.1
		5	M	-	-	-	-	-	-
			F	-	-	-	-	-	-
		T	M	0.4	0.5	3.1	0.4	-	4.4
			F	0.1	0.2	1.9	0.3	-	2.5
RETAIL TRADE	64/653- 656	1A	M	0.6	0.7	4.9	0.7	-	6.9
			F	-	-	-	-	-	0.1
		1B	M	-	-	-	-	-	-
			F	-	-	-	-	-	-
		2	M	0.1	0.1	0.1	0.1	-	0.4
			F	-	-	-	-	-	-
		3	M	0.1	0.1	0.3	0.1	-	0.5
			F	0.1	0.1	0.3	0.1	-	0.5
		4	M	0.1	0.1	0.3	0.1	-	0.5
			F	0.1	0.1	0.3	0.1	-	0.5
		5	M	0.1	0.1	0.3	0.1	-	0.5
			F	0.1	0.1	0.3	0.1	-	0.5
		T	M	0.1	0.1	0.3	0.1	-	0.5
			F	0.1	0.1	0.3	0.1	-	0.5
1A	M	0.3	0.5	1.3	0.6	-	2.6		
	F	-	-	-	-	-	-		
1B	M	0.3	0.5	1.4	0.7	-	2.9		
	F	0.3	0.4	2.9	0.8	-	4.5		
2	M	0.4	0.6	3.6	0.9	-	5.5		
	F	0.4	0.6	3.6	0.9	-	5.5		
3	M	0.8	1.6	5.2	1.9	-	9.5		
	F	0.2	0.5	2.3	0.5	-	3.5		
4	M	1.1	2.0	7.5	2.4	-	13.0		
	F	2.1	4.4	14.5	5.4	-	26.5		
5	M	1.3	2.7	11.2	4.1	-	19.2		
	F	3.4	7.0	25.7	9.6	-	45.7		
T	M	4.4	7.3	23.4	11.1	-	46.3		
	F	8.0	13.8	44.7	21.1	-	87.6		
T	M	12.5	21.2	68.1	32.1	-	133.9		
	F	-	-	-	-	-	-		
T	M	0.0	14.2	47.4	18.7	-	89.3		
	F	0.0	17.2	58.0	25.8	-	111.7		
T	M	17.6	31.4	106.4	45.6	-	201.0		
	F	-	-	-	-	-	-		



TAB.E1

SALARIES SELON L ACTIVITE, LE SEXE,  
LA QUALIFICATION, LA REGION ET LE  
REGIME DE TRAVAIL

(%) ENS. DES REGIMES DE TRAVAIL (%)

REGION						SEXE	O U A L I F I C A T I O N	NACE	ACTIVITE
NOORD	OOST	ZUID	WEST	(°)	TOTAL				
-	-	61.0	-	-	100.0	M	1A	653	LIVRES, JOURN., PAPIER, ED. BUREAU
-	-	63.5	-	-	100.0	F	1B		
16.7	-	51.0	31.4	-	100.0	M	2		
16.7	-	48.6	33.8	-	100.0	F	3		
9.3	-	83.6	-	-	100.0	M	4		
-	-	86.2	-	-	100.0	F	5		
8.2	-	84.0	-	-	100.0	M	T		
10.5	8.7	64.8	16.0	-	100.0	F	1A	654/655	AUTRES COMMERCES DE DETAIL
7.7	3.9	76.7	11.7	-	100.0	M	1B		
9.2	6.5	70.3	14.0	-	100.0	F	2		
12.8	7.4	65.5	14.3	-	100.0	M	3		
7.4	7.5	68.8	16.3	-	100.0	F	4		
9.4	7.5	67.6	15.5	-	100.0	M	5		
-	-	-	-	-	-	F	T		
12.4	6.5	65.9	15.2	-	100.0	M	1A	656	PRODUITS DIVERS NON ALIMENT.
7.5	6.5	70.8	15.2	-	100.0	F	1B		
9.9	6.5	68.3	15.2	-	100.0	M	2		
32.7	-	53.9	-	-	100.0	F	3		
30.3	-	56.2	-	-	100.0	M	4		
-	14.2	77.3	-	-	100.0	F	5		
-	-	76.8	-	-	100.0	M	T		
15.1	12.7	77.1	-	-	100.0	F	1A	64/653- 656	COMMERCE DE DETAIL
-	17.9	56.2	10.8	-	100.0	M	1B		
13.9	17.6	76.6	-	-	100.0	F	2		
7.4	13.8	58.3	10.2	-	100.0	M	3		
4.5	7.8	68.7	10.0	-	100.0	F	4		
6.6	12.1	79.3	8.4	-	100.0	M	5		
9.5	7.2	71.7	9.6	-	100.0	F	T		
5.4	9.1	73.3	10.0	-	100.0	M	1A		
7.5	8.1	72.0	13.6	-	100.0	F	1B		
-	-	72.7	11.7	-	100.0	M	2		
-	-	-	-	-	-	F	3		
9.9	11.2	69.0	9.9	-	100.0	M	4		
4.8	8.8	74.4	11.9	-	100.0	F	5		
8.1	10.4	71.0	10.6	-	100.0	M	T		
-	-	-	-	-	-	F	1A		
-	6.4	-	5.2	-	100.0	M	1B		
-	7.0	-	5.1	-	100.0	F	2		
-	15.3	-	15.5	-	100.0	M	3		
-	12.2	-	10.9	-	100.0	F	4		
-	14.4	-	17.1	-	100.0	M	5		
-	13.4	-	14.3	-	100.0	F	T		
-	7.9	-	13.7	-	100.0	M	1A		
-	10.5	-	14.0	-	100.0	F	1B		
-	16.1	-	22.9	-	100.0	M	2		
-	13.9	-	23.1	-	100.0	F	3		
-	14.6	-	23.1	-	100.0	M	4		
-	-	-	-	-	-	F	5		
-	14.4	-	18.5	-	100.0	M	T		
-	12.8	-	21.0	-	100.0	F	1A		
10.8	13.5	-	20.0	-	100.0	M	1B		
-	18.2	49.7	21.3	-	100.0	F	2		
-	17.8	38.1	37.9	-	100.0	M	3		
10.4	18.2	48.5	23.0	-	100.0	F	4		
7.2	9.9	65.4	17.5	-	100.0	M	5		
4.6	13.4	68.3	13.7	-	100.0	F	T		
6.7	10.6	65.9	16.8	-	100.0	M	1A		
8.7	16.5	55.2	19.6	-	100.0	F	1B		
6.7	13.6	65.1	14.5	-	100.0	M	2		
8.2	15.7	57.9	18.2	-	100.0	F	3		
8.0	16.5	54.9	20.6	-	100.0	M	4		
8.8	13.8	58.0	21.4	-	100.0	F	5		
7.5	15.4	56.2	20.9	-	100.0	M	T		
9.6	15.9	50.6	23.9	-	100.0	F	1A		
9.1	15.8	51.0	24.0	-	100.0	M	1B		
9.3	15.8	50.9	24.0	-	100.0	F	2		
-	-	-	-	-	-	M	3		
-	-	-	-	-	-	F	4		
9.0	15.9	53.1	22.1	-	100.0	M	5		
8.6	15.4	52.8	23.2	-	100.0	F	T		
8.8	15.6	52.9	22.7	-	100.0	M			

TAB.E2

GROSS MONTHLY PAY (CORRECTED)  
OF FULL-TIME EMPLOYEES:  
MEAN (M) AND COEFFICIENT OF VARIATION  
(CV) ACCORDING TO ACTIVITY, SEX,  
QUALIFICATION AND REGION

ACTIVITY	NACE	Q U A L I F I C A T I O N	S E X	REGION							
				NOORD	OOST	ZUID	WEST	(°)	TOTAL		
AGRIC. PRIMARY PROD., LIVE- STOCK, TEXT.	611	1A	M	3791#	4832#	5120#	3671#	-	4636		
			F	3791#	4832#	5127#	3671#	-	4641		
		1B	M	3111	3581	3513	2944	-	3364		
			F	-	-	-	-	-	-		
		2	M	3111	3581	3463	2907	-	3324		
			F	2529	2579	2859	2509	-	2693		
		3	M	-	-	2061#	-	-	1831#		
			F	2529	2569	2826	2447	-	2656		
		4	M	1895	1858	2077	1895	-	1981		
			F	1105#	-	1469	1110	-	1273		
		5	M	1822	1858	2016	1755	-	1905		
			F	1654	1655	1748	1867	-	1757		
		T	M	1005	1173	1129	896	-	1073		
			F	1551	1576	1661	1784	-	1666		
		FUELS, ORES, INDUSTRIAL CHEMICALS	612	1A	M	1545	1361	1468	1562	-	1481
					F	-	-	1131	-	-	1145
				1B	M	1485	1335	1360	1530	-	1402
					F	1909	2005	2227	2086	-	2127
				2	M	1056	1227#	1252	1083	-	1183
					F	1805	1951	2107	1985	-	2020
3	M			-	5385	6902#	4226#	-	6018#		
	F			-	-	-	-	-	-		
4	M			2146#	4166	4064	2331#	-	3631		
	F			2146#	4139	2567#	-	-	1888#		
5	M			1978	2979	4016	2098#	-	3714		
	F			1960	1827#	3033	2592	-	2866		
T	M			1842#	2205	2134	2537	-	2875		
	F			1381	2865	2938	2050	-	2216		
TIMBER, BUILDING MATERIALS	613			1A	M	1757	2130	2118	1647	-	1682
					F	1433	1773	1896	1267#	-	2083
				1B	M	1393	1132	1287	1175	-	1221
					F	-	1552	1749	1589	-	1659
				2	M	-	1460	1770	1754	-	1738
					F	1762	1460	1762	1748	-	1732
		3	M	1198#	2555	2681	1989	-	2538		
			F	1198#	1251	1599	1276	-	1484		
		4	M	1714	2314	2503	1891	-	2363		
			F	3832#	5143#	5258	4449#	-	4714		
		5	M	3832#	5080#	5248	4449#	-	4711		
			F	2636	2941	3567	2786	-	3267		
		T	M	2636	2935	3530	2598	-	3187		
			F	2437	2277	2574	2427	-	2477		
		MACHINERY, EQUIPMENTS, VEHICLES	614	1A	M	2429	2245	1743#	-	1788#	
					F	1872	1897	2542	2382	-	2443
				1B	M	1197#	1307	2030	1848	-	1944
					F	1805	1847	1415#	1143	-	1310
				2	M	1536	1485	1968	1784	-	1884
					F	1073	1084	1807	1671	-	1663
3	M			1488	1346	1141	971	-	1054		
	F			1247	1443	1736	1590	-	1592		
4	M			-	1443	1485	1560	-	1471		
	F			1247	1443	1484	1478	-	1455		
5	M			1870	1868	2184	2004	-	2044		
	F			1161	1387#	1332	1041	-	1258		
T	M			1812	1806	2116	1912	-	1872		
	F			-	5875#	4861	4066#	-	4786		
MACHINERY, EQUIPMENTS, VEHICLES	614			1A	M	-	5875#	4807	4120	-	4738
					F	-	5875#	4807	4120	-	4738
				1B	M	2521#	3223	3490	2874	-	3355
					F	-	-	2707#	-	-	2234#
				2	M	2489#	3106	3433	2878	-	3302
					F	2306#	2334	2880	2527	-	2792
		3	M	-	-	1988	-	-	1867		
			F	2230	2321	2810	2479	-	2722		
		4	M	1774	1757	2090	1830	-	2012		
			F	-	1255#	1585	1330#	-	1521		
		5	M	1731	1710	2034	1787	-	1960		
			F	1457	1447	1680	1423	-	1616		
		T	M	988#	1021	1229	1100	-	1191		
			F	1410	1354	1585	1369	-	1532		
		T	M	-	1352	1489	1529	-	1486		
			F	-	1308#	1489	1529	-	1480		
		T	M	1895	1987	2323	1874	-	2231		
			F	1850	1899	2222	1376#	-	1473		
		T	M	-	-	-	-	-	-		
			F	-	-	-	-	-	-		

TAB.E2

REMUNERATION MENSUELLE BRUTE CORRIGEE  
DES SALAIRES A TEMPS PLEIN:  
MOYENNE (M) ET COEFFICIENT DE  
VARIATION (CV) SELON L ACTIVITE, LE SEXE,  
LA QUALIFICATION ET LA REGION

CV

REGION						SEXE	QUALIFICATION	NACE	ACTIVITE
MOORO	OOST	ZUID	WEST	(°)	TOTAL				
37.00	26.10	62.60	42.40	-	50.0	M	1A	611	MAT. PREM. AGR., ANIMAUX, TEXTILES
37.00	26.10	62.40	42.40	-	50.0	F	1B		
31.0	28.4	41.8	30.2	-	39.4	M	2		
31.6	28.4	42.5	31.3	-	40.0	F	3		
26.3	18.6	35.5	43.7	-	36.8	M	4		
26.3	18.6	35.60	-	-	35.90	F	5		
26.3	18.0	36.0	44.7	-	37.5	M	1A		
17.0	20.6	35.8	26.7	-	31.0	F	1B		
26.00	-	31.0	23.7	-	32.7	M	2		
22.3	20.6	36.9	31.8	-	33.3	F	3		
18.8	21.0	25.1	29.3	-	25.8	M	4		
33.6	31.5	31.1	30.6	-	32.7	F	5		
25.4	25.6	28.8	33.3	-	29.0	M	1A		
20.4	16.1	28.8	23.4	-	25.5	F	1B		
20.5	-	22.1	-	-	22.2	M	2		
34.7	20.1	30.0	24.0	-	27.1	F	3		
30.3	44.2	58.3	41.2	-	51.7	M	4		
30.2	42.90	38.9	33.3	-	38.0	F	5		
-	45.5	60.2	44.1	-	53.9	M	1A	612	COMBUSTIBLES, MINERAIS, PR. CHIMIQUES
-	18.4	66.70	27.40	-	62.10	F	1B		
37.30	20.20	66.70	27.40	-	62.30	M	2		
-	26.4	36.6	45.90	-	39.6	F	3		
37.30	-	35.60	-	-	42.80	M	4		
15.4	26.8	37.2	48.20	-	41.9	F	5		
15.7	22.6	36.6	28.7	-	35.2	M	1A		
33.30	24.40	31.1	-	-	30.5	F	1B		
35.1	25.8	37.6	29.4	-	36.4	M	2		
31.4	28.1	29.8	32.5	-	30.3	F	3		
-	17.1	29.0	28.90	-	28.6	M	4		
32.7	30.1	32.4	34.9	-	32.6	F	5		
-	22.3	28.3	25.2	-	28.2	M	1A		
-	21.4	33.7	28.4	-	31.2	F	1B		
-	29.9	32.9	28.2	-	32.5	M	2		
-	19.5	18.0	36.8	-	23.6	F	3		
40.3	19.5	18.7	36.7	-	23.8	M	4		
36.00	46.7	56.6	39.9	-	55.2	F	5		
41.3	30.3	37.5	26.7	-	37.6	M	1A	613	BOIS, MATERIAUX DE CONSTR.
34.40	51.9	58.5	41.7	-	57.3	F	1B		
34.40	35.40	36.4	39.50	-	38.0	M	2		
34.40	34.60	36.2	39.50	-	38.6	F	3		
27.3	27.1	43.6	29.4	-	41.7	M	4		
27.3	27.1	44.0	35.5	-	42.7	F	5		
21.1	27.7	26.2	18.7	-	25.1	M	1A		
21.0	27.40	-	-	-	36.50	F	1B		
25.8	29.4	27.0	21.0	-	26.3	M	2		
35.10	26.8	25.5	23.5	-	25.8	F	3		
28.7	24.0	45.30	28.2	-	40.0	M	4		
23.2	28.2	28.6	26.4	-	28.5	F	5		
24.1	35.8	29.9	31.6	-	32.0	M	1A		
25.2	32.5	27.8	30.2	-	29.9	F	1B		
21.6	37.2	32.3	34.9	-	34.4	M	2		
21.6	17.0	41.5	25.0	-	35.3	F	3		
21.6	17.0	41.4	30.4	-	36.1	M	4		
30.0	48.6	46.7	46.9	-	46.8	F	5		
33.2	50.30	44.0	32.2	-	47.7	M	1A	614	MACHINES, VEHICULES
40.5	50.3	48.1	49.3	-	48.6	F	1B		
-	49.80	34.4	22.40	-	38.0	M	2		
-	49.80	35.8	22.2	-	38.8	F	3		
42.60	30.0	34.6	29.0	-	35.2	M	4		
42.90	-	39.50	-	-	43.90	F	5		
33.80	32.6	35.6	30.5	-	36.3	M	1A		
-	29.2	36.3	36.5	-	36.6	F	1B		
34.5	38.4	-	-	-	38.1	M	2		
28.5	29.2	37.7	37.0	-	37.8	F	3		
22.8	28.6	34.4	21.5	-	33.3	M	4		
31.7	26.20	32.4	27.20	-	32.5	F	5		
28.80	29.8	35.3	23.3	-	34.2	M	1A		
33.2	31.7	31.8	33.8	-	32.4	F	1B		
-	26.5	27.9	27.0	-	28.0	M	2		
-	28.8	33.8	34.5	-	34.0	F	3		
-	30.1	24.3	18.7	-	24.2	M	4		
-	32.90	24.3	18.7	-	24.8	F	5		
48.4	54.1	47.2	42.5	-	48.1	M	1A		
-	36.3	44.5	54.90	-	46.2	F	1B		
50.7	55.5	48.8	44.3	-	49.8	M	2		

TAB.E2

GROSS MONTHLY PAY (CORRECTED)  
OF FULL-TIME EMPLOYEES:  
MEAN (M) AND COEFFICIENT OF VARIATION  
(CV) ACCORDING TO ACTIVITY, SEX,  
QUALIFICATION AND REGION

ACTIVITY	NACE	Q U A L I F I C A T I O N	S E X	REGION					
				NOORD	OOST	ZUID	WEST	(%)	TOTAL
FURNITURE, HSEHD. GOODS. HARDWARE	615	1A	M	4352#	3941#	5364#	5250#	-	5014
			F	-	-	-	-	-	-
		1B	M	4352#	3941#	5321#	5250#	-	4997
			F	2785#	3111	3468	4065#	-	3494
		2	M	-	-	-	-	-	2116#
			F	2785#	2995	3437	3994#	-	3432
		3	M	1980	2202	2549	3285#	-	2615
			F	1387	1307#	1579	1422#	-	1447
		4	M	1761	2143	2484	3068#	-	2485
			F	1776	1712	1991	1850	-	1911
		5	M	1388	1163	1493	1223	-	1369
			F	1734	1616	1940	1777	-	1848
		T	M	1635	1431	1684	1522	-	1609
			F	1089	980	1159	1083	-	1111
		T	M	1506	1320	1550	1414	-	1484
			F	1323	1414	1432	1410	-	1416
		T	M	-	-	987#	-	-	996#
			F	1323	1401	1382	1410	-	1390
		T	M	1894	1907	2173	2393	-	2148
			F	1282	1110	1316	1193	-	1255
T	M	1774	1781	2051	2228	-	2015		
	F	-	4880#	4513#	4838#	-	4635		
TEXTILES, CLOTH- ING, FOOTWR. LEATHERWARE	616	1A	M	-	-	-	-	-	-
			F	-	4880#	4538#	4838#	-	4649
		1B	M	3025#	3316	3538	3496	-	3468
			F	-	-	-	-	-	1836#
		2	M	2870#	3288	3209	3496	-	3253
			F	2351	2296	2652	2327	-	2551
		3	M	-	-	1997	1655	-	1854
			F	2325	2284	2599	2171	-	2484
		4	M	1783	1959	2111	1832	-	2027
			F	1085#	1406#	1478	1183	-	1391
		5	M	1670	1882	1970	1650	-	1888
			F	1476	1579	1607	1540	-	1586
		T	M	1047	1077	1147	1082	-	1119
			F	1281	1378	1434	1336	-	1401
		T	M	1243	1448#	1374	1261	-	1354
			F	-	-	1037	946	-	1019
		T	M	1218	1327	1281	1177	-	1267
			F	1985	2231	2255	2166	-	2222
		T	M	1077	1157	1334	1179	-	1273
			F	1774	2009	2030	1883	-	1988
T	M	-	4149#	5319	3284	-	4453		
	F	-	4131#	5283	3284	-	4434		
1B	M	3134	2562	3006	2754#	-	2906		
	F	-	-	-	-	-	-		
2	M	3134	2562	2907	2754#	-	2860		
	F	2410	2249	2539	2275	-	2415		
3	M	-	-	1613#	1255#	-	1535#		
	F	2404	2238	2476	2210	-	2365		
4	M	1792	1770	1935	1782	-	1852		
	F	1567#	1055	1388	1111	-	1264		
5	M	1769	1652	1845	1670	-	1759		
	F	1412	1481	1593	1510	-	1518		
T	M	1006	1049	1120	931	-	1040		
	F	1356	1410	1486	1396	-	1426		
T	M	1263#	1160	1347	1396	-	1308		
	F	-	-	1090	-	-	1055		
T	M	1125#	1170	1310	1363	-	1279		
	F	1760	1768	2021	1787	-	1883		
T	M	1095	1121	1235	1011	-	1145		
	F	1687	1688	1895	1670	-	1776		
TOBACCO PRODUCTS	617.6	1A	M	-	-	-	-	-	-
			F	-	-	-	-	-	-
		1B	M	-	-	-	-	-	-
			F	-	-	-	-	-	-
		2	M	-	-	-	-	-	-
			F	-	-	-	-	-	-
		3	M	-	-	-	-	-	-
			F	-	-	-	-	-	-
		4	M	-	-	-	-	-	-
			F	-	-	-	-	-	-
		5	M	-	-	-	-	-	-
			F	-	-	-	-	-	-
T	M	-	-	-	-	-	-		
	F	-	-	-	-	-	-		

TAB.E2

REMUNERATION MENSUELLE BRUTE CORRIGEE  
DES SALAIRES A TEMPS PLEIN:  
MOYENNE (M) ET COEFFICIENT DE  
VARIATION (CV) SELON L ACTIVITE, LE SEXE,  
LA QUALIFICATION ET LA REGION

CV

REGION						SEXE	QUALIFICATION	NACE	ACTIVITE	
NOORD	OOST	ZUID	WEST	(°)	TOTAL					
36.7#	35.4#	52.6#	38.8#	-	48.6	M	1A	615	MEUBLES, ART. MENAGERS QUINCAILLERIE	
-	-	-	-	-	40.5	F				
36.7#	35.4#	52.6#	38.8#	-	41.4	M	1B			
32.9#	31.7	35.3	50.8#	-	36.7#	F				
-	-	-	-	-	42.3	M	2			
32.9#	34.1	35.5	52.2#	-	51.3	F				
26.6	22.5	28.9	72.4#	-	27.2	M	3			
23.5	26.8#	28.4	26.7#	-	53.3	F				
30.8	25.0	30.6	75.5#	-	24.5	M	4			
20.0	22.7	24.3	24.2	-	33.7	F				
19.5	27.7	34.8	27.2	-	27.0	M	5			
21.2	26.7	26.3	27.0	-	35.8	F				
40.2	22.4	36.4	29.6	-	55.3	M	T			
23.2	28.2	26.9	25.6	-	36.4	F				
41.9	27.7	38.5	32.3	-	37.2	M	1A	616		TEXTILE, HABILLEMENT, CHAUSSURES
20.6	22.4	44.8	24.9	-	35.1	F				
-	-	25.9#	-	-	27.6#	M	1B			
20.6	23.5	45.3	24.7	-	35.8	F				
42.4	42.7	49.2	73.2	-	55.3	M	2			
25.2	33.9	39.1	29.9	-	36.4	F				
43.6	45.7	51.3	75.6	-	57.3	M	3			
-	27.2#	60.9#	40.8#	-	52.2	F				
-	-	-	-	-	51.7	M	4			
47.0#	24.7	39.9	42.1	-	39.4	F				
-	-	-	-	-	52.9#	M	5			
49.5#	25.4	46.7	42.1	-	44.0	F				
31.6	32.2	29.2	33.7	-	30.8	M	1A	617	PRODUITS ALIM.. BOISSONS, TABAC	
-	-	25.7	31.0	-	28.5	F				
31.9	32.1	29.9	36.1	-	31.9	M	1B			
29.9	28.9	31.9	23.4	-	31.2	F	2			
27.0#	36.4#	27.9	16.9	-	29.3	M	3			
33.8	31.4	34.5	29.2	-	34.2	F				
21.1	26.0	23.6	22.5	-	23.8	M	4			
21.4	23.7	29.3	25.2	-	27.7	F				
27.2	31.4	29.7	29.1	-	29.9	M	5			
26.9	30.0#	28.1	31.7	-	28.8	F				
-	-	29.1	18.6	-	28.2	M	1A	617.6		PRODUITS DU TABAC
28.8	33.0	30.8	32.3	-	31.2	F				
55.6	48.8	53.0	54.5	-	52.9	M	1B			
25.6	31.5	43.2	30.1	-	40.6	F				
59.1	53.6	56.5	58.8	-	56.8	M	2			
-	44.5#	38.0	26.8	-	43.3	F				
-	44.1#	38.6	26.8	-	43.5	M	3			
32.8	36.4	36.6	61.2#	-	42.1	F				
-	-	-	-	-	42.9	M	4			
32.8	36.4	38.8	60.6#	-	29.0	F				
24.4	26.1	31.6	23.7	-	35.0#	M	5			
-	-	34.2#	34.2#	-	30.5	F	1A	617.6		
24.4	26.1	33.2	26.7	-	54.3	M	1B			
19.2	24.8	72.2	24.2	-	31.5	F	2			
23.2#	27.8	31.8	18.5	-	54.6	M	3			
19.9	30.0	70.8	28.4	-	26.0	F				
26.3	20.4	26.0	27.1	-	28.7	M	4			
30.1	20.7	27.1	30.2	-	29.7	F				
28.7	23.5	29.5	32.3	-	29.4	M	5			
31.5#	30.4	27.7	28.4	-	31.9	F				
-	-	26.0	-	-	30.3	M	T			
39.7#	30.6	28.5	30.0	-	54.8	F				
41.4	49.7	63.0	40.6	-	34.6	M	1A	617.6		
38.2	35.4	32.8	31.5	-	34.6	F				
43.4	51.0	64.0	44.0	-	56.3	M	1B			
-	-	-	-	-	-	F				
-	-	-	-	-	-	M	2			
-	-	-	-	-	-	F				
-	-	-	-	-	-	M	3			
-	-	-	-	-	-	F				
-	-	-	-	-	-	M	4			
-	-	-	-	-	-	F				
-	-	-	-	-	-	M	5			
-	-	-	-	-	-	F				
-	-	-	-	-	-	M	T			
-	-	-	-	-	-	F				

TAB.E2

GROSS MONTHLY PAY (CORRECTED)  
 OF FULL-TIME EMPLOYEES:  
 MEAN (M) AND COEFFICIENT OF VARIATION  
 (CV) ACCORDING TO ACTIVITY, SEX,  
 QUALIFICATION AND REGION

ACTIVITY	NACE	Q U A L I F I C A T I O N	S E X	REGION					
				NOORD	OOST	ZUID	WEST	(°)	TOTAL
				PHARMACEUTICAL, MEDICAL GDS., CLEANING MAT.	618	1A	M		
			F						
			T				4500#	-	4988
		1B	M		3653		3124		3492
			F		1957#				2100
			T		3327		3007		3382
		2	M		2576		2422		2441
			F		1926#				1692
			T		2502		2329		2342
		3	M		1920		1828		2036
			F		1341		1291		1467
			T		1696		1696		1895
		4	M		1430		1492		1621
			F		1083		1117		1190
			T		1242		1332		1434
		5	M		1510		1365		1488
			F		1067		919#		1105
			T		1278		1184		1350
		T	M		2365		2129		2371
			F		1321		1226		1408
			T		2007		1909		2146
PHARMACEUTICALS	618.1	1A	M						
			F						
			T						
		1B	M						
			F						
			T						
		2	M						
			F						
			T						
		3	M						
			F						
			T						
		4	M						
			F						
			T						
		5	M						
			F						
			T						
OTHER WHOLESALE DISTRIBUTION	619	1A	M		6561#				5731
			F						
			T		6368#				5571
		1B	M		3209		2719#		3443
			F						2135#
			T		3147		2467#		3339
		2	M		2655		2549		2666
			F						1662
			T		2642		2497		2548
		3	M		1907		1927		2053
			F		1200		1396#		1461
			T		1809		1866		1949
		4	M				1558		1688
			F		1182		1191		1211
			T		1665#		1409		1528
		5	M		1363		1685#		1409
			F				953#		1108
			T		1346		1446#		1368
		T	M		2203		2281		2304
			F		1224		1209		1359
			T		2059		2051		2112
PAPER, BOOKS, STATIONERY, NEWSPAPERS	619.1/2	1A	M						
			F						
			T						
		1B	M						
			F						
			T						
		2	M						
			F						
			T						
		3	M						
			F						
			T						
		4	M						
			F						
			T						
		5	M						
			F						
			T						

TAB.E2

REMUNERATION MENSUELLE BRUTE CORRIGEE  
DES SALARIES A TEMPS PLEIN:  
MOYENNE (M) ET COEFFICIENT DE  
VARIATION (CV) SELON L ACTIVITE, LE SEXE,  
LA QUALIFICATION ET LA REGION

CV

REGION						SEXE	QUALIFICATION	NACE	ACTIVITE
NOORD	OOST	ZUID	WEST	(°)	TOTAL				
			37.4#	-	47.2	M	1A	618	PR. PHARM., MEDICAMENTS, D'ENTRETIEN
			37.4#	-	48.3	F	1B		
			30.6	-	35.5	M	2		
			33.1	-	28.8	F	2		
			29.0	-	37.2	M	3		
				-	30.8	F	3		
				-	32.5	M	4		
			31.4	-	32.9	F	4		
			23.8	-	25.8	M	5		
			24.9	-	25.5	F	5		
			27.8	-	29.1	M	T		
			23.4	-	24.8	F	T		
			23.0	-	25.7	M	1A	618.1	PRODUITS PHARM.
			27.3	-	29.4	F	1A		
			23.3	-	29.4	M	1B		
			25.4#	-	24.2	F	2		
			30.4	-	25.5	M	2		
			43.8	-	47.0	F	3		
			29.5	-	33.4	M	3		
			48.0	-	50.4	F	4		
				-		M	4		
				-		F	4		
				-		M	5		
				-		F	5		
				-		M	T		
				-		F	T		
				-		M	1A	619	AUTRES COMMERCES DE GROS
				-	54.3	F	1A		
				-	56.2	M	1B		
				-	42.7	F	2		
				-	55.1#	M	2		
			40.8#	-	44.7	F	3		
			47.0#	-	44.7	M	3		
			25.3	-	31.4	F	4		
				-	34.9	M	4		
				-	34.3	F	5		
				-	31.6	M	5		
				-	27.3	F	T		
				-	33.5	M	T		
				-	116.4	F	1A	619.1/2	PAPIER, LIVRES, JOURNEAUX
				-	28.2	M	1A		
				-	106.6	F	1B		
				-	29.3	M	2		
				-	32.6	F	2		
				-	30.6	M	3		
				-	71.7	F	3		
				-	37.0	M	4		
				-	72.0	F	4		
				-		M	5		
				-		F	5		
				-		M	T		
				-		F	T		
				-		M	1A		
				-		F	1A		
				-		M	1B		
				-		F	1B		
				-		M	2		
				-		F	2		
				-		M	3		
				-		F	3		
				-		M	4		
				-		F	4		
				-		M	5		
				-		F	5		
				-		M	T		
				-		F	T		

TAB.E2

GROSS MONTHLY PAY (CORRECTED)  
OF FULL-TIME EMPLOYEES:  
MEAN (M) AND COEFFICIENT OF VARIATION  
(CV) ACCORDING TO ACTIVITY, SEX,  
QUALIFICATION AND REGION

ACTIVITY	NACE	Q U A L I F I C A T I O N	S E X	REGION					TOTAL	
				NOORD	OOST	ZUID	WEST	(°)		
WHOLESALE TRADE	61	1A	M	3942	4974	5224	4276	-	4899	
			F						3625#	
		1B	M	3930	4916	5175	4282	-	4865	
			F	2799	3229	3546	3105	-	3395	
		2	M	2779	2162#	2153	1653#	-	2052	
			F	2303	3151	3468	2998	-	3317	
		3	M	1518	2406	2736	2610	-	2651	
			F	2206	1775	1848	1486	-	1764	
		4	M	1821	2369	2655	2517	-	2572	
			F	1317	1206	1525	1186	-	1423	
		5	M	1769	1756	1990	1759	-	1906	
			F	1500	1527	1702	1598	-	1635	
	T	M	1028	1065	1191	1023	-	1133		
		F	1429	1423	1582	1491	-	1527		
	FOOD, DRINK, TOBACCO	641/642	1A	M	1323	1292	1459	1486	-	1425
				F		1122	1097	964	-	1067
			1B	M	1276	1279	1412	1438	-	1385
				F	1848	1999	2286	2024	-	2166
			2	M	1185	1207	1406	1143	-	1324
				F	1768	1886	2151	1904	-	2043
			3	M				3086#	-	
				F					-	
			4	M	2261#	2860#	3014#	2885#	-	2832
				F					-	
5			M	2261#	2836#	2830#		-	2730	
			F	2691#	2478	2406	2641	-	2507	
T	M	2691#	2433	2400	2571	-	1902#			
	F	1764	1771	1764	1732	-	2476			
DISPENSING CHEMISTS	643	1A	M	1175#	1297	1158	1081	-	1148	
			F	1659	1671	1629	1503	-	1605	
		1B	M	1195	1137	1234	1363	-	1242	
			F	863	899	878	911	-	888	
		2	M	1005	1012	1031	1085	-	1040	
			F					-		
		3	M					-		
			F					-		
		4	M	1592	1595	1754	1746	-	1702	
			F	894	973	956	965	-	952	
		5	M	1289	1351	1426	1380	-	1383	
			F			5294#		-	5436#	
T	M			3828#		-	3766#			
	F		5104#	4662#		-	4835			
MEDICAL GOODS, COSMETICS, CLEANING MAT.	644	1A	M					-		
			F					-		
		1B	M					-		
			F		2105#	2923#		-	3110	
		2	M		2352#	2329#		-	2179#	
			F	1725	1569	2890#		-	2464	
		3	M	1806	1604	1663	1481	-	2685#	
			F			1789	1537	-	1618	
		4	M			1998		-	1715	
			F	1493	1469	1526	1397	-	1901	
		5	M	1500	1488	1560	1417	-	1493	
			F		1500	1549		-	1519	
T	M	1078#	1060	1028	938#	-	1027			
	F	1278#	1299	1237	1149#	-	1242			
MEDICAL GOODS, COSMETICS, CLEANING MAT.	644	1A	M					-		
			F					-		
		1B	M	1824#	2429#	2559		-	2546	
			F	1514	1533	1576	1426	-	1539	
		2	M	1562	1680	1756	1673	-	1711	
			F					-	3547#	
		3	M					-	3485#	
			F					-	2279	
		4	M					-	2312	
			F					-	1999	
		5	M					-	1518#	
			F					-	1881	
T	M		1752		1512	-	1897			
	F		938#		1355#	-	1156			
T	M		1261		1449	-	1427			
	F		1248			-	1204			
T	M		1017		838	-	983			
	F		1070		834	-	1032			
T	M					-				
	F		1818		1512	-	1803			
T	M		1006		1035	-	1074			
	F		1301		1245	-	1376			



TAB.E2

REMUNERATION MENSUELLE BRUTE CORRIGEE  
DES SALAIRES A TEMPS PLEIN:  
MOYENNE (M) ET COEFFICIENT DE  
VARIATION (CV) SELON L ACTIVITE, LE SEXE,  
LA QUALIFICATION ET LA REGION

CV

REGION						SEXE	QUALIFICATION	NACE	ACTIVITE
NOORD	OOST	ZUID	WEST	(°)	TOTAL				
38.4	44.6	50.3	46.0	-	49.4	M	1A	61	COMMERCE DE GROS
38.8	45.1	50.7	45.8	-	49.5#	F			
37.0	34.0	38.2	48.1	-	49.7	T	1B		
	36.9#	43.1	52.9#	-	39.8	M			
37.3	35.3	39.6	50.2	-	44.5	F	2		
27.6	27.5	34.5	51.5	-	41.2	T			
28.4	35.6	36.6	29.8	-	37.0	M	3		
30.2	28.6	36.1	52.8	-	36.4	F			
21.8	26.9	37.2	24.6	-	38.5	T	3		
28.1	28.8	31.3	25.6	-	34.3	M			
23.9	29.8	38.2	27.9	-	32.2	F	4		
27.9	93.0	30.0	30.5	-	35.8	T			
28.0	26.7	28.7	30.1	-	42.6	M	5		
30.5	89.4	33.1	34.2	-	29.4	F			
27.0	27.4	30.7	29.1	-	43.8	T	1A	641/642	PR. ALIMENTAIRES, BOISSONS, TABAC
	35.7	25.9	30.3	-	30.2	M			
29.7	28.1	31.7	31.1	-	29.2	F	1B		
42.1	64.0	52.6	53.1	-	31.3	T			
39.5	40.3	40.5	37.7	-	54.2	M			
44.0	65.2	54.5	55.5	-	41.1	F			
			31.1#	-	56.0	T	1A	641/642	PR. ALIMENTAIRES, BOISSONS, TABAC
				-		M			
30.6#	23.8#	31.5#	35.8#	-	39.5	F	1B		
				-		T			
30.6#	24.1#	33.9#		-	40.3	M	2		
27.6#	29.5	26.4	27.9	-	28.0	F			
				-	38.1#	T	3		
27.6#	30.7	26.8	29.9	-	28.9	M			
23.3	24.5	31.6	29.0	-	29.0	F	3		
27.0#	31.6	33.0	32.6	-	32.8	T			
27.5	28.2	35.6	36.7	-	34.2	M	4		
36.5	35.8	41.0	39.7	-	39.8	F			
33.5	30.6	33.1	30.5	-	32.1	T	5		
39.3	36.0	42.2	42.3	-	41.0	M			
				-		F	1A	643	PHARMACIES
				-		T			
46.5	45.8	130.1	45.5	-	95.5	M	1B		
34.3	35.8	42.8	34.0	-	38.3	F			
53.3	50.4	127.2	53.1	-	94.6	T	1A	643	PHARMACIES
		46.5#		-	44.2#	M			
		38.7#		-	37.1#	F	1B		
	32.5#	47.6#		-	46.5	T			
		34.6#		-	28.3	M			
	28.8#	57.7#		-	46.0#	F	2		
	34.7#	51.3#		-	42.9	T			
		39.5#		-	36.8#	M	3		
20.8	31.1	31.0	29.7	-	30.4	F			
23.2	32.0	40.0	31.7	-	37.0	T	3		
		27.4		-	30.6	M			
24.0	20.7	26.9	21.9	-	25.2	F	4		
23.8	23.7	28.2	23.5	-	26.7	T			
	11.7	50.6		-	40.3	M	5		
36.5#	22.0	30.7	27.9#	-	30.8	F			
32.0#	23.0	49.3	33.8#	-	43.0	T	1A	644	ART. MEDICAUX, PRODUITS D'ENTRETIEN
				-		M			
				-		F	1B		
				-		T			
28.6#	67.6#	71.9		-	71.8	M	2		
32.3	31.0	43.7	34.6	-	39.8	F			
32.4	51.3	61.1	69.3	-	59.2	T	3		
		38.2#		-	37.1#	M			
		40.8#		-	37.3#	F	4		
		23.0		-	23.5	T			
		24.9		-	24.7	M	5		
		23.9		-	23.2	F			
		19.7		-	23.4#	T	1A	644	ART. MEDICAUX, PRODUITS D'ENTRETIEN
		27.1		-	25.9	M			
	32.0	27.1		-	29.3	F	1B		
	48.5#	34.4		-	45.8	T			
	50.7	31.1		-	40.7	M	2		
	20.0	34.6		-	31.4	F			
	25.0	35.2		-	31.8	T	3		
	25.4	36.6		-	33.0	M			
				-		F	4		
				-		T			
				-		M	5		
				-		F			
	43.9	45.9		-	45.0	T			
	42.7	42.4		-	42.8	M			
	54.5	52.9		-	52.7	F			

TAB.E2

GROSS MONTHLY PAY (CORRECTED)  
OF FULL-TIME EMPLOYEES:  
MEAN (M) AND COEFFICIENT OF VARIATION  
(CV) ACCORDING TO ACTIVITY, SEX,  
QUALIFICATION AND REGION

ACTIVITY	NACE	Q U A L I F I C A T I O N	S E X	REGION						
				NOORD	OOST	ZUID	WEST	(°)	TOTAL	
CLOTHING	645	1A	M	.	3974#	3882	.	.	.	.
			F	.	.	.	.	.	.	.
		1B	M	.	3804#	3957	.	.	2716	
			F	.	.	3097#	2332	.	2042#	
		2	M	2303#	2425#	2756#	2240	.	2526	
			F	.	2407	3331	.	.	2996	
		3	M	2185#	2310	2123	1761#	.	1988	
			F	1936	1768	3099	2132#	.	2773	
		4	M	1410	1351	1880	1670	.	1826	
			F	1655	1620	1428	1388	.	1408	
	5	M	1271	1428	1656	1502	.	1617		
		F	1023	1076	1521	1504	.	1489		
	T	M	1077	1151	1104	1151	.	1084		
		F	.	.	1231	.	.	1187		
	FOOTWEAR, LEATHER GOODS	646	1A	M	1902	2012	2170	2155#	.	2124
				F	1170	1156	1239	1194	.	1209
			1B	M	1437	1501	1648	1501	.	1576
				F	.	.	3299	3673	.	2998#
			2	M	.	.	3373	3673	.	3048
				F	.	.	2932	2488	.	2753
3			M	2221#	2234	2745#	2214#	.	2498	
			F	2193#	2193	2170	2199	.	2189	
4			M	982#	1812#	2157	2126	.	2158	
			F	1598#	1893#	1831	1820	.	1841	
5	M	901#	1014	1169	1125	.	1265			
	F	1089#	777	1542	1487	.	1582			
T	M	.	795	1178	1587#	.	1309			
	F	.	.	866	894	.	860			
FURN. FABRICS, HOUSEHOLD TEXTILES	647	1A	M	2194#	1796	1882	2163	.	1949	
			F	934	991#	950	961	.	958	
		1B	M	1430	1243	1305	1426	.	1328	
			F	.	.	3527#	2484#	.	3332	
		2	M	.	.	3586#	2563#	.	3364	
			F	.	.	2780	.	.	2685	
		3	M	1966	.	2648#	1850#	.	2556	
			F	1966	.	2162	.	.	2073	
		4	M	1702	1810#	2107	1850#	.	2042	
			F	1679	1699#	1741	1720	.	1740	
5	M	1333	1330	1442	1329	.	1385			
	F	892	1130	1700	1654	.	1690			
T	M	1203	1297	1459	1339	.	1413			
	F	.	.	1130	880	.	1062			
HOUSEHOLD FITMENTS, APPLIANCES	648/649	1A	M	1626	1672	1814	1662	.	1756	
			F	1050#	1228#	1272	1143	.	1218	
		1B	M	1498	1608	1699	1541	.	1643	
			F	.	4525#	3486	3761#	.	3728	
		2	M	.	4406#	3399	3709	.	3648	
			F	.	2833#	2584	2397	.	2584	
		3	M	2661#	2777#	1695#	2329	.	1693#	
			F	2528#	2149	2464	2329	.	2480	
		4	M	1468	1694	2304	1888	.	2228	
			F	1201#	1042	1378#	1033	.	1386#	
5	M	1403	1562	2135	1833	.	2113			
	F	1363	1334	1772	1711	.	1727			
T	M	895	858	1306	1501	.	1322			
	F	1157	1118	1691	1688	.	1654			
T	M	.	.	1406	1418	.	1386			
	F	.	.	978	1083	.	970			
T	M	1657	1852	1789	1737	.	1783			
	F	980	938	1102	1218	.	1092			
T	M	1431	1576	1623	1592	.	1595			
	F	.	.	.	.	.	.			

TAB.E2

REMUNERATION MENSUELLE BRUTE CORRIGEE  
DES SALAIRES A TEMPS PLEIN:  
MOYENNE (M) ET COEFFICIENT DE  
VARIATION (CV) SELON L'ACTIVITE, LE SEXE,  
LA QUALIFICATION ET LA REGION

CV

REGION						SEX E	QUALI FICATI ON	NACE	ACTIVITE
NOORD	OOST	ZUID	WEST	(°)	TOTAL				
	37.6#	28.4				M	1A	645	ARTICLES D HABILLEMENT
	40.5#	28.7				F	1B		
		46.8#	26.4		44.6	M			
		40.0#			36.8#	F			
	32.9#	49.7#	27.5		45.2	M	2		
40.6#	34.1	62.3			61.7	F			
		30.5	30.1#		28.9	M			
38.7#	34.1	62.8	55.4#		61.6	F			
28.3	24.4	28.8	22.2		27.6	M	3		
28.3	21.1	30.9	30.5		29.9	F			
32.8	26.8	32.8	28.4		31.5	M	4		
28.6	28.3	34.0	35.4		33.6	F			
26.7	28.8	37.2	28.1		33.2	M			
29.0	31.4	39.4	34.5		36.8	F			
						M	5		
						F			
50.9	50.8	61.2	174.4#		91.1	M	T		
35.5	32.3	40.4	39.3		38.8	F			
52.8	55.0	64.5	146.9		85.9	M	1A	646	CHAUSSURES, MAROQUINERIE
		27.9	15.2		44.7#	F			
		32.0	15.2		45.3	M	1B		
		29.1	23.1		28.5	F			
		34.0#	27.6#		33.4	M	2		
34.6#	21.1	33.7	37.2		33.5	F			
						M			
35.0#	23.0	36.4	38.8		35.6	F			
	43.2#	30.3	40.3		36.7	M	3		
31.1#		32.7	32.4		58.8	F			
71.2#	64.8#	38.1	45.8		48.2	M	4		
	24.7	36.4	35.8#		58.2	F			
59.9#	31.3	30.2	25.3		32.5	M			
91.8#	31.6	34.6	39.3		43.6	F			
						M	5		
						F			
57.3#	53.6	43.9	43.4		46.6	M	T		
55.3	83.5#	44.3	31.1		51.4	F			
75.4	76.3	58.1	60.2		62.6	M	1A	647	TISSUS D AMEUBLEMENT
		38.1#	28.9#		41.3	F			
		36.8#	28.4#		40.4	M	1B		
		38.9			39.8	F			
		43.3#			43.6	M			
9.4		21.0	26.5#		21.0	F	2		
						M			
9.4		24.3	26.5#		23.0	F	3		
21.6	34.9#	22.7	17.7		23.3	M			
		28.7	18.2		26.6	F			
22.0	36.9#	24.2	20.0		24.8	M	4		
23.4	30.5	29.0	31.4		28.9	F			
27.7		26.3	24.1		28.3	M			
28.6	32.6	30.7	33.3		31.5	F			
						M	5		
						F			
49.4	38.9	43.1	30.8		42.4	M	T		
66.0#	32.2#	42.6	38.7		45.3	F			
54.5	39.8	45.3	35.4		45.2	M	1A	648/649	EQUIPEMENT DU FOYER
	32.4#	45.0	38.1#		41.9	F			
	34.4#	46.8	37.0		43.0	M	1B		
	34.3#	33.7	31.6		33.7	F			
		42.9#			41.4#	M			
	35.7#	37.0	33.0		36.3	F	2		
47.5#	24.1	30.6	22.3		32.8	M			
		31.7#			35.9#	F			
50.2#	25.1	35.3	25.4		38.0	M	3		
29.9	23.8	24.5	24.8		25.1	F			
27.9#	27.5	40.1	37.7		40.0	M			
30.8	28.5	28.7	27.3		29.0	F			
33.4	28.4	36.8	23.2		33.4	M	4		
37.9	28.1	28.8	39.7		33.8	F			
40.8	38.5	39.3	32.5		37.9	M	5		
						F			
						M	T		
51.2	52.8	45.1	39.1		45.8	F			
38.2	37.8	38.2	47.6		42.2	M			
55.5	58.4	48.9	43.6		48.9	F			

TAB.E2

GROSS MONTHLY PAY (CORRECTED)  
OF FULL-TIME EMPLOYEES:  
MEAN (M) AND COEFFICIENT OF VARIATION  
(CV) ACCORDING TO ACTIVITY, SEX,  
QUALIFICATION AND REGION

ACTIVITY	NACE	Q U A L I F I C A T I O N	S E X	REGION					TOTAL	
				NOORD	OOST	ZUID	WEST	(°)		
BOOKS, NEWSPRS., STATIONERY, OFFICE SUPPS.	653	1A	M	-	-	3836#	-	-	3805	
			F	-	-	3737#	-	-	3751	
		1B	M	1924	-	3177	2518	-	2745	
			F	-	-	-	-	-	-	
		2	M	1852	-	3132	2404	-	2660	
			F	1926	-	2408	-	-	2362	
		3	M	1928	-	2381	-	-	2222#	
			F	1431	1903	-	1503	-	2344	
		4	M	1384#	-	1487	1248	-	1437	
			F	1417	1803	-	1416	-	-	
	5	M	1288	1242	1436	1323	-	1385		
		F	927	897	1076	913	-	1012		
	T	M	1144	1043	1255	1071	-	1193		
		F	-	-	-	-	-	-		
	OTHER RETAIL DISTRIBUTION	654/655	1A	M	1655	1762	-	1849	-	2190#
				F	1072	1087#	1260	1003	-	1179
			1B	M	1487	1474	1995#	1486	-	1812#
				F	3968#	-	4531#	-	-	4295
			2	M	3968#	-	4367	-	-	4191
				F	-	2815#	2663	-	-	2724
3			M	-	-	2015#	-	-	1939#	
			F	-	-	2553	-	-	2607	
4			M	1791	2566	2409	2513#	-	2346	
			F	-	-	1839#	-	-	1878	
5	M	1807	2516	2344	2513#	-	2308			
	F	1714	1842	1953	1795	-	1897			
T	M	1304#	1332#	1258#	1241#	-	1265			
	F	1638	1759	1776	1675	-	1750			
VARIOUS NON-FOOD PRODUCTS	656	1A	M	1488	1615	1650	1373	-	1606	
			F	1116#	1010#	1325	1061	-	1266	
		1B	M	1348	1478	1525	1249	-	1479	
			F	-	-	-	-	-	-	
		2	M	-	-	-	-	-	-	
			F	-	-	-	-	-	-	
		3	M	2040	2030	1974	1857	-	1974	
			F	1199	1230	1365	1116	-	1318	
		4	M	1867	1900	1788	1654	-	1791	
			F	-	-	-	-	-	-	
RETAIL TRADE	64/653- 656	1A	M	-	-	-	-	-	-	
			F	-	-	-	-	-	-	
		1B	M	-	2973#	-	-	-	3527	
			F	-	-	-	-	-	2498#	
		2	M	-	2795#	-	-	-	3432	
			F	-	2336	-	2126	-	2298	
		3	M	-	1659	-	1654	-	1985	
			F	-	2189	-	2048	-	2215	
		4	M	-	1733	-	1721	-	1743	
			F	-	1375	-	1351	-	1412	
5	M	-	1609	-	1558	-	1605			
	F	-	1327	-	1348	-	1361			
T	M	-	1187	-	1192	-	1076			
	F	-	-	-	-	-	1213			
RETAIL TRADE	64/653- 656	1A	M	-	1685	-	1601	-	1855	
			F	-	1148	-	1133	-	1231	
		1B	M	-	1467	-	1366	-	1582	
			F	3990	3816	4617#	-	-	4357	
		2	M	3882	3613	3454#	-	-	2858#	
			F	2280	2849	4518#	-	-	4205	
		3	M	2302	2026	3243	2609	-	3035	
			F	1723	2667	2136	1745#	-	2083	
		4	M	2244	2667	3084	2511	-	2898	
			F	1725	2375	2514	2306	-	2437	
5	M	1316	1684	1861	1564	-	1779			
	F	1601	2242	2355	2164	-	2292			
T	M	1272	1756	1833	1716	-	1788			
	F	926	1307	1365	1276	-	1333			
T	M	1079	1615	1673	1548	-	1632			
	F	-	1266	1386	1383	-	1355			
T	M	-	962	1011	986	-	991			
	F	-	1093	1183	1149	-	1150			
T	M	1669	1750	1821	1778	-	1843			
	F	1034	1082	1175	1083	-	1128			
T	M	1388	1456	1605	1447	-	1527			
	F	-	-	-	-	-	-			

TAB.E2

REMUNERATION MENSUELLE BRUTE CORRIGEE  
DES SALARIES A TEMPS PLEIN:  
MOYENNE (M) ET COEFFICIENT DE  
VARIATION (CV) SELON L ACTIVITE, LE SEXE,  
LA QUALIFICATION ET LA REGION

CV

REGION						SEXE	QUALIFICATION	NACE	ACTIVITE
NOORD	OOST	ZUID	WEST	(°)	TOTAL				
-	-	40.7#	-	-	38.9	M	1A	653	LIVRES, JOURN., PAPIER, ED. BUREAU
29.3	-	41.2#	-	-	38.2	F	1B		
30.8	-	32.7	33.4	-	37.4	M	2		
12.2	-	33.3	37.0	-	39.4	F	3		
12.0	-	22.7	-	-	23.6	M	4		
27.7	28.1	11.3	-	-	34.6#	F	5		
30.2#	-	21.9	30.3	-	25.2	M	T		
28.5	31.1	27.3	15.1	-	27.6	F	1A	654/655	AUTRES COMMERCE DE DETAIL
26.2	34.3	32.4	28.5	-	32.2	M	1B		
23.8	21.1	28.1	32.3	-	28.8	F	2		
30.1	34.0	34.3	35.1	-	28.8	M	3		
-	-	-	38.9	-	35.4	F	4		
46.0	43.0	-	-	-	-	M	5		
33.4	63.5#	-	53.8	-	306.5#	F	T		
48.5	54.4	36.4	33.0	-	39.5	M	1A	654/655	AUTRES COMMERCE DE DETAIL
27.8#	-	332.3#	59.7	-	294.7#	F	1B		
27.8#	-	42.2#	-	-	37.3	M	2		
24.8	42.4#	28.8	-	-	38.3	F	3		
24.8	20.6	28.8	38.7#	-	30.6	M	4		
20.1	21.6	29.9#	30.1	-	31.0#	F	5		
27.3#	22.2	30.5	38.7#	-	32.6	M	T		
23.3	35.2#	24.0#	30.9	-	31.5	F	1A	656	PRODUITS DIVERS NON ALIMENT.
26.1	26.1	27.8	44.8#	-	22.6	M	1B		
36.1#	25.9	35.7	30.1	-	31.6	F	2		
32.1	30.0#	35.7	35.2	-	27.3	M	3		
-	31.8	37.2	36.7	-	44.8	F	4		
-	-	-	33.2	-	33.9	M	5		
50.7	37.7	44.0	48.6	-	34.5	F	T		
36.2	36.5	42.5	40.2	-	36.3	M	1A	656	PRODUITS DIVERS NON ALIMENT.
53.7	41.2	47.0	52.6	-	36.8	F	1B		
-	-	-	-	-	-	M	2		
-	33.8#	-	-	-	38.4	F	3		
-	35.7#	-	-	-	22.4#	M	4		
-	22.7	-	20.0	-	38.8	F	5		
-	15.8	-	12.3	-	24.0	M	T		
-	25.6	-	21.2	-	28.8	F	1A	64/653- 656	COMMERCE DE DETAIL
-	16.7	-	19.6	-	26.2	M	1B		
-	17.8	-	16.6	-	20.8	F	2		
-	20.1	-	22.2	-	20.4	M	3		
-	24.0	-	26.3	-	23.1	F	4		
-	28.0	-	27.7	-	29.8	M	5		
-	28.6	-	29.4	-	31.0	F	T		
-	-	-	-	-	32.7	M	1A	64/653- 656	COMMERCE DE DETAIL
-	41.3	-	39.1	-	-	F	1B		
-	31.4	-	27.8	-	51.6	M	2		
-	43.7	-	40.1	-	37.2	F	3		
32.6	45.3	134.1#	-	-	53.0	M	4		
34.5	48.3	45.4#	-	-	122.4	F	5		
30.8	33.1	131.6#	-	-	51.9#	M	T		
30.8	30.7	38.0	41.2	-	121.2	F	1A	64/653- 656	COMMERCE DE DETAIL
30.8	35.4	39.5	29.2#	-	40.6	M	1B		
36.6	27.8	43.7	33.7	-	36.7	F	2		
20.7	32.1	35.2	30.0	-	42.2	M	3		
37.1	31.0	44.5	36.3	-	39.6	F	4		
27.1	24.8	139.3	26.7	-	34.1	M	5		
28.4	39.8	31.5	33.2	-	41.0	F	T		
30.0	31.5	125.4	31.9	-	108.3	M	1A	64/653- 656	COMMERCE DE DETAIL
35.8	31.6	37.2	33.1	-	33.0	F	1B		
34.0	30.8	35.8	31.5	-	98.4	M	2		
38.0	34.4	40.4	36.7	-	35.8	F	3		
-	-	-	-	-	34.1	M	4		
-	-	-	-	-	38.8	F	5		
-	-	-	-	-	-	M	T		
48.1	48.7	108.4	78.6	-	93.5	F	1A	64/653- 656	COMMERCE DE DETAIL
39.9	40.5	44.1	38.1	-	42.3	M	1B		
52.8	53.2	103.3	76.1	-	89.9	F	2		

TAB.E3

INDEX OF MEAN GROSS MONTHLY PAY (CORRECTED) OF FULL-TIME EMPLOYEES ACCORDING TO ACTIVITY, SEX, QUALIFICATION AND REGION

INDICE DE LA REMUNERATION MENSUELLE BRUTE CORRIGEE MOYENNE DES SALARIES A TEMPS PLEIN SELON L ACTIVITE, LE SEXE, LA QUALIFICATION ET LA REGION

(PAY OF ALL FULL-TIME EES.=100)

(REM. DE L EMS. DES SAL. A TEMPS PLEIN=100)

ACTIVITY	NACE	Q U A L I F I C A T I O N	S E X	R E G I O N					TOTAL	
				NOORD	OOST	ZUID	WEST	(*)		
AGRIC. PRIMARY PROD., LIVE-STOCK, TEXT.	611	1A	M	81.8#	104.2#	110.4#	79.2#	-	100.0	
			F	81.7#	104.1#	110.5#	79.1#	-	100.0	
		1B	M	92.5	106.5	104.4	87.5	-	100.0	
			F	-	-	-	-	-	100.0	
		2	M	93.6	107.7	104.2	87.4	-	100.0	
			F	93.9	95.8	106.2	93.2	-	100.0	
		3	M	-	-	112.5#	-	-	100.0#	
			F	95.2	96.8	106.4	92.2	-	100.0	
		4	M	95.6	93.8	104.8	95.6	-	100.0	
			F	86.8#	-	115.4	87.2	-	100.0	
		5	M	95.7	97.5	105.9	92.2	-	100.0	
			F	94.1	94.2	99.5	106.3	-	100.0	
	T	M	93.7	109.4	105.3	83.6	-	100.0		
		F	93.1	94.6	99.7	107.1	-	100.0		
	FUELS, ORES, INDUSTRIAL CHEMICALS	612	1A	M	104.4	91.9	99.1	105.5	-	100.0
				F	-	98.8	-	-	-	100.0
			1B	M	105.9	95.2	97.0	109.1	-	100.0
				F	89.7	94.3	104.7	98.1	-	100.0
			2	M	89.2	103.7#	105.9	91.5	-	100.0
				F	89.4	96.6	104.3	98.2	-	100.0
			3	M	-	89.6	114.8#	70.3#	-	100.0#
				F	-	88.7#	115.3#	70.6#	-	100.0#
			4	M	56.0#	108.7	106.1	60.8#	-	100.0
				F	-	-	135.9#	-	-	100.0#
5			M	57.8#	111.4	108.1	56.5#	-	100.0	
			F	66.7	100.4	102.3	87.4	-	100.0	
T	M	68.2	88.1#	103.0	88.2	-	100.0			
	F	83.1#	99.7	102.2	92.5	-	100.0			
TIMBER, BUILDING MATERIALS	613	1A	M	84.0	101.8	101.2	93.9	-	100.0	
			F	79.8	98.7	105.5	93.2	-	100.0	
		1B	M	83.9	93.5	105.4	95.8	-	100.0	
			F	-	84.0	101.8	100.9	-	100.0	
		2	M	-	84.3	101.7	100.9	-	100.0	
			F	69.6	101.0	106.0	78.6	-	100.0	
		3	M	80.2#	83.7	107.0	85.4	-	100.0	
			F	72.5	97.9	105.9	80.0	-	100.0	
		4	M	81.3#	109.1#	111.5	94.4#	-	100.0	
			F	81.4#	107.8#	111.4	94.4#	-	100.0	
		5	M	80.7	90.0	109.2	85.3	-	100.0	
			F	82.4	91.8	110.4	81.3	-	100.0	
T	M	98.4	91.9	103.9	98.0	-	100.0			
	F	-	-	97.5#	-	-	100.0#			
MACHINERY, EQUIPMENTS, VEHICLES	614	1A	M	99.4	91.9	104.1	97.5	-	100.0	
			F	96.3	97.6	104.4	95.0	-	100.0	
		1B	M	91.4#	99.8	108.0#	87.3	-	100.0	
			F	95.8	98.1	104.5	94.7	-	100.0	
		2	M	92.4	84.5	108.7	100.5	-	100.0	
			F	101.8	95.3	108.2	92.1	-	100.0	
		3	M	93.5	84.6	109.1	99.8	-	100.0	
			F	84.8	98.1	101.6	106.0	-	100.0	
		4	M	-	-	-	-	-	100.0	
			F	85.7	99.2	102.7	101.5	-	100.0	
		5	M	91.5	91.0	106.9	98.0	-	100.0	
			F	92.9	110.9#	106.6	83.3	-	100.0	
MACHINERY, EQUIPMENTS, VEHICLES	614	1A	M	91.9	91.6	107.3	96.9	-	100.0	
			F	-	122.8#	101.6	85.0#	-	100.0	
		1B	M	-	124.0#	101.4	87.0	-	100.0	
			F	75.1#	86.1	104.0	88.7	-	100.0	
		2	M	-	-	98.8#	-	-	100.0#	
			F	75.4#	84.1	104.0	90.2	-	100.0	
		3	M	82.6#	83.6	103.5	90.5	-	100.0	
			F	-	-	101.6	-	-	100.0	
		4	M	81.9	85.3	103.2	91.1	-	100.0	
			F	88.2	87.3	103.9	91.0	-	100.0	
		5	M	-	82.5#	104.2	87.5#	-	100.0	
			F	88.3	87.2	103.7	91.2	-	100.0	
T	M	90.2	89.6	104.0	88.1	-	100.0			
	F	83.1#	85.8	103.2	92.4	-	100.0			
T	M	92.0	88.4	103.5	89.4	-	100.0			
	F	-	91.0	100.9	102.9	-	100.0			
T	M	-	88.4#	101.2	103.3	-	100.0			
	F	84.9	89.1	104.1	88.5	-	100.0			
T	M	-	80.8	102.9	93.4#	-	100.0			
	F	86.4	88.7	103.8	89.5	-	100.0			

TAB.E3

INDEX OF MEAN GROSS  
MONTHLY PAY (CORRECTED)  
OF FULL-TIME FEMALE  
EMPLOYEES ACCORDING TO  
ACTIVITY,  
QUALIFICATION AND REGION  
(PAY OF FULL-TIME MALES EES.=100)

INDICE DE LA REMUNERATION  
MENSUELLE BRUTE CORRIGEE  
MOYENNE DES SALAIRES  
FEMININS A TEMPS PLEIN  
SELON L'ACTIVITE,  
LA QUALIFICATION ET LA REGION  
(REM. DES SAL. MASC. A TEMPS PLEIN=100)

REGION						SEX	QUALIFICATION	NACE	ACTIVITE
NOORD	OOST	ZUID	WEST	(*)	TOTAL				
100.0#	100.0#	100.0#	100.0#	-	100.0	M	1A	611	MAT. PREM. AGR., ANIMAUX, TEXTILES
-	-	-	-	-	-	F	-	-	
100.0	100.0	100.0	100.0	-	100.0	M	1B	-	
-	-	-	-	-	-	F	-	-	
100.0	100.0	100.0	100.0	-	100.0	M	2	-	
-	-	72.1#	-	-	68.0#	F	-	-	
100.0	100.0	100.0	100.0	-	100.0	M	3	-	
58.3#	-	70.7	58.5	-	64.2	F	-	-	
100.0	100.0	100.0	100.0	-	100.0	M	4	-	
60.8	70.9	64.6	48.0	-	61.1	F	-	-	
100.0	100.0	100.0	100.0	-	100.0	M	5	-	
-	-	77.1	-	-	77.3	F	-	-	
100.0	100.0	100.0	100.0	-	100.0	M	T	-	
55.3	61.2#	56.2	51.9	-	55.6	F	-	-	
-	100.0	100.0#	100.0#	-	100.0#	M	1A	612	COMBUSTIBLES, MINERAIS, PR. CHIMIQUES
-	-	-	-	-	-	F	-	-	
100.0#	100.0	100.0	100.0#	-	100.0	M	1B	-	
-	-	63.2#	-	-	48.3#	F	-	-	
100.0	100.0	100.0	100.0	-	100.0	M	2	-	
-	61.3#	70.4	-	-	69.9	F	-	-	
100.0#	100.0	100.0	100.0	-	100.0	M	3	-	
-	62.6	72.8	61.8#	-	72.3	F	-	-	
100.0	100.0	100.0	100.0	-	100.0	M	4	-	
-	63.9	67.9	70.2	-	68.0	F	-	-	
-	100.0	100.0	100.0	-	100.0	M	5	-	
-	-	-	-	-	-	F	-	-	
100.0	100.0	100.0	100.0	-	100.0	M	1	-	
68.0#	49.0	58.6	64.1	-	59.1	F	-	-	
100.0#	100.0#	100.0	100.0#	-	100.0	M	1A	613	BOIS, MATERIAUX DE CONSTR.
-	-	-	-	-	-	F	-	-	
100.0	100.0	100.0	100.0	-	100.0	M	1B	-	
-	-	-	-	-	-	F	-	-	
100.0	100.0	100.0	100.0	-	100.0	M	2	-	
-	-	67.7#	-	-	72.2#	F	-	-	
100.0	100.0	100.0	100.0	-	100.0	M	3	-	
63.9#	68.9	69.7#	61.9	-	67.4	F	-	-	
100.0	100.0	100.0	100.0	-	100.0	M	4	-	
69.8	71.5	63.1	58.1	-	63.4	F	-	-	
100.0	100.0	100.0	100.0	-	100.0	M	5	-	
-	-	-	-	-	-	F	-	-	
100.0	100.0	100.0	100.0	-	100.0	M	1	-	
62.1	74.6#	61.0	52.0	-	61.2	F	-	-	
-	100.0#	100.0	100.0#	-	100.0	M	1A	614	MACHINES, VEHICULES
-	-	-	-	-	-	F	-	-	
100.0#	100.0	100.0	100.0	-	100.0	M	1B	-	
-	-	63.3#	-	-	66.6#	F	-	-	
100.0#	100.0	100.0	100.0	-	100.0	M	2	-	
-	-	69.1	-	-	70.4	F	-	-	
100.0	100.0	100.0	100.0	-	100.0	M	3	-	
-	71.5#	75.8	72.7#	-	75.6	F	-	-	
100.0	100.0	100.0	100.0	-	100.0	M	4	-	
67.9#	70.6	73.2	77.3	-	73.7	F	-	-	
-	100.0	100.0	100.0	-	100.0	M	5	-	
-	-	-	-	-	-	F	-	-	
100.0	100.0	100.0	100.0	-	100.0	M	T	-	
-	59.9	65.3	69.7#	-	68.0	F	-	-	

TAB.E3

INDEX OF MEAN GROSS MONTHLY PAY (CORRECTED) OF FULL-TIME EMPLOYEES ACCORDING TO ACTIVITY, SEX, QUALIFICATION AND REGION

INDICE DE LA REMUNERATION MENSUELLE BRUTE CORRIGEE MOYENNE DES SALARIES A TEMPS PLEIN SELON L'ACTIVITE, LE SEXE, LA QUALIFICATION ET LA REGION

(PAY OF ALL FULL-TIME EES.=100)

(REM. DE L'ENS. DES SAL. A TEMPS PLEIN=100)

ACTIVITY	NACE	QUALIFICATION	SEX	REGION					TOTAL	
				NOORD	OOST	ZUID	WEST	(*)		
FURNITURE, HSEHD. GOODS, HARDWARE	615	1A	M	86.8#	78.6#	107.0#	104.7#	-	100.0	
			F	-	-	-	-	-	-	
		1B	M	87.1#	78.9#	106.5#	105.1#	-	100.0	
			F	79.7#	89.0	89.3	116.3#	-	100.0	
		2	M	81.1#	87.3	100.1	116.4#	-	100.0	
			F	75.7	84.2	97.5	125.6#	-	100.0	
		3	M	95.9	90.3#	109.1	98.3#	-	100.0	
			F	70.8	86.2	99.9	123.4#	-	100.0	
		4	M	93.0	89.6	104.2	96.8	-	100.0	
			F	101.4	84.9	109.0	89.3	-	100.0	
		5	M	93.8	87.4	105.0	96.2	-	100.0	
			F	101.6	89.0	104.7	94.6	-	100.0	
	T	M	98.0	88.2	104.3	97.5	-	100.0		
		F	101.5	89.0	104.5	95.3	-	100.0		
	TEXTILES, CLOTHING, FOOTWR., LEATHERWARE	616	1A	M	93.4	99.8	101.1	99.5	-	100.0
				F	-	-	99.1#	-	-	100.0#
			1B	M	95.2	100.8	99.4	101.4	-	100.0
				F	88.2	88.8	101.2	111.4	-	100.0
			2	M	102.2	88.5	104.8	95.1	-	100.0
				F	88.1	88.4	101.8	110.6	-	100.0
			3	M	-	105.3#	97.4#	104.4#	-	100.0
				F	-	-	-	-	-	-
			4	M	-	105.0#	97.6#	104.1#	-	100.0
				F	87.2#	95.6	102.0	100.8	-	100.0
5			M	88.2#	101.1	98.7	107.5	-	100.0	
			F	92.2	90.0	103.9	91.2	-	100.0	
T	M	93.6	92.0	104.7	89.3	-	100.0			
	F	88.0	96.6	104.1	87.4	-	100.0			
FOOD, DRINK, TOBACCO	617	1A	M	78.0#	101.0#	106.2	85.0	-	100.0	
			F	88.5	99.7	104.4	87.4	-	100.0	
		1B	M	93.1	99.6	101.3	97.1	-	100.0	
			F	93.6	96.3	102.5	96.8	-	100.0	
		2	M	91.4	98.4	102.4	95.3	-	100.0	
			F	91.8	106.9#	101.5	93.1	-	100.0	
		3	M	-	101.8	101.8	92.8	-	100.0	
			F	96.1	104.7	101.0	92.9	-	100.0	
		4	M	89.4	100.4	101.5	97.5	-	100.0	
			F	84.6	90.9	104.8	92.6	-	100.0	
		5	M	89.2	101.1	102.1	94.7	-	100.0	
			F	-	93.2#	119.5	73.7	-	100.0	
TOBACCO PRODUCTS	617.6	1A	M	-	-	-	-	-	-	
			F	-	-	-	-	-	-	
		1B	M	107.9	88.2	103.5	84.8#	-	100.0	
			F	-	-	-	-	-	-	
		2	M	109.6	89.6	101.7	86.3#	-	100.0	
			F	99.8	93.2	105.1	94.2	-	100.0	
		3	M	101.1	94.6	104.7	81.8#	-	100.0#	
			F	96.7	95.6	104.4	83.4	-	100.0	
		4	M	124.0#	83.5	109.8	87.9	-	100.0	
			F	100.6	93.9	104.9	94.9	-	100.0	
		5	M	93.0	97.6	104.8	89.5	-	100.0	
			F	96.7	100.9	107.7	89.6	-	100.0	
T	M	95.1	98.8	104.3	97.9	-	100.0			
	F	96.6#	88.7	103.0	106.7	-	100.0			
TOBACCO PRODUCTS	617.6	1A	M	88.0#	91.5	102.4	106.6	-	100.0	
			F	93.5	93.9	107.3	94.9	-	100.0	
		1B	M	95.6	97.9	107.8	88.3	-	100.0	
			F	95.0	95.0	106.7	94.0	-	100.0	
		2	M	-	-	-	-	-	-	
			F	-	-	-	-	-	-	
		3	M	-	-	-	-	-	-	
			F	-	-	-	-	-	-	
		4	M	-	-	-	-	-	-	
			F	-	-	-	-	-	-	
		5	M	-	-	-	-	-	-	
			F	-	-	-	-	-	-	
T	M	-	-	-	-	-	-			
	F	-	-	-	-	-	-			



TAB.E3

INDEX OF MEAN GROSS  
MONTHLY PAY (CORRECTED)  
OF FULL-TIME FEMALE  
EMPLOYEES ACCORDING TO  
ACTIVITY,  
QUALIFICATION AND REGION  
(PAY OF FULL-TIME MALES EES.=100)

INDICE DE LA REMUNERATION  
MENSUELLE BRUTE CORRIGEE  
MOYENNE DES SALAIRES  
FEMININS A TEMPS PLEIN  
SELON L ACTIVITE,  
LA QUALIFICATION ET LA REGION  
(REM. DES SAL. MASC. A TEMPS PLEIN=100)

REGION						SEXE	QUALIFICATION	NACE	ACTIVITE
NOORD	OOST	ZUID	WEST	(*)	TOTAL				
100.0#	100.0#	100.0#	100.0#	-	100.0	M	1A	615	MEUBLES, ART. MENAGERS QUINCAILLERIE
-	-	-	-	-	-	F	1B	-	
100.0#	100.0	100.0	100.0#	-	100.0	M	2	-	
-	-	-	-	-	60.5#	F	3	-	
100.0	100.0	100.0	100.0#	-	100.0	M	4	-	
70.1	59.4#	62.0	43.3#	-	55.3	F	5	-	
100.0	100.0	100.0	100.0	-	100.0	M	T	-	
78.1	67.9	75.0	66.1	-	71.6	F	1A	616	
100.0	100.0	100.0	100.0	-	100.0	M	1B	-	
66.6	68.5	68.8	71.2	-	69.0	F	2	-	
100.0	100.0	100.0	100.0	-	100.0	M	3	-	
-	-	68.9#	-	-	70.4#	F	4	-	
100.0	100.0	100.0	100.0	-	100.0	M	5	-	
67.7	58.2	60.5	49.9	-	58.4	F	T	-	
-	100.0#	100.0#	100.0#	-	100.0	M	1A	617	TEXTILE, HABILLEMENT, CHAUSSURES
-	-	-	-	-	-	F	1B	-	
100.0#	100.0	100.0	100.0	-	100.0	M	2	-	
-	-	-	-	-	52.9#	F	3	-	
100.0	100.0	100.0	100.0	-	100.0	M	4	-	
-	-	75.3	71.1	-	72.7	F	5	-	
100.0	100.0	100.0	100.0	-	100.0	M	T	-	
60.8#	71.8#	70.0	64.6	-	68.6	F	1A	617	
100.0	100.0	100.0	100.0	-	100.0	M	1B	-	
70.9	68.2	71.4	70.3	-	70.6	F	2	-	
100.0	100.0#	100.0	100.0	-	100.0	M	3	-	
-	-	75.5	75.0	-	75.3	F	4	-	
100.0	100.0	100.0	100.0	-	100.0	M	5	-	
54.2	51.9	58.2	54.4	-	57.3	F	T	-	
-	100.0#	100.0	100.0	-	100.0	M	1A	617	PRODUITS ALIM., BOISSONS, TABAC
-	-	-	-	-	-	F	1B	-	
100.0	100.0	100.0	100.0#	-	100.0	M	2	-	
-	-	-	-	-	-	F	3	-	
100.0	100.0	100.0	100.0	-	100.0	M	4	-	
-	-	63.5#	55.2#	-	63.6#	F	5	-	
100.0	100.0	100.0	100.0	-	100.0	M	T	-	
87.4#	59.6	71.7	62.3	-	68.2	F	1A	617.6	
100.0	100.0	100.0	100.0	-	100.0	M	1B	-	
71.2	70.8	70.3	61.7	-	68.5	F	2	-	
100.0#	100.0	100.0	100.0	-	100.0	M	3	-	
-	-	80.9	-	-	80.7	F	4	-	
100.0	100.0	100.0	100.0	-	100.0	M	5	-	
62.2	63.4	61.1	56.6	-	60.8	F	T	-	
-	-	-	-	-	-	M	1A	617.6	PRODUITS DU TABAC
-	-	-	-	-	-	F	1B	-	
-	-	-	-	-	-	M	2	-	
-	-	-	-	-	-	F	3	-	
-	-	-	-	-	-	M	4	-	
-	-	-	-	-	-	F	5	-	
-	-	-	-	-	-	M	T	-	
-	-	-	-	-	-	F	-	-	

TAB.E3

INDEX OF MEAN GROSS MONTHLY PAY (CORRECTED) OF FULL-TIME EMPLOYEES ACCORDING TO ACTIVITY, SEX, QUALIFICATION AND REGION

INDICE DE LA REMUNERATION MENSUELLE BRUTE CORRIGEE MOYENNE DES SALARIES A TEMPS PLEIN SELON L'ACTIVITE, LE SEXE, LA QUALIFICATION ET LA REGION (REM. DE L'ENS. DES SAL. A TEMPS PLEIN=100)

(PAY OF ALL FULL-TIME EES.=100)

(REM. DE L'ENS. DES SAL. A TEMPS PLEIN=100)

ACTIVITY	NACE	O U A L I F I C A T I O N	S E X	REGION					TOTAL		
				NOORD	OOST	ZUID	WEST	(*)			
PHARMACEUTICAL, MEDICAL GDS., CLEANING MAT.	618	1A	M	-	-	-	90.3#	-	100.0		
			F	-	-	-	-	-	100.0		
		1B	M	104.6	-	-	91.7#	-	100.0		
			F	92.9#	-	-	89.5	-	100.0		
		2	M	98.4	-	-	88.9	-	100.0		
			F	105.5	-	-	99.2	-	100.0		
		3	M	113.8#	-	-	-	-	100.0		
			F	106.8	-	-	99.5	-	100.0		
		4	M	94.3	-	-	89.8	-	100.0		
			F	91.4	-	-	88.0	-	100.0		
		5	M	89.5	-	-	89.5	-	100.0		
			F	88.2	-	-	92.1	-	100.0		
		T	M	91.0	-	-	93.9	-	100.0		
			F	86.6	-	-	92.9	-	100.0		
		T	M	101.5	-	-	91.7	-	100.0		
			F	96.6	-	-	83.2#	-	100.0		
		T	M	94.7	-	-	87.8	-	100.0		
F	99.8		-	-	89.8	-	100.0				
T	M	93.8	-	-	87.1	-	100.0				
	F	93.5	-	-	89.0	-	100.0				
PHARMACEUTICALS	618.1	1A	M	-	-	-	-	-	-		
			F	-	-	-	-	-	-		
		1B	M	-	-	-	-	-	-		
			F	-	-	-	-	-	-		
		2	M	-	-	-	-	-	-		
			F	-	-	-	-	-	-		
		3	M	-	-	-	-	-	-		
			F	-	-	-	-	-	-		
		4	M	-	-	-	-	-	-		
			F	-	-	-	-	-	-		
		5	M	-	-	-	-	-	-		
			F	-	-	-	-	-	-		
		T	M	-	-	-	-	-	-		
			F	-	-	-	-	-	-		
		OTHER WHOLESALE DISTRIBUTION	619	1A	M	114.5#	-	-	-	-	100.0
					F	-	-	-	-	-	100.0
				1B	M	114.3#	-	-	-	-	100.0
F	93.2				-	-	79.0#	-	100.0#		
2	M			94.2	-	-	73.9#	-	100.0		
	F			99.6	-	-	95.6	-	100.0		
3	M			103.7	-	-	98.0	-	100.0		
	F			92.9	-	-	93.9	-	100.0		
4	M			82.1	-	-	95.5#	-	100.0		
	F			92.8	-	-	95.8	-	100.0		
5	M			97.6	-	-	92.3	-	100.0		
	F			109.0#	-	-	98.3	-	100.0		
T	M			96.8	-	-	92.2	-	100.0		
	F			-	-	-	119.6#	-	100.0		
T	M			98.3	-	-	86.0#	-	100.0		
	F			95.6	-	-	105.6#	-	100.0		
T	M			90.0	-	-	99.0	-	100.0		
	F	97.5	-	-	89.0	-	100.0				
PAPER, BOOKS, STATIONERY, NEWSPAPERS	619.1/2	1A	M	-	-	-	97.1	-	100.0		
			F	-	-	-	-	-	-		
		1B	M	-	-	-	-	-	-		
			F	-	-	-	-	-	-		
		2	M	-	-	-	-	-	-		
			F	-	-	-	-	-	-		
		3	M	-	-	-	-	-	-		
			F	-	-	-	-	-	-		
		4	M	-	-	-	-	-	-		
			F	-	-	-	-	-	-		
		5	M	-	-	-	-	-	-		
			F	-	-	-	-	-	-		
		T	M	-	-	-	-	-	-		
			F	-	-	-	-	-	-		

TAB.E3

INDEX OF MEAN GROSS  
MONTHLY PAY (CORRECTED)  
OF FULL-TIME FEMALE  
EMPLOYEES ACCORDING TO  
ACTIVITY,  
QUALIFICATION AND REGION  
(PAY OF FULL-TIME MALES =100)

INDICE DE LA REMUNERATION  
MENSUELLE BRUTE CORRIGEE  
MOYENNE DES SALAIRES  
FEMININS A TEMPS PLEIN  
SELON L'ACTIVITE,  
LA QUALIFICATION ET LA REGION  
(REM. DES SAL. MASC. A TEMPS PLEIN=100)

REGION						SEX	QUALIFICATION	NACE	ACTIVITE
NOORD	OOST	ZUID	WEST	(°)	TOTAL				
			100.0#	-	100.0	M	1A	618	PR. PHARM., MEDICAMENTS, D'ENTRETIEN
			-	-	-	F			
	100.0		100.0	-	100.0	M	1B		
	53.6#		-	-	60.4	F			
	100.0		100.0	-	100.0	M	2		
	74.8#		-	-	69.3	F			
	100.0		100.0	-	100.0	M	3		
	69.8		70.6	-	72.0	F			
	100.0		100.0	-	100.0	M	4		
	75.8		74.8	-	73.4	F			
	100.0		100.0	-	100.0	M	5		
	78.7		67.3#	-	74.2	F			
	100.0		100.0	-	100.0	M	T		
	55.9		57.6	-	59.4	F			
-	-	-	-	-	-	M	1A	618.1	PRODUITS PHARM.
-	-	-	-	-	-	F			
-	-	-	-	-	-	M	1B		
-	-	-	-	-	-	F			
-	-	-	-	-	-	M	2		
-	-	-	-	-	-	F			
-	-	-	-	-	-	M	3		
-	-	-	-	-	-	F			
-	-	-	-	-	-	M	4		
-	-	-	-	-	-	F			
-	-	-	-	-	-	M	5		
-	-	-	-	-	-	F			
-	-	-	-	-	-	M	T		
-	-	-	-	-	-	F			
	100.0#		-	-	100.0	M	1A	618	AUTRES COMMERCES DE GROS
	-		-	-	-	F			
	100.0		100.0#	-	100.0	M	1B		
	-		-	-	62.0#	F			
	100.0		100.0	-	100.0	M	2		
	-		-	-	62.3	F			
	100.0		100.0	-	100.0	M	3		
	62.9		72.4#	-	71.2	F			
	64.9		100.0	-	100.0	M	4		
	-		76.4	-	71.8	F			
	100.0		100.0#	-	100.0	M	5		
	-		56.5#	-	78.6	F			
	100.0		100.0	-	100.0	M	T		
	55.5		53.0	-	59.0	F			
-	-	-	-	-	-	M	1A	618.1/2	PAPIER, LIVRES, JOURNEAUX
-	-	-	-	-	-	F			
-	-	-	-	-	-	M	1B		
-	-	-	-	-	-	F			
-	-	-	-	-	-	M	2		
-	-	-	-	-	-	F			
-	-	-	-	-	-	M	3		
-	-	-	-	-	-	F			
-	-	-	-	-	-	M	4		
-	-	-	-	-	-	F			
-	-	-	-	-	-	M	5		
-	-	-	-	-	-	F			
-	-	-	-	-	-	M	T		
-	-	-	-	-	-	F			

TAB.E3

INDEX OF MEAN GROSS MONTHLY PAY (CORRECTED) OF FULL-TIME EMPLOYEES ACCORDING TO ACTIVITY, SEX, QUALIFICATION AND REGION

INDICE DE LA REMUNERATION MENSUELLE BRUTE CORRIGEE MOYENNE DES SALARIES A TEMPS PLEIN SELON L'ACTIVITE, LE SEXE, LA QUALIFICATION ET LA REGION

(PAY OF ALL FULL-TIME EES.=100)

(REM. DE L'ENS. DES SAL. A TEMPS PLEIN=100)

ACTIVITY	NACE	QUALIFICATION	SEX	REGION							
				NOORD	OOST	ZUID	WEST	(*)	TOTAL		
WHOLESALE TRADE	61	1A	M	80.5	101.5	106.6	87.3	-	100.0		
			F	-	-	-	-	-	100.0#		
		1B	M	80.8	101.0	106.4	88.0	-	100.0		
			F	82.4	95.1	104.4	91.5	-	100.0		
		2	M	-	105.3#	104.9	80.6#	-	100.0		
			F	83.8	95.0	104.6	90.4	-	100.0		
		3	M	86.9	90.8	103.2	96.4	-	100.0		
			F	86.1	100.7	104.8	84.8	-	100.0		
		4	M	85.7	92.1	103.2	97.9	-	100.0		
			F	91.7	92.7	104.3	93.1	-	100.0		
		5	M	92.6	84.8	107.1	84.0	-	100.0		
			F	92.8	92.1	104.4	92.3	-	100.0		
		T	M	91.8	93.4	104.1	97.7	-	100.0		
			F	90.7	94.0	105.1	90.3	-	100.0		
		FOOD, DRINK, TOBACCO	641/642	1A	M	93.6	93.2	103.6	97.6	-	100.0
					F	92.8	90.7	102.3	104.3	-	100.0
				1B	M	92.1	105.1	102.8	90.3	-	100.0
					F	85.3	92.3	101.9	103.8	-	100.0
				2	M	89.5	92.3	105.6	93.4	-	100.0
					F	89.5	91.2	106.2	86.3	-	100.0
				3	M	86.6	92.4	105.3	93.2	-	100.0
					F	-	-	-	52.7#	-	-
				4	M	-	-	-	53.7#	-	-
					F	79.8#	101.0#	106.4#	-	-	100.0
5	M			82.8#	103.9#	103.6#	-	-	100.0		
	F			107.3#	98.8	96.0	105.3	-	100.0		
T	M			108.7#	98.3	96.9	103.8	-	100.0		
	F			100.4	100.7	100.4	98.5	-	100.0		
DISPENSING CHEMISTS	643			1A	M	102.4#	113.0	100.9	94.1	-	100.0
					F	103.4	104.1	101.5	93.6	-	100.0
				1B	M	96.2	91.6	99.4	108.8	-	100.0
					F	97.1	101.2	98.9	102.6	-	100.0
				2	M	96.6	97.2	99.1	105.3	-	100.0
					F	-	-	-	-	-	-
				3	M	93.6	93.7	103.0	102.5	-	100.0
					F	93.9	102.1	100.3	101.3	-	100.0
				4	M	93.2	97.7	103.1	99.8	-	100.0
					F	-	-	-	-	-	-
		5	M	-	105.6#	97.4#	-	-	100.0#		
			F	-	-	101.9#	-	-	100.0#		
		T	M	-	96.4#	96.4#	-	-	100.0		
			F	-	94.0#	94.0#	-	-	100.0		
		2	M	-	96.6#	82.7#	-	-	100.0#		
			F	-	95.5#	94.5#	-	-	100.0		
		3	M	106.6	97.0	102.8	91.5	-	100.0		
			F	105.3	93.5	104.3	89.6	-	100.0		
		4	M	100.4	98.4	102.2	93.6	-	100.0		
			F	98.7	98.0	102.7	93.3	-	100.0		
		5	M	105.0#	103.2	100.0	91.4#	-	100.0		
			F	102.9#	104.6	99.6	92.5#	-	100.0		
		T	M	-	-	-	-	-	-		
			F	-	-	-	-	-	-		
MEDICAL GOODS, COSMETICS, CLEANING.MAT.	644	1A	M	71.6#	95.4#	100.5	-	-	100.0		
			F	98.4	99.6	102.4	92.7	-	100.0		
		1B	M	91.3	98.2	102.6	97.8	-	100.0		
			F	-	-	-	-	-	100.0#		
		2	M	-	-	-	-	-	100.0		
			F	-	-	-	-	-	100.0		
		3	M	-	-	-	-	-	100.0		
			F	-	-	-	-	-	100.0#		
		4	M	-	103.2	-	89.0	-	100.0		
			F	-	81.2#	-	117.2#	-	100.0		
		5	M	-	88.3	-	101.5	-	100.0		
			F	-	103.6	-	-	-	100.0		
		T	M	-	103.4	-	85.2	-	100.0		
			F	-	103.7	-	80.8	-	100.0		
		T	M	-	-	-	-	-	-		
			F	-	-	-	-	-	-		
		T	M	-	100.9	-	83.8	-	100.0		
			F	-	93.6	-	96.3	-	100.0		
		T	M	-	94.4	-	90.4	-	100.0		
			F	-	-	-	-	-	-		

TAB.E3

INDEX OF MEAN GROSS  
MONTHLY PAY (CORRECTED)  
OF FULL-TIME FEMALE  
EMPLOYEES ACCORDING TO  
ACTIVITY,  
QUALIFICATION AND REGION  
(PAY OF FULL-TIME MALES EES.=100)

INDICE DE LA REMUNERATION  
MENSUELLE BRUTE CORRIGEE  
MOYENNE DES SALAIRES  
FEMININS A TEMPS PLEIN  
SELON L ACTIVITE,  
LA QUALIFICATION ET LA REGION  
(REM. DES SAL. MASC. A TEMPS PLEIN=100)

REGION						SEX	O U A L I F I C A T I O N	MACE	ACTIVITE
MOORO	OOST	ZUID	WEST	(*)	TOTAL				
100.0	100.0	100.0	100.0	-	100.0	M	1A	61	COMMERCE DE GROS
.	.	.	.	-	74.0#	F			
100.0	100.0	100.0	100.0	-	100.0	M	1B		
.	66.9#	60.7	53.3#	-	60.4	F			
100.0	100.0	100.0	100.0	-	100.0	M	2		
65.9	73.8	67.6	57.3	-	66.5	F			
100.0	100.0	100.0	100.0	-	100.0	M	3		
72.4	65.6	73.7	64.7	-	71.7	F			
100.0	100.0	100.0	100.0	-	100.0	M	4		
68.5	69.8	70.0	64.1	-	69.3	F			
100.0	100.0	100.0	100.0	-	100.0	M	5		
.	86.8	75.2	64.9	-	74.9	F			
100.0	100.0	100.0	100.0	-	100.0	M	T		
64.1	60.4	61.5	56.5	-	61.1	F			
.	.	.	100.0#	-	.	M	1A	641/642	PR. ALIMENTAIRES, BOISSONS, TABAC
.	.	.	.	-	.	F			
100.0#	100.0#	100.0#	.	-	100.0	M	1B		
.	.	.	.	-	.	F			
100.0#	100.0	100.0	100.0	-	100.0	M	2		
.	.	.	.	-	75.8#	F			
100.0	100.0	100.0	100.0	-	100.0	M	3		
66.6#	73.2	65.7	62.4	-	65.3	F			
100.0	100.0	100.0	100.0	-	100.0	M	4		
72.2	79.1	71.2	66.8	-	71.5	F			
.	.	.	.	-	.	M	5		
.	.	.	.	-	.	F			
100.0	100.0	100.0	100.0	-	100.0	M	T		
56.1	61.0	54.5	55.3	-	55.9	F			
.	.	100.0#	.	-	100.0#	M	1A	643	PHARMACIES
.	.	72.3#	.	-	69.1#	F			
.	59.3#	100.0#	.	-	100.0	M	1B		
.	.	69.1#	.	-	70.1#	F			
78.0	65.1	100.0#	61.5	-	100.0#	M	2		
.	.	57.5	.	-	60.3	F			
96.1	85.3	100.0	79.2	-	100.0	M	3		
.	.	76.4	.	-	78.5	F			
68.7#	100.0	100.0	58.4#	-	100.0	M	4		
.	70.7	66.4	.	-	66.4	F			
.	.	.	.	-	.	M	5		
.	.	.	.	-	.	F			
100.0#	100.0#	100.0	45.2	-	100.0	M	T		
83.0	63.1	61.6	.	-	80.4	F			
.	.	.	.	-	100.0#	M	1A	644	ART. MEDICAUX, PRODUITS D'ENTRETIEN
.	.	.	.	-	.	F			
.	.	.	.	-	100.0	M	1B		
.	.	.	.	-	.	F			
.	.	.	.	-	100.0	M	2		
.	.	.	.	-	75.9#	F			
.	100.0	100.0	100.0	-	100.0	M	3		
.	53.6#	89.6#	.	-	88.1	F			
.	100.0	102.4	.	-	100.0	M	4		
.	81.5	.	.	-	81.7	F			
.	.	.	.	-	.	M	5		
.	.	.	.	-	.	F			
.	100.0	100.0	100.0	-	100.0	M	T		
.	55.3	68.5	.	-	58.8	F			

TAB.E3

INDEX OF MEAN GROSS  
MONTHLY PAY (CORRECTED)  
OF FULL-TIME EMPLOYEES  
ACCORDING TO ACTIVITY, SEX,  
QUALIFICATION AND REGION

INDICE DE LA REMUNE-  
RATION MENSUELLE BRUTE  
CORRIGEE MOYENNE DES  
SALARIES A TEMPS PLEIN  
SELON L'ACTIVITE, LE SEXE,  
LA QUALIFICATION ET LA REGION

(PAY OF ALL FULL-TIME EES.=100)

(REM. DE L'ENS. DES SAL. A TEMPS PLEIN=100)

ACTIVITY	NACE	Q U A L I F I C A T I O N	S E X	REGION									
				NOORD	OOST	ZUID	WEST	(*)	TOTAL				
CLOTHING	645	1A	M	.	87.5#	87.7	.	.	.				
			F	.	.	.	.	.	.				
			1B	M	.	87.4#	90.9	114.0#	85.9	.	100.0		
				F	.	.	100.3#	100.3#	.	.	100.0#		
			2	M	76.9#	96.0#	109.1#	88.7	.	.	100.0		
				F	.	80.3	111.2	.	.	.	100.0		
			3	M	78.8#	83.3	111.7	88.6#	76.9#	.	100.0		
				F	106.0	96.8	103.0	91.5	.	.	100.0		
			4	M	100.2	95.9	101.4	98.5	.	.	100.0		
				F	102.3	100.2	102.4	92.9	.	.	100.0		
			5	M	85.3	95.9	102.2	101.0	.	.	100.0		
				F	94.4	99.5	101.9	98.3	.	.	100.0		
			T	M	90.7	96.9	103.7	96.9	.	.	100.0		
				F	.	.	.	.	.	.	.		
			FOOTWEAR, LEATHER GOODS	646	1A	M	89.6	94.7	102.2	101.5#	.	100.0	
						F	96.7	95.6	102.5	98.8	.	100.0	
						1B	M	91.1	95.2	104.6	95.2	.	100.0
							F	.	.	110.1	122.5	.	100.0#
						2	M	.	.	110.7	120.5	.	100.0
							F	.	.	106.5	90.8	.	100.0
						3	M	101.5#	102.1	109.9#	88.6#	.	100.0
F	.	.					99.2	100.5	.	100.0			
4	M	101.6#				101.6	100.0	98.5	.	100.0			
	F	77.6#				98.4#	99.4	98.9	.	100.0			
5	M	101.0#				119.6#	97.5	94.0	.	100.0			
	F	104.8#				77.5	90.0	121.3#	.	100.0			
T	M	117.8#				90.4	100.8	104.0	.	100.0			
	F	.				85.9	99.1	108.0	.	100.0			
FURN. FABRICS, HOUSEHOLD TEXTILES	647	1A				M	112.6#	92.1	96.5	111.0	.	100.0	
						F	97.5	103.5#	99.2	100.4	.	100.0	
						1B	M	107.6	93.6	98.3	107.4	.	100.0
							F	.	.	105.8#	74.6#	.	100.0
						2	M	.	.	106.6#	76.2#	.	100.0
							F	.	.	103.5	.	.	100.0
						3	M	94.9	.	103.6#	.	.	100.0
			F	.	.		104.3	89.3#	.	100.0			
			4	M	96.3	.	103.2	90.6#	.	100.0			
				F	97.8	104.1#	100.1	98.9	.	100.0			
			5	M	99.3	100.6#	104.1	95.9	.	100.0			
				F	94.3	94.1	103.3	94.8	.	100.0			
			T	M	83.9	99.1	106.4	92.2	.	100.0			
				F	91.9	.	103.9	92.1	.	100.0			
			HOUSEHOLD FITMENTS, APPLIANCES	648/649	1A	M	92.6	95.2	103.3	94.7	.	100.0	
						F	86.2#	100.8#	104.4	93.8	.	100.0	
						1B	M	91.2	97.9	103.4	93.8	.	100.0
							F	.	121.3#	93.5	100.9#	.	100.0
						2	M	.	120.8#	93.2	101.7	.	100.0
							F	.	109.6#	100.4	92.8	.	100.0
						3	M	.	112.0#	100.1#	.	.	100.0#
F	119.4#	97.2					99.4	93.9	.	100.0			
4	M	119.6#				101.7	101.0	86.8	.	100.0			
	F	85.0				98.1	102.6	99.0	.	100.0			
5	M	90.8#				78.8	98.8	119.6	.	100.0			
	F	84.9				94.4	102.3	102.1	.	100.0			
T	M	97.6				95.5	100.7	101.6	.	100.0			
	F	92.2				88.5	100.9	109.5	.	100.0			
T	M	93.9				90.8	102.3	102.8	.	100.0			
	F	.				.	.	.	.	.			
T	M	92.9				103.9	100.9	97.4	.	100.0			
	F	89.8				85.9	101.0	111.6	.	100.0			
T	M	89.7				98.8	101.7	99.8	.	100.0			
	F	.				.	.	.	.	.			

TAB.E3

INDEX OF MEAN GROSS  
MONTHLY PAY (CORRECTED)  
OF FULL-TIME FEMALE  
EMPLOYEES ACCORDING TO  
ACTIVITY,  
QUALIFICATION AND REGION

INDICE DE LA REMUNERATION  
MENSUELLE BRUTE CORRIGEE  
MOYENNE DES SALAIRES  
FEMININS A TEMPS PLEIN  
SELON L ACTIVITE,  
LA QUALIFICATION ET LA REGION

(PAY OF FULL-TIME MALES EES.=100)

(REM. DES SAL. MASC. A TEMPS PLEIN=100)

REGION						SEXE	QUALIFICATION	NACE	ACTIVITE	
NOORD	OOST	ZUID	WEST	(°)	TOTAL					
.	100.0#	100.0	.	-	.	M	1A	645	ARTICLES D HABILLEMENT	
.	.	100.0#	100.0	-	100.0	M	1B			
.	.	66.2#	.	-	75.2#	F				
100.0#	100.0	100.0	75.3#	-	100.0	M	2			
.	.	63.7	.	-	66.3	F				
100.0	100.0	100.0	100.0	-	100.0	M	3			
72.8	76.4	75.9	83.1	-	77.1	F				
100.0	100.0	100.0	100.0	-	100.0	M	4			
80.6	75.5	72.6	70.8	-	72.8	F				
.	.	.	.	-	.	M	5			
100.0	100.0	100.0	100.0#	-	100.0	M	7			
61.5	57.5	57.1	55.4	-	56.9	F				
.	.	100.0	100.0	-	100.0#	M	1A	646		CHAUSSURES, MAROQUINERIE
.	.	.	.	-	.	M	1B			
.	.	100.0	100.0	-	100.0	M	2			
100.0#	100.0	100.0	100.0	-	100.0	M	3			
.	100.0#	100.0	100.0	-	100.0	F				
46.4#	.	63.9	61.8	-	68.7	M	4			
.	100.0	100.0	100.0#	-	100.0	M	5			
40.2#	76.7	73.5	56.3	-	65.7	F				
.	.	.	.	-	.	M	7			
100.0#	100.0	100.0	100.0	-	100.0	M	1A	647		TISSUS D AMEUBLEMENT
42.5	55.2#	50.5	44.4	-	49.1	F				
.	.	100.0#	100.0#	-	100.0	M	1B			
.	.	100.0	.	-	100.0	M	2			
100.0	100.0#	100.0	100.0	-	100.0	M	3			
.	.	82.9	77.2	-	79.6	F				
100.0	100.0	100.0	100.0	-	100.0	M	4			
66.9	.	77.5	73.2	-	75.2	F				
.	.	.	.	-	.	M	5			
100.0	100.0	100.0	100.0	-	100.0	M	7			
64.6#	73.4#	70.1	68.7	-	69.4	F				
.	100.0#	100.0	100.0#	-	100.0	M	1A	648/649		EQUIPEMENT DU FOYER
.	100.0#	100.0	100.0	-	100.0	M	1B			
.	100.0#	65.3#	.	-	65.5#	F				
100.0#	100.0	100.0	100.0	-	100.0	M	2			
.	.	59.8#	.	-	62.2#	F				
100.0	100.0	100.0	100.0	-	100.0	M	3			
81.8#	61.5	73.7	92.4	-	76.5	F				
100.0	100.0	100.0	100.0	-	100.0	M	4			
65.7	64.4	68.6	74.9	-	68.5	F				
.	.	.	.	-	.	M	5			
100.0	100.0	100.0	100.0	-	100.0	M	7			
59.2	58.6	61.3	70.1	-	61.2	F				

TAB.E3

INDEX OF MEAN GROSS  
MONTHLY PAY (CORRECTED)  
OF FULL-TIME EMPLOYEES  
ACCORDING TO ACTIVITY, SEX,  
QUALIFICATION AND REGION

INDICE DE LA REMUNE-  
RATION MENSUELLE BRUTE  
CORRIGEE MOYENNE DES  
SALARIES A TEMPS PLEIN  
SELON L ACTIVITE, LE SEXE,  
LA QUALIFICATION ET LA REGION

(PAY OF ALL FULL-TIME EES.=100)

(REM. DE L ENS. DES SAL. A TEMPS PLEIN=100)

ACTIVITY	NACE.	Q U A L I F I C A T I O N	S E X	REGION					TOTAL		
				NOORD	OOST	ZUID	WEST	(*)			
BOOKS, NEWSPRS., STATIONERY, OFFICE SUPPS.	653	1A	M	-	-	100.8#	-	-	100.0		
			F	-	-	99.6#	-	-	100.0		
		1B	M	70.1	-	115.7	91.7	-	100.0		
			F	-	-	-	-	-	100.0		
		2	M	69.6	-	117.8	90.4	-	100.0		
			F	81.5	-	101.9	-	-	100.0		
		3	M	82.3	-	101.6	-	-	100.0#		
			F	53.5	71.2	-	56.2	-	100.0		
		4	M	96.3#	-	103.5	86.9	-	100.0		
			F	62.7	79.8	-	62.7	-	100.0		
		5	M	93.0	89.7	103.7	95.5	-	100.0		
			F	91.6	88.6	106.3	90.2	-	100.0		
		T	M	95.9	87.4	105.2	89.8	-	100.0		
			F	-	-	-	-	-	-		
		OTHER RETAIL DISTRIBUTION	654/655	1A	M	75.6	80.5	-	84.4	-	100.0#
					F	90.9	92.2#	106.9	85.1	-	100.0
				1B	M	82.1	81.4	110.1#	82.0	-	100.0#
					F	92.4#	-	105.5#	-	-	100.0
2	M			94.7#	-	104.2	-	-	100.0		
	F			-	103.4#	97.8	-	-	100.0		
3	M			-	-	103.9#	-	-	100.0#		
	F			76.3	109.4	97.9	107.1#	-	100.0		
4	M			78.3	109.0	101.6	108.9#	-	100.0		
	F			90.4	97.1	103.0	94.6	-	100.0		
5	M			103.0#	105.3#	99.4#	98.1#	-	100.0		
	F			93.6	100.5	101.5	95.8	-	100.0		
T	M			88.2#	79.7#	102.7	83.7	-	100.0		
	F			91.1	99.9	103.1	84.4	-	100.0		
VARIOUS NON-FOOD PRODUCTS	656			1A	M	103.4	102.8	100.0	94.1	-	100.0
					F	90.9	93.3	103.5	84.6	-	100.0
				1B	M	104.2	106.1	99.8	92.3	-	100.0
					F	-	-	-	-	-	-
		2	M	-	84.3#	-	-	-	100.0		
			F	-	-	-	-	-	100.0#		
		3	M	-	81.5#	-	-	-	100.0		
			F	-	101.6	-	92.5	-	100.0		
		4	M	-	83.6	-	83.3	-	100.0		
			F	-	98.8	-	92.5	-	100.0		
		5	M	-	98.4	-	98.8	-	100.0		
			F	-	97.4	-	95.7	-	100.0		
		T	M	-	100.3	-	97.1	-	100.0		
			F	-	97.5	-	99.1	-	100.0		
		RETAIL TRADE	64/653- 656	1A	M	91.6	87.8	106.0#	-	-	100.0
					F	92.3	85.9	107.4#	-	-	100.0#
				1B	M	75.1	93.9	106.9	86.0	-	100.0
					F	-	97.2	102.5	83.8#	-	100.0
2	M			78.4	92.0	106.4	86.6	-	100.0		
	F			96.8	97.5	103.2	94.6	-	100.0		
3	M			96.9	94.7	104.6	87.9	-	100.0		
	F			97.9	97.9	102.7	94.4	-	100.0		
4	M			96.4	98.2	102.5	95.9	-	100.0		
	F			98.7	98.0	102.4	95.8	-	100.0		
5	M			98.1	98.9	102.5	94.9	-	100.0		
	F			93.9	93.4	102.3	102.0	-	100.0		
T	M			93.4	97.1	102.0	100.5	-	100.0		
	F			93.8	95.1	102.8	99.9	-	100.0		
T	M			-	-	-	-	-	-		
	F			90.6	95.0	104.2	96.5	-	100.0		
T	M			91.7	95.9	104.2	96.9	-	100.0		
	F			90.9	95.3	105.1	94.7	-	100.0		



TAB.E3

INDEX OF MEAN GROSS  
MONTHLY PAY (CORRECTED)  
OF FULL-TIME FEMALE  
EMPLOYEES ACCORDING TO  
ACTIVITY,  
QUALIFICATION AND REGION

INDICE DE LA REMUNERATION  
MENSUELLE BRUTE CORRIGEE  
MOYENNE DES SALAIRES  
FEMININS A TEMPS PLEIN  
SELON L ACTIVITE,  
LA QUALIFICATION ET LA REGION

(PAY OF FULL-TIME MALES EES.=100)

(REM. DES SAL. MASC. A TEMPS PLEIN=100)

REGION						SEX	QUALIFICATION	NACE	ACTIVITE
NOORD	OOST	ZUID	WEST	(*)	TOTAL				
-	-	100.0#	-	-	100.0	M	1A	653	LIVRES, JOURN., PAPIER, EQ. BUREAU
100.0	-	100.0	100.0	-	100.0	F	1B		
100.0	-	100.0	-	-	100.0	M	2		
-	-	91.6	-	-	94.0#	F			
100.0	100.0	-	100.0	-	-	M	3		
96.7#	-	45.1	83.1	-	53.8	F			
100.0	100.0	100.0	100.0	-	100.0	M	4		
72.0	72.3	74.9	69.0	-	73.1	F			
-	-	-	-	-	-	M	5		
100.0	100.0	-	100.0	-	100.0#	M	T		
64.8	61.7#	52.0	54.3	-	53.9	F			
100.0#	-	100.0#	-	-	100.0	M	1A	654/655	AUTRES COMMERCES DE DETAIL
-	100.0#	-	-	-	-	F			
-	100.0#	100.0	-	-	100.0	M	1B		
-	-	75.7#	-	-	71.2#	F			
100.0	100.0	100.0	100.0#	-	100.0	M	2		
-	-	76.3#	-	-	80.0	F			
100.0	100.0	100.0	100.0	-	100.0	M	3		
76.0#	72.3#	64.4#	69.2#	-	66.7	F			
100.0	100.0	100.0	100.0	-	100.0	M	4		
75.0#	62.5#	80.3	77.2	-	78.8	F			
-	-	-	-	-	-	M	5		
100.0	100.0	100.0	100.0	-	100.0	M	7		
58.8	60.6	69.1	60.1	-	66.8	F			
-	-	-	-	-	-	M	1A	656	PRODUITS DIVERS NON ALIMENT.
-	100.0#	-	-	-	100.0	M	1B		
-	-	-	-	-	70.8#	F			
-	100.0	-	100.0	-	100.0	M	2		
-	71.0	-	77.8	-	86.4	F			
100.0	-	-	100.0	-	100.0	M	3		
79.3	-	-	78.5	-	81.0	F			
100.0	100.0	100.0	100.0	-	100.0	M	4		
77.7	-	-	79.8	-	79.1	F			
-	-	-	-	-	-	M	5		
-	100.0	-	100.0	-	100.0	M	T		
-	68.1	-	70.8	-	66.4	F			
100.0	100.0	100.0#	-	-	100.0	M	1A	64/653- 656	COMMERCE DE DETAIL
-	-	74.6#	-	-	65.6#	F			
100.0	100.0	100.0	100.0	-	100.0	M	1B		
-	71.1	65.9	66.9#	-	68.7	F			
100.0	100.0	100.0	100.0	-	100.0	M	2		
73.0	70.9	74.0	67.8	-	73.0	F			
100.0	100.0	100.0	100.0	-	100.0	M	3		
76.3	74.4	74.5	74.4	-	74.5	F			
100.0	100.0	100.0	100.0	-	100.0	M	4		
72.8	76.0	72.9	72.0	-	73.1	F			
-	-	-	-	-	-	M	5		
100.0	100.0	100.0	100.0	-	100.0	M	T		
82.0	61.8	61.2	61.5	-	61.2	F			



**Wholesale and retail distribution: annex**  
**Commerce de gros et de détail: annexe**



## Symbols and abbreviations

### Qualification sub-groups

#### Highly skilled junior personnel

— with specific duties in the wholesale and retail distribution

— other

#### Skilled junior personnel

— with specific duties in the wholesale and retail distribution

— other

3

3A

3B

4

4A

4B

## Signes et abréviations

### Sous-groupes de qualification

#### Personnel subalterne très qualifié

— exerçant des tâches spécifiques au commerce de gros et de détail

— autres

#### Personnel subalterne qualifié

— exerçant des tâches spécifiques au commerce de gros et de détail

— autres

## Tables

Distribution of employees according to activity, sex, A1 *qualification sub-group* and type of employment

Mean and coefficient of variation of C1 *gross monthly pay corrected* of full-time employees according to activity, sex and *qualification sub-group*

Index of C2 *mean gross monthly pay corrected*

of full-time employees according to activity, sex and *qualification sub-group*

Mean and coefficient of variation of C3 *gross annual pay* of full-time employees according to activity, sex and *qualification sub-group*

Index of C4 *mean gross annual pay* of full-time employees according to activity, sex and *qualification sub-group*

Page

286

292

294

296

298

## Tableaux

Distribution des salariés selon l'activité, le sexe, A1 *le sous-groupe de qualification* et le régime de travail

Moyenne et coefficient de variation de C1 *la rémunération mensuelle brute corrigée* des salariés à temps plein selon l'activité, le sexe et *le sous-groupe de qualification*

Indice de C2 *la rémunération mensuelle brute corrigée moyenne* des salariés à temps plein selon l'activité, le sexe et *le sous-groupe de qualification*

Moyenne et coefficient de variation de C3 *la rémunération annuelle brute* des salariés à temps plein selon l'activité, le sexe et *le sous-groupe de qualification*

Indice de C4 *la rémunération annuelle brute moyenne* des salariés à temps plein selon l'activité, le sexe et *le sous-groupe de qualification*

TAB.A1

EMPLOYEES ACCORDING TO ACTIVITY SEX,  
QUALIFICATION AND TYPE OF EMPLOYMENT  
(THOUSANDS) TYPE OF EMPLOYMENT : FULL-TIME

(MILLIERS)

ACTIVITY	NACE	SEX	QUALIFICATION					
			3A	3B	3	4A	4B	4
AGRIC. PRIMARY	611	M	0.7	2.6	3.4	1.8	4.4	6.2
PROD., LIVE-		F	-	0.4	0.4	-	0.9	1.0
STOCK, TEXT.		T	0.7	3.0	3.8	1.8	5.3	7.1
FUELS, ORES,	612	M	0.5	3.3	3.8	1.4	2.7	4.1
INDUSTRIAL		F	-	1.0	1.0	-	1.2	1.3
CHEMICALS		T	0.5	4.3	4.8	1.4	3.9	5.3
TIMBER, BUILDING	613	M	1.0	5.6	6.7	2.9	6.2	9.0
MATERIALS		F	0.0	0.7	0.7	0.1	1.1	1.2
		T	1.1	6.3	7.4	3.0	7.3	10.3
MACHINERY,	614	M	1.4	16.4	17.9	2.9	8.8	11.7
EQUIPMENTS,		F	-	2.1	2.1	-	3.0	3.0
VEHICLES		T	1.5	18.5	20.0	2.9	11.7	14.7
FURNITURE, HSEHD.	615	M	1.1	7.0	8.0	2.8	3.6	6.4
GOODS,		F	-	1.1	1.1	-	2.3	2.3
HARDWARE		T	1.1	8.1	9.1	2.8	5.9	8.8
TEXTILES, CLOTH-	616	M	0.5	1.6	2.1	1.0	0.8	1.8
ING, FOOTWR.		F	-	0.6	0.6	0.1	1.1	1.3
LEATHERWARE		T	0.5	2.2	2.7	1.2	1.9	3.1
FOOD, DRINK,	617	M	1.7	6.6	8.3	5.5	6.1	11.6
TOBACCO		F	-	1.5	1.5	0.2	2.6	2.8
		T	1.8	8.1	9.9	5.7	8.7	14.4
TOBACCO	617.6	M	-	-	-	-	-	-
PRODUCTS		F	-	-	-	-	-	-
		T	-	-	-	-	-	-
PHARMACEUTICAL,	618	M	0.3	2.9	3.1	0.5	0.7	1.2
MEDICAL GDS.,		F	-	1.0	1.0	0.0	0.9	1.0
CLEANING MAT.		T	0.3	3.9	4.2	0.6	1.6	2.2
PHARMACEUTICALS	618.1	M	-	-	-	-	-	-
		F	-	-	-	-	-	-
		T	-	-	-	-	-	-
OTHER WHOLESALE	619	M	0.6	4.1	4.8	1.3	2.5	3.8
DISTRIBUTION		F	-	1.1	1.1	0.0	2.0	2.0
		T	0.6	5.2	5.9	1.3	4.5	5.8
PAPER, BOOKS,	619.1/2	M	-	-	-	-	-	-
STATIONERY,		F	-	-	-	-	-	-
NEWSPAPERS		T	-	-	-	-	-	-
WHOLESALE TRADE	61	M	7.9	50.2	58.1	20.2	35.6	55.8
		F	0.1	9.4	9.5	0.5	15.3	15.8
		T	8.1	59.6	67.7	20.7	50.9	71.6
FOOD, DRINK,	641/642	M	6.4	3.0	9.4	7.9	3.3	11.2
TOBACCO		F	3.3	0.2	3.5	14.3	0.9	15.2
		T	9.7	3.2	12.9	22.2	4.2	26.4
DISPENSING	643	M	-	0.1	0.1	-	0.3	0.3
CHEMISTS		F	0.1	1.4	1.5	0.1	0.3	0.4
		T	0.1	1.5	1.6	0.1	0.6	0.7
MEDICAL GOODS,	644	M	0.2	0.2	0.3	0.1	0.1	0.2
COSMETICS,		F	0.3	0.0	0.3	0.7	0.0	0.7
CLEANING MAT.		T	0.5	0.2	0.7	0.8	0.1	0.9
CLOTHING	645	M	1.8	1.4	3.2	2.2	1.1	3.2
		F	2.2	0.9	3.1	6.3	1.1	9.4
		T	4.0	2.3	6.2	10.4	2.2	12.6
FOOTWEAR,	646	M	0.5	0.2	0.7	2.4	0.2	0.4
LEATHER GOODS		F	1.0	0.0	0.6	2.6	0.1	2.5
		T	0.3	0.2	1.2	0.4	0.3	2.9
FURN. FABRICS,	647	M	0.1	0.5	0.7	0.4	0.5	0.9
HOUSEHOLD		F	0.1	0.1	0.1	0.3	0.1	0.4
TEXTILES		T	0.3	0.5	0.8	0.7	0.6	1.2
HOUSEHOLD	648/649	M	2.1	3.4	5.5	2.5	3.6	6.1
FITMENTS,		F	0.7	0.5	1.2	3.1	0.9	4.0
APPLIANCES		T	2.8	3.9	6.7	5.6	4.5	10.1
BOOKS, NEWSPRS.,	653	M	0.1	0.5	0.6	0.4	0.4	0.7
STATIONERY,		F	0.1	0.2	0.3	0.5	0.3	0.8
OFFICE SUPPS.		T	0.2	0.7	0.9	0.8	0.7	1.6
OTHER RETAIL	654/655	M	0.8	0.9	1.7	0.6	1.1	1.7
DISTRIBUTION		F	0.3	0.1	0.5	0.6	0.5	1.1
		T	1.1	1.0	2.2	1.2	1.6	2.8
VARIOUS NON-FOOD	656	M	1.0	2.4	3.4	2.5	4.7	7.2
PRODUCTS		F	1.3	1.1	2.4	6.3	2.1	8.4
		T	2.3	3.5	5.8	8.8	6.8	15.6
RETAIL TRADE	64/653-	M	13.2	12.3	25.5	18.8	15.2	32.0
	656	F	8.8	4.7	13.5	38.4	6.4	42.8
		T	22.0	17.0	39.0	53.2	21.6	74.8

TAB.A1

SALAIRES SELON L ACTIVITE, LE SEXE  
LA QUALIFICATION ET LE REGIME DE TRAVAIL  
REGIME DE TRAVAIL : TEMPS-PLEIN

(%)

(%)

QUALIFICATION						S E X E	NACE	ACTIVITE
3A	3B	3	4A	4B	4			
21.5	78.5	100.0	29.3	70.7	100.0	M	611	MAT. PREM. AGR.,
	96.9	100.0		98.0	100.0	F		ANIMAUX,
19.5	80.5	100.0	25.6	74.4	100.0	T		TEXTILES
13.1	86.9	100.0	34.1	65.9	100.0	M	612	COMBUSTIBLES,
-	100.0	100.0		99.5	100.0	F		MINERAIS,
10.5	89.5	100.0	26.1	73.9	100.0	T		PR. CHIMIQUES
15.4	84.6	100.0	31.8	68.2	100.0	M	613	BOIS, MATERIAUX
6.2	93.8	100.0	6.3	93.7	100.0	F		DE CONSTR.
14.5	85.5	100.0	28.8	71.2	100.0	T		
8.1	91.9	100.0	24.8	75.2	100.0	M	614	MACHINES,
	99.5	100.0		99.7	100.0	F		VEHICULES
7.3	92.7	100.0	19.8	80.2	100.0	T		
13.3	86.7	100.0	43.8	56.2	100.0	M	615	MEUBLES,
	99.3	100.0		99.6	100.0	F		ART. MENAGERS
11.8	88.2	100.0	32.3	67.7	100.0	T		QUINCAILLERIE
23.3	76.7	100.0	57.8	42.2	100.0	M	616	TEXTILE,
	98.4	100.0	9.1	90.9	100.0	F		HABILLEMENT,
18.4	81.6	100.0	37.7	62.3	100.0	T		CHAUSSURES
20.8	79.2	100.0	47.5	52.5	100.0	M	617	PRODUITS ALIM.,
	98.7	100.0	7.1	92.9	100.0	F		BOISSONS,
17.8	82.2	100.0	39.7	60.3	100.0	T	617.6	TABAC
	-	-	-	-	-	M		PRODUITS DU
	-	-	-	-	-	F		TABAC
	-	-	-	-	-	T		
9.2	90.8	100.0	42.6	57.4	100.0	M	618	PR. PHARM.,
	99.2	100.0	4.0	96.0	100.0	F		MEDICAUX,
7.1	92.9	100.0	25.2	74.8	100.0	T		D'ENTRETIEN
	-	-	-	-	-	M	618.1	PRODUITS
	-	-	-	-	-	F		PHARM.
	-	-	-	-	-	T		
13.5	86.5	100.0	34.4	65.6	100.0	M	619	AUTRES COMMERCES
	99.7	100.0	1.8	98.2	100.0	F		DE GROS
11.1	88.9	100.0	23.1	76.9	100.0	T		
	-	-	-	-	-	M	619.1/2	PAPIER, LIVRES,
	-	-	-	-	-	F		JOURNEAUX
	-	-	-	-	-	T		
13.6	86.4	100.0	36.1	63.9	100.0	M	61	COMMERCE DE GROS
1.2	98.8	100.0	3.2	96.8	100.0	F		
11.9	88.1	100.0	28.9	71.1	100.0	T		
68.4	31.6	100.0	70.3	29.7	100.0	M	641/642	PR. ALIMENTAIRES,
93.7	6.3	100.0	94.1	5.9	100.0	F		BOISSONS,
75.3	24.7	100.0	84.0	16.0	100.0	T		TABAC
	97.9	100.0		99.2	100.0	M	643	PHARMACIES
4.5	95.5	100.0	19.7	80.3	100.0	F		
4.3	95.7	100.0	12.2	87.8	100.0	T		
54.1	45.9	100.0	57.5	42.5	100.0	M	644	ART. MEDICAUX,
87.0	13.0	100.0	94.2	5.8	100.0	F		PRODUITS
70.6	29.4	100.0	86.4	13.6	100.0	T		D'ENTRETIEN
56.8	43.2	100.0	66.8	33.2	100.0	M	645	ARTICLES
70.8	29.2	100.0	88.3	11.7	100.0	F		D'HABILLEMENT
63.7	36.3	100.0	82.8	17.2	100.0	T		
73.9	26.1	100.0	59.0	41.0	100.0	M	646	CHAUSSURES,
92.1	7.9	100.0	96.2	3.8	100.0	F		MARQUINERIE
82.5	17.5	100.0	90.7	9.3	100.0	T		
35.7	64.3	100.0	44.5	55.5	100.0	M	647	TISSUS
55.1	44.9	100.0	71.0	29.0	100.0	F		D'AMEUBLEMENT
38.3	61.7	100.0	52.2	47.8	100.0	T		
38.9	61.1	100.0	40.7	59.3	100.0	M	648/649	EQUIPEMENT DU
57.1	42.9	100.0	77.3	22.7	100.0	F		FOYER
42.2	57.8	100.0	55.2	44.8	100.0	T		
20.8	79.2	100.0	48.2	51.8	100.0	M	653	LIVRES, JOURN.,
34.4	65.6	100.0	59.1	40.9	100.0	F		PAPIER,
25.5	74.5	100.0	54.0	46.0	100.0	T		EQ. BUREAU
48.4	51.6	100.0	36.3	63.7	100.0	M	654/655	AUTRES COMMERCES
68.0	32.0	100.0	53.2	46.8	100.0	F		DE DETAIL
52.5	47.5	100.0	42.8	57.2	100.0	T		
29.5	70.5	100.0	35.2	64.8	100.0	M	656	PRODUITS DIVERS
52.9	47.1	100.0	74.9	25.1	100.0	F		NON ALIMENT.
39.3	60.7	100.0	56.6	43.4	100.0	T		
51.0	48.2	100.0	52.6	47.4	100.0	M	64/653-	COMMERCE DE
65.2	34.8	100.0	85.0	15.0	100.0	F	656	DETAIL
56.4	43.8	100.0	71.1	28.9	100.0	T		

TAB.A1

EMPLOYEES ACCORDING TO ACTIVITY SEX,  
QUALIFICATION AND TYPE OF EMPLOYMENT

(THOUSANDS)

TYPE OF EMPLOYMENT : PART-TIME

(MILLIERS)

ACTIVITY	NACE	SEX	QUALIFICATION					
			3A	3B	3	4A	4B	4
AGRIC. PRIMARY	611	M	-	-	0.1	-	0.0	0.1
PROD... LIVE-		F	-	0.1	0.1	-	0.5	0.5
STOCK, TEXT.		T	-	0.1	0.2	0.0	0.5	0.5
FUELS, DRES.	612	M	-	0.1	0.1	-	0.1	0.1
INDUSTRIAL		F	-	0.3	0.3	-	0.7	0.7
CHEMICALS		T	-	0.3	0.3	0.0	0.8	0.8
TIMBER, BUILDING	613	M	-	-	0.1	-	0.2	0.2
MATERIALS		F	-	0.2	0.2	-	0.5	0.5
MACHINERY,	614	T	-	0.3	0.3	-	0.8	0.8
EQUIPMENTS,		M	-	0.1	0.1	-	0.3	0.3
VEHICLES		F	-	0.9	0.9	-	1.6	1.6
FURNITURE, HSEHD.	615	T	-	1.0	1.0	0.1	1.8	1.9
GOODS,		M	-	0.1	0.1	0.0	0.1	0.2
HARDWARE		F	-	0.4	0.4	-	1.2	1.2
TEXTILES, CLOTH-	616	T	-	0.5	0.5	0.1	1.3	1.4
ING, FOOTWR.		M	-	0.0	0.0	0.0	0.0	0.1
LEATHERWARE		F	-	0.2	0.2	0.1	0.7	0.8
FOOD, DRINK,	617	T	-	0.2	0.2	0.1	0.7	0.8
TOBACCO		M	-	-	-	0.1	0.4	0.5
TOBACCO	617.6	F	-	0.5	0.5	-	0.9	1.0
PRODUCTS		T	-	0.6	0.6	0.1	1.3	1.5
PHARMACEUTICAL,	618	M	-	-	-	-	-	-
MEDICAL GOS.,		F	-	-	-	-	0.0	0.1
CLEANING MAT.		T	-	0.4	0.4	-	0.5	0.6
PHARMACEUTICALS	618.1	M	-	0.4	0.4	0.0	0.6	0.6
OTHER WHOLESALE	619	F	-	-	-	-	-	-
DISTRIBUTION		T	-	0.0	0.0	-	0.1	0.1
PAPER, BOOKS,	619.1/2	M	-	0.4	0.4	-	0.9	0.9
STATIONERY,		F	-	0.4	0.4	0.0	1.0	1.0
NEWSPAPERS		T	-	-	-	-	-	-
WHOLESALE TRADE	61	M	0.1	0.4	0.5	0.3	1.3	1.7
FOOD, DRINK,	641/642	F	0.1	3.4	3.5	0.2	7.5	7.7
TOBACCO		T	0.1	3.9	4.0	0.5	8.8	9.4
DISPENSING	643	M	0.4	0.4	0.4	10.9	0.5	11.5
CHEMISTS		F	0.9	0.2	1.0	17.6	0.5	18.2
MEDICAL GOODS,	644	T	1.3	0.2	1.4	28.6	1.1	29.6
COSMETICS,		M	0.1	0.9	1.0	0.1	0.2	0.2
CLEANING MAT.		F	0.1	1.0	1.0	0.1	0.8	1.0
CLOTHING	645	T	0.0	-	0.0	-	1.0	1.2
FOOTWEAR,	646	M	0.0	0.1	0.1	0.1	0.0	0.2
LEATHER GOODS		F	0.0	0.1	0.1	0.1	0.0	0.2
FURN. FABRICS,	647	T	0.6	0.5	1.2	8.4	1.1	9.5
HOUSEHOLD		M	0.7	0.6	1.3	9.0	1.3	10.3
TEXTILES	648/649	F	0.1	0.0	0.1	0.1	0.0	0.1
HOUSEHOLD		T	0.1	0.0	0.1	0.2	0.1	0.3
FITMENTS,		M	0.3	0.3	0.6	2.2	0.8	3.0
APPLIANCES		F	0.3	0.4	0.7	2.4	0.9	3.3
BOOKS, NEWSPRS.,	653	T	0.1	0.2	0.2	0.3	0.1	0.1
STATIONERY,		M	0.1	0.2	0.2	0.3	0.3	0.6
OFFICE SUPPS.		F	0.1	0.2	0.2	0.4	0.4	0.7
OTHER RETAIL	654/655	T	0.1	0.1	0.0	0.0	0.1	0.1
DISTRIBUTION		M	0.1	0.1	0.2	0.3	0.2	0.6
VARIOUS NON-FOOD	656	F	0.1	0.1	0.1	1.0	0.3	0.7
PRODUCTS		T	1.3	1.4	1.3	7.8	1.8	11.2
RETAIL TRADE	64/653-	M	0.1	1.4	1.5	8.8	2.1	10.8
	656	F	0.5	0.5	1.0	12.0	1.4	14.3
		T	2.3	3.5	5.7	38.9	5.9	44.8
		M	2.7	4.0	6.7	51.0	7.3	58.1



TAB.A1

SALAIRES SELON L'ACTIVITE, LE SEXE  
LA QUALIFICATION ET LE REGIME DE TRAVAIL  
REGIME DE TRAVAIL : TEMPS-PARTIEL

QUALIFICATION						SEX E	NACE	ACTIVITE
3A	3B	3	4A	4B	4			
-	-	100.0	-	67.0	100.0	M	611	MAT. PREM. AGR., ANIMAUX, TEXTILES
-	100.0	100.0	-	97.0	100.0	F		
-	78.2	100.0	6.6	93.4	100.0	T	612	COMBUSTIBLES, MINERAIS, PR. CHIMIQUES
-	80.2	100.0	-	82.5	100.0	M		
-	88.6	100.0	-	88.9	100.0	F	613	BOIS, MATERIAUX DE CONSTR.
-	97.1	100.0	4.1	95.9	100.0	T		
-	-	100.0	-	86.6	100.0	M	614	MACHINES, VEHICULES
-	86.3	100.0	-	89.0	100.0	F		
-	93.5	100.0	-	98.3	100.0	T	615	MEUBLES, ART. MENAGERS
-	100.0	100.0	-	78.1	100.0	M		
-	99.1	100.0	-	99.0	100.0	F	616	TEXTILE, HABILLEMENT, CHAUSSURES
-	99.2	100.0	4.8	95.2	100.0	T		
-	94.8	100.0	25.4	74.6	100.0	M	617	PRODUITS ALIM., BOISSONS, TABAC
-	100.0	100.0	-	98.3	100.0	F	617.6	PRODUITS DU TABAC
-	99.3	100.0	4.6	95.4	100.0	T		
-	91.1	100.0	32.8	67.2	100.0	M	618	PR. PHARM., MEDICAUX, D'ENTRETIEN
-	98.6	100.0	8.8	91.2	100.0	F	618.1	PRODUITS PHARM.
-	97.1	100.0	10.8	89.2	100.0	T		
-	-	100.0	19.6	80.4	100.0	M	619	AUTRES COMMERCES DE GROS
-	92.8	100.0	-	96.5	100.0	F		
-	92.6	100.0	8.7	91.3	100.0	T	619.1/2	PAPIER, LIVRES, JOURNEAUX
-	-	-	-	-	-	M		
-	-	-	-	77.8	100.0	F	61	COMMERCE DE GROS
-	100.0	100.0	-	97.9	100.0	T		
-	99.5	100.0	3.9	96.1	100.0	M	641/642	PR. ALIMENTAIRES, BOISSONS, TABAC
-	-	-	-	-	-	F		
-	-	-	-	-	-	T	643	PHARMACIES
-	80.2	100.0	-	79.7	100.0	M	644	ART. MEDICAUX, PRODUITS D'ENTRETIEN
-	98.6	100.0	-	97.2	100.0	F	645	ARTICLES D'HABILLEMENT
-	96.9	100.0	4.7	95.3	100.0	T	646	CHAUSSURES, MAROQUINERIE
-	-	-	-	-	-	M	647	TISSUS D'AMEUBLEMENT
15.5	84.5	100.0	19.5	80.5	100.0	F	648/649	EQUIPEMENT DU FOYER
2.0	98.0	100.0	2.6	97.4	100.0	T		
3.7	96.3	100.0	5.6	94.4	100.0	M	653	LIVRES, JOURN., PAPIER, EQ. BUREAU
92.0	15.2	100.0	95.3	4.7	100.0	F	654/655	AUTRES COMMERCES DE DETAIL
84.8	13.1	100.0	97.0	3.0	100.0	T		
86.9	100.0	100.0	96.3	3.7	100.0	M	656	PRODUITS DIVERS NON ALIMENT.
-	94.5	100.0	-	99.0	100.0	F		
5.5	94.5	100.0	13.1	86.9	100.0	T	64/653-656	COMMERCE DE DETAIL
5.3	94.7	100.0	10.8	89.2	100.0	M		
68.0	-	100.0	82.3	17.7	100.0	F		
64.2	-	100.0	80.9	19.1	100.0	T		
54.7	70.9	100.0	83.0	17.0	100.0	M		
52.1	45.3	100.0	88.1	11.9	100.0	F		
-	47.9	100.0	87.7	12.3	100.0	T		
82.2	17.8	100.0	93.4	6.6	100.0	M		
75.9	24.1	100.0	97.5	2.5	100.0	F		
61.8	38.2	100.0	97.3	2.7	100.0	T		
57.6	42.4	100.0	70.3	29.7	100.0	M		
48.7	93.0	100.0	69.4	30.6	100.0	F		
40.8	50.3	100.0	56.7	43.3	100.0	T		
40.8	59.2	100.0	74.0	26.0	100.0	M		
25.6	74.4	100.0	72.2	27.8	100.0	F		
25.0	75.0	100.0	51.0	49.0	100.0	T		
48.5	51.5	100.0	47.4	52.6	100.0	M		
47.6	52.4	100.0	48.0	52.0	100.0	F		
-	84.5	100.0	23.8	76.2	100.0	T		
-	94.9	100.0	58.9	41.1	100.0	M		
6.1	93.9	100.0	52.8	47.2	100.0	F		
51.3	48.7	100.0	81.2	18.8	100.0	T		
39.3	60.7	100.0	81.0	19.0	100.0	M		
41.0	59.0	100.0	81.0	19.0	100.0	F		
-	-	-	90.1	8.9	100.0	T		
-	-	-	86.9	13.1	100.0	M		
-	-	-	87.6	12.4	100.0	F		
-	-	-	-	-	-	T		

TAB.A1

EMPLOYEES ACCORDING TO ACTIVITY SEX,  
QUALIFICATION AND TYPE OF EMPLOYMENT

(THOUSANDS)

TYPE OF EMPLOYMENT : ALL TYPES OF EMPLOYMENT

(MILLIERS)

ACTIVITY	NACE	SEX	QUALIFICATION					
			3A	3B	3	4A	4B	4
AGRIC. PRIMARY	611	M	0.8	2.7	3.4	1.8	4.4	6.2
PROD., LIVE-		F	-	0.5	0.5	-	1.4	1.4
STOCK, TEXT.		T	0.8	3.2	4.0	1.9	5.8	7.6
FUELS, DRES.	612	M	0.5	3.4	3.9	1.4	2.8	4.2
INDUSTRIAL		F	-	1.2	1.2	-	1.9	1.9
CHEMICALS		T	0.5	4.6	5.1	1.4	4.7	6.1
TIMBER, BUILDING	613	M	1.0	5.7	6.7	2.9	6.4	9.3
MATERIALS		F	0.1	0.9	1.0	0.1	1.7	1.8
		T	1.1	6.6	7.7	3.0	8.1	11.0
MACHINERY,	614	M	1.4	16.6	18.0	3.0	9.0	12.0
EQUIPMENTS,		F	-	3.0	3.0	-	4.5	4.6
VEHICLES		T	1.5	19.6	21.0	3.0	13.8	16.6
FURNITURE, HSEND.	615	M	1.1	7.0	8.1	2.9	3.7	6.6
GOODS,		F	-	1.5	1.6	-	3.5	3.6
HARDWARE		T	1.1	8.6	9.7	2.9	7.3	10.2
TEXTILES, CLOTH-	616	M	0.5	1.7	2.2	1.1	0.8	1.9
ING, FOOTWR.		F	-	0.8	0.8	0.2	1.0	2.0
LEATHERWARE		T	0.5	2.5	3.0	1.2	2.6	3.9
FOOD, DRINK,	617	M	1.7	6.6	8.4	5.6	6.5	12.1
TOBACCO		F	-	2.0	2.1	0.2	3.6	3.8
		T	1.8	8.7	10.5	5.8	10.0	15.9
TOBACCO	617.6	M	-	-	-	-	-	-
PRODUCTS		F	-	-	-	-	-	-
		T	-	-	-	-	-	-
PHARMACEUTICAL	618	M	0.3	2.9	3.2	0.5	0.7	1.3
MEDICAL GDS.,		F	-	1.4	1.5	0.1	1.5	1.5
CLEANING MAT.		T	0.3	4.3	4.6	0.6	2.2	2.8
PHARMACEUTICALS	618.1	M	-	-	-	-	-	-
		F	-	-	-	-	-	-
		T	-	-	-	-	-	-
OTHER WHOLESALE	619	M	0.7	4.2	4.8	1.3	2.6	3.9
DISTRIBUTION		F	-	1.4	1.4	0.1	2.9	2.9
		T	0.7	5.6	6.3	1.4	5.4	6.8
PAPER, BOOKS,	619.1/2	M	-	-	-	-	-	-
STATIONERY,		F	-	-	-	-	-	-
NEWSPAPERS		T	-	-	-	-	-	-
WHOLESALE TRADE	61	M	8.0	50.6	58.6	20.5	36.9	57.4
		F	0.2	12.9	13.1	0.7	22.0	23.5
		T	8.2	63.5	71.7	21.2	59.7	80.9
FOOD, DRINK,	641/642	M	6.8	3.0	9.8	18.8	3.9	22.7
TOBACCO		F	4.2	0.4	4.5	31.9	1.4	33.4
		T	11.0	3.4	14.3	50.7	5.3	56.1
DISPENSING	643	M	-	0.1	0.1	-	0.5	0.5
CHEMISTS		F	0.1	2.4	2.5	0.2	1.1	1.4
		T	0.1	2.5	2.6	0.2	1.6	1.8
MEDICAL GOODS,	644	M	0.2	0.2	0.3	0.1	0.1	0.2
COSMETICS,		F	0.3	0.1	0.4	0.8	0.1	0.9
CLEANING MAT.		T	0.5	0.2	0.7	0.9	0.2	1.1
CLOTHING	645	M	1.8	1.5	3.3	2.8	1.2	4.0
		F	2.8	1.4	4.2	16.7	2.2	18.9
		T	4.7	2.9	7.5	19.5	3.4	22.9
FOOTWEAR,	646	M	0.5	0.2	0.7	0.3	0.2	0.5
LEATHER GOODS		F	0.7	0.1	0.7	4.1	0.7	4.2
		T	1.1	0.3	1.4	4.4	0.3	4.7
FURN. FABRICS,	647	M	0.3	0.5	0.7	0.4	0.5	0.9
HOUSEHOLD		F	0.1	0.1	0.2	0.5	0.2	0.7
TEXTILES		T	0.4	0.6	0.9	0.9	0.7	1.6
HOUSEHOLD	648/649	M	2.2	0.8	5.6	2.7	3.0	6.4
FITMENTS,		F	1.0	0.8	1.7	5.3	1.7	7.0
APPLIANCES		T	3.1	4.3	7.4	8.0	5.5	13.5
BOOKS, NEWSPRS.,	653	M	0.1	0.5	0.6	0.4	0.4	0.9
STATIONERY,		F	0.2	0.4	0.5	0.8	0.7	1.4
OFFICE SUPPS.		T	0.3	0.8	1.1	1.2	1.1	2.3
OTHER RETAIL	654/655	M	0.8	0.8	1.7	0.6	1.2	1.9
DISTRIBUTION		F	0.4	0.3	0.7	0.9	0.7	1.6
		T	1.3	1.2	2.4	1.5	1.9	3.4
VARIOUS NON-FOOD	656	M	1.0	2.5	3.5	3.5	4.9	8.4
PRODUCTS		F	1.3	2.4	3.7	14.1	4.8	18.1
		T	2.4	4.9	7.2	17.6	8.0	26.5
RETAIL TRADE	64/653-656	M	13.7	12.8	26.5	29.7	16.6	46.3
		F	11.1	8.2	19.2	75.3	12.3	87.6
		T	24.8	21.0	45.7	105.0	28.9	133.9

TAB.A1

SALAIRES SELON L'ACTIVITE, LE SEXE  
LA QUALIFICATION ET LE REGIME DE TRAVAIL

REGIME DE TRAVAIL : ENS. DES REGIMES DE TRAVAIL

QUALIFICATION						S E X E	NACE	ACTIVITE
3A	3B	3	4A	4B	4			
22.3	77.7	100.0	29.3	70.7	100.0	M	611	MAT. PREM. AGR.,
	97.6	100.0		97.6	100.0	F		ANIMAUX,
19.6	80.4	100.0	24.3	75.7	100.0	T		TEXTILES
13.1	86.9	100.0	33.5	66.5	100.0	M	612	COMBUSTIBLES,
	99.7	100.0		99.3	100.0	F		MINERAIS,
10.0	90.0	100.0	23.2	76.8	100.0	T		PR. CHIMIQUES
15.4	84.6	100.0	31.1	68.9	100.0	M	613	BOIS, MATERIAUX
5.6	94.4	100.0	4.7	95.3	100.0	F		DE CONSTR.
14.2	85.8	100.0	26.9	73.1	100.0	T		
8.0	92.0	100.0	24.7	75.3	100.0	M	614	MACHINES,
	99.4	100.0		99.4	100.0	F		VEHICULES
7.8	93.0	100.0	18.1	81.9	100.0	T		
13.3	86.7	100.0	43.4	56.6	100.0	M	615	MEUBLES,
	99.5	100.0		99.2	100.0	F		ART. MENAGERS
11.2	88.8	100.0	28.5	71.5	100.0	T		QUINCAILLERIE
23.0	77.0	100.0	56.9	43.1	100.0	M	616	TEXTILE,
	98.4	100.0		9.0	91.0	F		HABILLEMENT,
17.1	82.9	100.0	32.0	68.0	100.0	T		CHAUSSURES
20.8	79.2	100.0	46.4	53.6	100.0	M	617	PRODUITS ALIM.,
	97.2	100.0		93.8	100.0	F		BOISSONS,
17.2	82.8	100.0	36.8	63.2	100.0	T	617.6	TABAC
						M		PRODUITS DU
						F		TABAC
						T		
9.2	90.8	100.0	41.7	58.3	100.0	M	618	PR. PHARM.,
	99.4	100.0		96.7	100.0	F		MEDICAUX,
6.5	93.5	100.0	20.5	79.5	100.0	T		D'ENTRETIEN
						M	618.1	PRODUITS
						F		PHARM.
						T		
13.6	86.4	100.0	34.0	66.0	100.0	M	619	AUTRES COMMERCE
	99.4	100.0		97.9	100.0	F		DE GROS
10.6	89.4	100.0	20.3	79.7	100.0	T		
						M	619.1/2	PAPIER, LIVRES,
						F		JOURNEAUX
						T		
13.7	86.3	100.0	35.7	64.3	100.0	M	61	COMMERCE DE GROS
1.4	98.6	100.0	3.0	97.0	100.0	F		
11.4	88.6	100.0	26.2	73.8	100.0	T		
69.4	30.6	100.0	82.9	17.1	100.0	M	641/642	PR. ALIMENTAIRES,
91.7	8.3	100.0	95.7	4.3	100.0	F		BOISSONS,
76.5	23.5	100.0	90.5	9.5	100.0	T		TABAC
	98.3	100.0		99.1	100.0	M	643	PHARMACIES
4.9	95.1	100.0	15.0	85.0	100.0	F		
4.7	95.3	100.0	11.3	88.7	100.0	T		
53.7	46.3	100.0	57.3	42.7	100.0	M	644	ART. MEDICAUX,
84.5	15.5	100.0	91.9	8.1	100.0	F		PRODUITS
70.1	29.9	100.0	85.5	14.5	100.0	T		D'ENTRETIEN
55.7	44.3	100.0	69.8	30.2	100.0	M	645	ARTICLES
66.4	33.6	100.0	88.2	11.8	100.0	F		D'HABILLEMENT
61.7	38.3	100.0	85.0	15.0	100.0	T		
72.7	27.3	100.0	65.7	34.3	100.0	M	646	CHAUSSURES,
90.2	9.8	100.0	96.7	3.3	100.0	F		MARQUINERIE
81.8	18.2	100.0	93.3	6.7	100.0	T		
35.7	64.3	100.0	44.6	55.4	100.0	M	647	TISSUS
57.5	42.5	100.0	70.7	29.3	100.0	F		D'AMEUBLEMENT
39.9	60.1	100.0	56.1	43.9	100.0	T		
38.1	61.9	100.0	41.5	58.5	100.0	M	648/649	EQUIPEMENT DU
54.7	45.3	100.0	75.9	24.1	100.0	F		FOYER
42.0	58.0	100.0	59.4	40.6	100.0	T		
20.8	79.2	100.0	48.6	51.4	100.0	M	653	LIVRES, JOURN.,
30.8	69.1	100.0	54.0	46.0	100.0	F		PAPIER,
25.4	74.6	100.0	52.0	48.0	100.0	T		EQ. BUREAU
48.3	51.7	100.0	35.5	64.5	100.0	M	654/655	AUTRES COMMERCE
61.3	38.7	100.0	55.2	44.8	100.0	F		DE DETAIL
52.0	48.0	100.0	44.8	55.2	100.0	T		
29.0	71.0	100.0	41.6	58.4	100.0	M	656	PRODUITS DIVERS
36.0	64.0	100.0	78.1	21.9	100.0	F		NON ALIMENT.
32.6	67.4	100.0	66.6	33.4	100.0	T		
51.8	48.2	100.0	64.2	35.8	100.0	M	64/653-	COMMERCE DE
57.4	42.6	100.0	86.0	14.0	100.0	F	656	DETAIL
54.2	45.8	100.0	78.4	21.6	100.0	T		

TAB.C1

GROSS MONTHLY PAY (CORRECTED) OF  
 FULL-TIME EMPLOYEES :  
 MEAN (M) AND COEFFICIENT OF VARIATION  
 (CV) ACCORDING TO ACTIVITY,SEX  
 AND QUALIFICATION

ACTIVITY	NACE	SEX	QUALIFICATION					
			3A	3B	3	4A	4B	4
AGRIC. PRIMARY	611	M	1878	2010	1981	1796	1740	1757
PROD., LIVE-		F	-	1282	1273	-	1065	1073
STOCK, TEXT.		T	1863	1915	1905	1782	1622	1666
FUELS, ORES,	612	M	1976	2252	2216	1885	1750	1796
INDUSTRIAL		F	-	1602	1602	-	1217	1221
CHEMICALS		T	1976	2106	2093	1887	1578	1659
TIMBER, BUILDING	613	M	1869	1958	1944	1659	1665	1663
MATERIALS		F	-	1309	1310	1336	1035	1054
		T	1848	1890	1884	1651	1568	1592
MACHINERY,	614	M	1967	2016	2012	1645	1606	1616
EQUIPMENTS,		F	-	1522	1521	-	1191	1191
VEHICLES		T	1962	1960	1960	1643	1503	1532
FURNITURE, HSEHD.	615	M	1833	1923	1911	1649	1578	1609
GOODS,		F	-	1374	1369	-	1111	1111
HARDWARE		T	1824	1851	1848	1648	1406	1484
TEXTILES, CLOTH-	616	M	1849	2081	2027	1568	1609	1586
ING, FOOTWR.		F	-	1392	1391	1187	1112	1119
LEATHERWARE		T	1839	1898	1888	1532	1319	1401
FOOD, DRINK,	617	M	1893M	1841	1852	1486	1548	1518
TOBACCO		F	-	1259	1264	970	1045	1040
		T	1891M	1729	1759	1467	1398	1426
TOBACCO	617.6	M	-	-	-	-	-	-
PRODUCTS		F	-	-	-	-	-	-
		T	-	-	-	-	-	-
PHARMACEUTICAL	618	M	1964	2043	2036	1660	1590	1621
MEDICAL GDS.,		F	-	1464	1467	1268	1187	1180
CLEANING MAT.		T	1962	1890	1895	1634	1362	1434
PHARMACEUTICALS	618.1	M	-	-	-	-	-	-
		F	-	-	-	-	-	-
		T	-	-	-	-	-	-
OTHER WHOLESALE	619	M	1879	2080	2053	1803M	1629	1688
DISTRIBUTION		F	-	1463	1461	-	1209	1211
		T	1875	1958	1948	1792M	1448	1528
PAPER, BOOKS,	619.1/2	M	-	-	-	-	-	-
STATIONERY,		F	-	-	-	-	-	-
NEWSPAPERS		T	-	-	-	-	-	-
WHOLESALE TRADE	61	M	1898	1999	1985	1640	1632	1635
		F	1333M	1424	1423	1152	1133	1133
		T	1890	1908	1906	1628	1485	1527
FOOD, DRINK,	641/642	M	1764	1745	1758	1117	1518	1242
TOBACCO		F	1122	1483M	1148	877	1054	888
		T	1562	1726	1605	963	1421	1040
DISPENSING	643	M	-	1892	1901	-	1548	1547
CHEMISTS		F	1418	1496	1483	1043	1023	1027
		T	1450	1522	1519	1053	1270	1242
MEDICAL GOODS,	644	M	1670	1730	1697	1217	1187	1204
COSMETICS,		F	1145	1230M	1156	892	824M	983
CLEANING MAT.		T	1345	1623	1427	1024	1082	1032
CLOTHING	645	M	1836	1813	1826	1448	1566	1488
		F	1449	1312	1408	1079	1123	1084
		T	1624	1604	1617	1153	1350	1187
FOOTWEAR,	646	M	1892	1894	1841	1180	1485M	1380
LEATHER GOODS		F	1254	1440	1265	859	888	850
		T	1568	1654	1582	888	1283M	925
FURN. FABRICS,	647	M	1902	1653	1740	1485	1354	1413
HOUSEHOLD		F	1475	1271	1385	1076	1028	1062
TEXTILES		T	1813	1615	1690	1321	1297	1310
HOUSEHOLD	648/649	M	1823	1666	1727	1382	1399	1396
FITMENTS,		F	1368	1262	1322	953	1029	970
APPLIANCES		T	1712	1611	1654	1153	1327	1232
BOOKS, NEWSPRS.,	653	M	1707	1707	1707	1381	1388	1385
STATIONERY,		F	1490	1412	1437	1016	1007	1012
OFFICE SUPPS.		T	-	1619	-	1173	1216	1193
OTHER RETAIL	654/655	M	1953	1854	1887	1467	1683	1606
DISTRIBUTION		F	1251M	1300	1285	1172	1380	1266
		T	1719	1780	1750	1326	1593	1479
VARIOUS NON-FOOD	656	M	1660	1778	1743	1181	1453	1361
PRODUCTS		F	1424	1388	1412	1063	1119	1076
		T	1528	1655	1605	1101	1358	1213
RETAIL TRADE	64/653-	M	1835	1739	1788	1243	1473	1355
	656	F	1298	1385	1333	872	1098	997
		T	1623	1643	1632	1058	1368	1150

TAB.C1

REMUNERATION MENSUELLE BRUTE  
CORRIGEE DES SALAIRES A TEMPS PLEIN :  
MOYENNE (M) ET COEFFICIENT DE  
VARIATION (CV) SELON L'ACTIVITE, LE  
SEXE ET LA QUALIFICATION

CV

QUALIFICATION						SEXE	NACE	ACTIVITE
3A	3B	3	4A	4B	4			
23.8	32.3	31.0	26.0	25.6	25.8	M	611	MAT. PREM. AGR.,
	32.8	32.7		32.6	32.7	F		ANIMAUX,
24.6	35.0	35.3	26.2	30.8	28.0	T		TEXTILES
23.8	30.6	30.3	24.9	29.7	28.2	M	612	COMBUSTIBLES,
	29.6	29.6		30.6	31.2	F		MINERAIS,
23.8	33.3	32.6	24.9	34.1	32.5	T		PR. CHIMIQUES
21.1	26.4	25.8	19.7	36.3	32.0	M	613	BOIS, MATERIAUX
	39.4	40.0	18.7	29.9	29.9	F		DE CONSTR.
22.8	28.3	28.5	20.0	39.1	34.4	T		
24.9	33.9	33.3	29.0	33.4	32.4	M	614	MACHINES,
	32.6	32.5		28.6	28.6	F		VEHICULES
25.0	34.8	34.2	29.0	35.1	34.0	T		
27.7	24.0	24.5	31.4	37.2	34.8	M	615	MEUBLES,
	33.4	33.7		27.4	27.3	F		ART. MENAGERS
28.2	26.8	27.0	31.5	39.1	37.2	T		QUINCAILLERIE
24.9	32.0	31.2	21.1	26.7	23.8	M	616	TEXTILE,
	29.2	29.3	29.0	27.5	27.7	F		HABILLEMENT,
25.3	35.8	34.2	22.9	33.2	29.9	T		CHAUSSURES
104.0#	24.4	54.3	23.3	28.0	26.0	M	617	PRODUITS ALIM.,
	31.4	31.5	23.6	29.0	28.7	F		BOISSONS,
103.6#	28.7	54.6	24.3	32.9	29.7	T		TABAC
						M	617.6	PRODUITS DU
						F		TABAC
						T		
21.9	26.2	25.8	21.2	27.3	24.8	M	618	PR. PHARM.,
	25.5	25.5	25.8	25.6	25.7	F		MEDICAUX,
21.7	29.6	29.1	22.3	30.7	29.4	T		D'ENTRETIEN
						M	618.1	PRODUITS
						F		PHARM.
						T		
22.6	32.4	31.6	183.5#	29.2	116.4	M	619	AUTRES COMMERCES
	27.3	27.3		28.0	28.2	F		DE GROS
22.8	34.5	33.5	182.5#	32.5	106.6	T		
						M	619.1/2	PAPIER, LIVRES,
						F		JOURNEAUX
						T		
53.8	30.4	34.3	56.5	32.0	42.6	M	61	COMMERCE DE GROS
39.0#	32.1	32.2	31.3	29.3	29.4	F		
53.8	32.7	35.8	56.5	35.4	43.8	T		
30.0	26.8	29.0	41.7	29.1	39.8	M	641/642	PR. ALIMENTAIRES,
30.0	41.9#	32.8	31.2	36.6	32.1	F		BOISSONS,
36.0	28.1	34.2	38.7	33.1	41.0	T		TABAC
	30.9	30.6		40.5	40.3	M	643	PHARMACIES
23.5	25.3	25.2	31.0	30.7	30.8	F		
25.1	26.7	26.7	30.9	43.5	43.0	T		
21.5	35.8	29.3	27.3	36.1	31.4	M	644	ART. MEDICAUX,
47.6	32.4#	45.8	31.3	36.7#	31.8	F		PRODUITS
40.6	37.8	40.7	31.6	39.7	33.0	T		D'ENTRETIEN
27.0	28.4	27.6	33.0	34.1	33.6	M	645	ARTICLES
30.0	28.4	29.9	34.1	25.6	33.2	F		D'HABILLEMENT
30.9	32.6	31.5	36.4	35.9	36.9	T		
37.9	30.2	36.7	38.5	60.7#	53.2	M	646	CHAUSSURES,
60.6	24.9	58.8	32.7	27.9	32.5	F		MAROQUINERIE
51.3	30.2	48.2	35.4	62.2#	43.6	T		
23.7	21.2	23.3	25.4	31.3	28.9	M	647	TISSUS
27.7	21.3	26.6	27.4	30.4	28.3	F		D'AMEUBLEMENT
26.2	22.4	24.8	30.3	32.8	31.5	T		
27.1	22.6	25.1	35.5	31.9	33.4	M	648/649	EQUIPEMENT DU
40.4	38.8	40.0	35.2	28.5	33.8	F		FOYER
31.9	25.9	29.0	40.7	33.5	37.9	T		
	25.9		31.2	33.2	32.2	M	653	LIVRES, JOURN.,
24.7	28.9	27.6	28.8	31.3	29.8	F		PAPIER,
	28.0		34.2	36.5	35.4	T		EQ. BUREAU
28.4	26.1	27.3	40.9	30.3	34.5	M	654/655	AUTRES COMMERCES
51.1#	25.0	44.8	37.9	32.7	36.3	F		DE DETAIL
39.1	28.2	33.9	41.6	32.2	36.9	T		
22.1	20.0	20.8	32.2	26.7	29.8	M	656	PRODUITS DIVERS
17.8	23.1	20.4	32.2	26.7	31.0	F		NON ALIMENT.
21.6	23.4	23.1	32.7	28.0	32.7	T		
145.6	24.9	108.3	38.8	31.1	35.8	M	64/653-	COMMERCE DE
35.1	28.8	33.0	34.3	30.8	34.1	F	656	DETAIL
130.3	27.5	98.4	38.5	33.6	38.8	T		

TAB.C2

INDEX OF MEAN GROSS  
MONTHLY PAY (CORRECTED) OF  
FULL-TIME EMPLOYEES  
ACCORDING TO ACTIVITY, SEX  
AND QUALIFICATION

( PAY OF ALL FULL-TIME EES. = 100 )

INDICE DE LA REMUNERATION  
MENSUELLE BRUTE CORRIGEE MOYENNE  
DES SALAIRES A TEMPS PLEIN  
SELON L ACTIVITE, LE SEXE  
ET LA QUALIFICATION

( REM. DE L ENS. DES SAL. A TEMPS PLEIN = 100 )

ACTIVITY	NACE	SEX						
			3A	3B	3	4A	4B	4
AGRIC. PRIMARY	611	M	94.8	101.4	100.0	102.3	99.1	100.0
PROD., LIVE-		F		100.7	100.0		99.3	100.0
STOCK, TEXT.		T	97.8	100.5	100.0	107.6	97.4	100.0
FUELS, ORES,	612	M	89.2	101.6	100.0	104.9	97.4	100.0
INDUSTRIAL		F		100.0	100.0		99.6	100.0
CHEMICALS		T	94.4	100.7	100.0	113.7	95.1	100.0
TIMBER, BUILDING	613	M	96.1	100.7	100.0	99.8	100.1	100.0
MATERIALS		F		99.9	100.0	126.7	98.2	100.0
		T	98.1	100.3	100.0	103.7	98.5	100.0
MACHINERY,	614	M	97.7	100.2	100.0	101.8	99.4	100.0
EQUIPMENTS,		F		100.1	100.0		100.0	100.0
VEHICLES,		T	100.1	100.0	100.0	107.3	98.2	100.0
FURNITURE, HSEHD.	615	M	95.8	100.6	100.0	102.5	98.1	100.0
GOODS,		F		100.4	100.0		100.0	100.0
HARDWARE		T	98.7	100.2	100.0	111.1	94.7	100.0
TEXTILES, CLOTH-	616	M	91.2	102.6	100.0	98.9	101.5	100.0
ING, FOOTWR.		F		100.0	100.0	106.1	99.4	100.0
LEATHERWARE		T	97.4	100.6	100.0	109.3	94.1	100.0
FOOD, DRINK,	617	M	102.2	99.4	100.0	97.9	102.0	100.0
TOBACCO		F		99.6	100.0	93.3	100.5	100.0
		T	107.5	98.3	100.0	102.9	98.1	100.0
TOBACCO	617.6	M						
PRODUCTS		F						
		T						
PHARMACEUTICAL,	618	M	96.5	100.4	100.0	102.5	98.1	100.0
MEDICAL GDS.,		F		99.8	100.0	106.5	99.7	100.0
CLEANING MAT.		T	103.5	99.7	100.0	114.0	95.0	100.0
PHARMACEUTICALS	618.1	M						
		F						
		T						
OTHER WHOLESALE	619	M	91.5	101.3	100.0	106.8	96.5	100.0
DISTRIBUTION		F		100.1	100.0		99.8	100.0
		T	96.2	100.5	100.0	117.3	94.8	100.0
PAPER, BOOKS,	619.1/2	M						
STATIONERY,		F						
NEWSPAPERS		T						
WHOLESALE TRADE	61	M	95.6	100.7	100.0	100.3	99.8	100.0
		F	93.7	100.1	100.0	101.7	99.9	100.0
		T	99.2	100.1	100.0	106.6	97.3	100.0
FOOD, DRINK,	641/642	M	100.4	99.3	100.0	89.9	122.2	100.0
TOBACCO		F	97.7	129.1	100.0	98.8	118.6	100.0
		T	97.3	107.5	100.0	92.5	136.6	100.0
DISPENSING	643	M		99.5	100.0		100.1	100.0
CHEMISTS		F	95.0	100.2	100.0	101.6	99.6	100.0
		T	95.4	100.2	100.0	84.8	102.3	100.0
MEDICAL GOODS,	644	M	98.4	101.9	100.0	101.1	98.6	100.0
COSMETICS,		F	99.1	106.4	100.0	100.9	83.8	100.0
CLEANING MAT.		T	94.2	113.7	100.0	99.2	104.8	100.0
CLOTHING	645	M	100.5	99.3	100.0	97.3	105.1	100.0
		F	102.9	93.2	100.0	89.5	103.7	100.0
		T	100.4	99.2	100.0	97.1	113.7	100.0
FOOTWEAR,	646	M	102.7	92.0	100.0	90.1	113.4	100.0
LEATHER GOODS		F	98.1	113.8	100.0	96.9	103.3	100.0
		T	98.1	104.5	100.0	96.0	138.7	100.0
FURN., FABRICS,	647	M	108.3	95.0	100.0	105.1	95.8	100.0
HOUSEHOLD		F	106.5	91.7	100.0	101.3	86.7	100.0
TEXTILES		T	107.3	95.6	100.0	100.8	89.0	100.0
HOUSEHOLD	648/649	M	105.5	96.4	100.0	99.7	100.2	100.0
FITMENTS,		F	103.5	95.4	100.0	98.3	106.1	100.0
APPLIANCES		T	103.5	97.4	100.0	93.6	107.8	100.0
BOOKS, NEWSPRS.,	653	M		63.8		99.7	100.2	100.0
STATIONERY,		F		98.2	100.0	100.3	99.5	100.0
OFFICE SUPPS.		T		71.7		98.4	101.9	100.0
OTHER RETAIL	654/655	M	102.9	97.8	100.0	91.3	104.8	100.0
DISTRIBUTION		F	98.9	102.7	100.0	92.5	109.0	100.0
		T	98.2	101.7	100.0	89.6	107.7	100.0
VARIOUS NON-FOOD	656	M	95.2	102.0	100.0	87.6	106.8	100.0
PRODUCTS		F	100.9	99.0	100.0	98.8	104.0	100.0
		T	95.2	103.1	100.0	90.8	112.0	100.0
RETAIL TRADE	64/653-656	M	102.6	97.2	100.0	91.7	108.7	100.0
		F	97.4	104.7	100.0	98.1	110.8	100.0
		T	98.4	100.7	100.0	92.0	118.9	100.0

TAB.C2

INDEX OF MEAN GROSS  
MONTHLY PAY (CORRECTED) OF  
FULL-TIME FEMALE EMPLOYEES  
ACCORDING TO ACTIVITY  
AND QUALIFICATION

( PAY OF FULL-TIME MALE = 100 )

INDICE DE LA REMUNERATION  
MENSUELLE BRUTE CORRIGEE MOYENNE  
DES SALARIES FEMININS A TEMPS PLEIN  
SELON L ACTIVITE  
ET LA QUALIFICATION

( REM. DES SAL. MASC. A TEMPS PLEIN = 100 )

						S E X E	NACE	ACTIVITE
3A	3B	3	4A	4B	4			
100.0	100.0	100.0	100.0	100.0	100.0	M	611	MAT. PREM. AGR., ANIMAUX, TEXTILES
	63.8	64.2		61.2	61.1	F		
100.0	100.0	100.0	100.0	100.0	100.0	M	612	COMBUSTIBLES, MINERAIS, PR. CHIMIQUES
	71.1	72.3		69.5	68.0	F		
100.0	100.0	100.0	100.0	100.0	100.0	M	613	BOIS, MATERIAUX DE CONSTR.
	66.8	67.4		62.2	63.4	F		
100.0	100.0	100.0	100.0	100.0	100.0	M	614	MACHINES, VEHICULES
	75.5	75.6		74.1	73.7	F		
100.0	100.0	100.0	100.0	100.0	100.0	M	615	MEUBLES, ART. MENAGERS
	71.4	71.6		70.4	69.0	F		
100.0	100.0	100.0	100.0	100.0	100.0	M	616	TEXTILE, QUINCAILLERIE
	66.9	68.6		69.1	70.6	F		
100.0#	100.0	100.0	100.0	100.0	100.0	M	617	HABILLEMENT, CHAUSSURES
	68.4	68.2		67.5	68.5	F		PRODUITS ALIM., BOISSONS, TABAC
	-	-		-	-	M	617.6	PRODUITS DU TABAC
	-	-		-	-	F		
100.0	100.0	100.0	100.0	100.0	100.0	M	618	PR. PHARM., MEDICAUX, D'ENTRETIEN
	71.7	72.0		74.6	73.4	F		
	-	-		-	-	M	618.1	PRODUITS PHARM.
	-	-		-	-	F		
100.0	100.0	100.0	100.0#	100.0	100.0	M	619	AUTRES COMMERCES DE GROS
	70.3	71.2		74.2	71.8	F		
	-	-		-	-	M	619.1/2	PAPIER, LIVRES, JOURNEAUX
	-	-		-	-	F		
100.0	100.0	100.0	100.0	100.0	100.0	M	61	COMMERCE DE GROS
70.3#	71.3	71.7		69.4	69.3	F		
100.0	100.0	100.0	100.0	100.0	100.0	M	641/642	PR. ALIMENTAIRES, BOISSONS, TABAC
63.6	85.0#	65.3		69.4	71.5	F		
62.1	100.0	100.0		100.0	100.0	M	643	PHARMACIES
	79.1	78.5		66.1	66.4	F		
100.0	100.0	100.0	100.0	100.0	100.0	M	644	ART. MEDICAUX, PRODUITS D'ENTRETIEN
68.6	71.1#	68.1		69.4#	81.7	F		
100.0	100.0	100.0	100.0	100.0	100.0	M	645	ARTICLES D'HABILLEMENT
78.9	72.4	77.1		71.8	72.8	F		
100.0	100.0	100.0	100.0	100.0#	100.0	M	646	CHAUSSURES, MAROQUINERIE
66.3	85.0	68.7		59.8	65.7	F		
100.0	100.0	100.0	100.0	100.0	100.0	M	647	TISSUS D'AMEUBLEMENT
77.6	76.9	79.6		75.9	75.2	F		
100.0	100.0	100.0	100.0	100.0	100.0	M	648/649	EQUIPEMENT DU FOYER
75.0	75.7	76.5		73.8	68.5	F		
22.6	100.0	53.8		100.0	100.0	M	653	LIVRES, JOURN., PAPIER, EQ. BUREAU
	82.7			73.5	73.1	F		
100.0	100.0	100.0	100.0	100.0	100.0	M	654/655	AUTRES COMMERCES DE DETAIL
64.1#	70.1	66.7		79.9	78.8	F		
100.0	100.0	100.0	100.0	100.0	100.0	M	656	PRODUITS DIVERS NON ALIMENT.
85.8	78.6	81.0		89.2	79.1	F		
100.0	100.0	100.0	100.0	100.0	100.0	M	64/653-656	COMMERCE DE DETAIL
70.7	80.2	74.5		74.8	73.1	F		

TAB.C3

GROSS ANNUAL PAY OF FULL-TIME  
EMPLOYEES :  
MEAN (M) AND COEFFICIENT OF VARIATION  
(CV) ACCORDING TO ACTIVITY,SEX  
AND QUALIFICATION

ACTIVITY	NACE	SEX	QUALIFICATION					
			3A	3B	3	4A	4B	4
AGRIC. PRIMARY PROD., LIVE- STOCK, TEXT.	611	M	22754	23811	23568	20292	20013	20092
		F	-	14742	14631	-	12704	12821
		T	22548	22667	22642	20233	18919	19253
FUELS, ORES, INDUSTRIAL CHEMICALS	612	M	24091	26566	26220	22041	20921	21320
		F	-	19585	19585	-	14181	14188
		T	24091	25192	25065	22020	18967	19829
TIMBER, BUILDING MATERIALS	613	M	21938	23524	23252	19173	19394	19529
		F	-	16618	16765	-	12498	12641
		T	21866	22826	22672	19683	18470	18866
MACHINERY, EQUIPMENTS, VEHICLES	614	M	22943	24145	24043	19489	19599	19573
		F	-	17938	17824	-	14226	14221
		T	22889	23535	23484	19476	18421	18651
FURNITURE, HSEHD. GOODS, HARDWARE	615	M	21678	22911	22749	19064	18827	18928
		F	-	16006	16006	-	13155	13149
		T	21678	22139	22084	19049	17075	17750
TEXTILES, CLOTH- ING, FOOTWR. LEATHERWARE	616	M	21481	24663	23940	18414	19071	18689
		F	-	16833	16842	13033	13020	13021
		T	21395	22878	22599	17930	15758	16647
FOOD, DRINK, TOBACCO	617	M	20891	22210	21902	17916	18545	18255
		F	-	15638	15720	11975#	12352	12332
		T	20881	21135	21083	17760	16762	17146
TOBACCO PRODUCTS	617.6	M	-	-	-	-	-	-
		F	-	-	-	-	-	-
		T	-	-	-	-	-	-
PHARMACEUTICAL, MEDICAL GOS., CLEANING MAT.	618	M	23516	25253	25078	19430	19430	19430
		F	-	17574	17610	15141#	13981	14041
		T	23480	23454	23456	19153	16572	17363
PHARMACEUTICALS	618.1	M	-	-	-	-	-	-
		F	-	-	-	-	-	-
		J	-	-	-	-	-	-
OTHER WHOLESALE DISTRIBUTION	619	M	22439	25365	24953	18530	19832	19725
		F	-	17952	17922	-	14831	14846
		T	22374	24128	23916	19423	17874	18269
PAPER, BOOKS, STATIONERY, NEWSPAPERS	619.1/2	M	-	-	-	-	-	-
		F	-	-	-	-	-	-
		T	-	-	-	-	-	-
WHOLESALE TRADE	61	M	22132	23973	23706	19277	19457	19391
		F	17754#	17159	17167	13540	13469	13471
		T	22078	23040	22916	19159	17873	18265
FOOD, DRINK, TOBACCO	641/642	M	21045	20524	20878	13426	18682	15225
		F	13743	20343#	14209	10340	12118	10467
		T	18924	20513	19343	11514	17409	12676
DISPENSING CHEMISTS	643	M	-	23132	23248	-	17912	17902
		F	17346	18199	18161	11378#	11796	11702
		T	17827	18597	18564	11600#	15339	14916
MEDICAL GOODS, COSMETICS, CLEANING MAT.	644	M	21089	19653	20411	14806	15527#	15133
		F	15186	-	15145	11841	-	11801
		T	17891	18637	18147	12183	14001#	12414
CLOTHING	645	M	22510	21201	21959	16881	18538	17485
		F	17025	15757	16666	12566	12810	12596
		T	19484	19020	19321	13509	15876	13859
FOOTWEAR, LEATHER GOODS	646	M	20901	20947	20912	14464	16306	15321
		F	13403	-	13652	10438	9822	10411
		T	17634	20499	18145	10877	14327	11282
FURN. FABRICS, HOUSEHOLD TEXTILES	647	M	22839	19860	21006	19249	17122	18056
		F	16933	15567	16407	12275	11597	12105
		T	21651	19474	20380	16434	16293	16368
HOUSEHOLD FITMENTS, APPLIANCES	648/649	M	22027	19908	20752	17762	16986	17284
		F	17298	16281	16887	11228	12190	11421
		T	20903	19463	20086	14104	16188	15059
BOOKS, NEWSPRS., STATIONERY, OFFICE SUPPS.	653	M	21542	20394	20625	17105	17602	17385
		F	17070	17093	17085	12147	12335	12228
		T	19417	19405	19408	14368	15377	14872
OTHER RETAIL DISTRIBUTION	654/655	M	23663	21868	22661	17664	18772	18370
		F	12990	14225	13338	13388	13730	13506
		T	20244	20890	20564	15613	17758	16757
VARIOUS NON-FOOD PRODUCTS	656	M	19454	20830	20439	14661	17045	16320
		F	16317	16020	16181	12281	13378	12518
		T	17611	19282	18623	12825	16146	14377
RETAIL TRADE	64/653- 656	M	21449	20581	21024	15172	17603	16440
		F	15535	16780	15981	11492	12708	11670
		T	19160	19557	19337	12677	16384	13858



REMUNERATION ANNULE BRUTE  
DES SALARIES A TEMPS PLEIN :  
MOYENNE (M) ET COEFFICIENT DE  
VARIATION (CV) SELON L ACTIVITE, LE  
SEXE ET LA QUALIFICATION

CV

QUALIFICATION						S E X E	NACE	ACTIVITE
3A	3B	3	4A	4B	4			
17.5	26.4	24.8	17.7	22.4	21.2	M	611	MAT. PREM. AGR.,
	33.8	33.6		32.0	32.1	F		ANIMAUX,
18.7	30.1	28.1	18.0	27.1	25.1	T		TEXTILES
22.6	29.3	28.8	19.5	26.0	23.8	M	612	COMBUSTIBLES,
	30.6	30.6		31.9	31.8	F		MINERAIS,
22.6	31.6	30.8	19.6	31.8	29.1	T		PR. CHIMIQUES
18.3	24.9	24.1	20.3	24.4	23.0	M	613	BOIS, MATERIAUX
	38.7	38.7		29.1	29.2	F		DE CONSTR.
19.0	27.5	26.4	20.6	28.0	25.8	T		
22.2	25.3	25.1	22.0	30.5	28.6	M	614	MACHINES,
	29.1	29.0		28.0	27.9	F		VEHICULES
22.3	26.8	26.5	22.1	32.8	30.7	T		
21.2	23.4	23.2	17.9	35.5	29.2	M	615	MEUBLES,
	27.9	27.9		26.9	26.9	F		ART. MENAGERS
21.2	25.8	25.3	18.0	37.8	32.0	T		QUINCAILLERIE
21.0	27.5	27.1	17.7	22.4	20.0	M	616	TEXTILE,
	43.3	43.0	29.0	26.6	26.8	F		HABILLEMENT,
21.4	33.4	31.8	20.4	31.0	27.3	T		CHAUSSURES
23.1	23.5	23.5	23.0	25.3	24.4	M	617	PRODUITS ALIM.,
	45.3	44.9	21.8#	29.8	29.5	F		BOISSONS,
23.1	28.7	27.7	23.7	31.3	28.5	T	617.6	TABAC
						M		PRODUITS DU
						F		TABAC
						T		
21.3	25.6	25.4	16.9	26.3	22.4	M	618	PR. PHARM.,
	31.3	31.2	29.0#	24.3	24.7	F		MEDICAUX,
21.1	30.1	29.5	18.4	30.7	27.7	T		D'ENTRETIEN
						M	618.1	PRODUITS
						F		PHARM.
						T		
25.5	28.0	28.1	30.8	27.4	28.6	M	619	AUTRES COMMERCES
	30.0	30.1		30.9	30.9	F		DE GROS
25.7	30.6	30.3	31.0	31.7	31.7	T		
						M	619.1/2	PAPIER, LIVRES,
						F		JOURNEAUX
						T		
22.0	26.0	25.7	22.0	27.8	25.8	M	61	COMMERCE DE GROS
32.2#	34.8	34.7	28.6	29.8	29.7	F		
22.2	28.8	28.1	22.5	32.0	29.4	T		
28.0	26.8	27.7	44.2	29.9	41.6	M	641/642	PR. ALIMENTAIRES,
26.8	45.0#	32.5	32.5	37.9	33.3	F		BOISSONS,
33.2	28.3	32.1	41.3	34.5	43.8	T		TABAC
	29.4	29.0		28.6	28.5	M	643	PHARMACIES
26.2	23.9	24.0	37.3#	29.3	31.3	F		
27.7	25.7	25.8	37.0#	35.3	36.4	T		
21.8	30.5	26.2	28.1	36.0#	32.2	M	644	ART. MEDICAUX,
		45.7	34.6		35.6	F		PRODUITS
44.4		36.4	34.6	42.9#	36.4	T		D'ENTRETIEN
36.7	35.9	29.2	30.8	29.9	30.8	M	645	ARTICLES
25.1	34.3	39.6	30.8	30.3	30.8	F		D'HABILLEMENT
38.4	42.4	36.4	33.8	35.4	34.9	T		
34.6	39.6	27.5	36.8	32.5	35.2	M	646	CHAUSSURES,
26.7	29.7	34.1	40.6	24.8	40.1	F		MAROQUINERIE
33.7		35.4	41.8	38.4	42.5	T		
36.0	30.2	30.5	38.2	37.5	38.3	M	647	TISSUS
25.3	32.8	26.4	30.8	30.2	30.8	F		D'AMEUBLEMENT
29.1	19.0	31.2	42.9	39.2	41.2	T		
28.1	21.1	24.8	32.9	23.5	27.8	M	648/649	EQUIPEMENT DU
27.7	39.4	37.4	37.3	25.1	35.0	F		FOYER
30.9	24.1	27.7	42.2	26.2	35.4	T		
33.9	27.1	28.8	35.0	42.2	39.3	M	653	LIVRES, JOURN.,
29.2	44.2	39.6	28.6	29.7	29.1	F		PAPIER,
34.5	32.8	33.3	37.3	43.3	40.8	T		EQ. BUREAU
25.6	25.0	25.6	30.4	23.1	25.9	M	654/655	AUTRES COMMERCES
36.0	28.8	34.1	31.9	31.3	31.7	F		DE DETAIL
37.2	28.2	33.0	34.1	26.9	30.7	T		
18.1	20.9	20.5	32.8	23.1	28.8	M	656	PRODUITS DIVERS
18.5	24.0	21.2	31.0	25.3	28.9	F		NON ALIMENT.
20.4	24.7	23.7	32.8	25.6	31.2	T		
27.0	25.8	26.5	39.3	27.3	33.6	M	64/653-	COMMERCE DE
33.8	33.4	33.8	33.8	29.8	33.3	F	656	DETAIL
32.8	28.9	31.1	39.1	30.7	38.1	T		

TAB.C4

INDEX OF MEAN GROSS ANNUAL PAY OF FULL-TIME EMPLOYEES ACCORDING TO ACTIVITY, SEX AND QUALIFICATION

( PAY OF ALL FULL-TIME EES. = 100 )

INDICE DE LA REMUNERATION ANNUELLE BRUTE MOYENNE DES SALARIES A TEMPS PLEIN SELON L ACTIVITE, LE SEXE ET LA QUALIFICATION

( REM. DE L EMS. DES SAL. A TEMPS PLEIN = 100 )

ACTIVITY	NACE	SEX						
			3A	3B	3	4A	4B	4
AGRIC. PRIMARY	611	M	96.5	101.0	100.0	101.0	99.6	100.0
PROD., LIVE-STOCK, TEXT.		F	-	100.8	100.0	-	99.1	100.0
FUELS, ORES,	612	M	99.6	100.1	100.0	105.1	99.3	100.0
INDUSTRIAL		F	91.9	101.3	100.0	103.4	99.1	100.0
CHEMICALS		F	-	100.0	100.0	-	99.9	100.0
TIMBER, BUILDING	613	M	96.1	100.5	100.0	111.0	95.6	100.0
MATERIALS		F	94.3	101.2	100.0	101.3	99.3	100.0
MACHINERY,		T	96.4	99.1	100.0	104.3	99.9	100.0
EQUIPMENTS,	614	M	95.4	100.7	100.0	99.6	100.1	100.0
VEHICLES		F	-	100.1	100.0	-	100.0	100.0
FURNITURE, HSEHD.	615	M	97.5	100.2	100.0	104.4	99.8	100.0
GOODS,		F	95.3	100.7	100.0	100.7	99.5	100.0
HARDWARE		T	-	100.0	100.0	-	100.0	100.0
TEXTILES, CLOTH-	616	M	98.2	100.2	100.0	107.3	99.2	100.0
ING, FOOTWR.		F	89.7	103.0	100.0	98.5	102.0	100.0
LEATHERWARE		T	-	100.0	100.0	100.1	100.0	100.0
FOOD, DRINK,	617	M	94.7	101.2	100.0	107.7	94.7	100.0
TOBACCO		F	95.4	101.4	100.0	98.1	101.6	100.0
		T	-	99.5	100.0	97.1#	100.2	100.0
TOBACCO	617.6	M	99.0	100.2	100.0	103.6	97.8	100.0
PRODUCTS		F	-	-	-	-	-	-
		T	-	-	-	-	-	-
PHARMACEUTICAL,	618	M	93.8	100.7	100.0	100.0	100.0	100.0
MEDICAL GDS.,		F	-	99.8	100.0	107.8#	99.6	100.0
CLEANING MAT.		T	100.1	100.0	100.0	110.3	95.4	100.0
PHARMACEUTICALS	618.1	M	-	-	-	-	-	-
		F	-	-	-	-	-	-
		T	-	-	-	-	-	-
OTHER WHOLESALE	619	M	89.9	101.7	100.0	98.0	100.5	100.0
DISTRIBUTION		F	-	100.2	100.0	-	99.9	100.0
		T	93.6	100.9	100.0	106.3	97.8	100.0
PAPER, BOOKS,	619.1/2	M	-	-	-	-	-	-
STATIONERY,		F	-	-	-	-	-	-
NEWSPAPERS		T	-	-	-	-	-	-
WHOLESALE TRADE	61	M	93.4	101.1	100.0	99.4	100.3	100.0
		F	103.4#	100.0	100.0	100.5	100.0	100.0
		T	96.3	100.5	100.0	104.9	97.9	100.0
FOOD, DRINK,	641/642	M	100.8	98.3	100.0	88.2	122.7	100.0
TOBACCO		F	96.7	143.2#	100.0	98.8	115.8	100.0
		T	97.8	106.0	100.0	90.8	137.3	100.0
DISPENSING	643	M	-	99.5	100.0	-	100.1	100.0
CHEMISTS		F	95.5	100.2	100.0	97.2#	100.8	100.0
		T	96.0	100.2	100.0	77.8#	102.8	100.0
MEDICAL GOODS,	644	M	103.3	96.3	100.0	97.8	102.6#	100.0
COSMETICS,		F	100.3	-	100.0	100.3	-	100.0
CLEANING MAT.		T	98.6	102.7	100.0	98.1	112.8#	100.0
CLOTHING	645	M	102.5	96.5	100.0	96.5	106.0	100.0
		F	102.2	94.5	100.0	99.8	101.7	100.0
		T	100.8	98.4	100.0	96.8	113.7	100.0
FOOTWEAR,	646	M	99.9	100.2	100.0	94.4	106.4	100.0
LEATHER GOODS		F	98.2	-	100.0	100.3	94.3	100.0
		T	97.2	113.0	100.0	96.3	126.9	100.0
FURN. FABRICS,	647	M	108.7	94.5	100.0	106.6	94.8	100.0
HOUSEHOLD		F	103.2	94.9	100.0	101.4	95.8	100.0
TEXTILES		T	106.2	85.6	100.0	100.4	99.5	100.0
HOUSEHOLD	648/649	M	106.1	95.9	100.0	102.8	99.3	100.0
FITMENTS,		F	102.4	86.4	100.0	98.3	106.7	100.0
APPLIANCES		T	104.1	96.9	100.0	93.7	107.5	100.0
BOOKS, NEWSPRS.,	653	M	104.4	88.9	100.0	98.4	101.3	100.0
STATIONERY,		F	99.9	100.0	100.0	99.3	100.9	100.0
OFFICE SUPPS.		T	100.0	100.0	100.0	96.6	103.4	100.0
OTHER RETAIL	654/655	M	104.4	96.5	100.0	96.2	102.2	100.0
DISTRIBUTION		F	97.4	106.6	100.0	99.2	101.7	100.0
		T	98.4	101.6	100.0	93.2	106.0	100.0
VARIOUS NON-FOOD	656	M	95.2	101.9	100.0	88.8	104.4	100.0
PRODUCTS		F	100.8	98.0	100.0	98.1	106.9	100.0
		T	94.6	103.5	100.0	88.9	112.3	100.0
RETAIL TRADE	64/853-	M	102.0	97.9	100.0	92.3	107.1	100.0
	656	F	97.2	105.0	100.0	98.5	108.9	100.0
		T	99.1	101.1	100.0	97.5	118.2	100.0

TAB.C4

INDEX OF MEAN GROSS  
ANNUAL PAY OF FULL-TIME  
FEMALE EMPLOYEES  
ACCORDING TO ACTIVITY  
AND QUALIFICATION

( PAY OF FULL-TIME MALE = 100 )

INDICE DE LA REMUNERATION  
ANNUELLE BRUTE MOYENNE DES  
SALARIES FEMININS A TEMPS PLEIN  
SELON L ACTIVITE  
ET LA QUALIFICATION


( REM. DES SAL. MASC. A TEMPS PLEIN = 100 )

						S E X E	NACE	ACTIVITE
3A	3B	3	4A	4B	4			
100.0	100.0	100.0	100.0	100.0	100.0	M	611	MAT. PREM. AGR., ANIMAUX,
-	61.9	62.1	-	63.5	63.8	F		TEXTILES
100.0	100.0	100.0	100.0	100.0	100.0	M	612	COMBUSTIBLES,
-	73.7	74.7	-	67.8	66.5	F		MINERAIS,
100.0	100.0	100.0	100.0	100.0	100.0	M	613	PR. CHIMIQUES
-	70.6	72.1	-	64.4	64.7	F		BOIS, MATERIAUX DE CONSTR.
100.0	100.0	100.0	100.0	100.0	100.0	M	614	MACHINES,
-	74.3	74.5	-	72.6	72.7	F		VEHICULES
100.0	100.0	100.0	100.0	100.0	100.0	M	615	MEUBLES,
-	69.9	70.4	-	69.9	69.5	F		ART. MENAGERS QUINCAILLERIE
100.0	100.0	100.0	100.0	100.0	100.0	M	616	TEXTILE
-	68.3	70.4	70.8	68.3	69.7	F		HABILLEMENT, CHAUSSURES
100.0	100.0	100.0	100.0	100.0	100.0	M	617	PRODUITS ALIM.,
-	70.4	71.8	66.8#	66.6	67.6	F		BOISSONS, TABAC
-	-	-	-	-	-	M	617.6	PRODUITS DU
-	-	-	-	-	-	F		TABAC
100.0	100.0	100.0	100.0	100.0	100.0	M	618	PR. PHARM.,
-	69.6	70.2	77.9#	72.0	72.3	F		MEDICAUX, D'ENTRETIEN
-	-	-	-	-	-	M	618.1	PRODUITS
-	-	-	-	-	-	F		PHARM.
100.0	100.0	100.0	100.0	100.0	100.0	M	619	AUTRES COMMERCES
-	70.8	71.8	-	74.8	75.3	F		DE GROS
-	-	-	-	-	-	M	619.1/2	PAPIER, LIVRES,
-	-	-	-	-	-	F		JOURNEAUX
100.0	100.0	100.0	100.0	100.0	100.0	M	61	COMMERCE DE GROS
80.2#	71.6	72.4	70.2	69.2	69.5	F		
100.0	100.0	100.0	100.0	100.0	100.0	M	641/642	PR. ALIMENTAIRES,
65.3	99.1#	68.1	77.0	64.9	68.8	F		BOISSONS, TABAC
-	100.0	100.0	-	100.0	100.0	M	643	PHARMACIES
62.4	78.7	78.1	67.7#	65.9	65.4	F		
100.0	100.0	100.0	100.0	100.0#	100.0	M	644	ART. MEDICAUX,
72.0	-	74.2	80.0	-	78.0	F		PRODUITS D'ENTRETIEN
100.0	100.0	100.0	100.0	100.0	100.0	M	645	ARTICLES
75.6	74.3	75.9	74.4	69.1	72.0	F		D'HABILLEMENT
100.0	100.0	100.0	100.0	100.0	100.0	M	646	CHAUSSURES,
64.1	-	65.3	72.2	60.2	68.0	F		MARQUINERIE
100.0	100.0	100.0	100.0	100.0	100.0	M	647	TISSUS
74.1	78.4	78.1	63.8	67.7	67.0	F		D'AMEUBLEMENT
100.0	100.0	100.0	100.0	100.0	100.0	M	648/649	EQUIPEMENT DU
78.5	81.8	81.4	63.2	71.8	66.1	F		FOYER
100.0	100.0	100.0	100.0	100.0	100.0	M	653	LIVRES, JOURN.,
79.2	83.8	82.8	71.0	70.1	70.3	F		PAPIER, EQ. BUREAU
100.0	100.0	100.0	100.0	100.0	100.0	M	654/655	AUTRES COMMERCES
54.9	65.0	58.9	75.9	73.1	73.5	F		DE DETAIL
100.0	100.0	100.0	100.0	100.0	100.0	M	656	PRODUITS DIVERS
83.9	76.9	79.2	83.8	78.5	76.7	F		NON ALIMENT.
100.0	100.0	100.0	100.0	100.0	100.0	M	64/653-	COMMERCE DE
72.4	81.5	78.0	75.7	72.2	71.0	F	656	DETAIL



**Banking  
Banques**







TAB.A1

EMPLOYEES ACCORDING TO ACTIVITY,SEX,  
QUALIFICATION AND TYPE OF EMPLOYMENT

(THOUSANDS)		TYPE OF EMPLOYMENT: FULL-TIME								(MILLIERS)
ACTIVITY	NACE	SEX	QUALIFICATION							TOT.
			1	2	3	4	5	6	(*)	ENS.
CREDIT INSTS. WITH STAFF OF	812/813	M	-	0.1	0.1	0.6	3.4	0.4	-	4.5
CIV. SERV. STATUS		F	-	-	-	0.2	2.9	0.5	-	3.5
CREDIT INSTS. WITH STAFF OF		T	-	0.1	0.1	0.8	6.2	1.0	-	8.1
COLL. AGRT. STATUS		M	0.2	0.7	1.7	7.2	8.2	14.2	-	32.1
CREDIT INSTS. WITH STAFF OF		F	-	-	-	0.5	2.2	12.3	-	14.9
COLL. AGRT. STATUS		T	0.2	0.7	1.7	7.6	10.4	26.5	-	47.1
CREDIT INSTS. WITH STAFF OF		M	0.9	1.1	1.1	3.8	3.5	2.3	-	12.8
OTHER STATUS		F	-	0.1	0.2	0.8	4.0	5.4	-	10.3
CREDIT INSTS. WITH STAFF OF		T	0.9	1.2	1.3	4.6	7.5	7.7	-	23.1
OTHER STATUS		M	1.1	1.9	2.8	11.6	15.0	17.0	-	49.4
CREDIT INSTS. WITH STAFF OF		F	-	0.1	0.2	1.4	9.0	18.1	-	28.8
OTHER STATUS		T	1.1	2.0	3.0	13.0	24.0	35.1	-	78.3

(THOUSANDS)		TYPE OF EMPLOYMENT: PART-TIME								(MILLIERS)
ACTIVITY	NACE	SEX	QUALIFICATION							TOT.
			1	2	3	4	5	6	(*)	ENS.
CREDIT INSTS. WITH STAFF OF	812/813	M	-	-	-	-	-	0.1	-	0.2
CIV. SERV. STATUS		F	-	-	-	0.0	0.5	0.3	-	0.9
CREDIT INSTS. WITH STAFF OF		T	-	-	-	0.0	0.5	0.5	-	1.0
COLL. AGRT. STATUS		M	-	-	-	-	-	0.8	-	0.8
CREDIT INSTS. WITH STAFF OF		F	-	-	-	0.0	0.5	5.4	-	6.0
COLL. AGRT. STATUS		T	-	-	-	0.1	0.5	6.2	-	6.8
CREDIT INSTS. WITH STAFF OF		M	-	-	-	-	0.1	0.2	-	0.3
OTHER STATUS		F	-	-	-	0.1	0.6	1.8	-	2.4
CREDIT INSTS. WITH STAFF OF		T	-	-	-	0.1	0.6	1.9	-	2.7
OTHER STATUS		M	-	-	-	-	0.1	1.1	-	1.3
CREDIT INSTS. WITH STAFF OF		F	-	-	-	0.2	1.6	7.5	-	9.3
OTHER STATUS		T	-	-	-	0.2	1.7	8.6	-	10.6

(THOUSANDS)		TYPE OF EMPLOYMENT: ALL TYPES OF EMPLOYMENT								(MILLIERS)
ACTIVITY	NACE	SEX	QUALIFICATION							TOT.
			1	2	3	4	5	6	(*)	ENS.
CREDIT INSTS. WITH STAFF OF	812/813	M	-	0.1	0.1	0.6	3.4	0.6	-	4.7
CIV. SERV. STATUS		F	-	-	-	0.2	3.4	0.8	-	4.4
CREDIT INSTS. WITH STAFF OF		T	-	0.1	0.1	0.8	6.8	1.4	-	9.1
COLL. AGRT. STATUS		M	0.2	0.7	1.7	7.2	8.2	15.0	-	33.0
CREDIT INSTS. WITH STAFF OF		F	-	-	-	0.5	2.7	17.7	-	20.9
COLL. AGRT. STATUS		T	0.2	0.7	1.7	7.7	10.9	32.7	-	53.9
CREDIT INSTS. WITH STAFF OF		M	0.9	1.1	1.1	3.9	3.5	2.5	-	13.0
OTHER STATUS		F	-	0.1	0.2	0.8	4.6	7.1	-	12.8
CREDIT INSTS. WITH STAFF OF		T	0.9	1.2	1.3	4.7	8.1	9.6	-	25.8
OTHER STATUS		M	1.1	1.9	2.9	11.7	15.1	18.0	-	50.7
CREDIT INSTS. WITH STAFF OF		F	-	0.1	0.2	1.5	10.6	25.6	-	38.1
OTHER STATUS		T	1.1	2.0	3.1	13.2	25.8	43.7	-	88.8



TAB.A1

SALARIES SELON L ACTIVITE, LE SEXE, LA  
QUALIFICATION ET LE REGIME DE TRAVAIL

REGIME DE TRAVAIL: TEMPS PLEIN

QUALIFICATION								TOG. ENS.	SEX E	NACE	ACTIVITE
1	2	3	4	5	6	(*)					
-	1.1	1.3	13.6	74.0	9.5	-	100.0	M	812/813	INST. DE CREDIT DONT PERSONNEL ASS. FONCT. INST. DE CREDIT DONT PERSONNEL BEN.COMV.COLLECT. INST. DE CREDIT DONT PERSONNEL AUTRES STATUTS INSTITUTIONS DE CREDIT	
-	-	-	4.5	80.9	14.8	-	100.0	F			
-	0.6	0.7	9.6	77.0	11.8	-	100.0	M			
0.5	2.3	5.2	22.4	25.5	44.2	-	100.0	M			
-	-	-	3.1	14.6	82.1	-	100.0	F			
0.4	1.6	3.6	16.2	22.0	56.2	-	100.0	M			
6.8	9.0	8.7	30.1	27.2	18.3	-	100.0	T			
-	0.5	1.6	7.3	38.6	51.9	-	100.0	F			
3.8	5.2	5.5	19.9	32.3	33.3	-	100.0	T			
2.1	3.9	5.7	23.6	30.4	34.3	-	100.0	M			
-	0.2	0.7	4.8	31.3	63.0	-	100.0	F			
1.4	2.5	3.9	16.6	30.7	44.9	-	100.0	T			

QUALIFICATION								TOG. ENS.	SEX E	NACE	ACTIVITE
1	2	3	4	5	6	(*)					
-	-	-	4.2	59.6	86.1	-	100.0	M	812/813	INST. DE CREDIT DONT PERSONNEL ASS. FONCT. INST. DE CREDIT DONT PERSONNEL BEN.COMV.COLLECT. INST. DE CREDIT DONT PERSONNEL AUTRES STATUTS INSTITUTIONS DE CREDIT	
-	-	-	3.6	52.0	36.2	-	100.0	F			
-	-	-	-	-	44.4	-	100.0	T			
-	-	-	-	-	91.3	-	100.0	M			
-	-	-	0.8	8.3	90.9	-	100.0	F			
-	-	-	1.0	8.0	90.9	-	100.0	T			
-	-	-	-	21.4	64.0	-	100.0	M			
-	-	-	3.1	23.5	72.4	-	100.0	F			
-	-	-	3.4	23.3	71.6	-	100.0	T			
-	-	-	-	9.6	85.2	-	100.0	M			
-	-	-	1.7	17.1	80.9	-	100.0	F			
-	-	-	1.8	16.2	81.4	-	100.0	T			

QUALIFICATION								TOG. ENS.	SEX E	NACE	ACTIVITE
1	2	3	4	5	6	(*)					
-	1.1	1.3	13.1	71.8	12.3	-	100.0	M	812/813	INST. DE CREDIT DONT PERSONNEL ASS. FONCT. INST. DE CREDIT DONT PERSONNEL BEN.COMV.COLLECT. INST. DE CREDIT DONT PERSONNEL AUTRES STATUTS INSTITUTIONS DE CREDIT	
-	-	-	4.5	76.8	18.9	-	100.0	F			
-	0.6	0.6	8.9	74.1	15.5	-	100.0	T			
0.5	2.2	5.1	21.8	24.9	45.4	-	100.0	M			
-	-	-	2.5	12.8	84.6	-	100.0	F			
0.3	1.4	3.2	14.3	20.2	60.6	-	100.0	T			
0.7	8.8	8.6	29.6	27.1	19.1	-	100.0	M			
-	0.4	1.5	6.5	35.7	55.8	-	100.0	F			
3.4	4.7	5.1	18.2	31.4	37.3	-	100.0	T			
2.1	3.8	5.6	23.0	29.9	35.6	-	100.0	M			
-	0.2	0.6	4.0	27.9	67.3	-	100.0	F			
1.2	2.2	3.5	14.9	29.0	49.2	-	100.0	T			

TAB. A2

EMPLOYEES ACCORDING TO ACTIVITY, SEX,  
SIZE OF ENTERPRISE AND TYPE OF  
EMPLOYMENT

(%) TYPE OF EMPLOYMENT: FULL-TIME

ACTIVITY	NACE	SEX	SIZE OF ENTERPRISE (NUMBER OF EMPLOYEES)									
			10	20	50	100	200	500	1000	2000	>=	
			19	49	99	199	499	999	1999	4999	5000	
CREDIT INSTS. WITH STAFF OF CIV. SERV. STATUS		M	-	-	-	-	-	-	-	-	-	82.1
		F	-	-	-	-	-	-	-	-	-	86.4
		T	-	-	-	-	-	-	-	-	-	84.0
CREDIT INSTS. WITH STAFF OF COLL. AGRT. STATUS		M	-	-	1.2	-	-	-	-	-	-	77.7
		F	-	-	0.7	-	-	-	-	-	-	81.0
		T	-	-	1.0	-	-	-	-	-	-	78.7
CREDIT INSTS. WITH STAFF OF OTHER STATUS		M	19.3	23.8	13.8	4.7	16.3	-	-	-	-	-
		F	22.2	30.6	17.3	3.9	11.2	-	-	-	-	-
		T	20.6	26.9	15.4	4.4	14.1	-	-	-	-	-
CREDIT INSTITUTIONS	812/813	M	5.0	6.1	4.3	2.8	6.6	3.0	11.7	2.5	58.0	58.0
		F	8.0	11.0	6.6	2.5	5.9	3.4	7.8	2.3	52.6	52.6
		T	6.1	7.9	5.1	2.7	6.3	3.1	10.2	2.4	56.0	56.0

(%) TYPE OF EMPLOYMENT: PART-TIME

ACTIVITY	NACE	SEX	SIZE OF ENTERPRISE (NUMBER OF EMPLOYEES)									
			10	20	50	100	200	500	1000	2000	>=	
			19	49	99	199	499	999	1999	4999	5000	
CREDIT INSTS. WITH STAFF OF CIV. SERV. STATUS		M	-	-	-	-	-	-	-	-	-	92.7
		F	-	-	-	-	-	-	-	-	-	64.5
		T	-	-	-	-	-	-	-	-	-	69.1
CREDIT INSTS. WITH STAFF OF COLL. AGRT. STATUS		M	-	-	-	-	-	-	-	-	-	80.6
		F	-	-	-	-	-	-	-	-	-	80.6
		T	-	-	-	-	-	-	-	-	-	80.6
CREDIT INSTS. WITH STAFF OF OTHER STATUS		M	24.0	-	36.9	-	-	-	-	-	-	-
		F	30.5	29.5	15.9	3.3	11.2	-	-	-	-	-
		T	29.8	28.4	17.8	3.2	10.5	-	-	-	-	-
CREDIT INSTITUTIONS	812/813	M	4.7	-	7.7	-	-	4.0	8.1	-	-	66.5
		F	8.0	7.7	4.6	1.5	4.5	2.2	10.1	3.3	58.0	58.0
		T	7.6	7.2	5.0	1.6	4.1	2.5	9.9	3.1	59.0	59.0

(%) TYPE OF EMPLOYMENT: ALL TYPES OF EMPLOYMENT

ACTIVITY	NACE	SEX	SIZE OF ENTERPRISE (NUMBER OF EMPLOYEES)									
			10	20	50	100	200	500	1000	2000	>=	
			19	49	99	199	499	999	1999	4999	5000	
CREDIT INSTS. WITH STAFF OF CIV. SERV. STATUS		M	-	-	-	-	-	-	-	-	-	82.5
		F	-	-	-	-	-	-	-	-	-	82.1
		T	-	-	-	-	-	-	-	-	-	82.3
CREDIT INSTS. WITH STAFF OF COLL. AGRT. STATUS		M	-	-	1.2	-	-	-	-	-	-	77.7
		F	-	-	0.7	-	-	-	-	-	-	80.9
		T	-	-	1.0	-	-	-	-	-	-	78.9
CREDIT INSTS. WITH STAFF OF OTHER STATUS		M	18.4	23.7	14.3	4.7	16.1	-	-	-	-	-
		F	23.8	30.4	17.0	3.8	11.2	-	-	-	-	-
		T	21.6	27.0	15.6	4.2	13.7	-	-	-	-	-
CREDIT INSTITUTIONS	812/813	M	5.0	6.1	4.4	2.8	6.5	3.0	11.6	2.5	58.2	58.2
		F	8.0	10.2	6.1	2.2	5.6	3.1	8.4	2.6	53.9	53.9
		T	6.3	7.8	5.1	2.6	6.1	3.0	10.2	2.5	56.4	56.4

TAB. A2

SALARIES SELON L ACTIVITE, LE SEXE  
LA TAILLE DE L ENTREPRISE ET LE  
REGIME DE TRAVAIL

REGIME DE TRAVAIL: TEMPS PLEIN

(%)

TAILLE DE L ENTREPRISE (NOMBRE DE SALARIES)							S E X E	NACE	ACTIVITE
10	50	100	200	500	>=	TOT.			
49	99	199	499	999	1000	(*) ENS.			
-	-	-	-	-	-	100.0	M		INST. DE CREDIT
-	-	-	-	-	-	100.0	F		DONT PERSONNEL
-	-	-	-	-	-	100.0	T		ASS. FONCT.
-	1.2	-	-	-	-	100.0	M		INST. DE CREDIT
-	0.7	-	-	-	-	100.0	F		DONT PERSONNEL
-	1.0	-	-	-	-	100.0	T		BEN. CONV. COLLECT.
43.1	13.8	4.7	16.3	-	-	100.0	M		INST. DE CREDIT
52.8	17.3	3.9	11.2	-	-	100.0	F		DONT PERSONNEL
47.4	15.4	4.4	14.1	-	-	100.0	T		AUTRES STATUTS
11.1	4.3	2.8	6.6	3.0	72.2	100.0	M	812/813	INSTITUTIONS
18.9	6.6	2.5	5.9	3.4	62.7	100.0	F		DE CREDIT
14.0	5.1	2.7	6.3	3.1	68.7	100.0	T		

REGIME DE TRAVAIL: TEMPS PARTIEL

(%)

TAILLE DE L ENTREPRISE (NOMBRE DE SALARIES)							S E X E	NACE	ACTIVITE
10	50	100	200	500	>=	TOT.			
49	99	199	499	999	1000	(*) ENS.			
-	-	-	-	-	-	100.0	M		INST. DE CREDIT
-	-	-	-	-	-	100.0	F		DONT PERSONNEL
-	-	-	-	-	-	100.0	T		ASS. FONCT.
-	-	-	-	-	-	100.0	M		INST. DE CREDIT
-	-	-	-	-	-	100.0	F		DONT PERSONNEL
-	-	-	-	-	-	100.0	T		BEN. CONV. COLLECT.
41.1	36.9	-	-	-	-	100.0	M		INST. DE CREDIT
60.0	15.9	3.3	11.2	2.3	7.4	100.0	F		DONT PERSONNEL
58.2	17.8	3.2	10.5	2.3	8.0	100.0	T		AUTRES STATUTS
8.0	7.7	-	-	4.0	76.4	100.0	M	812/813	INSTITUTIONS
15.7	4.6	1.5	4.5	2.2	71.5	100.0	F		DE CREDIT
14.8	5.0	1.6	4.1	2.5	72.1	100.0	T		

REGIME DE TRAVAIL: ENS. DES REGIMES DE TRAVAIL

(%)

TAILLE DE L ENTREPRISE (NOMBRE DE SALARIES)							S E X E	NACE	ACTIVITE
10	50	100	200	500	>=	TOT.			
49	99	199	499	999	1000	(*) ENS.			
-	-	-	-	-	-	100.0	M		INST. DE CREDIT
-	-	-	-	-	-	100.0	F		DONT PERSONNEL
-	-	-	-	-	-	100.0	T		ASS. FONCT.
-	1.2	-	-	-	-	100.0	M		INST. DE CREDIT
-	0.7	-	-	-	-	100.0	F		DONT PERSONNEL
-	1.0	-	-	-	-	100.0	T		BEN. CONV. COLLECT.
43.0	14.3	4.7	16.1	-	-	100.0	M		INST. DE CREDIT
54.2	17.0	3.8	11.2	-	-	100.0	F		DONT PERSONNEL
48.6	15.6	4.2	13.7	-	-	100.0	T		AUTRES STATUTS
11.0	4.4	2.8	6.5	3.0	72.3	100.0	M	812/813	INSTITUTIONS
18.1	6.1	2.2	5.6	3.1	64.9	100.0	F		DE CREDIT
14.1	5.1	2.6	6.1	3.0	69.1	100.0	T		

TAB. A3

EMPLOYEES ACCORDING TO ACTIVITY, SEX,  
AGE AND TYPE OF EMPLOYMENT.

(%) TYPE OF EMPLOYMENT: FULL-TIME

ACTIVITY	NACE	SEX	AGE (COMPLETED YEARS)												T06. ENS.
			< 16	16	18	21	25	30	35	40	45	50	55	>= 60	
			16	17	20	24	29	34	39	44	49	54	59	60	
CREDIT INSTS.	812/813	M	-	-	7.6	13.5	15.4	10.9	10.8	12.1	10.4	8.2	6.0	4.4	100.0
WITH STAFF OF		F	-	4.3	35.9	30.0	9.0	3.3	2.5	2.7	2.3	4.2	3.1	2.7	100.0
CIV. SERV. STATUS		T	-	2.3	20.0	20.7	12.6	7.5	7.2	8.0	6.8	6.5	4.7	3.7	100.0
CREDIT INSTS.		M	-	1.3	8.9	15.6	17.1	11.0	7.9	7.6	9.3	8.8	7.3	5.1	100.0
WITH STAFF OF		F	-	7.2	36.4	28.9	12.4	3.0	2.7	2.3	2.8	2.4	1.2	0.5	100.0
COLL. AGRT. STATUS		T	-	3.2	17.6	19.8	15.6	8.5	6.3	6.0	7.2	6.8	5.4	3.7	100.0
CREDIT INSTS.		M	-	1.2	8.1	14.3	23.2	17.7	9.9	7.4	5.7	5.5	4.1	2.9	100.0
WITH STAFF OF		F	-	8.4	39.5	33.5	9.9	2.3	2.0	1.5	1.0	1.0	-	-	100.0
OTHER STATUS		T	-	4.4	22.1	22.9	17.3	10.8	6.4	4.7	3.6	3.5	2.4	1.7	100.0
CREDIT INSTS.		M	-	1.2	8.6	15.1	18.5	12.7	8.7	8.0	8.5	7.9	6.4	4.5	100.0
INSTITUTIONS		F	-	7.3	37.4	30.7	11.1	2.8	2.4	2.1	2.1	2.1	1.1	0.7	100.0
		T	-	3.5	19.2	20.8	15.8	9.1	6.4	5.8	6.1	5.8	4.4	3.1	100.0

(%) TYPE OF EMPLOYMENT: PART-TIME

ACTIVITY	NACE	SEX	AGE (COMPLETED YEARS)												T06. ENS.
			< 16	16	18	21	25	30	35	40	45	50	55	>= 60	
			16	17	20	24	29	34	39	44	49	54	59	60	
CREDIT INSTS.	812/813	M	-	-	-	-	33.1	-	-	-	-	-	-	-	100.0
WITH STAFF OF		F	-	20.3	-	6.0	6.8	7.0	13.9	13.4	6.8	11.7	-	-	100.0
CIV. SERV. STATUS		T	-	18.0	-	5.0	11.1	8.1	15.4	12.3	7.3	10.9	4.6	-	100.0
CREDIT INSTS.		M	-	28.1	6.5	9.3	10.3	10.5	-	-	-	-	9.5	8.4	100.0
WITH STAFF OF		F	1.2	11.0	3.1	12.2	14.6	8.1	10.1	12.6	11.6	9.0	5.4	1.1	100.0
COLL. AGRT. STATUS		T	1.1	13.2	3.6	11.8	14.0	8.4	9.3	11.4	10.7	8.5	5.9	2.0	100.0
CREDIT INSTS.		M	-	-	-	-	-	-	-	-	-	-	19.1	31.3	100.0
WITH STAFF OF		F	-	4.1	4.7	14.8	17.9	13.5	6.9	11.2	9.0	8.7	4.4	3.0	100.0
OTHER STATUS		T	-	3.7	4.5	14.2	16.5	13.2	6.5	10.9	8.9	8.5	5.7	5.6	100.0
CREDIT INSTS.		M	-	19.7	4.8	7.9	11.9	10.9	5.9	4.9	5.8	5.7	10.2	11.8	100.0
INSTITUTIONS		F	1.1	10.1	3.4	12.3	14.7	9.4	9.6	12.3	10.5	9.2	5.1	1.7	100.0
		T	1.1	11.3	3.6	11.7	14.4	9.6	9.2	11.4	9.9	8.8	5.8	3.0	100.0

(%) TYPE OF EMPLOYMENT: ALL TYPES OF EMPLOYMENT

ACTIVITY	NACE	SEX	AGE (COMPLETED YEARS)												T06. ENS.
			< 16	16	18	21	25	30	35	40	45	50	55	>= 60	
			16	17	20	24	29	34	39	44	49	54	59	60	
CREDIT INSTS.	812/813	M	-	-	7.4	13.0	16.0	11.0	11.3	11.9	10.3	8.2	5.8	4.2	100.0
WITH STAFF OF		F	-	7.5	29.2	25.3	8.5	4.0	4.7	4.8	3.2	5.7	3.5	2.7	100.0
CIV. SERV. STATUS		T	-	4.1	17.9	18.9	12.4	7.6	8.1	8.5	6.9	7.0	4.7	3.5	100.0
CREDIT INSTS.		M	-	2.0	8.8	15.4	16.9	11.0	7.8	7.5	9.1	8.7	7.4	5.2	100.0
WITH STAFF OF		F	0.4	8.3	26.9	24.1	13.0	4.5	4.8	5.3	5.3	4.3	2.4	0.6	100.0
COLL. AGRT. STATUS		T	0.2	4.5	15.8	18.8	15.4	8.5	6.7	6.7	7.7	7.0	5.4	3.5	100.0
CREDIT INSTS.		M	-	1.2	8.0	14.1	22.8	17.6	9.8	7.4	5.7	5.5	4.4	3.4	100.0
WITH STAFF OF		F	-	7.6	32.8	30.0	11.4	4.4	2.9	3.3	2.5	2.5	1.1	0.9	100.0
OTHER STATUS		T	-	4.4	20.3	22.0	17.2	11.1	6.4	5.4	4.2	4.0	2.8	2.1	100.0
CREDIT INSTS.		M	-	1.7	8.5	14.9	18.3	12.7	8.6	7.9	8.4	7.8	6.5	4.7	100.0
INSTITUTIONS		F	0.3	8.0	29.1	26.2	12.0	4.4	4.2	4.6	4.2	3.8	2.1	1.0	100.0
		T	0.1	4.4	17.3	19.7	15.6	9.1	6.7	6.5	6.6	6.1	4.6	3.1	100.0

TAB. A3

SALARIES SELON L'ACTIVITE, LE SEXE,  
L'AGE ET LE REGIME DE TRAVAIL.

REGIME DE TRAVAIL: TEMPS PLEIN

(%)

AGE (ANNEES REVOLUES)							S E X E	NACE	ACTIVITE
< 21	21 - 29	30 - 44	45 - 54	>= 55	(°)	TOT. EMS.			
8.3	28.9	33.8	18.6	10.4	-	100.0	M	812/813	INST. DE CREDIT DONT PERSONNEL DONT PERSONNEL ASS. FONCT. INST. DE CREDIT DONT PERSONNEL BEN. CONV. COLLECT. INST. DE CREDIT DONT PERSONNEL AUTRES STATUTS INSTITUTIONS DE CREDIT
40.3	39.0	8.4	6.5	5.8	-	100.0	F		
22.3	33.3	22.7	13.3	8.4	-	100.0	T		
10.2	32.7	26.6	18.1	12.5	-	100.0	M		
43.6	41.4	8.1	5.2	1.7	-	100.0	F		
20.8	35.4	20.7	14.0	8.0	-	100.0	T		
9.3	37.5	35.0	11.2	7.0	-	100.0	M		
48.0	43.4	5.7	2.0	0.8	-	100.0	F		
26.6	40.1	21.9	7.1	4.2	-	100.0	T		
9.8	33.6	29.4	16.4	10.8	-	100.0	M		
44.7	41.8	7.3	4.3	1.9	-	100.0	F		
22.7	36.6	21.3	11.9	7.5	-	100.0	T		

## REGIME DE TRAVAIL: TEMPS PARTIEL

(%)

AGE (ANNEES REVOLUES)							S E X E	NACE	ACTIVITE
< 21	21 - 29	30 - 44	45 - 54	>= 55	(°)	TOT. EMS.			
26.3	33.1	43.1	18.5	8.1	-	100.0	M	812/813	INST. DE CREDIT DONT PERSONNEL DONT PERSONNEL ASS. FONCT. INST. DE CREDIT DONT PERSONNEL BEN. CONV. COLLECT. INST. DE CREDIT DONT PERSONNEL AUTRES STATUTS INSTITUTIONS DE CREDIT
23.1	16.1	35.7	18.2	6.9	-	100.0	F		
35.2	19.6	17.6	9.7	18.0	-	100.0	T		
15.4	26.7	30.8	20.6	6.5	-	100.0	M		
17.9	25.8	29.1	19.2	8.0	-	100.0	F		
8.8	32.7	31.6	17.7	50.4	-	100.0	T		
8.2	30.7	30.6	17.4	7.3	-	100.0	M		
25.0	19.8	21.7	11.6	11.4	-	100.0	F		
14.7	27.0	31.3	19.7	6.9	-	100.0	T		
15.9	26.1	30.1	18.7	8.7	-	100.0	M		

## REGIME DE TRAVAIL: EMS. DES REGIMES DE TRAVAIL

(%)

AGE (ANNEES REVOLUES)							S E X E	NACE	ACTIVITE
< 21	21 - 29	30 - 44	45 - 54	>= 55	(°)	TOT. EMS.			
8.2	29.0	34.1	18.5	10.0	-	100.0	M	812/813	INST. DE CREDIT DONT PERSONNEL DONT PERSONNEL ASS. FONCT. INST. DE CREDIT DONT PERSONNEL BEN. CONV. COLLECT. INST. DE CREDIT DONT PERSONNEL AUTRES STATUTS INSTITUTIONS DE CREDIT
37.5	33.8	13.6	8.9	6.3	-	100.0	F		
22.4	31.3	24.2	13.9	8.2	-	100.0	T		
10.9	32.3	26.3	17.9	12.6	-	100.0	M		
35.5	37.2	14.6	9.6	3.1	-	100.0	F		
20.4	34.2	21.8	14.7	8.9	-	100.0	T		
9.2	37.0	34.8	11.2	7.8	-	100.0	M		
40.5	41.4	10.6	5.0	2.0	-	100.0	F		
24.7	39.1	22.8	8.2	4.9	0.3	100.0	T		
10.2	33.2	29.2	16.2	11.1	-	100.0	M		
37.4	38.2	13.1	8.0	3.1	-	100.0	F		
21.9	35.3	22.3	12.7	7.7	0.1	100.0	T		

**TAB. A4**

EMPLOYEES ACCORDING TO ACTIVITY, SEX,  
LENGTH OF SERVICE IN ENTERPRISE AND  
TYPE OF EMPLOYMENT

(%)

ACTIVITY	NACE	SEX	TYPE OF EMPLOYMENT					REGIME DE TRAVAIL		TYPE OF EMPLOYMENT		
			FULL-TIME					TEMPS PLEIN		PART-TIME		
			LENGTH OF SERVICE IN ENTERPRISE (COMPLETED YEARS)									
< 2	2-4	5-8	10-19	>= 20	(*)	TOT. ENS.	< 2	2-4	5-8			
CREDIT INSTS. WITH STAFF OF CIV. SERV. STATUS		M	13.9	20.6	13.1	26.4	26.0	-	100.0	-	48.7	-
		F	21.7	47.0	13.8	11.4	6.0	-	100.0	28.4	33.1	18.7
CREDIT INSTS. WITH STAFF OF COLL. AGRT. STATUS		M	17.3	32.1	13.5	19.8	17.2	-	100.0	27.8	35.8	19.5
		F	22.5	21.9	19.5	17.6	18.4	-	100.0	63.7	22.1	10.1
CREDIT INSTS. WITH STAFF OF OTHER STATUS		M	41.3	32.7	17.4	5.4	3.1	-	100.0	40.4	32.4	20.4
		F	28.4	25.4	18.9	13.7	13.6	-	100.0	43.3	31.1	19.1
CREDIT INSTS. WITH STAFF OF OTHER STATUS		M	24.5	31.1	24.0	13.4	6.7	-	100.0	34.7	31.3	-
		F	41.8	39.6	14.8	2.7	0.7	-	100.0	38.6	29.9	24.0
CREDIT INSTITUTIONS	812/813	M	32.2	34.9	19.9	8.6	4.0	0.3	100.0	38.2	30.0	23.0
		F	22.2	24.2	20.1	17.3	16.1	-	100.0	52.2	27.6	12.5
		M	39.1	37.0	16.1	5.2	2.6	-	100.0	38.9	31.8	21.2
		F	28.4	28.8	18.6	12.8	11.1	0.1	100.0	40.5	31.3	20.1

**TAB. A5**

EMPLOYEES ACCORDING TO ACTIVITY, SEX,  
SYSTEM OF PAYMENT AND TYPE OF EMPLOYMENT

(%)

ACTIVITY	NACE	SEX	TYPE OF EMPLOYMENT					REGIME DE TRAVAIL		TYPE OF EMPLOYMENT			
			FULL-TIME					TEMPS PLEIN		PART-TIME			
			SYSTEM OF PAYMENT										
PAID ON COMM.	REM. A LA COM.	NOT PAID ON COMM.	NON REM A LA COM.	(*)	TOT. ENS.	PAID ON COMM.	REM. A LA COM.	NOT PAID ON COMM.	NON REM A LA COM.				
CREDIT INSTS. WITH STAFF OF CIV. SERV. STATUS		M	-	-	-	-	100.0	100.0	-	-	-	-	-
		F	-	-	-	-	100.0	100.0	-	-	-	-	-
CREDIT INSTS. WITH STAFF OF COLL. AGRT. STATUS		M	-	-	-	-	100.0	100.0	-	-	-	-	-
		F	-	-	-	-	100.0	100.0	-	-	-	-	-
CREDIT INSTS. WITH STAFF OF OTHER STATUS		M	-	-	-	-	100.0	100.0	-	-	-	-	-
		F	-	-	-	-	100.0	100.0	-	-	-	-	-
CREDIT INSTITUTIONS	812/813	M	-	-	-	-	100.0	100.0	-	-	-	-	-
		F	-	-	-	-	100.0	100.0	-	-	-	-	-
		M	-	-	-	-	100.0	100.0	-	-	-	-	-
		F	-	-	-	-	100.0	100.0	-	-	-	-	-

TAB. A4

SALARIES SELON L ACTIVITE, LE SEXE,  
L ANCIENNETE DANS L ENTREPRISE ET  
LE REGIME DE TRAVAIL

(%)

REGIME DE TRAVAIL		ALLTYPES		ENS. DES REGIMES						S E X E	MACE	ACTIVITE
TEMPS PARTIEL		OF EMPLOYMENT		DE TRAVAIL								
ANCIENNETE DANS L ENTREPRISE (ANNEES REVOLUES)												
10	>=	(*)	TOT.	<	2	5	10	>=	(*)	TOT.		
19	20		ENS.	2	4	9	19	20		ENS.		
			100.0	14.2	21.6	13.5	25.7	25.1		100.0	M	INST. DE CREDIT DONT PERSONNEL ASS. FONCT. INST. DE CREDIT DONT PERSONNEL BEN. CONV. COLLECT. INST. DE CREDIT DONT PERSONNEL AUTRES STATUTS INSTITUTIONS DE CREDIT
18.1			100.0	23.2	44.2	14.9	12.8	4.9		100.0	F	
16.2			100.0	18.5	32.6	14.1	19.4	15.3		100.0	T	
			100.0	23.5	21.9	19.3	17.2	18.0		100.0	M	
5.5	1.3		100.0	41.1	32.6	18.3	5.4	2.6		100.0	F	
5.1	1.4		100.0	30.3	26.1	18.9	12.6	12.0		100.0	T	
			100.0	24.7	31.2	23.8	13.3	6.8		100.0	M	
5.8			100.0	41.1	37.8	16.6	3.3	0.6	0.6	100.0	F	
6.0			100.0	32.8	34.4	20.2	8.4	3.7	0.4	100.0	T	
			100.0	33.0	24.3	19.9	17.0	15.8		100.0	M	
6.8	1.0		100.0	39.0	35.7	17.3	5.6	2.2	0.2	100.0	F	
6.4	1.3		100.0	29.8	29.2	18.8	12.1	10.0	0.1	100.0	T	

TAB. A5

EMPLOYES SELON L ACTIVITE, LE SEXE,  
LE SYSTEME DE REMUNERATION ET LE  
REGIME DE TRAVAIL

(%)

REGIME DE TRAVAIL		ALLTYPES		ENS. DES REGIMES						S E X E	MACE	ACTIVITE
TEMPS PARTIEL		OF EMPLOYMENT		DE TRAVAIL								
SYSTEME DE REMUNERATION												
(*)	TOT.	PAID	REM.	NOT	NON	(*)	TOT.					
	ENS.	ON	A LA	PAID	REM		ENS.					
		COMM.	COM.	ON	A LA							
			COM.	COMM.	COM.							
100.0	100.0	-	-	-	-	100.0	100.0	M	812/813	INST. DE CREDIT DONT PERSONNEL ASS. FONCT. INST. DE CREDIT DONT PERSONNEL BEN. CONV. COLLECT. INST. DE CREDIT DONT PERSONNEL AUTRES STATUTS INSTITUTIONS DE CREDIT		
100.0	100.0	-	-	-	-	100.0	100.0	F				
100.0	100.0	-	-	-	-	100.0	100.0	T				
100.0	100.0	-	-	-	-	100.0	100.0	M				
100.0	100.0	-	-	-	-	100.0	100.0	F				
100.0	100.0	-	-	-	-	100.0	100.0	T				
100.0	100.0	-	-	-	-	100.0	100.0	M				
100.0	100.0	-	-	-	-	100.0	100.0	F				
100.0	100.0	-	-	-	-	100.0	100.0	T				
100.0	100.0	-	-	-	-	100.0	100.0	M				
100.0	100.0	-	-	-	-	100.0	100.0	F				
100.0	100.0	-	-	-	-	100.0	100.0	T				

TAB.A6

AGE : MEAN (M) AND COEFFICIENT OF VARIATION (CV) ACCORDING TO ACTIVITY, SEX, QUALIFICATION AND TYPE OF EMPLOYMENT

M TYPE OF EMPLOYMENT: FULL-TIME

ACTIVITY	NACE	SEX	QUALIFICATION							TOG. ENS.
			1	2	3	4	5	6	(*)	
CREDIT INSTS. WITH STAFF OF CIV. SERV. STATUS	812/813	M	-	42.2	40.6#	40.7	33.5	32.0	-	34.6
CREDIT INSTS. WITH STAFF OF COLL. AGRT. STATUS		F	-	-	-	34.7	24.7	19.4	-	24.4
CREDIT INSTS. WITH STAFF OF OTHER STATUS		T	-	42.1	40.6#	39.5	28.4	25.1	-	30.1
CREDIT INSTS. WITH STAFF OF CIV. SERV. STATUS		M	47.3	45.3	43.9	40.2	34.3	28.7	-	34.0
CREDIT INSTS. WITH STAFF OF COLL. AGRT. STATUS		F	-	-	-	37.7	27.8	20.8	-	22.4
CREDIT INSTS. WITH STAFF OF OTHER STATUS		T	47.3	45.3	43.9	40.0	33.0	25.0	-	30.3
CREDIT INSTS. WITH STAFF OF CIV. SERV. STATUS		M	43.8	34.3	33.8	30.8	28.8	28.2	-	31.3
CREDIT INSTS. WITH STAFF OF COLL. AGRT. STATUS		F	-	28.9#	23.9#	24.8	21.0	19.4	-	20.6
CREDIT INSTS. WITH STAFF OF OTHER STATUS		T	43.8	34.0	32.6	29.9	24.7	22.0	-	26.5
CREDIT INSTITUTIONS		M	44.5	38.7	38.9	37.1	32.8	28.7	-	33.3
		F	-	28.5#	26.8#	30.4	23.8	20.3	-	22.0
		T	44.6	38.4	38.1	36.4	28.5	24.4	-	29.1

M TYPE OF EMPLOYMENT: PART-TIME

ACTIVITY	NACE	SEX	QUALIFICATION							TOG. ENS.
			1	2	3	4	5	6	(*)	
CREDIT INSTS. WITH STAFF OF CIV. SERV. STATUS	812/813	M	-	-	-	-	-	33.4	-	32.2
CREDIT INSTS. WITH STAFF OF COLL. AGRT. STATUS		F	-	-	-	35.4	37.5	24.0#	-	32.5
CREDIT INSTS. WITH STAFF OF OTHER STATUS		T	-	-	-	35.9	36.9	27.0	-	32.5
CREDIT INSTS. WITH STAFF OF CIV. SERV. STATUS		M	-	-	-	-	-	29.5	-	30.2
CREDIT INSTS. WITH STAFF OF COLL. AGRT. STATUS		F	-	-	-	35.9#	33.0	32.7	-	32.8
CREDIT INSTS. WITH STAFF OF OTHER STATUS		T	-	-	-	38.0#	33.1	32.3	-	32.5
CREDIT INSTS. WITH STAFF OF CIV. SERV. STATUS		M	-	-	-	-	-	50.5	-	46.6
CREDIT INSTS. WITH STAFF OF COLL. AGRT. STATUS		F	-	-	-	35.1#	29.1	34.1	-	32.9
CREDIT INSTS. WITH STAFF OF OTHER STATUS		T	-	-	-	36.3#	29.9	35.5	-	34.2
CREDIT INSTITUTIONS		M	-	-	-	-	-	34.4#	-	33.7
		F	-	-	-	35.4	33.1	32.7	-	32.8
		T	-	-	-	36.8	33.2	32.7	-	32.8

M TYPE OF EMPLOYMENT: ALL TYPES OF EMPLOYMENT

ACTIVITY	NACE	SEX	QUALIFICATION							TOG. ENS.
			1	2	3	4	5	6	(*)	
CREDIT INSTS. WITH STAFF OF CIV. SERV. STATUS	812/813	M	-	42.2	40.6#	40.7	33.4	32.3	-	34.5
CREDIT INSTS. WITH STAFF OF COLL. AGRT. STATUS		F	-	-	-	34.8	26.7	21.1	-	26.0
CREDIT INSTS. WITH STAFF OF OTHER STATUS		T	-	42.1	40.6#	39.3	30.0	25.7	-	30.4
CREDIT INSTS. WITH STAFF OF CIV. SERV. STATUS		M	47.3	45.3	43.9	40.2	34.3	28.7	-	33.9
CREDIT INSTS. WITH STAFF OF COLL. AGRT. STATUS		F	-	-	-	37.5	28.8	24.4	-	25.3
CREDIT INSTS. WITH STAFF OF OTHER STATUS		T	47.3	45.3	43.8	40.0	33.0	26.4	-	30.8
CREDIT INSTS. WITH STAFF OF CIV. SERV. STATUS		M	43.8	34.3	34.0	30.9	29.0	28.6	-	31.6
CREDIT INSTS. WITH STAFF OF COLL. AGRT. STATUS		F	-	28.9#	24.1#	25.9	22.0	22.9	-	22.9
CREDIT INSTS. WITH STAFF OF OTHER STATUS		T	43.8	34.0	32.6	30.0	25.1	24.7	-	27.3
CREDIT INSTITUTIONS		M	44.5	38.7	38.9	37.1	32.9	29.0	-	33.3
		F	-	29.5#	26.6#	30.9	25.2	23.9	-	24.6
		T	44.6	38.4	39.0	36.4	29.7	26.0	-	29.6



TAB.A6

AGE : MOYENNE (M) ET COEFFICIENT  
DE VARIATION (CV) SELON L ACTIVITE,  
LE SEXE, LA QUALIFICATION ET  
LE REGIME DE TRAVAIL

REGIME DE TRAVAIL: TEMPS PLEIN

CV

QUALIFICATION								S E X E	NACE	ACTIVITE
1	2	3	4	5	6	(*)	TOT. ENS.			
-	21.0	27.3#	24.8	37.8	36.3	-	36.2	M	812/813	INST. DE CREDIT , DONT PERSONNEL ASS. FONCT. INST. DE CREDIT DONT PERSONNEL BEN. CONV. COLLECT. INST. DE CREDIT DONT PERSONNEL AUTRES STATUTS INSTITUTIONS DE CREDIT
-	-	-	48.7	47.4	36.1	-	48.4	F		
-	21.0	27.3#	30.6	44.1	45.0	-	43.9	T		
15.1	19.1	21.9	27.0	35.0	47.0	-	39.5	M		
-	-	-	28.1	40.1	36.3	-	40.7	F		
15.1	19.1	21.9	27.1	36.8	47.2	-	44.1	T		
21.7	26.3	28.9	29.1	38.5	48.6	-	36.4	M		
-	22.6#	37.8#	36.6	33.4	29.5	-	33.3	F		
21.7	26.4	31.5	31.0	40.3	44.5	-	41.5	T		
20.8	26.7	27.2	30.0	37.0	47.0	-	38.7	M		
-	24.4#	40.7#	40.7	42.6	34.8	-	40.3	F		
20.8	27.0	29.0	31.5	41.6	47.0	-	43.0	T		

REGIME DE TRAVAIL: TEMPS PARTIEL

CV

QUALIFICATION								S E X E	NACE	ACTIVITE
1	2	3	4	5	6	(*)	TOT. ENS.			
-	-	-	28.4	35.4	25.8	-	30.0	M	812/813	INST. DE CREDIT DONT PERSONNEL ASS. FONCT. INST. DE CREDIT DONT PERSONNEL BEN. CONV. COLLECT. INST. DE CREDIT DONT PERSONNEL AUTRES STATUTS INSTITUTIONS DE CREDIT
-	-	-	28.9	36.5	49.4#	-	43.7	F		
-	-	-	-	-	43.6	-	41.8	T		
-	-	-	-	-	55.2	-	53.8	M		
-	-	-	32.3#	36.1	39.5	-	39.1	F		
-	-	-	29.6#	37.0	41.6	-	41.1	T		
-	-	-	-	-	24.5	-	30.9	M		
-	-	-	36.2#	35.4	36.9	-	37.3	F		
-	-	-	35.9#	37.6	37.7	-	38.4	T		
-	-	-	-	46.2#	50.2	-	48.9	M		
-	-	-	33.4	37.3	39.6	-	39.1	F		
-	-	-	32.6	38.1	41.2	-	40.5	T		

REGIME DE TRAVAIL: ENS. DES REGIMES DE TRAVAIL

CV

QUALIFICATION								S E X E	NACE	ACTIVITE
1	2	3	4	5	6	(*)	TOT. ENS.			
-	21.0	27.3#	24.8	37.8	33.8	-	36.1	M	812/813	INST. DE CREDIT DONT PERSONNEL ASS. FONCT. INST. DE CREDIT DONT PERSONNEL BEN. CONV. COLLECT. INST. DE CREDIT DONT PERSONNEL AUTRES STATUTS INSTITUTIONS DE CREDIT
-	-	-	45.5	48.1	44.6	-	49.0	F		
-	21.0	27.3#	30.6	43.8	44.6	-	43.7	T		
15.1	19.0	22.0	27.0	35.0	47.5	-	39.9	M		
-	-	-	28.5	39.9	45.0	-	44.7	F		
15.1	19.0	21.9	27.1	36.8	47.2	-	43.8	T		
21.6	26.3	29.3	29.2	38.8	49.6	-	36.9	M		
-	22.6#	35.8#	38.5	36.2	44.3	-	41.3	F		
21.6	26.4	31.9	31.3	40.5	48.1	-	42.1	T		
20.8	26.7	27.3	30.0	37.1	47.4	-	39.0	M		
-	24.4#	39.2#	40.1	43.7	45.0	-	44.7	F		
20.8	27.0	28.3	31.5	41.4	47.4	-	43.7	T		

TAB.A7

LENGTH OF SERVICE IN ENTERPRISE :  
MEAN (M) AND COEFFICIENT OF VARIATION  
(CV) ACCORDING TO ACTIVITY, SEX,  
QUALIFICATION AND TYPE OF EMPLOYMENT

M TYPE OF EMPLOYMENT: FULL-TIME

ACTIVITY	NACE	SEX	QUALIFICATION						(*)	TOT.
			1	2	3	4	5	6		ENS.
CREDIT INSTS. WITH STAFF OF	812/813	M	-	17.5#	-	21.3	11.7	-	-	12.5
CIV. SERV. STATUS		F	-	-	-	18.0#	6.0	-	-	5.9
CREDIT INSTS. WITH STAFF OF		T	-	17.5#	-	20.6	9.1	-	-	9.6
CIV. SERV. STATUS		M	14.2#	16.1	16.1	15.5	10.0	5.5	-	9.7
CREDIT INSTS. WITH STAFF OF		F	-	-	-	11.7#	6.6#	3.0	-	3.8
COLL. AGRT. STATUS		T	14.2#	16.1	16.1	15.3	9.3	4.3	-	7.9
CREDIT INSTS. WITH STAFF OF		M	15.8	8.5#	7.6#	6.4	4.8	3.0#	-	6.3
CIV. SERV. STATUS		F	-	-	-	4.5#	3.1	2.1	-	2.8
CREDIT INSTS. WITH STAFF OF		T	15.9	8.7#	7.4#	6.1	3.9	2.4	-	4.7
OTHER STATUS		M	15.6	11.7	12.9	12.8	8.2	5.1	-	9.1
CREDIT INSTITUTIONS		F	-	-	-	8.5#	4.9	2.7	-	3.7
		T	15.7	11.7	12.5	12.4	7.6	3.8	-	7.1

M TYPE OF EMPLOYMENT: PART-TIME

ACTIVITY	NACE	SEX	QUALIFICATION						(*)	TOT.
			1	2	3	4	5	6		ENS.
CREDIT INSTS. WITH STAFF OF	812/813	M	-	-	-	-	-	-	-	-
CIV. SERV. STATUS		F	-	-	-	4.0	6.6#	-	-	4.8#
CREDIT INSTS. WITH STAFF OF		T	-	-	-	4.6	6.5#	-	-	4.7#
CIV. SERV. STATUS		M	-	-	-	-	-	-	-	-
CREDIT INSTS. WITH STAFF OF		F	-	-	-	-	4.3#	3.4	-	3.5
COLL. AGRT. STATUS		T	-	-	-	-	4.3#	3.2	-	3.3
CREDIT INSTS. WITH STAFF OF		M	-	-	-	-	-	-	-	-
CIV. SERV. STATUS		F	-	-	-	-	3.9#	3.1#	-	3.5
CREDIT INSTS. WITH STAFF OF		T	-	-	-	-	4.1#	3.3#	-	3.7
OTHER STATUS		M	-	-	-	-	-	-	-	-
CREDIT INSTITUTIONS		F	-	-	-	6.1#	4.9	3.3	-	3.1#
		T	-	-	-	7.2#	4.9	3.2	-	3.6

M TYPE OF EMPLOYMENT: ALL TYPES OF EMPLOYMENT

ACTIVITY	NACE	SEX	QUALIFICATION						(*)	TOT.
			1	2	3	4	5	6		ENS.
CREDIT INSTS. WITH STAFF OF	812/813	M	-	17.5#	-	21.3	11.7	-	-	12.2
CIV. SERV. STATUS		F	-	-	-	15.4	6.1	-	-	5.7
CREDIT INSTS. WITH STAFF OF		T	-	17.5#	-	19.9	8.9	2.6#	-	9.0
CIV. SERV. STATUS		M	14.2#	16.0	16.1	15.5	10.0	5.3	-	9.5
CREDIT INSTS. WITH STAFF OF		F	-	-	-	11.2#	6.2	3.1	-	3.7
COLL. AGRT. STATUS		T	14.2#	16.0	16.0	15.2	9.1	4.1	-	7.3
CREDIT INSTS. WITH STAFF OF		M	15.7	8.5#	7.5#	6.5	4.9	3.1#	-	6.3
CIV. SERV. STATUS		F	-	-	-	4.8#	3.2	2.3	-	2.9
CREDIT INSTS. WITH STAFF OF		T	15.8	8.7#	7.3#	6.2	3.9	2.5	-	4.6
OTHER STATUS		M	15.6	11.6	12.8	12.8	8.2	4.9	-	8.9
CREDIT INSTITUTIONS		F	-	-	-	8.3#	4.9	2.9	-	3.7
		T	15.7	11.7	12.4	12.3	7.4	3.7	-	6.7

TAB.A7

ANCIENNETE DANS L ENTREPRISE:  
MOYENNE (M) ET COEFFICIENT DE  
VARIATION (CV) SELON L ACTIVITE, LE  
SEXE, LA QUALIFICATION ET LE REGIME DE TRAVAIL  
REGIME DE TRAVAIL: TEMPS PLEIN

CV

QUALIFICATION								S E X E	NACE	ACTIVITE
1	2	3	4	5	6	(*)	T06. ENS.			
-	55.7#	-	46.7	81.6	-	-	83.2	M	812/813	INST. DE CREDIT DONT PERSONNEL ASS. FONCT. INST. DE CREDIT DONT PERSONNEL BEN. CONV. COLLECT. INST. DE CREDIT DONT PERSONNEL AUTRES STATUTS INSTITUTIONS DE CREDIT
-	55.1#	-	93.5#	118.0	-	-	135.1	F		
78.5#	76.9	76.4	76.8	99.8	132.2	-	103.8	T		
-	-	-	86.6#	120.4#	130.0	-	108.5	M		
78.5#	76.8	76.5	77.5	104.4	139.9	-	141.1	F		
62.7	88.9#	104.5#	103.6	120.3	171.7#	-	122.6	T		
-	-	-	107.3#	102.7	112.6	-	116.7	M		
62.7	87.2#	104.0#	105.3	120.2	146.8	-	117.9	F		
65.6	89.7	90.3	88.7	102.5	137.7	-	130.0	T		
-	-	-	119.3#	127.3	130.5	-	109.7	M		
65.5	88.8	91.7	91.6	113.9	145.9	-	142.1	F		
-	-	-	-	-	-	-	125.7	T		

REGIME DE TRAVAIL: TEMPS PARTIEL

CV

QUALIFICATION								S E X E	NACE	ACTIVITE
1	2	3	4	5	6	(*)	T06. ENS.			
-	-	-	70.6	69.9#	-	-	93.8#	M	812/813	INST. DE CREDIT DONT PERSONNEL ASS. FONCT. INST. DE CREDIT DONT PERSONNEL BEN. CONV. COLLECT. INST. DE CREDIT DONT PERSONNEL AUTRES STATUTS INSTITUTIONS DE CREDIT
-	-	-	100.3	72.1#	-	-	95.0#	F		
-	-	-	-	99.2#	123.6	-	121.6	T		
-	-	-	-	108.8#	129.4	-	127.8	M		
-	-	-	-	82.1#	108.5#	-	102.7	F		
-	-	-	-	87.7#	118.9#	-	111.8	T		
-	-	-	-	-	-	-	163.9#	M		
-	-	-	95.3#	85.9	121.6	-	114.3	F		
-	-	-	92.6#	90.3	126.8	-	119.9	T		

REGIME DE TRAVAIL: ENS. DES REGIMES DE TRAVAIL

CV

QUALIFICATION								S E X E	NACE	ACTIVITE
1	2	3	4	5	6	(*)	T06. ENS.			
-	55.7#	-	46.6	82.0	-	-	85.1	M	812/813	INST. DE CREDIT DONT PERSONNEL ASS. FONCT. INST. DE CREDIT DONT PERSONNEL BEN. CONV. COLLECT. INST. DE CREDIT DONT PERSONNEL AUTRES STATUTS INSTITUTIONS DE CREDIT
-	55.1#	-	105.0	111.0	-	-	130.7	F		
78.5#	77.3	76.7	60.5	98.4	156.4#	-	106.5	T		
-	-	-	76.8	100.1	135.0	-	110.2	M		
78.5#	77.2	76.8	89.8#	120.9	128.0	-	136.7	F		
62.8	88.9#	105.7#	77.8	105.8	140.0	-	127.1	T		
-	-	-	104.8#	99.9	114.6	-	117.0	M		
62.8	87.2#	105.0#	104.8	117.8	140.6	-	115.0	F		
65.7	89.8	90.9	88.6	102.7	139.9	-	129.4	T		
-	-	-	118.4#	121.9	128.1	-	111.0	M		
65.6	88.9	92.6	91.9	114.0	143.8	-	136.2	F		
-	-	-	-	-	-	-	128.5	T		

**TAB.A8**

**EMPLOYEES ACCORDING TO ACTIVITY, SEX,  
SCHEDULED WORKING WEEK AND TYPE OF  
EMPLOYMENT**

(%)

ACTIVITY	NACE	SEX	TYPE OF EMPLOYMENT							REGIME DE TRAVAIL		
			FULL-TIME							TEMPS PLEIN		
			SCHEDULED WORKING WEEK (HOURS)									
			<=36	>36 <=38	>38 <=40	40 <=42	>42 <=44	>44 <=46	>46 <=48	>48	(*)	TOT. ENS.
CREDIT INSTS. WITH STAFF OF CIV. SERV. STATUS CREDIT INSTS. WITH STAFF OF COLL. AGRT. STATUS CREDIT INSTS. WITH STAFF OF OTHER STATUS CREDIT INSTITUTIONS	812/813	M	-	2.4	2.1	95.5	-	-	-	-	-	100.0
		F	-	2.5	2.5	95.0	-	-	-	-	-	100.0
		T	-	2.4	2.3	95.3	-	-	-	-	-	100.0
		M	-	0.5	99.5	-	-	-	-	-	-	100.0
		F	-	0.7	99.3	-	-	-	-	-	-	100.0
		T	-	0.5	99.5	-	-	-	-	-	-	100.0
		M	-	9.5	83.2	7.0	-	-	-	-	-	100.0
		F	-	11.2	82.5	5.6	-	-	-	-	-	100.0
		T	0.3	10.2	82.9	6.3	-	0.2	-	-	-	100.0
M	-	3.0	86.4	10.6	-	-	-	-	-	100.0		
F	-	4.7	81.4	13.7	-	-	-	-	-	100.0		
T	0.1	3.6	84.5	11.7	-	0.1	-	-	-	100.0		

**TAB.A9**

**SCHEDULED WORKING WEEK:  
MEAN (M) AND COEFFICIENT OF VARIATION (CV)  
ACCORDING TO ACTIVITY, SEX, QUALIFICATION  
AND TYPE OF EMPLOYMENT**

M TYPE OF EMPLOYMENT: FULL-TIME

ACTIVITY	NACE	SEX	QUALIFICATION							
			1	2	3	4	5	6	(*)	TOT. ENS.
CREDIT INSTS. WITH STAFF OF CIV. SERV. STATUS CREDIT INSTS. WITH STAFF OF COLL. AGRT. STATUS CREDIT INSTS. WITH STAFF OF OTHER STATUS CREDIT INSTITUTIONS	812/813	M	-	39.5	41.2	40.8	41.2	41.1	-	41.1
		F	-	-	-	39.6	41.2	40.9	-	41.1
		T	-	39.5	41.2	40.5	41.2	41.0	-	41.1
		M	39.9	40.0	40.0	40.0	40.0	40.0	-	40.0
		F	-	-	-	40.0	40.0	40.0	-	40.0
		T	39.9	39.9	40.0	40.0	40.0	40.0	-	40.0
		M	39.9	39.8	40.0	39.9	40.0	39.9	-	39.9
		F	-	39.0	39.7	39.4	39.9	39.9	-	39.9
		T	39.9	39.7	39.9	39.8	39.9	39.9	-	39.9
M	39.9	39.8	40.0	40.0	40.3	40.0	-	40.1		
F	-	39.9	39.7	39.6	40.4	40.0	-	40.1		
T	39.9	39.8	40.0	40.0	40.3	40.0	-	40.1		

M TYPE OF EMPLOYMENT: PART-TIME

ACTIVITY	NACE	SEX	QUALIFICATION							
			1	2	3	4	5	6	(*)	TOT. ENS.
CREDIT INSTS. WITH STAFF OF CIV. SERV. STATUS CREDIT INSTS. WITH STAFF OF COLL. AGRT. STATUS CREDIT INSTS. WITH STAFF OF OTHER STATUS CREDIT INSTITUTIONS	812/813	M	-	-	-	-	7.4	-	22.1	
		F	-	-	-	12.7	22.7	22.2#	-	20.2
		T	-	-	-	12.4	23.0	17.5#	-	22.8
		M	-	-	-	-	22.5	-	-	21.5
		F	-	-	-	22.3#	25.8	21.1	-	21.6
		T	-	-	-	23.6#	25.5	21.3	-	17.4#
		M	-	-	-	-	24.8	17.9#	-	18.2
		F	-	-	-	-	23.8	18.1	-	19.1
		T	-	-	-	22.0#	23.8	18.1	-	19.0
M	-	-	-	-	20.2#	19.8	-	20.7		
F	-	-	-	19.8	24.4	19.9	-	20.6		
T	-	-	-	20.7	24.1	19.9	-	20.6		

TAB.A8

SALARIES SELON L ACTIVITE, LE SEXE,  
L HORAIRE HEBDOMADAIRE ET LE REGIME  
DE TRAVAIL

(%)

TYPE OF EMPLOYMENT		REGIME DE TRAVAIL								S E X E	NACE	ACTIVITE
PART-TIME		TEMPS PARTIEL										
HORAIRE HEBDOMADAIRE DU TRAVAIL (HEURES)												
<=24	>24	>26	>28	>30	>32	>34	>36	(°)	TOT.			
<=26	<=28	<=30	<=32	<=34	<=36		ENS.					
90.0	-	-	-	20.9	20.4	-	-	-	100.0	M		INST. DE CREDIT
71.8	-	-	-	19.1	18.7	-	-	-	100.0	F		DONT PERSONNEL
74.8	-	-	-	31.8	11.4	-	-	-	100.0	T		ASS. FONCT.
59.3	-	-	-	21.1	14.3	4.4	-	-	100.0	M		INST. DE CREDIT
65.8	3.3	3.0	6.8	22.5	13.9	4.1	-	-	100.0	F		DONT PERSONNEL
65.0	3.6	2.7	6.4	-	-	-	-	-	100.0	T		BEN. CONV. COLLECT.
72.6	-	-	-	6.2	17.0	11.3	5.8	-	100.0	M		INST. DE CREDIT
72.4	-	-	6.2	17.0	11.3	5.8	-	-	100.0	F		DONT PERSONNEL
72.4	2.7	-	6.0	16.1	10.6	5.3	-	-	100.0	T		AUTRES STATUTS
66.0	6.3	-	24.3	9.9	-	-	-	-	100.0	M	812/813	INSTITUTIONS
68.1	2.7	2.6	6.1	20.0	14.0	4.6	-	-	100.0	F		DE CREDIT
67.9	3.1	2.4	5.7	20.5	13.5	4.2	-	-	100.0	T		

TAB.A9

HORAIRE HEBDOMADAIRE DE TRAVAIL :  
MOYENNE ET COEFFICIENT DE VARIATION (CV)  
SELON L ACTIVITE, LE SEXE, LA QUALIFICATION  
ET LE REGIME DE TRAVAIL

REGIME DE TRAVAIL: TEMPS PLEIN

CV

QUALIFICATION								S E X E	NACE	ACTIVITE
1	2	3	4	5	6	(°)	TOT.			
							ENS.			
-	4.0	0.4	3.0	0.6	1.0	-	1.5	M		INST. DE CREDIT
-	4.0	0.4	4.7	0.0	1.8	-	1.5	F		DONT PERSONNEL
1.3	0.8	0.0	3.6	0.4	1.5	-	0.4	T		ASS. FONCT.
1.3	0.9	0.0	0.2	0.4	0.4	-	0.4	M		INST. DE CREDIT
2.0	3.8	1.7	0.3	0.5	0.4	-	0.4	F		DONT PERSONNEL
2.0	2.3	1.7	1.8	2.2	1.6	-	2.0	T		BEN. CONV. COLLECT.
2.0	3.8	1.9	2.9	2.2	2.1	-	2.2	M		INST. DE CREDIT
1.9	2.5	1.7	2.1	2.2	1.9	-	2.1	F		DONT PERSONNEL
1.9	2.0	1.1	1.4	1.7	0.9	-	1.4	T		AUTRES STATUTS
1.9	3.9	1.8	2.8	2.1	1.3	-	1.8	M	812/813	INSTITUTIONS
1.9	2.1	1.2	1.6	1.8	1.1	-	1.6	F		DE CREDIT

REGIME DE TRAVAIL: TEMPS PARTIEL

CV

QUALIFICATION								S E X E	NACE	ACTIVITE
1	2	3	4	5	6	(°)	TOT.			
							ENS.			
-	-	-	35.7	22.3	18.6	-	34.3	M		INST. DE CREDIT
-	-	-	38.7	22.8	45.8#	-	43.6	F		DONT PERSONNEL
-	-	-	-	-	34.6	-	33.8	M		ASS. FONCT.
-	-	-	23.8#	24.7	40.2	-	38.1	F		INST. DE CREDIT
-	-	-	23.8#	24.7	39.5	-	38.4	T		DONT PERSONNEL
-	-	-	-	-	44.0#	-	48.4#	M		BEN. CONV. COLLECT.
-	-	-	-	33.6	82.1	-	58.2	F		INST. DE CREDIT
-	-	-	44.6#	37.3	60.6	-	55.6	T		DONT PERSONNEL
-	-	-	-	44.8#	45.1	-	45.0	M	812/813	AUTRES STATUTS
-	-	-	44.3	28.2	48.1	-	43.3	F		INSTITUTIONS
-	-	-	42.5	28.7	45.8	-	43.6	T		DE CREDIT



**Series B**  
**Série B**

TAB.B1

EMPLOYEES ACCORDING TO ACTIVITY, SEX,  
BONUSES (PERCENTAGE) AND TYPE OF  
EMPLOYMENT

(%)

ACTIVITY	NACE	SEX	TYPE OF EMPLOYMENT							REGIME DE TRAVAIL		TYPE OF EMPLOYMENT				
			FULL-TIME							TEMPS PLEIN		PART-TIME				
			% BONUSES													
0	>0 <5	>=5 <10	>=10 <15	>=15 <20	>=20 <30	>=30 <50	>=50	TOT. (*)	ENS.	0	>0 <5	>=5 <10	>=10 <15	>=15 <20		
CREDIT INSTS. WITH STAFF OF CIV. SERV. STATUS		M	-	-	10.5	83.9	5.2	-	-	100.0	-	-	-	99.4	-	
		F	-	-	13.1	80.4	6.4	-	-	100.0	7.0	-	-	92.4	-	
		T	-	-	11.7	82.4	5.7	-	-	100.0	6.0	-	-	93.5	-	
CREDIT INSTS. WITH STAFF OF COLL. AGRT. STATUS		M	0.5	2.9	9.7	16.7	45.8	20.0	3.6	0.8	100.0	13.4	8.8	26.2	14.4	18.6
		F	0.8	6.6	14.4	23.7	36.5	16.7	1.0	0.4	100.0	2.1	8.1	16.6	18.8	30.7
		T	0.6	4.1	11.2	18.9	42.8	18.8	2.8	0.6	100.0	3.5	8.2	17.8	18.3	29.1
CREDIT INSTS. WITH STAFF OF OTHER STATUS		M	0.7	1.5	13.6	33.9	31.0	15.1	2.6	1.5	100.0	-	-	26.0	36.0	-
		F	1.7	3.2	19.2	43.3	25.4	5.6	1.4	-	100.0	6.7	4.7	17.3	43.0	18.9
		T	1.2	2.3	16.1	38.1	28.5	10.8	2.1	0.8	100.0	7.3	4.5	18.1	42.4	17.8
CREDIT INSTITUTIONS	812/813	M	0.5	2.3	10.8	27.4	38.2	16.9	3.0	0.9	100.0	11.6	6.3	22.7	30.0	14.1
		F	1.0	4.6	15.9	37.7	28.8	10.7	1.0	0.3	100.0	3.8	6.5	15.3	32.1	24.7
		T	0.7	3.1	12.7	31.2	34.7	14.6	2.3	0.7	100.0	4.7	6.5	16.2	31.9	23.4

TAB.B2

BONUSES PERCENTAGE:  
MEAN (M) AND COEFFICIENT OF  
VARIATION (CV) ACCORDING TO  
ACTIVITY, SEX AND SIZE OF ENTERPRISE

M

ACTIVITY	NACE	SEX	SIZE OF ENTERPRISE (NUMBER OF EMPLOYEES)							
			10	50	100	200	500	>=	TOT.	
			49	99	199	499	999	1000	(*)	ENS.
CREDIT INSTS. WITH STAFF OF CIV. SERV. STATUS		M	-	-	-	-	-	-	-	12.0
		F	-	-	-	-	-	-	-	11.6
		T	-	-	-	-	-	-	-	11.9
CREDIT INSTS. WITH STAFF OF COLL. AGRT. STATUS		M	-	20.4	-	-	-	-	-	18.5
		F	-	15.6	-	-	-	-	-	16.2
		T	-	19.1	-	-	-	-	-	17.6
CREDIT INSTS. WITH STAFF OF OTHER STATUS		M	15.1	15.1	16.4	16.9	-	-	-	16.4
		F	13.2	12.1	15.0	14.7	-	-	-	13.7
		T	14.0	13.5	15.8	18.0	-	-	-	15.1
CREDIT INSTITUTIONS	812/813	M	15.1	16.1	-	17.6	-	-	-	17.4
		F	13.2	12.4	-	14.8	14.8	14.5	-	15.0
		T	14.0	14.2	-	16.5	15.5	15.8	-	16.4



TAB.B1

SALARIES SELON L ACTIVITE, LE SEXE,  
LE POURCENTAGE DE PRIMES ET LE REGIME  
DE TRAVAIL

(%)

REGIME DE TRAVAIL TEMPS PARTIEL		ALL TYPES OF EMPLOYMENT		ENS. DES REGIMES DE TRAVAIL		S E X E	NACE	ACTIVITE						
% PRIMES														
>=20 <30	>=30 <50	>=50	T06. (°) ENS	0	>0 <5				>=5 <10	>=10 <15	>=15 <20	>=20 <30	>=30 <50	>=50
-	-	-	100.0	-	-	10.2	84.5	5.0	-	-	-	100.0	M	INST. DE CREDIT DONT PERSONNEL ASS. FONCT. INST. DE CREDIT DONT PERSONNEL BEN. CONV. COLLECT. INST. DE CREDIT DONT PERSONNEL AUTRES STATUTS INSTITUTIONS DE CREDIT
-	-	-	100.0	1.5	-	10.6	82.8	5.2	-	-	-	100.0	F	
-	-	-	100.0	0.8	-	10.4	83.7	5.1	-	-	-	100.0	T	
15.6	-	-	100.0	0.9	3.0	10.2	16.7	45.0	19.0	3.6	0.8	100.0	M	
21.5	1.6	-	100.0	1.2	7.0	15.0	22.3	34.8	18.1	1.2	0.4	100.0	F	
20.8	1.7	-	100.0	1.0	4.6	12.1	18.9	41.1	19.2	2.6	0.6	100.0	T	
7.2	-	-	100.0	1.0	1.6	13.8	34.0	30.6	15.0	2.7	1.4	100.0	M	
7.5	-	-	100.0	2.6	3.5	18.8	43.2	24.1	5.9	1.5	-	100.0	F	
12.6	1.9	-	100.0	1.8	2.5	16.3	38.6	27.4	10.5	2.1	0.9	100.0	T	
15.7	1.5	-	100.0	0.8	2.4	11.1	27.4	37.6	16.8	3.0	0.9	100.0	M	
15.4	1.6	-	100.0	1.7	5.0	15.8	36.3	27.8	11.9	1.1	0.3	100.0	F	
			100.0	1.2	3.5	13.1	31.3	33.4	14.7	2.2	0.6	100.0	T	

TAB.B2

POURCENTAGE DE PRIMES:  
MOYENNE (M) ET COEFFICIENT DE  
VARIATION (CV) SELON L ACTIVITE,  
LE SEXE ET LA TAILLE DE L ENTREPRISE

CV

TAILLE ENTREPRISE (NOMBRE DE SALARIES)							S E X E	NACE	ACTIVITE
10	50	100	200	500	>=	T06.			
49	99	199	499	999	1000	(°) ENS.			
-	-	-	-	-	-	-	18.0	M	INST. DE CREDIT DONT PERSONNEL ASS. FONCT. INST. DE CREDIT DONT PERSONNEL BEN. CONV. COLLECT. INST. DE CREDIT DONT PERSONNEL AUTRES STATUTS INSTITUTIONS DE CREDIT
-	-	-	-	-	-	-	23.1	F	
-	-	-	-	-	-	-	20.4	T	
-	43.5	-	-	-	-	-	163.1	M	
-	41.5#	-	-	-	-	-	190.6	F	
-	44.9	-	-	-	-	-	173.1	T	
99.6	45.7	30.8	39.0	-	-	-	72.9	M	
227.9#	42.4	37.8	38.3	-	-	-	170.7	F	
174.5	45.9	34.1	39.4	-	-	-	123.1	T	
99.6	47.1	-	42.2	-	50.7	-	145.3	M	
227.9#	43.0	-	57.7	147.6#	46.6	-	181.3	F	
174.5	47.8	-	48.5	199.7#	50.0	-	159.5	T	

TAB.B3

BONUSES PERCENTAGE:  
MEAN (M) AND COEFFICIENT OF VARIATION (CV)  
ACCORDING TO ACTIVITY, SEX,  
QUALIFICATION AND TYPE OF EMPLOYMENT

M TYPE OF EMPLOYMENT: FULL-TIME

ACTIVITY	NACE	SEX	QUALIFICATION						TOG. ENS.	
			1	2	3	4	5	6		(*)
CREDIT INSTS. WITH STAFF OF CIV. SERV. STATUS	812/813	M	-	11.5	11.9	11.1	12.2	12.2	-	12.1
CREDIT INSTS. WITH STAFF OF COLL. AGRT. STATUS		F	-	-	-	8.1	11.8	13.3	-	11.7
CREDIT INSTS. WITH STAFF OF OTHER STATUS		T	-	11.4	11.9	10.5	12.0	12.8	-	11.9
CREDIT INSTS. WITH STAFF OF CIV. SERV. STATUS		M	-	-	22.2#	21.1	18.0	16.7	-	18.7
CREDIT INSTS. WITH STAFF OF COLL. AGRT. STATUS		F	-	-	-	18.1	15.8	16.2	-	16.2
CREDIT INSTS. WITH STAFF OF OTHER STATUS		T	-	-	22.2#	20.9	17.6	16.4	-	17.9
CREDIT INSTS. WITH STAFF OF CIV. SERV. STATUS		M	15.2	19.6#	18.6	16.3	15.4	16.6	-	16.5
CREDIT INSTS. WITH STAFF OF COLL. AGRT. STATUS		F	-	-	12.7#	15.7	13.7	13.0	-	13.5
CREDIT INSTS. WITH STAFF OF OTHER STATUS		T	15.2	19.3#	17.9	16.2	14.5	14.1	-	15.2
CREDIT INSTS. WITH STAFF OF CIV. SERV. STATUS		M	17.4#	24.7#	20.6	19.0	16.2	16.6	-	17.6
CREDIT INSTS. WITH STAFF OF COLL. AGRT. STATUS		F	-	13.3#	14.6#	15.7	13.6	15.2	-	14.7
CREDIT INSTS. WITH STAFF OF OTHER STATUS		T	17.4#	23.9#	20.2	18.7	15.2	15.8	-	16.5

M TYPE OF EMPLOYMENT: PART-TIME

ACTIVITY	NACE	SEX	QUALIFICATION						TOG. ENS.	
			1	2	3	4	5	6		(*)
CREDIT INSTS. WITH STAFF OF CIV. SERV. STATUS	812/813	M	-	-	-	-	-	-	-	-
CREDIT INSTS. WITH STAFF OF COLL. AGRT. STATUS		F	-	-	-	1.4#	-	-	-	1.1#
CREDIT INSTS. WITH STAFF OF OTHER STATUS		T	-	-	-	1.3#	-	-	-	1.1#
CREDIT INSTS. WITH STAFF OF CIV. SERV. STATUS		M	-	-	-	-	17.6#	12.0#	-	12.3#
CREDIT INSTS. WITH STAFF OF COLL. AGRT. STATUS		F	-	-	-	-	16.3#	15.7	-	16.4
CREDIT INSTS. WITH STAFF OF OTHER STATUS		T	-	-	-	16.0#	17.2#	15.7	-	15.8
CREDIT INSTS. WITH STAFF OF CIV. SERV. STATUS		M	-	-	-	12.6#	14.0	-	-	11.9#
CREDIT INSTS. WITH STAFF OF COLL. AGRT. STATUS		F	-	-	-	12.8#	14.0	-	-	-
CREDIT INSTS. WITH STAFF OF OTHER STATUS		T	-	-	-	-	-	-	-	-
CREDIT INSTS. WITH STAFF OF CIV. SERV. STATUS		M	-	-	-	10.6#	15.7	12.0#	-	12.2
CREDIT INSTS. WITH STAFF OF COLL. AGRT. STATUS		F	-	-	-	11.6#	15.5	15.5#	-	15.0#
CREDIT INSTS. WITH STAFF OF OTHER STATUS		T	-	-	-	-	-	-	-	15.4

M ALL TYPES OF EMPLOYMENT

ACTIVITY	NACE	SEX	QUALIFICATION						TOG. ENS.	
			1	2	3	4	5	6		(*)
CREDIT INSTS. WITH STAFF OF CIV. SERV. STATUS	812/813	M	-	11.5	11.9	11.1	12.2	12.2	-	12.0
CREDIT INSTS. WITH STAFF OF COLL. AGRT. STATUS		F	-	-	-	6.8	11.8	12.9	-	11.6
CREDIT INSTS. WITH STAFF OF OTHER STATUS		T	-	11.4	11.9	10.0	12.0	12.6	-	11.9
CREDIT INSTS. WITH STAFF OF CIV. SERV. STATUS		M	-	-	22.1#	21.1	18.0	16.4	-	18.5
CREDIT INSTS. WITH STAFF OF COLL. AGRT. STATUS		F	-	-	-	17.8	16.1	16.2	-	16.2
CREDIT INSTS. WITH STAFF OF OTHER STATUS		T	-	-	22.2#	20.9	17.5	16.3	-	17.6
CREDIT INSTS. WITH STAFF OF CIV. SERV. STATUS		M	15.2	19.6#	18.4	16.3	15.4	16.3	-	16.4
CREDIT INSTS. WITH STAFF OF COLL. AGRT. STATUS		F	-	-	12.7	15.4	13.7	13.5#	-	13.7
CREDIT INSTS. WITH STAFF OF OTHER STATUS		T	15.1	19.3#	17.6	16.1	14.5	14.3	-	15.1
CREDIT INSTS. WITH STAFF OF CIV. SERV. STATUS		M	17.3#	24.2#	20.5	19.0	16.2	16.4	-	17.4
CREDIT INSTS. WITH STAFF OF COLL. AGRT. STATUS		F	-	13.3#	14.4#	15.1	13.8	15.4	-	15.0
CREDIT INSTS. WITH STAFF OF OTHER STATUS		T	17.3#	23.9#	20.1	18.6	15.2	15.8	-	16.4

TAB.B3

POURCENTAGE DE PRIMES:  
MOYENNE (M) ET COEFFICIENT DE VARIATION (CV)  
SELON L ACTIVITE, LE SEXE,  
LA QUALIFICATION ET LE REGIME DE TRAVAIL

REGIME DE TRAVAIL: TEMPS PLEIN

CV

QUALIFICATION								TOG. ENS.	SEX E	NACE	ACTIVITE
1	2	3	4	5	6	(*)					
-	42.7	4.8	17.8	16.7	21.3	-	18.0	M	812/813	INST. DE CREDIT DONT PERSONNEL ASS. FONCT. INST. DE CREDIT DONT PERSONNEL BEN. CONV. COLLECT. INST. DE CREDIT DONT PERSONNEL AUTRES STATUTS INSTITUTIONS DE CREDIT	
-	-	-	26.2	16.7	26.8	-	20.1	F			
-	43.0	4.8	22.3	16.8	24.8	-	18.9	T			
-	-	159.6#	181.7	94.3	156.4	-	163.4	M			
-	-	-	35.4	48.0	216.4	-	186.8	F			
36.3	121.8#	157.9#	177.8	88.5	185.7	-	173.2	T			
-	-	71.7	43.2	49.5	93.3	-	72.8	M			
-	-	32.2#	44.2	40.5	89.5	-	69.3	F			
36.6	120.9#	71.1	43.4	45.9	92.5	-	72.6	T			
115.9#	222.9#	139.2	161.0	82.9	148.7	-	145.7	M			
-	19.8#	42.9#	44.8	41.0	195.8	-	162.6	F			
116.0#	222.7#	137.7	156.0	73.7	172.7	-	151.5	T			

REGIME DE TRAVAIL: TEMPS PARTIEL

CV

QUALIFICATION								TOG. ENS.	SEX E	NACE	ACTIVITE
1	2	3	4	5	6	(*)					
-	-	-	233.3#	-	-	-	262.2#	M	812/813	INST. DE CREDIT DONT PERSONNEL ASS. FONCT. INST. DE CREDIT DONT PERSONNEL BEN. CONV. COLLECT. INST. DE CREDIT DONT PERSONNEL AUTRES STATUTS INSTITUTIONS DE CREDIT	
-	-	-	237.1#	-	-	-	265.6#	F			
-	-	-	-	-	87.0#	-	83.7#	T			
-	-	-	-	78.8#	182.3#	-	174.5	M			
-	-	-	36.3#	78.9#	178.0	-	170.1	F			
-	-	-	-	-	-	-	67.4#	T			
-	-	-	25.8#	36.3	-	-	-	M			
-	-	-	23.7#	37.6	-	-	-	F			
-	-	-	-	-	84.8#	-	80.7	T			
-	-	-	63.7#	66.0	242.1#	-	226.8#	M			
-	-	-	58.6#	65.6	235.6#	-	220.2	F			
-	-	-	-	-	-	-	-	T			

ENS. DES REGIMES DE TRAVAIL

CV

QUALIFICATION								TOG. ENS.	SEX E	NACE	ACTIVITE
1	2	3	4	5	6	(*)					
-	42.7	4.8	18.3	16.7	21.3	-	18.0	M	812/813	INST. DE CREDIT DONT PERSONNEL ASS. FONCT. INST. DE CREDIT DONT PERSONNEL BEN. CONV. COLLECT. INST. DE CREDIT DONT PERSONNEL AUTRES STATUTS INSTITUTIONS DE CREDIT	
-	-	-	52.8	16.7	31.7	-	23.1	F			
-	43.0	4.8	30.7	16.8	27.6	-	20.4	T			
-	-	159.5#	181.5	94.3	155.3	-	163.1	M			
-	-	-	36.3	56.6	206.5	-	190.6	F			
36.6	121.8#	157.7#	177.4	88.1	184.4	-	173.1	T			
-	-	72.8	43.2	49.5	93.2	-	72.9	M			
-	-	30.4	43.7	40.0	227.8#	-	110.7	F			
36.8	120.9#	71.8	43.3	45.4	194.1	-	123.1	T			
116.0#	222.7#	139.5	160.8	82.8	147.7	-	145.3	M			
-	19.8#	41.4#	47.4	45.5	211.2	-	181.3	F			
116.2#	222.5#	137.8	155.8	73.3	185.8	-	159.5	T			



Series C  
Série C

TAB.C1

GROSS MONTHLY PAY(CORRECTED) OF  
FULL-TIME EMPLOYEES :  
MEAN(M) AND COEFFICIENT OF VARIATION  
(CV) ACCORDING TO ACTIVITY,SEX AND  
QUALIFICATION

ACTIVITY	NACE	SEX	QUALIFICATION						(*)	TOT.
			1	2	3	4	5	6		ENS.
CREDIT INSTS. WITH STAFF OF CIV. SERV. STATUS CREDIT INSTS. WITH STAFF OF COLL. AGRT. STATUS CREDIT INSTS. WITH STAFF OF OTHER STATUS CREDIT INSTITUTIONS	812/813	M	-	3607	4096	2840	2185	1884	-	2310
		F	-	-	-	1897	1649	1224	-	1628
		T	-	3588	4086	2672	1937	1613	-	2015
		M	6442#	5891	4454	3211	2143	1563	-	2332
		F	-	-	-	2610	1670	1211	-	1326
		T	6442#	5889	4437	3175	2044	1400	-	2013
		M	4636	3233	3030	2382	1895	1562	-	2373
		F	-	-	1562#	1708	1264	1109	-	1226
		T	4630	3201	2833	2279	1562	1247	-	1864
		M	4802	4206	3806	2921	2095	1571	-	2341
		F	-	2547#	1805#	2062	1486	1181	-	1325
		T	4795	4158	3774	2834	1869	1371	-	1970

TAB.C2

INDEX OF MEAN GROSS  
MONTHLY PAY (CORRECTED) OF  
FULL-TIME EMPLOYEES  
ACCORDING TO ACTIVITY,SEX  
AND QUALIFICATION

( PAY OF ALL FULL-TIME EES. = 100 )

INDICE DE LA REMUNERATION  
MENSUELLE BRUTE CORRIGEE MOYENNE  
DES SALARIES A TEMPS PLEIN  
SELON L'ACTIVITE, LE SEXE  
ET LA QUALIFICATION

( REM. DE L'ENS. DES SAL. A TEMPS PLEIN = 100 )

ACTIVITY	NACE	SEX	QUALIFICATION						(*)	TOT.
			1	2	3	4	5	6		ENS.
CREDIT INSTS. WITH STAFF OF CIV. SERV. STATUS CREDIT INSTS. WITH STAFF OF COLL. AGRT. STATUS CREDIT INSTS. WITH STAFF OF OTHER STATUS CREDIT INSTITUTIONS	812/813	M	-	156.2	177.3	123.0	94.6	85.9	-	100.0
		F	-	-	-	122.7	101.3	75.2	-	100.0
		T	-	178.1	203.2	132.6	96.1	80.0	-	100.0
		M	276.2#	252.6	191.0	137.7	91.9	67.0	-	100.0
		F	-	-	-	196.9	125.9	91.3	-	100.0
		T	320.1#	282.6	220.5	157.7	101.6	68.6	-	100.0
		M	195.3	136.2	127.7	100.4	79.8	65.8	-	100.0
		F	-	-	127.5#	138.3	103.1	90.5	-	100.0
		T	248.3	171.7	151.9	122.2	83.8	66.9	-	100.0
		M	205.1	179.7	166.9	124.8	89.5	67.1	-	100.0
		F	-	192.2#	143.8#	155.6	112.2	89.1	-	100.0
		T	243.4	211.1	191.6	143.8	94.9	69.6	-	100.0

**TAB.C1**

REMUNERATION MENSUELLE BRUTE  
CORRIGEE DES SALAIRES A PLEIN TEMPS:  
MOYENNE(M) ET COEFFICIENT DE  
VARIATION(CV) SELON L ACTIVITE,  
LE SEXE ET LA QUALIFICATION

CV

QUALIFICATION								S E X E	NACE	ACTIVITE
1	2	3	4	5	6	(°)	T06. ENS.			
-	30.7	13.9	20.4	20.1	23.3	-	26.4	M	812/813	INST. DE CREDIT DONT PERSONNEL ASS. FONCT. INST. DE CREDIT DONT PERSONNEL BEN. CONV. COLLECT. INST. DE CREDIT DONT PERSONNEL AUTRES STATUTS INSTITUTIONS DE CREDIT
-	-	-	47.1	21.0	23.1	-	25.6	F		
40.4#	30.8	13.9	28.0	24.8	33.5	-	31.4	T		
-	69.4	26.3	40.5	30.7	42.6	-	62.2	M		
40.4#	-	-	22.4	30.1	43.4	-	45.6	F		
40.4#	69.4	26.3	40.3	32.1	45.0	-	66.1	T		
22.2	35.4	33.4	26.6	35.1	43.5	-	46.5	M		
-	-	46.0#	38.0	29.2	28.1	-	34.7	F		
22.2	35.7	38.8	29.9	39.5	40.3	-	55.8	T		
28.0	69.3	33.3	39.8	30.0	42.5	-	56.1	M		
-	1.8#	54.8#	38.2	29.9	39.9	-	40.8	F		
28.0	69.5	36.5	40.9	34.2	44.3	-	61.0	T		

**TAB.C2**

INDEX OF MEAN GROSS  
MONTHLY PAY (CORRECTED) OF  
FULL-TIME FEMALE EMPLOYEES  
ACCORDING TO ACTIVITY  
AND QUALIFICATION

( PAY OF FULL-TIME MALE = 100 )

INDICE DE LA REMUNERATION  
MENSUELLE BRUTE CORRIGEE MOYENNE  
DES SALAIRES FEMININS A TEMPS PLEIN  
SELON L ACTIVITE  
ET LA QUALIFICATION

( REM. DES SAL. MASC. A TEMPS PLEIN = 100 )

QUALIFICATION								S E X E	NACE	ACTIVITE
1	2	3	4	5	6	(°)	T06. ENS.			
-	100.0	100.0	100.0	100.0	100.0	-	100.0	M	812/813	INST. DE CREDIT DONT PERSONNEL ASS. FONCT. INST. DE CREDIT DONT PERSONNEL BEN. CONV. COLLECT. INST. DE CREDIT DONT PERSONNEL AUTRES STATUTS INSTITUTIONS DE CREDIT
-	-	-	70.3	75.5	61.7	-	70.5	F		
100.0#	100.0	100.0	100.0	100.0	100.0	-	100.0	M		
-	-	-	81.3	77.9	77.4	-	56.8	F		
100.0	100.0	100.0	100.0	100.0	100.0	-	100.0	M		
-	-	51.6#	71.7	66.7	71.0	-	51.7	F		
100.0	100.0	100.0	100.0	100.0	100.0	-	100.0	M		
-	60.6#	48.8#	70.6	70.9	75.2	-	56.6	F		

**TAB.C3**

GROSS ANNUAL PAY OF FULL-TIME  
EMPLOYEES :  
MEAN(M) AND COEFFICIENT OF VARIATION  
(CV) ACCORDING TO ACTIVITY,SEX AND  
QUALIFICATION

ACTIVITY	NACE	SEX	QUALIFICATION						TOG. ENS.	
			1	2	3	4	5	6		
CREDIT INSTS. WITH STAFF OF	812/813	M	-	43801	-	33839	25154	22757	-	26777
CIV. SERV. STATUS		F	-	-	-	24606	18538	13853	-	18428
CREDIT INSTS. WITH STAFF OF		T	74855#	43588	-	32027	22085	18543	-	23177
COLL. AGRT. STATUS		M	64222	64222	51499	36842	25330	18748	-	28120
CREDIT INSTS. WITH STAFF OF		F	-	-	-	31124	20130	14319	-	15883
COLL. AGRT. STATUS		T	74855#	64201	51325	36514	24348	16737	-	24554
CREDIT INSTS. WITH STAFF OF		M	55452	38886	36300	28514	23286	18546	-	28093
OTHER STATUS		F	-	-	18311#	20251	15048	13340	-	14792
CREDIT INSTITUTIONS		T	55380	38480	33810	27360	18974	15094	-	23275
		M	57255	48386	45856	34040	24855	18810	-	28238
		F	-	29622#	21708#	24856	17454	14040	-	15876
		T	57179	47889	44287	33182	22174	16436	-	24033

**TAB.C4**

INDEX OF MEAN GROSS  
ANNUAL PAY OF FULL-TIME  
EMPLOYEES  
ACCORDING TO ACTIVITY,SEX  
AND QUALIFICATION

( PAY OF ALL FULL-TIME EES. = 100 )

INDICE DE LA REMUNERATION  
ANNUELLE BRUTE MOYENNE DES  
SALARIES A TEMPS PLEIN  
SELON L'ACTIVITE, LE SEXE  
ET LA QUALIFICATION

( REM. DE L'ENS. DES SAL. A TEMPS PLEIN = 100 )

ACTIVITY	NACE	SEX	QUALIFICATION						TOG. ENS.	
			1	2	3	4	5	6		
CREDIT INSTS. WITH STAFF OF	812/813	M	-	163.6	-	126.4	93.9	85.0	-	100.0
CIV. SERV. STATUS		F	-	-	-	133.5	100.6	75.2	-	100.0
CREDIT INSTS. WITH STAFF OF		T	266.2#	188.1	-	138.2	95.3	80.0	-	100.0
COLL. AGRT. STATUS		M	-	-	183.1	131.0	90.1	66.7	-	100.0
CREDIT INSTS. WITH STAFF OF		F	-	-	-	196.0	126.7	90.2	-	100.0
COLL. AGRT. STATUS		T	304.9#	261.5	209.0	148.7	99.2	68.2	-	100.0
CREDIT INSTS. WITH STAFF OF		M	190.6	133.7	124.8	98.0	80.1	63.7	-	100.0
OTHER STATUS		F	-	-	123.8#	136.9	101.7	90.2	-	100.0
CREDIT INSTITUTIONS		T	237.9	165.3	145.3	117.6	81.5	64.9	-	100.0
		M	202.8	171.4	162.4	120.5	88.0	66.6	-	100.0
		F	-	186.6#	136.7#	156.6	109.9	88.4	-	100.0
		T	237.9	189.3	184.3	138.1	92.3	68.4	-	100.0



TAB.C3

REMUNERATION ANNUELLE BRUTE  
DES SALARIES A TEMPS PLEIN:  
MOYENNE(M) ET COEFFICIENT DE  
VARIATION(CV) SELON L'ACTIVITE,  
LE SEXE ET LA QUALIFICATION

CV

QUALIFICATION								S E X E	NACE	ACTIVITE
1	2	3	4	5	6	(*)	TOT. ENS.			
-	27.2	-	17.1	21.4	21.0	-	27.2	M	812/813	INST. DE CREDIT DONT PERSONNEL ASS. FONCT. INST. DE CREDIT DONT PERSONNEL BEN. CONV. COLLECT. INST. DE CREDIT DONT PERSONNEL AUTRES STATUTS INSTITUTIONS DE CREDIT
-	27.3	-	40.4	24.2	27.8	-	28.1	F		
41.9#	25.1	27.1	24.1	27.1	33.6	-	33.1	T		
41.9#	25.1	27.2	23.8	22.1	29.5	-	48.2	M		
22.0	34.7	34.7	21.7	29.5	28.3	-	37.4	F		
22.0	34.9	40.1	24.0	24.7	32.2	-	53.4	T		
27.7	39.1	33.2	27.0	32.8	40.9	-	45.7	M		
27.7	32.5#	52.7#	37.1	35.5	25.9	-	36.2	F		
27.7	39.5	36.5	30.0	40.7	38.2	-	55.3	T		
-	-	-	26.9	24.5	31.2	-	46.1	M		
-	-	-	36.7	32.1	27.8	-	36.3	F		
-	-	-	28.7	31.2	33.7	-	52.2	T		

TAB.C4

INDEX OF MEAN GROSS  
ANNUAL PAY OF FULL-TIME  
FEMALE EMPLOYEES  
ACCORDING TO ACTIVITY  
AND QUALIFICATION

( PAY OF FULL-TIME MALE = 100 )

INDICE DE LA REMUNERATION  
ANNUELLE BRUTE MOYENNE DES  
SALARIES FEMININS A TEMPS PLEIN  
SELON L'ACTIVITE  
ET LA QUALIFICATION

( REM. DES SAL. MASC. A TEMPS PLEIN = 100 )

QUALIFICATION								S E X E	NACE	ACTIVITE
1	2	3	4	5	6	(*)	TOT. ENS.			
-	100.0	-	100.0	100.0	100.0	-	100.0	M	812/813	INST. DE CREDIT DONT PERSONNEL ASS. FONCT. INST. DE CREDIT DONT PERSONNEL BEN. CONV. COLLECT. INST. DE CREDIT DONT PERSONNEL AUTRES STATUTS INSTITUTIONS DE CREDIT
-	100.0	-	72.7	73.7	60.9	-	68.8	F		
100.0#	100.0	100.0	100.0	100.0	100.0	-	100.0	M		
-	-	-	84.5	79.5	76.4	-	56.5	F		
100.0	100.0	100.0	100.0	100.0	100.0	-	100.0	M		
-	-	50.4#	71.0	64.6	71.9	-	50.8	F		
100.0	100.0	100.0	100.0	100.0	100.0	-	100.0	M		
-	61.2#	47.3#	73.0	70.2	74.6	-	56.2	F		

TAB.C5

FULL-TIME EMPLOYEES ACCORDING  
TO GROSS MONTHLY PAY (CORRECTED),  
BY ACTIVITY, SEX AND QUALIFICATION

(x)

ACTIVITY	NACE	Q U A L I F I C A T I O N	S E X	GROSS MONTHLY PAY (CORRECTED)																	
				(NAT. CURRENCY - UNITS)																	
				<	400	600	800	1000	1200	1400	1600	1800	2000	2200	2400	2600	2800				
	400	599	799	999	1199	1399	1599	1799	1999	2199	2399	2599	2799	2999							
CREDIT INSTS. WITH STAFF OF CIV. SERV. STATUS	812/813	1	M	-	-	-	-	-	-	-	-	-	-	-	-	-	-	-	-	-	
			F	-	-	-	-	-	-	-	-	-	-	-	-	-	-	-	-	-	-
			T	-	-	-	-	-	-	-	-	-	-	-	-	-	-	-	-	-	-
			M	-	-	-	-	-	-	-	-	-	-	-	-	-	-	-	-	-	-
			F	-	-	-	-	-	-	-	-	-	-	-	-	-	-	-	-	-	-
			T	-	-	-	-	-	-	-	-	-	-	-	-	-	-	-	-	-	-
			M	-	-	-	-	-	-	-	-	-	-	-	-	-	-	-	-	-	-
			F	-	-	-	-	-	-	-	-	-	-	-	-	-	-	-	-	-	-
			T	-	-	-	-	-	-	-	-	-	-	-	-	-	-	-	-	-	-
			M	-	-	-	-	-	-	-	-	-	-	-	-	-	-	-	-	-	-
			F	-	-	-	-	-	-	-	-	-	-	-	-	-	-	-	-	-	-
			T	-	-	-	-	-	-	-	-	-	-	-	-	-	-	-	-	-	-
CREDIT INSTS. WITH STAFF OF COLL. AGRT. STATUS	812/813	1	M	-	-	-	-	-	-	-	-	-	-	-	-	-	-	-	-	-	
			F	-	-	-	-	-	-	-	-	-	-	-	-	-	-	-	-	-	
			T	-	-	-	-	-	-	-	-	-	-	-	-	-	-	-	-	-	-
			M	-	-	-	-	-	-	-	-	-	-	-	-	-	-	-	-	-	-
			F	-	-	-	-	-	-	-	-	-	-	-	-	-	-	-	-	-	-
			T	-	-	-	-	-	-	-	-	-	-	-	-	-	-	-	-	-	-
			M	-	-	-	-	-	-	-	-	-	-	-	-	-	-	-	-	-	-
			F	-	-	-	-	-	-	-	-	-	-	-	-	-	-	-	-	-	-
			T	-	-	-	-	-	-	-	-	-	-	-	-	-	-	-	-	-	-
			M	-	-	-	-	-	-	-	-	-	-	-	-	-	-	-	-	-	-
			F	-	-	-	-	-	-	-	-	-	-	-	-	-	-	-	-	-	-
			T	-	-	-	-	-	-	-	-	-	-	-	-	-	-	-	-	-	-
CREDIT INSTS. WITH STAFF OF OTHER STATUS	812/813	1	M	-	-	-	-	-	-	-	-	-	-	-	-	-	-	-	-	-	
			F	-	-	-	-	-	-	-	-	-	-	-	-	-	-	-	-	-	
			T	-	-	-	-	-	-	-	-	-	-	-	-	-	-	-	-	-	-
			M	-	-	-	-	-	-	-	-	-	-	-	-	-	-	-	-	-	-
			F	-	-	-	-	-	-	-	-	-	-	-	-	-	-	-	-	-	-
			T	-	-	-	-	-	-	-	-	-	-	-	-	-	-	-	-	-	-
			M	-	-	-	-	-	-	-	-	-	-	-	-	-	-	-	-	-	-
			F	-	-	-	-	-	-	-	-	-	-	-	-	-	-	-	-	-	-
			T	-	-	-	-	-	-	-	-	-	-	-	-	-	-	-	-	-	-
			M	-	-	-	-	-	-	-	-	-	-	-	-	-	-	-	-	-	-
			F	-	-	-	-	-	-	-	-	-	-	-	-	-	-	-	-	-	-
			T	-	-	-	-	-	-	-	-	-	-	-	-	-	-	-	-	-	-
CREDIT INSTITUTIONS	812/813	1	M	-	-	-	-	-	-	-	-	-	-	-	-	-	-	-	-	-	
			F	-	-	-	-	-	-	-	-	-	-	-	-	-	-	-	-	-	
			T	-	-	-	-	-	-	-	-	-	-	-	-	-	-	-	-	-	-
			M	-	-	-	-	-	-	-	-	-	-	-	-	-	-	-	-	-	-
			F	-	-	-	-	-	-	-	-	-	-	-	-	-	-	-	-	-	-
			T	-	-	-	-	-	-	-	-	-	-	-	-	-	-	-	-	-	-
			M	-	-	-	-	-	-	-	-	-	-	-	-	-	-	-	-	-	-
			F	-	-	-	-	-	-	-	-	-	-	-	-	-	-	-	-	-	-
			T	-	-	-	-	-	-	-	-	-	-	-	-	-	-	-	-	-	-
			M	-	-	-	-	-	-	-	-	-	-	-	-	-	-	-	-	-	-
			F	-	-	-	-	-	-	-	-	-	-	-	-	-	-	-	-	-	-
			T	-	-	-	-	-	-	-	-	-	-	-	-	-	-	-	-	-	-



TAB.C6

FULL-TIME EMPLOYEES ACCORDING TO GROSS ANNUAL PAY, BY ACTIVITY, SEX AND QUALIFICATION

( 3 )

ACTIVITY	NACE	Q U A L I F I C A T I O N	S E X	GROSS ANNUAL PAY (NAT. CURRENCY - THOUSANDS OF UNITS)															
				< 4,8	>=4,8 <7,2	>=7,2 <9,6	>=9,6 <12,0	>=12,0 <14,4	>=14,4 <16,8	>=16,8 <19,2	>=19,2 <21,6	>=21,6 <24,0	>=24,0 <26,4	>=26,4 <28,8	>=28,8 <31,2	>=31,2 <33,6	>=33,6		
				4,8	<7,2	<9,6	<12,0	<14,4	<16,8	<19,2	<21,6	<24,0	<26,4	<28,8	<31,2	<33,6	<36,0		
CREDIT INSTS. WITH STAFF OF CIV. SERV. STATUS	812/813	1	M	-	-	-	-	-	-	-	-	-	-	-	-	-	-		
			F	-	-	-	-	-	-	-	-	-	-	-	-	-	-	-	
			T	-	-	-	-	-	-	-	-	-	-	-	-	-	-	-	
			2	M	-	-	-	-	-	-	-	-	-	-	-	-	-	6,2	6,2
				F	-	-	-	-	-	-	-	-	-	-	-	-	-	-	-
				T	-	-	-	-	-	-	-	-	-	-	-	-	-	-	-
			3	M	-	-	-	-	-	-	-	-	-	-	-	-	-	8,1	6,0
				F	-	-	-	-	-	-	-	-	-	-	-	-	-	14,3	-
				T	-	-	-	-	-	-	-	-	-	-	-	-	-	-	-
			4	M	-	-	-	-	-	-	-	-	-	-	-	-	-	14,3	-
				F	-	-	-	-	-	-	-	-	-	-	-	-	-	27,7	14,9
				T	-	-	-	-	-	-	-	-	-	-	-	-	-	15,7	-
5	M	-	-	-	1,4	7,7	15,4	26,6	7,0	2,1	-	-	-	-	-	-			
	F	-	-	-	0,3	1,6	4,0	5,9	2,7	3,3	1,5	2,7	7,7	25,3	12,7	-			
	T	-	-	-	1,1	3,9	5,2	5,5	7,1	11,1	17,5	22,9	16,6	6,1	2,1	-			
6	M	-	-	-	4,7	12,0	26,4	16,3	14,1	12,0	10,1	2,9	1,0	-	-	-			
	F	-	-	-	2,8	7,7	15,1	10,5	10,3	11,5	14,1	13,6	9,4	3,3	1,1	-			
	T	-	-	-	8,1	-	-	3,5	15,3	28,7	23,0	11,6	-	-	-	-			
T	M	-	-	12,7	23,5	29,5	13,8	2,6	11,4	6,5	-	-	-	-	-	-			
	F	-	-	7,1	11,3	18,2	7,5	3,1	13,4	18,2	12,1	6,1	-	3,0	-	-			
	T	-	-	0,8	3,6	4,3	4,5	6,7	11,0	15,2	18,7	14,0	9,2	3,8	-	-			
CREDIT INSTS. WITH STAFF OF COLL. AGRIC. STATUS	812/813	1	M	-	-	-	-	-	-	-	-	-	-	-	-	-			
			F	-	-	-	-	-	-	-	-	-	-	-	-	-	-		
			T	-	-	-	-	-	-	-	-	-	-	-	-	-	-	-	
			2	M	-	-	-	-	-	-	-	-	-	-	-	-	-	1,0	1,6
				F	-	-	-	-	-	-	-	-	-	-	-	-	-	-	-
				T	-	-	-	-	-	-	-	-	-	-	-	-	-	-	-
			3	M	-	-	-	-	-	-	-	-	-	-	-	-	-	1,0	1,6
				F	-	-	-	-	-	-	-	-	-	-	-	-	-	-	-
				T	-	-	-	-	-	-	-	-	-	-	-	-	-	-	-
			4	M	-	-	-	-	-	-	-	-	-	-	-	-	-	1,0	1,6
				F	-	-	-	-	-	-	-	-	-	-	-	-	-	-	-
				T	-	-	-	-	-	-	-	-	-	-	-	-	-	-	-
5	M	-	-	-	-	-	-	-	-	-	-	-	-	-	1,0	1,6			
	F	-	-	-	-	-	-	-	-	-	-	-	-	-	-	-			
	T	-	-	-	-	-	-	-	-	-	-	-	-	-	-	-			
6	M	-	-	-	-	-	-	-	-	-	-	-	-	-	1,0	1,6			
	F	-	-	-	-	-	-	-	-	-	-	-	-	-	-	-			
	T	-	-	-	-	-	-	-	-	-	-	-	-	-	-	-			
CREDIT INSTS. WITH STAFF OF OTHER STATUS	812/813	1	M	-	-	-	-	-	-	-	-	-	-	-	-	-	-		
			F	-	-	-	-	-	-	-	-	-	-	-	-	-	-	-	
			T	-	-	-	-	-	-	-	-	-	-	-	-	-	-	-	
			2	M	-	-	-	-	-	-	-	-	-	-	-	-	-	1,2	1,1
				F	-	-	-	-	-	-	-	-	-	-	-	-	-	-	-
				T	-	-	-	-	-	-	-	-	-	-	-	-	-	-	-
			3	M	-	-	-	-	-	-	-	-	-	-	-	-	-	1,2	1,1
				F	-	-	-	-	-	-	-	-	-	-	-	-	-	-	-
				T	-	-	-	-	-	-	-	-	-	-	-	-	-	-	-
			4	M	-	-	-	-	-	-	-	-	-	-	-	-	-	1,2	1,1
				F	-	-	-	-	-	-	-	-	-	-	-	-	-	-	-
				T	-	-	-	-	-	-	-	-	-	-	-	-	-	-	-
5	M	-	-	-	-	-	-	-	-	-	-	-	-	-	1,2	1,1			
	F	-	-	-	-	-	-	-	-	-	-	-	-	-	-	-			
	T	-	-	-	-	-	-	-	-	-	-	-	-	-	-	-			
6	M	-	-	-	-	-	-	-	-	-	-	-	-	-	1,2	1,1			
	F	-	-	-	-	-	-	-	-	-	-	-	-	-	-	-			
	T	-	-	-	-	-	-	-	-	-	-	-	-	-	-	-			
CREDIT INSTITUTIONS	812/813	1	M	-	-	-	-	-	-	-	-	-	-	-	-	-	-		
			F	-	-	-	-	-	-	-	-	-	-	-	-	-	-	-	
			T	-	-	-	-	-	-	-	-	-	-	-	-	-	-	-	
			2	M	-	-	-	-	-	-	-	-	-	-	-	-	-	-	-
				F	-	-	-	-	-	-	-	-	-	-	-	-	-	-	-
				T	-	-	-	-	-	-	-	-	-	-	-	-	-	-	-
			3	M	-	-	-	-	-	-	-	-	-	-	-	-	-	-	-
				F	-	-	-	-	-	-	-	-	-	-	-	-	-	-	-
				T	-	-	-	-	-	-	-	-	-	-	-	-	-	-	-
			4	M	-	-	-	-	-	-	-	-	-	-	-	-	-	-	-
				F	-	-	-	-	-	-	-	-	-	-	-	-	-	-	-
				T	-	-	-	-	-	-	-	-	-	-	-	-	-	-	-
5	M	-	-	-	-	-	-	-	-	-	-	-	-	-	-	-			
	F	-	-	-	-	-	-	-	-	-	-	-	-	-	-	-			
	T	-	-	-	-	-	-	-	-	-	-	-	-	-	-	-			
6	M	-	-	-	-	-	-	-	-	-	-	-	-	-	-	-			
	F	-	-	-	-	-	-	-	-	-	-	-	-	-	-	-			
	T	-	-	-	-	-	-	-	-	-	-	-	-	-	-	-			
T	M	-	-	-	-	-	-	-	-	-	-	-	-	-	-	-			
	F	-	-	-	-	-	-	-	-	-	-	-	-	-	-	-			
	T	-	-	-	-	-	-	-	-	-	-	-	-	-	-	-			

TAB.C6

SALARIES A TEMPS PLEIN SELON LA  
REMUNERATION ANNUELLE BRUTE  
PAR ACTIVITE, SEXE ET QUALIFICATION

( % )

REMUNERATION ANNUELLE BRUTE (MILLIERS D UNITES MONETAIRES NAT.)														SEX E	Q U A L I F I C A T I O N	N A C E	A C T I V I T E
>=36,0 <38,4	>=38,4 <40,8	>=40,8 <43,2	>=43,2 <45,6	>=45,6 <48,0	>=48,0 <50,4	>=50,4 <52,8	>=52,8 <55,2	>=55,2 <57,6	>=57,6 <60,0	>=60,0 <62,4	>=62,4 <64,8	>=64,8	EMS. TOG.				
-	-	-	-	-	-	-	-	-	-	-	-	-	88,8	100,0	M	1	INST. DE CREDIT DONT PERSONNEL ASS. FONCT.
16,8	18,9	6,2	-	-	-	-	-	-	24,5	-	-	-	88,8	100,0	F	2	
16,4	18,5	6,1	-	-	-	-	-	-	24,0	-	-	-	4,6	100,0	M	3	
-	-	-	-	24,6	-	-	-	-	-	-	-	-	-	100,0	F	4	
13,9	8,6	10,7	-	24,6	-	-	-	24,4	-	-	-	-	-	100,0	M	5	
11,2	19,6	-	-	-	-	-	-	-	-	-	-	-	-	100,0	F	6	
0,5	10,8	8,6	0,4	-	-	-	-	-	-	-	-	-	-	100,0	M	1	
0,3	-	-	0,2	-	-	-	-	-	-	-	-	-	-	100,0	F	2	
2,6	1,4	1,6	0,4	0,4	0,2	0,2	0,3	0,2	0,3	-	-	-	0,4	100,0	M	3	
0,9	0,9	-	-	-	-	-	-	-	-	-	-	-	-	100,0	F	4	
1,5	1,2	0,9	0,2	0,2	0,1	0,1	0,2	0,1	0,2	-	-	-	0,2	100,0	M	5	
-	-	-	1,2	-	-	-	-	-	-	5,8	-	-	76,9	100,0	F	6	
2,4	0,4	3,2	4,7	3,1	3,9	3,0	4,2	6,3	3,4	7,1	3,5	52,0	100,0	M	1		
2,4	0,4	3,2	4,7	3,1	4,0	3,0	4,2	6,3	3,4	7,1	3,5	51,9	100,0	F	2		
3,9	7,3	8,8	7,9	8,7	6,3	9,2	6,2	6,3	3,6	4,9	2,5	16,0	100,0	M	3		
37,7	-	-	-	-	-	-	-	-	-	-	-	-	-	100,0	F	4	
4,4	7,2	8,7	7,7	8,9	6,2	9,3	6,1	6,2	3,6	4,8	2,5	15,7	100,0	M	5		
13,2	11,5	8,8	5,3	3,0	2,9	1,5	1,3	0,9	0,8	0,2	0,5	1,0	100,0	F	6		
4,7	8,3	3,5	-	-	-	-	-	-	-	-	-	-	-	100,0	M	1	
12,7	11,3	8,5	5,0	2,8	2,7	1,5	1,3	0,9	0,8	0,2	0,4	0,8	100,0	F	2		
1,2	0,5	0,2	0,3	-	-	0,1	-	-	-	-	-	-	-	100,0	M	3	
0,9	0,4	0,2	0,2	-	-	0,1	-	-	-	-	-	-	-	100,0	F	4	
0,3	0,1	-	-	-	-	-	-	-	-	-	-	-	-	100,0	M	5	
0,2	0,1	-	-	-	-	-	-	-	-	-	-	-	-	100,0	F	6	
4,0	3,4	2,9	2,0	1,3	1,2	1,0	0,8	0,8	0,5	0,6	0,3	3,0	100,0	M	1		
0,3	0,3	0,1	-	-	-	0,1	-	-	-	-	-	-	-	100,0	F	2	
2,9	2,5	2,1	1,4	1,0	0,8	0,7	0,6	0,6	0,4	0,4	0,2	2,1	100,0	M	3		
1,1	-	2,5	9,5	9,1	8,4	13,1	7,4	7,0	5,7	3,2	7,8	21,6	100,0	F	4		
1,1	-	2,5	10,1	9,0	8,4	13,0	7,4	7,0	5,6	3,1	7,8	21,5	100,0	M	5		
8,6	6,7	3,4	4,3	4,1	3,1	1,1	2,0	0,8	3,9	1,1	1,4	5,9	100,0	F	6		
8,7	6,5	3,3	4,1	3,9	3,0	1,0	1,9	0,7	3,7	1,1	1,3	5,7	100,0	M	1		
7,1	8,4	4,3	1,6	3,5	2,5	3,0	2,3	3,3	2,6	-	0,2	3,8	100,0	F	2		
6,1	7,6	3,7	1,4	3,0	2,1	2,6	2,0	2,8	2,2	-	0,2	3,4	100,0	M	3		
4,4	5,2	2,0	2,1	1,4	0,6	0,6	-	-	-	-	-	0,1	100,0	F	4		
2,0	2,8	-	-	-	-	-	-	-	-	-	-	-	-	100,0	M	5	
4,1	4,8	1,8	1,8	1,2	0,6	0,5	-	-	-	-	-	0,0	100,0	F	6		
0,9	1,7	1,2	0,4	0,4	-	-	-	-	-	-	-	-	-	100,0	M	1	
0,4	0,9	0,6	0,2	0,2	-	-	-	-	-	-	-	0,3	100,0	F	2		
0,8	-	0,6	-	-	0,6	0,6	-	-	-	-	-	-	-	100,0	M	3	
0,3	-	0,2	-	-	0,2	0,2	-	-	-	-	-	-	-	100,0	F	4	
3,3	3,5	1,9	2,0	1,9	1,5	1,7	1,0	0,9	1,0	0,4	0,7	2,6	100,0	M	5		
0,2	0,3	0,1	-	-	-	-	-	-	-	-	-	-	-	100,0	F	6	
2,0	2,2	1,2	1,2	1,1	0,9	1,0	0,6	0,5	0,6	0,2	0,4	1,6	100,0	M	1		
1,4	-	2,5	7,9	7,4	6,9	10,7	6,6	6,8	4,6	3,6	6,5	32,1	100,0	F	2		
1,4	-	2,5	8,4	7,4	6,8	10,6	6,6	6,9	4,6	3,6	6,4	31,8	100,0	M	3		
6,4	4,6	3,4	4,4	3,6	3,4	1,8	2,8	3,0	4,3	3,4	2,2	23,8	100,0	F	4		
6,5	4,5	3,4	4,3	3,5	3,3	1,8	2,7	2,9	4,2	3,3	2,1	23,2	100,0	M	5		
5,0	7,6	7,0	5,4	7,1	5,0	6,8	5,1	5,3	3,2	3,0	1,6	11,3	100,0	F	6		
5,6	-	-	-	-	-	-	-	-	-	-	-	-	-	100,0	M	1	
5,0	7,3	6,6	5,1	6,8	4,7	6,7	4,8	5,0	3,0	2,8	1,5	10,5	100,0	F	2		
10,5	9,3	6,7	4,0	2,4	2,0	1,1	0,9	0,6	0,5	0,1	0,3	0,6	100,0	M	3		
2,7	7,0	1,7	-	-	-	-	-	-	-	-	-	-	-	100,0	F	4	
9,7	9,1	6,3	3,7	2,1	1,8	1,0	0,8	0,5	0,5	0,1	0,3	0,6	100,0	M	5		
1,0	0,6	0,4	0,3	0,1	-	0,1	-	-	-	-	-	-	-	100,0	F	6	
0,6	0,4	0,2	0,2	0,1	-	0,1	-	-	-	-	-	0,1	100,0	M	1		
0,4	0,2	0,1	-	-	0,1	0,1	-	-	-	-	-	-	-	100,0	F	2	
0,2	0,1	0,1	-	-	0,0	0,1	-	-	-	-	-	-	-	100,0	M	3	
3,7	3,3	2,5	1,8	1,4	1,1	1,1	0,8	0,8	0,6	0,5	0,4	2,6	100,0	F	4		
0,2	0,4	0,1	-	-	-	0,0	-	-	0,0	-	-	-	-	100,0	M	5	
2,5	2,3	1,7	1,2	0,9	0,8	0,7	0,5	0,5	0,4	0,3	0,3	1,8	100,0	F	6		

TAB.C7

QUANTILES OF DISTRIBUTION  
OF FULL-TIME EMPLOYEES ACCORDING TO  
GROSS MONTHLY PAY CORRECTED  
BY ACTIVITY, SEX AND QUALIFICATION

QUANTILES DE LA DISTRIBUTION  
DES SALAIRES A TEMPS PLEIN SELON LA  
REMUNERATION MENSUELLE BRUTE CORRIGEE  
PAR ACTIVITE, SEXE ET QUALIFICATION

ACTIVITY	RACE	QUALIFICATION	SEX	QUANTILES				
				Q(0,10)	Q(0,25)	Q(0,50)	Q(0,75)	Q(0,90)
CREDIT INSTS. WITH STAFF OF CIV. SERV. STATUS			1 M	-	-	-	-	-
			2 F	2304	2986	3290	4883	5116
			3 T	2314	2955	3279	4875	5113
			4 M	2933	4044	4143	4490	4632
			5 F	2933	4044	4143	4490	4632
			6 T	2035	2605	2777	3221	3567
			7 M	1071	1260	1495	2772	3495
			8 F	1390	2403	2738	3188	3542
			9 T	1509	1952	2268	2468	2707
			10 M	1221	1358	1603	1927	2186
			11 F	1284	1523	1969	2317	2548
			12 T	1283	1821	1866	2201	2482
CREDIT INSTS. WITH STAFF OF COLL. AGRT. STATUS			1 M	869	995	1140	1355	1703
			2 F	941	1111	1601	1876	2281
			3 T	1555	1877	2289	2588	2974
			4 M	1146	1312	1565	1807	2187
			5 F	1255	1519	2002	2381	2755
			6 T	3657	4958	5492	7701	9349
			7 M	3657	4958	5492	7701	9349
			8 F	3689	4385	5522	6601	7609
			9 T	3690	4381	5519	6600	7608
			10 M	3127	3611	4291	5083	6063
			11 F	3121	3597	4271	5060	6046
			12 T	2292	2663	3069	3528	4074
CREDIT INSTS. WITH STAFF OF OTHER STATUS			1 M	1903	2217	2603	2950	3293
			2 F	2260	2631	3037	3498	4040
			3 T	1494	1780	2105	2465	2745
			4 M	997	1295	1652	2001	2383
			5 F	1351	1663	2020	2407	2697
			6 T	940	1199	1536	1816	2117
			7 M	811	933	1155	1423	1621
			8 F	850	1033	1342	1661	1953
			9 T	1137	1529	2006	2613	3740
			10 M	824	964	1225	1533	1883
			11 F	934	1234	1700	2448	3387
			12 T	3592	3950	4453	5151	6094
CREDIT INSTITUTIONS	812/813		1 M	3594	3942	4447	5147	6088
			2 F	2094	2455	2978	3780	4893
			3 T	2043	2424	2950	3729	4836
			4 M	1973	2270	2879	3526	4431
			5 F	774	1084	1453	1914	2648
			6 T	1504	2109	2692	3404	4338
			7 M	1647	1926	2298	2794	3260
			8 F	921	1286	1671	2015	2540
			9 T	1485	1813	2195	2716	3203
			10 M	1094	1437	1857	2242	2724
			11 F	843	987	1218	1489	1762
			12 T	893	1106	1451	1914	2347
CREDIT INSTITUTIONS	812/813		1 M	822	1044	1484	1909	2257
			2 F	714	869	1069	1312	1549
			3 T	740	900	1145	1469	1856
			4 M	1180	1660	2147	2861	3880
			5 F	775	924	1158	1441	1749
			6 T	863	1115	1588	2292	3218
			7 M	3601	3968	4514	5318	6468
			8 F	3603	3960	4508	5311	6453
			9 T	2249	2753	3659	5152	6605
			10 M	1579	1876	2455	2974	4032
			11 F	2210	2729	3590	5118	6572
			12 T	2260	2998	3825	4685	5620
CREDIT INSTITUTIONS	812/813		1 M	814	1156	1538	2547	4021
			2 F	2075	2828	3717	4619	5558
			3 T	1920	2337	2843	3335	3826
			4 M	1109	1452	1963	2654	3119
			5 F	1786	2238	2782	3290	3775
			6 T	1392	1726	2096	2434	2733
			7 M	927	1154	1441	1787	2126
			8 F	1098	1424	1860	2278	2891
			9 T	920	1184	1540	1841	2146
			10 M	786	914	1129	1387	1598
			11 F	828	998	1297	1636	1848
			12 T	1176	1592	2095	2786	3704
CREDIT INSTITUTIONS	812/813		M	821	975	1243	1548	1822
			F	927	1226	1708	2391	3288

TAB.C7

QUANTILES OF DISTRIBUTION  
OF FULL-TIME EMPLOYEES ACCORDING TO  
GROSS ANNUAL PAY  
BY ACTIVITY, SEX AND QUALIFICATION

QUANTILES DE LA DISTRIBUTION  
DES SALAIRES A TEMPS PLEIN SELON LA  
REMUNERATION ANNUELLE BRUTE  
PAR ACTIVITE, SEXE ET QUALIFICATION

QUANTILES					SEXE	QUALIFICATION	MACE	ACTIVITE
Q(0,10)	Q(0,25)	Q(0,50)	Q(0,75)	Q(0,90)				
-	-	-	-	-	M	1		INST. DE CREDIT
31874	36628	40006	58002	58472	F	2		DONT PERSONNEL
31765	36407	39874	57951	58452	F	3		ASS. FONCT.
-	-	-	-	-	F	4		
26866	31452	33637	37781	41424	F	5		
14543	16849	19108	33368	39574	F	6		
18470	29732	33125	37553	40877	F	1		
16678	22077	26212	28907	31071	F	2		
13010	15132	17774	21849	25010	F	3		
14224	16700	22344	26927	29917	F	4		
14286	20666	23192	25600	27923	F	5		
9086	10853	13118	16000	20852	F	6		
10226	12873	19710	23503	26228	F	1		
17407	22671	26873	30517	34750	F	2		
12468	14818	17485	21671	25163	F	3		
13931	16891	22995	28021	32407	F	4		
54906	68669	-	-	-	F	1		INST. DE CREDIT
54906	68669	-	-	-	F	2		DONT PERSONNEL
43761	53640	66799	81379	96758	F	3		BEN. CONV. COLLECT.
43768	53581	66728	81333	96719	F	4		
37006	42276	49904	58918	70398	F	5		
36755	42116	49724	58662	70243	F	6		
26922	31446	36154	41119	47310	F	1		
22170	26829	31356	34864	39273	F	2		
26580	31160	35807	40786	46873	F	3		
18250	21196	25164	29595	32154	F	4		
12148	13730	19958	24145	28653	F	5		
16909	20150	24233	29078	31717	F	6		
11387	14863	18970	22151	25205	F	1		
9523	11302	13958	16917	19617	F	2		
10207	12620	16326	20303	23537	F	3		
14574	19340	24940	34259	45071	F	4		
9780	11792	14829	18541	23194	F	5		
11569	15569	21365	30554	41164	F	6		
43930	47812	53679	63757	82685	F	1		INST. DE CREDIT
43901	47695	53584	63712	82595	F	2		DONT PERSONNEL
24646	31244	35058	44661	59024	F	3		AUTRES STATUTS
24459	30867	34711	44059	58760	F	4		
23050	27502	34140	42049	55273	F	5		
9214	12689	15552	25083	28813	F	6		
16281	25332	32103	40325	53658	F	1		
19759	22917	27371	33389	39394	F	2		
11602	14249	19512	24676	30718	F	3		
17730	21832	26317	32573	38876	F	4		
14261	18193	22634	27383	32776	F	5		
9956	11703	14358	17585	20665	F	6		
10679	13339	17541	23065	28865	F	1		
8811	12530	17735	22633	27659	F	2		
8085	10708	12980	15664	18308	F	3		
9340	11053	13809	17716	22371	F	4		
15018	20533	26259	34831	47775	F	5		
9684	11271	13897	17087	20887	F	6		
10698	13903	20229	28164	40228	F	1	812/813	INSTITUTIONS
44178	49013	56493	74942	-	F	2		DE CREDIT
44137	48887	56409	74751	-	F	3		
28943	33241	44610	63458	84053	F	4		
18743	27402	30236	33589	37009	F	5		
28285	32997	43822	62731	83220	F	6		
27150	35417	44964	54933	65864	F	1		
9588	13278	16381	28387	37828	F	2		
24484	33719	43614	54135	65276	F	3		
22745	27842	33704	38346	44754	F	4		
13187	17553	24210	32086	37688	F	5		
21418	26780	33101	38889	44169	F	6		
16989	20718	24933	28160	32006	F	1		
10928	13466	16650	20877	24878	F	2		
13043	16900	22129	27184	30810	F	3		
11120	14649	18951	22343	25555	F	4		
9380	11093	13656	16539	19247	F	5		
9996	12208	15809	20021	23472	F	6		
14889	19840	25627	33678	44798	F	1		
9898	11916	14829	18556	23074	F	2		
11457	15251	21311	28759	38928	F	3		





**Series**  
**Série D**

TAB.D1

EMPLOYEES ACCORDING TO ACTIVITY, SEX, QUALIFICATION, SIZE OF ENTERPRISE AND TYPE OF EMPLOYMENT

( x )

ACTIVITY	NACE	QUALIFICATION	SEX	TYPE OF EMPLOYMENT				REGIME DE TRAVAIL		TYPE OF EMPLOYMENT													
				FULL-TIME				TEMPS-PLEIN		PART-TIME													
				SIZE OF ENTERPRISE (NUMBER OF EMPLOYEES)																			
10	50	100	200	500	>= 1000	TOT.	10	50	100	200													
49	99	199	499	999	>= 1000	ENS.	49	99	199	499													
CREDIT INSTS. WITH STAFF OF CIV. SERV. STATUS			M	1	-	-	-	-	-	-	-	-	-	-	-	-	-	-	-	-	-		
				2	-	-	-	-	-	-	100.0	-	-	-	-	-	-	-	-	-	-	-	-
				3	-	-	-	-	-	-	100.0	-	-	-	-	-	-	-	-	-	-	-	-
				4	-	-	-	-	-	-	100.0	-	-	-	-	-	-	-	-	-	-	-	-
				5	-	-	-	-	-	-	100.0	-	-	-	-	-	-	-	-	-	-	-	-
				6	-	-	-	-	-	-	100.0	-	-	-	-	-	-	-	-	-	-	-	-
				T	-	-	-	-	-	-	100.0	-	-	-	-	-	-	-	-	-	-	-	-
CREDIT INSTS. WITH STAFF OF COLL. AGRT. STATUS			M	1	-	-	-	-	-	-	100.0	-	-	-	-	-	-	-	-	-	-		
				2	-	-	-	-	-	-	100.0	-	-	-	-	-	-	-	-	-	-	-	
				3	-	2.5	-	-	-	-	100.0	-	-	-	-	-	-	-	-	-	-	-	-
				4	-	2.5	-	-	-	-	100.0	-	-	-	-	-	-	-	-	-	-	-	-
				5	-	1.6	-	-	-	-	100.0	-	-	-	-	-	-	-	-	-	-	-	-
				6	-	1.7	-	-	-	-	100.0	-	-	-	-	-	-	-	-	-	-	-	-
				T	-	1.7	-	-	-	-	100.0	-	-	-	-	-	-	-	-	-	-	-	-
CREDIT INSTS. WITH STAFF OF OTHER STATUS			M	1	-	-	-	-	-	-	100.0	-	-	-	-	-	-	-	-	-	-		
				2	-	-	-	-	-	-	100.0	-	-	-	-	-	-	-	-	-	-	-	
				3	77.2	13.8	-	1.5	-	-	100.0	-	-	-	-	-	-	-	-	-	-	-	-
				4	77.3	13.7	-	1.5	-	-	100.0	-	-	-	-	-	-	-	-	-	-	-	-
				5	64.6	16.3	-	9.2	-	-	100.0	-	-	-	-	-	-	-	-	-	-	-	-
				6	65.8	15.6	-	9.3	-	-	100.0	-	-	-	-	-	-	-	-	-	-	-	-
				T	80.8	18.8	-	16.2	-	-	100.0	-	-	-	-	-	-	-	-	-	-	-	-
CREDIT INSTITUTIONS	812/813		M	1	44.4	17.6	-	15.4	-	-	100.0	64.7	12.6	-	13.0	-	-	-	-	-	-		
				2	44.1	15.9	4.3	17.4	-	-	100.0	63.7	14.0	-	12.7	-	-	-	-	-	-		
				3	58.3	20.4	-	16.3	-	-	100.0	29.7	45.0	-	-	-	-	-	-	-	-		
				4	46.4	14.9	3.7	16.3	-	-	100.0	-	-	-	-	-	-	-	-	-	-		
				5	34.6	12.3	7.3	21.8	-	-	100.0	-	-	-	-	-	-	-	-	-	-		
				6	56.7	16.9	6.0	9.3	-	-	100.0	64.7	12.6	-	13.0	-	-	-	-	-	-		
				T	48.4	14.8	6.6	15.1	-	-	100.0	63.7	14.0	-	12.7	-	-	-	-	-	-		
CREDIT INSTITUTIONS	812/813		F	1	32.7	12.4	5.1	15.4	-	-	100.0	58.0	17.2	3.7	10.6	-	-	-	-	-			
				2	47.9	17.6	3.0	12.8	-	-	100.0	55.6	19.5	3.7	10.0	-	-	-	-	-			
				3	43.3	16.0	3.6	13.6	-	-	100.0	41.1	36.9	-	-	-	-	-	-				
				4	43.1	13.8	4.7	16.3	-	-	100.0	60.0	15.9	3.3	11.2	-	-	-	-				
				5	52.8	17.3	3.9	11.2	-	-	100.0	58.2	17.8	3.2	10.5	-	-	-	-				
				6	47.4	15.4	4.4	14.1	-	-	100.0	-	-	-	-	-	-	-	-				
				T	63.3	13.7	4.8	4.0	3.5	10.8	100.0	-	-	-	-	-	-	-					
CREDIT INSTITUTIONS	812/813		M	1	63.4	13.6	4.8	4.0	3.5	10.7	-	-	-	-	-	-	-	-	-				
				2	38.3	10.0	4.2	14.2	2.9	30.3	-	-	-	-	-	-	-	-	-				
				3	39.7	9.7	4.2	14.2	2.8	29.5	-	-	-	-	-	-	-	-					
				4	15.2	8.8	2.6	9.1	3.4	60.8	-	-	-	-	-	-	-	-					
				5	67.7	-	-	-	-	-	-	-	-	-	-	-	-	-					
				6	18.6	8.8	2.4	9.2	3.2	57.8	-	-	-	-	-	-	-						
				T	14.6	5.6	2.4	8.8	1.8	66.8	-	-	-	-	-	-	-						
CREDIT INSTITUTIONS	812/813		F	1	31.8	11.6	-	15.0	-	-	-	-	-	-	32.4	-	-	-	-				
				2	16.4	6.2	2.3	9.6	1.7	63.9	-	-	-	-	-	27.5	-	-					
				3	8.0	3.8	3.4	7.3	3.2	74.3	-	-	-	-	-	-	-						
				4	25.0	7.8	3.2	7.2	1.2	55.6	-	23.2	4.9	-	6.5	-	-						
				5	14.4	5.3	3.3	7.2	2.4	67.3	-	23.2	5.4	-	6.4	-	-						
				6	4.5	2.0	2.3	3.2	3.4	84.6	-	4.4	7.2	-	-	-							
				T	14.2	5.5	2.2	4.6	4.7	68.8	-	13.6	4.5	1.5	3.5	-	-						
CREDIT INSTITUTIONS	812/813		M	1	9.5	3.8	2.3	3.9	4.1	76.4	-	12.4	4.9	1.6	3.2	-	-						
				2	11.1	4.3	2.8	6.6	3.0	72.2	-	8.0	7.7	-	-								
				3	18.9	6.6	2.5	5.9	3.4	62.7	-	15.7	4.6	1.5	4.5	-							
				4	14.0	5.1	2.7	6.3	3.1	68.7	-	14.8	5.0	1.6	4.1	-							

TAB.D1

SALARIES SELON L ACTIVITE, LE SEXE,  
LA QUALIFICATION, LA TAILLE DE L ENTREPRISE  
ET LE REGIME DE TRAVAIL

( % )

REGIME DE TRAVAIL TEMPS-PARTIEL		ALL TYPES OF EMPLOYMENT										ENS. DES REGIMES DE TRAVAIL		SEXE	QUALIFICATION	NACE	ACTIVITE
TAILLE DE L ENTREPRISE (NOMBRE DE SALARIES)																	
500 - 999	>= 1000	(*)	TOT. ENS.	10 48	50 99	100 199	200 499	500 999	>= 1000	(*)	TOT. ENS.						
-	-	-	-	-	-	-	-	-	-	-	-	M	1		INST. DE CREDIT DONT PERSONNEL ASS. FONCT.		
-	-	-	-	-	-	-	-	-	-	-	100.0	F	2				
-	-	-	-	-	-	-	-	-	-	-	100.0	F	3				
-	-	-	-	-	-	-	-	-	-	-	100.0	F	4				
-	-	-	100.0	-	-	-	-	-	-	-	100.0	F	5				
-	-	-	100.0	-	-	-	-	-	-	-	100.0	F	6				
-	-	-	100.0	-	-	-	-	-	-	-	100.0	F	T				
-	-	-	100.0	-	-	-	-	-	-	-	100.0	F	1		INST. DE CREDIT DONT PERSONNEL BEN. CONV. COLLECT.		
-	-	-	-	-	-	-	-	-	-	-	100.0	F	2				
-	-	-	-	-	2.5	-	-	-	-	-	100.0	F	3				
-	-	-	-	-	2.4	-	-	-	-	-	100.0	F	4				
-	-	-	100.0	-	1.6	-	-	-	-	-	100.0	F	5				
-	-	-	100.0	-	1.7	-	-	-	-	-	100.0	F	6				
-	-	-	100.0	-	1.7	-	-	-	-	-	100.0	F	T				
-	-	-	100.0	-	0.5	-	-	-	-	-	100.0	F	1		INST. DE CREDIT DONT PERSONNEL AUTRES STATUTS		
-	-	-	100.0	-	0.4	-	-	-	-	-	100.0	F	2				
-	-	-	100.0	-	1.2	-	-	-	-	-	100.0	F	3				
-	-	-	100.0	-	0.7	-	-	-	-	-	100.0	F	4				
-	-	-	100.0	-	1.0	-	-	-	-	-	100.0	F	5				
-	-	-	-	77.3	13.7	-	-	1.5	-	-	100.0	F	6				
-	-	-	-	77.4	13.6	-	-	1.5	-	-	100.0	F	T				
-	-	-	-	64.6	16.3	-	-	9.2	-	-	100.0	F	1				
-	-	-	-	-	-	-	-	-	-	-	100.0	F	2				
-	-	-	-	65.0	15.6	-	-	9.3	-	-	100.0	F	3				
-	-	-	-	39.9	18.5	-	-	16.0	-	-	100.0	F	4				
-	-	-	-	82.7	-	-	-	-	-	-	100.0	F	5				
-	-	-	-	46.1	17.1	-	-	14.0	-	-	100.0	F	6				
-	-	-	-	44.1	14.0	-	4.2	17.4	-	-	100.0	F	T				
-	-	-	100.0	58.4	19.7	-	-	10.9	-	-	100.0	F	1				
-	-	-	100.0	46.6	15.0	-	3.6	16.2	-	-	100.0	F	2				
-	-	-	100.0	34.9	12.6	-	7.2	21.6	-	-	100.0	F	3				
-	-	-	100.0	57.7	16.3	-	5.5	9.7	-	-	100.0	F	4				
-	-	-	100.0	47.7	14.7	-	6.2	14.9	-	-	100.0	F	5				
-	-	-	100.0	32.5	14.5	-	5.0	14.6	-	-	100.0	F	6				
-	-	-	100.0	50.4	17.5	-	3.1	12.3	-	-	100.0	F	T				
-	-	-	100.0	45.8	16.7	-	3.6	12.9	-	-	100.0	F	1				
-	-	-	100.0	43.0	14.3	-	4.7	16.1	-	-	100.0	F	2				
-	-	-	100.0	54.2	17.0	-	3.8	11.2	-	-	100.0	F	3				
-	-	-	100.0	48.6	15.6	-	4.2	13.7	-	-	100.0	F	4				
-	-	-	-	63.5	13.6	-	4.0	4.0	3.5	10.7	100.0	F	5	812/813	INSTITUTIONS DE CREDIT		
-	-	-	-	63.6	13.5	-	4.8	4.0	3.5	10.7	100.0	F	6				
-	-	-	-	38.2	10.0	-	4.2	14.2	2.9	30.5	100.0	F	T				
-	-	-	-	-	-	-	-	-	-	-	100.0	F	1				
-	-	-	-	39.6	8.7	-	4.2	14.1	2.8	29.6	100.0	F	2				
-	-	-	-	15.7	8.8	-	2.5	9.1	3.4	60.6	100.0	F	3				
-	-	-	-	78.7	-	-	-	-	-	-	100.0	F	4				
-	-	-	-	14.8	8.6	-	2.4	9.1	3.1	57.1	100.0	F	5				
-	-	-	-	14.8	5.8	-	2.4	8.9	1.8	66.8	100.0	F	6				
-	-	-	33.3	31.4	11.0	-	-	16.9	-	-	100.0	F	T				
-	-	-	100.0	16.5	9.2	-	2.2	9.8	1.7	38.7	100.0	F	1				
-	-	-	100.0	8.1	5.8	-	3.4	7.2	3.2	74.2	100.0	F	2				
-	-	-	100.0	24.7	7.4	-	3.0	7.1	1.0	56.8	100.0	F	3				
-	-	-	100.0	15.0	5.3	-	3.2	7.2	2.3	67.0	100.0	F	4				
-	-	-	100.0	4.5	2.3	-	2.3	3.1	3.5	84.3	100.0	F	5				
-	-	-	100.0	14.0	5.2	-	2.0	4.2	4.1	70.4	100.0	F	6				
2.7	74.2	-	100.0	10.1	4.8	-	2.2	3.8	3.8	76.1	100.0	F	T				
2.9	75.8	-	100.0	11.0	4.4	-	2.8	6.5	3.0	72.3	100.0	F	1				
4.0	76.4	-	100.0	18.1	8.1	-	2.2	5.8	3.1	64.8	100.0	F	2				
2.2	71.5	-	100.0	14.1	5.1	-	2.6	8.1	3.0	69.1	100.0	F	3				
2.5	72.1	-	100.0	-	-	-	-	-	-	-	100.0	F	4				

TAB.D2

EMPLOYEES ACCORDING TO ACTIVITY, SEX, QUALIFICATION, AGE AND TYPE OF EMPLOYMENT

( % )

ACTIVITY	NACE	QUALIFICATION	SEX	TYPE OF EMPLOYMENT					REGIME DE TRAVAIL		TYPE OF EMPLOYMENT											
				FULL-TIME					TEMPS-PLEIN		PART-TIME											
				AGE																		
				(COMPLETED YEARS)																		
				21	30	45	>=	100.			21	30	45									
				21	29	44	54	(*)	ENS.		21	29	44	54								
CREDIT INSTS. WITH STAFF OF CIV. SERV. STATUS			M	F	-	-	-	-	-	-	-	-	-	-	-							
				T	-	-	-	-	-	-	-	-	-	-	-	-						
				2	F	-	-	46.6	-	-	-	-	100.0	-	-	-	-	-				
					T	-	-	-	-	-	-	-	-	-	-	-	-	-				
				3	F	-	-	47.7	-	-	-	-	100.0	-	-	-	-	-				
					T	-	-	-	-	-	-	-	-	-	-	-	-	-				
				4	F	-	-	46.7	26.2	14.4	-	-	100.0	-	-	-	-	-				
					T	14.5	39.2	38.2	24.1	16.6	-	-	100.0	-	-	55.6	-	-				
				5	F	3.1	17.8	32.3	16.3	10.0	-	-	100.0	-	-	54.1	-	-				
					T	9.7	31.7	32.3	16.3	10.0	-	-	100.0	-	-	-	-	-				
				6	F	36.7	41.8	8.0	7.0	5.6	-	-	100.0	11.0	17.5	32.8	25.3	-				
					T	22.1	36.4	21.5	12.0	8.0	-	-	100.0	12.6	17.8	32.6	24.2	-				
				T	F	11.1	35.3	28.8	18.7	-	-	-	100.0	-	-	46.2	-	-				
					T	68.3	23.1	-	-	-	-	-	100.0	54.1	-	34.0	-	-				
				1	F	42.2	28.7	16.6	9.6	-	-	-	100.0	36.9	13.7	37.9	11.5	-				
					T	6.3	28.9	33.8	18.6	10.4	-	-	100.0	-	33.1	43.1	-	-				
				CREDIT INSTS. WITH STAFF OF COLL. AGRT. STATUS			M	F	40.3	39.0	8.4	6.5	5.8	-	-	26.3	12.8	34.3	18.5			
								T	22.3	33.3	22.7	13.3	8.4	-	-	100.0	23.1	16.1	35.7	18.2		
								2	F	-	-	23.0	47.5	29.5	-	-	100.0	-	-	-	-	-
									T	-	-	35.8	41.6	21.2	-	-	100.0	-	-	-	-	-
								3	F	-	-	35.7	41.6	21.3	-	-	100.0	-	-	-	-	-
									T	-	3.5	40.0	34.5	22.0	-	-	100.0	-	-	-	-	-
								4	F	-	3.5	39.9	35.1	21.6	-	-	100.0	-	-	-	-	-
									T	-	13.6	42.8	27.9	15.6	-	-	100.0	-	-	-	-	-
5	F	-	24.3					33.5	35.7	-	-	-	100.0	-	-	-	-	-				
	T	-	14.3					42.3	28.4	14.9	-	-	100.0	-	-	-	-	-				
6	F	2.1	38.3					32.0	16.9	10.7	-	-	100.0	-	-	-	-	-				
	T	19.2	46.1					19.3	11.6	3.5	-	-	100.0	-	43.5	29.1	12.9	-				
T	F	5.7	39.9					29.4	15.8	9.2	-	-	100.0	-	41.6	29.4	12.9	-				
	T	21.9	44.5					13.2	10.3	10.1	-	-	100.0	37.9	20.1	15.9	8.4	-				
1	F	49.6	41.3					5.1	2.8	1.2	-	-	100.0	16.5	25.1	30.7	21.5	-				
	T	34.7	43.0					9.4	6.8	6.0	-	-	100.0	19.2	24.5	28.8	19.9	-				
2	F	10.2	32.7					26.6	18.1	12.5	-	-	100.0	35.2	19.6	17.6	9.7	-				
	T	43.6	41.4					8.1	5.2	1.7	-	-	100.0	15.4	26.7	30.8	20.6	-				
CREDIT INSTS. WITH STAFF OF OTHER STATUS			M					F	20.8	35.4	20.7	14.0	9.0	-	-	17.9	25.8	29.1	19.2			
								T	-	-	43.6	32.0	22.0	-	-	100.0	-	-	-	-		
								2	F	-	-	43.4	31.8	22.5	-	-	100.0	-	-	-	-	-
									T	-	24.8	57.0	13.4	4.9	-	-	100.0	-	-	-	-	-
								3	F	-	26.6	55.6	13.1	4.6	-	-	100.0	-	-	-	-	-
									T	-	29.1	48.7	15.2	5.9	-	-	100.0	-	-	-	-	-
				4	F	5.0	31.0	44.7	14.1	5.1	-	-	100.0	-	-	-	-	-				
					T	22.9	55.3	14.5	8.6	3.7	-	-	100.0	-	-	-	-	-				
				5	F	4.9	46.0	37.6	8.1	3.4	-	-	100.0	-	-	-	-	-				
					T	11.2	48.7	25.4	8.6	5.8	-	-	100.0	-	-	-	-	-				
				6	F	42.4	48.0	6.6	1.5	-	-	-	100.0	-	56.6	24.0	11.0	-				
					T	27.9	48.4	15.4	4.0	3.3	-	-	100.0	-	54.4	24.5	10.0	-				
				T	F	31.5	32.8	17.3	8.4	9.9	-	-	100.0	-	-	-	-	-				
					T	56.7	38.2	3.2	1.7	-	-	-	100.0	10.5	23.7	34.7	20.0	-				
				CREDIT INSTITUTIONS	012/013		M	F	49.1	36.6	7.5	3.8	3.2	-	-	10.0	22.4	32.3	20.3			
								T	9.3	37.5	35.0	11.2	7.0	-	-	100.0	-	-	-	-		
								1	F	48.0	43.4	5.7	2.0	0.8	-	-	100.0	8.8	32.7	31.6	17.7	
									T	26.6	40.1	21.9	7.1	4.2	-	-	100.0	8.2	30.7	30.6	17.4	
								2	F	-	-	39.5	34.2	24.4	-	-	100.0	-	-	-	-	-
									T	-	15.4	48.6	24.7	11.2	-	-	100.0	-	-	-	-	-
								3	F	-	16.8	48.0	24.2	11.0	-	-	100.0	-	-	-	-	-
									T	-	13.8	43.0	27.3	15.5	-	-	100.0	-	-	-	-	-
								4	F	2.1	15.3	41.6	26.5	14.4	-	-	100.0	-	-	-	-	-
									T	0.5	23.6	42.8	21.5	11.6	-	-	100.0	-	-	-	-	-
5	F	14.6	43.0					18.9	16.7	5.8	-	-	100.0	-	37.8	38.3	-	-				
	T	2.0	25.7					40.4	21.0	11.0	-	-	100.0	-	31.5	40.0	-	-				
6	F	5.9	39.2					30.5	14.8	9.4	-	-	100.0	-	-	-	-	-				
	T	35.0	45.6					10.4	5.7	3.1	-	-	100.0	6.7	39.7	28.5	16.3	-				
T	F	16.8	41.6					23.0	11.4	7.1	-	-	100.0	7.2	38.7	28.6	15.4	-				
	T	22.9	42.7					14.1	10.3	10.0	-	-	100.0	27.8	20.3	18.7	12.0	-				
1	F	52.2	39.8					4.6	2.4	0.9	-	-	100.0	16.7	23.9	31.8	20.6	-				
	T	38.1	41.2					9.2	6.2	5.3	-	-	100.0	18.1	23.4	30.1	19.5	-				
2	F	9.8	33.6					29.4	16.4	10.8	-	-	100.0	25.0	19.8	21.7	11.6	-				
	T	44.7	41.8					7.3	4.3	1.9	-	-	100.0	14.7	27.0	31.3	19.7	-				
3	F	22.7	36.6					21.3	11.9	7.5	-	-	100.0	15.9	26.1	30.1	18.7	-				

TAB.D2

SALARIES SELON L ACTIVITE, LE SEXE, LA QUALIFICATION, L AGE ET LE REGIME DE TRAVAIL

( % )

REGIME DE TRAVAIL TEMPS-PARTIEL		ALL TYPES OF EMPLOYMENT		ENS. DES REGIMES DE TRAVAIL						SEXE	NACE	ACTIVITE
AGE (ANNEES REVOLUES)												
>= 55	(°)	TOT. ENS.	< 21	21 28	30 44	45 54	>= 55	(°)	TOT. ENS.			
										M	1	INST. DE CREDIT DONT PERSONNEL ASS. FONCT.
						46.8			100.0	F	2	
						47.7			100.0	T	3	
									100.0	M	4	
		100.0	12.4	12.2	46.7	26.1	14.6		100.0	F	5	
		100.0	3.1	36.0	14.7	15.7			100.0	T	6	
		100.0	10.0	31.7	32.2	16.2	10.0		100.0	M	1	
13.3		100.0	32.7	38.1	12.7	9.8	6.8		100.0	F	2	
12.7		100.0	21.4	34.9	22.4	13.0	8.4		100.0	T	3	
		100.0	8.2	35.1	33.2	19.6			100.0	M	4	
		100.0	62.9	15.8	16.9				100.0	F	5	
		100.0	40.5	23.7	23.6	10.2			100.0	T	6	
		100.0	8.2	29.0	34.1	18.5	10.0		100.0	M	1	
8.1		100.0	37.5	33.8	13.6	8.9	6.3		100.0	F	2	
6.9		100.0	22.4	31.3	24.2	13.9	8.2		100.0	T	3	
					23.0	47.5	29.5		100.0	M	4	
						23.0	47.5	29.5	100.0	F	5	INST. DE CREDIT DONT PERSONNEL BEN.COMV.COLLECT.
						35.5	42.1	21.1	100.0	T	6	
									100.0	M	1	
					3.4	35.4	42.0	21.2	100.0	F	2	
						40.2	34.4	22.0	100.0	T	3	
					3.4	40.1	34.9	21.5	100.0	M	4	
						42.8	28.0	15.6	100.0	F	5	
		100.0		25.5	35.4	32.3			100.0	T	6	
		100.0		14.4	42.3	28.2	14.9		100.0	M	1	
			2.2	38.2	32.0	16.8	10.7		100.0	F	2	
		100.0	16.4	45.6	21.1	11.8	4.8		100.0	T	3	
10.2		100.0	5.7	40.0	29.4	15.6	9.3		100.0	M	4	
11.2		100.0	22.7	43.2	13.3	10.2	10.5		100.0	F	5	
17.7		100.0	39.5	36.3	13.0	8.5	2.7		100.0	T	6	
6.1		100.0	31.8	39.5	13.1	9.3	6.3		100.0	M	1	
7.6		100.0	10.9	32.3	26.3	17.8	12.6		100.0	F	2	
18.0		100.0	35.5	37.2	14.6	9.6	3.1		100.0	T	3	
6.5		100.0	20.4	34.2	21.8	14.7	8.9		100.0	M	4	
8.0		100.0			44.0	31.8	21.9		100.0	F	5	INST. DE CREDIT DONT PERSONNEL AUTRES STATUTS
						43.7	31.6	22.3	100.0	T	6	
					24.8	57.0	13.4	4.9	100.0	M	1	
									100.0	F	2	
					26.6	55.6	13.1	4.6	100.0	T	3	
					28.7	48.9	15.0	6.4	100.0	M	4	
					47.8				100.0	F	5	
			4.9	31.4	44.6	13.7	5.5		100.0	T	6	
				44.0	42.2	8.6	3.8		100.0	M	1	
		100.0	20.8	54.5	15.1	6.6			100.0	F	2	
		100.0	4.8	45.9	37.4	8.2	3.7		100.0	T	3	
		100.0	11.1	48.4	25.4	8.5	6.3		100.0	M	4	
		100.0	37.7	49.1	8.8	2.7	1.5		100.0	F	5	
		100.0	26.1	48.8	16.1	5.2	3.6		100.0	T	6	
58.8		100.0	29.7	31.2	16.6	9.4	13.1		100.0	M	1	
8.4		100.0	45.3	34.6	11.0	6.3	2.2		100.0	F	2	
12.6		100.0	41.3	33.7	12.4	7.1	5.0		100.0	T	3	
50.4		100.0	8.2	37.0	34.8	11.2	1.8		100.0	M	4	
7.3		100.0	40.5	41.4	10.6	5.0	2.0		100.0	F	5	
11.4		100.0	24.7	39.1	22.8	8.2	4.9	0.3	100.0	T	6	
					39.8	34.2	24.0		100.0	M	1	812/813 INSTITUTIONS DE CREDIT
						39.7	34.0	24.3	100.0	F	2	
				15.4	48.5	24.9	11.2		100.0	T	3	
					16.7	47.9	24.4	10.9	100.0	M	4	
					13.7	43.2	27.1	15.6	100.0	F	5	
					41.3	20.9			100.0	T	6	
			2.1	15.7	41.6	26.1	14.5		100.0	M	1	
			0.5	23.6	42.8	21.5	11.6		100.0	F	2	
		100.0	13.1	42.5	21.8	16.3	6.3		100.0	T	3	
		100.0	2.0	25.8	40.4	20.9	11.0		100.0	M	4	
		100.0	6.0	39.1	30.5	14.7	9.5		100.0	F	5	
8.8		100.0	30.7	44.7	13.1	7.3	4.0		100.0	T	6	
10.0		100.0	16.2	41.4	23.4	11.7	7.3		100.0	M	1	
21.3		100.0	23.2	41.3	14.4	10.4	10.7		100.0	F	2	
6.4		100.0	41.9	35.2	12.5	7.8	2.5		100.0	T	3	
8.3		100.0	34.1	37.7	13.3	8.0	5.9		100.0	M	4	
22.0		100.0	10.2	33.2	28.2	16.2	11.1		100.0	F	5	
8.0		100.0	37.4	38.2	13.1	8.0	3.1		100.0	T	6	
8.7		100.0	21.0	35.3	22.3	12.7	7.7	0.1	100.0	M	1	



SALARIES SELON L ACTIVITE, LE SEXE,  
LA QUALIFICATION, L ANCIENNETE DANS  
L ENTREPRISE ET LE REGIME DE TRAVAIL

(%)

REGIME DE TRAVAIL TEMPS-PARTIEL		ALL TYPES OF EMPLOYMENT						ENS. DES REGIMES DE TRAVAIL		SEX E	QUALI FICATION N	NACE	ACTIVITE
ANCIENNETE DANS L ENTREPRISE (ANNEES REVOLUES)													
>= 20	(*)	T06. ENS.	< 2	2 4	5 9	10 19	>= 20	(*)	T06. ENS.				
-	-	-	-	-	-	-	-	-	-	M	1	INST. DE CREDIT DONT PERSONNEL ASS. FONCT.	
-	-	-	-	-	-	40.6	-	-	100.0	F	2		
-	-	-	-	-	-	41.8	-	-	100.0	T	3		
-	-	-	-	-	-	-	-	-	100.0	M	4		
-	-	-	-	-	-	-	-	-	100.0	F	5		
-	-	-	-	-	-	-	-	-	100.0	T	6		
-	-	100.0	1.8	5.9	8.5	23.1	60.6	-	100.0	M	T		
-	-	100.0	11.3	29.3	21.6	-	31.7	-	100.0	F	1		
-	-	100.0	4.1	11.6	11.7	18.9	53.6	-	100.0	T	2		
-	-	100.0	11.4	23.8	14.8	28.5	21.5	-	100.0	M	3		
-	-	100.0	13.3	50.2	16.2	15.7	4.6	-	100.0	F	4		
-	-	100.0	12.4	37.0	15.5	22.1	13.0	-	100.0	T	5		
-	-	100.0	46.1	27.5	12.7	10.8	-	-	100.0	M	6		
-	-	100.0	66.3	23.5	7.9	-	-	-	100.0	F	T		
-	-	100.0	58.0	25.2	9.9	5.8	-	-	100.0	T	1		
-	-	100.0	14.2	21.6	13.5	25.7	25.1	-	100.0	M	2		
-	-	100.0	23.2	44.2	14.9	12.8	4.9	-	100.0	F	3		
-	-	100.0	18.5	32.6	14.1	19.4	15.3	-	100.0	T	4		
-	-	-	-	12.4	16.5	21.4	34.9	-	100.0	M	5		
-	-	-	-	-	-	-	-	-	100.0	F	6		
-	-	-	3.8	12.4	16.5	21.4	34.9	-	100.0	M	T		
-	-	-	19.0	16.1	24.6	36.5	-	-	100.0	F	1		
-	-	-	-	-	-	-	-	-	100.0	T	2		
-	-	-	3.8	18.9	16.1	24.5	36.6	-	100.0	M	3		
-	-	-	7.9	10.5	21.5	24.5	35.7	-	100.0	F	4		
-	-	-	-	-	-	-	-	-	100.0	T	5		
-	-	-	8.1	10.6	21.1	24.7	35.6	-	100.0	M	6		
-	-	100.0	8.1	14.9	16.1	25.3	35.6	-	100.0	F	T		
-	-	100.0	16.5	20.9	20.0	20.4	22.2	-	100.0	T	1		
-	-	100.0	8.6	15.3	16.4	25.0	34.7	-	100.0	M	2		
-	-	100.0	17.0	23.2	22.3	18.4	18.2	-	100.0	F	3		
-	-	100.0	27.6	30.1	22.6	12.3	7.4	-	100.0	T	4		
-	-	100.0	19.6	24.9	22.3	17.7	15.6	-	100.0	M	5		
-	-	100.0	37.4	26.2	19.1	10.9	6.3	-	100.0	F	6		
1.3	-	100.0	43.8	33.4	17.6	3.9	1.3	-	100.0	M	T		
1.3	-	100.0	40.8	30.1	18.3	7.1	3.6	-	100.0	F	1		
-	-	100.0	23.5	21.9	18.3	17.2	18.0	-	100.0	T	2		
1.3	-	100.0	41.1	32.6	18.3	5.4	2.6	-	100.0	M	3		
1.4	-	100.0	30.3	26.1	18.9	12.6	12.0	-	100.0	F	4		
-	-	-	5.3	6.9	17.6	36.6	32.4	-	100.0	T	5		
-	-	-	-	-	-	-	-	-	100.0	M	6		
-	-	-	5.2	6.8	17.5	36.4	32.8	-	100.0	F	T		
-	-	-	10.3	22.6	36.4	20.8	9.1	-	100.0	T	1		
-	-	-	-	-	-	-	-	-	100.0	M	2		
-	-	-	10.3	21.5	35.7	22.3	9.4	-	100.0	F	3		
-	-	-	15.4	20.7	31.6	16.1	8.1	-	100.0	T	4		
-	-	-	-	-	-	-	-	-	100.0	M	5		
-	-	-	16.9	28.9	31.1	16.1	7.0	-	100.0	F	6		
-	-	-	17.5	33.3	28.8	14.7	5.7	-	100.0	M	T		
-	-	100.0	28.4	32.5	25.3	10.7	-	-	100.0	T	1		
-	-	100.0	19.5	33.1	28.2	14.0	5.2	-	100.0	M	2		
-	-	100.0	28.0	34.7	22.7	9.9	3.4	-	100.0	F	3		
-	-	100.0	34.3	41.6	19.9	3.4	-	-	100.0	T	4		
-	-	100.0	32.0	38.6	21.1	6.2	1.7	-	100.0	M	5		
-	-	100.0	47.3	36.3	10.3	3.3	2.6	-	100.0	F	6		
-	-	100.0	47.7	36.5	13.1	1.6	-	-	100.0	M	T		
-	-	100.0	47.6	36.4	12.4	2.1	0.9	-	100.0	T	1		
-	-	100.0	24.7	31.2	23.8	13.3	6.8	-	100.0	F	2		
-	-	100.0	41.1	37.8	16.6	3.3	0.6	-	100.0	M	3		
-	-	100.0	32.8	34.4	20.2	8.4	3.7	-	100.0	T	4		
-	-	-	6.7	7.6	17.4	34.3	32.8	-	100.0	M	5		
-	-	-	-	-	-	-	-	-	100.0	F	6		
-	-	-	6.7	7.6	17.3	34.2	33.3	-	100.0	M	T		
-	-	-	7.7	20.8	27.9	22.8	20.4	-	100.0	T	1		
-	-	-	-	-	-	-	-	-	100.0	F	2		
-	-	-	7.7	20.2	27.7	23.7	20.3	-	100.0	M	3		
-	-	-	10.7	17.9	25.0	21.1	25.3	-	100.0	T	4		
-	-	-	24.6	27.9	24.1	-	-	-	100.0	M	5		
-	-	-	11.7	18.6	25.0	20.9	23.8	-	100.0	F	6		
-	-	-	10.9	20.5	19.9	21.7	27.0	-	100.0	M	T		
-	-	100.0	22.2	28.2	23.1	13.4	13.1	-	100.0	T	1		
-	-	100.0	12.2	21.4	20.3	20.7	25.4	-	100.0	M	2		
-	-	100.0	18.5	26.0	20.7	19.2	15.5	-	100.0	F	3		
-	-	100.0	25.9	41.4	19.4	9.6	3.5	-	100.0	T	4		
-	-	100.0	21.6	32.4	20.2	15.2	10.6	-	100.0	M	5		
-	-	100.0	39.1	27.7	17.7	9.8	5.7	-	100.0	F	6		
1.0	-	100.0	45.6	33.9	16.0	3.2	1.0	-	100.0	M	T		
1.2	-	100.0	42.9	31.3	16.7	5.9	2.9	-	100.0	T	1		
-	-	100.0	23.0	24.3	19.9	17.0	15.8	-	100.0	F	2		
1.0	-	100.0	38.0	35.7	17.3	5.6	2.2	-	100.0	M	3		
1.3	-	100.0	29.8	29.2	18.6	12.1	10.0	-	100.0	T	4		

TAB.D5

GROSS MONTHLY PAY(CORRECTED)  
OF FULL-TIME EMPLOYEES:  
MEAN(M) AND COEFFICIENT OF  
VARIATION(CV) ACCORDING TO  
ACTIVITY, SEX, QUALIFICATION  
AND SIZE OF ENTERPRISE

ACTIVITY	NACE	QUALIFICATION	SEX	SIZE OF ENTERPRISE (NUMBER OF EMPLOYEES)									
				10	50	100	200	500	>=	TOT.			
				49	99	199	499	999	1000	(*) ENS.			
CREDIT INSTS. WITH STAFF OF CIV. SERV. STATUS			1 M	-	-	-	-	-	-	-	-	-	
			1 F	-	-	-	-	-	-	-	-	-	-
			2 M	-	-	-	-	-	-	-	-	-	3607
			2 F	-	-	-	-	-	-	-	-	-	3589
			3 M	-	-	-	-	-	-	-	-	-	4006
			3 F	-	-	-	-	-	-	-	-	-	-
			4 M	-	-	-	-	-	-	-	-	-	4086
			4 F	-	-	-	-	-	-	-	-	-	2840
			5 M	-	-	-	-	-	-	-	-	-	1907
			5 F	-	-	-	-	-	-	-	-	-	2672
			6 M	-	-	-	-	-	-	-	-	-	2185
			6 F	-	-	-	-	-	-	-	-	-	1649
CREDIT INSTS. WITH STAFF OF COLL. AGRT. STATUS			1 M	-	-	-	-	-	-	-	-	1837	
			1 F	-	-	-	-	-	-	-	-	1884	
			2 M	-	-	-	-	-	-	-	-	1224	
			2 F	-	-	-	-	-	-	-	-	1613	
			3 M	-	-	-	-	-	-	-	-	2310	
			3 F	-	-	-	-	-	-	-	-	1628	
			4 M	-	-	-	-	-	-	-	-	2015	
			4 F	-	-	-	-	-	-	-	-	6442#	
			5 M	-	-	-	-	-	-	-	-	6442#	
			5 F	-	-	-	-	-	-	-	-	5891	
			6 M	-	-	-	-	-	-	-	-	5889	
			6 F	-	-	-	-	-	-	-	-	4454	
CREDIT INSTS. WITH STAFF OF OTHER STATUS			1 M	-	4382#	-	-	-	-	-	-	4437	
			1 F	-	4382#	-	-	-	-	-	-	3211	
			2 M	-	3020	-	-	-	-	-	-	2610	
			2 F	-	2993	-	-	-	-	-	-	3175	
			3 M	-	1994#	-	-	-	-	-	-	2143	
			3 F	-	1921#	-	-	-	-	-	-	1670	
			4 M	-	-	-	-	-	-	-	-	2044	
			4 F	-	-	-	-	-	-	-	-	1563	
			5 M	-	-	1203#	-	-	-	-	-	1211	
			5 F	-	-	1599#	-	-	-	-	-	1400	
			6 M	-	-	2807#	-	-	-	-	-	2332	
			6 F	-	-	1431#	-	-	-	-	-	1326	
CREDIT INSTITUTIONS	812/813		1 M	4414	5499	-	-	-	-	-	-	4630	
			1 F	4408	5499	-	-	-	-	-	-	4630	
			2 M	2851	3341	-	4406#	-	-	-	-	3233	
			2 F	2827	3341	-	-	-	-	-	-	3201	
			3 M	2394	2598	-	-	4321	-	-	-	3030	
			3 F	1370#	-	-	-	3858	-	-	-	1562#	
			4 M	2142	2607	-	-	3742	-	-	-	2633	
			4 F	2185	2287	2493	-	2577	-	-	-	2382	
			5 M	1596	1430	-	-	1897#	-	-	-	1708	
			5 F	2069	2132	2471	-	2505	-	-	-	2279	
			6 M	1585	1754	1923	-	2097	-	-	-	1895	
			6 F	1182	1176	1323	-	1438	-	-	-	1264	
CREDIT INSTITUTIONS	812/813		1 M	1321	1408	1636	-	1808	-	-	1562		
			1 F	1188	1307	1467#	-	1928#	-	-	1562		
			2 M	1047	1069	1023	-	1171	-	-	1109		
			2 F	1080	1124	1213	-	1432	-	-	1247		
			3 M	2298	2308	2159	-	2497	-	-	2373		
			3 F	1167	1150	1208	-	1333	-	-	1226		
			4 M	1736	1735	1784	-	2086	-	-	1864		
			4 F	4414	5562	-	5865	7030#	6663#	-	4802		
			5 M	4408	5562	-	5865	7030#	6663#	-	4795		
			5 F	2851	3398	-	4421	-	5865	-	4206		
			6 M	2827	3398	-	-	-	-	-	2547#		
			6 F	2394	2874#	3527#	4381	3783	3646	5865	4159		
CREDIT INSTITUTIONS	812/813		1 M	1370#	-	-	-	-	-	-	3906		
			1 F	2142	2962#	3527#	3698	3646	4417	-	1905#		
			2 M	2185	2427	-	2578	2806	3115	-	3774		
			2 F	1596	1482#	-	1646	-	2702	-	2921		
			3 M	2069	2268	-	2426	2756	3089	-	2062		
			3 F	1585	1817	2235#	1995	2241	2159	-	2834		
			4 M	1182	1200	1375	1388	1846	1669	-	2095		
			4 F	1321	1484	1930#	1772	2171	2008	-	1486		
			5 M	1188	1429	-	1877	1592	1567	-	1869		
			5 F	1047	1078	-	1182	1274	1193	-	1571		
			6 M	1080	1166	1892#	1462	1404	1394	-	1181		
			6 F	2298	2400	2967#	2523	2371	2302	-	1371		
T	1167	1167	1585#	1343	1349	1374	-	2341					
T	1736	1833	2503#	2119	1962	1982	-	1325					
T								1970					



TAB.D5

REMUNERATION MENSUELLE BRUTE  
CORRIGEE DES SALAIRES A TEMPS PLEIN:  
MOYENNE(M) ET COEFFICIENT DE VARIATION  
(CV) SELON L ACTIVITE , LE SEXE,  
LA QUALIFICATION ET LA TAILLE  
DE L ENTREPRISE

CV

TAILLE ENTREPRISE (NOMBRE DE SALAIRES)							SEXE	QUALIFICATION	NACE	ACTIVITE
10	50	100	200	500	>= 1000	(*)				
49	99	199	499	999			ENS.			
-	-	-	-	-	-	-	-	M	1	INST. DE CREDIT
-	-	-	-	-	-	-	-	F	2	DONT PERSONNEL
-	-	-	-	-	-	-	30.7	M	3	ASS. FONCT.
-	-	-	-	-	-	-	-	F	4	
-	-	-	-	-	-	-	30.8	M	5	
-	-	-	-	-	-	-	13.9	F	6	
-	-	-	-	-	-	-	-	M	1	
-	-	-	-	-	-	-	13.9	F	2	
-	-	-	-	-	-	-	20.4	M	3	
-	-	-	-	-	-	-	47.1	F	4	
-	-	-	-	-	-	-	28.0	M	5	
-	-	-	-	-	-	-	20.1	F	6	
-	-	-	-	-	-	-	21.0	M	1	
-	-	-	-	-	-	-	24.8	F	2	
-	-	-	-	-	-	-	23.3	M	3	
-	-	-	-	-	-	-	23.1	F	4	
-	-	-	-	-	-	-	33.5	M	5	
-	-	-	-	-	-	-	26.4	F	6	
-	-	-	-	-	-	-	25.6	M	1	
-	-	-	-	-	-	-	31.4	F	2	
-	-	-	-	-	-	-	40.4#	M	3	INST. DE CREDIT
-	-	-	-	-	-	-	-	F	4	DONT PERSONNEL
-	-	-	-	-	-	-	40.4#	M	5	BEN. CONV. COLLECT.
-	-	-	-	-	-	-	69.4	F	6	
-	-	-	-	-	-	-	-	M	1	
-	-	-	-	-	-	-	69.4	F	2	
-	-	-	-	-	-	-	26.3	M	3	
-	26.0#	-	-	-	-	-	-	F	4	
-	26.0#	-	-	-	-	-	26.3	M	5	
-	23.4	-	-	-	-	-	40.5	F	6	
-	-	-	-	-	-	-	22.4	M	1	
-	-	-	-	-	-	-	40.3	F	2	
-	23.3	-	-	-	-	-	30.7	M	3	
-	31.6#	-	-	-	-	-	30.1	F	4	
-	-	-	-	-	-	-	32.1	M	5	
-	30.9#	-	-	-	-	-	42.6	F	6	
-	-	-	-	-	-	-	43.4	M	1	
-	32.8#	-	-	-	-	-	45.0	F	2	
-	44.8#	-	-	-	-	-	62.2	M	3	
-	45.4#	-	-	-	-	-	45.6	F	4	
-	33.7#	-	-	-	-	-	66.1	M	5	
-	51.2#	-	-	-	-	-	22.2	F	6	
18.2	20.7	-	-	-	-	-	-	M	1	INST. DE CREDIT
-	-	-	-	-	-	-	22.2	F	2	DONT PERSONNEL
18.2	20.7	-	-	-	-	-	22.2	M	3	AUTRES STATUTS
28.3	26.0	-	34.5#	-	-	-	35.4	F	4	
-	-	-	-	-	-	-	-	M	5	
28.8	26.0	-	35.0	-	-	-	35.7	F	6	
23.8	25.8	-	31.7	-	-	-	33.4	M	1	
36.3#	-	-	-	-	-	-	46.0#	F	2	
33.0	27.8	-	33.1	-	-	-	38.8	M	3	
24.0	23.6	30.8	25.0	-	-	-	26.6	F	4	
33.7	26.1	-	29.3#	-	-	-	38.0	M	5	
27.9	28.9	31.1	26.7	-	-	-	29.9	F	6	
37.0	33.6	25.7	33.4	-	-	-	35.1	M	1	
25.7	31.2	18.1	28.6	-	-	-	28.2	F	2	
35.2	39.0	30.2	36.8	-	-	-	39.5	M	3	
32.8	35.9	26.9#	46.7#	-	-	-	43.5	F	4	
25.6	24.6	26.8	24.9	-	-	-	28.1	M	5	
28.4	30.1	32.8	47.6	-	-	-	40.3	F	6	
48.7	49.0	39.3	43.6	-	-	-	46.5	M	1	
33.0	32.2	24.7	33.6	-	-	-	34.7	F	2	
58.3	58.1	46.5	51.3	-	-	-	55.8	M	3	
18.2	20.7	-	27.0	25.6#	38.6#	-	28.0	F	4	812/813 INSTITUTIONS
-	-	-	-	-	-	-	-	M	5	DE CREDIT
18.2	20.7	-	27.0	25.6#	38.6#	-	28.0	F	6	
28.3	26.8	-	28.9	-	22.6	-	69.3	M	1	
-	-	-	-	-	-	-	31.8#	F	2	
28.8	26.9	-	29.3	-	22.6	-	69.5	M	3	
23.8	36.2#	32.6#	28.1	27.1	25.6	-	33.3	F	4	
36.3#	-	-	-	-	-	-	54.8#	M	5	
33.0	36.8#	32.6#	29.0	27.1	25.6	-	36.5	F	6	
24.0	26.3	-	25.0	20.4	-	-	39.8	M	1	
33.7	29.2#	-	32.6	-	23.5	-	38.2	F	2	
27.9	31.0	-	29.6	21.3	24.7	-	40.9	M	3	
37.0	33.6	71.4#	34.0	20.9	23.8	-	30.0	F	4	
25.7	31.3	23.1	31.2	16.7	24.8	-	29.9	M	5	
35.2	39.4	70.5#	37.6	21.6	26.7	-	34.2	F	6	
32.8	41.2	-	40.2	21.0	33.5	-	42.5	M	1	
25.6	25.6	-	25.4	28.0	27.1	-	39.8	F	2	
28.4	35.1	130.5#	43.2	27.2	34.5	-	44.3	M	3	
48.7	49.0	126.9#	44.6	93.6	48.1	-	56.1	F	4	
33.0	32.9	110.8#	34.1	28.9	35.7	-	40.8	M	5	
58.3	59.6	131.8#	52.1	82.2	52.4	-	61.0	F	6	

TAB.D6

INDEX OF MEAN GROSS MONTHLY PAY (CORRECTED) OF FULL-TIME EMPLOYEES ACCORDING TO ACTIVITY, SEX, QUALIFICATION AND SIZE OF ENTERPRISE (PAY OF ALL FULL-TIME EES. = 100)

INDICE DE LA REMUNERATION MENSUELLE BRUTE CORRIGEE MOYENNE DES SALAIRES A TEMPS PLEIN SELON L ACTIVITE, LE SEXE, LA QUALIF. ET LA TAILLE DE L ENTREP. (REM. DE L ENS. DES SAL. A TEMPS PLEIN = 100)

ACTIVITY	NACE	QUALIFICATION	SEX	SIZE OF ENTERPRISE (NUMBER OF EMPLOYEES)										
				10	50	100	200	500	>= 1000	(*)	106. ENS.			
				49	99	199	499	999						
CREDIT INSTS. WITH STAFF OF CIV. SERV. STATUS			M	-	-	-	-	-	-	-	-	-	-	
			F	-	-	-	-	-	-	-	-	-	-	-
			T	-	-	-	-	-	-	-	-	-	-	100.0
			M	-	-	-	-	-	-	-	-	-	-	100.0
			F	-	-	-	-	-	-	-	-	-	-	100.0
			T	-	-	-	-	-	-	-	-	-	-	100.0
			T	-	-	-	-	-	-	-	-	-	-	100.0
CREDIT INSTS. WITH STAFF OF COLL. AGRT. STATUS			M	-	-	-	-	-	-	-	-	-	-	100.0
			F	-	-	-	-	-	-	-	-	-	-	100.0
			T	-	-	-	-	-	-	-	-	-	-	100.0
			M	-	-	-	-	-	-	-	-	-	-	100.0
			F	-	-	-	-	-	-	-	-	-	-	100.0
			T	-	-	-	-	-	-	-	-	-	-	100.0
			T	-	-	-	-	-	-	-	-	-	-	100.0
CREDIT INSTS. WITH STAFF OF OTHER STATUS			M	95.2	-	-	-	-	-	-	-	-	-	100.0
			F	95.2	118.8	-	-	-	-	-	-	-	-	100.0
			T	88.2	103.3	-	136.3#	-	-	-	-	-	-	100.0
			M	88.3	104.4	-	135.0	-	-	-	-	-	-	100.0
			F	79.0	85.7	-	127.3	-	-	-	-	-	-	100.0
			T	87.7#	-	-	-	-	-	-	-	-	-	100.0#
			T	75.6	92.0	-	132.1	-	-	-	-	-	-	100.0
CREDIT INSTITUTIONS	812/813		M	91.7	96.4	104.7	108.2	-	-	-	-	-	-	100.0
			F	93.4	83.7	-	111.1#	-	-	-	-	-	-	100.0
			T	90.8	93.6	108.4	109.9	-	-	-	-	-	-	100.0
			M	83.6	92.6	101.5	110.7	-	-	-	-	-	-	100.0
			F	93.5	93.0	104.7	113.8	-	-	-	-	-	-	100.0
			T	84.6	90.1	104.7	120.9	-	-	-	-	-	-	100.0
			T	76.1	83.7	93.8#	123.5#	-	-	-	-	-	-	100.0
CREDIT INSTITUTIONS	812/813		M	94.4	96.4	92.2	105.6	-	-	-	-	-	-	100.0
			F	86.6	90.2	97.2	114.8	-	-	-	-	-	-	100.0
			T	96.8	97.2	91.0	105.2	-	-	-	-	-	-	100.0
			M	95.2	93.8	98.5	108.8	-	-	-	-	-	-	100.0
			F	93.1	93.0	95.7	111.9	-	-	-	-	-	-	100.0
			T	91.9	115.8	-	122.1	146.4#	138.8#	-	-	-	-	100.0
			T	91.9	116.0	-	122.3	146.6#	138.8#	-	-	-	-	100.0
CREDIT INSTITUTIONS	812/813		M	67.8	80.8	-	105.1	-	-	-	-	-	-	100.0
			F	68.0	81.7	-	105.3	-	-	-	-	-	-	100.0#
			T	61.3	76.1#	90.3#	96.9	93.4	141.0	-	-	-	-	100.0
			M	71.9#	-	-	-	-	113.4	-	-	-	-	100.0
			F	56.8	78.5#	93.5#	98.0	96.6	117.0	-	-	-	-	100.0
			T	74.8	83.1	-	88.3	96.1	106.7	-	-	-	-	100.0
			T	77.4	71.9#	-	79.8	-	131.1	-	-	-	-	100.0
CREDIT INSTITUTIONS	812/813		M	73.0	80.0	-	85.6	-	-	-	-	-	-	100.0
			F	75.6	86.7	106.7#	95.2	106.9	103.1	-	-	-	-	100.0
			T	79.5	80.8	92.5	93.4	124.2	112.3	-	-	-	-	100.0
			M	70.7	79.4	103.3#	94.8	116.1	107.4	-	-	-	-	100.0
			F	75.7	91.0	-	118.5	101.4	99.8	-	-	-	-	100.0
			T	88.7	91.3	-	100.1	107.9	101.0	-	-	-	-	100.0
			T	78.8	85.0	138.0#	106.6	102.4	101.7	-	-	-	-	100.0
CREDIT INSTITUTIONS	812/813		M	98.2	102.5	126.8#	107.8	101.3	98.3	-	-	-	-	100.0
			F	88.1	88.1	119.6#	101.3	101.8	103.7	-	-	-	-	100.0
			T	88.1	93.0	127.1#	107.6	99.6	101.1	-	-	-	-	100.0

TAB.D6

INDEX OF MEAN GROSS  
MONTHLY PAY (CORRECTED)  
OF FULL-TIME FEMALE EMPLOYEES  
ACCORDING TO ACTIVITY,  
QUALIFICATION AND SIZE OF ENTERPRISE  
(PAY OF FULL-TIME MALE EES.=100)

INDICE DE LA REMUNERATION  
MENSUELLE BRUTE CORRIGEE  
MOYENNE DES SALAIRES FEMININS  
A TEMPS PLEIN SELON L'ACTIVITE,  
LA QUALIF. ET LA TAILLE DE L'ENTREP.  
(REM. DES SAL. MASC. A TEMPS PLEIN = 100)

TAILLE ENTREPRISE (NOMBRE DE SALARIE)							SEX E	QUALIFICATION	NACE	ACTIVITE
10	50	100	200	500	>=	TOT.				
49	99	199	499	999	1000	(*)	ENS.			
-	-	-	-	-	-	-	-	M	1	INST. DE CREDIT
-	-	-	-	-	-	-	100.0	F	2	DONT PERSONNEL
-	-	-	-	-	-	-	100.0	F	3	ASS. FONCT.
-	-	-	-	-	-	-	100.0	M	4	
-	-	-	-	-	-	-	70.3	F	4	
-	-	-	-	-	-	-	100.0	M	5	
-	-	-	-	-	-	-	75.5	F	5	
-	-	-	-	-	-	-	100.0	M	6	
-	-	-	-	-	-	-	61.7	F	6	
-	-	-	-	-	-	-	100.0	M	T	
-	-	-	-	-	-	-	70.5	F	T	
-	-	-	-	-	-	-	100.0#	M	1	INST. DE CREDIT
-	-	-	-	-	-	-	100.0	F	2	DONT PERSONNEL
-	-	-	-	-	-	-	100.0	M	3	BEN. CONV. COLLECT.
-	100.0#	-	-	-	-	-	100.0	M	3	
-	100.0	-	-	-	-	-	100.0	M	4	
-	100.0	-	-	-	-	-	81.3	F	4	
-	100.0#	-	-	-	-	-	100.0	M	5	
-	100.0	-	-	-	-	-	77.9	F	5	
-	56.1#	-	-	-	-	-	100.0	M	6	
-	100.0#	-	-	-	-	-	77.4	F	6	
-	51.0#	-	-	-	-	-	100.0	M	T	
-	51.0#	-	-	-	-	-	56.8	F	T	
100.0	100.0	-	-	-	-	-	100.0	M	1	INST. DE CREDIT
100.0	100.0	-	-	-	-	-	100.0	F	2	DONT PERSONNEL
100.0	100.0	-	100.0#	-	-	-	100.0	M	2	AUTRES STATUTS
100.0	100.0	-	100.0	-	-	-	100.0	M	3	
57.2#	100.0	-	100.0	-	-	-	51.6#	F	3	
100.0	100.0	100.0	100.0	-	-	-	100.0	M	4	
73.1	62.3	-	73.6#	-	-	-	71.7	F	4	
100.0	100.0	100.0	100.0	-	-	-	100.0	M	5	
74.6	67.0	68.8	68.6	-	-	-	66.7	F	5	
100.0	100.0	100.0#	100.0#	-	-	-	100.0	M	6	
88.1	81.8	69.7	60.8	-	-	-	71.0	F	6	
100.0	100.0	100.0	100.0	-	-	-	100.0	M	T	
50.8	49.8	55.9	53.4	-	-	-	51.7	F	T	
100.0	100.0	-	100.0	100.0#	100.0#	-	100.0	M	1	812/813 INSTITUTIONS
100.0	100.0	-	100.0	-	-	-	100.0	F	1	DE CREDIT
100.0	100.0	-	100.0	-	100.0	-	100.0	M	2	
57.2#	100.0#	100.0#	100.0	100.0	100.0	-	60.6#	F	2	
57.2#	100.0	-	100.0	-	-	-	48.8#	M	3	
73.1	61.1#	-	100.0	100.0	100.0	-	100.0	M	4	
73.1	61.1#	-	63.8	100.0	100.0	-	70.6	F	4	
100.0	100.0	100.0#	100.0	100.0	100.0	-	100.0	M	5	
74.6	66.1	61.5	69.6	82.4	77.3	-	70.9	F	5	
100.0	100.0	-	100.0	100.0	100.0	-	100.0	M	6	
88.1	75.4	-	63.0	80.0	76.1	-	75.2	F	6	
100.0	100.0	100.0#	100.0	100.0	100.0	-	100.0	M	T	
50.8	48.6	53.4#	53.2	56.9	59.7	-	58.6	F	T	

TAB.D7

GROSS MONTHLY PAY(CORRECTED)  
OF FULL-TIME EMPLOYEES :  
MEAN(M) AND COEFFICIENT OF  
VARIATION(CV) ACCORDING TO  
ACTIVITY , SEX , QUALIFICATION  
AND AGE

ACTIVITY	NACE	Q U A L I F I C A T I O N	S E X	AGE (COMPLETED YEARS)									
				< 21	21 - 29	30 - 44	45 - 54	>= 55	(*)	TOT. ENS.			
CREDIT INSTS. WITH STAFF OF CIV. SERV. STATUS			1	M	-	-	-	-	-	-	-	-	
			1	F	-	-	-	-	-	-	-	-	
			2	M	-	-	3222	-	-	-	-	-	3807
			2	F	-	-	3200	-	-	-	-	-	3500
			3	M	-	-	-	-	-	-	-	-	4006
			3	F	-	-	-	-	-	-	-	-	-
			4	M	-	1852	2817	3039	3142	-	-	-	4086
			4	F	1055	1348	-	-	-	-	-	-	2840
			5	M	1051	1622	2901	2997	3208	-	-	-	1907
			5	F	1306	1979	2423	2445	2334	-	-	-	2672
			6	M	1310	1703	2039	2157	2193	-	-	-	2185
			6	F	1309	1831	2350	2367	2209	-	-	-	1640
CREDIT INSTS. WITH STAFF OF COLL. AGRIC. STATUS			1	M	1076	1479	2153	2148	-	-	-	1937	
			1	F	1082	1681	2092	2131	-	-	-	1984	
			T	M	1286	1988	2524	2656	2540	-	-	1224	
			T	F	1267	1875	2035	2217	2368	-	-	1613	
			1	M	1271	1815	2446	2217	2487	-	-	2310	
			1	F	-	-	-	5905#	-	-	-	1628	
			2	M	-	-	-	5905#	-	-	-	2015	
			2	F	-	-	5916#	5973	5850	-	-	6442#	
			2	T	-	-	5916#	5973	5850	-	-	5881	
			3	M	-	2820	4221	4565	4953	-	-	5880	
			3	F	-	-	-	-	-	-	-	4454	
			CREDIT INSTS. WITH STAFF OF OTHER STATUS			1	M	-	2019	4200	4537	4953	-
1	F	-				2418	3109	3494	3688	-	-	3211	
T	M	-				2075	2663	2811	-	-	2610		
T	F	-				2384	3087	3450	3670	-	-	3175	
5	M	1082				1796	2312	2510	2517	-	-	2143	
5	F	1016				1576	2090	2279	2283	-	-	1670	
6	M	1036				1743	2282	2475	2499	-	-	2044	
6	F	959				1532	1961	2111	1934	-	-	1563	
T	M	953				1306	1844#	1936#	1651	-	-	1211	
T	F	955				1467	1931	2080	1912	-	-	1400	
1	M	967				1703	2789	3146	2984	-	-	2332	
1	F	957				1420	2048	2314	2005	-	-	1326	
CREDIT INSTITUTIONS	812/813		1	M	961	1601	2697	3050	2932	-	-	2013	
			1	F	-	-	4536	4651	4880	-	-	4836	
			2	M	-	2388	3306	4085#	4693#	-	-	4830	
			2	F	-	-	-	-	-	-	-	3233	
			3	M	-	2310	3297	4061#	4693#	-	-	3201	
			3	F	-	2180	3245	3894#	3163#	-	-	3030	
			4	M	-	1450	-	-	-	-	-	1582#	
			4	F	-	2054	3209	3788#	3163#	-	-	2833	
			T	M	-	1864	2714	3031	2592	-	-	2382	
			T	F	921#	1657	2491#	-	-	-	-	1780	
			5	M	986#	1907	2699	2976	2595	-	-	2279	
			5	F	962	1670	2395	2497	2393	-	-	1895	
6	M	951	1400	1880	2063#	-	-	-	1264				
6	F	953	1533	2279	2423	2267	-	-	1562				
T	M	944	1558	2306	2101	1835	-	-	1562				
T	F	913	1338	1843	1599	-	-	-	1180				
1	M	919	1388	2119	1935	1838	-	-	1247				
1	F	860	1833	2806	3309	3027	-	-	2373				
1	T	926	1408	1991	1988	2043#	-	-	1226				
1	T	933	1620	2802	3137	2948	-	-	1864				
2	M	-	-	4740	4853	5024	-	-	4802				
2	F	-	-	-	-	-	-	-	-				
2	T	-	2358	4007	5274	5461	-	-	4795				
3	M	-	2354	3991	5252	5455	-	-	4208				
3	F	-	2303	3794	4416	4871	-	-	2547#				
4	M	-	1478	-	-	-	-	-	4188				
4	F	-	2171	3781	4369	4871	-	-	3006				
4	T	1189#	2123	2872	3404	3536	-	-	1805#				
5	M	951	1703	2586	2824	3030	-	-	3774				
5	F	1008	2053	2851	3355	3513	-	-	2021				
5	T	1103	1792	2354	2492	2455	-	-	2862				
6	M	1081	1538	2018	2205	2137	-	-	2834				
6	F	1088	1887	2298	2429	2403	-	-	2095				
T	M	958	1538	2026	2112	1927	-	-	1466				
T	F	943	1373	1802	1883#	1868	-	-	1889				
T	T	947	1488	1970	2084	1907	-	-	1571				
T	M	985	1788	2797	3123	2853	-	-	1181				
T	F	976	1447	2031	2239	2149	-	-	1371				
T	T	979	1628	2701	3008	2884	-	-	2341				
									1325				
									1979				

TAB.D7

REMUNERATION MENSUELLE BRUTE  
CORRIGEE DES SALAIRES A TEMPS PLEIN:  
MOYENNE(M) ET COEFFICIENT DE VARIATION  
(CV) SELON L'ACTIVITE, LE SEXE, LA  
QUALIFICATION ET L'AGE

CV

AGE (ANNEES REVOLUES)							SEX E	QUALIFICATION	MACE	ACTIVITE
< 21	21-29	30-44	45-54	>= 55	(°)	TOT. ENS.				
-	-	-	-	-	-	-	M	1	INST. DE CREDIT DONT PERSONNEL ASS. FONCT.	
-	-	20.8	-	-	-	30.7	F	2		
-	-	20.8	-	-	-	30.8	T	3		
-	-	-	-	-	-	13.8	M	4		
-	-	-	-	-	-	13.9	F	5		
16.7	21.1	15.1	13.7	13.7	-	20.4	T	6		
16.5	12.2	-	-	-	-	47.1	M	1		
8.2	24.5	15.4	15.1	12.4	-	28.0	F	2		
9.8	16.3	13.0	11.5	7.0	-	20.1	T	3		
9.5	11.1	7.9	8.4	8.1	-	21.0	M	4		
12.9	16.1	14.0	12.2	7.9	-	24.8	F	5		
12.6	12.0	17.8	13.5	-	-	23.3	T	6		
9.5	13.6	-	-	-	-	23.1	M	1		
12.6	16.5	18.5	13.4	-	-	33.5	F	2		
9.5	16.9	17.8	24.4	22.5	-	26.4	T	3		
12.6	12.4	10.0	14.2	20.5	-	25.6	M	4		
12.0	17.2	18.7	24.1	22.2	-	31.4	F	5		
-	-	-	34.8#	-	-	40.4#	T	6		
-	-	-	34.8#	-	-	-	M	1		
-	-	109.7#	19.7	24.3	-	69.4	F	2		
-	-	109.7#	19.7	24.4	-	69.4	T	3		
-	15.8	25.2	23.1	25.5	-	26.3	M	4		
-	15.7	25.3	23.2	25.5	-	26.3	F	5		
-	21.4	46.6	30.6	37.0	-	40.5	T	6		
-	21.8	21.9	12.7	-	-	22.4	M	1		
-	21.9	46.1	30.3	37.0	-	40.3	F	2		
13.7	23.7	25.0	16.6	40.4	-	30.7	T	3		
19.5	16.6	15.0	16.2	12.1	-	30.1	M	4		
18.1	23.1	24.3	16.9	39.3	-	32.1	F	5		
16.3	26.8	21.2	53.0	41.8	-	42.6	T	6		
31.9	17.0	65.1#	71.2#	21.7	-	43.4	M	1		
27.6	24.0	36.4	56.3	41.1	-	45.0	F	2		
16.5	30.0	62.2	45.2	52.7	-	62.2	T	3		
31.2	18.9	47.0	44.8	27.8	-	45.6	M	4		
27.1	28.5	62.2	46.1	52.9	-	66.1	F	5		
-	-	23.2	19.5	18.6	-	22.2	T	6		
-	-	23.2	19.5	18.9	-	22.2	M	1		
-	22.8	26.0	36.0#	34.0#	-	35.4	F	2		
-	24.7	25.9	35.8#	34.0#	-	35.7	T	3		
-	25.3	24.1	31.8#	25.3#	-	33.4	M	4		
-	16.3	-	-	-	-	46.0#	F	5		
-	28.4	24.7	33.5#	25.3#	-	38.8	T	6		
-	20.4	18.5	19.2	21.3	-	26.6	M	1		
29.6#	16.0	25.0#	-	-	-	38.0	F	2		
29.0#	20.8	19.1	20.2	20.9	-	29.9	T	3		
18.6	21.8	22.1	28.3	30.1	-	35.1	M	4		
15.7	15.1	18.2	27.8#	-	-	29.2	F	5		
16.3	21.1	23.7	29.1	32.0	-	39.5	T	6		
20.8	24.0	33.8	28.3	25.6	-	43.5	M	1		
21.2	15.8	15.4	19.2	-	-	28.1	F	2		
21.1	20.3	34.7	29.4	25.0	-	40.3	T	3		
20.7	25.8	31.1	38.2	47.6	-	46.5	M	4		
19.9	18.5	27.4	30.7	32.9#	-	34.7	F	5		
20.1	27.1	32.7	40.7	48.2	-	55.8	T	6		
-	-	32.3	25.5	19.0	-	28.0	M	1		
-	-	-	-	-	-	-	F	2		
-	-	32.3	25.5	19.4	-	28.0	T	3		
-	25.0	90.8	29.6	29.4	-	69.3	M	4		
-	-	-	-	-	-	31.8#	F	5		
-	26.4	90.6	29.8	29.4	-	69.5	T	6		
-	25.4	28.0	25.2	28.0	-	33.3	M	1		
-	19.1	-	-	-	-	54.8#	F	2		
-	28.8	28.5	25.8	29.0	-	36.5	T	3		
20.5#	23.4	40.3	29.5	37.0	-	38.8	M	4		
28.3	21.5	23.2	16.2	15.1	-	38.2	F	5		
27.7	24.5	39.9	29.3	36.6	-	40.9	T	6		
19.4	22.6	22.1	17.7	34.7	-	30.0	M	1		
20.6	16.5	15.0	16.0	15.3	-	29.9	F	2		
20.4	22.1	22.1	18.1	33.3	-	34.2	T	3		
17.3	26.5	25.2	49.8	40.0	-	42.5	M	4		
28.9	16.8	59.5	65.8#	20.4	-	39.9	F	5		
25.9	23.4	35.8	52.9	39.3	-	44.3	T	6		
18.8	28.2	51.4	43.0	50.6	-	56.1	M	1		
27.4	18.8	39.2	39.4	26.8	-	40.8	F	2		
25.3	27.3	51.7	44.1	50.5	-	61.0	T	3		

TAB.D8

INDEX OF MEAN GROSS MONTHLY PAY (CORRECTED) OF FULL-TIME EMPLOYEES ACCORDING TO ACTIVITY, SEX, QUALIFICATION AND AGE (PAY OF ALL FULL-TIME EES.=100)

INDICE DE LA REMUNERATION MENSUELLE BRUTE CORRIGEE MOYENNE DES SALARIES A TEMPS PLEIN SELON L ACTIVITE, LE SEXE, LA QUALIFICATION ET L AGE (REM. DE L EMS. DES SAL. A TEMPS PLEIN = 100)

ACTIVITY	NACE	Q U A L I F I C A T I O N	S E X	AGE (COMPLETED YEARS)					TOG. ENS.						
				< 21	21 - 29	30 - 44	45 - 54	>= 55		(*)					
CREDIT INSTS. WITH STAFF OF CIV. SERV. STATUS			1	M	-	-	-	-	-	-	-				
				F	-	-	-	-	-	-	-				
				T	-	-	89.3	-	-	-	100.0				
				M	-	-	88.2	-	-	-	100.0				
				F	-	-	-	-	-	-	100.0				
				T	-	-	-	-	-	-	100.0				
				M	-	65.2	102.7	107.0	110.6	-	100.0				
				F	52.8	67.5	-	-	-	-	100.0				
				T	39.4	60.7	106.6	112.2	120.1	-	100.0				
				M	59.8	80.6	110.9	111.9	106.8	-	100.0				
				F	79.4	103.3	123.7	130.8	133.0	-	100.0				
				T	67.6	94.5	121.3	122.2	118.2	-	100.0				
CREDIT INSTS. WITH STAFF OF COLL. AGRT. STATUS			1	M	-	-	-	91.7#	-	-	100.0#				
				F	-	-	-	-	-	-	100.0				
				T	-	-	100.4#	101.4	99.3	-	100.0				
				M	-	-	-	-	-	-	100.0				
				F	-	-	-	-	-	-	100.0				
				T	-	-	100.5#	101.4	99.2	-	100.0				
				M	-	63.3	84.8	102.5	111.2	-	100.0				
				F	-	-	-	-	-	-	100.0				
				T	-	63.5	94.8	102.3	111.6	-	100.0				
				M	-	75.3	86.8	108.8	114.9	-	100.0				
				F	-	79.5	102.0	111.5	-	-	100.0				
				T	-	75.1	97.2	108.7	115.6	-	100.0				
CREDIT INSTS. WITH STAFF OF OTHER STATUS			5	M	50.5	83.8	107.9	117.1	117.4	-	100.0				
				F	60.9	94.4	125.2	136.5	136.7	-	100.0				
				T	50.7	85.3	111.6	121.0	122.2	-	100.0				
				M	61.4	98.0	125.4	135.0	123.7	-	100.0				
				F	78.7	114.5	152.3#	159.9#	136.4	-	100.0				
				T	68.2	104.8	137.9	148.5	136.6	-	100.0				
				M	41.4	73.0	119.6	134.9	127.9	-	100.0				
				F	72.2	107.8	154.5	174.6	151.3	-	100.0				
				T	47.7	79.6	134.0	151.5	145.7	-	100.0				
				M	-	-	97.9	100.3	107.4	-	100.0				
				F	-	-	-	-	-	-	100.0				
				T	-	71.4	102.3	126.4#	145.2#	-	100.0				
CREDIT INSTITUTIONS	812/813		1	M	-	-	98.0	100.5	106.8	-	100.0				
				F	-	-	-	-	-	-	100.0				
				T	-	72.2	103.0	126.9#	146.6#	-	100.0				
				M	-	72.3	107.1	128.5#	104.4#	-	100.0				
				F	-	93.4	-	-	-	-	100.0#				
				T	-	72.5	113.3	133.7#	111.7#	-	100.0				
				M	-	82.4	113.9	127.3	108.8	-	100.0				
				F	53.9#	97.0	145.8#	-	-	-	100.0				
				T	43.3#	83.7	118.5	130.6	113.9	-	100.0				
				M	50.8	88.1	126.4	131.8	126.3	-	100.0				
				F	75.2	111.5	148.7	163.2#	-	-	100.0				
				T	61.0	98.2	146.0	155.1	145.2	-	100.0				
CREDIT INSTITUTIONS	812/813		6	M	60.5	98.8	147.7	134.5	117.5	-	100.0				
				F	82.3	120.5	148.2	144.2	-	-	100.0				
				T	73.7	112.1	169.9	155.1	147.2	-	100.0				
				M	40.4	77.2	122.5	139.4	127.5	-	100.0				
				F	75.5	114.7	162.4	162.2	166.7#	-	100.0				
				T	50.0	87.4	150.3	168.2	158.0	-	100.0				
				M	-	-	98.7	101.1	104.6	-	100.0				
				F	-	-	-	-	-	-	100.0				
				T	-	-	98.9	101.2	104.1	-	100.0				
				M	-	56.1	95.3	125.4	129.8	-	100.0				
				F	-	-	-	-	-	-	100.0#				
				T	-	56.6	96.0	126.3	131.2	-	100.0				
CREDIT INSTITUTIONS	812/813		3	M	-	59.0	97.1	113.0	119.6	-	100.0				
				F	-	77.6	-	-	-	-	100.0#				
				T	-	57.5	99.7	115.8	123.8	-	100.0				
				M	40.0#	72.7	101.8	116.6	121.1	-	100.0				
				F	46.1	82.6	125.4	137.0	147.0	-	100.0				
				T	35.6	72.4	104.1	118.4	124.0	-	100.0				
				CREDIT INSTITUTIONS	812/813		5	M	52.7	85.5	112.3	118.9	117.2	-	100.0
								F	72.7	103.3	135.8	148.4	143.8	-	100.0
								T	58.1	90.2	122.9	130.4	128.6	-	100.0
								M	61.0	97.9	129.0	134.4	122.7	-	100.0
								F	79.8	116.2	152.6	157.7#	141.3	-	100.0
								T	69.1	106.2	143.7	150.6	139.2	-	100.0
CREDIT INSTITUTIONS	812/813		T					M	42.1	75.1	119.5	133.4	126.1	-	100.0
								F	73.7	109.2	153.2	169.0	162.2	-	100.0
								T	48.7	82.7	137.1	152.7	146.4	-	100.0

TAB.D8

INDEX OF MEAN GROSS  
MONTHLY PAY (CORRECTED)  
OF FULL-TIME FEMALE EMPLOYEES  
ACCORDING TO ACTIVITY,  
QUALIFICATION AND AGE  
(PAY OF FULL-TIME MALE EES.=100)

INDICE DE LA REMUNERATION  
MENSUELLE BRUTE CORRIGEE  
MOYENNE DES SALAIRES FEMININS  
A TEMPS PLEIN SELON L'ACTIVITE,  
LA QUALIFICATION ET L'AGE  
(REM. DES SAL. MASC. A TEMPS PLEIN = 100)

AGE (ANNEES REVOLUES)							SEX	QUALIFICATION	NACE	ACTIVITE
< 21	21-29	30-44	45-54	>= 55	(*)	TOT. ENS.				
-	-	-	-	-	-	-	M	1		INST. DE CREDIT
-	-	100.0	-	-	-	100.0	F	2		DONT PERSONNEL ASS. FONCT.
-	-	-	-	-	-	-	M	3		
-	-	-	-	-	-	-	F	3		
108.4	100.0	100.0	100.0	100.0	-	100.0	M	4		
-	72.8	-	-	-	-	70.3	F	4		
100.0	100.0	100.0	100.0	100.0	-	100.0	M	5		
100.2	86.0	84.2	88.2	94.0	-	75.5	F	5		
-	100.0	100.0	100.0	-	-	100.0	M	6		
95.8	80.5	-	-	-	-	61.7	F	6		
100.0	100.0	100.0	100.0	100.0	-	100.0	M	7		
98.5	85.1	80.6	83.4	92.9	-	70.5	F	7		
-	-	-	100.0#	-	-	100.0#	M	1		INST. DE CREDIT
-	-	100.0#	100.0	100.0	-	100.0	F	1		DONT PERSONNEL BEN. CONV. COLLECT.
-	-	-	-	-	-	-	M	2		
-	100.0	100.0	100.0	100.0	-	100.0	F	2		
-	-	-	-	-	-	-	M	3		
-	100.0	100.0	100.0	100.0	-	100.0	F	3		
-	85.8	85.6	83.3	-	-	81.3	M	4		
100.0	100.0	100.0	100.0	100.0	-	100.0	M	5		
93.9	87.7	90.4	90.8	90.7	-	77.9	F	5		
100.0	100.0	100.0	100.0	100.0	-	100.0	M	6		
99.3	90.5	94.0#	91.7#	85.4	-	77.4	F	6		
100.0	100.0	100.0	100.0	100.0	-	100.0	M	7		
99.1	83.9	73.4	73.6	67.2	-	56.8	F	7		
-	-	100.0	100.0	100.0	-	100.0	M	1		INST. DE CREDIT
-	-	-	-	-	-	-	F	1		DONT PERSONNEL AUTRES STATUTS
-	100.0	100.0	100.0#	100.0#	-	100.0	M	2		
-	-	-	-	-	-	-	F	2		
-	100.0	100.0	100.0#	100.0#	-	100.0	M	3		
-	66.6	-	-	-	-	51.6#	F	3		
79.5#	100.0	100.0	100.0	100.0	-	100.0	M	4		
-	84.4	91.8#	-	-	-	71.7	F	4		
100.0	100.0	100.0	100.0	100.0	-	100.0	M	5		
98.9	84.4	78.5	82.6#	-	-	66.7	F	5		
100.0	100.0	100.0	100.0	100.0	-	100.0	M	6		
96.7	85.7	71.3	76.1	-	-	71.0	F	6		
100.0	100.0	100.0	100.0	100.0	-	100.0	M	7		
96.5	76.7	68.5	60.1	67.5#	-	51.7	F	7		
-	-	100.0	100.0	100.0	-	100.0	M	1	812/813	INSTITUTIONS DE CREDIT
-	-	-	-	-	-	-	F	1		
-	100.0	100.0	100.0	100.0	-	100.0	M	2		
-	-	-	-	-	-	60.6#	F	2		
-	100.0	100.0	100.0	100.0	-	100.0	M	3		
-	64.2	-	-	-	-	48.8#	F	3		
100.0#	100.0	100.0	100.0	100.0	-	100.0	M	4		
81.3	80.2	87.0	82.9	85.6	-	70.6	F	4		
100.0	100.0	100.0	100.0	100.0	-	100.0	M	5		
98.0	85.7	85.7	88.5	87.0	-	70.9	F	5		
100.0	100.0	100.0	100.0	100.0	-	100.0	M	6		
98.4	89.3	88.9	88.2#	86.6	-	75.2	F	6		
100.0	100.0	100.0	100.0	100.0	-	100.0	M	7		
99.1	82.3	72.6	71.7	72.8	-	56.6	F	7		

TAB.D9

GROSS MONTHLY PAY(CORRECTED)  
OF FULL-TIME EMPLOYEES :  
MEAN(M) AND COEFFICIENT OF  
VARIATION(CV) ACCORDING TO  
ACTIVITY,SEX , QUALIFICATION AND  
LENGTH OF SERVICE IN ENTERPRISE

ACTIVITY	NACE	Q U A L I F I C A T I O N	S E X	LENGTH OF SERVICE IN ENTERPRISE (COMPLETED YEARS)						TOG. ENS.			
				< 2	2 4	5 9	10 18	>= 20	(*)				
CREDIT INSTS. WITH STAFF OF CIV. SERV. STATUS		1	M	-	-	-	-	-	-	-			
			F	-	-	-	-	-	-	-			
			T	-	-	-	-	-	-	-			
			M	-	-	-	3547	-	-	-	3607		
			F	-	-	-	-	-	-	-	-		
			T	-	-	-	-	-	-	-	-		
			M	-	-	-	3507	-	-	-	3500		
			F	-	-	-	-	-	-	-	4006		
			T	-	-	-	-	-	-	-	-		
			M	-	-	-	-	-	-	-	4006		
			F	1376	1842	2224	2858	3061	-	-	2840		
			T	1044	1229	1452	-	-	-	-	1907		
			M	1184	1552	1853	2815	3077	-	-	2672		
			F	1686	1823	2152	2440	2450	-	-	2105		
			T	1388	1504	1756	2078	2205	-	-	1640		
			M	1516	1615	1871	2336	2424	-	-	1937		
			F	1866	1895#	-	2107#	-	-	-	1904		
			T	1130	1227	-	-	-	-	-	1224		
			M	1462	1499#	1823	2105#	-	-	-	1613		
			F	1735	1845	2170	2516	2730	-	-	2310		
			T	1307	1477	1726	2072	2524	-	-	1620		
			M	1494	1608	1973	2402	2700	-	-	2015		
			F	-	-	-	-	-	-	-	6442#		
			T	-	-	-	-	-	-	-	-		
CREDIT INSTS. WITH STAFF OF COLL. AGRIC. STATUS		2	M	-	-	4967	6978#	5718	-	5801			
			F	-	-	-	-	-	-	-			
			T	-	-	-	-	-	-	-			
			M	-	-	4967	6978#	5712	-	5800			
			F	-	-	-	-	-	-	-			
			T	-	-	-	-	-	-	-			
			M	4439	4142	4205	4625	4578	-	4454			
			F	-	-	-	-	-	-	-			
			T	-	-	-	-	-	-	-			
			M	4412	4094	4205	4607	4563	-	4437			
			F	3081#	2870	2851	3107	3575	-	3211			
			T	2344#	2510	2303	2767	2892	-	2610			
			M	3002#	2840	2913	3089	3547	-	3175			
			F	1779	1975	2121	2327	2519	-	2143			
			T	1298	1557	1755	2104	2313	-	1670			
			M	1635	1872	2046	2293	2496	-	2044			
			F	1261	1519	1753	1982	2088	-	1563			
			T	1012	1254	1464	1882#	1880	-	1211			
			M	1131	1380	1632	1982	2067	-	1400			
			F	1590	1906	2297	2793	3259	-	2332			
			T	1057	1319	1548	2155	2337	-	1326			
			M	1344	1713	2078	2715	3191	-	2013			
			F	3862#	4416#	4678	4671	4716	-	4636			
			T	-	-	-	-	-	-	-			
CREDIT INSTS. WITH STAFF OF OTHER STATUS		3	M	3862#	4416#	4678	4671	4698	-	4630			
			F	2689#	2766	3077	3784	4408#	-	3233			
			T	-	-	-	-	-	-	-			
			M	2686#	2766	3044	3655	4293#	-	3201			
			F	2845	2666	2951	3730	3378#	-	3030			
			T	-	-	-	-	-	-	-			
			M	2372#	2507	2814	3530	3378#	-	1562#			
			F	1995	2268	2416	2811	3014	-	2833			
			T	1514#	1558#	1786	2233#	-	-	2392			
			M	1882	2157	2328	2744	2987	-	1706			
			F	1450	1793	2224	2391	3031#	-	2270			
			T	1125	1224	1407	1802	-	-	1895			
			M	1264	1460	1885	2230	2923#	-	1264			
			F	1360	1585	2009	2445#	2063	-	1562			
			T	867	1189	1420	-	-	-	1100			
			M	1084	1305	1602	2219#	1946	-	1247			
			F	1675	2076	2586	3264	3713	-	2373			
			T	1044	1226	1528	1986	2485#	-	1226			
			M	1312	1649	2235	3084	3678	-	1864			
			F	-	4667	4991	4691	4780	-	4802			
			T	-	-	-	-	-	-	-			
			CREDIT INSTITUTIONS	812/813	1	M	-	4667	4991	4681	4771	-	4795
						F	-	-	-	-	-	-	-
						T	-	-	-	-	-	-	-
M	-	3635#				3481	5074	5256	-	4206			
F	-	-				-	-	-	-	-			
T	-	-				-	-	-	-	-			
M	-	3635#				3447	4922#	5196	-	4159			
F	3650	3190				3600	4349	4411	-	3906			
T	-	-				-	-	-	-	-			
M	3276	3040				3482	4249	4401	-	1905#			
F	2480	2533				2880	3030	3478	-	3774			
T	1703#	1763				1831	2531	2954	-	2921			
M	2352	2427				2596	2996	3449	-	2082			
F	1645	1888				2152	2372	2523	-	2834			
T	1210	1390				1643	2046	2304	-	2095			
M	1444	1643				1901	2302	2494	-	1486			
F	1288	1537				1775	2010	2100	-	1869			
T	1000	1233				1458	1849#	1852	-	1571			
M	1125	1363				1629	1988	2064	-	1101			
F	1619	2004				2377	2846	3229	-	1371			
T	1063	1309				1560	2103	2400	-	2341			
M	1339	1679				2120	2737	3158	-	1325			
F	-	-				-	-	-	-	-			
T	-	-				-	-	-	-	-			



TAB.D9

REMUNERATION MENSUELLE BRUTE  
CORRIGEE DES SALAIRES A TEMPS PLEIN:  
MOYENNE(M) ET COEFFICIENT DE VARIATION  
(CV) SELON L ACTIVITE, LE SEXE , LA  
QUALIFICATION ET L ANCIENNETE DANS  
L ENTREPRISE

CV

ANCIENNETE DANS L ENTREPRISE (ANNEES REVOLUES)						T06. ENS.	SEXE	QUALIFICATION	MACE	ACTIVITE
< 2	2 4	5 8	10 18	>= 20	(*)					
-	-	-	-	-	-	-	M	1		INST. DE CREDIT
-	-	-	-	-	-	-	F	2		DONT PERSONNEL
-	-	-	26.5	-	-	30.7	F	3		ASS. FONCT.
-	-	-	26.7	-	-	13.9	F	4		
-	-	-	-	-	-	13.9	F	5		
12.0	37.8	19.1	13.8	13.4	-	20.4	F	6		
21.5	18.4	10.2	-	-	-	47.1	F	T		
21.9	39.7	26.1	15.3	13.2	-	28.0	F	1		
27.2	20.1	13.5	12.5	10.6	-	20.1	F	2		
17.7	18.5	11.5	8.0	5.4	-	21.0	F	3		
25.3	20.6	16.3	13.6	10.3	-	24.8	F	4		
18.7	32.5#	-	18.8#	-	-	23.3	F	5		
22.5	20.5	-	-	-	-	23.1	F	6		
32.4	36.5#	16.5	20.5#	-	-	33.5	F	T		
25.6	23.3	18.4	18.0	21.4	-	26.4	F	1		
21.2	17.5	12.7	9.6	17.5	-	25.6	F	2		
27.0	23.3	20.2	18.6	21.1	-	31.4	F	3		
-	-	-	-	-	-	40.4#	M	4		INST. DE CREDIT
-	-	-	-	-	-	40.4#	F	5		DONT PERSONNEL
-	-	21.8	62.5#	22.6	-	69.4	F	6		BEN. CONV. COLLECT.
-	-	21.8	62.5#	22.6	-	69.4	F	T		
35.8	27.2	26.7	25.7	22.7	-	26.3	F	1		
35.3	28.0	26.7	25.7	22.8	-	26.3	F	2		
90.8#	24.1	23.4	34.7	34.7	-	40.5	F	3		
39.1#	17.1	20.0	17.5	13.8	-	22.4	F	4		
88.9#	23.9	23.8	34.2	34.5	-	40.3	F	5		
39.6	23.9	41.1	20.7	13.5	-	30.7	F	6		
31.8	27.0	20.9	16.5	11.2	-	30.1	F	T		
40.9	26.3	39.5	20.5	13.6	-	32.1	F	1		
41.7	28.0	45.3	42.3	22.1	-	42.6	F	2		
28.6	43.4	14.5	77.6#	17.9	-	43.4	F	3		
38.7	38.9	39.0	51.0	22.0	-	45.0	F	4		
84.4	83.3	50.1	55.5	40.8	-	62.2	F	5		
34.7	42.8	20.9	53.8	23.3	-	45.6	F	6		
78.1	63.2	50.1	56.1	41.0	-	66.1	F	T		
28.3#	21.0#	26.0	22.3	18.4	-	22.2	F	1		INST. DE CREDIT
28.3#	21.0#	26.0	22.3	18.5	-	22.2	F	2		DONT PERSONNEL
26.0#	32.3	30.1	34.2	29.1#	-	35.4	F	3		AUTRES STATUTS
25.4#	32.3	30.9	36.0	29.8#	-	35.7	F	4		
37.8	31.7	29.3	30.3	25.6#	-	33.4	F	5		
52.3#	36.8	32.9	33.5	25.6#	-	46.0#	F	6		
28.5	24.2	23.0	22.0	20.3	-	38.8	F	T		
36.1#	47.3#	22.0	26.2#	-	-	26.6	F	1		
31.6	29.5	24.8	23.4	20.1	-	38.0	F	2		
32.7	26.0	28.4	20.4	29.2#	-	29.9	F	3		
31.5	26.6	16.5	18.6	-	-	35.1	F	4		
34.8	33.4	32.4	23.3	29.5#	-	29.2	F	5		
39.7	42.0	35.8	41.3#	11.0	-	39.5	F	6		
28.2	22.4	17.0	-	-	-	43.5	F	T		
38.2	35.3	32.2	42.4#	18.4	-	28.1	F	1		
45.0	37.7	35.5	36.8	32.6	-	40.3	F	2		
33.3	28.5	22.2	27.1	27.3#	-	46.5	F	3		
48.7	44.8	41.3	38.4	32.8	-	34.7	F	4		
-	24.6	30.5	22.8	21.6	-	55.8	F	5		
-	24.5	38.5	22.8	21.8	-	28.0	F	6		
-	109.0#	35.8	66.0	27.2	-	28.0	F	T		
43.1	109.0#	36.3	67.2#	27.0	-	66.3	F	1	812/813	INSTITUTIONS
-	37.0	32.9	28.4	24.3	-	28.0	F	2		DE CREDIT
52.5	40.8	35.6	30.1	24.3	-	89.5	F	3		
81.1	27.3	25.5	32.2	33.3	-	33.3	F	4		
44.8#	43.7	26.4	23.2	14.0	-	54.8#	F	5		
80.2	38.8	27.2	32.2	33.0	-	36.5	F	6		
37.9	24.6	34.9	18.4	15.3	-	38.8	F	T		
30.8	25.1	18.7	14.3	9.0	-	38.2	F	1		
39.2	28.2	34.4	18.7	15.0	-	40.8	F	2		
41.3	31.4	44.4	41.9	21.7	-	30.0	F	3		
28.5	38.1	15.1	75.2#	18.3	-	28.8	F	4		
38.7	36.8	38.0	49.8	21.9	-	34.2	F	5		
72.9	53.7	44.7	48.2	38.0	-	42.5	F	6		
33.8	35.2	20.8	42.4	22.5	-	39.8	F	T		
88.2	54.4	48.0	48.8	39.1	-	68.1	F	1		
-	-	-	-	-	-	48.8	F	2		
-	-	-	-	-	-	68.1	F	3		
-	-	-	-	-	-	48.8	F	4		
-	-	-	-	-	-	68.1	F	5		
-	-	-	-	-	-	48.8	F	6		
-	-	-	-	-	-	68.1	F	T		

TAB.D10

INDEX OF MEAN GROSS MONTHLY PAY (CORRECTED) OF FULL-TIME EMPLOYEES ACCORDING TO ACTIVITY, SEX, QUALIFICATION AND LENGTH OF SERVICE (PAY OF ALL FULL-TIME EES. = 100)

INDICE DE LA REMUNERATION MENSUELLE BRUTE CORRIGEE MOYENNE DES SALARIES A TEMPS PLEIN SELON L ACTIVITE, LE SEXE, LA QUALIFICATION ET L ANCIENNETE (REM. DE L ENS. DES SAL. A TEMPS PLEIN = 100)

ACTIVITY	MACE	QUALIFICATION	SEX	LENGTH OF SERVICE IN ENTERPRISE (COMPLETED YEARS)						TOG. EMS.			
				< 2	2-4	5-9	10-19	>= 20	(*)				
CREDIT INSTS. WITH STAFF OF CIV. SERV. STATUS		1	M	-	-	-	-	-	-	-			
			F	-	-	-	-	-	-	-			
			T	-	-	-	-	-	-	-			
			M	-	-	-	98.3	-	-	100.0			
			F	-	-	-	97.7	-	-	100.0			
			T	-	-	-	-	-	-	100.0			
			M	48.4	68.4	78.3	100.6	107.8	-	100.0			
			F	52.2	61.5	72.7	-	-	-	100.0			
			T	44.3	58.1	73.1	-	-	-	100.0			
			M	77.1	83.4	88.5	105.4	115.1	-	100.0			
			F	84.2	81.2	106.5	126.0	139.2	-	100.0			
			T	78.3	83.4	101.8	120.6	125.1	-	100.0			
			M	94.1	85.5	-	110.8	-	-	100.0			
			F	92.3	100.2	-	-	-	-	100.0			
			T	90.7	93.0	113.1	130.6	-	-	100.0			
			M	75.1	79.9	94.0	108.9	118.2	-	100.0			
			F	80.3	80.7	106.0	127.3	155.0	-	100.0			
			T	74.1	78.8	97.9	119.2	134.0	-	100.0			
			CREDIT INSTS. WITH STAFF OF COLL. AGRY. STATUS		2	M	-	-	-	-	-	-	100.0
						F	-	-	-	-	-	-	100.0
						T	-	-	-	-	-	-	100.0
						M	-	-	84.3	118.4	97.1	-	100.0
						F	-	-	-	-	-	-	100.0
						T	-	-	-	-	-	-	100.0
M	99.7	93.0				94.4	103.9	102.8	-	100.0			
F	-	-				-	-	-	-	100.0			
T	99.4	92.3				94.8	103.8	102.8	-	100.0			
M	95.9	89.4				91.9	96.8	111.3	-	100.0			
F	89.8	96.2				91.7	106.0	110.8	-	100.0			
T	94.6	89.4				81.8	97.3	111.7	-	100.0			
M	83.0	92.1				99.0	108.6	117.6	-	100.0			
F	77.8	93.3				105.1	126.0	138.5	-	100.0			
T	80.0	91.6				100.1	112.2	122.1	-	100.0			
M	80.6	97.1				112.1	126.8	134.2	-	100.0			
F	83.6	103.6				121.0	163.8	155.3	-	100.0			
T	80.8	98.6				116.5	141.5	147.6	-	100.0			
M	68.2	85.2				98.5	119.8	139.7	-	100.0			
F	79.7	99.5				116.8	162.6	176.3	-	100.0			
T	66.7	85.1				103.3	134.9	158.5	-	100.0			
CREDIT INSTS. WITH STAFF OF OTHER STATUS		1				M	83.3	95.3	100.9	100.8	101.7	-	100.0
						F	-	-	-	-	-	-	100.0
						T	83.4	95.4	101.0	100.9	101.5	-	100.0
			M	83.2	85.6	95.2	117.0	136.4	-	100.0			
			F	-	-	-	-	-	-	100.0			
			T	84.2	86.4	95.1	114.2	134.1	-	100.0			
			M	93.9	88.0	97.4	123.4	111.5	-	100.0			
			F	-	-	-	-	-	-	100.0			
			T	83.7	88.5	99.3	124.9	119.3	-	100.0			
			M	83.8	95.2	101.4	118.0	126.5	-	100.0			
			F	88.7	91.2	104.6	130.7	-	-	100.0			
			T	83.0	94.7	102.2	120.4	131.1	-	100.0			
			M	76.5	94.6	117.4	126.2	160.0	-	100.0			
			F	89.0	96.9	118.5	142.6	-	-	100.0			
			T	81.0	93.5	120.7	143.3	187.2	-	100.0			
			M	87.1	101.5	128.6	156.5	132.1	-	100.0			
			F	87.2	107.2	128.9	-	-	-	100.0			
			T	86.9	104.6	128.5	177.9	156.1	-	100.0			
			M	70.6	87.5	109.0	137.5	156.5	-	100.0			
			F	85.2	100.0	124.4	162.8	201.1	-	100.0			
			T	70.4	88.4	119.9	165.4	194.0	-	100.0			
			CREDIT INSTITUTIONS 812/813		1	M	-	97.2	103.9	97.7	99.8	-	100.0
						F	-	-	-	-	-	-	100.0
						T	-	97.3	104.1	97.8	99.5	-	100.0
M	-	88.4				82.8	120.6	125.0	-	100.0			
F	-	-				-	-	-	-	100.0			
T	-	87.4				82.9	118.3	124.9	-	100.0			
M	93.4	81.7				92.2	111.3	112.9	-	100.0			
F	-	-				-	-	-	-	100.0			
T	86.8	80.6				92.3	112.6	116.6	-	100.0			
M	85.3	86.7				91.8	103.7	119.1	-	100.0			
F	82.6	85.5				93.6	122.8	143.3	-	100.0			
T	83.0	85.6				91.6	105.7	121.7	-	100.0			
M	78.5	90.1				102.7	113.2	120.4	-	100.0			
F	81.4	93.5				110.6	137.7	155.0	-	100.0			
T	77.3	87.9				106.0	123.1	133.4	-	100.0			
M	82.0	97.9				113.0	127.9	133.7	-	100.0			
F	84.6	104.4				123.4	165.0	156.9	-	100.0			
T	82.1	98.4				118.9	145.7	138.0	-	100.0			
M	69.2	85.6				101.6	121.6	138.0	-	100.0			
F	80.2	98.8				117.7	158.7	181.1	-	100.0			
T	68.0	85.2				107.6	138.9	160.3	-	100.0			

INDEX OF MEAN GROSS  
MONTHLY PAY (CORRECTED)  
OF FULL-TIME FEMALE EMPLOYEES  
ACCORDING TO ACTIVITY,  
QUALIFICATION AND LENGTH OF SERVICE  
(PAY OF FULL-TIME MALE EES. = 100)

INDICE DE LA REMUNERATION  
MENSUELLE BRUTE CORRIGEE  
MOYENNE DES SALAIRES FEMININS  
A TEMPS PLEIN SELON L'ACTIVITE,  
LA QUALIFICATION ET L'ANCIENNETE  
(REM. DES SAL. MASC. A TEMPS PLEIN = 100)

ANCIENNETE DANS L'ENTREPRISE (ANNEES REVOLUES)						SEXE	QUALIFICATION	NACE	ACTIVITE
< 2	2 - 4	5 - 9	10 - 19	>= 20	(%)				
-	-	-	-	-	-	-	M	1	INST. DE CREDIT DONT PERSONNEL ASS. FONCT.
-	-	-	100.0	-	-	100.0	M	2	
-	-	-	-	-	-	100.0	M	3	
100.0	100.0	100.0	100.0	100.0	-	100.0	M	4	
75.9	63.3	65.3	-	-	-	70.3	F	4	
100.0	100.0	100.0	100.0	100.0	-	100.0	M	5	
82.4	82.5	81.6	85.2	93.7	-	75.5	F	5	
100.0	100.0#	-	100.0#	-	-	100.0	M	6	
60.6	64.7	-	-	-	-	61.7	F	6	
100.0	100.0	100.0	100.0	100.0	-	100.0	M	T	
75.4	80.1	79.5	82.4	92.4	-	70.5	F	T	
-	-	-	-	-	-	100.0#	M	1	
-	-	100.0	100.0#	100.0	-	100.0	M	2	
-	-	-	-	-	-	-	F	2	
100.0	100.0	100.0	100.0	100.0	-	100.0	M	3	
-	-	-	-	-	-	-	F	3	
100.0#	100.0	100.0	100.0	100.0	-	100.0	M	4	
76.1#	87.5	81.1	89.1	80.9	-	81.3	F	4	
100.0	100.0	100.0	100.0	100.0	-	100.0	M	5	
73.0	78.9	82.7	90.4	91.8	-	77.9	F	5	
100.0	100.0	100.0	100.0	100.0	-	100.0	M	6	
80.2	82.6	83.6	100.0#	89.6	-	77.4	F	6	
100.0	100.0	100.0	100.0	100.0	-	100.0	M	T	
66.5	66.4	67.4	77.2	71.7	-	56.8	F	T	
100.0#	100.0#	100.0	100.0	100.0	-	100.0	M	1	
-	-	-	-	-	-	-	F	1	
100.0#	100.0	100.0	100.0	100.0#	-	100.0	M	2	
-	-	-	-	-	-	-	F	2	
100.0	100.0	100.0	100.0	100.0#	-	100.0	M	3	
-	-	-	-	-	-	51.6#	F	3	
100.0	100.0	100.0	100.0	100.0	-	100.0	M	4	
75.9#	68.7#	73.9	79.4#	-	-	71.7	F	4	
100.0	100.0	100.0	100.0	100.0#	-	100.0	M	5	
77.5	68.3	67.3	75.4	-	-	66.7	F	5	
100.0	100.0	100.0	100.0#	100.0	-	100.0	M	6	
71.1	75.0	71.1	-	-	-	71.0	F	6	
100.0	100.0	100.0	100.0	100.0	-	100.0	M	T	
62.3	59.1	59.0	61.2	66.4#	-	51.7	F	T	
-	100.0	100.0	100.0	100.0	-	100.0	M	1	
-	-	-	-	-	-	-	F	1	
-	100.0#	100.0	100.0	100.0	-	100.0	M	2	
-	-	-	-	-	-	60.6#	F	2	
100.0	100.0	100.0	100.0	100.0	-	100.0	M	3	
-	-	-	-	-	-	48.8#	F	3	
100.0	100.0	100.0	100.0	100.0	-	100.0	M	4	
68.4#	69.6	72.0	83.5	84.9	-	70.6	F	4	
100.0	100.0	100.0	100.0	100.0	-	100.0	M	5	
73.5	73.6	76.4	86.3	91.3	-	70.9	F	5	
100.0	100.0	100.0	100.0	100.0	-	100.0	M	6	
77.6	80.2	82.1	97.0#	88.2	-	75.2	F	6	
100.0	100.0	100.0	100.0	100.0	-	100.0	M	T	
65.7	65.3	65.6	73.9	74.3	-	56.8	F	T	



**Series**  
**Série E**

TAB.E1

EMPLOYEES ACCORDING TO ACTIVITY, SEX, QUALIFICATION, REGION AND TYPE OF EMPLOYEMENT

(THOUSANDS)		TYPE OF EMPLOYEMENT: FULL-TIME					(MILLIERS)			
ACTIVITY	NACE	QUALIFICATION	SEX	REGION						
				NOORD	OOST	ZUID	WEST	(*)	TOTAL	
CREDIT INSTS. WITH STAFF OF CIV. SERV. STATUS				1	-	-	-	-	-	-
				2	-	-	-	-	-	0.1
				3	-	-	-	-	-	0.1
				4	-	0.2	-	-	-	0.1
				5	0.3	1.5	-	-	-	3.4
				6	0.3	1.1	-	-	-	2.0
				T	0.7	2.5	-	-	-	6.2
				1	-	0.2	-	-	-	0.4
				2	0.1	0.2	-	-	-	0.5
				3	0.1	0.3	-	-	-	1.0
				4	0.4	1.8	-	-	-	4.5
				5	0.4	1.3	-	-	-	3.5
				6	0.8	3.1	-	-	-	8.1
				T	-	-	-	-	-	0.2
CREDIT INSTS. WITH STAFF OF COLL. AGRT. STATUS				1	-	-	-	-	-	0.2
				2	-	0.0	-	-	-	0.7
				3	-	0.0	-	-	-	0.7
				4	-	0.1	-	-	-	1.7
				5	-	0.1	-	-	-	1.7
				6	-	0.7	-	-	-	7.2
				T	-	0.7	-	-	-	0.5
				1	-	0.8	-	-	-	7.6
				2	-	0.8	-	-	-	8.2
				3	-	0.3	-	-	-	2.2
				4	-	1.2	-	-	-	10.4
				5	-	1.2	-	-	-	14.2
				6	-	1.6	-	-	-	12.3
				T	-	2.8	-	-	-	26.5
T	-	2.9	-	-	-	32.1				
CREDIT INSTS. WITH STAFF OF OTHER STATUS				1	-	4.0	-	-	-	14.0
				2	-	0.2	-	0.3	-	0.9
				3	-	-	-	-	-	0.9
				4	-	0.2	-	0.3	-	0.9
				5	-	0.3	-	0.2	-	1.1
				6	-	0.3	-	0.2	-	0.7
				T	-	0.3	-	0.3	-	0.7
				1	-	0.1	-	0.3	-	1.2
				2	-	0.3	-	0.3	-	1.7
				3	-	0.1	-	0.3	-	0.2
				4	-	0.7	-	1.1	-	3.8
				5	-	0.1	-	0.1	-	0.8
				6	-	0.8	-	1.1	-	4.6
				T	-	0.7	-	0.8	-	3.5
T	-	0.8	-	1.4	-	4.0				
CREDIT INSTITUTIONS	812/813			1	-	1.5	-	-	-	7.5
				2	-	0.3	-	0.4	-	2.3
				3	-	0.3	-	0.4	-	2.3
				4	-	1.3	-	1.2	-	5.4
				5	-	1.3	-	1.6	-	7.7
				6	-	1.6	-	3.1	-	12.8
				T	-	2.2	-	2.8	-	18.3
				1	0.1	0.2	0.4	-	-	23.1
				2	-	-	-	0.4	-	1.1
				3	0.1	0.2	0.4	-	-	1.1
				4	0.1	0.3	1.1	-	-	1.9
				5	0.1	0.3	1.2	-	-	2.0
				6	0.1	0.3	1.9	-	-	2.8
				T	0.1	0.3	0.1	-	-	0.2
1	0.2	0.4	2.0	-	-	3.6				
2	0.7	1.6	7.3	-	-	11.6				
3	0.1	0.1	1.0	-	-	1.4				
4	0.8	1.7	8.2	-	-	13.8				
5	1.2	3.0	9.0	-	-	15.0				
6	0.7	2.2	3.9	-	-	8.6				
T	1.9	5.2	12.9	-	-	24.0				
1	1.1	1.7	12.4	-	-	17.0				
2	1.1	3.1	10.4	-	-	18.1				
3	2.2	4.8	22.8	-	-	35.1				
4	3.4	7.1	32.2	-	-	48.4				
5	2.0	5.4	15.3	-	-	28.8				
6	5.3	12.6	47.5	12.8	-	78.3				

TAB.E1

SALARIES SELON L ACTIVITE, LE SEXE,  
LA QUALIFICATION, LA REGION ET LE  
REGIME DE TRAVAIL  
REGIME DE TRAVAIL: TEMPS PLEIN

REGION						SEXE	QUALIFICATION	NACE	ACTIVITE
NOORD	OOST	ZUID	WEST	(*)	TOTAL				
-	-	-	-	-	-	M	1		INST. DE CREDIT DONT PERSONNEL ASS. FONCT.
-	-	-	-	-	100.0	F	2		
-	-	-	-	-	100.0	M	3		
-	-	-	-	-	100.0	F	4		
-	29.6	-	-	-	100.0	M	5		
-	27.1	-	-	-	100.0	F	6		
10.2	43.4	-	-	-	100.0	M	T		
18.7	36.8	-	-	-	100.0	F	1		INST. DE CREDIT DONT PERSONNEL BEN. CONV. COLLECT.
10.4	40.4	-	-	-	100.0	M	2		
-	38.2	-	-	-	100.0	F	3		
11.0	34.2	-	-	-	100.0	M	4		
8.4	36.0	-	-	-	100.0	F	5		
9.3	40.1	-	-	-	100.0	M	6		
10.3	35.6	-	-	-	100.0	F	T		
9.7	38.1	-	-	-	100.0	M	1		
-	-	-	-	-	100.0	F	2		
-	6.7	-	-	-	100.0	M	3		
-	6.2	-	-	-	100.0	F	4		
-	6.1	-	-	-	100.0	M	5		
-	9.3	-	-	-	100.0	F	6		
-	9.0	-	-	-	100.0	M	1		
-	10.0	-	-	-	100.0	F	2		
-	15.4	-	-	-	100.0	M	3		
-	11.2	-	-	-	100.0	F	4		
-	8.6	-	-	-	100.0	M	5		
-	13.0	-	-	-	100.0	F	6		
-	10.6	-	-	-	100.0	M	1		
-	8.9	-	-	-	100.0	F	2		
-	13.0	-	-	-	100.0	M	3		
-	10.2	-	-	-	100.0	F	4		
-	20.8	-	36.9	-	100.0	M	5		INST. DE CREDIT DONT PERSONNEL AUTRES STATUTS
-	20.7	-	36.7	-	100.0	F	6		
-	22.7	-	19.6	-	100.0	M	1		
-	22.0	-	20.0	-	100.0	F	2		
-	21.2	-	29.4	-	100.0	M	3		
-	36.9	-	-	-	100.0	F	4		
-	23.2	-	27.2	-	100.0	M	5		
-	18.8	-	27.7	-	100.0	F	6		
-	12.8	-	9.6	-	100.0	M	T		
-	17.8	-	24.8	-	100.0	F	1		
1	20.8	-	23.4	-	100.0	M	2		
1	18.3	-	36.4	-	100.0	F	3		
1	18.0	-	30.3	-	100.0	M	4		
-	13.7	-	16.1	-	100.0	F	5		
-	24.1	-	23.1	-	100.0	M	6		
-	21.0	-	21.0	-	100.0	F	T		
-	19.1	-	24.5	-	100.0	M	1		
-	21.8	-	27.1	-	100.0	F	2		
-	20.2	-	25.6	-	100.0	M	3		
7.8	17.2	41.9	33.1	-	100.0	F	4	812/813	INSTITUTIONS DE CREDIT
7.7	17.1	42.2	33.0	-	100.0	M	5		
6.8	16.3	59.3	17.7	-	100.0	F	6		
7.2	16.8	58.2	18.1	-	100.0	M	1		
5.8	12.2	66.2	16.7	-	100.0	F	2		
-	30.9	46.2	-	-	100.0	M	3		
5.3	13.4	64.9	16.4	-	100.0	F	4		
6.4	13.5	62.4	17.6	-	100.0	M	5		
6.6	10.2	69.1	14.2	-	100.0	F	6		
6.4	13.2	63.2	17.3	-	100.0	M	T		
7.9	20.0	60.1	12.1	-	100.0	F	1		
7.7	23.9	42.8	25.5	-	100.0	M	2		
7.8	21.5	53.6	17.1	-	100.0	F	3		
6.4	10.1	73.4	10.1	-	100.0	M	4		
6.3	18.8	57.2	19.6	-	100.0	F	5		
6.4	13.8	65.1	15.0	-	100.0	M	6		
6.8	14.4	65.1	13.6	-	100.0	F	T		
6.8	18.9	53.1	21.1	-	100.0	M	1		
6.8	16.1	60.7	16.4	-	100.0	F	2		

TAB.E1

EMPLOYEES ACCORDING TO ACTIVITY,SEX,  
QUALIFICATION,REGION AND TYPE OF  
EMPLOYEMENT

(THOUSANDS)

TYPE OF EMPLOYEMENT: PART-TIME

(MILLIERS)

ACTIVITY	RACE	Q U A L I F I C A T I O N	S E X	REGION					TOTAL
				NOORD	OOST	ZUID	WEST	(*)	
CREDIT INSTS. WITH STAFF OF CIV. SERV. STATUS			1 M	-	-	-	-	-	-
			1 F	-	-	-	-	-	-
			2 M	-	-	-	-	-	-
			2 F	-	-	-	-	-	-
			3 M	-	-	-	-	-	-
			3 F	-	-	-	-	-	-
			4 M	-	-	-	-	-	-
			4 F	-	-	-	-	-	0.0
			5 M	-	-	-	-	-	0.0
			5 F	-	-	-	-	-	0.5
			6 M	-	-	-	-	-	0.5
			6 F	-	-	-	-	-	0.1
			T	-	-	-	-	-	0.2
			T	-	-	-	-	-	0.9
CREDIT INSTS. WITH STAFF OF COLL. AGRT. STATUS			1 M	-	-	-	-	-	-
			1 F	-	-	-	-	-	-
			2 M	-	-	-	-	-	-
			2 F	-	-	-	-	-	-
			3 M	-	-	-	-	-	-
			3 F	-	-	-	-	-	-
			4 M	-	-	-	-	-	-
			4 F	-	-	-	-	-	0.0
			5 M	-	-	-	-	-	0.1
			5 F	-	-	-	-	-	0.5
			6 M	-	-	-	-	-	0.5
			6 F	-	-	-	-	-	0.8
			T	-	-	-	-	-	5.4
			T	-	-	-	-	-	6.2
T	-	-	-	-	-	0.9			
CREDIT INSTS. WITH STAFF OF OTHER STATUS			1 M	-	-	-	-	-	-
			1 F	-	-	-	-	-	-
			2 M	-	-	-	-	-	-
			2 F	-	-	-	-	-	-
			3 M	-	-	-	-	-	-
			3 F	-	-	-	-	-	-
			4 M	-	-	-	-	-	-
			4 F	-	-	-	-	-	0.1
			5 M	-	-	-	-	-	0.1
			5 F	-	-	-	-	-	0.1
			6 M	-	-	-	-	-	0.6
			6 F	-	-	-	-	-	0.6
			T	-	-	-	-	-	0.4
			T	-	-	-	-	-	1.8
T	-	-	-	-	-	1.9			
CREDIT INSTITUTIONS	812/813		1 M	-	-	-	-	-	-
			1 F	-	-	-	-	-	-
			2 M	-	-	-	-	-	-
			2 F	-	-	-	-	-	-
			3 M	-	-	-	-	-	-
			3 F	-	-	-	-	-	-
			4 M	-	-	-	-	-	-
			4 F	-	-	-	-	-	0.1
			5 M	-	-	-	-	-	0.1
			5 F	-	-	-	-	-	0.1
			6 M	-	-	-	-	-	0.2
			6 F	-	-	-	-	-	0.3
			T	-	-	-	-	-	0.1
			T	-	-	-	-	-	1.1
T	-	-	-	-	-	7.5			
T	-	-	-	-	-	0.8			
T	-	-	-	-	-	8.3			
T	-	-	-	-	-	10.6			



TAB.E1

SALARIES SELON L ACTIVITE, LE SEXE,  
LA QUALIFICATION, LA REGION ET LE  
REGIME DE TRAVAIL

REGIME DE TRAVAIL: TEMPS PARTIEL

(%)

(%)

REGION						SEXE	QUALIFICATION	NACE	ACTIVITE
HOORD	OOST	ZUID	WEST	(*)	TOTAL				
-	-	-	-	-	-	M	1		INST. DE CREDIT DONT PERSONNEL ASS. FONCT.
-	-	-	-	-	-	F	2		
-	-	-	-	-	-	M	3		
-	-	-	-	-	-	F	4		
-	-	-	-	-	100.0	M	5		
-	-	-	-	-	100.0	F	6		
-	31.7	-	-	-	100.0	M	T		
-	31.4	-	-	-	100.0	F	1		INST. DE CREDIT DONT PERSONNEL BEN. CONV. COLLECT.
-	100.0	-	-	-	100.0	M	2		
-	59.3	-	-	-	100.0	F	3		
-	72.3	-	-	-	100.0	M	4		
-	89.4	-	-	-	100.0	F	5		
-	40.4	-	-	-	100.0	M	6		
-	48.4	-	-	-	100.0	F	T		
-	-	-	-	-	-	M	1		INST. DE CREDIT DONT PERSONNEL AUTRES STATUTS
-	-	-	-	-	-	F	2		
-	-	-	-	-	-	M	3		
-	-	-	-	-	-	F	4		
-	-	-	-	-	100.0	M	5		
-	-	-	-	-	100.0	F	6		
-	8.4	-	-	-	100.0	M	T		
-	12.3	-	-	-	100.0	F	1		INST. DE CREDIT DONT PERSONNEL DE CREDIT
-	11.8	-	-	-	100.0	M	2		
-	7.7	-	-	-	100.0	F	3		
-	11.5	-	-	-	100.0	M	4		
-	11.0	-	-	-	100.0	F	5		
-	-	-	-	-	-	M	6		
-	-	-	-	-	-	F	T		
-	-	-	-	-	-	M	1		
-	-	-	-	-	-	F	2		
-	-	-	-	-	-	M	3		
-	-	-	-	-	-	F	4		
-	-	-	-	-	100.0	M	5		
-	-	-	-	-	100.0	F	6		
-	16.5	-	32.3	-	100.0	M	T		
-	16.0	-	30.3	-	100.0	F	1		
-	41.3	-	-	-	100.0	M	2		
-	21.4	-	25.5	-	100.0	F	3		
-	23.1	-	24.8	-	100.0	M	4		
-	34.8	-	-	-	100.0	F	5		
-	20.2	-	27.2	-	100.0	M	6		
-	21.5	-	25.8	-	100.0	F	T		
-	-	-	-	-	-	M	1	812/813	INSTITUTIONS DE CREDIT
-	-	-	-	-	-	F	2		
-	-	-	-	-	-	M	3		
-	-	-	-	-	-	F	4		
-	-	45.5	42.0	-	100.0	M	5		
-	-	49.0	35.4	-	100.0	F	6		
-	-	63.1	-	-	100.0	M	T		
-	17.6	65.9	14.7	-	100.0	F	1		
2.5	17.0	65.7	14.8	-	100.0	M	2		
-	25.6	63.1	8.5	-	100.0	F	3		
5.2	16.4	61.9	16.5	-	100.0	M	4		
4.0	17.6	62.1	15.5	-	100.0	F	5		
3.0	23.9	62.9	9.3	-	100.0	M	6		
4.6	16.5	62.3	16.6	-	100.0	F	T		
4.5	17.4	62.4	15.7	-	100.0	M	T		

TAB.E1

EMPLOYEES ACCORDING TO ACTIVITY,SEX,  
QUALIFICATION,REGION AND TYPE OF  
EMPLOYEMENT

(THOUSANDS)		ALL TYPES OF EMPLOYEMENT				(MILLIERS)			
ACTIVITY	NACE	Q U A L I F I C A T I O N	S E X	REGION					
				NOORD	OOST	ZUID	WEST	(*)	TOTAL
CREDIT INSTS. WITH STAFF OF CIV. SERV. STATUS		1	M	-	-	-	-	-	-
			F	-	-	-	-	-	-
			T	-	-	-	-	-	0.1
			M	-	-	-	-	-	0.1
			F	-	-	-	-	-	0.1
			T	-	-	-	-	-	-
			M	-	0.2	-	-	-	0.1
			F	-	0.2	-	-	-	0.6
			T	0.3	1.5	-	-	-	0.2
			M	0.3	1.2	-	-	-	0.8
			F	0.7	2.7	-	-	-	3.4
			T	-	0.3	-	-	-	0.6
			M	0.1	0.4	-	-	-	0.8
			F	0.1	0.7	-	-	-	0.8
T	0.4	2.0	-	-	-	1.4			
CREDIT INSTS. WITH STAFF OF COLL. AGRT. STATUS		1	M	0.4	3.6	-	-	-	4.4
			F	-	-	-	-	-	0.1
			T	-	-	-	-	-	0.2
			M	-	-	-	-	-	0.2
			F	-	0.0	-	-	-	0.7
			T	-	0.0	-	-	-	0.7
			M	-	0.1	-	-	-	1.7
			F	-	0.7	-	-	-	7.2
			T	-	0.7	-	-	-	7.7
			M	-	0.7	-	-	-	0.5
			F	-	0.8	-	-	-	0.2
			T	-	0.4	-	-	-	2.7
			M	-	1.2	-	-	-	10.9
			F	-	1.3	-	-	-	15.0
T	-	2.3	-	-	-	17.7			
CREDIT INSTS. WITH STAFF OF OTHER STATUS		1	M	0.2	-	-	0.3	-	0.9
			F	-	-	-	-	-	-
			T	-	-	-	-	-	0.9
			M	0.2	-	-	0.3	-	1.1
			F	0.3	-	-	-	-	0.1
			T	0.3	-	-	0.2	-	1.2
			M	0.2	-	-	0.3	-	1.1
			F	0.1	-	-	-	-	0.2
			T	0.3	-	-	0.3	-	1.3
			M	0.7	-	-	1.1	-	3.9
			F	0.1	-	-	0.1	-	0.8
			T	0.8	-	-	1.2	-	4.7
			M	0.7	-	-	0.8	-	3.5
			F	0.9	-	-	1.6	-	4.6
T	1.6	-	-	2.5	-	8.1			
CREDIT INSTITUTIONS	812/813	1	M	0.4	-	0.4	-	-	1.1
			F	-	-	-	-	-	-
			T	0.1	0.2	0.5	0.4	-	1.1
			M	0.1	0.3	1.1	0.3	-	1.9
			F	-	-	-	-	-	0.1
			T	0.1	0.3	1.2	0.4	-	2.0
			M	0.1	0.4	1.9	0.5	-	2.9
			F	-	0.1	0.1	-	-	0.2
			T	0.2	0.4	2.0	0.5	-	3.1
			M	0.7	1.6	7.3	2.1	-	11.7
			F	0.1	0.2	1.0	0.3	-	1.5
			T	0.8	1.7	8.3	2.3	-	13.2
			M	1.2	3.0	9.1	1.8	-	15.1
			F	0.7	2.4	4.9	2.5	-	10.6
T	1.9	5.5	14.0	4.4	-	25.8			
CREDIT INSTITUTIONS		2	M	1.1	2.0	13.1	1.8	-	18.0
			F	1.5	4.3	15.0	4.8	-	25.6
			T	2.7	6.3	28.2	6.6	-	43.7
			M	3.4	7.4	33.0	6.9	-	50.7
			F	2.4	7.0	21.1	7.6	-	38.1
			T	5.8	14.4	54.1	14.5	-	88.8

TAB.E1

SALARIES SELON L ACTIVITE, LE SEXE,  
LA QUALIFICATION, LA REGION ET LE  
REGIME DE TRAVAIL

ENS. DES REGIMES DE TRAVAIL

(%) (x)

REGION						SEXE	QUALIFICATION	NACE	ACTIVITE
NOORD	OUST	ZUID	WEST	(°)	TOTAL				
-	-	-	-	-	-	M	1		INST. DE CREDIT
-	-	-	-	-	-	F	1		DONT PERSONNEL
-	-	-	-	-	100.0	T	1		ASS. FONCT.
-	-	-	-	-	100.0	M	2		
-	-	-	-	-	100.0	F	2		
-	-	-	-	-	100.0	T	2		
-	29.5	-	-	-	100.0	M	3		
-	-	-	-	-	100.0	F	3		
-	-	-	-	-	100.0	T	3		
-	25.9	-	-	-	100.0	M	4		
-	-	-	-	-	100.0	F	4		
10.1	43.3	-	-	-	100.0	T	4		
9.1	36.0	-	-	-	100.0	M	5		
9.6	39.7	-	-	-	100.0	F	5		
-	53.9	-	-	-	100.0	T	5		
7.5	43.8	-	-	-	100.0	M	6		
6.0	47.9	-	-	-	100.0	F	6		
9.0	41.9	-	-	-	100.0	T	6		
8.4	36.5	-	-	-	100.0	M	T		
8.7	39.3	-	-	-	100.0	F	T		
-	-	-	-	-	100.0	T	T		
-	6.7	-	-	-	100.0	M	1		INST. DE CREDIT
-	-	-	-	-	100.0	F	1		DONT PERSONNEL
-	6.7	-	-	-	100.0	T	1		BEN.COMV.COLLECT.
-	6.7	-	-	-	100.0	M	2		
-	6.2	-	-	-	100.0	F	2		
-	-	-	-	-	100.0	T	2		
-	6.1	-	-	-	100.0	M	3		
-	9.3	-	-	-	100.0	F	3		
-	-	-	-	-	100.0	T	3		
-	8.9	-	-	-	100.0	M	4		
-	10.0	-	-	-	100.0	F	4		
-	13.3	-	-	-	100.0	T	4		
-	10.8	-	-	-	100.0	M	5		
-	8.6	-	-	-	100.0	F	5		
-	12.8	-	-	-	100.0	T	5		
-	10.9	-	-	-	100.0	M	6		
-	8.9	-	-	-	100.0	F	6		
-	12.6	-	-	-	100.0	T	6		
-	10.3	-	-	-	100.0	M	T		
-	20.7	-	36.6	-	100.0	F	T		
-	-	-	-	-	100.0	T	T		
-	20.6	-	36.4	-	100.0	M	1		INST. DE CREDIT
-	22.7	-	19.6	-	100.0	F	1		DONT PERSONNEL
-	-	-	-	-	100.0	T	1		AUTRES STATUTS
-	22.8	-	20.0	-	100.0	M	2		
-	21.8	-	29.0	-	100.0	F	2		
-	34.5	-	-	-	100.0	T	2		
-	23.7	-	26.4	-	100.0	M	3		
-	18.9	-	27.6	-	100.0	F	3		
-	13.4	-	11.9	-	100.0	T	3		
-	17.9	-	24.8	-	100.0	M	4		
-	20.5	-	23.2	-	100.0	F	4		
-	19.0	-	35.9	-	100.0	T	4		
-	19.6	-	30.3	-	100.0	M	5		
-	15.5	-	16.1	-	100.0	F	5		
-	23.4	-	23.7	-	100.0	T	5		
-	21.4	-	21.7	-	100.0	M	6		
-	19.4	-	24.2	-	100.0	F	6		
-	21.4	-	27.1	-	100.0	T	6		
-	20.4	-	25.7	-	100.0	M	T		
7.7	17.1	42.2	33.0	-	100.0	F	T	812/813	INSTITUTIONS
-	-	-	-	-	100.0	T	T		DE CREDIT
7.7	17.0	42.5	32.8	-	100.0	M	1		
0.6	16.3	59.1	18.0	-	100.0	F	1		
-	-	-	-	-	100.0	T	1		
7.2	16.5	58.0	18.3	-	100.0	M	2		
5.0	12.4	66.1	16.5	-	100.0	F	2		
-	29.4	49.6	-	-	100.0	T	2		
5.3	13.7	64.9	16.2	-	100.0	M	3		
0.4	13.5	62.5	17.6	-	100.0	F	3		
0.2	10.1	66.6	17.1	-	100.0	T	3		
0.4	13.1	62.9	17.5	-	100.0	M	4		
7.8	18.9	60.1	12.1	-	100.0	F	4		
0.8	23.0	46.3	23.9	-	100.0	T	4		
7.5	21.2	54.4	17.0	-	100.0	M	5		
0.2	11.0	72.8	10.0	-	100.0	F	5		
0.0	16.8	58.6	18.7	-	100.0	T	5		
0.1	14.4	64.5	15.1	-	100.0	M	6		
0.7	14.6	65.1	13.5	-	100.0	F	6		
0.3	18.3	55.4	20.0	-	100.0	T	6		
0.5	16.2	60.9	16.3	-	100.0	M	T		
-	-	-	-	-	100.0	F	T		

TAB.E2

GROSS MONTHLY PAY (CORRECTED)  
OF FULL-TIME EMPLOYEES:  
MEAN (M) AND COEFFICIENT OF VARIATION  
(CV) ACCORDING TO ACTIVITY, SEX,  
QUALIFICATION AND REGION

ACTIVITY	NACE	Q U A L I F I C A T I O N	S E X	REGION					TOTAL
				NOORD	OOST	ZUID	WEST	(*)	
CREDIT INSTS. WITH STAFF OF CIV. SERV. STATUS			1 M	-	-	-	-	-	-
			1 F	-	-	-	-	-	-
			2 M	-	-	-	-	-	3607
			2 F	-	-	-	-	-	3589
			3 M	-	-	-	-	-	4096
			3 F	-	-	-	-	-	-
			4 M	-	2971	-	-	-	4086
			4 F	-	-	-	-	-	2840
			5 M	1766	3000	-	-	-	1987
			5 F	1449	2254	-	-	-	2672
			6 M	1618	1649	-	-	-	2185
			6 F	-	1999	-	-	-	1649
			T	-	2031	-	-	-	1937
			T	1968	1204	-	-	-	1884
CREDIT INSTS. WITH STAFF OF COLL. AGRT. STATUS			1 M	1442	1663	-	-	-	1224
			1 F	1741	2334	-	-	-	1613
			2 M	-	1661	-	-	-	2310
			2 F	-	2064	-	-	-	1628
			3 M	-	-	-	-	-	2015
			3 F	-	-	-	-	-	6442
			4 M	-	5139	-	-	-	6442
			4 F	-	-	-	-	-	5891
			5 M	-	5139	-	-	-	5889
			5 F	-	4381	-	-	-	4454
			6 M	-	4381	-	-	-	4437
			6 F	-	3104	-	-	-	3211
			T	-	3110	-	-	-	2610
			T	-	1954	-	-	-	3175
CREDIT INSTS. WITH STAFF OF OTHER STATUS			1 M	-	1370	-	-	-	2143
			1 F	-	1784	-	-	-	1670
			2 M	-	1488	-	-	-	2044
			2 F	-	1140	-	-	-	1563
			3 M	-	1291	-	-	-	1211
			3 F	-	2159	-	-	-	1400
			4 M	-	1197	-	-	-	2332
			4 F	-	1771	-	-	-	1326
			5 M	-	4477	-	4478	-	2013
			5 F	-	-	-	-	-	4636
			6 M	-	4477	-	4478	-	4630
			6 F	-	3019	-	3060	-	3233
			T	-	3004	-	3009	-	3201
			T	-	2982	-	3092	-	3030
CREDIT INSTITUTIONS	812/813		1 M	-	1353	-	-	-	1562
			1 F	-	2582	-	-	-	2833
			2 M	-	2293	-	3047	-	2382
			2 F	-	1603	-	2317	-	1708
			3 M	-	2212	-	2026	-	2279
			3 F	-	1906	-	2298	-	1895
			4 M	-	1207	-	1805	-	1264
			4 F	-	1547	-	1255	-	1562
			5 M	-	1286	-	1457	-	1562
			5 F	-	1074	-	1428	-	1109
			6 M	-	1116	-	1062	-	1247
			6 F	-	1172	-	1172	-	2373
			T	-	2348	-	2418	-	1226
			T	-	1161	-	1215	-	1864
CREDIT INSTITUTIONS	812/813		1 M	4491	4491	5261	4606	-	4602
			1 F	-	-	-	-	-	-
			2 M	4491	4491	5236	4606	-	4795
			2 F	3470	3361	4583	4076	-	4206
			3 M	-	-	-	-	-	2547
			3 F	3306	3334	4571	4006	-	4159
			4 M	3484	3368	4156	3486	-	3906
			4 F	-	1353	-	-	-	1905
			5 M	3357	3065	4055	3436	-	3774
			5 F	2745	2712	3021	2781	-	2921
			6 M	-	2113	2220	1757	-	2062
			6 F	2568	2663	2935	2701	-	2834
			T	1807	2086	2154	2012	-	2095
			T	1364	1448	1605	1363	-	1486
T	1644	1819	1992	1654	-	1869			
T	1357	1477	1592	1637	-	1571			
T	1067	1113	1208	1195	-	1181			
T	1212	1242	1419	1340	-	1371			
T	2068	2268	2356	2484	-	2341			
T	1200	1282	1373	1284	-	1325			
T	1754	1843	2042	1918	-	1970			

TAB.E2

REMUNERATION MENSUELLE BRUTE CORRIGEE  
DES SALARIES A TEMPS PLEIN:  
MOYENNE (M) ET COEFFICIENT DE  
VARIATION (CV) SELON L'ACTIVITE, LE SEXE,  
LA QUALIFICATION ET LA REGION

CV

REGION						SEXE	QUALIFICATION	NACE	ACTIVITE
NOORD	OOST	ZUID	WEST	(°)	TOTAL				
-	-	-	-	-	-	M	1		INST. DE CREDIT
-	-	-	-	-	-	F	1		DONT PERSONNEL
-	-	-	-	-	30.7	T	2		ASS. FONCT.
-	-	-	-	-	-	M	3		
-	-	-	-	-	13.9	F	3		
-	-	-	-	-	-	T	3		
-	12.5	-	-	-	13.9	M	4		
-	-	-	-	-	20.4	F	4		
-	12.6	-	-	-	47.1	T	4		
22.0	19.6	-	-	-	28.0	M	5		
17.7	18.2	-	-	-	20.1	F	5		
22.8	24.5	-	-	-	21.0	T	5		
-	14.2	-	-	-	24.8	M	6		
-	12.6	-	-	-	23.3	F	6		
-	28.5#	-	-	-	23.1	T	6		
32.0	22.8	-	-	-	33.5	M	T		
18.0	23.9	-	-	-	26.4	F	T		
32.6	28.3	-	-	-	25.6	T	T		
-	-	-	-	-	31.4	M	1		INST. DE CREDIT
-	-	-	-	-	40.4#	F	1		DONT PERSONNEL
-	-	-	-	-	-	T	1		BEN. CONV. COLLECT.
-	19.5	-	-	-	40.4#	M	2		
-	-	-	-	-	69.4	F	2		
-	19.5	-	-	-	-	T	2		
-	26.2	-	-	-	69.4	M	3		
-	-	-	-	-	26.3	F	3		
-	26.2	-	-	-	-	T	3		
-	25.7	-	-	-	26.3	M	4		
-	-	-	-	-	40.5	F	4		
-	25.4	-	-	-	22.4	T	4		
-	24.8	-	-	-	40.3	M	5		
-	36.5	-	-	-	30.7	F	5		
-	31.2	-	-	-	30.1	T	5		
-	25.1	-	-	-	32.1	M	6		
-	24.3	-	-	-	42.6	F	6		
-	28.3	-	-	-	43.4	T	6		
-	47.9	-	-	-	45.0	M	T		
-	32.5	-	-	-	62.2	F	T		
-	54.2	-	-	-	45.6	T	T		
-	23.4	-	23.8	-	66.1	M	1		INST. DE CREDIT
-	-	-	-	-	22.2	F	1		DONT PERSONNEL
-	23.4	-	23.8	-	-	T	1		AUTRES STATUTS
-	35.9	-	36.0	-	22.2	M	2		
-	-	-	-	-	35.4	F	2		
-	35.5	-	36.7	-	-	T	2		
-	43.4#	-	25.9	-	35.7	M	3		
-	20.6#	-	-	-	33.4	F	3		
-	50.0#	-	26.4	-	46.0#	T	3		
-	28.3	-	26.9	-	38.8	M	4		
-	29.3#	-	38.7#	-	26.6	F	4		
-	30.2	-	27.8	-	38.0	T	4		
-	37.4	-	40.6	-	29.8	M	5		
-	28.7	-	28.0	-	35.1	F	5		
-	42.4	-	40.4	-	28.2	T	5		
-	33.9	-	32.4	-	39.5	M	6		
-	24.3	-	27.6	-	43.5	F	6		
-	28.3	-	32.0	-	28.1	T	6		
-	48.2	-	46.5	-	40.3	M	T		
-	30.5	-	32.8	-	46.5	F	T		
-	58.3	-	56.7	-	34.7	T	T		
-	23.6	30.4	26.5	-	55.8	M	1	812/813	INSTITUTIONS
14.4	-	-	-	-	28.0	F	1		DE CREDIT
14.4	23.6	30.6	26.5	-	28.0	T	1		
42.7#	39.2	59.9	106.4#	-	69.3	M	2		
-	-	-	-	-	31.8#	F	2		
44.7#	39.0	59.8	106.8#	-	69.5	T	2		
32.1#	41.4	30.5	32.6	-	33.3	M	3		
-	20.6#	-	-	-	54.8#	F	3		
34.2#	48.2	33.2	33.0	-	36.5	T	3		
26.3	29.4	30.5	70.3	-	39.8	M	4		
-	41.4#	31.6	41.1	-	38.2	F	4		
34.3	30.8	31.8	70.7	-	40.9	T	4		
28.1	26.6	24.6	52.8	-	30.0	M	5		
28.9	28.2	30.4	27.1	-	29.8	F	5		
29.8	32.4	28.9	50.1	-	34.2	T	5		
30.7	27.9	35.1	82.1	-	42.5	M	6		
23.4	24.3	28.5	69.5	-	38.9	F	6		
30.7	28.8	36.1	78.2	-	44.3	T	6		
47.9	43.2	52.6	77.9	-	56.1	M	T		
33.4	33.2	37.2	54.9	-	40.8	F	T		
52.8	50.4	56.6	83.6	-	81.0	T	T		

TAB.E3

INDEX OF MEAN GROSS MONTHLY PAY (CORRECTED) OF FULL-TIME EMPLOYEES ACCORDING TO ACTIVITY, SEX, QUALIFICATION AND REGION

INDICE DE LA REMUNERATION MENSUELLE BRUTE CORRIGEE MOYENNE DES SALARIES A TEMPS PLEIN SELON L'ACTIVITE, LE SEXE, LA QUALIFICATION ET LA REGION

(PAY OF ALL FULL-TIME EES.=100)

(REM. DE L'ENS. DES SAL. A TEMPS PLEIN=100)

ACTIVITY	NACE	Q U A L I F I C A T I O N	S E X	REGION						
				NOORD	OOST	ZUID	WEST	(*)	TOTAL	
CREDIT INSTS. WITH STAFF OF CIV. SERV. STATUS			1 M	-	-	-	-	-	-	-
			1 F	-	-	-	-	-	-	-
			2 M	-	-	-	-	-	-	100.0
			2 F	-	-	-	-	-	-	100.0
			3 M	-	-	-	-	-	-	100.0
			3 F	-	-	-	-	-	-	100.0
			4 M	-	104.6	-	-	-	-	100.0
			4 F	-	-	-	-	-	-	100.0
			5 M	80.8	112.3	-	-	-	-	100.0
			5 F	87.9	103.1	-	-	-	-	100.0
			6 M	83.5	100.0	-	-	-	-	100.0
			6 F	-	103.2	-	-	-	-	100.0
CREDIT INSTS. WITH STAFF OF COLL. AGRT. STATUS			1 M	-	-	-	-	-	-	100.0#
			1 F	-	-	-	-	-	-	100.0#
			2 M	-	87.2	-	-	-	-	100.0
			2 F	-	-	-	-	-	-	100.0
			3 M	-	87.3	-	-	-	-	100.0
			3 F	-	98.4	-	-	-	-	100.0
			4 M	-	98.7	-	-	-	-	100.0
			4 F	-	96.7	-	-	-	-	100.0
			5 M	-	98.0	-	-	-	-	100.0
			5 F	-	91.2	-	-	-	-	100.0
			6 M	-	82.1	-	-	-	-	100.0
			6 F	-	87.3	-	-	-	-	100.0
CREDIT INSTS. WITH STAFF OF OTHER STATUS			1 M	-	-	-	96.6	-	-	100.0
			1 F	-	-	-	-	-	-	100.0
			2 M	-	96.7	-	-	-	-	100.0
			2 F	-	93.4	-	-	94.7	-	100.0
			3 M	-	93.9	-	-	94.0	-	100.0
			3 F	-	95.8#	-	-	102.1	-	100.0
			4 M	-	86.6#	-	-	-	-	100.0#
			4 F	-	91.1#	-	-	107.6	-	100.0
			5 M	-	96.3	-	-	97.3	-	100.0
			5 F	-	93.8#	-	-	118.6#	-	100.0
			6 M	-	97.1	-	-	100.9	-	100.0
			6 F	-	100.6	-	-	95.2	-	100.0
CREDIT INSTITUTIONS	812/813		1 M	93.5	93.5	109.6	95.9	-	-	100.0
			1 F	-	-	-	-	-	-	100.0
			2 M	93.7	93.7	109.2	96.1	-	-	100.0
			2 F	82.5#	79.9	109.0	96.9#	-	-	100.0
			3 M	79.5#	80.2	109.9	96.3#	-	-	100.0#
			3 F	89.2#	86.2	106.4	89.2	-	-	100.0
			4 M	88.9#	81.2	107.4	91.0	-	-	100.0
			4 F	94.0	92.9	103.4	95.5	-	-	100.0
			5 M	-	102.5#	107.7	85.2	-	-	100.0
			5 F	90.6	94.0	103.6	95.3	-	-	100.0
			6 M	86.3	99.6	102.8	96.0	-	-	100.0
			6 F	91.8	97.4	108.0	91.7	-	-	100.0
CREDIT INSTITUTIONS	812/813		1 M	88.0	97.3	106.6	88.5	-	-	100.0
			1 F	86.4	94.0	101.4	104.2	-	-	100.0
			2 M	90.4	94.2	102.3	101.2	-	-	100.0
			2 F	88.4	90.6	103.5	87.7	-	-	100.0
			3 M	88.3	96.9	100.6	106.1	-	-	100.0
			3 F	90.6	96.7	103.6	96.9	-	-	100.0
			4 M	89.0	93.6	103.6	97.4	-	-	100.0
			4 F	-	-	-	-	-	-	100.0
			5 M	-	-	-	-	-	-	100.0
			5 F	-	-	-	-	-	-	100.0
			6 M	-	-	-	-	-	-	100.0
			6 F	-	-	-	-	-	-	100.0

TAB.E3

INDEX OF MEAN GROSS  
MONTHLY PAY (CORRECTED)  
OF FULL-TIME FEMALE  
EMPLOYEES ACCORDING TO  
ACTIVITY,  
QUALIFICATION AND REGION  
(PAY OF FULL-TIME MALES EES.=100)

INDICE DE LA REMUNERATION  
MENSUELLE BRUTE CORRIGEE  
MOYENNE DES SALAIRES  
FEMININS A TEMPS PLEIN  
SELON L ACTIVITE,  
LA QUALIFICATION ET LA REGION  
(REM. DES SAL. MASC. A TEMPS PLEIN=100)


REGION						SEX	QUALIFICATION	NACE	ACTIVITE
NOORD	OOST	ZUID	WEST	(*)	TOTAL				
-	-	-	-	-	-	M	1		INST. DE CREDIT DONT PERSONNEL ASS. FONCT.
-	-	-	-	-	100.0	M	2		
-	-	-	-	-	100.0	M	3		
-	100.0	-	-	-	100.0	M	4		
100.0	100.0	-	-	-	100.0	M	5		
82.0	73.2	-	-	-	75.5	F	5		
-	100.0	-	-	-	100.0	M	6		
-	59.3	-	-	-	61.7	F	6		
100.0	100.0	-	-	-	100.0	M	T		
73.2	71.1	-	-	-	70.5	F	T		
-	-	-	-	-	100.0#	M	1		INST. DE CREDIT DONT PERSONNEL BEN. CONV. COLLECT.
-	100.0	-	-	-	100.0	M	2		
-	100.0	-	-	-	100.0	M	3		
-	100.0	-	-	-	100.0	M	4		
-	100.0	-	-	-	81.3	F	4		
-	100.0	-	-	-	100.0	M	5		
-	70.2	-	-	-	77.9	F	5		
-	100.0	-	-	-	100.0	M	6		
-	76.6	-	-	-	77.4	F	6		
-	100.0	-	-	-	100.0	M	T		
-	55.5	-	-	-	56.8	F	T		
-	100.0	-	100.0	-	100.0	M	1		INST. DE CREDIT DONT PERSONNEL AUTRES STATUTS
-	100.0	-	100.0	-	100.0	M	2		
-	100.0#	-	100.0	-	100.0	M	3		
-	46.6#	-	-	-	51.6#	F	3		
-	100.0	-	100.0	-	100.0	M	4		
-	69.9#	-	87.5#	-	71.7	F	4		
-	100.0	-	100.0	-	100.0	M	5		
-	63.3	-	69.5	-	66.7	F	5		
-	100.0	-	100.0	-	100.0	M	6		
-	83.5	-	76.5	-	71.0	F	6		
-	100.0	-	100.0	-	100.0	M	T		
-	49.4	-	50.2	-	51.7	F	T		
100.0	100.0	100.0	100.0	-	100.0	M	1	812/813	INSTITUTIONS DE CREDIT
-	-	-	-	-	-	F	1		
100.0#	100.0	100.0	100.0#	-	100.0	M	2		
-	-	-	-	-	60.6#	F	2		
100.0#	100.0	100.0	100.0	-	100.0	M	3		
-	40.2#	-	-	-	48.8#	F	3		
100.0	100.0	100.0	100.0	-	100.0	M	4		
-	77.9#	73.5	63.0	-	70.6	F	4		
100.0	100.0	100.0	100.0	-	100.0	M	5		
75.5	89.4	74.5	67.7	-	70.9	F	5		
100.0	100.0	100.0	100.0	-	100.0	M	6		
78.7	75.3	75.8	73.0	-	75.2	F	6		
100.0	100.0	100.0	100.0	-	100.0	M	T		
58.0	56.5	58.3	51.7	-	56.6	F	T		





**Insurance  
Assurances**





**Series**  
**Série A**

**TAB.A1**

**EMPLOYEES ACCORDING TO ACTIVITY, SEX,  
QUALIFICATION AND TYPE OF EMPLOYMENT**

(THOUSANDS) TYPE OF EMPLOYMENT: FULL-TIME (MILLIERS)

ACTIVITY	NACE	SEX	QUALIFICATION							TOG. ENS.
			I	II	III	IV	V	VI	(*)	
INSURANCE	82	M	0.3	1.0	1.9	5.8	6.2	3.5	-	18.8
		F	-	0.0	0.4	0.9	2.1	3.3	-	6.7
		T	0.3	1.1	2.2	6.7	8.4	6.8	-	25.5

(THOUSANDS) TYPE OF EMPLOYMENT: PART-TIME (MILLIERS)

ACTIVITY	NACE	SEX	QUALIFICATION							TOG. ENS.
			I	II	III	IV	V	VI	(*)	
INSURANCE	82	M	-	-	0.0	0.1	0.1	0.2	-	0.5
		F	-	-	0.1	0.4	1.0	1.6	-	3.0
		T	-	0.0	0.1	0.4	1.1	1.8	-	3.5

(THOUSANDS) TYPE OF EMPLOYMENT: ALL TYPES OF EMPLOYMENT (MILLIERS)

ACTIVITY	NACE	SEX	QUALIFICATION							TOG. ENS.
			I	II	III	IV	V	VI	(*)	
INSURANCE	82	M	0.3	1.0	1.9	5.9	6.3	3.7	-	19.2
		F	-	0.1	0.4	1.2	3.1	4.8	-	9.7
		T	0.4	1.1	2.3	7.2	9.4	8.6	-	28.9

**TAB.A1**

**SALARIES SELON L ACTIVITE, LE SEXE, LA QUALIFICATION ET LE REGIME DE TRAVAIL**  
**REGIME DE TRAVAIL: TEMPS PLEIN**

QUALIFICATION								SEX E	NACE	ACTIVITE
I	II	III	IV	V	VI	(*)	TOT. ENS.			
1.8	5.4	9.9	31.0	33.1	18.7	-	100.0	M	82	ASSURANCES
.	0.6	5.4	13.2	32.0	48.7	-	100.0	F		
1.4	4.2	8.7	26.4	32.8	26.6	-	100.0	T		

(%) REGIME DE TRAVAIL: TEMPS PARTIEL (%)

QUALIFICATION								SEX E	NACE	ACTIVITE
I	II	III	IV	V	VI	(*)	TOT. ENS.			
.	.	5.9	18.6	24.5	45.4	-	100.0	M	82	ASSURANCES
.	.	2.7	11.8	32.5	52.6	-	100.0	F		
.	1.0	3.1	12.7	31.4	51.6	-	100.0	T		

(%) REGIME DE TRAVAIL: ENS. DES REGIMES DE TRAVAIL (%)

QUALIFICATION								SEX E	NACE	ACTIVITE
I	II	III	IV	V	VI	(*)	TOT. ENS.			
1.8	5.4	9.8	30.7	32.9	19.4	-	100.0	M	82	ASSURANCES
.	0.5	4.6	12.8	32.2	49.9	-	100.0	F		
1.2	3.8	8.1	24.7	32.6	29.6	-	100.0	T		

TAB. A2

EMPLOYEES ACCORDING TO ACTIVITY, SEX,  
SIZE OF ENTERPRISE AND TYPE OF  
EMPLOYMENT

(%) TYPE OF EMPLOYMENT: FULL-TIME

ACTIVITY	NACE	SEX	SIZE OF ENTERPRISE (NUMBER OF EMPLOYEES)								
			10	20	50	100	200	500	1000	2000	>=
			-	-	-	-	-	-	-	-	-
			19	49	99	199	499	999	1999	4999	5000
INSURANCE	82	M	1.4	3.8	5.6	11.9	18.7	.	.	.	-
		F	1.3	5.3	6.4	14.1	19.8	.	.	.	-
		T	1.4	4.2	5.8	12.4	19.0	.	.	.	-

(%) TYPE OF EMPLOYMENT: PART-TIME

ACTIVITY	NACE	SEX	SIZE OF ENTERPRISE (NUMBER OF EMPLOYEES)								
			10	20	50	100	200	500	1000	2000	>=
			-	-	-	-	-	-	-	-	-
			19	49	99	199	499	999	1999	4999	5000
INSURANCE	82	M	.	22.5	.	11.6	13.5	.	.	.	-
		F	2.0	3.6	5.9	12.7	16.4	.	.	.	-
		T	1.8	6.2	5.3	12.6	16.0	.	.	.	-

(%) TYPE OF EMPLOYMENT: ALL TYPES OF EMPLOYMENT

ACTIVITY	NACE	SEX	SIZE OF ENTERPRISE (NUMBER OF EMPLOYEES)								
			10	20	50	100	200	500	1000	2000	>=
			-	-	-	-	-	-	-	-	-
			19	49	99	199	499	999	1999	4999	5000
INSURANCE	82	M	1.4	4.2	5.5	11.9	18.6	.	.	.	-
		F	1.5	4.8	6.2	13.7	18.8	.	.	.	-
		T	1.4	4.4	5.7	12.5	18.6	.	.	.	-

TAB. A2

SALARIES SELON L'ACTIVITE, LE SEXE  
LA TAILLE DE L'ENTREPRISE ET LE  
REGIME DE TRAVAIL

REGIME DE TRAVAIL: TEMPS PLEIN

(%)

TAILLE DE L'ENTREPRISE (NOMBRE DE SALARIES)							SEXE	NACE	ACTIVITE
10	50	100	200	500	>=	TOT.			
49	99	199	499	999	1000	(*) ENS.			
5.2	5.6	11.9	18.7	-	-	100.0	M F T	82	ASSURANCES
6.5	6.4	14.1	19.8	-	-	100.0			
5.6	5.8	12.4	19.0	-	-	100.0			

REGIME DE TRAVAIL: TEMPS PARTIEL

(%)

TAILLE DE L'ENTREPRISE (NOMBRE DE SALARIES)							SEXE	NACE	ACTIVITE
10	50	100	200	500	>=	TOT.			
49	99	199	499	999	1000	(*) ENS.			
23.2	-	11.6	13.5	-	-	100.0	M F T	82	ASSURANCES
5.7	5.9	12.7	16.4	-	-	100.0			
8.1	5.3	12.6	16.0	-	-	100.0			

REGIME DE TRAVAIL: ENS. DES REGIMES DE TRAVAIL

(%)

TAILLE DE L'ENTREPRISE (NOMBRE DE SALARIES)							SEXE	NACE	ACTIVITE
10	50	100	200	500	>=	TOT.			
49	99	199	499	999	1000	(*) ENS.			
5.7	5.5	11.9	18.6	-	-	100.0	M F T	82	ASSURANCES
6.3	6.2	13.7	18.8	-	-	100.0			
5.9	5.7	12.5	18.6	-	-	100.0			

TAB. A3

EMPLOYEES ACCORDING TO ACTIVITY,SEX,  
AGE AND TYPE OF EMPLOYMENT.

(%) TYPE OF EMPLOYMENT: FULL-TIME

ACTIVITY	NACE	SEX	AGE (COMPLETED YEARS)											TOT. EMS.	
			< 16	16	18	21	25	30	35	40	45	50	55		>= 60
			-	-	-	-	-	-	-	-	-	-	-		-
INSURANCE	82	M	-	1.0	5.9	10.9	16.3	10.8	8.7	9.4	11.5	11.1	7.8	6.7	100.0
		F	-	7.6	29.7	23.4	12.0	4.6	3.9	4.4	5.2	4.5	3.7	1.0	100.0
		T	-	2.7	12.1	14.2	15.2	9.2	7.4	8.1	9.8	9.3	6.7	5.2	100.0

(%) TYPE OF EMPLOYMENT: PART-TIME

ACTIVITY	NACE	SEX	AGE (COMPLETED YEARS)											TOT. EMS.	
			< 16	16	18	21	25	30	35	40	45	50	55		>= 60
			-	-	-	-	-	-	-	-	-	-	-		-
INSURANCE	82	M	-	12.2	-	6.4	17.2	9.2	-	-	7.3	-	7.8	16.8	100.0
		F	-	7.6	3.0	15.7	13.3	9.4	10.7	10.7	12.1	10.8	4.3	2.1	100.0
		T	-	8.2	3.5	14.4	13.8	9.4	10.0	9.9	11.4	9.8	4.8	4.1	100.0

(%) TYPE OF EMPLOYMENT: ALL TYPES OF EMPLOYMENT

ACTIVITY	NACE	SEX	AGE (COMPLETED YEARS)											TOT. EMS.	
			< 16	16	18	21	25	30	35	40	45	50	55		>= 60
			-	-	-	-	-	-	-	-	-	-	-		-
INSURANCE	82	M	-	1.2	5.9	10.8	16.4	10.8	8.6	9.2	11.4	10.9	7.8	6.9	100.0
		F	-	7.6	21.4	21.0	12.4	6.1	6.1	6.4	7.3	6.5	3.9	1.3	100.0
		T	-	3.4	11.1	14.2	15.0	9.2	7.7	8.3	10.0	9.4	6.5	5.0	100.0



TAB. A3

SALARIES SELON L'ACTIVITE, LE SEXE,  
L'AGE ET LE REGIME DE TRAVAIL.

REGIME DE TRAVAIL: TEMPS PLEIN

(%)

AGE (ANNEES REVOLUES)							S E X E	NACE	ACTIVITE
< 21	21 - 29	30 - 44	45 - 54	>= 55	(*)	TOT. ENS.			
6.8	27.3	28.8	22.5	14.5	-	100.0	M F T	82	ASSURANCES
37.3	35.4	12.9	9.7	4.7	-	100.0			
14.8	28.4	24.6	19.2	11.9	-	100.0			

REGIME DE TRAVAIL: TEMPS PARTIEL

(%)

AGE (ANNEES REVOLUES)							S E X E	NACE	ACTIVITE
< 21	21 - 29	30 - 44	45 - 54	>= 55	(*)	TOT. ENS.			
20.4	23.6	19.1	10.8	24.6	-	100.0	M F T	82	ASSURANCES
10.8	29.0	30.9	22.9	6.4	-	100.0			
12.1	28.2	29.3	21.2	8.8	-	100.0			

REGIME DE TRAVAIL: ENS. DES REGIMES DE TRAVAIL

(%)

AGE (ANNEES REVOLUES)							S E X E	NACE	ACTIVITE
< 21	21 - 29	30 - 44	45 - 54	>= 55	(*)	TOT. ENS.			
7.2	27.2	28.6	22.2	14.7	-	100.0	M F T	82	ASSURANCES
29.1	33.4	18.5	13.8	5.2	-	100.0			
14.5	28.3	25.2	19.4	11.6	-	100.0			

**TAB. A4**

**EMPLOYEES ACCORDING TO ACTIVITY,SEX,  
LENGTH OF SERVICE IN ENTERPRISE AND  
TYPE OF EMPLOYMENT**

(%)

ACTIVITY	NACE	SEX	TYPE OF EMPLOYMENT					REGIME DE TRAVAIL		TYPE OF EMPLOYMENT		
			FULL-TIME					TEMPS PLEIN		PART-TIME		
			LENGTH OF SERVICE IN ENTERPRISE (COMPLETED YEARS)									
< 2	2 - 4	5 - 8	10 - 19	>= 20	(*)	TOT. ENS.	< 2	2 - 4	5 - 8			
INSURANCE	82	M	19.1	20.4	20.5	21.6	18.5	-	100.0	56.1	18.4	11.3
		F	39.0	30.4	14.6	8.8	7.2	-	100.0	38.2	29.8	22.0
		T	24.3	23.0	18.8	18.2	15.6	-	100.0	40.7	28.4	20.6

**TAB.A5**

**EMPLOYEES ACCORDING TO ACTIVITY,SEX,  
SYSTEM OF PAYMENT AND TYPE OF EMPLOYMENT**

(%)

ACTIVITY	NACE	SEX	TYPE OF EMPLOYMENT				REGIME DE TRAVAIL		TYPE OF EMPLOYMENT			
			FULL-TIME				TEMPS PLEIN		PART-TIME			
			SYSTEM OF PAYMENT									
PAID ON COMM.	REM. A LA COM.	NOT PAID ON COMM.	NON REM A LA COM.	(*)	TOT. ENS.	PAID ON COMM.	REM. A LA COM.	NOT PAID ON COMM.	NON REM A LA COM.			
INSURANCE	82	M	-	-	100.0	-	-	100.0	-	-	100.0	
		F	-	-	100.0	-	-	100.0	-	-	100.0	
		T	-	-	100.0	-	-	100.0	-	-	100.0	

TAB. A4

SALARIES SELON L ACTIVITE, LE SEXE,  
L ANCIENNETE DANS L ENTREPRISE ET  
LE REGIME DE TRAVAIL

(%)

REGIME DE TRAVAIL		ALLTYPES		ENS. DES REGIMES							S E X E	NACE	ACTIVITE
TEMPS PARTIEL		OF EMPLOYMENT		DE TRAVAIL									
ANCIENNETE DANS L ENTREPRISE (ANNEES REVOLUES)													
10	>=	(*)	TOT.	<	2	5	10	>=	(*)	TOT.	M F T	82	ASSURANCES
19	20		ENS.	2	4	8	19	20	ENS.				
10.4	.	-	100.0	20.0	20.3	20.3	21.3	18.1	.	100.0			
7.5	2.3	-	100.0	38.7	30.2	16.9	8.5	5.7	-	100.0			
7.9	2.4	-	100.0	26.3	23.6	19.1	17.0	14.0	.	100.0			

TAB. A5

EMPLOYES SELON L ACTIVITE, LE SEXE,  
LE SYSTEME DE REMUNERATION ET LE  
REGIME DE TRAVAIL

(%)

REGIME DE TRAVAIL		ALLTYPES		ENS. DES REGIMES							S E X E	NACE	ACTIVITE
TEMPS PARTIEL		OF EMPLOYMENT		DE TRAVAIL									
SYSTEME DE REMUNERATION													
(*)	TOT.	PAID	REM.	NOT	NON	(*)	TOT.						
	ENS.	ON	A LA	PAID	REM		ENS.						
		COMM.	COM.	ON	A LA								
			COM.	COMM.	COM.								
-	100.0	-		100.0	-	100.0		M	82	ASSURANCES			
-	100.0	-		100.0	-	100.0		F					
-	100.0	-		100.0	-	100.0		T					

**TAB.A6**

AGE : MEAN (M) AND COEFFICIENT OF VARIATION (CV) ACCORDING TO ACTIVITY, SEX, QUALIFICATION AND TYPE OF EMPLOYMENT

**M** TYPE OF EMPLOYMENT: FULL-TIME

ACTIVITY	NACE	SEX	QUALIFICATION							TOG.	ENS.
			I	II	III	IV	V	VI	(*)		
INSURANCE	82	M	48.2	44.6	42.0	38.0	33.8	30.6	-	36.5	
		F	-	43.5	26.6	36.7	26.9	21.3	-	25.5	
		T	48.1	44.5	39.5	38.7	32.1	26.1	-	33.6	

**M** TYPE OF EMPLOYMENT: PART-TIME

ACTIVITY	NACE	SEX	QUALIFICATION							TOG.	ENS.
			I	II	III	IV	V	VI	(*)		
INSURANCE	82	M	-	-	42.7#	35.8	35.4#	32.9#	-	35.2	
		F	-	-	35.9#	38.2	36.2	30.5	-	33.5	
		T	-	42.4#	37.7#	37.8	36.1	30.8	-	33.7	

**M** TYPE OF EMPLOYMENT: ALL TYPES OF EMPLOYMENT

ACTIVITY	NACE	SEX	QUALIFICATION							TOG.	ENS.
			I	II	III	IV	V	VI	(*)		
INSURANCE	82	M	48.1	44.6	42.0	38.9	33.9	30.7	-	36.5	
		F	-	43.1	28.3	37.1	28.8	24.3	-	28.0	
		T	48.0	44.5	38.4	38.6	32.5	27.1	-	33.6	

TAB.A6

AGE : MOYENNE (M) ET COEFFICIENT  
DE VARIATION (CV) SELON L'ACTIVITE,  
LE SEXE, LA QUALIFICATION ET  
LE REGIME DE TRAVAIL

REGIME DE TRAVAIL: TEMPS PLEIN

CV

QUALIFICATION								S E X E	NACE	ACTIVITE
I	II	III	IV	V	VI	(*)	TOT. ENS.			
16.2	20.7	26.6	29.2	39.0	48.2	-	36.4	M F T	82	ASSURANCES
16.2	20.8	32.3	29.7	41.6	48.8	-	41.1			

REGIME DE TRAVAIL: TEMPS PARTIEL

CV

QUALIFICATION								S E X E	NACE	ACTIVITE
I	II	III	IV	V	VI	(*)	TOT. ENS.			
-	-	36.1#	31.9	43.1#	58.3#	-	47.2	M F T	82	ASSURANCES
-	27.9#	35.3#	27.3	33.1	41.7	-	37.8			
-	-	36.6#	28.3	34.3	44.4	-	39.3			

REGIME DE TRAVAIL: ENS. DES REGIMES DE TRAVAIL

CV

QUALIFICATION								S E X E	NACE	ACTIVITE
I	II	III	IV	V	VI	(*)	TOT. ENS.			
16.2	20.9	26.8	29.2	39.1	48.9	-	36.7	M F T	82	ASSURANCES
16.1	21.1	32.5	29.7	40.9	49.1	-	40.9			
-	23.5	46.3	31.5	43.5	45.3	-	45.2			

TAB.A7

LENGTH OF SERVICE IN ENTERPRISE :  
 MEAN (M) AND COEFFICIENT OF VARIATION  
 (CV) ACCORDING TO ACTIVITY, SEX,  
 QUALIFICATION AND TYPE OF EMPLOYMENT

M TYPE OF EMPLOYMENT: FULL-TIME

ACTIVITY	NACE	SEX	QUALIFICATION							TOG.
			I	II	III	IV	V	VI	(*)	
INSURANCE	82	M	16.7	15.9	16.0	12.7	8.8	4.3	-	10.4
		F	7.5#			11.3	5.9	2.6	-	5.2
		T	16.7	15.9	14.6	12.5	8.0	3.5	-	9.0

M TYPE OF EMPLOYMENT: PART-TIME

ACTIVITY	NACE	SEX	QUALIFICATION							TOG.
			I	II	III	IV	V	VI	(*)	
INSURANCE	82	M	.	.	.	5.2#	5.4#	3.2	-	4.2
		F	.	.	.	5.2#	5.2#	3.1	-	4.1
		T	.	.	.					

M TYPE OF EMPLOYMENT: ALL TYPES OF EMPLOYMENT

ACTIVITY	NACE	SEX	QUALIFICATION							TOG.
			I	II	III	IV	V	VI	(*)	
INSURANCE	82	M	16.5	15.7	15.9	12.6	8.7	4.2	-	10.2
		F			6.9#	9.6	5.8	2.8	-	4.9
		T	16.4	15.5	14.2	12.1	7.7	3.4	-	8.4

TAB.A7

ANCIENNETE DANS L'ENTREPRISE:  
MOYENNE (M) ET COEFFICIENT DE  
VARIATION (CV) SELON L'ACTIVITE, LE  
SEXE, LA QUALIFICATION ET LE REGIME DE TRAVAIL

QUALIFICATION								S E X E	NACE	ACTIVITE
I	II	III	IV	V	VI	(*)	TOT. ENS.			
60.4	73.9	72.9	83.9	105.6	137.1	-	98.9	M	82	ASSURANCES
-	-	126.8#	92.7	124.8	148.1	-	143.0	F		
60.1	74.2	80.5	85.1	110.8	146.2	-	110.3	T		

REGIME DE TRAVAIL: TEMPS PARTIEL CV

QUALIFICATION								S E X E	NACE	ACTIVITE
I	II	III	IV	V	VI	(*)	TOT. ENS.			
-	-	-	98.8#	118.4#	120.7	-	121.9	M	82	ASSURANCES
-	-	-	105.1#	121.9#	124.4	-	126.5	F		
-	-	-	-	-	-	-	-	T		

REGIME DE TRAVAIL: EMS. DES REGIMES DE TRAVAIL CV

QUALIFICATION								S E X E	NACE	ACTIVITE
I	II	III	IV	V	VI	(*)	TOT. ENS.			
62.3	75.3	73.3	84.6	106.4	139.0	-	101.1	M	82	ASSURANCES
-	-	129.5#	101.4	123.2	138.2	-	139.4	F		
61.9	76.2	82.7	87.4	112.7	142.9	-	114.3	T		

**TAB.A8**

**EMPLOYEES ACCORDING TO ACTIVITY, SEX,  
SCHEDULED WORKING WEEK AND TYPE OF  
EMPLOYMENT**

(%)

ACTIVITY	NACE	SEX	TYPE OF EMPLOYMENT FULL-TIME							REGIME DE TRAVAIL TEMPS PLEIN		
			SCHEDULED WORKING WEEK (HOURS)							(*)	TOG. ENS.	
			<=36	>36 <=38	>38 <=40	40 <=42	>42 <=44	>44 <=46	>46 <=48			>48
INSURANCE	82	M	0.5	10.3	87.9	1.3	-	-	-	-	-	100.0
		F	1.0	13.4	84.3	1.3	-	-	-	-	-	100.0
		T	0.6	11.1	86.9	1.3	-	-	-	-	-	100.0

**TAB.A9**

**SCHEDULED WORKING WEEK:  
MEAN (M) AND COEFFICIENT OF VARIATION (CV)  
ACCORDING TO ACTIVITY, SEX, QUALIFICATION  
AND TYPE OF EMPLOYMENT**

M

TYPE OF EMPLOYMENT: FULL-TIME

ACTIVITY	NACE	SEX	QUALIFICATION						(*)	TOG. ENS.	
			I	II	III	IV	V	VI			
			INSURANCE	82	M	39.6	39.8	39.9	39.7	39.7	39.7
		F	39.6	39.9	39.9	39.8	39.7	39.5	39.6	-	39.6
		T	39.6	39.8	39.9	39.7	39.7	39.6	39.6	-	39.7

M

TYPE OF EMPLOYMENT: PART-TIME

ACTIVITY	NACE	SEX	QUALIFICATION						(*)	TOG. ENS.	
			I	II	III	IV	V	VI			
			INSURANCE	82	M	.	.	28.6#	26.6	27.3	23.8
		F	.	.	24.4#	26.4	24.8	24.9	24.8	-	25.1
		T	.	28.3	25.5	26.4	25.1	24.8	24.8	-	25.1



TAB.A8

SALARIES SELON L ACTIVITE, LE SEXE,  
L HORAIRE HEBDOMADAIRE ET LE REGIME  
DE TRAVAIL

(%)

TYPE OF EMPLOYMENT										S E X E	NACE	ACTIVITE
PART-TIME												
REGIME DE TRAVAIL												
TEMPS PARTIEL												
HORAIRE HEBDOMADAIRE DU TRAVAIL (HEURES)												
<=24	>24	>26	>28	>30	>32	>34	>36	(*)	TOT.			
<=24	<=26	<=28	<=30	<=32	<=34	<=36			EMS.			
47.5	.	.	18.1	36.6	10.8	11.4	-	-	100.0			
52.7	3.6	3.8	11.0	27.7	15.3	8.9	-	-	100.0			
52.0	3.4	3.7	11.9	28.9	14.7	9.3	-	-	100.0			
										M	82	ASSURANCES
										F		
										T		

TAB.A9

HORAIRE HEBDOMADAIRE DE TRAVAIL :  
MOYENNE ET COEFFICIENT DE VARIATION (CV)  
SELON L ACTIVITE, LE SEXE, LA QUALIFICATION  
ET LE REGIME DE TRAVAIL

REGIME DE TRAVAIL: TEMPS PLEIN

CV

QUALIFICATION								S E X E	NACE	ACTIVITE
I	II	III	IV	V	VI	(*)	TOT.			
							EMS.			
3.7	1.6	1.1	1.5	1.7	1.5	-	1.6			
.	1.5	1.3	1.3	1.5	2.2	-	1.9			
3.7	1.6	1.2	1.4	1.7	1.8	-	1.7			
								M	82	ASSURANCES
								F		
								T		

REGIME DE TRAVAIL: TEMPS PARTIEL

CV

QUALIFICATION								S E X E	NACE	ACTIVITE
I	II	III	IV	V	VI	(*)	TOT.			
							EMS.			
.	.	25.8	27.6	23.8	25.3	-	25.8			
.	.	30.9	22.2	26.4	27.4	-	26.6			
.	17.7	30.3	23.4	26.2	27.2	-	26.5			
								M	82	ASSURANCES
								F		
								T		



Series **B**  
Série **B**

**TAB.B1**

**EMPLOYEES ACCORDING TO ACTIVITY, SEX, BONUSES (PERCENTAGE) AND TYPE OF EMPLOYMENT**

(%)

ACTIVITY	NACE	SEX	TYPE OF EMPLOYMENT FULL-TIME								REGIME DE TRAVAIL TEMPS PLEIN		TYPE OF EMPLOYMENT PART-TIME			
			% BONUSES													
			0	>0 - <5	>=5 - <10	>=10 - <15	>=15 - <20	>=20 - <30	>=30 - <50	>=50	TOT. (*) ENS	0	>0 - <5	>=5 - <10	>=10 - <15	>=15 - <20
INSURANCE	82	M	0.8	0.6	11.0	16.9	26.2	38.3	4.5	1.5	100.0			23.5	12.0	25.5
		F	1.4	1.3	15.5	22.6	24.9	29.6	4.1	0.5	100.0	1.8	1.7	13.6	16.7	24.5
		T	1.0	0.8	12.2	18.4	25.8	36.0	4.4	1.2	100.0	1.9	1.7	15.0	16.1	24.6

**TAB.B2**

**BONUSES PERCENTAGE: MEAN (M) AND COEFFICIENT OF VARIATION (CV) ACCORDING TO ACTIVITY, SEX AND SIZE OF ENTERPRISE**

M

ACTIVITY	NACE	SEX	SIZE OF ENTERPRISE (NUMBER OF EMPLOYEES)								
			10	50	100	200	500	>=1000	(*)	TOT. ENS.	
			49	99	199	499	999				
INSURANCE	82	M	16.7	15.8	13.8	17.5					20.3
		F	12.6	13.5	13.3	15.0					18.0
		T	15.3	14.8	13.7	16.6					19.5

**TAB.B1**

**SALARIES SELON L ACTIVITE, LE SEXE,  
LE POURCENTAGE DE PRIMES ET LE REGIME  
DE TRAVAIL**

(%)

REGIME DE TRAVAIL TEMPS PARTIEL		ALL TYPES OF EMPLOYMENT											S E X E	NACE	ACTIVITE
ENS. DES REGIMES DE TRAVAIL															
% PRIMES															
>=20 -  <30	>=30 -  <50	>=50	T06. (°) ENS	0	>0 -  <5	>=5 -  <10	>=10 -  <15	>=15 -  <20	>=20 -  <30	>=30 -  <50	>=50	T06. (°) ENS			
29.6	.	.	100.0	0.9	0.7	11.3	16.8	26.2	38.1	4.5	1.5	100.0	M	82	ASSURANCES
37.3	3.1	1.1	100.0	1.5	1.4	14.9	20.8	24.7	32.0	3.8	0.6	100.0	F		
36.3	3.2	1.1	100.0	1.1	0.8	12.6	18.1	25.7	36.0	4.3	1.2	100.0	T		

**TAB.B2**

**POURCENTAGE DE PRIMES:  
MOYENNE (M) ET COEFFICIENT DE  
VARIATION (CV) SELON L ACTIVITE,  
LE SEXE ET LA TAILLE DE L ENTREPRISE**

(CV)

TAILLE ENTREPRISE (NOMBRE DE SALARIES)							S E X E	NACE	ACTIVITE
10	50	100	200	500	>=	T06.			
49	99	199	499	999	1000	ENS.			
86.6	41.4	53.4	47.0		-	209.7	M	82	ASSURANCES
38.0	39.9	41.3	45.2		-	54.0	F		
79.6	41.7	49.6	47.2		-	180.3	T		

**TAB.B3**

**BONUSES PERCENTAGE:  
MEAN (M) AND COEFFICIENT OF VARIATION (CV)  
ACCORDING TO ACTIVITY, SEX,  
QUALIFICATION AND TYPE OF EMPLOYMENT**

**M** TYPE OF EMPLOYMENT: FULL-TIME

ACTIVITY	NACE	SEX	QUALIFICATION							TOG. ENS.
			I	II	III	IV	V	VI	(*)	
INSURANCE	82	M	23.3#	21.4	21.4	21.6	19.1	.	-	20.4
		F	.	20.7#	17.6	23.2	19.0	15.1	-	17.6
		T	22.9#	21.4	20.8	21.8	19.1	17.4#	-	19.6

**M** TYPE OF EMPLOYMENT: PART-TIME

ACTIVITY	NACE	SEX	QUALIFICATION							TOG. ENS.
			I	II	III	IV	V	VI	(*)	
INSURANCE	82	M	.	.	22.5#	22.7#	17.5#	15.4#	-	17.7
		F	.	.	12.7#	27.2#	19.5	16.8	-	18.8
		T	.	17.2#	15.3#	26.3	19.3	16.6	-	18.6

**M** ALL TYPES OF EMPLOYMENT

ACTIVITY	NACE	SEX	QUALIFICATION							TOG. ENS.
			I	II	III	IV	V	VI	(*)	
INSURANCE	82	M	23.1#	21.3	21.5	21.6	19.1	.	-	20.3
		F	.	20.2	16.7	24.3	19.2	15.6	-	18.0
		T	22.7#	21.2	20.6	22.1	19.1	17.2#	-	19.5

TAB.B3

POURCENTAGE DE PRIMES:  
MOYENNE (M) ET COEFFICIENT DE VARIATION (CV)  
SELON L'ACTIVITE, LE SEXE,  
LA QUALIFICATION ET LE REGIME DE TRAVAIL  
REGIME DE TRAVAIL: TEMPS PLEIN

CV

QUALIFICATION								SEXE	NACE	ACTIVITE
I	II	III	IV	V	VI	(°)	TOT. ENS.			
111.3#	54.5	43.4	60.2	52.6	.	-	211.5	M F T	82	ASSURANCES
.	29.6#	34.0	60.3	43.1	49.6	-	52.4			
112.2#	53.8	43.0	60.2	50.4	400.7#	-	190.0			

REGIME DE TRAVAIL: TEMPS PARTIEL

CV

QUALIFICATION								SEXE	NACE	ACTIVITE
I	II	III	IV	V	VI	(°)	TOT. ENS.			
.	.	21.8#	41.8#	56.2#	64.3#	-	55.4	M F T	82	ASSURANCES
.	.	35.4#	69.7#	51.2	42.5	-	56.6			
.	26.0#	41.3#	66.9	51.8	45.4	-	56.5			

ENS. DES REGIMES DE TRAVAIL

CV

QUALIFICATION								SEXE	NACE	ACTIVITE
I	II	III	IV	V	VI	(°)	TOT. ENS.			
111.1#	54.4	43.1	59.9	52.7	.	-	209.7	M F T	82	ASSURANCES
.	27.7	36.1	64.4	45.9	47.4	-	54.0			
112.0#	53.6	43.4	61.1	50.6	360.2#	-	180.3			

TAB B3  
TAB B3

RESEARCH AND ANALYSIS  
SECTION  
INVESTIGATION  
UNIT

ACTIVITY	PAGE	DATE	EMPLOYMENT							TOTAL
			01	02	03	04	05	06	07	
RESEARCH	10	10/15	100	100	100	100	100	100	100	700
ANALYSIS	10	10/15	100	100	100	100	100	100	100	700

TYPE OF EMPLOYMENT: PART-TIME

ACTIVITY	PAGE	DATE	EMPLOYMENT							TOTAL
			01	02	03	04	05	06	07	
RESEARCH	10	10/15	100	100	100	100	100	100	100	700
ANALYSIS	10	10/15	100	100	100	100	100	100	100	700

TYPE OF EMPLOYMENT: FULL-TIME

ACTIVITY	PAGE	DATE	EMPLOYMENT							TOTAL
			01	02	03	04	05	06	07	
RESEARCH	10	10/15	100	100	100	100	100	100	100	700
ANALYSIS	10	10/15	100	100	100	100	100	100	100	700

TAB B3



TAB. C. 1

PROG. 22000  
L'ÉVALUATION DES  
MÉTHODES DE TRAVAIL  
ET DES ÉQUIPEMENTS  
DE TRAVAIL (C.V.)

MONTAGES		MONTAGES		MONTAGES		MONTAGES		MONTAGES		MONTAGES	
1	2	3	4	5	6	7	8	9	10	11	12
1000	1000	1000	1000	1000	1000	1000	1000	1000	1000	1000	1000
1000	1000	1000	1000	1000	1000	1000	1000	1000	1000	1000	1000

TAB. C. 2

PROG. 22000  
L'ÉVALUATION DES  
MÉTHODES DE TRAVAIL  
ET DES ÉQUIPEMENTS  
DE TRAVAIL (C.V.)

PROG. 22000  
L'ÉVALUATION DES  
MÉTHODES DE TRAVAIL  
ET DES ÉQUIPEMENTS  
DE TRAVAIL (C.V.)

MONTAGES		MONTAGES		MONTAGES		MONTAGES		MONTAGES		MONTAGES	
1	2	3	4	5	6	7	8	9	10	11	12
1000	1000	1000	1000	1000	1000	1000	1000	1000	1000	1000	1000
1000	1000	1000	1000	1000	1000	1000	1000	1000	1000	1000	1000

Series C  
Série C

**TAB.C1**

GROSS MONTHLY PAY (CORRECTED) OF  
 FULL-TIME EMPLOYEES:  
 MEAN (M) AND COEFFICIENT OF VARIATION  
 (CV) ACCORDING TO ACTIVITY, SEX AND  
 QUALIFICATION

M

ACTIVITY	NACE	SEX	QUALIFICATION							TOG. ENS.
			I	II	III	IV	V	VI	(*)	
INSURANCE	82	M	5297	4445	3484	2642	1968	1562	-	2432
		F	-	-	1800	2204	1506	1176	-	1469
		T	5255	4422	3209	2584	1851	1378	-	2181

**TAB.C2**

INDEX OF MEAN GROSS  
 MONTHLY PAY (CORRECTED) OF  
 FULL-TIME EMPLOYEES  
 ACCORDING TO ACTIVITY, SEX  
 AND QUALIFICATION

( PAY OF ALL FULL-TIME EES. = 100 )

INDICE DE LA REMUNERATION  
 MENSUELLE BRUTE CORRIGEE MOYENNE  
 DES SALARIES A TEMPS PLEIN  
 SELON L'ACTIVITE, LE SEXE  
 ET LA QUALIFICATION

( REM. DE L'ENS. DES SAL. A TEMPS PLEIN = 100 )

ACTIVITY	NACE	SEX	QUALIFICATION							TOG. ENS.
			I	II	III	IV	V	VI	(*)	
INSURANCE	82	M	217.7	182.7	143.2	108.6	80.9	64.2	-	100.0
		F	-	-	122.5	150.0	102.5	80.0	-	100.0
		T	240.9	202.8	147.2	118.5	84.9	63.2	-	100.0

**TAB.C1**

REMUNERATION MENSUELLE BRUTE  
CORRIGEE DES SALAIRES A PLEIN TEMPS:  
MOYENNE(M) ET COEFFICIENT DE  
VARIATION(CV) SELON L ACTIVITE,  
LE SEXE ET LA QUALIFICATION

CV

QUALIFICATION								S E X E	NACE	ACTIVITE
I	II	III	IV	V	VI	(*)	TOT. ENS.			
39.6	33.0	33.4	27.8	27.8	54.0	-	48.4	M	82	ASSURANCES
39.7	33.8	41.1	28.6	30.4	50.5	-	52.7	F T		

**TAB.C2**

INDEX OF MEAN GROSS  
MONTHLY PAY (CORRECTED) OF  
FULL-TIME FEMALE EMPLOYEES  
ACCORDING TO ACTIVITY  
AND QUALIFICATION

( PAY OF FULL-TIME MALE = 100 )

INDICE DE LA REMUNERATION  
MENSUELLE BRUTE CORRIGEE MOYENNE  
DES SALAIRES FEMININS A TEMPS PLEIN  
SELON L ACTIVITE  
ET LA QUALIFICATION

( REM. DES SAL. MASC. A TEMPS PLEIN = 100 )

QUALIFICATION								S E X E	NACE	ACTIVITE
I	II	III	IV	V	VI	(*)	TOT. ENS.			
100.0	100.0	100.0	100.0	100.0	100.0	-	100.0	M	82	ASSURANCES
.	.	51.7	83.4	76.5	75.2	-	60.4	F		

**TAB.C3**

GROSS ANNUAL PAY OF FULL-TIME  
EMPLOYEES :  
MEAN(M) AND COEFFICIENT OF VARIATION  
(CV) ACCORDING TO ACTIVITY,SEX AND  
QUALIFICATION

M

ACTIVITY	NACE	S E X	QUALIFICATION							TOG. EMS.
			I	II	III	IV	V	VI	(*)	
INSURANCE	82	M	64917	52106	38787	30714	23362	18727	-	29115
		F	-	-	21802	25031	17988	13878	-	17767
		T	64324	52022	37085	30010	22078	16558	-	26458

**TAB.C4**

INDEX OF MEAN GROSS  
ANNUAL PAY OF FULL-TIME  
EMPLOYEES  
ACCORDING TO ACTIVITY,SEX  
AND QUALIFICATION

INDICE DE LA REMUNERATION  
ANNUELLE BRUTE MOYENNE DES  
SALARIES A TEMPS PLEIN  
SELON L'ACTIVITE, LE SEXE  
ET LA QUALIFICATION

( PAY OF ALL FULL-TIME EES. = 100 )

( REM. DE L'EMS. DES SAL. A TEMPS PLEIN = 100 )

ACTIVITY	NACE	S E X	QUALIFICATION							TOG. EMS.
			I	II	III	IV	V	VI	(*)	
INSURANCE	82	M	223.0	179.0	136.7	105.5	80.2	64.3	-	100.0
		F	-	-	122.7	140.9	101.2	78.7	-	100.0
		T	243.1	196.6	140.2	113.4	83.4	62.6	-	100.0

**TAB.C3**

REMUNERATION ANNUELLE BRUTE  
DES SALARIES A TEMPS PLEIN:  
MOYENNE(M) ET COEFFICIENT DE  
VARIATION(CV) SELON L ACTIVITE,  
LE SEXE ET LA QUALIFICATION

CV

QUALIFICATION								S E X E	NACE	ACTIVITE
I	II	III	IV	V	VI	(*)	TOG. ENS.			
38.9	34.4	31.9	27.5	25.8	30.6	-	45.9	M	82	ASSURANCES
39.1	34.6	38.7	28.3	28.7	34.1	-	49.9	F T		

**TAB.C4**

INDEX OF MEAN GROSS  
ANNUAL PAY OF FULL-TIME  
FEMALE EMPLOYEES  
ACCORDING TO ACTIVITY  
AND QUALIFICATION

( PAY OF FULL-TIME MALE = 100 )

INDICE DE LA REMUNERATION  
ANNUELLE BRUTE MOYENNE DES  
SALARIES FEMININS A TEMPS PLEIN  
SELON L ACTIVITE  
ET LA QUALIFICATION

( REM. DES SAL. MASC. A TEMPS PLEIN = 100 )

QUALIFICATION								S E X E	NACE	ACTIVITE
I	II	III	IV	V	VI	(*)	TOG. ENS.			
100.0	100.0	100.0	100.0	100.0	100.0	-	100.0	M	82	ASSURANCES
		54.8	81.5	77.0	74.6	-	61.0	F		

TAB.C5

FULL-TIME EMPLOYEES ACCORDING TO GROSS MONTHLY PAY (CORRECTED), BY ACTIVITY, SEX AND QUALIFICATION

( x )

ACTIVITY	NACE	Q U A L I F I C A T I O N	S E X	GROSS MONTHLY PAY (CORRECTED)																	
				(NAT. CURRENCY - UNITS)																	
				< 400	400 599	600 799	800 999	1000 1199	1200 1399	1400 1599	1600 1799	1800 1999	2000 2199	2200 2399	2400 2599	2600 2799	2800 2999				
INSURANCE	82	I	M	-	-	-	-	-	-	-	-	-	-	5.6	-	-	-	-	-		
			F	-	-	-	-	-	-	-	-	-	-	-	-	-	-	-	-	-	
			II	M	-	-	-	-	-	0.9	0.9	-	0.7	2.8	3.4	1.0	2.6	1.9	-	-	-
				F	-	-	-	-	-	-	-	-	14.9	-	-	-	-	-	-	-	-
			III	M	-	0.3	-	0.7	0.7	0.9	0.9	0.6	1.2	3.0	3.3	1.3	2.8	1.9	-	-	-
				F	-	-	8.5	18.3	17.8	5.0	9.7	8.9	3.5	3.1	2.5	0.8	0.6	3.3	-	-	-
			IV	M	-	0.3	1.5	3.5	3.4	2.7	2.4	2.3	3.0	3.0	2.4	3.9	4.7	6.8	-	-	-
				F	0.1	-	-	0.1	0.2	1.4	2.8	5.9	9.2	8.6	11.4	11.2	11.8	10.2	-	-	-
			V	M	-	-	-	-	1.6	4.7	11.9	13.5	9.8	10.2	11.5	10.3	11.2	7.7	-	-	-
				F	0.1	-	-	0.1	0.4	1.8	4.0	6.9	9.3	8.8	11.4	11.1	11.7	9.9	-	-	-
			VI	M	0.1	0.1	0.5	2.0	2.9	6.3	11.3	18.6	15.0	14.0	10.7	8.2	3.4	2.7	-	-	-
				F	-	0.5	3.7	10.2	14.0	15.8	15.3	16.0	10.3	6.7	3.4	2.8	1.0	-	-	-	-
			T	M	0.1	0.2	1.3	4.1	5.7	8.7	12.3	18.0	13.8	12.2	8.8	6.8	2.8	2.0	-	-	-
				F	-	0.5	4.1	11.1	10.5	14.3	18.9	16.1	9.5	5.8	3.2	1.9	1.2	0.6	-	-	-
			T	M	0.2	0.8	12.8	24.2	20.3	17.8	12.6	6.4	2.8	0.9	0.5	0.5	-	-	-	-	-
				F	0.1	0.7	8.2	17.3	15.2	16.0	15.9	11.5	6.3	3.4	1.9	1.2	0.7	0.3	-	-	-
			T	M	0.1	0.2	1.0	2.8	3.0	5.5	8.3	11.1	9.9	8.9	8.1	7.1	5.7	5.0	-	-	-
				F	0.1	0.5	7.9	16.1	15.5	14.6	13.1	10.5	6.2	4.2	3.0	2.6	1.9	1.2	-	-	-
			T	M	0.1	0.3	2.8	6.3	6.3	7.8	9.6	11.0	8.9	7.7	6.8	5.9	4.7	4.0	-	-	-
				F	-	-	-	-	-	-	-	-	-	-	-	-	-	-	-	-	-

TAB.C6

FULL-TIME EMPLOYEES ACCORDING TO GROSS ANNUAL PAY, BY ACTIVITY, SEX AND QUALIFICATION

( x )

ACTIVITY	NACE	Q U A L I F I C A T I O N	S E X	GROSS ANNUAL PAY																	
				(NAT. CURRENCY - THOUSANDS OF UNITS)																	
				< 4.8	>=4.8 <7.2	>=7.2 <9.6	>=9.6 <12.0	>=12.0 <14.4	>=14.4 <16.8	>=16.8 <19.2	>=19.2 <21.6	>=21.6 <24.0	>=24.0 <26.4	>=26.4 <28.8	>=28.8 <31.2	>=31.2 <33.6	>=33.6 <36.0				
INSURANCE	82	I	M	-	-	-	-	-	-	-	-	-	-	6.8	-	-	-	-	-		
			F	-	-	-	-	-	-	-	-	-	-	-	-	-	-	-	-	-	
			II	M	-	-	-	-	-	2.0	0.6	-	3.0	3.6	1.1	1.1	3.0	3.9	-	-	-
				F	-	-	-	-	-	-	-	-	-	-	-	-	-	-	-	-	-
			III	M	-	-	-	-	-	1.9	0.6	0.6	3.1	3.5	1.0	1.3	3.2	3.7	-	-	-
				F	-	-	0.5	0.3	0.3	3.2	0.7	1.7	3.3	3.0	3.8	3.4	8.4	11.9	-	-	-
			IV	M	-	-	8.9	16.1	17.5	5.8	7.9	9.2	3.3	2.7	3.8	-	2.5	6.7	-	-	-
				F	-	-	1.8	2.7	2.9	3.6	1.8	2.9	3.3	3.0	3.8	2.8	7.5	11.1	-	-	-
			V	M	-	-	-	0.3	0.6	1.2	4.1	7.4	9.8	9.9	10.2	11.5	11.6	8.7	-	-	-
				F	-	-	-	1.6	4.6	4.6	12.2	12.1	12.9	9.0	12.5	13.1	6.2	4.5	-	-	-
			VI	M	-	-	-	0.4	1.1	1.6	5.1	8.0	10.2	9.8	10.5	11.7	10.9	8.2	-	-	-
				F	-	0.2	0.3	1.8	3.3	5.3	13.6	16.4	17.5	13.4	10.1	8.4	4.6	1.9	-	-	-
			T	M	0.3	0.5	2.7	10.1	7.4	13.0	20.7	19.3	12.0	6.1	3.4	2.1	1.0	0.7	-	-	-
				F	0.3	1.5	11.8	22.9	20.4	19.6	11.8	6.8	2.5	1.3	0.8	0.3	-	-	-	-	-
			T	M	0.3	0.9	6.9	15.9	13.3	16.0	16.7	13.6	7.6	3.9	2.2	1.3	0.5	0.4	-	-	-
				F	0.1	0.1	0.6	2.3	2.5	4.7	9.2	11.1	11.6	9.2	7.7	7.3	6.5	5.1	-	-	-
			T	M	0.2	1.0	7.0	14.9	15.2	14.2	13.6	10.7	7.3	3.9	3.7	3.3	1.5	1.2	-	-	-
				F	0.1	0.3	2.1	5.2	5.4	6.9	10.2	11.0	10.6	7.9	6.8	6.3	5.3	4.2	-	-	-

TAB.C5

SALARIES A TEMPS PLEIN SELON LA  
REMUNERATION MENSUELLE BRUTE (CORRIGEE)  
PAR ACTIVITE, SEXE ET QUALIFICATION

( % )

REMUNERATION MENSUELLE BRUTE CORRIGEE (UNITES MONETAIRES NAT.)														SEXE	QUALIFICATION	NACE	ACTIVITE
3000	3200	3400	3600	3800	4000	4200	4400	4600	4800	5000	5200	>=	ENS.				
3199	3399	3599	3799	3999	4199	4399	4599	4799	4999	5199	5399	5400	TOT.				
-	-	4.2	4.3	1.2	-	2.1	1.2	1.8	-	2.7	5.1	62.9	100.0	M	I	82	ASSURANCES
-	-	-	-	-	-	-	-	-	-	-	-	-	100.0	F	I		
5.1	3.1	5.0	5.3	1.2	-	2.1	1.2	1.7	-	2.7	5.0	61.7	100.0	M	II		
-	-	6.1	3.8	4.7	6.9	6.6	5.2	5.5	4.4	5.3	3.7	25.0	100.0	F	II		
4.9	3.0	-	-	-	-	-	10.8	-	-	-	-	23.8	100.0	M	III		
10.3	9.5	5.9	3.9	4.6	6.8	6.6	5.4	5.3	4.2	5.1	3.6	24.9	100.0	F	III		
4.8	2.2	0.6	2.2	1.7	3.7	-	-	1.7	-	-	-	-	100.0	M	IV		
9.4	8.3	5.0	6.4	5.4	5.7	3.8	2.9	3.7	2.9	1.7	1.0	3.8	100.0	F	IV		
7.6	5.8	3.8	3.6	2.4	1.4	0.8	0.3	0.2	0.5	0.2	0.1	0.3	100.0	M	V		
2.9	1.2	0.8	1.1	0.7	-	-	-	-	-	-	-	-	100.0	F	V		
7.0	5.2	3.4	3.3	2.2	1.2	0.7	0.2	0.2	0.4	0.2	0.1	0.3	100.0	M	VI		
1.6	0.8	0.7	0.4	0.3	0.1	0.3	0.1	-	-	-	-	-	100.0	F	VI		
1.2	0.6	0.5	0.3	0.2	0.1	0.2	0.1	-	-	-	-	-	100.0	M	T		
0.4	0.6	0.4	-	-	-	-	-	-	-	-	-	0.2	100.0	F	T		
-	-	-	-	-	-	-	-	-	-	-	-	-	100.0	M			
0.2	0.3	0.2	-	-	-	0.1	-	-	-	-	-	-	100.0	F			
4.3	3.3	2.5	2.3	1.7	1.5	1.2	0.8	0.8	0.7	0.6	0.4	3.1	100.0	M			
0.7	0.3	0.2	0.4	0.2	0.2	0.1	0.1	0.1	-	-	-	0.3	100.0	F			
3.4	2.6	1.9	1.8	1.3	1.2	0.9	0.6	0.6	0.6	0.5	0.3	2.3	100.0	M			

TAB.C6

SALARIES A TEMPS PLEIN SELON LA  
REMUNERATION ANNUELLE BRUTE  
PAR ACTIVITE, SEXE ET QUALIFICATION

( % )

REMUNERATION ANNUELLE BRUTE (MILLIERS D UNITES MONETAIRES NAT.)														SEXE	QUALIFICATION	NACE	ACTIVITE
>=36,0	>=38,4	>=40,8	>=43,2	>=45,6	>=48,0	>=50,4	>=52,8	>=55,2	>=57,6	>=60,0	>=62,4	>=64,8	ENS.				
<38,4	<40,8	<43,2	<45,6	<48,0	<50,4	<52,8	<55,2	<57,6	<60,0	<62,4	<64,8	64,8	TOT.				
-	6.3	4.9	5.1	-	-	1.6	-	2.8	2.8	1.3	2.2	63.9	100.0	M	I	82	ASSURANCES
-	-	-	-	-	-	-	-	-	-	-	-	-	100.0	F	I		
1.3	7.1	4.8	6.1	-	-	1.5	-	2.8	2.8	1.3	2.2	62.6	100.0	M	II		
-	4.5	6.1	3.0	4.3	6.3	7.3	4.7	6.2	2.8	7.7	4.1	22.5	100.0	F	II		
-	-	-	-	-	-	-	12.9	-	-	-	-	28.4	100.0	M	III		
1.3	4.4	5.9	3.2	4.2	6.4	7.1	5.0	6.0	2.7	7.5	4.0	22.7	100.0	F	III		
9.3	6.4	7.5	5.3	6.2	5.8	5.4	3.9	2.3	2.5	1.0	0.5	3.2	100.0	M	IV		
3.4	-	3.2	3.8	-	2.4	1.3	-	-	-	-	-	-	100.0	F	IV		
8.4	5.4	6.9	5.1	5.3	5.3	4.7	3.3	2.0	2.1	0.9	0.4	2.9	100.0	M	V		
7.5	5.4	3.9	3.2	1.8	1.4	0.5	0.1	0.4	0.0	-	0.1	0.2	100.0	F	V		
3.0	1.4	1.0	-	-	-	-	-	-	-	-	-	-	100.0	M	VI		
6.9	4.9	3.5	2.8	1.7	1.3	0.5	0.1	0.3	0.0	-	0.1	0.2	100.0	F	VI		
1.5	1.0	0.5	-	0.1	-	-	-	-	-	-	-	-	100.0	M	T		
-	-	-	-	-	-	-	-	-	-	-	-	-	100.0	F	T		
1.2	0.8	0.4	-	0.1	-	-	-	-	-	-	-	-	100.0	M			
0.2	0.2	-	-	-	-	-	-	-	-	-	-	-	100.0	F			
-	-	-	-	-	-	-	-	-	-	-	-	-	100.0	M			
0.1	0.1	-	-	-	-	-	-	-	-	-	-	-	100.0	F			
4.1	3.2	2.7	1.9	1.6	1.5	1.2	0.8	0.8	0.5	0.6	0.4	3.0	100.0	M			
0.7	0.3	0.3	0.4	-	0.3	0.1	0.1	-	-	-	-	0.2	100.0	F			
3.3	2.5	2.2	1.6	1.2	1.2	1.0	0.6	0.6	0.4	0.5	0.3	2.4	100.0	M			

TAB.C7

QUANTILES OF DISTRIBUTION  
OF FULL-TIME EMPLOYEES ACCORDING TO  
GROSS MONTHLY PAY CORRECTED  
BY ACTIVITY, SEX AND QUALIFICATION

QUANTILES DE LA DISTRIBUTION  
DES SALAIRES A TEMPS PLEIN SELON LA  
REMUNERATION MENSUELLE BRUTE CORRIGEE  
PAR ACTIVITE, SEXE ET QUALIFICATION

ACTIVITY	NACE	Q U A L I F I C A T I O N	S E X	QUANTILES				
				Q(0,10)	Q(0,25)	Q(0,50)	Q(0,75)	Q(0,90)
INSURANCE	82	I	M	2147	3889	5503	6487	8030
			F	2154	3656	5444	6460	8003
		II	M	2538	3455	4340	5310	6471
			F	1830	2048	3646	4541	7079
		III	M	2397	3427	4324	5304	6476
			F	2071	2821	3368	4138	4852
		IV	M	816	980	1408	2213	3636
			F	1290	2422	3217	4018	4761
		V	M	1781	2122	2583	3054	3593
			F	1457	1686	2161	2622	2933
		VI	M	1703	2054	2529	2990	3536
			F	1341	1620	1910	2279	2619
		T	M	914	1152	1476	1794	2124
			F	1152	1480	1766	2179	2542
			M	895	1175	1500	1793	2172
			F	742	893	1119	1388	1642
			M	811	984	1306	1528	1863
			F	1303	1671	2175	2816	3848
			M	819	1006	1336	1736	2284
			F	1017	1428	1928	2657	3572



TAB.C7

QUANTILES OF DISTRIBUTION  
OF FULL-TIME EMPLOYEES ACCORDING TO  
GROSS ANNUAL PAY  
BY ACTIVITY, SEX AND QUALIFICATION

QUANTILES DE LA DISTRIBUTION  
DES SALAIRES A TEMPS PLEIN SELON LA  
REMUNERATION ANNUELLE BRUTE  
PAR ACTIVITE, SEXE ET QUALIFICATION

QUANTILES					SEXE	QUALIFICATION	MACE	ACTIVITE
Q(0.10)	Q(0.25)	Q(0.50)	Q(0.75)	Q(0.90)				
39203	51262	73628			M	I	82	ASSURANCES
39168	45343	73307			F			
26460	40859	52176	63359	78771	M	II		
21909	30755	48982	69658	96707	F			
26267	40680	52092	63423	78988	M	III		
23885	32506	38390	47841	54836	F			
9763	12004	17324	28693	42539	M	IV		
16127	28336	36770	46499	54000	F			
20456	24403	30162	35915	41922	M	V		
16335	19581	24517	29796	34191	F			
19732	23671	29473	35254	41231	M	VI		
16441	19293	22867	27178	31121	F			
10750	13744	17863	21566	25473	M	T		
13974	17906	21751	26074	30432	F			
11136	15135	18652	21787	25566	M			
8850	10789	13583	16613	19791	F			
9877	12162	16287	20070	23597	M			
16691	20405	26071	34677	46174	F			
9894	12310	16390	21215	27812	M			
13006	17959	23583	32155	42860	F			



Series **D**  
Série **D**

TAB.D1

EMPLOYEES ACCORDING TO ACTIVITY, SEX, QUALIFICATION, SIZE OF ENTERPRISE AND TYPE OF EMPLOYMENT

( % )

ACTIVITY	NACE	Q U A L I F I C A T I O N	S E X	TYPE OF EMPLOYMENT							REGIME DE TRAVAIL		TYPE OF EMPLOYMENT				
				FULL-TIME							TEMPS-PLEIN		PART-TIME				
				SIZE OF ENTERPRISE (NUMBER OF EMPLOYEES)													
				10	50	100	200	500	>=	(*)	TOT.	10	50	100	200		
				49	99	199	499	999	1000		ENS.	49	99	199	499		
INSURANCE	82	I	M	31.3	11.9	10.6	13.7	-	30.5	-	100.0	-	-	-	-		
			F	-	-	-	-	-	-	-	-	-	-	-	-		
			T	31.6	11.7	11.4	13.4	-	29.9	-	100.0	-	-	-	-	-	
			II	M	12.1	10.3	11.5	24.9	7.9	33.4	-	100.0	-	-	-	-	-
				F	-	-	-	-	-	-	-	-	-	-	-	-	-
			III	M	12.2	10.3	11.4	25.1	7.9	33.1	-	100.0	-	-	-	-	-
				F	2.2	4.9	4.9	25.2	3.9	58.9	-	100.0	-	-	-	-	-
			IV	M	3.1	4.4	4.2	32.4	3.3	52.7	-	100.0	-	-	-	-	65.7
				F	3.3	5.3	9.2	10.8	6.4	64.9	-	100.0	-	-	-	-	61.0
			V	M	3.2	5.5	8.7	10.1	5.7	66.8	-	100.0	-	-	-	-	-
				F	5.7	5.2	13.3	22.3	9.6	43.8	-	100.0	37.9	-	-	-	-
			VI	M	6.0	5.2	10.3	18.6	4.5	55.5	-	100.0	3.4	4.2	6.2	13.7	-
				F	5.8	5.2	12.5	21.4	8.3	46.8	-	100.0	7.1	3.8	6.8	13.1	-
			T	M	4.6	5.0	17.6	20.5	12.3	39.9	-	100.0	-	-	18.8	15.2	-
				F	7.5	7.7	20.5	18.8	15.1	30.4	-	100.0	7.2	7.7	20.0	18.5	-
				M	6.0	6.3	19.0	19.7	13.7	35.3	-	100.0	8.0	7.1	19.9	18.1	-
				F	5.2	5.6	11.9	18.7	8.3	50.3	-	100.0	23.2	-	11.6	13.5	-
				M	6.5	6.4	14.1	19.8	9.0	44.3	-	100.0	5.7	5.9	12.7	16.4	-
				F	5.6	5.8	12.4	19.0	8.5	48.7	-	100.0	8.1	5.3	12.6	16.0	-

TAB.D2

EMPLOYEES ACCORDING TO ACTIVITY, SEX, QUALIFICATION, AGE AND TYPE OF EMPLOYMENT

( % )

ACTIVITY	NACE	Q U A L I F I C A T I O N	S E X	TYPE OF EMPLOYMENT							REGIME DE TRAVAIL		TYPE OF EMPLOYMENT			
				FULL-TIME							TEMPS-PLEIN		PART-TIME			
				AGE (COMPLETED YEARS)												
				<	21	30	45	>=	(*)	TOT.	<	21	30	45		
				21	29	44	54	55		ENS.	21	29	44	54		
INSURANCE	82	I	M	-	-	21.3	47.8	27.4	-	100.0	-	-	-	-		
			F	-	-	-	-	-	-	-	-	-	-	-	-	
			T	-	-	20.9	48.8	26.9	-	100.0	-	-	-	-	-	
			II	M	-	6.1	32.7	41.7	19.5	-	100.0	-	-	-	-	-
				F	-	-	-	64.2	-	-	100.0	-	-	-	-	-
			III	M	-	6.4	31.8	42.5	18.2	-	100.0	-	-	-	-	-
				F	1.7	11.2	33.7	35.9	17.5	-	100.0	-	-	-	-	-
			IV	M	41.7	26.7	13.7	11.6	-	-	100.0	-	-	-	-	-
				F	8.2	13.7	30.5	31.9	15.7	-	100.0	-	26.4	26.4	-	-
			V	M	-	19.9	39.3	26.4	14.0	-	100.0	-	-	-	57.1	-
				F	-	28.4	34.7	21.3	13.5	-	100.0	-	17.7	41.5	34.6	-
			VI	M	0.7	21.0	38.6	25.7	13.9	-	100.0	-	19.1	44.6	28.4	-
				F	6.4	38.8	25.2	16.7	12.8	-	100.0	-	-	-	-	-
			T	M	30.9	37.9	14.4	10.9	5.9	-	100.0	4.4	27.5	34.1	25.1	-
				F	12.7	38.5	22.4	15.2	11.1	-	100.0	5.4	27.9	31.9	24.7	-
				M	23.4	36.5	14.8	11.3	14.0	-	100.0	37.9	19.8	-	-	-
				F	51.1	36.9	6.1	4.7	1.2	-	100.0	17.4	32.4	27.2	17.9	-
				M	36.7	36.7	10.6	8.1	7.8	-	100.0	19.9	30.9	24.4	16.7	-
				F	6.8	27.3	28.8	22.5	14.5	-	100.0	20.4	23.6	19.1	10.8	-
				M	37.3	35.4	12.9	9.7	4.7	-	100.0	10.8	29.0	30.9	22.9	-
				F	14.8	29.4	24.6	19.2	11.9	-	100.0	12.1	28.2	29.3	21.2	-

TAB.D1

SALARIES SELON L ACTIVITE, LE SEXE,  
LA QUALIFICATION, LA TAILLE DE L ENTREPRISE  
ET LE REGIME DE TRAVAIL

( % )

REGIME DE TRAVAIL TEMPS-PARTIEL		ALL TYPES OF EMPLOYMENT		ENS. DES REGIMES DE TRAVAIL		SEX E	QUALI FICATI ON	NACE	ACTIVITE	
TAILLE DE L ENTREPRISE (NOMBRE DE SALARIES)										
500 - 999	>= 1000	(*) TOG. EMS.	10 - 49	50 - 99	100 - 199					200 - 499
-	-	-	32.6	11.7	10.4	13.4	-	29.9	-	100.0
-	-	-	32.8	11.5	11.2	13.2	-	29.4	-	100.0
-	-	-	13.1	10.1	11.2	24.7	7.7	33.1	-	100.0
-	-	-	-	-	-	-	-	-	-	100.0
-	-	100.0	13.0	10.0	11.1	25.8	7.6	32.5	-	100.0
-	-	100.0	2.1	4.8	4.9	25.6	3.8	58.8	-	100.0
-	-	100.0	-	-	-	68.4	-	17.9	-	100.0
-	-	100.0	3.9	4.3	4.0	33.7	3.1	51.0	-	100.0
-	73.9	100.0	3.5	5.3	9.1	10.8	6.4	65.0	-	100.0
-	93.9	100.0	-	5.2	4.2	4.3	-	83.2	-	100.0
-	89.9	100.0	3.3	5.3	8.3	9.6	5.4	68.2	-	100.0
-	42.0	100.0	6.3	5.1	13.3	22.1	9.5	43.7	-	100.0
-	70.9	100.0	5.2	4.9	8.0	17.1	3.6	60.3	-	100.0
-	67.8	100.0	5.9	5.0	11.9	20.4	7.5	49.2	-	100.0
-	44.9	100.0	5.2	4.9	17.9	20.2	11.9	40.2	-	100.0
10.0	36.6	100.0	7.4	7.7	20.3	18.7	13.5	32.4	-	100.0
9.3	37.6	100.0	6.4	6.5	19.2	19.4	12.8	35.8	-	100.0
-	48.4	100.0	5.7	5.5	11.9	18.6	8.2	50.2	-	100.0
5.8	53.5	100.0	6.3	6.2	13.7	18.8	8.0	47.1	-	100.0
5.3	52.8	100.0	5.9	5.7	12.5	18.6	8.1	49.2	-	100.0

TAB.D2

SALARIES SELON L ACTIVITE, LE SEXE,  
LA QUALIFICATION, L AGE ET LE REGIME  
DE TRAVAIL

( % )

REGIME DE TRAVAIL TEMPS-PARTIEL		ALL TYPES OF EMPLOYMENT		ENS. DES REGIMES DE TRAVAIL		SEX E	QUALI FICATI ON	NACE	ACTIVITE
AGE (ANNEES REVOLUES)									
>= 55	(*) TOG. EMS.	< 21	21 - 29	30 - 44	45 - 54				
-	-	-	-	-	21.8	47.8	26.9	-	100.0
-	-	-	-	-	21.4	48.8	26.4	-	100.0
-	-	-	-	6.6	32.4	41.0	20.0	-	100.0
-	-	100.0	-	7.1	31.1	42.2	19.6	-	100.0
-	-	100.0	1.6	11.3	33.7	35.5	17.8	-	100.0
-	-	100.0	35.5	27.0	15.7	15.8	6.1	-	100.0
-	-	100.0	8.1	14.3	30.3	31.8	15.6	-	100.0
-	-	100.0	-	19.9	39.5	26.1	14.0	-	100.0
-	-	100.0	-	25.4	36.6	25.1	11.4	-	100.0
7.9	-	100.0	0.7	20.9	39.0	25.9	13.5	-	100.0
8.9	-	100.0	6.6	38.6	25.0	16.6	13.0	-	100.0
10.2	-	100.0	22.6	34.7	20.6	15.3	6.8	-	100.0
27.4	-	100.0	11.9	37.3	23.5	16.3	11.0	-	100.0
5.0	-	100.0	24.2	35.5	14.2	11.1	14.8	-	100.0
7.7	-	100.0	40.1	35.5	13.0	9.0	2.5	-	100.0
24.6	-	100.0	33.2	35.5	13.5	9.9	7.8	-	100.0
8.4	-	100.0	7.2	27.2	28.6	22.2	14.7	-	100.0
8.9	-	100.0	29.1	33.4	18.5	13.8	5.2	-	100.0
-	-	100.0	14.5	29.3	25.2	19.4	11.6	-	100.0

TAB.D3

EMPLOYEES ACCORDING TO ACTIVITY, SEX, QUALIFICATION, LENGTH OF SERVICE IN ENTERPRISE AND TYPE OF EMPLOYMENT

(%)

ACTIVITY	NACE	Q U A L I F I C A T I O N	S E X	TYPE OF EMPLOYMENT		REGIME DE TRAVAIL		TYPE OF EMPLOYMENT							
				FULL-TIME		TEMPS-PLEIN		PART-TIME							
				LENGTH OF SERVICE IN ENTERPRISE (COMPLETED YEARS)											
		< 2	2-4	5-9	10-19	>= 20	(*)	TOT. ENS.	< 2	2-4	5-9	10-19			
INSURANCE	82	I	M	-	12.9	12.6	31.9	39.7	-	100.0	-	-	-	-	
			F	-	-	-	-	-	-	100.0	-	-	-	-	
			T	-	12.6	13.2	31.3	39.9	-	100.0	-	-	-	-	
			II	M	7.3	12.6	16.4	28.9	34.8	-	100.0	-	-	-	-
				F	-	-	-	-	-	-	100.0	-	-	-	-
			T	8.2	12.4	15.8	28.2	35.4	-	100.0	-	-	-	-	
			III	M	8.3	11.2	17.6	27.1	35.7	-	100.0	-	-	-	-
				F	31.6	29.6	10.4	14.3	14.2	-	100.0	47.6	-	-	-
			T	12.1	14.2	16.4	25.1	32.2	-	100.0	40.8	-	-	-	
			IV	M	10.2	17.5	20.8	28.7	22.8	-	100.0	-	38.2	-	-
				F	16.5	21.6	18.8	19.8	23.4	-	100.0	24.9	38.3	22.0	13.1
			T	11.0	18.0	20.6	27.6	22.8	-	100.0	26.4	38.3	18.5	14.0	
			V	M	19.9	23.8	24.4	17.7	14.1	-	100.0	65.6	-	-	-
				F	31.1	31.0	18.4	11.9	7.7	-	100.0	28.7	31.5	26.1	8.3
			T	22.8	25.7	22.9	16.2	12.4	-	100.0	32.6	28.8	24.8	8.8	
			VI	M	43.0	26.8	16.4	10.3	3.5	-	100.0	61.2	22.7	-	-
				F	51.3	32.8	11.4	3.4	1.1	-	100.0	46.6	27.8	19.3	5.6
			T	47.0	29.7	14.0	7.0	2.4	-	100.0	48.3	27.2	18.3	5.5	
			T	M	19.1	20.4	20.5	21.6	18.5	-	100.0	56.1	19.4	11.3	10.4
				F	39.0	30.4	14.6	8.9	7.2	-	100.0	38.2	29.9	22.0	7.5
			T	24.3	23.0	18.9	18.2	15.6	-	100.0	40.7	28.4	20.6	7.9	

TAB.D3

SALARIES SELON L ACTIVITE, LE SEXE,  
LA QUALIFICATION, L ANCIENNETE DANS  
L ENTREPRISE ET LE REGIME DE TRAVAIL

(2)

REGIME DE TRAVAIL TEMPS-PARTIEL		ALL TYPES OF EMPLOYMENT		ENS. DES REGIMES DE TRAVAIL		SEX E	Q U A L I F I C A T I O N	MACE	ACTIVITE
ANCIENNETE DANS L ENTREPRISE (ANNEES REVOLUES)									
>=	(*)	T06.	<	2	5	10	>=	(*)	T06.
20		ENS.	2	4	9	19	20		ENS.
-	-	-	-	12.6	12.4	31.3	38.9	-	100.0
-	-	-	-	12.4	13.0	30.8	38.2	-	100.0
-	-	-	8.8	12.3	16.1	28.6	34.1	-	100.0
-	-	-	-	-	-	-	-	-	100.0
-	-	100.0	10.1	12.3	15.5	27.9	34.3	-	100.0
-	-	100.0	8.5	11.2	17.8	27.1	35.4	-	100.0
-	-	100.0	34.5	26.8	13.8	13.3	11.6	-	100.0
-	-	100.0	13.4	14.2	17.1	24.5	30.9	-	100.0
-	-	100.0	10.5	17.8	20.6	28.6	22.5	-	100.0
-	-	100.0	18.9	26.4	19.7	17.9	17.2	-	100.0
-	-	100.0	12.0	19.3	20.4	26.7	21.6	-	100.0
-	-	100.0	20.7	23.5	24.2	17.6	13.9	-	100.0
5.4	-	100.0	30.3	31.1	20.8	10.7	7.0	-	100.0
5.1	-	100.0	23.9	26.0	23.1	15.4	11.6	-	100.0
-	-	100.0	44.1	26.6	16.1	10.0	3.3	-	100.0
-	-	100.0	49.7	31.2	14.0	4.1	1.0	-	100.0
-	-	100.0	47.3	29.2	14.8	6.7	2.0	-	100.0
-	-	100.0	20.0	20.3	20.3	21.3	18.1	-	100.0
2.3	-	180.0	38.7	30.2	16.9	8.5	5.7	-	100.0
2.4	-	180.0	26.3	23.6	19.1	17.0	14.0	-	100.0

TAB.D5

GROSS MONTHLY PAY(CORRECTED)  
OF FULL-TIME EMPLOYEES:  
MEAN(M) AND COEFFICIENT OF  
VARIATION(CV) ACCORDING TO  
ACTIVITY, SEX, QUALIFICATION  
AND SIZE OF ENTERPRISE

ACTIVITY	NACE	Q U A L I F I C A T I O N	S E X	SIZE OF ENTERPRISE (NUMBER OF EMPLOYEES)										
				10	50	100	200	500	>=	T06.				
				49	99	199	499	999	1000	(*)	ENS.			
INSURANCE	82	I	M	4424#	5584#	5604	5929					5297		
			F											
			T	4398#	5594#	5389	5929						5255	
			II	M	3160#	3761	4256	3914						4445
				F										
			T	3101#	3724	4255	3862							4422
			III	M		3429	3259	2842						3484
				F				1289						1800
			T		3402	3255	2302							3209
			IV	M	2589	2414	2562	2707						2642
				F		2150	2488	2692						2204
			T	2518	2374	2556	2706							2584
			V	M	1984	1993	1940	2088						1968
				F	1640	1598	1519	1536						1506
			T	1991	1895	1854	1965							1851
			VI	M	1402	1424	1408	1640						1562
				F	1146	1094	1210	1201						1176
			T	1249	1229	1306	1441							1378
			T	M	2446	2472	2162	2379						2432
				F	1402	1395	1365	1392						1469
			T	2131	2162	1827	2110							2181

TAB.D6

INDEX OF MEAN GROSS  
MONTHLY PAY (CORRECTED)  
OF FULL-TIME EMPLOYEES  
ACCORDING TO ACTIVITY, SEX,  
QUALIFICATION AND SIZE OF ENTERPRISE

INDICE DE LA REMUNERATION  
MENSUELLE BRUTE CORRIGEE  
MOYENNE DES SALAIRES  
A TEMPS PLEIN SELON L ACTIVITE, LE SEXE,  
LA QUALIF. ET LA TAILLE DE L ENTREP.

(PAY OF ALL FULL-TIME EES.=100)

(REM. DE L ENS. DES SAL. A TEMPS PLEIN = 100)

ACTIVITY	NACE	Q U A L I F I C A T I O N	S E X	SIZE OF ENTERPRISE (NUMBER OF EMPLOYEES)										
				10	50	100	200	500	>=	T06.				
				49	99	199	499	999	1000	(*)	ENS.			
INSURANCE	82	I	M	83.5#	105.6#	105.8	111.8					100.0		
			F											
			T	83.7#	106.5#	102.6	112.8						100.0	
			II	M	71.1#	84.6	95.7	88.1						100.0
				F										
			T	70.1#	84.2	96.2	87.3							100.0
			III	M		98.4	93.6	81.6						100.0
				F				71.6						100.0
			T		106.0	101.4	71.7							100.0
			IV	M	98.0	91.4	97.0	102.5						100.0
				F		97.6	112.9	122.2						100.0
			T	97.4	91.9	98.9	104.7							100.0
			V	M	100.8	101.3	98.6	106.1						100.0
				F	108.5	106.1	100.9	102.0						100.0
			T	102.8	102.4	100.2	106.2							100.0
			VI	M	89.7	91.1	90.1	105.0						100.0
				F	97.5	93.1	102.9	102.2						100.0
			T	90.6	89.2	94.8	104.6							100.0
			T	M	100.6	101.6	88.9	97.8						100.0
				F	95.4	95.0	92.9	94.7						100.0
			T	97.7	98.1	88.4	96.8							100.0



TAB.D5

REMUNERATION MENSUELLE BRUTE  
CORRIGEE DES SALAIRES A TEMPS PLEIN:  
MOYENNE(M) ET COEFFICIENT DE VARIATION  
(CV) SELON L ACTIVITE , LE SEXE,  
LA QUALIFICATION ET LA TAILLE  
DE L ENTREPRISE

CV

TAILLE ENTREPRISE (NOMBRE DE SALARIES)							SEX E	Q U A L I F I C A T I O N	NACE	ACTIVITE	
10	50	100	200	500	>=	T06.					
49	99	199	499	999	1000	(*)	ENS.				
53.6#	29.0#	24.8	32.0		25.2	-	39.6	M	I	82	ASSURANCES
53.3#	29.0#	26.8	32.0		25.2	-	39.7	F	II		
30.1#	25.4	20.5	37.2		21.3	-	33.0	M	III		
31.3#	25.9	20.2	37.8		21.5	-	33.8	F	IV		
	30.2	17.0	43.1		27.3	-	33.4	M	V		
	29.8	16.9	47.3		32.7	-	64.8	F	VI		
20.4	22.9	24.3	28.9		29.0	-	27.8	M	T		
22.0	25.8	11.9	17.5		31.1	-	29.4	F			
22.3	23.6	23.6	28.2		30.1	-	28.6	M			
25.0	24.2	23.4	26.8		28.8	-	27.8	F			
24.1	25.4	29.3	35.7		30.0	-	30.5	M			
25.5	26.1	26.0	30.6		30.8	-	30.4	F			
25.7	26.3	31.4	32.8		40.5	-	54.0	M			
27.6	26.9	31.5	30.3		40.9	-	33.5	F			
53.1	29.8	32.4	35.8		43.6	-	50.5	M			
38.4	46.9	45.2	45.6		47.3	-	48.4	F			
57.4	40.5	39.4	42.6		48.6	-	45.7	M			
	52.4	49.0	50.7		51.0	-	52.7	F			

TAB.D6

INDEX OF MEAN GROSS  
MONTHLY PAY (CORRECTED)  
OF FULL-TIME FEMALE EMPLOYEES  
ACCORDING TO ACTIVITY,  
QUALIFICATION AND SIZE OF ENTERPRISE  
(PAY OF FULL-TIME MALE EES.=100)

INDICE DE LA REMUNERATION  
MENSUELLE BRUTE CORRIGEE  
MOYENNE DES SALAIRES FEMININS  
A TEMPS PLEIN SELON L ACTIVITE,  
LA QUALIF. ET LA TAILLE DE L ENTREP.  
(REM. DES SAL. MASC. A TEMPS PLEIN = 100)

TAILLE ENTREPRISE (NOMBRE DE SALARIE)							SEX E	Q U A L I F I C A T I O N	NACE	ACTIVITE	
10	50	100	200	500	>=	T06.					
49	99	199	499	999	1000	(*)	ENS.				
100.0#	100.0#	100.0	100.0			-	100.0	M	I	82	ASSURANCES
100.0#	100.0	100.0	100.0			-	100.0	F	II		
	100.0	100.0	100.0			-	100.0	M	III		
			45.3			-	51.7	F	IV		
100.0	100.0	100.0	100.0			-	100.0	M	V		
	89.0	97.1	99.4			-	83.4	F	VI		
100.0	100.0	100.0	100.0			-	100.0	M	T		
82.7	80.2	78.3	73.6			-	78.5	F			
100.0	100.0	100.0	100.0			-	100.0	M			
81.8	76.9	86.0	73.2			-	73.2	F			
100.0	100.0	100.0	100.0			-	100.0	M			
57.3	56.4	63.1	58.5			-	60.4	F			

TAB.D7

GROSS MONTHLY PAY(CORRECTED)  
OF FULL-TIME EMPLOYEES :  
MEAN(M) AND COEFFICIENT OF  
VARIATION(CV) ACCORDING TO  
ACTIVITY , SEX , QUALIFICATION  
AND AGE

M

ACTIVITY	NACE	Q U A L I F I C A T I O N	S E X	AGE (COMPLETED YEARS)						
				< 21	21 29	30 44	45 54	>= 55	(*)	TOT. ENS.
				INSURANCE	82	I	M	-	-	5169
			F	-	-	-	-	-	-	-
		II	M	-	2307#	5169	5222#	6154	-	5255
			F	-	-	4159	4691	5087	-	4445
		III	M	-	2281	4137	4678	5063	-	4422
			F	882#	2292	3358	3836	4025	-	3484
		IV	M	945	1639	2272#	3784#	-	-	1800
			F	934	2085	3283	3833	3991	-	3209
		V	M	-	2053	2707	2899	2860	-	2642
			F	-	1667	2380	2567	2479	-	2204
		VI	M	1189#	1983	2668	2864	2811	-	2584
			F	1070	1698	2262	2341	2156	-	1968
		T	M	1020	1492	1958	2037	2072	-	1506
			F	1039	1647	2212	2286	2146	-	1851
			M	1033#	1473	1981	2046	1837	-	1562
			F	931	1359	1632	1759	1791#	-	1176
			M	965	1418	1888	1972	1834	-	1378
			F	1042	1754	2701	3075	2846	-	2432
			M	958	1451	2053	2355	2342	-	1460
			F	987	1659	2613	2881	2795	-	2181

TAB.D8

INDEX OF MEAN GROSS  
MONTHLY PAY (CORRECTED)  
OF FULL-TIME EMPLOYEES  
ACCORDING TO ACTIVITY, SEX,  
QUALIFICATION AND AGE

INDICE DE LA REMUNERATION  
MENSUELLE BRUTE CORRIGEE  
MOYENNE DES SALAIRES  
A TEMPS PLEIN SELON L'ACTIVITE, LE SEXE,  
LA QUALIFICATION ET L'AGE

(PAY OF ALL FULL-TIME EES.=100)

(REM. DE L'ENS. DES SAL. A TEMPS PLEIN = 100)

ACTIVITY	NACE	Q U A L I F I C A T I O N	S E X	AGE (COMPLETED YEARS)						
				< 21	21 29	30 44	45 54	>= 55	(*)	TOT. ENS.
				INSURANCE	82	I	M	-	-	97.6
			F	-	-	-	-	-	-	-
		II	M	-	51.9#	98.4	99.4#	117.1	-	100.0
			F	-	-	93.6	105.5	114.4	-	100.0
		III	M	-	51.6	93.6	105.8	114.5	-	100.0
			F	25.3#	65.8	96.4	110.1	115.5	-	100.0
		IV	M	52.5	91.1	126.3#	210.3#	-	-	100.0
			F	29.1	65.0	102.3	119.4	124.3	-	100.0
		V	M	-	77.7	102.5	109.7	108.3	-	100.0
			F	-	75.7	108.0	116.5	112.5	-	100.0
		VI	M	46.0#	76.8	103.3	110.8	108.8	-	100.0
			F	54.4	86.3	115.0	119.0	109.6	-	100.0
		T	M	67.8	99.1	130.0	135.3	137.6	-	100.0
			F	56.1	89.0	119.5	123.5	115.9	-	100.0
			M	66.1#	94.3	126.8	131.0	117.6#	-	100.0
			F	79.2	115.6	138.8	149.6	152.4#	-	100.0
			M	70.0	102.9	137.0	143.1	133.1	-	100.0
			F	42.9	72.1	111.0	126.4	117.0	-	100.0
			M	65.2	98.7	139.7	160.3	159.4	-	100.0
			F	45.3	76.1	119.8	136.7	128.1	-	100.0

TAB.D7

REMUNERATION MENSUELLE BRUTE  
CORRIGEE DES SALAIRES A TEMPS PLEIN:  
MOYENNE(M) ET COEFFICIENT DE VARIATION  
(CV) SELON L ACTIVITE , LE SEXE , LA  
QUALIFICATION ET L AGE

CV

AGE (ANNEES REVOLUES)							SEX E	QUALI FICA TION	MACE	ACTIVITE
< 21	21 - 29	30 - 44	45 - 54	>= 55	(*)	T06. ENS.				
-	-	38.3	39.2#	21.6	-	39.6	M	I	82	ASSURANCES
-	-	38.3	39.6#	21.6	-	39.7	F	II		
-	31.9#	29.4	31.8	23.8	-	33.0	M	III		
-	31.1	30.0	32.5	24.5	-	33.8	F	IV		
21.3#	25.3	26.2	28.8	29.3	-	33.4	M	V		
15.7	30.6	32.4#	33.0#	-	-	64.8	F	VI		
16.8	30.4	27.8	29.1	29.2	-	41.1	M	T		
-	30.6	22.2	23.3	28.0	-	27.8	F			
-	18.8	29.4	16.6	20.6	-	29.4	M			
32.3#	30.4	23.4	23.1	27.8	-	28.6	F			
16.7	20.8	21.5	19.8	19.7	-	27.8	M			
19.5	13.6	15.1	16.4	15.2	-	30.5	F			
18.6	20.3	21.4	20.1	19.2	-	30.4	M			
132.9#	21.9	24.1	32.0	21.4	-	54.0	F			
24.5	24.8	19.5	17.1	22.3#	-	33.5	M			
84.1	23.6	24.7	30.3	21.4	-	50.5	F			
106.4	28.6	33.8	40.4	45.1	-	48.4	M			
23.1	22.4	28.6	38.3	30.2	-	45.7	F			
68.0	28.6	34.6	41.2	45.5	-	52.7	M			

TAB.D8

INDEX OF MEAN GROSS  
MONTHLY PAY (CORRECTED)  
OF FULL-TIME FEMALE EMPLOYEES  
ACCORDING TO ACTIVITY ,  
QUALIFICATION AND AGE  
(PAY OF FULL-TIME MALE EES.=100)

INDICE DE LA REMUNERATION  
MENSUELLE BRUTE CORRIGEE  
MOYENNE DES SALAIRES FEMININS  
A TEMPS PLEIN SELON L ACTIVITE ,  
LA QUALIFICATION ET L AGE  
(REM. DES SAL. MASC. A TEMPS PLEIN = 100)

AGE (ANNEES REVOLUES)							SEX E	QUALI FICA TION	MACE	ACTIVITE
< 21	21 - 29	30 - 44	45 - 54	>= 55	(*)	T06. ENS.				
-	-	100.0	100.0#	100.0	-	100.0	M	I	82	ASSURANCES
-	-	-	-	-	-	-	F	II		
-	100.0#	100.0	100.0	100.0	-	100.0	M	III		
100.0#	100.0	100.0	100.0	100.0	-	100.0	F	IV		
107.1	71.5	67.7#	98.7#	-	-	51.7	M	V		
-	100.0	100.0	100.0	100.0	-	100.0	F	VI		
-	81.2	87.9	88.5	86.7	-	83.4	M	T		
100.0	100.0	100.0	100.0	100.0	-	100.0	F			
95.4	87.9	86.6	87.0	96.1	-	76.5	M			
100.0#	100.0	100.0	100.0	100.0	-	100.0	F			
90.1	92.2	82.4	86.0	97.5#	-	75.2	M			
100.0	100.0	100.0	100.0	100.0	-	100.0	F			
92.0	82.7	76.0	76.6	82.3	-	60.4	M			

TAB.D9

GROSS MONTHLY PAY(CORRECTED)  
OF FULL-TIME EMPLOYEES :  
MEAN(M) AND COEFFICIENT OF  
VARIATION(CV) ACCORDING TO  
ACTIVITY,SEX , QUALIFICATION AND  
LENGTH OF SERVICE IN ENTERPRISE

ACTIVITY	NACE	O U A L I F I C A T I O N	S E X	LENGTH OF SERVICE IN ENTERPRISE (COMPLETED YEARS)					TOG. EMS.		
				< 2	2 4	5 9	10 19	>= 20		(°)	
INSURANCE	82	I	M	-	-	5320#	5703	6261	-	5297	
			F	-	-	5185#	5703	6163	-	5255	
			II	M	3462#	3426#	4167	4478	5137	-	4445
				F	3405#	3398#	4167	4450	5122	-	4422
			III	M	2424	2758	2981	3621	4097	-	3484
				F	1109	1272#	1929#	2460#	3688#	-	1800
			IV	M	1856	2254	2880	3511	4068	-	3209
				F	2032	2324	2485	2820	3075	-	2642
			V	M	1695	1883	2286	2392	2651	-	2204
				F	1965	2254	2461	2780	3019	-	2584
			VI	M	1554	1811	1965	2280	2414	-	1968
				F	1159	1391	1688	1993	2181	-	1506
			T	M	1415	1683	1909	2227	2378	-	1851
				F	1280	1564	1882	2029	2126	-	1562
			T	M	1030	1228	1475	1674	1955	-	1176
				F	1149	1386	1726	1952	2087	-	1378
			T	M	1603	2001	2333	2872	3367	-	2432
				F	1113	1347	1726	2097	2647	-	1469
			T	M	1396	1775	2213	2774	3279	-	2181
				F							

TAB.D10

INDEX OF MEAN GROSS  
MONTHLY PAY (CORRECTED)  
OF FULL-TIME EMPLOYEES  
ACCORDING TO ACTIVITY, SEX,  
QUALIFICATION AND LENGTH OF SERVICE  
(PAY OF ALL FULL-TIME EES.=100)

INDICE DE LA REMUNERATION  
MENSUELLE BRUTE CORRIGEE  
MOYENNE DES SALAIRES  
A TEMPS PLEIN SELON L ACTIVITE, LE SEXE,  
LA QUALIFICATION ET L ANCIENNETE  
(REM. DE L EMS. DES SAL. A TEMPS PLEIN = 100)

ACTIVITY	NACE	O U A L I F I C A T I O N	S E X	LENGTH OF SERVICE IN ENTERPRISE (COMPLETED YEARS)					TOG. EMS.		
				< 2	2 4	5 9	10 19	>= 20		(°)	
INSURANCE	82	I	M	-	-	100.4#	107.7	118.2	-	100.0	
			F	-	-	98.7#	108.5	117.3	-	100.0	
			II	M	77.9#	77.1#	93.8	100.8	115.6	-	100.0
				F	77.0#	76.8#	94.2	100.6	115.8	-	100.0
			III	M	69.6	79.2	85.6	103.9	117.6	-	100.0
				F	61.6	70.7#	107.2#	136.7#	204.9#	-	100.0
			IV	M	57.8	70.2	89.7	109.4	126.8	-	100.0
				F	76.9	88.0	94.1	106.7	116.4	-	100.0
			V	M	76.9	85.4	103.8	108.5	120.3	-	100.0
				F	76.0	87.2	95.2	107.6	116.8	-	100.0
			VI	M	79.0	92.1	99.9	115.9	122.7	-	100.0
				F	76.9	92.4	112.1	132.3	144.9	-	100.0
			T	M	76.5	90.9	103.2	120.3	128.5	-	100.0
				F	81.9	100.1	120.4	129.8	136.1	-	100.0
			T	M	87.6	104.4	125.5	142.4	166.3	-	100.0
				F	83.4	100.6	125.3	141.6	151.4	-	100.0
			T	M	65.9	82.2	95.9	118.1	138.4	-	100.0
				F	75.8	91.7	117.4	142.7	180.1	-	100.0
			T	M	64.0	81.4	101.5	127.2	150.4	-	100.0
				F							

TAB.D9

REMUNERATION MENSUELLE BRUTE  
CORRIGEE DES SALAIRES A TEMPS PLEIN:  
MOYENNE(M) ET COEFFICIENT DE VARIATION  
(CV) SELON L'ACTIVITE, LE SEXE, LA  
QUALIFICATION ET L'ANCIENNETE DANS  
L'ENTREPRISE

CV

ANCIENNETE DANS L'ENTREPRISE (ANNEES REVOLUES)						TOG. EMS.	SEX E	QUALIFICATION	NACE	ACTIVITE
< 2	2 - 4	5 - 9	10 - 19	>= 20	(*)					
-	-	31.7#	28.1	26.4	-	39.6	M	I	82	ASSURANCES
-	-	-	28.1	27.5	-	39.7	F	I		
40.3#	40.5#	32.7#	30.4	23.7	-	33.0	M	II		
-	-	-	-	-	-	-	F	II		
42.3#	40.8#	28.2	31.1	24.6	-	33.8	M	III		
48.5	39.9	30.8	26.1	25.1	-	33.4	F	III		
37.0	43.0#	40.9#	42.5#	31.4#	-	64.8	M	III		
61.0	52.4	33.3	28.9	25.6	-	41.1	F	III		
31.3	28.8	22.7	24.5	21.8	-	27.8	M	IV		
23.5	23.9	37.0	20.7	17.2	-	29.4	F	IV		
31.1	29.3	24.7	24.7	22.0	-	28.6	M	V		
31.0	24.5	23.5	21.2	18.3	-	27.8	F	V		
30.1	21.9	17.7	14.3	14.0	-	30.5	M	V		
33.8	26.7	23.5	21.0	18.1	-	30.4	F	V		
82.0	29.0	30.2	30.1	21.7	-	54.0	M	VI		
35.0	27.2	20.0	20.3	16.9	-	33.5	F	VI		
67.9	31.0	30.2	29.8	21.1	-	50.5	M	T		
60.1	39.7	37.3	37.6	37.9	-	48.4	F	T		
38.7	29.8	32.1	26.2	34.7	-	45.7	M	T		
58.7	42.4	38.5	38.2	38.4	-	52.7	F	T		

TAB.D10

INDEX OF MEAN GROSS  
MONTHLY PAY (CORRECTED)  
OF FULL-TIME FEMALE EMPLOYEES  
ACCORDING TO ACTIVITY,  
QUALIFICATION AND LENGTH OF SERVICE  
(PAY OF FULL-TIME MALE EES.=100)

INDICE DE LA REMUNERATION  
MENSUELLE BRUTE CORRIGEE  
MOYENNE DES SALAIRES FEMININS  
A TEMPS PLEIN SELON L'ACTIVITE,  
LA QUALIFICATION ET L'ANCIENNETE  
(REM. DES SAL. MASC. A TEMPS PLEIN = 100)

ANCIENNETE DANS L'ENTREPRISE (ANNEES REVOLUES)						TOG. EMS.	SEX E	QUALIFICATION	NACE	ACTIVITE
< 2	2 - 4	5 - 9	10 - 19	>= 20	(*)					
-	-	100.0#	100.0	100.0	-	100.0	M	I	82	ASSURANCES
-	-	-	-	-	-	-	F	I		
100.0#	100.0#	100.0	100.0	100.0	-	100.0	M	II		
-	-	-	-	-	-	-	F	II		
100.0	100.0	100.0	100.0	100.0	-	100.0	M	III		
45.7	46.1#	64.7#	67.9#	90.0#	-	51.7	F	III		
100.0	100.0	100.0	100.0	100.0	-	100.0	M	IV		
83.5	81.0	92.0	84.8	86.2	-	83.4	F	IV		
100.0	100.0	100.0	100.0	100.0	-	100.0	M	V		
74.6	76.8	85.9	87.4	90.3	-	76.5	F	V		
100.0	100.0	100.0	100.0	100.0	-	100.0	M	VI		
80.5	78.5	78.4	82.5	92.0	-	75.2	F	VI		
100.0	100.0	100.0	100.0	100.0	-	100.0	M	T		
69.5	67.3	74.0	73.0	78.6	-	60.4	F	T		



**Series E**  
**Série E**

TAB.E1

EMPLOYEES ACCORDING TO ACTIVITY,SEX,  
QUALIFICATION,REGION AND TYPE OF  
EMPLOYEMENT

(THOUSANDS) TYPE OF EMPLOYEMENT: FULL-TIME (MILLIERS)

ACTIVITY	NACE	QUALIFICATION	SEX	REGION					TOTAL
				NOORD	OOST	ZUID	WEST	(°)	
INSURANCE	82	I	M	0.1	0.0	0.2	-	-	0.3
			F	-	-	-	-	-	-
		II	M	0.1	0.1	0.2	0.1	-	1.0
			F	-	-	0.0	-	-	0.0
		III	M	0.1	0.1	0.8	0.1	-	1.1
			F	0.1	0.1	1.6	0.1	-	1.9
		IV	M	0.1	0.1	0.2	0.1	-	0.4
			F	0.2	0.3	1.8	0.2	-	2.2
		V	M	0.2	0.4	4.8	0.5	-	5.8
			F	0.2	0.4	0.7	0.1	-	0.9
		VI	M	0.7	0.4	5.5	0.6	-	6.7
			F	0.1	0.1	4.8	0.3	-	6.2
		T	M	0.8	0.5	1.7	0.2	-	2.1
			F	0.5	0.6	2.3	0.1	-	3.5
		T	M	1.0	0.4	2.1	0.2	-	3.3
			F	1.7	1.0	4.3	0.4	-	6.8
		T	M	0.7	0.6	14.4	1.1	-	16.8
			F	2.4	2.1	18.2	1.8	-	25.5

(THOUSANDS) TYPE OF EMPLOYEMENT: PART-TIME (MILLIERS)

ACTIVITY	NACE	QUALIFICATION	SEX	REGION					TOTAL
				NOORD	OOST	ZUID	WEST	(°)	
INSURANCE	82	I	M	-	-	-	-	-	-
			F	-	-	-	-	-	-
		II	M	-	-	-	-	-	-
			F	-	-	-	-	-	-
		III	M	-	-	0.0	-	-	0.0
			F	-	-	0.1	-	-	0.1
		IV	M	-	-	0.1	-	-	0.1
			F	-	-	0.3	-	-	0.4
		V	M	-	-	0.4	0.0	-	0.4
			F	-	-	0.1	-	-	0.1
		VI	M	-	-	0.9	-	-	1.0
			F	-	-	1.0	0.0	-	1.1
		T	M	0.2	0.1	0.2	-	-	0.2
			F	0.2	0.2	1.2	-	-	1.6
		T	M	-	0.0	1.4	-	-	1.8
			F	0.2	0.2	0.4	-	-	0.5
		T	M	0.2	0.2	2.5	0.1	-	3.0
			F	0.3	0.2	2.8	0.1	-	3.5



TAB.E1

SALARIES SELON L ACTIVITE, LE SEXE,  
LA QUALIFICATION, LA REGION ET LE  
REGIME DE TRAVAIL

(%) REGIME DE TRAVAIL: TEMPS PLEIN (%)

REGION						SEXE	QUALIFICATION	NACE	ACTIVITE
NOORD	OOST	ZUID	WEST	(°)	TOTAL				
16.1	9.9	60.9	-	-	100.0	M	I	82	ASSURANCES
-	-	-	-	-	-	F	I		
15.0	9.8	61.6	-	-	100.0	M	II		
11.8	6.1	74.9	7.2	-	100.0	F	II		
-	-	92.5	-	-	100.0	M	III		
11.4	5.8	75.5	7.2	-	100.0	F	III		
5.4	4.8	83.3	6.4	-	100.0	M	IV		
-	-	61.0	32.5	-	100.0	F	IV		
5.6	4.1	79.7	10.7	-	100.0	M	V		
3.8	5.7	82.3	8.2	-	100.0	F	V		
-	4.3	83.2	10.5	-	100.0	M	VI		
3.6	5.5	82.4	8.5	-	100.0	F	VI		
11.3	5.7	77.7	5.2	-	100.0	M	T		
5.5	5.0	79.4	10.1	-	100.0	F	T		
8.8	5.5	78.2	6.5	-	100.0	M	T		
15.0	16.8	65.1	3.1	-	100.0	F	T		
15.7	13.6	63.1	7.6	-	100.0	M	T		
15.3	15.3	64.1	5.3	-	100.0	F	T		
9.2	7.8	76.9	6.1	-	100.0	M	T		
10.0	8.8	71.1	10.1	-	100.0	F	T		
9.4	8.1	75.3	7.2	-	100.0	M	T		

(%) REGIME DE TRAVAIL: TEMPS PARTIEL (%)

REGION						SEXE	QUALIFICATION	NACE	ACTIVITE
NOORD	OOST	ZUID	WEST	(°)	TOTAL				
-	-	-	-	-	-	M	I	82	ASSURANCES
-	-	-	-	-	-	F	I		
-	-	-	-	-	-	M	II		
-	-	87.7	-	-	100.0	F	II		
-	-	-	-	-	100.0	M	III		
-	-	66.9	-	-	100.0	F	III		
-	-	72.6	-	-	100.0	M	IV		
-	-	91.7	-	-	100.0	F	IV		
-	-	84.9	-	-	100.0	M	V		
-	-	86.3	7.1	-	100.0	F	V		
-	-	84.7	-	-	100.0	M	VI		
-	-	92.7	-	-	100.0	F	VI		
-	-	91.8	3.6	-	100.0	M	T		
-	-	77.3	-	-	100.0	F	T		
11.5	9.5	77.8	-	-	100.0	M	T		
11.0	9.7	77.7	-	-	100.0	F	T		
-	6.8	83.1	-	-	100.0	M	T		
7.7	6.5	83.2	2.6	-	100.0	F	T		
7.3	6.6	83.2	3.0	-	100.0	M	T		

**TAB.E1**

**EMPLOYEES ACCORDING TO ACTIVITY,SEX,  
QUALIFICATION,REGION AND TYPE OF  
EMPLOYEMENT**

(THOUSANDS)		ALL TYPES OF EMPLOYEMENT				(MILLIERS)					
ACTIVITY	NACE	Q U A L I F I C A T I O N	S E X	REGION							
				NOORO	OOST	ZUID	WEST	(*)	TOTAL		
INSURANCE	82	I	M	0.1	0.0	0.2	-	-	-	0.3	
			F	-	-	-	-	-	-	-	
		II	M	0.1	0.0	0.2	-	-	-	0.4	
			F	0.1	0.1	0.8	0.1	-	-	1.0	
		III	M	-	-	0.0	-	-	-	0.1	
			F	0.1	0.1	0.8	0.1	-	-	1.1	
		IV	M	0.1	0.1	1.6	0.1	-	-	1.9	
			F	-	-	0.3	0.1	-	-	0.4	
		V	M	0.1	0.1	1.8	0.2	-	-	2.3	
			F	0.2	0.3	4.9	0.5	-	-	5.9	
		VI	M	-	-	0.1	0.1	-	-	1.2	
			F	0.2	0.4	5.9	0.6	-	-	7.2	
		T	M	0.7	0.4	4.9	0.3	-	-	6.3	
			F	0.1	0.1	2.6	0.2	-	-	3.1	
		T	M	0.8	0.5	7.5	0.6	-	-	9.4	
			F	0.5	0.6	2.5	0.1	-	-	3.7	
		T	M	0.7	0.6	3.3	0.3	-	-	4.6	
			F	1.2	1.2	5.7	0.4	-	-	8.6	
		T	M	1.7	1.5	14.8	1.2	-	-	19.2	
			F	0.9	0.8	7.3	0.8	-	-	9.7	
						2.7	2.3	22.1	1.9	-	28.9

TAB.E1

SALARIES SELON L ACTIVITE, LE SEXE,  
LA QUALIFICATION, LA REGION ET LE  
REGIME DE TRAVAIL  
ENS. DES REGIMES DE TRAVAIL

(%)						(%)			
REGION						SEXE	QUALIFICATION	NACE	ACTIVITE
MOORO	OOST	ZUIO	WEST	(*)	TOTAL				
15.8	9.8	61.6	.	-	100.0	M	I	82	ASSURANCES
-	-	.	-	-	.	F	I		
15.5	9.6	62.3	.	-	100.0	T	II		
11.9	5.9	75.1	7.1	-	100.0	M	II		
-	-	92.5	.	-	100.0	F	II		
11.3	5.7	75.9	7.1	-	100.0	T	III		
5.3	4.8	83.4	8.5	-	100.0	M	III		
.	.	62.0	26.6	-	100.0	F	III		
6.3	4.0	79.4	10.3	-	100.0	T	IV		
3.8	5.7	82.4	8.1	-	100.0	M	IV		
.	4.9	83.7	9.8	-	100.0	F	IV		
3.4	5.5	82.6	8.4	-	100.0	T	V		
11.1	5.7	77.9	5.3	-	100.0	M	V		
4.5	4.1	83.5	7.9	-	100.0	F	V		
8.9	5.2	79.7	6.2	-	100.0	T	VI		
14.5	16.5	65.8	3.2	-	100.0	M	VI		
14.4	12.3	67.9	5.5	-	100.0	F	VI		
14.4	14.1	67.0	4.5	-	100.0	T	T		
9.1	7.8	77.0	6.1	-	100.0	M	T		
9.3	8.1	74.8	7.8	-	100.0	F	T		
9.2	7.9	76.3	6.7	-	100.0	T	T		

TAB.E2

GROSS MONTHLY PAY (CORRECTED)  
OF FULL-TIME EMPLOYEES:  
MEAN (M) AND COEFFICIENT OF VARIATION  
(CV) ACCORDING TO ACTIVITY, SEX,  
QUALIFICATION AND REGION

ACTIVITY	NACE	Q U A L I F I C A T I O N	S E X	REGION						
				NOORD	OOST	ZUID	WEST	(*)	TOTAL	
INSURANCE	82		I	M	4797#	6045#	6089	-	-	5287
				F	-	-	-	-	-	-
			II	T	4797#	6045#	5987	-	-	5255
				M	3971	4369	4619	3477#	-	4445
			III	F	-	-	-	-	-	-
				T	3971	4369	4592	3410#	-	4422
			IV	M	3043	3565	3559	2827#	-	3484
				F	-	-	2192	1104	-	1800
			V	T	2780#	3565	3389	1970#	-	3209
				M	2631	2656	2654	2511	-	2642
			VI	F	-	2010#	2253	1884#	-	2204
				T	2604	2589	2601	2409	-	2584
			T	M	2248	2003	1935	1818	-	1968
				F	1592	1458	1522	1346	-	1506
			T	M	2153	1881	1828	1635	-	1851
				F	1353	1757	1563	1533	-	1562
			T	M	1090	1215	1191	1158	-	1176
				F	1224	1523	1389	1273	-	1378
			T	M	2257	2333	2472	2328	-	2432
				F	1231	1308	1546	1310	-	1469
			T	M	1970	2037	2244	1954	-	2181
				F	-	-	-	-	-	-

TAB.E3

INDEX OF MEAN GROSS  
MONTHLY PAY (CORRECTED)  
OF FULL-TIME EMPLOYEES  
ACCORDING TO ACTIVITY, SEX,  
QUALIFICATION AND REGION

INDICE DE LA REMUNE-  
RATION MENSUELLE BRUTE  
CORRIGEE MOYENNE DES  
SALARIES A TEMPS PLEIN  
SELON L'ACTIVITE, LE SEXE,  
LA QUALIFICATION ET LA REGION

(PAY OF ALL FULL-TIME EES.=100)

(REM. DE L'ENS. DES SAL. A TEMPS PLEIN=100)

ACTIVITY	NACE	Q U A L I F I C A T I O N	S E X	REGION						
				NOORD	OOST	ZUID	WEST	(*)	TOTAL	
INSURANCE	82		I	M	90.6#	114.1#	115.2	-	-	100.0
				F	-	-	-	-	-	-
			II	T	91.3#	115.1#	113.8	-	-	100.0
				M	89.3	98.3	103.8	78.2#	-	100.0
			III	F	-	-	-	-	-	-
				T	89.8	98.8	103.8	77.1#	-	100.0
			IV	M	87.3	102.3	102.2	81.1#	-	100.0
				F	-	-	121.8	61.3	-	100.0
			V	T	86.6#	111.1	105.6	61.4#	-	100.0
				M	99.6	100.6	100.5	95.1	-	100.0
			VI	F	-	91.2#	102.2	85.5#	-	100.0
				T	100.8	100.2	100.7	93.2	-	100.0
			T	M	114.3	101.8	98.3	92.4	-	100.0
				F	105.7	96.8	101.1	89.4	-	100.0
			T	M	116.4	101.6	98.8	88.4	-	100.0
				F	86.6	112.4	100.0	98.1	-	100.0
			T	M	92.8	103.4	101.3	98.5	-	100.0
				F	88.9	110.5	100.8	92.4	-	100.0
			T	M	92.8	95.9	101.6	95.7	-	100.0
				F	83.8	89.0	105.2	89.1	-	100.0
			T	M	90.3	93.4	102.9	89.6	-	100.0
				F	-	-	-	-	-	-

TAB.E2

REMUNERATION MENSUELLE BRUTE CORRIGEE  
DES SALARIES A TEMPS PLEIN:  
MOYENNE (M) ET COEFFICIENT DE  
VARIATION (CV) SELON L'ACTIVITE, LE SEXE,  
LA QUALIFICATION ET LA REGION

CV

REGION						SEX E	QUALIFICATION	NACE	ACTIVITE
NOORD	OOST	ZUID	WEST	(°)	TOTAL				
25.5#	27.5#	29.4	-	-	39.6	M	I	82	ASSURANCES
-	-	-	-	-	-	F	I		
25.5#	27.5#	30.5	-	-	39.7	M	II		
36.4	29.3	31.1	41.4#	-	33.0	F	II		
-	-	-	-	-	-	M	III		
36.4	29.3	32.0	42.6#	-	33.8	F	III		
31.2	29.8	32.2	47.0#	-	33.4	M	IV		
-	-	59.5	19.6	-	64.8	F	IV		
39.3#	29.8	36.9	65.2#	-	41.1	M	V		
28.2	37.5	26.6	30.6	-	27.8	F	V		
-	26.4#	28.7	32.8#	-	29.4	M	VI		
28.2	37.8	27.4	32.4	-	28.6	F	VI		
24.5	28.9	27.9	22.6	-	27.8	M	T		
32.3	27.2	29.9	33.4	-	30.5	F	T		
27.5	31.3	30.0	29.6	-	30.4	M			
30.7	47.0	58.9	30.7	-	54.0	F			
27.1	49.7	31.1	19.2	-	33.5	M			
31.4	51.6	53.4	28.6	-	50.5	F			
47.9	52.7	48.2	43.8	-	48.4	M			
38.6	46.4	46.1	34.6	-	45.7	F			
53.7	58.1	51.9	50.5	-	52.7	M			

TAB.E3

INDEX OF MEAN GROSS  
MONTHLY PAY (CORRECTED)  
OF FULL-TIME FEMALE  
EMPLOYEES ACCORDING TO  
ACTIVITY,  
QUALIFICATION AND REGION

(PAY OF FULL-TIME MALES EES.=100)

INDICE DE LA REMUNERATION  
MENSUELLE BRUTE CORRIGEE  
MOYENNE DES SALARIES  
FEMININS A TEMPS PLEIN  
SELON L'ACTIVITE,  
LA QUALIFICATION ET LA REGION

(REM. DES SAL. MASC. A TEMPS PLEIN=100)

REGION						SEX E	QUALIFICATION	NACE	ACTIVITE
NOORD	OOST	ZUID	WEST	(°)	TOTAL				
100.0#	100.0#	100.0	-	-	100.0	M	I	82	ASSURANCES
-	-	-	-	-	-	F	I		
100.0	100.0	100.0	100.0#	-	100.0	M	II		
-	-	-	-	-	-	F	II		
100.0	100.0	100.0	100.0#	-	100.0	M	III		
-	-	61.6	39.1	-	51.7	F	III		
100.0	100.0	100.0	100.0	-	100.0	M	IV		
-	75.7#	84.9	75.0#	-	83.4	F	IV		
100.0	100.0	100.0	100.0	-	100.0	M	V		
70.8	72.8	78.7	74.1	-	76.5	F	V		
100.0	100.0	100.0	100.0	-	100.0	M	VI		
80.6	69.2	76.2	75.5	-	75.2	F	VI		
100.0	100.0	100.0	100.0	-	100.0	M	T		
54.5	56.1	62.6	56.3	-	60.4	F	T		

**DE EUROPÆISKE FÆLLESSKABERS STATISTISKE KONTOR  
STATISTISCHES AMT DER EUROPÄISCHEN GEMEINSCHAFTEN  
STATISTICAL OFFICE OF THE EUROPEAN COMMUNITIES  
OFFICE STATISTIQUE DES COMMUNAUTÉS EUROPÉENNES  
ISTITUTO STATISTICO DELLE COMUNITÀ EUROPEE  
BUREAU VOOR DE STATISTIEK DER EUROPESE GEMEENSCHAPPEN**

<b>A. Dornonville de la Cour</b>	Generaldirektor/Generaldirektor/Director-General Directeur général/Direttore generale/Directeur-generaal
<b>G.W. Clarke</b>	Konsulent/Berater/Adviser/Conseiller/Consigliere/Adviseur
<b>N. Ahrendt</b>	Assistent/Assistent/Assistent/Assistent/Assistente/Assistent
	<b>Direktører/Direktoren/Directors/Directeurs/Direttori/Directeuren:</b>
<b>G. Bertaud</b>	Statistiske metoder, databehandling Statistische Methoden, Informationswesen Statistical methods and processing of data Méthodologie statistique, traitement de l'information Metodologia statistica, trattamento dell'informazione Methodologie van de statistiek, informatieverwerking
<b>V. Paretti</b>	Almindelige statistikker og nationalregnskaber Allgemeine Statistik und Volkswirtschaftliche Gesamtrechnung General statistics and national accounts Statistiques générales et comptes nationaux Statistiche generali e conti nazionali Algemene statistiek en nationale rekeningen
<b>D. Harris</b>	Befolknings- og socialstatistik Bevölkerungs- und Sozialstatistik Demographic and social statistics Statistiques démographiques et sociales Statistiche demografiche e sociali Sociale en bevolkingsstatistiek
<b>S. Louwes</b>	Landbrugs-, skovbrugs- og fiskeristatistik Statistik der Landwirtschaft, Forstwirtschaft und Fischerei Agriculture, forestry and fisheries statistics Statistiques de l'agriculture, des forêts et des pêches Statistiche dell'agricoltura, delle foreste e della pesca Landbouw-, bosbouw- en visserijstatistiek
<b>H. Schumacher</b>	Industri- og miljøstatistik Industrie- und Umweltstatistik Industrial and environment statistics Statistiques de l'industrie et de l'environnement Statistiche dell'industria e dell'ambiente Industrie- en milieustatistiek
<b>S. Ronchetti</b>	Statistik vedrørende forbindelser med tredjelande, transport- og servicestatistik Statistik der Außenbeziehungen, Verkehrs- und Dienstleistungsstatistik External relations, transport and services statistics Statistiques des relations extérieures, transports et services Statistiche delle relazioni esterne, dei trasporti e dei servizi Statistiek van buitenlandse betrekkingen, vervoer en dienstverlening

European Communities — Commission  
Communautés européennes — Commission

**Structure of earnings in wholesale and retail distribution,  
banking and insurance in 1974**  
**7 - Nederland**

**Structure des salaires dans le commerce, les banques  
et les assurances en 1974**  
**7 - Nederland**

Luxembourg: Office des publications officielles des Communautés européennes

1978 — 418 p. — 21,0 x 29,7 cm

Social statistics (yellow series)  
Statistiques sociales (série jaune)

EN/FR

Cat.: CA-NB-76-007-2A-C

Pris pr. hæfte	DKR 94,50	Samlet specialserie	DKR 708
Einzelpreis	DM 40,50	Gesamte Sonderreihe	DM 303
Single copy	UKL 7.30 / USD 17.20	Complete special series	UKL 55 / USD 130
Prix par numéro	FF 72 / BFR 600	Ensemble de la série spéciale	FF 540 / BFR 4 500
Prezzo unitario	LIT 10 900	Insieme dei volumi	LIT 81 500
Prijs per nummer	HFL 41,50 / BFR 600	Gehele speciale serie	HFL 311 / BFR 4 500





**Salgs- og abonnementskontorer - Vertriebsbüros - Sales Offices  
Bureaux de vente - Uffici di vendita - Verkoopkantoren**

**Belgique - België**

*Moniteur belge - Belgisch Staatsblad*

Rue de Louvain 40-42 —  
Leuvenestraat 40-42  
1000 Bruxelles — 1000 Brussel  
Tél. 512 00 26  
CCP 000-2005502-27  
Postrekening 000-2005502-27

*Sous-dépôts — Agentschappen :*

Librairie européenne —  
Europese Boekhandel  
Rue de la Loi 244 — Wetstraat 244  
1040 Bruxelles — 1040 Brussel

CREDOC  
Rue de la Montagne 34 — Bte. 11  
Bergstraat 34 — Bus 11  
1000 Bruxelles — 1000 Brussel

**Danmark**

*J.H. Schultz — Boghandel*

Montergade 19  
1116 København K  
Tél. 14 11 95  
Girokonto 1195

**BR Deutschland**

*Verlag Bundesanzeiger*

Breite Straße - Postfach 10 80 06 - 5000 Köln 1  
Tél. (02 21) 21 03 48  
(Fernschreiber: Anzeiger Bonn 08 882 595)  
Postscheckkonto 834 00 Köln

**France**

*Service de vente en France des publications  
des Communautés européennes*

*Journal officiel*

26, rue Desaix  
75 732 Paris — Cedex 15  
Tél. (1) 578 61 39 — CCP Paris 23-96

**Ireland**

*Government Publications*

Sales Office  
G.P.O. Arcade  
Dublin

or by post from

*Stationery Office*

Beggar's Bush  
Dublin 4

Tel. 68 84 33

**Italia**

*Libreria dello Stato*

Piazza G. Verdi 10  
00198 Roma — Tel. (6) 85 08  
Telex 62008  
CCP 1/2640

*Agenzia :*

Via XX Settembre  
(Palazzo Ministero del Tesoro)  
00187 Roma

**Grand-Duché  
de Luxembourg**

*Office des publications officielles  
des Communautés européennes*

5, rue du Commerce  
Boîte postale 1003 — Luxembourg  
Tél. 49 00 81 — CCP 19 190-81  
Compte courant bancaire:  
BIL 8-109/6003/300

**Nederland**

*Staatsdrukkerij- en uitgeverijbedrijf*

Christoffel Plantijnstraat, 's-Gravenhage  
Tél. (070) 81 45 11  
Postgiro 42 53 00

**United Kingdom**

*H.M. Stationery Office*

P.O. Box 569  
London SE1 9NH  
Tél. (01) 928 6977, ext. 365  
National Giro Account 582-1002

**United States of America**

*European Community Information Service*

2100 M Street, N.W.  
Suite 707  
Washington, DC 20 037  
Tél. (202) 872 8350

**Schweiz - Suisse - Svizzera**

*Librairie Payot*

6, rue Grenus  
1211 Genève  
Tél. 31 89 50  
CCP 12-236 Genève

**Sverige**

*Libreria C.E. Fritze*

2, Fredsgatan  
Stockholm 16  
Postgiro 193, Bankgiro 73/4015

**España**

*Libreria Mundi-Prensa*

Castelló 37  
Madrid 1  
Tél. 275 46 55

**Andre lande - Andere Länder - Other countries - Autres pays - Altri paesi - Andere landen**

Kontoret for De europæiske Fællesskabers officielle Publikationer - Amt für amtliche Veröffentlichungen der Europäischen Gemeinschaften - Office for Official Publications of the European Communities - Office des publications officielles des Communautés européennes - Ufficio delle pubblicazioni ufficiali delle Comunità europee - Bureau voor officiële publikaties der Europese Gemeenschappen

Luxembourg 5, rue du Commerce Boîte postale 1003 Tél. 49 00 81 CCP 19 190-81 Compte courant bancaire BIL 8-109/6003/300

Pris pr. hæfte  
Einzelpreis  
Price per single copy  
Prix par numéro  
Prezzo unitario  
Prijs per nummer

DKR 94,50  
DM 40,50  
UKL 7.30/USD 17.20  
FF 72 / BFR 600  
LIT 10 900  
HFL 41,50 / BFR 600

Samlet specialserie  
Gesamte Sonderreihe  
Complete special series  
Ensemble de la série spéciale  
Insieme dei volumi  
Gehele speciale serie

DKR 708  
DM 303  
UKL 55 / USD 130  
FF 540 / BFR 4 500  
LIT 81 500  
HFL 311 / BFR 4 500

---

KONTORET FOR DE EUROPÆISKE FÆLLESSKABERS OFFICIELLE PUBLIKATIONER  
AMT FÜR AMTLICHE VERÖFFENTLICHUNGEN DER EUROPAISCHEN GEMEINSCHAFTEN  
OFFICE FOR OFFICIAL PUBLICATIONS OF THE EUROPEAN COMMUNITIES  
OFFICE DES PUBLICATIONS OFFICIELLES DES COMMUNAUTÉS EUROPÉENNES  
UFFICIO DELLE PUBBLICAZIONI UFFICIALI DELLE COMUNITÀ EUROPEE  
BUREAU VOOR OFFICIELE PUBLIKATIES DER EUROPESE GEMEENSCHAPPEN

Boîte postale 1003 - Luxembourg

Cat.: CA-NB-76-007-2A-C