


GEOGRAPHICAL BREAKDOWN OF THE CURRENT ACCOUNT EU, 1992-94

1996 EDITION



STATISTISCHES AMT DER EUROPÄISCHEN GEMEINSCHAFTEN
STATISTICAL OFFICE OF THE EUROPEAN COMMUNITIES
OFFICE STATISTIQUE DES COMMUNAUTÉS EUROPÉENNES

L-2920 Luxembourg — Tél. (352) 43 01-1 — Télex COMEUR LU 3423
B-1049 Bruxelles, rue de la Loi 200 — Tél. (32-2) 299 11 11

Eurostat hat die Aufgabe, den Informationsbedarf der Kommission und aller am Aufbau des Binnenmarktes Beteiligten mit Hilfe des europäischen statistischen Systems zu decken.

Um der Öffentlichkeit die große Menge an verfügbaren Daten zugänglich zu machen und Benutzern die Orientierung zu erleichtern, werden zwei Arten von Publikationen angeboten: Statistische Dokumente und Veröffentlichungen.

Statistische Dokumente sind für den Fachmann konzipiert und enthalten das ausführliche Datenmaterial: Bezugsdaten, bei denen die Konzepte allgemein bekannt, standardisiert und wissenschaftlich fundiert sind. Diese Daten werden in einer sehr tiefen Gliederung dargeboten. Die Statistischen Dokumente wenden sich an Fachleute, die in der Lage sind, selbständig die benötigten Daten aus der Fülle des dargebotenen Materials auszuwählen. Diese Daten sind in gedruckter Form und/oder auf Diskette, Magnetband, CD-ROM verfügbar. Statistische Dokumente unterscheiden sich auch optisch von anderen Veröffentlichungen durch den mit einer stilisierten Graphik versehenen weißen Einband.

Veröffentlichungen wenden sich an eine ganz bestimmte Zielgruppe, wie zum Beispiel an den Bildungsbereich oder an Entscheidungsträger in Politik und Verwaltung. Sie enthalten ausgewählte und auf die Bedürfnisse einer Zielgruppe abgestellte und kommentierte Informationen. Eurostat übernimmt hier also eine Art Beraterrolle.

Für einen breiteren Benutzerkreis gibt Eurostat Jahrbücher und periodische Veröffentlichungen heraus. Diese enthalten statistische Ergebnisse für eine erste Analyse sowie Hinweise auf weiteres Datenmaterial für vertiefende Untersuchungen. Diese Veröffentlichungen werden in gedruckter Form und in Datenbanken angeboten, die in Menütechnik zugänglich sind.

Um Benutzern die Datensuche zu erleichtern, hat Eurostat Themenkreise, d. h. eine Untergliederung nach Sachgebieten, eingeführt. Daneben sind sowohl die Statistischen Dokumente als auch die Veröffentlichungen in bestimmte Reihen, wie zum Beispiel „Jahrbücher“, „Konjunktur“, „Methoden“, untergliedert, um den Zugriff auf die statistischen Informationen zu erleichtern.

Y. Franchet
Generaldirektor

It is Eurostat's responsibility to use the European statistical system to meet the requirements of the Commission and all parties involved in the development of the single market.

To ensure that the vast quantity of accessible data is made widely available, and to help each user make proper use of this information, Eurostat has set up two main categories of document: statistical documents and publications.

The statistical document is aimed at specialists and provides the most complete sets of data: reference data where the methodology is well-established, standardized, uniform and scientific. These data are presented in great detail. The statistical document is intended for experts who are capable of using their own means to seek out what they require. The information is provided on paper and/or on diskette, magnetic tape, CD-ROM. The white cover sheet bears a stylized motif which distinguishes the statistical document from other publications.

The publications proper tend to be compiled for a well-defined and targeted public, such as educational circles or political and administrative decision-makers. The information in these documents is selected, sorted and annotated to suit the target public. In this instance, therefore, Eurostat works in an advisory capacity.

Where the readership is wider and less well-defined, Eurostat provides the information required for an initial analysis, such as yearbooks and periodicals which contain data permitting more in-depth studies. These publications are available on paper or in videotext databases.

To help the user focus his research, Eurostat has created 'themes', i.e. subject classifications. The statistical documents and publications are listed by series: e.g. yearbooks, short-term trends or methodology in order to facilitate access to the statistical data.

Y. Franchet
Director-General

Pour établir, évaluer ou apprécier les différentes politiques communautaires, la Commission européenne a besoin d'informations.

Eurostat a pour mission, à travers le système statistique européen, de répondre aux besoins de la Commission et de l'ensemble des personnes impliquées dans le développement du marché unique.

Pour mettre à la disposition de tous l'importante quantité de données accessibles et faire en sorte que chacun puisse s'orienter correctement dans cet ensemble, deux grandes catégories de documents ont été créées: les documents statistiques et les publications.

Le document statistique s'adresse aux spécialistes. Il fournit les données les plus complètes: données de référence où la méthodologie est bien connue, standardisée, normalisée et scientifique. Ces données sont présentées à un niveau très détaillé. Le document statistique est destiné aux experts capables de rechercher, par leurs propres moyens, les données requises. Les informations sont alors disponibles sur papier et/ou sur disquette, bande magnétique, CD-ROM. La couverture blanche ornée d'un graphisme stylisé démarque le document statistique des autres publications.

Les publications proprement dites peuvent, elles, être réalisées pour un public bien déterminé, ciblé, par exemple l'enseignement ou les décideurs politiques ou administratifs. Des informations sélectionnées, triées et commentées en fonction de ce public lui sont apportées. Eurostat joue, dès lors, le rôle de conseiller.

Dans le cas d'un public plus large, moins défini, Eurostat procure des éléments nécessaires à une première analyse, les annuaires et les périodiques, dans lesquels figurent les renseignements adéquats pour approfondir l'étude. Ces publications sont présentées sur papier ou dans des banques de données de type vidéotex.

Pour aider l'utilisateur à s'orienter dans ses recherches, Eurostat a créé les thèmes, c'est-à-dire une classification par sujet. Les documents statistiques et les publications sont répertoriés par série — par exemple, annuaire, conjoncture, méthodologie — afin de faciliter l'accès aux informations statistiques.

Y. Franchet
Directeur général

GEOGRAPHICAL BREAKDOWN OF THE CURRENT ACCOUNT EU, 1992-94

1996 EDITION

Theme
Economy and Finance
Series
Studies and research



This document is the final report of a study made by Ms Isabelle Mouillefarine-Huberlant, Mr Paul Baker and Mr Jon Erdozia.
Ms Maria-Helena Figueira, official of Unit B5, Eurostat, coordinated this report.

Database management has been done by Ms Franca Faes-Cannito and Mr Maurizio Capaccioli.

Secretary responsible for desktop publishing: Ms Annick Champault.

Eurostat
Unit B5: Balance of payments
L-2920 Luxembourg

Secretariat: Tel.: +352 4301-33548
Fax: +352 4301-33589

Manuscript completed in September 1996

A great deal of additional information on the European Union is available on the Internet.
It can be accessed through the Europa server (<http://europa.eu.int>)

Cataloguing data can be found at the end of this publication

Luxembourg: Office for Official Publications of the European Communities, 1996

ISBN 92-827-8585-8

© ECSC-EC-EAEC, Brussels • Luxembourg, 1996

Reproduction is authorized, except for commercial purposes, provided the source is acknowledged

Printed in Belgium

Printed on white chlorine-free paper

Dear user,

Your needs as user of our publication are always given careful consideration during the design and development process, and we strive to make our product more useful and easy to use. We therefore hope that you will take time to drop us a line, telling us about your experience using our publication. Anything you consider important - positive or negative - may help us in our constant effort to refine our product.

Thank you and please write to:

Balance of Payments, Unit B5

European Commission

Eurostat

L - 2920 Luxembourg

Fax 352/4301 - 33859



TABLE OF CONTENTS

I. INTRODUCTION

1. New presentation	7
2. New IMF manual: main changes between BPM4 and BPM5	8

II. METHODOLOGICAL ASPECTS

1. Difficulties of assessing the international market in services	10
1.1. Recording and valuation	10
1.2. Problems linked to analysis of values	10
1.3. Problems of consistency, asymmetries	11
2. Conceptual framework of the balance of payments	11
3. Classification	12
3.1. Definitions of the items	12
3.1.1. Current account	12
3.1.1.1. Goods	12
3.1.1.2. Services	12
3.1.1.2.1. Transportation	12
3.1.1.2.2. Travel	13
3.1.1.2.3. Communication services	13
3.1.1.2.4. Construction services	13
3.1.1.2.5. Insurance services	14
3.1.1.2.6. Financial services	14
3.1.1.2.7. Computer and information services	14
3.1.1.2.8. Royalties and licence fees	14
3.1.1.2.9. Other business services	14
3.1.1.2.10. Personal, cultural and recreational services	15
3.1.1.2.11. Government services, n.i.e.	15
3.1.1.3. Income	15
3.1.1.3.1. Compensation of employees	15
3.1.1.3.2. Investment income	15
3.1.1.4. Current transfers	15
3.2. Particularities of this publication	16
3.2.1. Breakdown of services	16
3.2.2. Current and capital account	16
4. Production issues	17
4.1. Production process	17
4.2. Deviation from the defined methodology for each reporting economy	19
4.3. Calculation of the European Union (EUR12 and EUR15) balance and data reliability	41

III. STATISTICAL TABLES

1. Description of tables	46
2. Formulae and acronyms used in the tables and data availability	47
3. Current account items for 1994: EUR15/EUR12 + all Reporting Economies with complete geographical breakdown	
3.1. Goods - Credit - Debit -Net	50
3.2. Services - Credit - Debit -Net	56
3.3. Income - Credit - Debit -Net	62
3.4. Current transfers - Credit - Debit -Net	68
3.5. Current account - Credit - Debit -Net	74

EUR15 current account items

4.1. to 4.3.:	Detailed services breakdown for 1994 with complete geographical breakdown Credit- Debit -Net.....	80
4.4. to 4.49.:	Current account items by partner zone from 1992 to 1994 - Credit - Debit - Net.....	86

EUR12 current account items

5.1. to 5.3.:	Detailed services breakdown for 1994 with complete geographical breakdown Credit- Debit -Net.....	110
5.4. to 5.49.:	Current account items by partner zone from 1992 to 1994 - Credit - Debit - Net.....	116

Current account items by partner zone from 1992 to 1994 - Credit - Debit - Net

6.1. to 6.48.:	BLEU.....	140
7.1. to 7.5.:	Denmark.....	164
8.1. to 8.48.:	Germany.....	168
9.1. to 9.7.:	Greece.....	192
10.1. to 10.48.:	Spain.....	196
11.1. to 11.48.:	France.....	220
12.1.:	Ireland.....	244
13.1. to 13.48.:	Italy.....	246
14.1. to 14.7.:	Netherlands.....	270
15.1. to 15.46.:	Austria.....	274
16.1. to 16.48.:	Portugal.....	298
17.1. to 17.35.:	Finland.....	322
18.1.:	Sweden.....	340
19.1. to 19.27.:	United Kingdom.....	342
20.1. to 20.48.:	European Union Institutions.....	356
21.1. to 21.3.:	USA.....	380
22.1. to 22.4.:	Japan.....	382

IV. ANNEXES

1. Ecu exchange rates.....	387
2. Symbols and abbreviations.....	388
3. BOP coding system	
- Codes and labels of published zones.....	389
- Contents of published zones.....	390
- Items (codes of published items and complete labels).....	399
4. Correspondence tables between presently published classification (BPM5) and previously published classification (BPM4).....	400
5. Balance of payments economic territory.....	402
6. Bibliography.....	403

I

INTRODUCTION

I. INTRODUCTION

1. NEW PRESENTATION

This is the first issue of Eurostat's yearly publication "Geographical breakdown of the current account" to present data according to the fifth edition of the *IMF Balance of Payments Manual*¹ (*BPM5*). In addition this publication contains for the first time aggregated data for the European Union (*EU*) of fifteen Member States (*EUR15*). Nonetheless data for the European Union of twelve Member States (*EUR12*) continues to be provided.

The main purpose of this publication is to provide detailed statistical information on the geographical breakdown of the current account of the European Union (*EUR15* and *EUR12*), each of its Member States, the USA and Japan. It is the only existing publication to present harmonised and comparable current account statistics with a geographical breakdown of flows that covers an interesting diversity of partner zones (up to 47)². Trade negotiations such as those in the context of the General Agreement on Trade in Services (*GATS*) or the many relations between the European Union and its partners give a high priority to this type of statistical information.

Besides presenting geographically broken-down results for the current account as a total, this publication includes with the same level of geographical detail results for: *merchandise, services* (itemising *transportation* broken down in *sea, air* and *other transportation, travel, communications services, construction services, insurance services, financial services, computer and information services, royalties and licence fees, other business services, personal, cultural and recreational services* and *government services*), *income* (separating *compensation of employees* and *investment income*) and *current transfers*.

The period covered is from 1992 to 1994 for it corresponds to the most complete, recent, better harmonised and more detailed information available. Although harmonised data are available for the decade 1985 to 1994, the corresponding tables could not be included in the present printed publication given the large volume that they would take.

¹ Balance of Payments Manual, fifth edition, International Monetary Fund, Washington, D.C. 1993.

² Another Eurostat publication (International trade in services, EU 1985-1994) also drawn up according to the new *BPM5*, presents a detailed classification of services extended to approximately 35 items with a geographical breakdown reduced to 6 partner zones.

Besides historical data is included in the previous Eurostat publication "Geographical breakdown of the current account, *EUR12 - 1984 to 1993*"

All flows are expressed in *ecus* using official yearly average exchange rates of all Member States' national currencies, of the US Dollar (*USD*) and of the Japanese Yen (*JPY*) (provided in *annex 1* of this publication). The quarterly Eurostat balance of payments publication also provides yearly totals that may differ from those published here, which reflects revisions carried out on annual data and different exchange rates from national currencies to *ecus* (quarterly average rate and yearly average rate³).

In relation to past editions, the main changes due to the adoption of the *BPM5* have been incorporated and in particular, the detail on services has been increased, covering a wide range of standard components of the *BPM5*. The geographical breakdown has been very much expanded to cover up to 47 partner zones. The set of new *BOP* items codes published and the nomenclature (codes and labels of published zones) are given in *annex 3* at the end of this publication.

Given that the results obtained are based on the balance of payments of *EU* Member States, the new presentation adopted is in fact a compromise, for it had to take into account not only the different degrees of implementation of the *BPM5* by Member States but also the need to link the methodology of *BPM5* with the methodology of *BPM4* since Member States sent the data in either of the two formats.

Therefore, historical data and recent data supplied by Member States still using *BPM4* have been converted by Eurostat to comply with *BPM5* methodology and with the new presentation adopted. *Annex 4* at the end of this publication provides a correspondence table between the presently published classification (*BPM5*) and the previously published classification (*BPM4*).

Details on the harmonisation process that Eurostat had to carry out to cope with certain insufficiencies in Member States data are provided in *Chapter II, section 4. Production issues*.

³ Money and finance-quarterly, Eurostat

2. NEW IMF MANUAL: MAIN CHANGES BETWEEN BPM4 AND BPM5

This section describes the major changes which have occurred in the methodology and presentation of the balance of payments since the fourth edition of the Balance of Payments Manual (*BPM4*), published in 1977.

CURRENT ACCOUNT

Goods

The coverage of *goods* in the *BPM5* has been expanded. The balance of *goods* now includes certain transactions which used to be included in the services account. They include: *goods for processing* which cover exports/imports of goods for processing and their subsequent reimport/reexport; *repairs on goods*; and *goods procured in ports by carriers*.

Services

Since services have become increasingly important in international transactions, a greater detail in the

breakdown of services is now required. Therefore, the classification of services has been considerably extended since the *BPM4*. *Chapter II, section 3. Classification* of this publication lists the services included in the new published breakdown.

Income

Investment income and all forms of *compensation of employees* have now been joined to form a separate category entitled *income* in the current account.

Current account and capital transfers

In the *BPM5* Manual the *current account* only contains *current transfers*; the *capital transfers* are included in the *capital and financial account*. Thus *unrequited transfers* (comprising both current and capital transfers) no longer exist in the new version of the Balance of Payments manual. This distinction is made in order to harmonise the balance of payments with the 1993 System of National Accounts (*SNA*).

II

METHODOLOGICAL ASPECTS

II. METHODOLOGICAL ASPECTS

1. DIFFICULTIES OF ASSESSING THE INTERNATIONAL MARKET IN SERVICES

1.1. Recording and valuation

Considering its intangible nature, international trade in services is much more difficult to record than trade in merchandise. The information is collected by means of complex systems combining enterprises' direct declarations, surveys, the census of bank transactions and estimates. Each European Union Member State has set up specific collection systems.

The recording of services raises three types of problems:

Conceptual problems: the definition itself of certain services is difficult to establish. This is particularly true in the case of *insurance*. Although the *BPM5*, recommends insurance services to be estimated by the service charges included in total premiums earned, production of estimates for such charges are not yet completely achieved by all Member States. Up to now, and in the absence of better information, by convention, insurance services have been measured, for some Member States, as the difference between premiums received and claims paid.

Another difficult item is *construction services* due to the complexity in establishing the borderline with *direct investment*. By convention if construction flows are not supplied or are considered to be underestimated, Eurostat decreases direct investment flows by the estimated amounts of construction services which are reallocated to construction services.

Problems of mixed transactions: the value of certain services is not specified separately but is aggregated with the value of other transactions on the same invoice.

This applies particularly to all services connected with trade in merchandise (*transportation, transportation insurance, international merchanting, related technical services*). In the case of *transportation* and *transportation insurance*, estimates are made on the basis of freight and insurance rates that are used to correct the merchandise flows recorded.

This problem also applies to *financial services*, some of which, in the form of commissions, can be reported separately. Others which cannot be identified as such, are included with interest payments in the *current account* heading *investment income* or in the *financial account* together with assets traded.

Problems of identifying gross flows: many services can be paid for by means of an international offsetting mechanism (*post and telecommunications, rail transport*)¹. Furthermore, certain transactions between related companies are also settled by an offsetting mechanism. In both cases, the payments identified correspond to the net result of a number of transactions that are difficult to pinpoint. Depending on the collection systems, additional information may be requested from companies in order to obtain details of the gross flows.

All these problems could involve underestimation of the flows of services in the balance of payments.

1.2. Problems linked to the analysis of values

The only statistics available are expressed in value terms. The trends observed in the flows and balances of services depend on the volume of transactions, market prices, exchange rates and any corrections carried out. Variations in prices and exchange rates are often considerable, making it difficult to analyse value flows.

Time series analysis or comparisons across countries should thus take into account such variables as the ones mentioned for they have an effect on the trends of the statistics published.

Exchange rates: The fluctuations of the US dollar against the *ecu* have a particularly important impact on the European Union balance of payments. The US dollar, as a transaction and price-formation currency, is still very important. The prices of certain types of services are fixed in US dollars, irrespective of the place of residence of the contracting parties.

Prices: Over the last ten years there have been substantial fluctuations in relative prices, making it difficult to compare trends between types of services.

Consequently, the growth in the volume of trade in certain services linked to very rapidly changing technologies (communications, computer science) does not appear clearly in the results expressed in value terms. This is due to a large reduction in prices.

Transportation services and data processing services constitute inputs for enterprises and any changes in

¹ For example instead of paying the full debt outstanding between each party (gross flows), a party only pays the difference between what they owe and what is owed to them (net flows).

their price have an effect on the value of the final output.

1.3. Problems of consistency, asymmetries

Although in theory, all balance of payments accounts are drawn up in accordance with an internationally accepted methodology, the balance of payments of all the countries in the World are not fully compatible or comparable. The reasons for this lack of comparability are many. Some examples are the following:

- All countries do not have the same resources for recording and analysing the information and because of the special features of data collection they are sometimes obliged to depart from the recommended standards (in the case of insurance, for example).
- All countries do not agree upon the treatment of certain long term activities (construction services, for example)
- The increasing speed of world-wide economic integration and proliferation of transactions between related companies makes it difficult to allocate flows between services and direct investment.
- An international detailed nomenclature for trade in services does not exist and therefore the same designations of services do not always cover the same activities.

The statistical problems mentioned above generate statistical discrepancies between countries' current account balances. These discrepancies are called asymmetries. More specifically:

Bilateral Asymmetry: The balance declared by one compiling economy in relation to another does not correspond to the balance declared by its partner. The sum of these balances, called bilateral asymmetry should in theory be nil.

However, misallocation of transactions creates an asymmetry at detailed item level that can be offset at an aggregated level. In the same way, bad geographical breakdown creates a bilateral asymmetry which may be offset at an aggregated level of geographical breakdown.

Asymmetry in terms of geographical aggregation: the World total of current account credits does not tally with the World total of debits, whereas in theory they should be equal. The difference between current account credits and debits is termed *world-wide asymmetry* (or discordance) of *current account payments*.

2. CONCEPTUAL FRAMEWORK OF THE BALANCE OF PAYMENTS

The balance of payments records all economic transactions undertaken between the residents and non-residents of a country during a given period.

A *transaction* is defined in the *BPM5* as being an economic flow that reflects the creation, transformation, exchange, transfer, or extinction of economic value and involves changes in ownership of goods and/or financial assets, the provision of services, or the provision of labour and capital.

The *concept of resident* in the *BPM5* is identical to that used in the 1993 System of National Accounts (*SNA*). The concept is not based on nationality or legal criteria. It is based on the notion of centre of economic interest. An institutional unit is a resident unit when it has a centre of economic interest in the economic territory of a country for a period of at least one year.

According to the *BPM5*, the *economic territory* of a country consists of the geographic territory administered by a government, including territorial enclaves in the rest of the World¹ (e.g. embassies). In particular the economic territory of an international organisation consists of a territorial enclave over which the organisation has jurisdiction (e.g. the European Union Institutions in the host Member States);

The balance of payments accounts are constructed on the *double-entry accounting system*, so that every transaction is - in principle - recorded in two accounts, once as a debit, once as a credit. If for example, a country exports goods and receives foreign currency in return, it will record the export by a credit in the *current account* (more specifically in the *goods account*) and the increase in the asset (foreign currency) by a debit in the *capital and financial account*.

Thus, given complete and accurate recording, as a financial statement the overall balance of payments (i.e. the combined current account and capital and financial account) should sum to zero. In practice, however, a balancing item is used to compensate for measurement *errors and omissions* which occur during the recording of the international transactions in the accounts.

This being so, how is it that one can talk about balance of payments *surpluses and deficits*?

When the balance of payments is said to be in or out of balance, this does not refer to the balance of

¹ To harmonise data collection, Eurostat asks EU Member States to use, within the EU zone, a "BOP territory" classification involving small territories. This classification is given in *annex 5*.

payments as a whole but simply to one of the sub-balances, that is, one item or a set of items. For instance, the goods account will be in deficit/surplus when the total value of imported goods is greater/smaller than the total value of exported goods.

3. CLASSIFICATION

The classification used in this publication is based on the standard components defined in the *BPM5* and on the more disaggregated joint Eurostat-OECD trade in services classification whose underlying conceptual framework is identical to that of the *BPM5*.

As was already mentioned when introducing the new presentation, because of the transition from the *BPM4* to the *BPM5*, the classification published is in fact a compromise. It is the maximum common classification possible that could be established on the basis of the results made available by Member States corresponding to the new joint Eurostat-OECD *BOP* questionnaires for the period 1992 to 1994 (some countries used *BPM5* but others still used *BPM4*). Eurostat took into account the existing historical data (1985 to 1991) which was organised according to the previously published classification (*BPM4* compatible). Therefore and with the purpose of using a maximum of the historical information a correspondence between the old and the new formats, as meaningful and coherent as possible had to be devised. This operation determined as well the classification finally adopted in the present report (*annex 3*).

This publication contains certain particularities which are not in line with the recommendations contained in the *BPM5*. For a better understanding of these particularities the items are first defined based on the classification recommended as an international standard in the *BPM5* and in the joint Eurostat-OECD trade in services classification (see definitions given below) and deviations from this standard are then described in the following section (*II.3.2. Particularities of this publication*).

3.1. Definitions of the items

The following definitions are based on the *BPM5* and on the joint Eurostat-OECD trade in services classification.

The *BPM5* divides the balance of payments into two broad sub-balances: the *current account* and the *financial and capital account*.

In this publication Eurostat will only consider the current account and provide the definitions of the items selected to be published¹.

3.1.1. Current account

The current account is subdivided into four basic components: *goods*, *services*, *income*, and *current transfers*.

3.1.1.1. Goods

This is generally the biggest category of the current account. Goods cover *general merchandise*, *non monetary gold* and since the implementation of the *BPM5*, *goods for processing*, *repairs on goods* and *goods procured in ports by carriers*. The most important component, *general merchandise*, includes all movable goods whose ownership is transferred from a resident to a non-resident and vice versa.

When calculating the balance of payments both exports and imports should be valued free on board (*f.o.b*). When a cost, insurance, freight (*c.i.f*) valuation is provided (as is the case of imports in foreign trade statistics), the freight and insurance components have to be estimated separately and eliminated from the trade figures to arrive at a *f.o.b* valuation. These components are then recorded in the services account.

This is one of the reasons why *foreign trade* statistics and *balance of payments* figures for *goods* are not the same.

3.1.1.2. Services

3.1.1.2.1. Transportation

The definition of this item is identical to the definition of *transportation* in the *BPM5*, paragraphs 230 to 240. The general definition is presented in paragraph 230:

"*Transportation* covers all transportation (*sea*, *air*, and *other* - including land, internal waterway, space, and pipeline) services that are performed by residents of one economy for those of another and that involve the carriage of passengers, the movement of goods (freight), rentals (charters) of carriers with crew, and related supporting and auxiliary services. Some related activities are excluded: freight insurance, which is included in *insurance services*; goods procured in ports by non-resident carriers and repairs of transportation equipment, which are included in goods; repairs of railway facilities, harbours, and airfield

¹ More details is given in the publication *International trade in services, EU 1985-1994*; Eurostat 1996

facilities, which are included in *construction services*; and rentals (charters) of carriers without crew, which are included in other business services."

The breakdown of transportation represents a cross-classification by:

- a) mode of transportation: *sea, air and other transport* (space, rail, road, internal waterway and pipeline transport).
- b) kind of services: transport of *passengers*, transport of *freight and other (supporting, auxiliary and other) services*.

This publication presents information limited to the classification by mode of transportation. More detailed statistics corresponding to the cross classification are presented in the publication *International trade in services, EU 1985-1994*; Eurostat, 1996.

3.1.1.2.2. Travel

The definition of this item is identical to the definition of *travel* in the *BPM5*, paragraphs 241 to 251.

The general definition is presented in paragraphs 242, 243 and 244:

"*Travel* covers primarily the goods and services acquired from an economy by travellers during visits of less than one year in that economy. The goods and services are purchased by, or on behalf of, the traveller or provided, without a quid pro quo, for the traveller to use or give away. Excluded is the international carriage of travellers, which is covered in passenger services under *transportation*.

A traveller is an individual staying, for less than one year, in an economy of which he is not a resident for any purpose other than (i) being stationed on a military base or being an employee (including diplomats and other embassy personnel) of an agency of his or her government, or (ii) being an accompanying dependent of an individual mentioned under (i). Expenditures made by individuals covered in (i) and (ii) are recorded under *government services, n.i.e.*. Expenditures made by individuals undertaking a productive activity directly for an entity that is a resident of that economy (including seasonal and border workers) are included under *travel*. The one-year rule does not apply to students and medical patients, who remain residents of their economies of origin even if the length of stay in another economy is one year or more."

3.1.1.2.3. Communications services

According to the *BPM5* (paragraph 253), this item comprises:

- *Telecommunications* (encompassing the transmission of sound, images, or other information by telephone, telex, telegram, cable, broadcasting, satellite, electronic mail, facsimile services etc. and include business network services, teleconferencing, and support services);
- *Postal and courier services* (encompassing the pick-up, transport and delivery of letters, newspapers, periodicals, brochures, other printed matter, parcels, and packages, including post office counter and mailbox rental services).

3.1.1.2.4. Construction services

The definition of this item is identical to the definition of *construction services* in the *BPM5*, paragraph 254:

"*Construction services* cover work performed on construction projects and installations by employees of an enterprise in locations outside the economic territory of the enterprise. (The work is generally performed for a short time period; the one-year rule is to be applied flexibly). Goods imported by the enterprise for use in the projects are included in the value of these services rather than under goods; expenditures for local supplies, etc. are included under *other business services*".

Excluded are projects carried out by foreign subsidiaries or branches of enterprises (direct investors) and site offices for which the construction companies "maintain a complete and separate set of accounts of local activities (i.e. income statement, balance sheet, transactions with the parent enterprise), pay income taxes to the host country, have a substantial physical presence, receive funds for enterprise work for the enterprise account, etc." (paragraph 78 of the *BPM5*).

Construction services cover, on a gross basis, all goods and services that form an integral part of construction contracts; they relate to:

- a) site preparation work;
- b) construction work for buildings and completion;
- c) construction work for civil engineering;

- d) installation of machinery and assembly work;
- e) other construction: renting services of construction or demolition equipment with operator, exterior cleaning work of buildings, etc.

3.1.1.2.5. Insurance services

The definition of this item is identical to the definition of *insurance services* in the *BPM5*, paragraphs 255-257. It encompasses "the provision of various types of insurance to non-residents by resident insurance companies, and vice versa". It includes agent commissions related to insurance.

Insurance services are estimated or valued by service charges included in total premiums earned rather than by total premiums. Gross premiums and gross claims are recorded as memorandum items.

The various types of insurance concerned by this definition are :

- a) Life insurance and pension funding
- b) Freight insurance
- c) Other direct insurance
- d) Reinsurance
- e) Auxiliary services

3.1.1.2.6. Financial services

The definition of this item is identical to the definition of *financial services* in the *BPM5*, paragraph 258. It covers "financial intermediary and auxiliary services (except those of insurance enterprises and pension funds) conducted between residents and non-residents. Included are intermediary service fees, such as those associated with letters of credit, bankers' acceptances, lines of credit, financial leasing, and foreign exchange transactions. (For the latter, the spread between the midpoint rate and the buying/selling rate is the service charge). Also included are commissions and other fees related to transactions in securities - brokerage, placements of issues, underwriting, redemption, and arrangements of swaps, options, and other hedging instruments; commissions of commodity futures traders, and services related to asset management, financial market operational and regulatory services, security custody services, etc. Service charges on purchases of International Monetary Fund resources are included among an economy's financial service payments, as are charges (similar to commitment fees) associated with undrawn balances under stand-by or extended arrangements with the IMF".

Excluded are financial intermediation services indirectly measured that may be imputed or derived from the differences between reference interest rates and rates actually applied to loans, debt securities or deposits.

3.1.1.2.7. Computer and information services

The definition of this item is identical to the definition of *computer and information services* in the *BPM5* paragraph 259. It covers "computer data and news-related service transactions between residents and non-residents. Included are: data bases, such as development, storage, and on-line time series; data processing - including tabulation, provision of processing services on a time-share or specific (hourly) basis, and management of facilities of others on a continuing basis; hardware consultancy, software implementation - including design, development, and programming of customised systems; maintenance and repair of computers and peripheral equipment; news agency services - including provision of news, photographs, and feature articles to the media; and direct, non-bulk subscriptions to newspapers and periodicals".

3.1.1.2.8. Royalties and licence fees

The definition of this item is identical to the definition of *royalties and licence fees* of the *BPM5*, paragraph 260. It covers "the exchange of payments and receipts between residents and non-residents for the authorised use of intangible, non-produced, non-financial assets and proprietary rights (such as patents, copyrights, trademarks, industrial processes, franchises, etc.) and with the use, through licensing agreements, or produced originals or prototypes (such as manuscripts and films)".

3.1.1.2.9. Other business services

The coverage of this item is identical to the coverage of *Other business services* in the *BPM5* (paragraphs 261 to 264), except that the residual sub-item *services between affiliated enterprises, not included elsewhere* may include additional categories of transactions. It includes highly varied sectors such as: *merchandising and other trade-related services; operational leasing services; miscellaneous business, professional and technical services*.

In this publication, only statistical information concerning the global item *Other business services* is given.

3.1.1.2.10. Personal, cultural and recreational services

According to BPM5 (paragraph 265), this item comprises:

- *Audio-visual and related services* (comprising services and associated fees related to the production of motion pictures (on film or video tape), radio and television programs (live or on tape), and musical recordings. Included are receipts or payments for rentals; fees received by resident actors, directors, producers, etc. (or by non-residents in the compiling economy) for productions abroad; and fees for distribution rights sold to the media for a limited number of showings in specified areas. Fees to actors, producers, etc. involved with theatrical and musical productions, sporting events, circuses, etc. and fees for distribution rights (for television, radio, etc.) for these activities are included. Excluded are purchases (sales) of films, programs, recorded music, musical compositions and books);

- *Other personal, cultural and recreational services* (comprising other personal, cultural and recreational services such as those associated with museums, libraries, archives, and other cultural, sporting, and recreational activities. Also included are fees for services, including provision of correspondence courses, rendered abroad by teachers or doctors. Excluded are all expenditure by travellers on education and health).

3.1.1.2.11. Government services, not included elsewhere

In line with the *BPM5* (paragraph 266), this item represents "a residual category covering government service transactions (including those of international organisations) not contained in previous classifications.

Included are all transactions by embassies, consulates, military units, and defence agencies with residents of economies in which the embassies, etc. are located and all transactions with other economies. (Excluded are transactions with residents of the home countries represented by the embassies, consulates, etc.). Transactions in this category comprise those for goods and services (such as office supplies, furnishings, utilities, official vehicles and operation and maintenance, and official entertainment) and personal expenditures incurred by diplomats and consular staff and their dependents in the economies in which they are located. Also included in this category are transactions, subject to the same considerations as those in the preceding item, by other official entities (such as aid missions and government tourist,

information, and promotion offices) located in economies abroad. Included, as well, are transactions that are associated with general administrative expenditures, etc. and not classified elsewhere. In addition, transactions associated with aid services that are provided by non-military agencies, do not give rise to any payments, and have offsets in transfers are included in this category. Last, transactions associated with the provision of joint military arrangements and peacekeeping forces, such as those of the United Nations, are included in government services, n.i.e..

3.1.1.3. Income

This contains two main items: *compensation of employees* and *investment income*.

3.1.1.3.1. Compensation of employees

Compensation of employees records wages, salaries and other benefits, in cash or in kind, earned by individuals for work performed for economic units whose place of residence is different from their own (border workers, seasonal workers, employees of international organisations, etc.).

3.1.1.3.2. Investment Income

Investment income covers income which a resident entity derives from the ownership of external financial assets (credit) and income non-residents derive from their financial assets invested in the compiling economy (debit). This includes interest and dividends on direct, portfolio and other investment.

3.1.1.4. Current Transfers

Transfers cover international transactions in which goods, services, or financial items are transferred between the residents of one economy and the residents of foreign economies without something of economic value being received in return. *Current transfers* are broken down into two subcomponents: *general government* and *other sectors*.

• *General government current transfers*

Current transfers are recorded as general government transfers if the resident government is the receiver or sender. More specifically these transfers cover offsets to transactions between resident governments and international organisations (e.g., contributions to the budget of the European Union institutions), between resident governments and governments of foreign economies (cash transfers and gifts to/from other governments) and between resident governments and private non-residents (taxes, pension payments, etc.)

• *Other sectors current transfers*

The *other sectors' current transfers* cover transfers where resident individuals and resident non-governmental institutions are the senders or receivers. These include for example workers' remittances, residents' contributions to foreign social security schemes, etc.

3.2. Particularities of this publication

This is the first Eurostat *Geographical breakdown of the current account* publication to publish Member States' data in accordance with the new *Balance of Payments Manual (fifth edition)*, IMF 1993. However, since some Member States still have to adapt to the new requirements (BPM5 methodology and increased geographical breakdown detail), and in order to be able to produce a European Union total, this publication shows certain particularities which slightly deviate from the *BPM5*.

3.2.1. Breakdown of services

The classification published covers a wide range of the standard components for services of *BPM5* taking into account that flows are geographically broken down. Exceptions are:

The sub-items classified by mode of transportation: *passengers* (207 - sea, 211 - air, 215 - other transportation);

- *freight* (208 - sea, 212 - air, 216 - other transportation);

- *other* (209 - sea, 213 - air, 217 - other transportation).

The sub-items of *travel* (236): *business* (237) and *personal* (240).

The sub-items of *other business services* (268):

- *merchandise and other trade related services* (269);

- *operational leasing services* (272);

- *miscellaneous business, professional and technical services* (273).

The sub-items of *personal, cultural and recreational services* (287):

- *audio-visual and related services* (288);

- *other personal, cultural and recreational services* (289).

The main reason for not including these components is that several countries are not yet able to provide geographically broken down data for these items.

For practical reasons Eurostat has introduced two new items: the item *other services* (981) that groups all the services which are not *travel* or *transportation* and the item *services not allocated* (982) that groups all the services that Member States have not been able to allocate under *travel, transportation* or elsewhere.

In fact, the item *other services* (981) was needed to establish the link between the two periods, 1985 to 1991 under the methodological framework of *BPM4* and 1992 to 1994 under the new methodological framework of *BPM5* (even for this more recent period some countries provided data according to *BPM4*). The item *services not allocated* (982) was created, because for some Member States the sum of the amounts supplied for all sub-items of services did not add up to the given total for the aggregated item *services* (200).

3.2.2. Current and Capital account

Distinction between current and capital transfers

Since many countries have not yet been able to apply this distinction, they could not provide a current account, as defined in *BPM5*, excluding capital transfers. As a provisional option, Eurostat has created a so-called *current and capital account*.

Likewise Eurostat has provisionally included under the tables' heading *current transfers*, the *BPM4 unrequited transfers* for the period 1992 to 1994 for the USA, Japan and those Member States that did not make the distinction between current and capital transfers. This will be indicated for each country in the *section 4.2 "Deviation from the defined methodology for each reporting economy"*.

Thus the classification published presents, in addition to the *current account* heading defined as in *BPM5*, the heading *current + capital account*. This heading includes the two types of transfers together and corresponds to the *current account* as defined in *BPM4*.

For the period 1992 to 1994, European Union (EUR12 and EUR15) totals have been estimated for the two separate accounts. The estimated European Union current account (*BPM5*) total is published, but estimates for individual Member States that have not supplied the corresponding data are not published, unless otherwise has been indicated.

More detailed data will be published in future editions of this publication as they become available from reporting Member States.

Apart from the above mentioned exceptions. The overall structure of the tables in *chapter III* generally corresponds to the BPM5.

4. PRODUCTION ISSUES

4.1. Production process

Each year, the national banks or the national statistical offices provide Eurostat with data according to a set of questionnaires approved by all Member States and designed to fulfil *BPM5* requirements. These questionnaires are included in an internal document called the *Balance of Payments Vade mecum*. This document contains apart from the questionnaires, coding system, format and media details, deadlines and instructions on how data should be supplied.

Due to the transition period that all *BOP* compilers are going through and given the necessity to adjust current systems to the new *BPM5*, some countries are still not able to comply fully with the agreed Eurostat requirements. Thus, Eurostat has to apply several adjustments to the original data supplied by the Member States in order to harmonise and fill up missing information to produce a meaningful EU aggregate. The choice of items and partner zones to be published have been decided according to the information available in the majority of Member States or in the Member States which have highest specific weight in the whole of the EU Balance of Payments.

The main steps between the reception of data and publication are the following:

◆ Step 1: Data receiving process

Eurostat usually receives data under two types of format: Bopsta (EDIFACT¹ message) and spreadsheets or text files. For this publication most countries have used the Bopsta format via E-mail for the first time, which created some starting up problems.

With the data, some Member States provided a letter explaining data particularities. This is very useful for the harmonisation process since all the special characteristics of each country can be taken into account. At the same time Eurostat compiles all the available information from other institutions'

publications and from Eurostat's Quarterly and Foreign Direct Investment publications.

◆ Step 2: Checking process of the input data

Several sorts of consistency data checks are carried out by Eurostat:

- Internal checks: data are checked at aggregated level concerning geographical zones and items;
- External checks: data are compared with national publications and with quarterly data received by Eurostat; consistency with *BPM5* is also checked to facilitate the eventual harmonisation.

On the basis of the checking report generated by Eurostat, problems found vis-à-vis the Member States and proposed solutions are discussed with each Member State.

Sometimes the Member States prefer to make a new sending corresponding to all or part of the data or provide complementary information to solve the problems.

According to the assented bilateral agreement Eurostat can face the next step.

◆ Step 3: Harmonisation, correction and estimation process

For each Member State original data are adjusted to obtain harmonised and comparable data series (across countries and through time). The purpose is to calculate the European Union (EUR12/EUR15) aggregates. These changes consist mainly of:

- Item reclassification;
- Production of estimates for missing data based on the data of the other Member States: either by directly using mirror figures, or by using the average structure of Member states which provide relevant information;
- Production of estimates based on previous or subsequent series.
- Corrections to bring as far as possible original data in line with *BPM5*.

Breakdown by partner zones:

On this subject, Member States provided somewhat dissimilar information with respect to both quantity and quality.

¹ Electronic Data Interchange For Administration, Commerce and Trade

The overall rule which was observed in the entire study was to preserve consistency with the Eurostat current flows estimates concerning partners World, Intra EUR15/12, Extra EUR15/12, USA and Japan which were published in the publication "International trade in services, EU 1985-1994, Eurostat 1996".

In addition, certain missing partner zones have been reconstituted by different methods.

- Reconstitution from details provided in the questionnaire for countries making up the missing zones - (this is the most frequent case).
- Reconstitution from available data, either from other Eurostat BOP questionnaires, or from previous series, or still from subsequent series. In this last case, Eurostat generally extrapolates the previous series, or retroplotes the subsequent series.
- Reconstitution from data available in other Member States.
- Reconstitution from data available in national publications.
- Reconstitution from data available in international publications: Eurostat (complementary sources such as external trade), OECD, IMF, WTO...

After this stage of harmonisation, correction and estimation checks are carried out again.

The whole set of raw data obtained from the Member States is nevertheless largely sufficient to obtain correct estimates. However certain countries have a restricted breakdown by partner zones (See III.2.3 Data availability).

Details of corrections/estimates are provided in the methodology of each reporting economy (section 4.2.).

◆ **Step 4: Preparing the reports for data validation:**

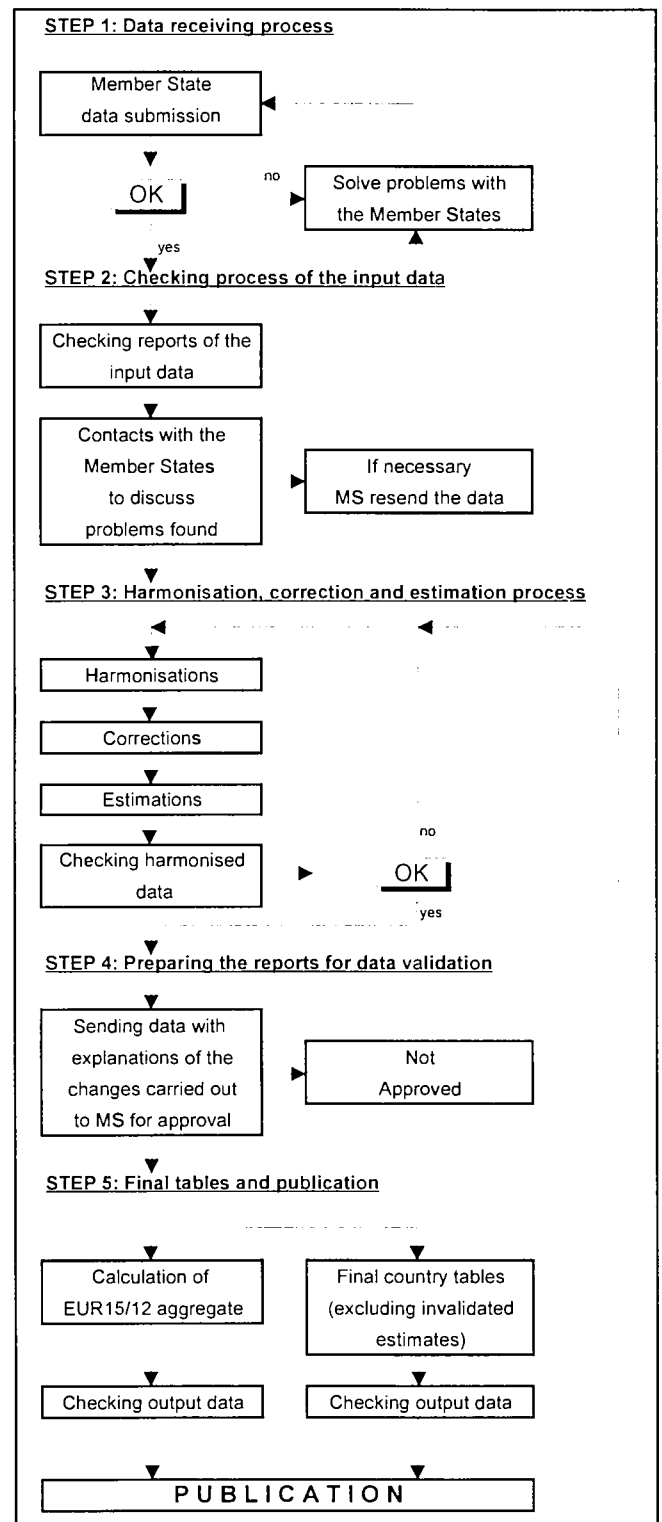
The tables to be published are sent to each Member State for approval. These tables are sent with a report containing a detailed explanation (including examples) of the corrections and estimates carried out. Transparency is thus a constant objective during the entire production process.

Eurostat receives within a set deadline the official approval from the national BOP compilers. If there is only a partial approval Eurostat publishes under the country caption only what has been agreed upon by the Member State. Other estimates for the EUR15/EUR12 aggregate are published in order to provide a complete set of EUR15/EUR12 figures.

◆ **Step 5: Final tables and publication**

After converting the data into *ecus* using the yearly average exchange rates, EUR15/EUR12 aggregates are calculated and tables by country excluding invalidated estimates (step 4) are prepared to be published.

Finally, before publishing the data a further check is performed.



4.2. Deviation from the defined methodology for each reporting economy

This section presents for each EU Member State the European Union Institutions, the USA and Japan the deviations from the defined methodology.

These include the estimates and corrections carried out by Eurostat for harmonisation purposes. Most of them are printed under the countries headers, (tables III.6. to III.22.). Those estimates which are not published have been used solely to produce the EUR12/15 aggregates. The latter case will be signalled in the text.

A complete list of all modifications concerning the methodology of each reporting economy appears in the publication "*International trade in services, EU, 1985-1994*; Eurostat 1996". The above publication explains with rather more detail the operations of harmonisation, correction and estimation of current account flows. The only ones described here, are those which have an effect on the evaluation of the items of the current account included in this publication, and those affecting the assessment of the geographical breakdown of current account flows.



Belgium and Luxembourg

National data provider:

Banque Nationale de Belgique (BNB)
Institut Monétaire Luxembourgeois (IML)

New data provided to Eurostat: 1994

Revised data provided to Eurostat: 1992 to 1993

Methodology applied at national level: BPM4

The *Banque Nationale de Belgique* (BNB) furnished Eurostat with the 1995 balance of payments data which follows the BPM5 methodology. These data cover nearly all the item detail requested by Eurostat. Eurostat has used 1995 information as far as possible to estimate missing items and to correct existing items.

List of items for which an estimation/correction has occurred for harmonisation purposes (1991 to 1994):

205 - Transportation :

Transportation services were not broken down into types of transportation by BLEU. Eurostat has estimated the breakdown of these services by obtaining the size of *air*, *sea* and *other transportation* in total *transportation* from BLEU's 1995 balance of payments figures and applying this structure to the 1992 to 1994 figures.

253 - Insurance services:

Reported *insurance services* were recorded on a gross basis. The service component of *insurance services* was obtained from the BNB and applied to the gross figures of *insurance* in order to obtain the net figure for *insurance services*. The remaining part of gross *insurance services* has been recorded under *private current transfers*.

245 - Communications services;

262 - Computer and information services:

Eurostat has estimated these items by obtaining the size of each item in total *services* (200) from the 1995 balance of payments figures of BLEU. These ratios were then applied to *services* for the years 1992 to 1994.

268 - Other business services:

One of the sub-items of *other business services* (268) is *merchanted* (see annex 3) and although it is not included in this publication it was the object of a correction that affected the aggregated item 268.

Merchandising, which was recorded on a gross basis, was converted into a net figure since it is the service component of *merchandising* which should be recorded. This operation has had the effect of reducing the flows of *merchandising* (and those of *other business services*) and of the *current account* whilst keeping the balance unchanged.

■ 310 - Compensation of employees:

The geographical breakdown of *compensation of employees* (310) for BLEU was estimated for all partner zones except the World and the Intra and Extra EUR12/15 zones, by using the average size of each partner zone in the Extra EUR12 economic zone for *compensation of employees* of other Member States.

■ This symbol in front of an item means that the estimation is used for the European Union aggregate calculation only and not printed in the country tables.

379 - Current transfers

Current transfers have been augmented by that part of the gross figure for *insurance services* which is not included in the service component. Further, reported *current transfers* included *capital transfers*. Eurostat corrected this item to exclude *capital transfers* by using BLEU's 1995 balance of payments data.

On the debit side, the *capital account* was obtained as the proportion of *public* and *private capital* in *total transfers*. The *government sector current transfers* were calculated to be the reported *government sector current transfers* less the proportion of *government capital* in *total capital transfers* for 1995 times the estimated *capital account* (994).

The *private sector current transfers* were calculated to be the reported *private sector current transfers* less the proportion of *private capital* in *total capital transfers* for 1995 multiplied by the estimated *capital account* (994).

On the credit side, all *government sector capital transfers* have been assigned to the European Union Institutions partner zone since Eurostat believes the majority of the *capital transfers* would be with these entities.

Private capital transfers are assigned to all partner zones except the European Union Institutions.

The subtraction of *capital transfers* from *current transfers* has had the effect of reducing the *current account* flows and balance by an amount equal to the *capital account*.

993 - Current account:

Since *merchandise* has been put in net terms, the flows of the *current account* have changed. Further, the subtraction of *capital transfers* from *current transfers* has reduced the flows and the balance of the *current account*.



Denmark

National data provider: Statistics Denmark

New data provided to Eurostat: 1994

Revised data provided to Eurostat: 1993

Methodology applied at national level: BPM4

The data concerning the year 1992 correspond to historical data converted from *BPM4* to *BPM5* (correspondence table in *annex 4*).

List of items for which an estimation/correction has occurred for harmonisation purposes (years 1993 and 1994):

Data were recorded under the recommendations of the *BPM4* and not under the *BPM5* by Denmark. Therefore, Eurostat has made the correspondence from the *BPM4* to the *BPM5*.

206 - Sea transport;

210 - Air transport;

214 - Other transportation:

The items 206 and 210 have been increased by the amounts relating to the estimated items *supporting, auxiliary and other services by sea transport* (209) and *supporting, auxiliary and other services by air transport* (213). The item 214 has been decreased by the amounts relating to items 209 and 213.

253 - Insurance:

This item has been recalculated by Eurostat in order to obtain the service component of services in insurance. The procedure followed was to set the credit side to *premiums received* minus the *indemnities paid* by residents and to set the debit side to the *premiums paid* minus the *indemnities received* by non-residents.

Eurostat has assumed that only the net value with the World is correct. Using the information given in the *Insurance Enterprise Statistics report* (Eurostat and Directorate General XV of the European Commission¹) the service component of the insurance item on the credit side is around 29% of the gross credit flow for Denmark. Taking this into account and in order to keep the balance with the World unchanged, Eurostat has subtracted from the debits the same amount subtracted from the credits.

268 - Other business services

One of the sub-items of *other business services* (268) is *merchandise* (see *annex 3*) and although it is not included in this publication it was the object of a correction that affected the aggregated item 268.

Merchandise was reported by Denmark on a gross basis. It has been recalculated, because it is considered that the value of this service is the profit or loss on the transaction, i.e. the difference between the purchase price and the resale price. The operation

¹ Internal market and financial services

used was to place the net value on the credit side and zero on the debit side. The final purchaser is taken to be the only party paying for the service. The geographical breakdown of the balance with the World is therefore calculated pro rata on the basis of the gross credits.

This operation has had the effect of changing the flows of merchanting (and those of *other business services*) and of the *current account*.

245 - Communications services;

262 - Computer and information services:

These items have been estimated by multiplying item *other - miscellaneous business, professional and technical services* (see annex 3) by the average proportion of each of them in the sum 245+284+262+272 (*item 272 is operational leasing*¹) for 1993 and 1994 for Germany, Spain, Italy and United Kingdom for both flows, credits and debits. The estimation has been applied for the World, Intra EUR12, USA and Japan.

379 - Current Transfers:

Reported *current transfers* (379) included *capital transfers*. Eurostat has estimated *capital transfers* and deducted these from reported *current transfers*. This operation has had the effect of changing the flows and the balance of the *current account*.

The estimation of *capital transfers* were carried out as follows:

- The credit flow of the *capital transfers* with Intra EUR12 as partner was obtained by using the proportion of *capital transfers* (debit) from the European Union Institutions' balance of payments accounts and by applying this coefficient to the total government transfers of Denmark (3% in 1993 and 6% in 1994). The *private total transfers* were not disaggregated into *capital* and *current* due to a lack of information and have therefore been recorded by Eurostat under *current transfers*. The World figure for *capital transfers* is equal to the Intra EUR12 figure because it has been assumed that there are no government capital transfers outside the European Union Institutions.

- The debit flow of the *capital transfers* with the World as partner was obtained by applying the proportion of *capital transfers* in total transfers for other Member

States (Austria, BLEU, Germany, Italy, Portugal, Spain and the United Kingdom). This proportion equalled 0.8% in 1993 and 0.5% in 1994.

993 - Current Account:

Due to the putting in net of *insurance* and *merchanting* and due to the subtraction of the estimated *capital transfers*, the flows and balance of the *current account* have changed.

Geographical breakdown issues

The geographical breakdown sent is very far removed from what Eurostat required. Only the World, USA, Japan and Intra EUR12 as partner zones have been taken into account. Extra EUR12 has been calculated as the difference between the World and Intra EUR12. Therefore, Extra EUR12 includes a part of the World not allocated.

■ The Intra EUR15 geographical zone for Denmark was estimated by using the average ratio of Intra EUR15 to Intra EUR12 for other Member States. The extra zone was calculated as the difference between the World figure and the Intra EUR15 figure. The geographical breakdown for all the remaining geographical zones (all zones except for the World, Intra and Extra EUR12/15, USA and Japan) was estimated by using the average size of each geographical zone in the Extra EUR12 for other Member States.

■ List of items for which an estimation/correction has occurred for calculating the European Union aggregate (1992):

Denmark's data come from the Eurostat "*International Trade in Services, EUR12: 1984-93*" and "*Geographical Breakdown of the Current Account, EUR12: 1984-93*" publications which were published in the *BPM4* manual format. The data were converted to the *BPM5* format by using a correspondence table (provided in annex 4). Some gaps have remained for which an estimation was required in order to calculate the European Union aggregate.

■ 206 - Sea transport;

■ 210 - Air transport;

■ 214 - Other transportation:

The items 206 and 210 have been increased by the amounts relating to the estimated items *supporting, auxiliary and other services by sea transport* (209) and *supporting, auxiliary and other services by air transport* (213). The item 214 has been decreased by the amounts relating to items 209 and 213.

■ This symbol in front of an item means that the estimation is used for the European Union aggregate calculation only and not printed in the country tables.

¹ See annex 3

■ **245 - Communications services;**

■ **262 - Computer and information services:**

These items were estimated for Denmark by using the average size of each item in *other services (981)* for Denmark in 1993. The geographical breakdown for Intra/Extra EUR12/15 is based on the geographical breakdown of 1993. The data for the USA and Japan was obtained by using the size of these zones in Extra EUR12 in 1993. The geographical breakdown for other partner zones of Denmark was obtained by using the structure observed in 1993.

■ **379 - Current transfers;**

■ **993 - Current account;**

There is not a *current account (993)* but only a *current and capital account (010)*. The *capital transfers* were estimated by multiplying the *current transfers (379)* which includes *capital transfers* by the proportion of *capital transfers* in *current* and *capital transfers* observed in 1993. This operation was applied for the World figure. The geographical breakdown of the *current transfers* was obtained by using the breakdown observed in 1993 and the *current account* was recalculated excluding *capital transfers*.



Germany

National data provider: Deutsche Bundesbank

New data provided to Eurostat: 1994

Revised data provided to Eurostat: 1992 to 1993

Methodology applied at national level: BPM5

List of items for which an estimation/correction has occurred for harmonisation purposes (1992 to 1994):

■ **236 - Travel:**

■ **287 - Personal, cultural and recreational services:**

Travel has been decreased by the amounts relating to sub-item *other personal, cultural and recreational services (289)* (see *annex 3*). This sub-item is not provided by Germany but it is believed to be included

in the item *travel*. It was estimated by using the size of this item in item 236 for France. The geographical breakdown of this item for Germany was estimated by using the size of each partner zone in the World for *travel*, to the World estimate of item 289. The estimated item was then deducted from the *travel* item. The item 287 has been decreased by the amount relating to sub-item 289.

320 - Investment income:

Investment income has been decreased by the amounts relating to *reinvested earnings*. Although the *BMP5* states that including these is correct, only a minority of Member States have followed this rule. Hence, to make the figures comparable between Member States, it has been excluded. The value of *reinvested earnings* was obtained from the questionnaire replies that Germany sends to Eurostat's Foreign Direct Investment department. This correction affects both the flows and the balance of *investment income*.

993 - Current account:

Due to the subtraction of *reinvested earnings*, the flows and balance of the *current account* have changed by an amount equal to the *reinvested earnings*.

Geographical breakdown issues

F6 - Other Asian countries :

The reported value of *goods (100)* for this geographical zone included the value of Extra EUR15 *not allocated (Z8)*. Eurostat has excluded this value from the other *Asian countries* geographical zone at the request of Germany.



Greece

National data provider: Bank of Greece

New data provided to Eurostat: 1993 to 1994

Revised data provided to Eurostat: None

Methodology applied at national level: BPM4

The data concerning the year 1992 correspond to historical data converted by Eurostat from *BPM4* to *BPM5* (correspondence table in *annex 4*).

■ This symbol in front of an item means that the estimation is used for the European Union aggregate calculation only and not printed in the country tables.

List of items for which an estimation/correction has occurred for harmonisation purposes (1993 to 1994):

100 - Goods:

The reported value for *goods* with the World as partner for 1993 did not equal the sum of the partner zones Intra EUR12, Extra EUR12 and *World not allocated*. The difference was added to the partner zone Extra EUR12 since Eurostat believes that it is the Extra EUR12 partner zone which tends to be the most difficult to obtain and that the reallocation of the World figure was incorrect.

205 - Transportation:

Reported *transportation* services between Greece and Intra EUR12 and EUR15 have been calculated by Greece in such a way that transportation has been considerably underestimated. Eurostat used bilateral data to construct the Intra EUR12 and EUR15 figures.

Eurostat believes that Greece has significantly underestimated the Extra EUR12 and Extra EUR15 *transportation* item. Eurostat corrected this item by applying the share of Extra EUR12/15 in Intra and Extra EUR12/15 *transportation* for other Member States to the Greek figure.

The transportation figures vis-à-vis Japan and the USA were estimated by obtaining the average size of these partner countries in the Extra EUR12 and EUR15 figures for other Member States.

Reported *transportation* services were not disaggregated into the different modes of transportation, namely *sea transport* (206), *air transport* (210) and *other transportation* (214).

Eurostat estimated this breakdown by using the figures from other Member States. The Intra EUR12 and EUR15 figures were calculated by using the structure of the bilateral flows between some Member States and Greece.

The Extra EUR12 and EUR15 figures were calculated by using the structure of the flows of some Member States with the Extra EUR12 and EUR15 zones.

236 - Travel:

The figure Greece provided for *travel* is believed to be underestimated on the credit side. Eurostat has therefore augmented the Intra EUR12 and EUR15 credit flows by using bilateral data from other Member States. The Extra EUR12 and EUR15 figures were kept unchanged.

253 - Insurance services:

Reported *freight insurance* (255) and *auxiliary insurance services* (258) have been summed up by Eurostat to equal *insurance services*. The sum of the Intra, Extra EUR12 (or EUR15) and *World not allocated* partner zones did not equal the World partner zone. Eurostat corrected this by adding the difference to the Extra EUR12 (or EUR15) partner zones.

249 - Construction services;

260 - Financial services;

262 - Computer and information services:

These items were estimated by using the average size of each item in *services not allocated* (defined for Greece as the sum of items 249, 260, 262, 271, 272, 274, 278, 279, 280, 281, 284, 285 and 289)¹ for other Member States. The estimated amounts attributed to each item were then deducted from the item *services not allocated* (982).

268 - Other business services:

One of the sub-items of *other business services* (268) is *merchandising* (see annex 3) and although it is not included in this publication it was the object of a correction that affected the aggregated item 268.

Merchandising, which was recorded on a gross basis, was converted into a net figure since it is the service component of *merchandising* which should be recorded. This operation has had the effect of reducing the flows of *merchandising* (and those of *other business services*) and of the *current account* whilst keeping the balance unchanged.

982 - Services not allocated:

This item was calculated by Eurostat. Greece provided a figure for the item *goods, services and income* (992). Therefore, it should follow that the sum of the items *goods* (100), *services* (200) and *income* (300) equal the aforementioned item 992. However, a discrepancy existed which Eurostat has attributed to *services not allocated*. It is from this pool of unallocated data that Eurostat estimated the services which were not provided by Greece.

379 - Current transfers:

Reported *current transfers* included *capital transfers*. Eurostat has estimated *capital transfers* and deducted these from reported *current transfers* and placed them under the caption *current account* (993). This

¹ See annex 3

operation has had the effect of changing the flows and the balance of the *current account*.

On the credit side, the *government current transfers* equal the original *government current transfers* minus the *capital transfers* (which refers purely to *government capital transfers*). On the debit side, the *current transfers* were split between *government and private transfers* by using the proportion of the *original government and private transfers* in the *original total transfers*.

Capital transfers were estimated as follows:

- The credit flow of *capital transfers* with the World as partner was calculated by obtaining the proportion of *capital transfers* (debit) in total transfers (debit) from the European Union Institutions' balance of payments accounts and by applying this coefficient to total *government transfers* of Greece. The *private total transfers* were not disaggregated into *capital and current* due to a lack of information and have therefore been recorded by Eurostat under *current transfers*.

- The debit flow of *capital transfers* with the World as partner was obtained by applying the proportion of *capital transfers* in total transfers for other Member States.

993 - Current account:

Due to the putting in net of *merchandising services*, the correction of *transportation and travel* and the subtraction of the estimated *capital transfers*, the flows and balance of the *current account* have changed.

Geographical breakdown issues

Greece provided a geographical breakdown which varied for certain items. Eurostat was only able to use the geographical partner zones Intra and Extra EUR12 and EUR15, USA and Japan.

The World figure for 1994 was not provided and Eurostat calculated it as the sum of Intra and Extra EUR12.

Greece did not provide a value for Intra and Extra EUR15 for 1993 data. Eurostat has calculated Intra EUR15 for 1993 by applying to the Intra EUR12 figure for 1993, the ratio of Intra EUR15 to the Intra EUR12 figure for the 1994 data. The Extra EUR15 was calculated as the difference between the World figure and the estimated Intra EUR15 figure.

Greece only provided the *current account* item for the partner countries Japan and the USA for 1993. Eurostat has broken the *current account* down into its sub-items by applying the same structure as the one Greece provided for 1994 data.

■ The geographical breakdown for all the remaining geographical zones (all zones except for the World, Intra and Extra EUR12/15, USA and Japan) was estimated by using the average size of each of geographical zone in the Extra EUR12 for other Member States.

■ **List of items for which an estimation/correction has occurred for calculating the European Union aggregate (1992):**

Greece's data come from the Eurostat "*International Trade in Services, EUR12: 1984-93*" and "*Geographical Breakdown of the Current Account, EUR12: 1984-93*" publications which were published in the *BPM4* format. The data were converted to the *BPM5* format by using a correspondence table (provided in *annex 4*). Some gaps have remained for which an estimation was required in order to calculate the European Union aggregate.

■ 205 - Transportation:

The breakdown of *transportation services (205)* was obtained by using the average breakdown observed in 1993-94.

■ 245 - Communications services;

■ 249 - Construction services;

■ 253 - Insurance services;

■ 260 - Financial services;

■ 262 - Computer and information services;

■ 266 - Royalties and licence fees;

■ 268 - Other business services:

These items were estimated for Greece by using the average size of each item in *other services (981)* for Greece over the period 1993-94. Once the aggregate item (981) was obtained, it differed from the reported aggregation. This difference was redistributed proportionally over the sub-items so that the aggregate figures remains unchanged. The geographical breakdown for Intra/Extra EUR12/15, USA and Japan is based on the geographical breakdown of 1993.

■ This symbol in front of an item means that the estimation is used for the European Union aggregate calculation only and not printed in the country tables.

■ **379 - Current transfers;**

■ **993 - Current account:**

There is not a *current account* (993) but only a *current and capital account* (010). The *capital transfers* were estimated by multiplying the *current and capital transfers* by the proportion of *capital transfers* in *current and capital transfers* observed in 1993. This operation was applied for the World figure. The geographical breakdown of the *current transfers* was obtained by using the breakdown observed in 1993 and the *current account* was recalculated. The *capital account* was calculated as the sum of *capital transfers* and the *current account* was recalculated to exclude capital transfers.



Spain

National data provider: Banco de España

New data provided to Eurostat: 1994

Revised data provided to Eurostat: 1992 to 1993

Methodology applied at national level: BPM5

List of items for which an estimation/correction has occurred for harmonisation purposes (period 1992 to 1994):

268 - Other business services:

One of the sub-items of *other business services* (268) is *merchandising* (see *annex 3*) and although it is not included in this publication it was the object of a correction that affected the aggregated item 268.

Merchandising was recorded on a gross basis. It has been recalculated in order to consider that the value of this service is the profit or loss on the transaction, i.e. the difference between the purchase price and the resale price. The operation used was to place the net value on the credit side and zero on the debit side. The final purchaser is taken to be the only party paying for the service. The geographical breakdown of the balance with the World is therefore calculated pro rata on the basis of the gross credits. This operation has had the effect of reducing the flows of *merchandising* (and those of *other business services*) and of the

current account whilst keeping the balance unchanged.

Geographical breakdown issues

Spain has provided all the geographical breakdown required by Eurostat.

■ The geographical breakdown for Spain corresponding to *other European countries*, the Czech Republic, Hungary, Poland, Russia, Turkey, Africa, North Africa, Morocco, Other African Countries, America, Canada, central American countries, south American countries, Argentina, Brazil, Asia, near and middle east countries, other near and middle east countries, other Asian countries, China, India, Australia Oceania and other, Australia, New Zealand, international organisations, OECD countries, central and eastern Europe countries, NAFTA, ACP countries, OPEC, Mediterranean basin, Maghreb countries, Mashrek countries, NICS1, NICS2A, NICS2LA, Asean and CIS countries, for 1992 and 1993 have been estimated by using the structure of the geographical breakdown given for 1994 by Spain. Trade with *international organisations* (7Z) was estimated on the basis of the geographical structure of other Member States.



France

National data provider: Banque de France

New data provided to Eurostat: 1994

Revised data provided to Eurostat: None

Methodology applied at national level: BPM5

The data concerning the years 1992 and 1993 correspond to historical data converted from *BPM4* to *BPM5* (correspondence table in *annex 4*).

The "Banque de France" has provided data to Eurostat with and without *accrual coupons*. Eurostat has decided to take into account and only publish data with *accrual coupons*.

For 1992 and 1993, the amounts for item *current transfers* have not changed in relation to the historical data available because they corresponded already to the *current transfers* only and not to *BPM4 unrequited transfers* (*Current + Capital transfers*).

■ This symbol in front of an item means that the estimation is used for the European Union aggregate calculation only and not printed in the country tables.

List of items for which there are remarks or for which an estimation/correction has occurred for harmonisation purposes (year 1994):

982 - Services not allocated:

The *other goods and services not allocated* (French "OGS": *Other goods and services*) have been assigned by Eurostat to item 982 and deducted from the aggregated item *goods and services* where it was assigned previously by France in order to be coherent with the adopted classification and questionnaires. This procedure has been accepted by France. All the amount of the OGS were recorded only for the World.

For the geographical breakdown Eurostat has applied the structure of the *Goods and Services* item. As the amount relating to the OGS was not broken-down geographically, when Eurostat has recalculated the aggregated items, the flows of the *current account* have changed except for the World.

379 - Current transfers:

Although the *BPM5* requires a disaggregation of *capital and current transfers* in order to estimate the *current account*, France did not provide a complete breakdown. In fact, France has only recorded under the *capital account* the *debt forgiveness* and the *acquisition/disposal of non-produced, non financial assets*. The rest of the amount has been recorded under the *current transfers* caption and Eurostat has applied the following procedure to estimate it:

For the sub-item *general government transfers* the breakdown has been estimated by using the figures published by Eurostat in *Balance of Payments of the European Community Institutions (1994)* which detail such a breakdown. *General government capital transfers* represent 9.78% for 1994 of *total (capital and current) general government transfers*. For the sub-item *private current transfers*, the structure of other Member States (Spain and Germany for 1993 and 1994) has been used for the breakdown. The ratio of *private current transfers to total transfers (capital and current, government and private)* equals 25,60% and 20,89% for credits and debits respectively over the period 1993 and 1994 using a simple arithmetic mean. These coefficients have been applied to total French transfers to obtain *private current transfers*. *Capital private transfers* were obtained by subtracting the former from the French total private transfers. This procedure has been carried out to estimate 1994.

993 - Current account:

Due to the above breakdown of *transfers*, the flows and balance of the *current account* have been changed by an amount equal to the estimated *capital transfers*.

010 - Current + capital account:

Due to the identification of one part of the *capital transfers* by France, this item (010) is not equal to the original *current account* given by France (as it is the case for all other Member States that have not provided the breakdown and included all transfers under the *current account*).

France provided figures for the *capital account* which did not encompass all *capital transfers*. Eurostat therefore estimated the rest of *capital transfers* which were then deducted from *current transfers*. Item (010) equals the sum of the original *current account* and that part of the capital account provided by France.

Geographical breakdown issues

France has provided all the geographical breakdown required by Eurostat.

■ Trade with *International organisations (7Z)* was estimated on the basis of the geographical structure of other Member States.

■ **List of items for which an estimation/correction has occurred for calculating the European Union aggregate (1992 to 1993):**

France's data come from the Eurostat "*International Trade in Services, EUR12: 1984-93*" and "*Geographical Breakdown of the Current Account, EUR12: 1984-93*" publications which were published on the *BPM4*. The data were converted to the *BPM5* format by using a correspondence table (provided in *annex 4*). Some gaps have remained for which an estimation was required in order to calculate the European Union aggregate.

■ **206 - Sea transport;**

■ **210 - Air transport;**

■ **214 - Other transportation:**

The items 206 and 210 have been increased by the amounts relating to the estimated items *supporting, auxiliary and other services by sea transport (209)* and *supporting, auxiliary and other services by air transport (213)*. The item 214 has been decreased by the amounts relating to items 209 and 213.

■ This symbol in front of an item means that the estimation is used for the European Union aggregate calculation only and not printed in the country tables.

■ **262 - Computer and information services;**

■ **287 - Personal, cultural and recreational services:**

These items were estimated for France by using the average size of each item in *other services (981)* for France in 1994. The geographical breakdown for Intra/Extra EUR12/15 of the newly estimated items is based on the geographical breakdown of 1994. The geographical breakdown of the corrected items is based on the geographical breakdown observed before the changes made. The breakdown of transportation for the USA and Japan was obtained by using the structure observed in 1994. *Other services (981)* with Japan for France in 1992 and 1993 are considered by Eurostat to have been significantly overvalued on the debit side. These were corrected by using the figures published in the Banque de France's balance of payments publication. The breakdown of the item *other services* was estimated by using the breakdown observed in 1994, the only exception was for *government services (291)* which was provided.

■ **Geographical breakdown issues**

The geographical breakdown for all the remaining zones (all zones except the World, Intra and Extra EUR12/15, USA and Japan) of France was obtained by applying the breakdown observed in 1994.



Ireland

National data provider: Central Statistical Office (CSO)

New data provided to Eurostat: 1994

Revised data provided to Eurostat: 1993

Methodology applied at national level: BPM5

The data concerning the year 1992 correspond to historical data converted by Eurostat from *BPM4* to *BPM5* (correspondence table in *annex 4*).

List of items for which an estimation/correction has occurred for harmonisation purposes (1993 to 1994):

100 - Goods:

Ireland provided *goods* on a *f.o.b* and *c.i.f* basis for credits and debits respectively. Eurostat has converted the debit side to a *f.o.b* basis by using the figures from the *Balance of Payments statistics yearbook*, IMF, 1995.

205 - Transportation:

Following from the correction of goods from a *c.i.f* to *f.o.b* basis, *transportation* has been affected. Further, *transportation* has been corrected to exclude *freight insurance*. The figures were obtained from the *Balance of Payments statistics yearbook*, IMF, 1995.

Reported transportation services were not disaggregated into the different modes of transportation, namely *sea transport (206)*, *air transport (210)* and *other transportation (214)*. They have been obtained by summation of their sub-items (see *annex 3*) which have been estimated as follows:

Transportation has been subdivided into *passenger transport on sea (207)*, *freight transport on sea (208)*, *passenger transport by air (211)*, *freight transport by air (212)* and *other transportation (214)* by using a structure sent by Ireland for the period 1979-1984.

The items *supporting, auxiliary and other transportation services* on sea (209) and by air (213) were estimated by applying the proportion of these services in *other transportation (214)* for other Member States.

245- Communications services;

249 - Construction services:

These services were estimated by Eurostat by applying the average size of these items in *other services (981)* for other Member States to Ireland's reported *other business services* excluding *royalties and licence fees (266)*.

253 - Insurance:

The value of *insurance services* was obtained from the "*Balance of Payments statistics yearbook*, IMF, 1995". This value refers to *freight insurance* and was included by Ireland in transportation.

■ This symbol in front of an item means that the estimation is used for the European Union aggregate calculation only and not printed in the country tables.

260 - Financial services;

262 - Computer and information services:

These services were estimated by Eurostat by applying the average size of these items in *other services (981)* for other Member States to Ireland's reported *other business services* excluding *royalties and licence fees (266)*.

266 - Royalties and licence fees:

The figure for *royalties and licence fees* was obtained from the "*Balance of Payments statistics yearbook, IMF, 1995*". Eurostat has deducted this amount from Ireland's reported *other business services (268)* item.

268 - Other business services:

Other business services sent by Ireland was reclassified by Eurostat as item *other services (981)* since it encompassed *communications services (245)*, *construction services (249)*, *financial services (260)*, *computer services (262)* *royalties and licence fees (266)*, *merchandising (270)*, *other trade related services (271)*, *operational leasing (272)*, all the items of *miscellaneous business, professional and technical services (273)* and *personal, cultural and recreational services (287)*. All of these individual items except for *royalties and licence fees (266)* were estimated by using the average size of each item in the sum of all the items for other Member States.

287 - Personal, cultural and recreational services:

These services were estimated by Eurostat by applying the average size of this item in *other services (981)* for other Member States to Ireland's reported *other business services* excluding *royalties and licence fees (266)*.

Geographical breakdown issues

■ Trade with *international organisations (7Z)* was estimated on the basis of the geographical structure of other Member States. The geographical breakdown for all the geographical zones excepted the *World* and *International Organisations* have been based on the geographical breakdown of *goods*, as supplied by Ireland.

■ List of items for which an estimation/correction has occurred for calculating the European Union aggregate (1992):

Ireland's data come from the Eurostat "*International Trade in Services, EUR12: 1984-93*" and "*Geographical Breakdown of the Current Account, EUR12: 1984-93*" publications which were published in the *BPM4* format. The data were converted to the *BPM5* format by using a correspondence table (provided in *annex 4*). Some gaps have remained for which an estimation was required in order to calculate the EU aggregate.

■ 205 - Transportation:

The breakdown of *transportation services (205)* was obtained by using the average breakdown observed in 1993 and 1994.

■ 245 - Communications services;

■ 249 - Construction services;

■ 253 - Insurance services;

■ 260 - Financial services;

■ 262 - Computer and information services;

■ 266 - Royalties and licence fees;

■ 268 - Other business services;

■ 287 - Personal, cultural and recreational services:

These items were estimated for Ireland by using the average size of each item in *other services (981)* for Ireland over the period 1993-94. Once the aggregate item (981) was obtained, it differed from the reported aggregate item. This difference was redistributed proportionally over the sub-items so that the aggregate figure remains unchanged. The geographical breakdown for Intra/Extra EUR12/15, USA and Japan is based on the geographical breakdown of 1993.

■ 379 - Current transfers;

■ 993 - Current account;

There is not a *current account (993)* but only a *current and capital account (010)*. The *current transfers* were estimated by multiplying the *current and capital transfers* by the proportion of *current* in *current and capital transfers* observed in 1993. This operation was applied for the World figure. The geographical breakdown of the *current transfers* was obtained by using the breakdown observed in 1993 and the *current account* was recalculated.

■ This symbol in front of an item means that the estimation is used for the European Union aggregate calculation only and not printed in the country tables.



Italy

National data provider: Ufficio Italiano dei Cambi and Banca d'Italia.

New data provided to Eurostat: 1994

Revised data provided to Eurostat: 1992 to 1993

Methodology applied at national level: BPM5 partially .

List of items for which an estimation/correction has occurred for harmonisation purposes (period 1992 to 1994):

253 - Insurance:

This item has been calculated by Eurostat in net terms in the following way: the credit side corresponds to *premiums received* minus the *indemnities paid* by residents and the debit side corresponds to the *premiums paid* minus the *indemnities received* by non-residents.

Eurostat has assumed that the flows provided under *insurance* were gross flows (credit: premiums received + claims received; debit: premiums paid + claims paid). In order to keep the balance provided under this item unchanged (therefore keeping the balance of the *current account* unchanged), a correction was applied in order to obtain *Insurance* in net terms as defined above. This correction was the deduction from the provided *insurance* flows of *gross claims received* and *gross claims paid* (memorandum item provided by Italy).

The result is an estimated part of services in insurance of around 30-40% of the gross figures provided for 1992, 1993 and 1994.

This same correction was applied to *insurance* for all geographical partner zones given by Italy for 1992, 1993 and 1994.

268 - Other business services:

One of the sub-items of *other business services* (268) is *merchanted* (see annex 3) and although it is not included in this publication it was the object of a correction that affected the aggregated item 268.

Merchandising was recorded on a gross basis. It has been recalculated in net terms from 1992 to 1994, because it is considered that the value of this service is the profit or loss on the transaction, i.e., the difference between the purchase price and the resale

price. The final purchaser is taken to be the only party paying for the service. It has been considered that only the net value with the World is accurate. This amount has been allocated to the credit side and it has been broken down geographically following the structure of the gross credits. On the other side, all debits have been set to zero. It is possible that for some geographical zones the aggregated item(s) arise to a negative figure because of this correction. This operation has had the effect of reducing the flows of *merchandising* (and those of *other business services*) and of the *current account* whilst keeping the balance unchanged.

260 - Financial services:

Eurostat has corrected the geographical breakdown of this item between Intra and Extra EUR12/15 for 1992 and 1993. The reason is the important amount of geographically not allocated flows. The correction has been done using the structure provided by Italy for the same item for 1994.

982 - Services not allocated:

This item has been decreased by the amount relating to non published estimated sub-item *agricultural, mining and on-site processing services* (281). This item has been estimated according to the average structure of other Member States (Germany, United Kingdom and Spain) for 1992, 1993 and 1994. The amount has been subtracted from the created item *services not allocated* (982). The geographical breakdown has been estimated according to size of this item in the aggregate item *miscellaneous business, professional and technical services* (273).

291 - Government services, n.i.e.:

The part of *World not allocated* for credit has been corrected for 1992, 1993 and 1994, because the amount was important and it implied a disruption in the time series previously published under the equivalent item *government transactions n.i.e.*. The change carried out by Eurostat (with the approval of Italy), has been to leave the amount of Intra EUR12 /15 as it was provided by the Member State and reallocate the geographically not allocated to Extra EUR12/15. This correction was carried out in this way due to the difficulty the Member State had in providing a suitable estimate.

320 - Investment income:

Eurostat has corrected the geographical breakdown of this item between Intra and Extra EUR12/15 for 1992 and 1993. The reason is the important amount of geographically not allocated flows. The correction has been done using the structure provided by Italy for the same item for 1994.

Current and capital transfers:

There is a poor breakdown for the debits of general government current transfers between Intra and Extra EUR15 for 1992, 1993 and 1994. This is a new item and there is not a precedent reference. The major part of the breakdown is estimated and the part not allocated is considered non publishable by the Member State. Therefore and after consulting Italy, Eurostat has not reallocated this amount.

Although the *BPM5* manual requires a disaggregation of *capital* and *current transfers* in order to estimate the *current account*, Italy did not provide such a breakdown.

For the sub-item *general government transfers* this breakdown has been estimated by using the figures published by Eurostat for *Balance of Payments of the European Union Institutions (1994-1993-1992)* that detail such a breakdown. *General government capital transfers* represent 20% for 1994, 29% for 1993 and 27% for 1992 of total (capital and current) *general government transfers*.

For private *current transfers*, the structure of other Member States (France, Spain and Germany for 1993 and 1994) has been used for the breakdown. The ratio of *private current transfers* to *total transfers* (capital and current, government and private) equals 30.68% and 24.32 % for credits and debits respectively over the period 1993-1994 using a simple arithmetic mean for other Member States. These coefficient has been applied to Italy's total transfers to obtain *private current transfers*.

993 - Current account:

Due to the above breakdown of *transfers*, the corrections on *insurance*, *merchandising* and the estimate for *Agricultural, mining and on-site processing services*, the flows and balance of the *current account* have changed by amounts corresponding to the sum of the estimated *capital account* with the difference in total *Services*.

Geographical breakdown issues

Italy has provided all the geographical breakdown required by Eurostat. Therefore Eurostat has not estimated any geographical zones.



Netherlands

National data provider. De Nederlandsche Bank

New data provided to Eurostat. 1994

Revised data provided to Eurostat: 1992 to 1993

Methodology applied at national level: *BPM5*

The new data have been supplied on a cash basis for all the geographical breakdown except for the World.

Under the country tables, no estimation was made for *computer and information services (262)* and *personal, cultural and recreational services (287)*. The reason is that the amounts available for items not allocated were too small to enable further breakdown. Besides, the Member State considered that it was impossible to produce estimates for these items.

List of items for which an estimation/correction has occurred for harmonisation purposes: (period 1992-1994)

- 206 - Sea transport;
- 210 - Air transport;
- 214 - Other transportation:

The items 206 and 210 have been increased by the amounts relating to the estimated items *supporting, auxiliary and other services by sea transport (209)* and *supporting, auxiliary and other services by air transport (213)*. The item 214 has been decreased by the amounts relating to items 209 and 213.

These estimations seem to be slightly overvalued according to the Netherlands and Eurostat hopes to adjust it in a subsequent publication

- 262 - Computer and information services;
- 287 - Personal, cultural and recreational services:

These services were estimated for the Netherlands by using the average size of each item in *other services (981)* for other Member States. Once the new aggregate item (981) was obtained, it differed from the reported aggregate item. This difference was redistributed proportionally over the sub-items so that the aggregate figure remains unchanged. The geographical breakdown for Intra/Extra EUR12/15, USA and Japan of the newly estimated items is based on the geographical breakdown of the item *other*

■ This symbol in front of an item means that the estimation is used for the European Union aggregate calculation only and not printed in the country tables.

services. The geographical breakdown of the corrected items is based on the geographical breakdown observed before the changes made.

993 - Current account:

The flows of the *current account* have been calculated by addition of the sub-components and the net has not been changed.

Geographical breakdown issues

The geographical breakdown supplied by the Netherlands consists of: Intra EUR12/15, Extra EUR12/15, USA and Japan. The rest of the partner zones are unfortunately not supplied by the Netherlands. Eurostat hopes that it will be possible to improve this lack of information in next publications.

Furthermore this geographical breakdown has been provided on a cash basis and therefore, Eurostat has applied different procedures according to De Nederlandsche Bank's recommendations to obtain the data on a transaction basis. For the items not mentioned below Eurostat has taken the amounts provided on a cash basis by the Netherlands because they are not affected by the calculation procedure (cash or transactions basis).

100 - Goods:

The geographical breakdown of this item has been estimated by using the geographical breakdown of goods available from Eurostat's foreign trade database COMEXT.

214 - Other transportation:

The new item *other transportation (214)* after subtracting the estimated amounts of the new items *supporting, auxiliary and other services-sea* and *supporting, auxiliary and other services-air* has been estimated according to the structure given by the Netherlands for this item on a cash basis.

205 - Transportation:

For all geographical zones considered, this item has been recalculated as the sum of its recalculated sub-items (*sea transport (206)*, *air transport (210)* and *other transportation (214)*).

206 - Sea transport:

For all geographical zones considered, this item has been recalculated as the sum of its sub-items (*passenger transport on sea (207)*, *freight transport on*

sea (208) and *supporting, auxiliary and other services-sea (209)*).

210 - Air transport:

For all geographical zones considered, this item has been recalculated as the sum of its sub-items (*passengers transport by air (211)*, *freight transport by air (212)* and *supporting, auxiliary and other services-air (213)*).

253 - Insurance:

The geographical breakdown of this item has been estimated according to the structure given by the Netherlands for this item on a cash basis.

268 - Other business services:

One of the sub-items of *other business services (268)* is *merchanting* (see annex 3) and although it is not included in this publication it was the object of a correction that affected the aggregated item 268

Merchanting has been recalculated, because the real value of this service is the profit or loss on the transaction. Eurostat has considered that only the net value with the World was accurate. The corresponding amount has been allocated to the credit item *Merchanting*, afterwards it has been reallocated amongst the other partners, following the given geographical breakdown structure of the gross credits. The debit side has been set to zero.

981 - Other Services:

For all geographical zones considered, this item has been recalculated as the sum of its sub-items (245 - *communications services*, 249 - *construction services*, new 253 - *insurance services*, 260 - *financial services*, 266 - *royalties and license fees*, 268 - *other business services* and 291 *government services*).

200 - Services:

For all geographical zones considered, this item has been recalculated as the sum of its sub-items (205 - *transportation*, 236 - *travel* and 981- *other services*).

993 - Current Account:

For all geographical zones considered, this item has been recalculated as the sum of *goods (100)*, *services (200)*, *income (300)* and *current transfers (379)*.

■ The geographical breakdown for all geographical zones (excluding the World, Intra and Extra EUR12/15, USA and Japan) was estimated by using the average size of each of geographical zone in the Extra EUR12 for other Member States.

■ This symbol in front of an item means that the estimation is used for the European Union aggregate calculation only and not printed in the country tables.



Austria

National data provider: Österreichische Nationalbank

New data provided to Eurostat: 1992 to 1994

Methodology applied at national level: BPM4

Austria is currently revising its time series balance of payments data with a view of changing from the *BPM4* to the *BPM5*. In order to avoid the possibility of printing two different tables once the estimations have been carried out by Austria, Austria has asked Eurostat not to publish any of Eurostat's proposed estimations under the country header. Nevertheless, Eurostat has used its estimates in order to calculate the EUR15 aggregates (marked ■). Certain items published in the country table, however, deserve an explanation since they are not comparable to other Member States.

100 - Goods:

Goods are published on a *c.i.f* basis. *BPM5* recommends that goods be published on a *f.o.b* basis. *Goods* debit have been overvalued.

■ *Goods* provided by Austria are recorded on a *f.o.b* and *c.i.f* basis for credits and debits respectively. Eurostat has partly corrected *goods* so that they are recorded on a *f.o.b/f.o.b* basis by subtracting transportation from *goods*. The subtraction from *goods* to obtain a *f.o.b* basis should also include *insurance* (253), but in the absence of data on *insurance on transportation*, the deduction of *transportation* is a closer alternative than leaving the data for *goods* unchanged.

200 - Services:

The *services* aggregate excludes a part of *transportation* debit and a part of *freight insurance*. The figure on the debit side is therefore undervalued.

205 - Transportation:

Austria is currently unable to obtain statistics for *transportation* debit. A large proportion of *transportation* is included in *goods (c.i.f)*. Thus, the debit side is equal to zero. The debit figure is undervalued.

■ Austria did not provide a debit figure for *transportation* and did not disaggregate *transportation* (205) by type. Eurostat has used bilateral data from other Member States to see the proportion of *transportation* in (*transportation* and) *goods* (100) for other Member States vis-à-vis Austria. The obtained coefficient was then applied to Austria's value of *goods* to obtain *transportation*. The estimated *transportation* item was then deducted from *goods*. This subtraction should partly correct the fact that *goods* were provided by Austria on a *c.i.f* basis. The breakdown of *transportation* into its various sub-items was obtained by using the relative weight of each component of *transportation* in total *transportation* for other Member States with Austria as a partner country. This procedure was applied to all partner zones.

253 - Insurance services:

This item is published excluding *freight insurance*, which understates the real value of the *insurance* item.

■ 262 - Computer and information services:

These services were estimated by Eurostat by using the average structure of other Member States (the size of this item in the sum of *computer and information services* (262) and *miscellaneous business, professional and technical services* (273)).

268 - Other business services

One of the non published sub-items of *Other business services* is *Merchanting and other trade related services*. This item is overvalued since the value of *merchanting* is recorded on a gross basis whereas it should be recorded on a net basis. This has had the effect of overestimating the flows of this item.

379 - Current transfers:

This item is published including capital transfers. *BPM5* recommends that *current transfers* exclude *capital transfers*, which should be recorded under the *capital account* (994) caption.

■ For the European Union aggregate the *current transfers* were estimated as the size of current transfers in total transfers (current and capital) for other Member States. The geographical breakdown was obtained by multiplying the new World figure to *current transfers* by the weight of the original partner figure for *current transfers*.

993 - Current account:

This item does not correspond to the *BPM5* definition of the *current account* since it includes capital transfers and gross *merchanting* flows. Eurostat has therefore reclassified this item under the caption *current and capital account* (010).

■ This symbol in front of an item means that the estimation is used for the European Union aggregate calculation only and not printed in the country tables.

010 - Current and capital account:

This item corresponds to Austria's *current account* value which includes *capital transfers*.

Geographical breakdown issues:

The geographical zone *Other African countries* has been corrected by Eurostat so that it equals the difference between *Africa* and *North Africa*.

**Portugal**

National data provider: Banco de Portugal

New data provided to Eurostat: 1994

Revised data provided to Eurostat: 1993

Methodology applied at national level: BPM5 partially.

The data concerning the year 1992 correspond to historical data converted from BPM4 to BPM5 (correspondence table in annex 4).

Improvements in the compilation of the data are being carried out by Portugal which will affect, for instance, merchandise, transport and insurance. Unfortunately they could not be incorporated in the present publication and they will be taken into account in the next publication.

List of items for which an estimation/correction has occurred for harmonisation purposes (years 1993 and 1994):

253 - Insurance:

This item has been recorded by Portugal as the difference between receipts for *gross premiums* and the related payments for *claims*.

268 - Other business services:

One of the sub-items of *other business services* (268) is *merchandising* (see annex 3) and although it is not included in this publication it was the object of a correction that affected the aggregated item 268.

Merchandising was reported on a gross basis. It has been recalculated in net terms for 1993 and 1994, because it is considered that the value of this service

is the profit or loss on the transaction, i.e., the difference between the purchase price and the resale price. The final purchaser is taken to be the only party paying for the service. It has been considered that only the net value with the World is accurate. This amount has been allocated to the credit side and it has been broken-down geographically following the structure of the gross credits. On the other side, all debits have been set to zero.

This operation has had the effect of reducing the flows of *merchandising* (and those of *other business services*) and of the *current account* whilst keeping the balance unchanged.

379 - Current transfers:

Due to the fact that Portugal was unable to confirm the estimation done by Eurostat of the part of *Capital Account* included under this caption by Portugal, this item includes the *Current* and *Capital transfers*.

■ Eurostat estimated the breakdown between capital and current for the sub-item *general government transfers* by using the figures published by Eurostat in *Balance of Payments of the European Union Institutions, 1992-1994* which details such a breakdown. For private *current transfers*, the structure of other Member States has been used for the breakdown. The estimated ratio of *private current transfers* to *total transfers* (capital and current, government and private) has been applied to Portugal's total transfers to obtain *private current transfers*. The summation of *private* and *public capital transfers* makes up the *current transfers*.

993 - Current account:

Since *merchandising* has been put in net terms, the flows of the *current account* have changed.

Geographical Breakdown issues

Portugal has provided all the geographical breakdown required by Eurostat.

■ **List of items for which an estimation/correction has occurred for calculating the European Union aggregate (1992):**

Portugal's data come from the Eurostat "*International Trade in Services, EUR12: 1984-93*" and "*Geographical Breakdown of the Current Account, EUR12: 1984-93*" publications which were published in the BPM4 format. The data were converted to the BPM5 format by using a correspondence table (provided in annex 4). Some gaps have remained for which an estimation was required in order to calculate the European Union aggregate.

■ This symbol in front of an item means that the estimation is used for the European Union aggregate calculation only and not printed in the country tables.

■ 205 - Transportation:

The breakdown of *transportation* into its subcomponents for USA and Japan was obtained by using the average breakdown observed in 1993 and 1994

206 - Sea transport;

210 - Air transport;

214 - Other transportation:

Supporting, auxiliary and other services by sea transport and by air transport have been estimated by using the relative weight of each of these items in *other transportation (214)* using Portugal's 1993-94 data. The estimated items were then deducted from the item *other transportation (214)* and added to *sea transport (206)* and *air transport (210)*.

■ 262 - Computer and information services:

This item was estimated by using its average size in *other services (981)* for Portugal over the period 1993 to 1994. Once the aggregate item (981) was obtained, it differed from the reported aggregate item. This difference was redistributed proportionally over the sub-items so that the aggregate figure remains unchanged. The geographical breakdown for these services was based on the average breakdown observed in 1993 to 1994.

■ 379 - Current transfers;

■ 993 - Current account:

There is not a *current account (993)* but only a *current and capital account (010)*. The *current transfers* were estimated by multiplying the *current and capital transfers* by the proportion of *current transfers in current and capital transfers* observed in 1993. This operation was applied for the World figure. The geographical breakdown of the *current transfers* was obtained by using the breakdown observed in 1993 and the *current account* was recalculated.

■ Geographical breakdown issues:

The geographical breakdown for all partner zones other than World, Intra/Extra EUR12, USA and Japan was based on the average geographical breakdown observed for Portugal in 1993 and 1994.

■ This symbol in front of an item means that the estimation is used for the European Union aggregate calculation only and not printed in the country tables.



Finland

National data provider: Bank of Finland

New data provided to Eurostat: 1994

Methodology applied at national level: BPM5 partially.

Data received from Finland are not satisfactory from the point of view of the geographical breakdown. No data prior to 1994 has been supplied to Eurostat.

List of items for which an estimation/correction has occurred for harmonisation purposes (1994):

268 - Other business services

One of the sub-items of *other business services (268)* is *merchanted* (see annex 3) and although it is not included in this publication it was the object of a correction that affected the aggregated item 268.

The net value for *merchanted (270)* has been calculated as the difference between the given item *merchanted and other trade related services (269)* and the estimated item *other trade related services (271)*. The net value was then assigned to the credit flow and the debit was set to zero. With this procedure Eurostat obtains the *merchanted (270)* item in net terms. This should be closer to reality since only the profit on the transaction must be recorded as a service according to the BPM5.

The same procedure was applied to the geographical zones: Intra EUR15, Extra EUR15, USA and Japan.

This operation has had the effect of reducing the flows of *merchanted* (and those of *other business services*) and of the *current account* whilst keeping the balance unchanged.

287 - Personal, cultural and recreational services:

This item has been estimated according to the structure of other Member States (*BLEU*, Germany, Spain, France, Italy, Austria, Portugal, United Kingdom). The procedure used the size of *personal, cultural and recreational services (287)* in the aggregated item *services (200)*. This amount has been subtracted from item *other - miscellaneous business, professional and technical services (284)*

For the geographical breakdown, Eurostat has applied the structure of the item *Services (200)* given by Finland.

379 - Current transfers:

This item was sent by Finland including *capital transfers*. *Current transfers* were estimated as the proportion of *current transfers* in total transfers (current and capital) for other Member States (Germany, France, Spain, United Kingdom, Portugal and Ireland).

The geographical breakdown was obtained by multiplying the new World figure for *current transfers* by the weight of the original partner figure for *current transfers* in the original World figure for *current transfers*.

993 - Current account:

The flows of the *current account* have been changed by the amount relative to the putting in net of *merchandise (279)* and to the subtraction of *capital transfers* from *current transfers*.

Geographical breakdown issues

■ The geographical breakdown for all the remaining geographical zones in 1994 (all zones except for the World, Intra and Extra EUR15, USA and Japan) was estimated by using the average size of each of geographical zone in the Extra EUR15 for other Member States.

■ *List of items for which an estimation/correction has occurred for calculating the European Union aggregate (1992 to 1993):*

■ Finland did not provide any data for 1992 and 1993. The data were estimated by applying the following formulae to the "EUR14" data (subscripts refer to the number of countries available in the European Union aggregate and superscripts refer to the year of the data):

$$\begin{matrix}
 1993 & & 1992 \\
 FI^1 = \left[\frac{EUR_{14}^1}{1 - \frac{FI^1}{EUR_{14}^1}} \right] - EUR_{14}^1 & & FI^2 = \left[\frac{EUR_{14}^2}{1 - \frac{FI^1}{EUR_{14}^1}} \right] - EUR_{14}^2
 \end{matrix}$$

■ This symbol in front of an item means that the estimation is used for the European Union aggregate calculation only and not printed in the country tables.

This formula was applied to all items in the *current account*. The geographical breakdown of Finland was obtained by using the geographical breakdown observed in 1994.



Sweden

National data provider: Sveriges Riksbank

New data provided to Eurostat: 1992 to 1994

Methodology applied at national level: BPM4

List of items for which an estimation/correction has occurred for harmonisation purpose (1992 to 1994):

205 - Transportation:

Reported *sea transport (206)* included *freight insurance* which was been reported by Sweden separately. It has been corrected to exclude *freight insurance*, which has been reclassified under *insurance*. Reported *sea transport other (debit)* has been reclassified under *supporting, auxiliary and other services by sea*.

Sweden only provided transportation data on *freight transport by sea*, a part of *supporting, auxiliary and other services by sea* and *other transportation (214)*. Eurostat has estimated *passenger transport by sea*, and the rest of *supporting, auxiliary and other services by sea* by using test data sent by Sweden for 1994 data in the Eurostat questionnaire format. The procedure used was to see the weight of each of these items in the item *other transportation*. The estimated items were then deducted from *other transportation*. The item *sea transport (206)* was recalculated by summation of the estimated non published sub-items *passenger transport by sea*, *freight transport by sea* and *supporting, auxiliary and other services by sea*.

■ However, the test data for the above mentioned items has been used to estimate the European Union aggregate since Eurostat believes that the data would not deviate substantially from the figures expected and that this data would be more accurate than using another estimation method.

Air transport (210) was estimated by Eurostat with the structure of other Member States *air transport* with the World as partner. It uses the average weight of each sub-item of *air transportation (211, 212 and 213)* in the total of *other transportation (214)* plus the sub-items of *air transportation (211+212+213)* for other Member

States for 1994. The estimated sub-items were then deducted from *other transportation*. For 1992 and 1993, the structure of 1994 was used.

245 - Communications services:

Reported *computer and information services* (262) included *communications services*. Eurostat has split these two items by using the average weight of each item in the sum of the two items for other Member States with the World as partner.

253 - Insurance services:

Reported *insurance services* excluded *freight insurance*. Eurostat has recalculated *insurance services* to include *freight insurance*.

260 - Financial services:

Reported *financial services* were included in *advertising services* (278). Sweden's *financial services* with Intra EUR12 and EUR15 were estimated by using the structure of bilateral data of other Member States with Sweden. For example, the Intra EUR12/EUR15 figures were calculated as the average size of *financial services* in total *financial services* plus *miscellaneous business, professional and technical services* (273) for other Member States with Sweden as partner multiplied by the size of Intra EUR12/EUR15 *financial services* in Intra and Extra EUR12/EUR15 *financial services* for other Member States.

The Extra EUR12/EUR15 figures were calculated by using the structure of Extra EUR12/EUR15 *financial services* in Extra EUR12/EUR15 *financial services* plus *miscellaneous business, professional and technical services* for other Member States. The World figure was calculated as the sum of Intra and Extra EUR12/EUR15.

262 - Computer and information services:

Reported *computer and information services* included *communications services* (245). Eurostat has split these two items by using the average weight of each item in the sum of the two items for other Member States with the World as partner.

268 - Other business services:

One of the sub-items of *other business services* (268) is *merchanted* (see annex 3) and although it is not included in this publication it was the object of a correction that affected the aggregated item 268.

Reported *merchanted* was given on a gross basis. Eurostat has put *merchanted* on a net basis by placing the net value of *merchanted* on the credit side and zero on the debit side, since this calculation is expected to provide a proxy for the service component

in the *merchanted* flows. This operation has had the effect of reducing the flows of the *current account*.

287 - Personal, cultural and recreational services:

This item has been estimated by Eurostat by using the data from other Member States. The Intra EUR12/15 figures were calculated by obtaining the size of this item in total *personal, cultural and recreational services* plus *miscellaneous business, professional and technical services* using the bilateral figures from other Member States with Sweden as partner multiplied by the average size of Intra EUR12/15 in Intra and Extra EUR12/15 trade in *personal, cultural and recreational services* for other Member States.

The Extra EUR12/15 figures were calculated by obtaining the size of this item in total *personal, cultural and recreational services* plus *miscellaneous business, professional and technical services* using the Extra EUR12/15 figures from other Member States multiplied by the average size of Extra EUR12/15 in Intra and Extra EUR12/15 trade in *personal, cultural and recreational services* for other Member States. The World figure was calculated as the sum of Intra and Extra EUR12/15.

320 - Investment income:

Reported *investment income* has been decreased by Eurostat by the amount relating to *reinvested earnings*. Although Sweden has followed the *BPM5* by including *reinvested earnings*, Eurostat has subtracted these in order to maintain comparability with those countries which do not include *reinvested earnings*. This operation has had the effect of decreasing the flows and changing the balance of the *current account*.

379 - Current transfers:

Reported *current transfers* have been decreased by the amount relating to *capital transfers*.

Eurostat has estimated the *capital transfers* by obtaining the size of *capital transfers* in total transfers for other Member States with the World as partner. On the credit side, virtually all *capital transfers* refer to European Union Institutions' *transfers*. Since Sweden was not a member of the *EU* at that time, all credit *capital transfers* are considered to be zero. On the debit side, the *capital transfers* were calculated by multiplying Sweden's value for *current transfers* (379) (which includes *capital transfers*) by the average size of *capital transfers* in capital and current transfers for other Member States.

The estimated *capital transfers* was then deducted from *current transfers* (379). This has had the effect of decreasing the debit flow and increasing the balance of the *current account*.

993 - Current account:

Due to the adjustment in *merchandising*, the subtraction of *reinvested earnings* and *estimated capital transfers*, the flows and balance of the *current account* have changed by an amount equal to the adjustment in *merchandising*, the subtraction of *reinvested earnings* and *capital transfers*.

■ Geographical breakdown issues

The Intra and Extra EUR15, USA and Japan partner zones were estimated for Sweden by using the average size of each of these zones in the World for other Member States. The geographical breakdown for all the remaining geographical zones (all zones except for the World, Intra and Extra EUR15, USA and Japan) was estimated by using the average size of each of geographical zone in the Extra EUR15 for other Member States.



United Kingdom

National data provider: Office for National Statistics (ONS)

New data provided to Eurostat: 1994

Revised data provided to Eurostat: 1988 to 1993

Methodology applied at national level: BPM4

List of items for which an estimation/correction has occurred for harmonisation purposes (1988 to 1994):

249 - Construction services:

In the past, the ONS used to provide Eurostat with a net figure for the item *construction services*. Following the United Kingdom's data revision, this was believed to be a misclassification and therefore the corresponding amounts have been entirely reallocated by the United Kingdom (UK) under the item *architectural, engineering and other technical services*.

Due to the geographical characteristics of the UK cross border construction work with a duration of less than one year is deemed to be small and has therefore not been estimated by the UK. The published item *construction services* for 1993 to 1994 has been

estimated by Eurostat by using bilateral figures from a selected number of partner's data, thereby underestimating the true value of construction. Under the advice of the ONS, the estimated value has been deducted from *investment income* (320), the definition of which may confuse the distinction between *investment income* and *construction services*.

Construction services from 1988 to 1992 have been estimated by applying the proportion of *construction services* in *investment income* for the year 1993 and 1994 to *investment income*.

Since Eurostat only made use of bilateral data from Member States, an Extra EUR15 figure was not obtained. However, an Extra EUR12 was obtained since a selection of newly joined Member States were used in the estimation process.

310 - Compensation of employees:

The item *compensation of employees* has been estimated by using the bilateral declared figures of a selected number of Member States vis-à-vis the UK for the years 1992 to 1994.

Intra EUR15 and EUR12 data were calculated by adding the Member States data. The Intra EUR12/15 for 1988 to 1991 were calculated by using the average growth rate observed from 1992 to 1994.

The Extra EUR12 figures were obtained for 1988 to 1993 by using the previously published Eurostat data. The methodology used for these figures was to apply to the item *other services* (981) a coefficient that is calculated on the basis of other Member States structure (weight of *compensation of employees* in relation to *other services*). The resulting estimated amounts were weighed down by a coefficient of reduction, in order to take into account the geographical specificity of the UK which makes cross border work less important. The geographical breakdown of this item has been calculated on the basis of the item *other services*. The Extra EUR12 figure for 1994 was calculated using the observed growth rate of 1993 over 1992.

The Extra EUR15 figure was obtained by subtracting the newly joined Member States from the Extra EUR12 figure.

For 1988-1994, the item *compensation of employees* has then been deducted from the item *miscellaneous business, professional and technical services* (273) in order to maintain the flows provided by the UK.

■ This symbol in front of an item means that the estimation is used for the European Union aggregate calculation only and not printed in the country tables.

■ The geographical breakdown of *compensation of employees (310)* for all partner zones other than the World and the Intra and Extra EUR12/15 was estimated by using the average size of each partner zone in the Extra EUR12 economic zone for *compensation of employees* of other Member States.

320 - Investment income:

The item *investment income* has been decreased by the amounts relative to *construction services (249)* and is published excluding *reinvested earnings*. Although the *BPM5* states that including *reinvested earnings* is correct, only a minority of Member States have followed this rule. Hence, to make the figures comparable between Member States, they have been excluded. The value of *reinvested earnings* was obtained from the ONS' balance of payments publication, the "Pink Book-1995".

The geographical breakdown of *reinvested earnings* was estimated according to the geographical breakdown of the item *investment income*. For all geographical zones, *reinvested earnings* were subtracted from *investment income*.

379 - Current transfers:

The *BPM5* requires a disaggregation of *capital transfers* and *current transfers* in order to estimate the *current account (993)*.

For the sub-item *general government transfers* this breakdown has been estimated by using the figures published by Eurostat for the European Union Institutions which details such a breakdown. *Government capital transfers* were reclassified under the item *capital account*. This estimation assumes that all *government capital transfers* are directed towards the European Union Institutions.

For *private capital transfers*, the structure of *capital transfers* for other Member States in relation to total transfers (that is the size of *capital transfers* in *current and capital transfers*) has been used to obtain *private capital transfers*. *Private current transfers* are calculated as the difference between reported *current transfers* (as sent by the UK which include *capital transfers*) and estimated *capital transfers*.


The distinction between *current and capital transfers* has only been made for the years 1992 to 1994.

993 - Current account:

The reported *current account* value of the UK included *reinvested earnings* and *capital transfers*. Eurostat has changed both the flows and the balance of the *current account* by deducting *reinvested earnings* and *capital transfers*.

■ Geographical breakdown issues

The geographical breakdown for the UK's partner zones which were not provided by the UK (the Czech Republic, Hungary, Poland, Russia, North Africa, Morocco, Other African countries, Central American countries, South American countries, Argentina, Brazil, Near and Middle East countries, Other Near and Middle East countries, Other Asian countries, China, India, Mediterranean basin, Maghreb countries, Mashrek countries, NICs2A and NICs2LA) was estimated by using the average size of the partner zone in the aggregate partner zone for other Member States.



European Union Institutions

National data provider: Eurostat on the basis of *Balance of Payments of the European Union Institutions (1995)*

New data provided to Eurostat: 1994

Revised data provided to Eurostat: 1992-1993

Methodology applied: *BPM5*

Eurostat's balance of payments unit has provided data for 1994 and revised data for the period 1992-1993, with a complete geographical breakdown by partner. No major corrections have been made on the items.

■ This symbol in front of an item means that the estimation is used for the European Union aggregate calculation only and not printed in the country tables.



United States of America

National data provider: *Survey of Current Business (SCB), U.S. Department of Commerce - Economics and statistics administration bureau of economic analysis.*

Publications of June 1995 (volume 75 number 6) and September 1995 (volume 75 number 9)

New data compiled by Eurostat: 1994

Revised data used by Eurostat: 1992-1993

Methodology applied at National level: *BPM4*

Harmonisation carried out by Eurostat:

For 1992 to 1994 data have been updated taking into account the publication number 6 and number 9 of the "Survey of current business" (SCB) published by the "U.S. Department of Commerce - Economics and statistics administration bureau of economic analysis".

Generally, the main items are published in June and detailed services in September. Complementary data have been taken from the "Balance of Payments Statistics Yearbook, IMF, 1995" publication.

The updated data for 1992 to 1994 have been revised and adapted to the *BPM5* by Eurostat. For 1994 Eurostat can appreciate a bigger detail than that of previous years due to the more complete detail in the source data for this year.

Remarks:

100 - Goods:

This item corresponds to the SCB item *merchandise, adjusted, excluding military.*

205- Transportation:

The item *freight transport on sea* corresponds to the SCB item *freight ocean, passenger transport by air* to the SCB item *passengers fares and freight transport by air* to the SCB *freight air* item. The item *other transportation* includes SCB's *port services-total, other freight and other transport.*

236 - Travel :

This item corresponds to the SBC item *travel.*

245 - Communications services:

This item corresponds to the SCB item *telecommunications.*

249 - Construction services:

This item corresponds to the SCB item *construction engineering architectural, and mining services.*

253 - Insurance services:

This item corresponds to the SCB item *insurance-net total. Insurance* is recorded net. On the credit side the premiums collected by residents minus indemnities paid by residents, are listed. On the debit side premiums paid by residents minus indemnities collected by residents, are entered.

260 - Financial services:

This item corresponds to the SCB item *financial services.*

266 - Royalties and licence fees

This item corresponds to the SCB items *royalties and license fees-affiliated, Industrial processes and royalties and licence fees - other unaffiliated* but not included *broadcasting and recording of live events.*

291 - Government services, n.i.e.:

This item corresponds to the SCB items *U.S. Government miscellaneous services and transfers under U.S. military agency sales contracts.*

310 - Compensation of employees:

This item corresponds to the IMF item *Compensation of employees.*

320 - Investment income:

This item corresponds to the SCB items *direct investment receipts/payments, other private receipts/payments and US Government receipts/payments.* Reinvested earnings have been excluded in order to harmonise this item with the rest of the countries.

379 - Current transfers:

This item corresponds to the SCB *unilateral transfers, net*. The *capital Transfers* have been subtracted from the *current Transfers.*

Geographical breakdown issues

The geographical breakdown has been calculated taking into account the World and Intra EUR12 from the Survey of current business publication. The Extra EUR12 was calculated as the difference between the

World and the Intra EUR12 zone. The Extra EUR12 figures includes the part of the *World not allocated*.



Japan

Source: Bank of Japan "Balance of Payments Monthly" (July 1995)

New data used by Eurostat: 1994

Revised data used by Eurostat: None

Methodology applied at the national level: BPM4

The data concerning the years 1992 to 1993 correspond to historical data converted by Eurostat from BPM4 to BPM5 (correspondence table in annex 4).

Remarks:

200 - Services:

Services reported by Japan include *investment income* and *compensation of employees*. Eurostat has reclassified *investment income* under the header *income (300)*. The item *compensation of employees (310)*, however, was indistinguishable from *other services (981)* and was not corrected.

205 - Transportation:

Reported *transportation* services include *shipment insurance*. Eurostat has decreased this item by the amount relative to *shipment insurance*.

A detailed breakdown of *transportation* is not provided by Japan. Japan provides data on total freight, total passenger and *other transportation* services (calculated as the residual of freight and passenger from total transport). The breakdown between *air* and *sea transportation* was estimated by Eurostat by using declared bilateral figures of Member States. The structure of their transport with Japan was applied to the *transportation* figure declared by Japan.

Therefore, Japan's declared freight statistics and passenger statistics were respected but the distribution of these into *air* and *sea transport* was estimated. Overall, the aggregates of *freight*, *passenger* and *total transportation* have not been modified. *Other transportation* corresponds to Japan's reported *other transportation* services.

The estimation of the sub-items of *transportation* for the Intra EU was estimated by Eurostat by applying the ratio of total *transportation* Intra EU to *transportation* Extra EU to the various sub-items of *transportation*.

253 - Insurance services:

Eurostat has increased *insurance services* by the amount relative to *shipment insurance*. Shipment insurance was deducted from the item *total transportation (205)* and recorded under *insurance services (253)*. The estimation of shipment insurance for the Intra EU was estimated by applying the ratio of transportation Intra EU to transportation Extra EU to the World figure of shipment insurance.

300 - Income:

This item includes the item *investment income*. *Investment income* was reclassified by Eurostat from *services* into *income*.

379 - Current transfers:

This item corresponds to Japan's reported *unrequited transfers*. *Unrequited transfers* refer to both *capital* and *current transfers*. This is not in line with BPM5.

993 - Current account:

The reported *current account* figure includes *capital transfers*. Since this is not in line with BPM5, it has been deleted by Eurostat from the *current account* caption and placed under the caption *current and capital account (010)*.

010 - Capital and current account:

This item refers to Japan's reported *current account* item which includes *capital transfers*.

Geographical breakdown issues

Extra EUR12 was obtained by Eurostat by deducting the World figure from the Intra EUR12 figure.

4.3. Calculation of the European Union (EUR15 and EUR12) balance and data reliability

From 1992 to 1994, the estimates for the EUR15 and EUR12 balance of payments correspond to the sum of the fifteen (respectively of the twelve) Member States. Added to the European Union aggregate is the balance of payments of the European Union Institutions. Some data were converted from the *BPM4* to the *BPM5* format using the correspondence table detailed in *annex 4*.

In order to construct the European Union aggregates, Eurostat used the country tables published under the country headers. In addition to the estimations made at the country tables level, further estimations were required to fill up any missing items.

The tables overleaf depict the estimations which have been carried out in order to calculate the European Union aggregates. Each type of estimation is represented by a number, which details the level of geographical breakdown modified. The method used for the estimation is described in the country methodology under the item represented by ■.

In order to analyse the European Union's transactions with the rest of the World, all Intra EU flows must be eliminated and only Extra EU flows examined.

Member States' declared Intra EU credits should be equal to their declared Intra EU debits. However, owing to various problems, amongst which geographical misallocation might be one of the most important, the Intra EU balance is not nil.

Measurement of asymmetry

The Intra EU balance is called the Intra EU asymmetry and is a measure of the reliability of the data. (In the formulae, the superscript represents the reporting entity, the subscript the partner entity).

$$\text{Asymmetry}_{\text{Intra EU}}^{\text{EU}} = \text{Credit}_{\text{Intra EU}}^{\text{EU}} - \text{Debit}_{\text{Intra EU}}^{\text{EU}}$$

When analysing the European Union's balance of trade with the rest of the World, it is preferable to use the total balance that is assumed to be closer to the correct Extra EU balance (in the tables net of EU with Extra EU is considered as not relevant).

For credit and debit flows of the EU with the rest of the World, the Extra EU as a partner should be considered.

The reliability of data for services is satisfactory at an aggregated level. But the greater the degree of detail, the more the effects of incorrect classification come into play and the greater the asymmetry. Detailed data must therefore be treated with caution and magnitudes should be preferred to absolute figures.

ITEMS ESTIMATED FOR EU AGGREGATES FOR 1992

	BLEU	DK	D	GR	E	F	IRL	I	NL	A	P	FIN	S	UK	EUI*
100 Goods		2		2	2	2	2		2	0	2	0	2	2	
200 Services		2		2	2	2	2		2	0	2	0	2	2	
205 Transportation		2		2	2	2	2		2	0	2	0	2	2	
206 Sea transport		2		0	2	2	0		2	0	2	0	2	2	
210 Air transport		2		0	2	2	0		2	0	2	0	2	2	
214 Other transportation		0		0	2	0	0		2	0	2	0	2	2	
236 Travel		2	0	2	2	2	2		2		2	0	2	2	
981 Other Services		0		2	2	0	0		0		2	0	2	2	
245 Communication services		0		0	2	2	0		0		2	0	2	2	
249 Construction services		2		0	2	2	0		0		2	0	2	2	
253 Insurance services		2		0	2	2	0		0		2	0	2	2	
260 Financial services		2		0	2	2	0		0		2	0	2	2	
262 Computer and information services		0		0	2	0	0		0	0	0	0	2	2	
266 Royalties and licence fees		2		0	2	2	0		0		2	0	2	2	
268 Other business services		0		0	2	0	0		0	0	0	0	2	2	
287 Personal, cultural and recreational		0		0	2	0	0		0		0	0	2	2	
291 Government services, n.i.e		2		2	2	2	2		2		2	0	2	2	
982 Services not allocated		2		2	2	2	2		2		2	0	2	2	
300 Income		2		2	2	2	2		2		2	0	2	2	
310 Compensation of employees	2	2		2	2	2	2		2		2	0	2	2	
320 Investment Income		2		2	2	2	2		2		2	0	2	2	
379 Current transfers		0		0	2	2	0		2	0	0	0	2	2	
993 Current Account		0		0	2	2	0		2	0	0	0	2	2	
010 Current+Capital Account		2		2		2	2			2	2	2			

ITEMS ESTIMATED FOR EU AGGREGATES FOR 1993

	BLEU	DK	D	GR	E	F	IRL	I	NL	A	P	FIN	S	UK	EUI*
100 Goods		2		2	2	2			2	0		0	2	2	
200 Services		2		2	2	2			2	0		0	2	2	
205 Transportation		2		2	2	2			2	0		0	2	2	
206 Sea transport		2		2	2	2			2	0		0	2	2	
210 Air transport		2		2	2	2			2	0		0	2	2	
214 Other transportation		2		2	2	0			2	0		0	2	2	
236 Travel		2	0	2	2	2			2			0	2	2	
981 Other Services		2		2	2	0			0			0	2	2	
245 Communication services		2		2	2	2			0			0	2	2	
249 Construction services		2		2	2	2			0			0	2	2	
253 Insurance services		2		2	2	2			0			0	2	2	
260 Financial services		2		2	2	2			0			0	2	2	
262 Computer and information services		2		2	2	0			0	0		0	2	2	
266 Royalties and licence fees		2		2	2	2			0			0	2	2	
268 Other business services		2		2	2	0			0	0		0	2	2	
287 Personal, cultural and recreational		2		2	2	0			0			0	2	2	
291 Government services, n.i.e		2		2	2	2			2			0	2	2	
982 Services not allocated		2		2	2	2			2			0	2	2	
300 Income		2		2	2	2			2			0	2	2	
310 Compensation of employees	2	2		2	2	2			2			0	2	2	
320 Investment Income		2		2	2	2			2			0	2	2	
379 Current transfers		2		2	2	2			2	0	0	0	2	2	
993 Current Account		2		2	2	2			2	0	0	0	2	2	
010 Current+Capital Account						2				2	2	2			

ITEMS ESTIMATED FOR EU AGGREGATES FOR 1994

	BLEU	DK	D	GR	E	F	IRL	I	NL	A	P	FIN	S	UK	EUI*
100 Goods		②		②					②	①		②	②	②	
200 Services		②		②					②	①		②	②	②	
205 Transportation		②		②					②	①		②	②	②	
206 Sea transport		②		②					②	①		②	②	②	
210 Air transport		②		②					②	①		②	②	②	
214 Other transportation		②		②					②	①		②	②	②	
236 Travel		②	①	②					②			②	②	②	
981 Other Services		②		②					①			②	②	②	
245 Communication services		②		②					①			②	②	②	
249 Construction services		②		②					①			②	②	②	
253 Insurance services		②		②					①			②	②	②	
260 Financial services		②		②					①			②	②	②	
262 Computer and information services		②		②					①	①		②	②	②	
266 Royalties and licence fees		②		②					①			②	②	②	
268 Other business services		②		②					①	①		②	②	②	
287 Personal, cultural and recreational		②		②					①			②	②	②	
291 Government services, n.i.e		②		②					②			②	②	②	
982 Services not allocated		②		②					②			②	②	②	
300 Income		②		②					②			②	②	②	
310 Compensation of employees	②	②		②					②			②	②	②	
320 Investment Income		②		②					②			②	②	②	
379 Current transfers		②		②					②	①	①	②	②	②	
993 Current Account		②		②					②	①	①	②	②	②	
010 Current+Capital Account							②			②	②				

Note:

Estimation affects all geographical zones

①

Estimation affects some of the geographical zones

②

ES, FR, IE did not provide any data on international organisations, which was estimated by Eurostat

*European Union Institutions

III

STATISTICAL TABLES

III. STATISTICAL TABLES

1. DESCRIPTION OF TABLES

Tables of results are organised in sets. The organisation is the following:

Tables 3.1. to 3.5. constitute a first set of comparative tables concerning 1994 for the main items of the current account (*goods, services, income, current transfers, current account*) for EUR15, EUR12, all Member States and the European Union Institutions in relation to 47 partner zones. Flows are presented corresponding to the most complete, recent, harmonised and detailed information available.

Tables 4.1. to 4.3. show a second set of tables for the year 1994 and concerns only EUR15. For a detailed list of 16 services' items and sub-items, flows are presented in relation to 47 partner zones. The European Union aggregate was calculated on the basis of the data reported to Eurostat by the fifteen Member States according to the latest approved questionnaires¹ designed to fulfil *BPM5* requirements.

Tables 4.4 to 4.49. included in the second set of tables concerns also only EUR15. For the classification adopted and for the period 1992 to 1994, credit, debit and net flows are presented in relation to all partner zones.

Tables 5.1. to 5.3. present a third set of tables for the year 1994 and concerns only EUR12. The information provided is equivalent to that in the EUR15 set of tables but for all purposes EUR12 is considered instead of EUR15.

Tables 5.4 to 5.49. are equivalent to tables 4.4. to 4.49. but concern EUR12 (period 1992 to 1994).

Tables 6.1. to 20.48. supply a group of separate sets of tables for each of the fifteen reporting economies. For the classification adopted, for all Member States and the European Union Institutions, for the period 1992 to 1994, credit, debit and net flows are presented in relation to the maximum number of partner zones available for each reporting economy.

Tables 21.1 to 21.3. present flows for the USA according to Eurostat's harmonised scheme. The period covered is 1992 to 1994 with the World, Intra and Extra EUR12 as partners .

Tables 22.1. to 22.4. presents flows figures for Japan according to Eurostat's harmonised scheme. The period covered is 1992 to 1994 with the World, Intra EUR12, Extra EUR12 and the USA as partners.

N.B.: In the tables, the partner *World* should be considered as the sum of *Intra EU*, *Extra EU* and *World not allocated*.

In the countries tables if *World not allocated* as partner appears it means that it is not nil and is published as not available.

Due to the rounding up from decimal numbers to whole numbers, there can be a slight difference between the sum of the sub-items and the aggregate item or between the credit figure minus the debit figure and the net.

¹ Balance of payments Vade mecum, April 1995

2. FORMULAE AND ACRONYMS USED IN THE TABLES AND DATA AVAILABILITY

2.1. Formulae

Formulae are indicated in the tables by footnotes. In the formulae, the superscript represents the reporting entity, the subscript the partner entity. The acronym EU may be EUR15 or EUR12.

Net = Credit - Debit

$$\text{Asymmetry}_{\text{Intra EU}}^{\text{EU}} = \text{Credit}_{\text{Intra EU}}^{\text{EU}} - \text{Debit}_{\text{Intra EU}}^{\text{EU}}$$

2.2. Acronyms used

- 0 Figure between -0.5 Mio ECU and 0.5 Mio ECU
- : Data not available (missing data estimated by Eurostat) or considered non publishable by the Member State.
- Not relevant or indeterminate:
 - > Net EUR15/12 vis à vis Extra EUR15/12

2.3. Data Availability

	EUR15			EUR12			BLEU			DK			D			GR			E			F			IRL		
	92	93	94	92	93	94	92	93	94	92	93	94	92	93	94	92	93	94	92	93	94	92	93	94	92	93	94
WORLD	✓	✓	✓	✓	✓	✓	✓	✓	✓	✓	✓	✓	✓	✓	✓	✓	✓	✓	✓	✓	✓	✓	✓	✓	✓		
INTRA EUR15	✓	✓	✓				✓	✓	✓				✓	✓	✓				✓	✓	✓			✓			
EXTRA EUR15	✓	✓	✓				✓	✓	✓				✓	✓	✓				✓	✓	✓			✓			
INTRA EUR12				✓	✓	✓	✓	✓	✓	✓	✓	✓	✓	✓	✓	✓	✓	✓	✓	✓	✓	✓	✓	✓	✓		
EXTRA EUR12				✓	✓	✓	✓	✓	✓	✓	✓	✓	✓	✓	✓	✓	✓	✓	✓	✓	✓	✓	✓	✓	✓		
EFTA (4 countries)	✓	✓	✓	✓	✓	✓	✓	✓	✓			✓	✓	✓					✓				✓		✓		
Other European countries	✓	✓	✓	✓	✓	✓	✓	✓	✓			✓	✓	✓					✓				✓		✓		
Czech Republic	✓	✓	✓	✓	✓	✓	✓	✓	✓			✓	✓	✓					✓				✓		✓		
Hungary	✓	✓	✓	✓	✓	✓	✓	✓	✓			✓	✓	✓					✓				✓		✓		
Poland	✓	✓	✓	✓	✓	✓	✓	✓	✓			✓	✓	✓					✓				✓		✓		
Russia	✓	✓	✓	✓	✓	✓	✓	✓	✓			✓	✓	✓					✓				✓		✓		
Turkey	✓	✓	✓	✓	✓	✓	✓	✓	✓			✓	✓	✓					✓				✓		✓		
Africa	✓	✓	✓	✓	✓	✓	✓	✓	✓			✓	✓	✓					✓				✓		✓		
North Africa	✓	✓	✓	✓	✓	✓	✓	✓	✓			✓	✓	✓					✓				✓		✓		
Morocco	✓	✓	✓	✓	✓	✓	✓	✓	✓			✓	✓	✓					✓				✓		✓		
Other African countries	✓	✓	✓	✓	✓	✓	✓	✓	✓			✓	✓	✓					✓				✓		✓		
America	✓	✓	✓	✓	✓	✓	✓	✓	✓			✓	✓	✓					✓				✓		✓		
Canada	✓	✓	✓	✓	✓	✓	✓	✓	✓			✓	✓	✓					✓				✓		✓		
USA	✓	✓	✓	✓	✓	✓	✓	✓	✓	✓	✓	✓	✓	✓	✓	✓	✓	✓	✓	✓	✓	✓	✓	✓	✓		
Central American countries	✓	✓	✓	✓	✓	✓	✓	✓	✓			✓	✓	✓					✓				✓		✓		
South American countries	✓	✓	✓	✓	✓	✓	✓	✓	✓			✓	✓	✓					✓				✓		✓		
Argentina	✓	✓	✓	✓	✓	✓	✓	✓	✓			✓	✓	✓					✓				✓		✓		
Brazil	✓	✓	✓	✓	✓	✓	✓	✓	✓			✓	✓	✓					✓				✓		✓		
Asia	✓	✓	✓	✓	✓	✓	✓	✓	✓			✓	✓	✓					✓				✓		✓		
Near & Middle East countries	✓	✓	✓	✓	✓	✓	✓	✓	✓			✓	✓	✓					✓				✓		✓		
Other Near & Middle East countries	✓	✓	✓	✓	✓	✓	✓	✓	✓			✓	✓	✓					✓				✓		✓		
Other Asian countries	✓	✓	✓	✓	✓	✓	✓	✓	✓			✓	✓	✓					✓				✓		✓		
China	✓	✓	✓	✓	✓	✓	✓	✓	✓			✓	✓	✓					✓				✓		✓		
India	✓	✓	✓	✓	✓	✓	✓	✓	✓			✓	✓	✓					✓				✓		✓		
Japan	✓	✓	✓	✓	✓	✓	✓	✓	✓	✓	✓	✓	✓	✓	✓	✓	✓	✓	✓	✓	✓	✓	✓	✓	✓		
Australia, Oceania & other countries	✓	✓	✓	✓	✓	✓	✓	✓	✓			✓	✓	✓					✓				✓		✓		
Australia	✓	✓	✓	✓	✓	✓	✓	✓	✓			✓	✓	✓					✓				✓		✓		
New Zealand	✓	✓	✓	✓	✓	✓	✓	✓	✓			✓	✓	✓					✓				✓		✓		
International organisations	✓	✓	✓	✓	✓	✓	✓	✓	✓			✓	✓	✓													
World not allocated *	✓	✓	✓	✓	✓	✓	✓	✓	✓			✓	✓	✓					✓	✓	✓	✓	✓	✓	✓		
OECD countries	✓	✓	✓	✓	✓	✓	✓	✓	✓			✓	✓	✓					✓				✓		✓		
Central and Eastern Europe countries	✓	✓	✓	✓	✓	✓	✓	✓	✓			✓	✓	✓					✓				✓		✓		
NAFTA	✓	✓	✓	✓	✓	✓	✓	✓	✓			✓	✓	✓					✓				✓		✓		
ACP countries	✓	✓	✓	✓	✓	✓	✓	✓	✓			✓	✓	✓					✓	✓	✓	✓	✓	✓	✓		
OPEC	✓	✓	✓	✓	✓	✓	✓	✓	✓			✓	✓	✓					✓	✓	✓	✓	✓	✓	✓		
Mediterranean Basin	✓	✓	✓	✓	✓	✓	✓	✓	✓			✓	✓	✓					✓				✓		✓		
Maghreb countries	✓	✓	✓	✓	✓	✓	✓	✓	✓			✓	✓	✓					✓				✓		✓		
Mashrek countries	✓	✓	✓	✓	✓	✓	✓	✓	✓			✓	✓	✓					✓				✓		✓		
NICS1	✓	✓	✓	✓	✓	✓	✓	✓	✓			✓	✓	✓					✓				✓		✓		
NICS2A	✓	✓	✓	✓	✓	✓	✓	✓	✓			✓	✓	✓					✓				✓		✓		
NICS2LA	✓	✓	✓	✓	✓	✓	✓	✓	✓			✓	✓	✓					✓				✓		✓		
ASEAN	✓	✓	✓	✓	✓	✓	✓	✓	✓			✓	✓	✓					✓				✓		✓		
CIS countries	✓	✓	✓	✓	✓	✓	✓	✓	✓			✓	✓	✓					✓				✓		✓		

* In the countries tables if *World not allocated* as partner appears it means that it is not nil and is published as not available

I			NL			A			P			FIN			S			UK			EUI			USA			JP						
92	93	94	92	93	94	92	93	94	92	93	94	92	93	94	92	93	94	92	93	94	92	93	94	92	93	94	92	93	94	92	93	94	
✓	✓	✓	✓	✓	✓	✓	✓	✓	✓	✓		✓	✓	✓	✓	✓	✓	✓	✓	✓	✓	✓	✓	✓	✓	✓	✓	✓	✓	✓	WORLD		
✓	✓	✓	✓	✓	✓	✓	✓	✓	✓	✓		✓			✓	✓	✓	✓	✓	✓	✓	✓	✓							INTRA EUR15			
✓	✓	✓	✓	✓	✓	✓	✓	✓	✓	✓		✓			✓	✓	✓	✓	✓	✓	✓	✓	✓							EXTRA EUR15			
✓	✓	✓	✓	✓	✓				✓	✓	✓				✓	✓	✓	✓	✓	✓	✓	✓	✓	✓	✓	✓	✓	✓	✓	INTRA EUR12			
✓	✓	✓	✓	✓	✓				✓	✓	✓				✓	✓	✓	✓	✓	✓	✓	✓	✓	✓	✓	✓	✓	✓	✓	EXTRA EUR12			
✓	✓	✓				✓	✓	✓	✓	✓		✓			✓	✓	✓	✓	✓	✓	✓	✓	✓							EFTA (4 countries)			
✓	✓	✓				✓	✓	✓	✓	✓		✓			✓	✓	✓	✓	✓	✓	✓	✓	✓							Other European countries			
✓	✓	✓				✓	✓	✓	✓	✓		✓								✓	✓	✓								Czech Republic			
✓	✓	✓				✓	✓	✓	✓	✓		✓								✓	✓	✓								Hungary			
✓	✓	✓				✓	✓	✓	✓	✓		✓								✓	✓	✓								Poland			
✓	✓	✓				✓	✓	✓	✓	✓		✓								✓	✓	✓								Russia			
✓	✓	✓				✓	✓	✓	✓	✓		✓			✓	✓	✓	✓	✓	✓	✓	✓								Turkey			
✓	✓	✓				✓	✓	✓	✓	✓		✓			✓	✓	✓	✓	✓	✓	✓	✓	✓							Africa			
✓	✓	✓				✓	✓	✓	✓	✓		✓								✓	✓	✓								North Africa			
✓	✓	✓				✓	✓	✓	✓	✓		✓								✓	✓	✓								Morocco			
✓	✓	✓							✓	✓		✓								✓	✓	✓								Other African countries			
✓	✓	✓				✓	✓	✓	✓	✓		✓			✓	✓	✓	✓	✓	✓	✓	✓	✓							America			
✓	✓	✓				✓	✓	✓	✓	✓		✓			✓	✓	✓	✓	✓	✓	✓	✓	✓							Canada			
✓	✓	✓	✓	✓	✓	✓	✓	✓	✓	✓		✓			✓	✓	✓	✓	✓	✓	✓	✓	✓				✓	✓	✓	USA			
✓	✓	✓				✓	✓	✓	✓	✓		✓								✓	✓	✓								Central American countries			
✓	✓	✓				✓	✓	✓	✓	✓		✓								✓	✓	✓								South American countries			
✓	✓	✓				✓	✓	✓	✓	✓		✓								✓	✓	✓								Argentina			
✓	✓	✓				✓	✓	✓	✓	✓		✓								✓	✓	✓								Brazil			
✓	✓	✓				✓	✓	✓	✓	✓		✓			✓	✓	✓	✓	✓	✓	✓	✓	✓							Asia			
✓	✓	✓				✓	✓	✓	✓	✓		✓								✓	✓	✓								Near & Middle East countries			
✓	✓	✓				✓	✓	✓	✓	✓		✓								✓	✓	✓								Other Near & Middle East countries			
✓	✓	✓				✓	✓	✓	✓	✓		✓								✓	✓	✓								Other Asian countries			
✓	✓	✓				✓	✓	✓	✓	✓		✓								✓	✓	✓								China			
✓	✓	✓				✓	✓	✓	✓	✓		✓								✓	✓	✓								India			
✓	✓	✓	✓	✓	✓	✓	✓	✓	✓	✓		✓			✓	✓	✓	✓	✓	✓	✓	✓	✓							Japan			
✓	✓	✓				✓	✓	✓	✓	✓		✓			✓	✓	✓	✓	✓	✓	✓	✓	✓							Australia, Oceania & other countries			
✓	✓	✓				✓	✓	✓	✓	✓		✓			✓	✓	✓	✓	✓	✓	✓	✓	✓							Australia			
✓	✓	✓				✓	✓	✓	✓	✓		✓			✓	✓	✓	✓	✓	✓	✓	✓	✓							New Zealand			
✓	✓	✓				✓	✓	✓	✓	✓					✓	✓	✓	✓	✓	✓	✓	✓	✓							International organisations			
✓	✓	✓				✓	✓	✓	✓	✓					✓	✓	✓	✓	✓	✓	✓	✓	✓							World not allocated *			
✓	✓	✓				✓	✓	✓	✓	✓		✓			✓	✓	✓	✓	✓	✓	✓	✓	✓							OECD countries			
✓	✓	✓				✓	✓	✓	✓	✓		✓			✓	✓	✓	✓	✓	✓	✓	✓	✓							Central and Eastern Europe countries			
✓	✓	✓				✓	✓	✓	✓	✓		✓			✓	✓	✓	✓	✓	✓	✓	✓	✓							NAFTA			
✓	✓	✓				✓	✓	✓	✓	✓		✓			✓	✓	✓	✓	✓	✓	✓	✓	✓							ACP countries			
✓	✓	✓				✓	✓	✓	✓	✓					✓	✓	✓	✓	✓	✓	✓	✓	✓							OPEC			
✓	✓	✓				✓	✓	✓	✓	✓										✓	✓	✓								Mediterranean Basin			
✓	✓	✓				✓	✓	✓	✓	✓										✓	✓	✓								Maghreb countries			
✓	✓	✓				✓	✓	✓	✓	✓										✓	✓	✓								Mashrek countries			
✓	✓	✓				✓	✓	✓	✓	✓					✓	✓	✓	✓	✓	✓	✓	✓	✓							NICS1			
✓	✓	✓				✓	✓	✓	✓	✓										✓	✓	✓								NICS2A			
✓	✓	✓				✓	✓	✓	✓	✓										✓	✓	✓								NICS2LA			
✓	✓	✓				✓	✓	✓	✓	✓					✓	✓	✓	✓	✓	✓	✓	✓	✓							ASEAN			
✓	✓	✓				✓	✓	✓	✓	✓					✓	✓	✓	✓	✓	✓	✓	✓	✓							CIS countries			

3.1.
Year: 1994
Item: Goods

(Mio ECU)

	EUR15	EUR12	BLEU	DK	D	GR	E	F
	Credit							
WORLD	1 362 125	1 249 582	103 260	35 106	361 821	4 387	62 227	188 447
INTRA EUR15	863 786	:	79 427	:	210 087	2 636	44 001	121 872
EXTRA EUR15	498 339	:	24 796	:	150 818	1 752	18 155	66 156
INTRA EUR12	:	729 317	74 556	18 233	178 072	2 517	42 794	116 797
EXTRA EUR12	:	520 265	29 667	16 873	182 833	1 871	19 363	71 230
EFTA (4 countries)	62 163	56 141	5 280	:	22 777	:	992	7 665
Other European countries	77 721	66 642	1 425	:	32 421	:	2 073	5 898
Czech Republic	9 874	8 372	163	:	5 218	:	145	548
Hungary	8 402	6 520	174	:	3 423	:	201	388
Poland	11 491	10 221	284	:	5 623	:	290	760
Russia	13 657	11 347	198	:	5 941	:	251	990
Turkey	9 163	8 568	289	:	3 315	:	316	1 162
Africa	40 791	38 251	1 167	:	7 668	:	2 481	10 398
North African countries	22 449	21 089	499	:	3 365	:	1 774	6 021
Morocco	4 858	4 633	113	:	650	:	576	1 689
Other African countries	18 343	17 162	668	:	4 303	:	706	4 377
America	149 312	139 416	8 574	:	38 597	:	7 401	19 492
Canada	10 339	9 532	308	:	2 232	:	367	1 354
USA	105 320	98 291	7 441	1 844	27 822	1 130	3 234	13 437
Central American countries	12 067	11 382	366	:	2 880	:	1 777	1 718
South American countries	21 587	20 211	459	:	5 662	:	2 023	2 983
Argentina	5 501	5 162	61	:	1 057	:	762	900
Brazil	7 913	7 417	226	:	2 650	:	302	844
Asia	157 413	145 931	8 014	:	46 515	:	4 941	21 687
Near and Middle East countries	37 851	35 411	2 265	:	8 990	:	1 381	5 625
Other Near and Middle East countries	5 453	5 112	130	:	1 126	:	193	842
Other Asian countries	119 563	110 520	5 749	:	37 524	:	3 560	16 063
China	15 562	14 346	418	:	5 311	:	657	1 821
India	7 134	6 686	1 442	:	1 775	:	170	714
Japan	28 181	26 050	1 326	1 394	9 060	40	862	3 978
Australia, Oceania and other countries	10 752	9 846	329	:	2 840	:	267	1 015
Australia	9 044	8 258	286	:	2 441	:	229	865
New Zealand	1 499	1 388	41	:	363	:	32	118
International organisations	11	10	7	:	0	:	:	:
OECD countries	1 008 499	923 043	94 540	:	277 829	:	51 182	119 172
Central and Eastern Europe countries	48 662	40 923	822	:	20 934	:	867	2 904
NAFTA	122 674	114 428	7 887	:	32 335	:	4 750	15 924
ACP countries	18 478	17 519	443	:	1 420	:	688	3 845
OPEC	39 604	36 417	1 090	:	9 264	:	1 917	6 999
Mediterranean Basin	61 020	55 671	2 481	:	13 540	:	3 040	9 941
Maghreb countries	15 212	14 100	349	:	1 728	:	1 475	5 062
Mashrek countries	10 048	9 269	253	:	2 157	:	391	1 548
NICS1	43 301	39 974	1 793	:	12 715	:	1 373	5 645
NICS2A	13 474	12 450	470	:	4 794	:	263	1 928
NICS2LA	23 326	21 625	479	:	6 461	:	2 517	3 211
ASEAN	29 355	27 079	973	:	9 166	:	687	4 170
CIS countries	16 828	15 137	224	:	8 183	:	288	1 310

3.1.

Year: 1994

Item: Goods

(Mio ECU)

IRL	I	NL	A	P	FIN	S	UK	EUI	
Credit									
28 269	159 482	117 905	37 113	15 529	24 888	50 542	173 301	0	WORLD
:	91 619	92 267	24 096	12 388	14 458	:	98 454	0	INTRA EUR15
:	67 805	24 780	13 006	3 024	10 306	:	74 847	0	EXTRA EUR15
:	85 605	88 334	23 384	11 664	11 490	:	91 184	0	INTRA EUR12
:	73 793	28 713	13 719	3 749	13 273	:	82 117	0	EXTRA EUR12
:	6 749	:	2 511	465	1 179	:	5 820	0	EFTA (4 countries)
:	12 466	:	5 124	177	3 088	:	5 095	0	Other European countries
:	721	:	994	7	137	:	:	0	Czech Republic
:	992	:	1 382	17	187	:	:	0	Hungary
:	1 486	:	436	5	411	:	:	0	Poland
:	1 829	:	546	50	1 292	:	:	0	Russia
:	1 606	:	144	31	106	:	1 031	0	Turkey
:	5 792	:	581	677	424	:	5 956	0	Africa
:	3 870	:	330	161	180	:	:	0	North African countries
:	506	:	15	60	26	:	:	0	Morocco
:	1 922	:	251	516	243	:	:	0	Other African countries
:	20 046	:	1 958	1 162	2 343	:	28 005	0	America
:	1 463	:	250	104	166	:	2 445	0	Canada
:	12 683	4 685	1 313	842	1 785	:	21 472	0	USA
:	1 830	:	123	34	104	:	:	0	Central American countries
:	4 070	:	273	182	288	:	:	0	South American countries
:	1 180	:	64	55	68	:	:	0	Argentina
:	1 554	:	107	83	91	:	:	0	Brazil
:	21 424	:	2 672	491	2 924	:	27 038	0	Asia
:	6 523	:	624	163	388	:	:	0	Near and Middle East countries
:	1 321	:	84	23	52	:	:	0	Other Near and Middle East countries
:	14 901	:	2 047	328	2 536	:	:	0	Other Asian countries
:	1 919	:	275	15	363	:	:	0	China
:	596	:	65	8	115	:	:	0	India
:	3 405	1 216	572	119	514	:	3 700	0	Japan
:	1 302	:	161	53	348	:	2 933	0	Australia, Oceania and other countries
:	1 097	:	138	44	315	:	2 375	0	Australia
:	167	:	22	8	33	:	509	0	New Zealand
:	0	:	0	0	:	:	0	0	International organisations
:	119 568	:	29 130	14 001	18 606	:	136 307	0	OECD countries
:	7 429	:	4 340	55	1 607	:	3 711	0	Central and Eastern Europe countries
:	14 924	:	1 646	961	2 002	:	24 417	0	NAFTA
:	1 585	:	130	429	130	:	7 283	0	ACP countries
:	6 038	:	786	131	:	:	7 248	0	OPEC
:	12 375	:	1 649	326	:	:	:	0	Mediterranean Basin
:	2 103	:	190	148	:	:	:	0	Maghreb countries
:	2 418	:	170	34	:	:	:	0	Mashrek countries
:	6 430	:	701	106	:	:	7 778	0	NICS1
:	1 298	:	207	53	:	:	:	0	NICS2A
:	3 787	:	287	172	:	:	:	0	NICS2LA
:	3 064	:	496	76	:	:	6 068	0	ASEAN
:	2 286	:	670	57	:	:	1 179	0	CIS countries

3.1.
Year: 1994
Item: Goods

(Mio ECU)

	EUR15	EUR12	BLEU	DK	D	GR	E	F
	Debit							
WORLD	1 285 427	1 180 671	97 520	29 636	320 427	13 943	74 603	181 728
INTRA EUR15	783 213	:	71 117	:	180 194	9 464	47 728	117 419
EXTRA EUR15	502 214	:	26 847	:	138 980	4 479	26 733	63 762
INTRA EUR12	:	657 273	67 421	15 863	154 719	9 020	45 322	111 882
EXTRA EUR12	:	523 398	30 543	13 773	164 455	4 923	29 139	69 300
EFTA (4 countries)	67 058	61 699	6 327	:	18 891	:	1 554	6 993
Other European countries	70 588	62 204	1 700	:	29 122	:	1 853	5 510
Czech Republic	8 110	6 979	136	:	4 388	:	110	266
Hungary	6 389	5 307	115	:	2 781	:	146	276
Poland	9 589	8 697	234	:	5 128	:	169	611
Russia	20 452	17 522	694	:	6 676	:	834	2 146
Turkey	8 079	7 543	206	:	3 693	:	218	751
Africa	42 672	40 422	1 896	:	6 976	:	4 743	7 507
North African countries	22 055	20 871	531	:	3 441	:	2 346	3 895
Morocco	3 677	3 494	102	:	463	:	410	1 527
Other African countries	20 617	19 551	1 366	:	3 535	:	2 397	3 611
America	140 148	130 990	10 283	:	31 254	:	9 210	19 638
Canada	9 584	8 848	434	:	2 066	:	327	1 236
USA	103 493	96 802	8 854	1 431	22 449	1 350	5 607	14 931
Central American countries	6 464	5 976	550	:	1 279	:	1 166	786
South American countries	20 607	19 364	445	:	5 460	:	2 110	2 684
Argentina	3 030	2 895	25	:	659	:	557	282
Brazil	9 504	8 890	256	:	2 342	:	750	1 431
Asia	174 291	161 471	6 371	:	50 614	:	9 067	23 277
Near and Middle East countries	20 612	19 479	828	:	2 978	:	1 820	4 381
Other Near and Middle East countries	2 347	2 233	25	:	514	:	168	329
Other Asian countries	153 680	141 991	5 544	:	47 636	:	7 247	18 896
China	25 142	23 346	251	:	7 813	:	1 436	3 248
India	7 016	6 601	655	:	1 834	:	268	716
Japan	56 348	51 395	2 277	1 024	18 123	297	2 643	6 948
Australia, Oceania and other countries	7 085	6 677	269	:	1 344	:	306	838
Australia	4 779	4 499	185	:	832	:	243	642
New Zealand	1 773	1 680	80	:	323	:	57	188
International organisations	1	1	1	:	0	:	:	:
OECD countries	1 000 186	915 953	89 586	:	246 479	:	59 143	116 470
Central and Eastern Europe countries	39 897	35 182	691	:	17 953	:	674	2 329
NAFTA	114 757	107 159	9 349	:	24 905	:	6 710	16 480
ACP countries	20 679	19 700	1 171	:	1 864	:	2 229	3 509
OPEC	36 927	34 274	931	:	6 229	:	4 455	6 594
Mediterranean Basin	49 436	45 753	1 200	:	11 417	:	3 025	6 361
Maghreb countries	13 033	12 117	487	:	1 988	:	1 287	3 405
Mashrek countries	4 852	4 549	57	:	729	:	406	502
NICS1	39 592	36 561	1 663	:	12 009	:	1 475	4 232
NICS2A	14 114	13 089	352	:	4 321	:	674	2 021
NICS2LA	17 338	16 223	393	:	3 966	:	2 332	2 444
ASEAN	28 868	26 854	723	:	8 052	:	1 388	4 088
CIS countries	22 201	20 229	742	:	7 621	:	970	2 445

3.1.
Year: 1994
Item: Goods

(Mio ECU)

IRL	I	NL	A	P	FIN	S	UK	EUI	
Debit									
20 301	129 718	104 614	46 037	21 176	18 552	42 483	186 955	185	WORLD
:	77 803	62 094	31 727	15 568	10 367	:	105 453	175	INTRA EUR15
:	51 610	42 516	14 451	5 601	8 150	:	81 503	10	EXTRA EUR15
:	72 303	57 460	30 607	15 063	8 186	:	96 026	175	INTRA EUR12
:	57 108	47 150	15 572	6 106	10 331	:	90 929	11	EXTRA EUR12
:	7 529	:	2 020	702	1 248	:	10 812	0	EFTA (4 countries)
:	10 713	:	4 033	319	2 248	:	4 196	1	Other European countries
:	562	:	834	16	66	:	:	0	Czech Republic
:	811	:	853	9	59	:	:	0	Hungary
:	772	:	371	18	223	:	:	0	Poland
:	3 649	:	754	150	1 576	:	:	0	Russia
:	853	:	245	59	32	:	778	0	Turkey
:	8 873	:	763	1 176	114	:	3 645	5	Africa
:	5 653	:	419	441	42	:	:	0	North African countries
:	284	:	37	38	24	:	:	0	Morocco
:	3 220	:	344	734	72	:	:	5	Other African countries
:	10 364	:	2 760	1 490	1 932	:	27 474	2	America
:	1 107	:	312	57	121	:	2 307	0	Canada
:	6 024	9 123	2 031	776	1 367	:	21 684	1	USA
:	383	:	137	152	146	:	:	0	Central American countries
:	2 850	:	279	506	298	:	:	1	South American countries
:	530	:	18	58	16	:	:	0	Argentina
:	1 403	:	170	325	136	:	:	0	Brazil
:	13 281	:	4 818	1 875	2 488	:	33 218	1	Asia
:	2 836	:	399	564	59	:	:	0	Near and Middle East countries
:	447	:	35	13	0	:	:	0	Other Near and Middle East countries
:	10 445	:	4 419	1 311	2 428	:	:	1	Other Asian countries
:	2 373	:	715	134	278	:	:	0	China
:	765	:	150	63	38	:	:	0	India
:	3 015	4 589	1 983	599	1 207	:	10 901	0	Japan
:	847	:	57	38	120	:	2 157	0	Australia, Oceania and other countries
:	694	:	28	26	96	:	1 303	0	Australia
:	139	:	27	12	8	:	659	0	New Zealand
:	0	:	0	0	:	:	0	0	International organisations
:	97 243	:	38 421	17 798	14 461	:	154 191	177	OECD countries
:	5 176	:	2 917	82	617	:	3 503	0	Central and Eastern Europe countries
:	7 209	:	2 390	886	1 503	:	24 285	1	NAFTA
:	1 780	:	214	662	81	:	5 863	5	ACP countries
:	6 688	:	794	1 209	:	:	3 807	1	OPEC
:	9 409	:	1 201	558	:	:	:	1	Mediterranean Basin
:	2 179	:	259	249	:	:	:	0	Maghreb countries
:	1 351	:	56	130	:	:	:	0	Mashrek countries
:	1 926	:	1 048	263	:	:	9 475	0	NICS1
:	964	:	315	144	:	:	:	0	NICS2A
:	2 310	:	235	457	:	:	:	0	NICS2LA
:	2 001	:	557	213	:	:	6 235	0	ASEAN
:	4 525	:	874	190	:	:	1 130	0	CIS countries

3.1

Year: 1994

Item: Goods

(Mio ECU)

	EUR15	EUR12	BLEU	DK	D	GR	E	F
	Net							
WORLD	76 698	68 911	5 740	5 470	41 394	-9 556	-12 376	6 719
INTRA EUR15	80573 (1)	:	8 310	:	29 892	-6 829	-3 727	4 452
EXTRA EUR15	: (2)	:	-2 050	:	11 838	-2 727	-8 578	2 393
INTRA EUR12	:	72044 (1)	7 135	2 370	23 353	-6 503	-2 529	4 916
EXTRA EUR12	:	: (2)	-876	3 100	18 378	-3 052	-9 776	1 930
EFTA (4 countries)	-4 895	-5 558	-1 048	:	3 887	:	-562	671
Other European countries	7 133	4 438	-275	:	3 299	:	220	388
Czech Republic	1 765	1 393	27	:	830	:	35	282
Hungary	2 013	1 213	60	:	642	:	56	111
Poland	1 902	1 524	51	:	495	:	121	149
Russia	-6 796	-6 175	-496	:	-735	:	-582	-1 156
Turkey	1 084	1 025	84	:	-378	:	98	411
Africa	-1 881	-2 171	-729	:	692	:	-2 263	2 892
North African countries	394	218	-32	:	-75	:	-571	2 126
Morocco	1 182	1 139	12	:	188	:	166	161
Other African countries	-2 275	-2 389	-697	:	768	:	-1 691	766
America	9 164	8 427	-1 709	:	7 343	:	-1 808	-146
Canada	755	684	-126	:	166	:	40	118
USA	1 827	1 490	-1 413	413	5 373	-220	-2 372	-1 495
Central American countries	5 602	5 406	-184	:	1 601	:	611	931
South American countries	980	846	14	:	202	:	-87	299
Argentina	2 471	2 267	36	:	398	:	205	618
Brazil	-1 591	-1 473	-29	:	307	:	-448	-587
Asia	-16 878	-15 540	1 643	:	-4 100	:	-4 126	-1 589
Near and Middle East countries	17 239	15 931	1 437	:	6 012	:	-439	1 244
Other Near and Middle East countries	3 106	2 878	105	:	612	:	26	513
Other Asian countries	-34 117	-31 472	206	:	-10 112	:	-3 688	-2 833
China	-9 580	-9 000	168	:	-2 502	:	-779	-1 427
India	118	86	787	:	-59	:	-98	-2
Japan	-28 167	-25 345	-950	370	-9 063	-256	-1 780	-2 970
Australia, Oceania and other countries	3 667	3 168	60	:	1 497	:	-39	178
Australia	4 265	3 759	102	:	1 609	:	-14	224
New Zealand	-274	-291	-40	:	40	:	-25	-70
International organisations	10	10	7	:	0	:	:	:
OECD countries	8 313	7 090	4 954	:	31 349	:	-7 961	2 702
Central and Eastern Europe countries	8 766	5 740	130	:	2 981	:	194	575
NAFTA	7 917	7 269	-1 461	:	7 430	:	-1 960	-557
ACP countries	-2 201	-2 181	-728	:	-444	:	-1 540	336
OPEC	2 677	2 143	159	:	3 035	:	-2 538	405
Mediterranean Basin	11 584	9 918	1 281	:	2 122	:	14	3 580
Maghreb countries	2 180	1 983	-138	:	-260	:	187	1 658
Mashrek countries	5 196	4 720	195	:	1 428	:	-15	1 047
NICS1	3 708	3 413	129	:	706	:	-103	1 413
NICS2A	-639	-639	118	:	473	:	-411	-93
NICS2LA	5 989	5 403	86	:	2 495	:	184	766
ASEAN	487	225	249	:	1 113	:	-702	82
CIS countries	-5 374	-5 092	-518	:	561	:	-681	-1 135

(1) Net EUR15/12 with Intra EUR15/12 = Asymmetry

(2) Due to Intra EUR15/12 asymmetries, it is preferable to use the net of EUR15/12 with the world that is considered to be closer to the correct Extra EUR15/12 balance

3.1

Year: 1994

Item: Goods

(Mio ECU)

IRL	I	NL	A	P	FIN	S	UK	EUI	
Net									
7 969	29 764	13 291	-8 924	-5 647	6 336	8 059	-13 654	-185	WORLD
:	13 816	30 173	-7 631	-3 180	4 090	:	-6 998	-175	INTRA EUR15
:	16 196	-17 737	-1 445	-2 576	2 157	:	-6 655	-10	EXTRA EUR15
:	13 302	30 873	-7 223	-3 399	3 304	:	-4 842	-175	INTRA EUR12
:	16 685	-18 437	-1 853	-2 357	2 943	:	-8 812	-11	EXTRA EUR12
:	-780	:	491	-238	-68	:	-4 992	0	EFTA (4 countries)
:	1 753	:	1 091	-142	840	:	898	-1	Other European countries
:	159	:	159	-9	71	:	:	0	Czech Republic
:	181	:	530	8	128	:	:	0	Hungary
:	714	:	65	-13	188	:	:	0	Poland
:	-1 820	:	-209	-100	-283	:	:	0	Russia
:	754	:	-101	-28	73	:	253	0	Turkey
:	-3 081	:	-182	-498	309	:	2 311	-5	Africa
:	-1 783	:	-89	-281	138	:	:	0	North African countries
:	222	:	-22	22	2	:	:	0	Morocco
:	-1 298	:	-93	-218	171	:	:	-5	Other African countries
:	9 682	:	-802	-329	411	:	531	-2	America
:	356	:	-63	48	45	:	138	0	Canada
:	6 660	-4 438	-719	66	418	:	-213	-1	USA
:	1 447	:	-14	-118	-42	:	:	0	Central American countries
:	1 220	:	-6	-324	-10	:	:	-1	South American countries
:	650	:	46	-3	52	:	:	0	Argentina
:	151	:	-64	-243	-45	:	:	0	Brazil
:	8 143	:	-2 147	-1 385	436	:	-6 180	-1	Asia
:	3 687	:	225	-401	329	:	:	0	Near and Middle East countries
:	875	:	48	10	52	:	:	0	Other Near and Middle East countries
:	4 456	:	-2 372	-983	107	:	:	-1	Other Asian countries
:	-454	:	-440	-118	85	:	:	0	China
:	-170	:	-84	-55	77	:	:	0	India
:	390	-3 373	-1 411	-480	-694	:	-7 201	0	Japan
:	454	:	105	15	228	:	776	0	Australia, Oceania and other countries
:	403	:	111	18	219	:	1 072	0	Australia
:	28	:	-5	-4	25	:	-150	0	New Zealand
:	0	:	0	0	:	:	0	0	International organisations
:	22 325	:	-9 291	-3 797	4 145	:	-17 884	-177	OECD countries
:	2 253	:	1 423	-27	989	:	208	0	Central and Eastern Europe countries
:	7 714	:	-744	75	498	:	131	-1	NAFTA
:	-195	:	-84	-173	50	:	1 420	-5	ACP countries
:	-650	:	-8	-1 079	:	:	3 441	-1	OPEC
:	2 966	:	448	-232	:	:	:	-1	Mediterranean Basin
:	-76	:	-69	-101	:	:	:	0	Maghreb countries
:	1 067	:	114	-96	:	:	:	0	Mashrek countries
:	4 505	:	-347	-157	:	:	-1 697	0	NICS1
:	333	:	-108	-91	:	:	:	0	NICS2A
:	1 477	:	52	-286	:	:	:	0	NICS2LA
:	1 063	:	-61	-136	:	:	-168	0	ASEAN
:	-2 239	:	-204	-133	:	:	49	0	CIS countries

3.2.
Year: 1994
Item: Services

(Mio ECU)

	EUR15	EUR12	BLEU	DK	D	GR	E	F
	Credit							
WORLD	394 478	353 629	31 655	13 369	52 985	11 116	28 362	74 993
INTRA EUR15	213 113	:	21 982	:	26 175	6 250	22 100	38 294
EXTRA EUR15	181 364	:	8 301	:	26 296	4 866	6 121	36 118
INTRA EUR12	:	176 523	21 119	4 212	22 143	5 935	21 310	36 747
EXTRA EUR12	:	177 106	9 163	9 157	30 330	5 181	6 911	37 664
EFTA (4 countries)	31 307	28 237	1 792	:	3 287	:	1 912	9 639
Other European countries	12 915	9 036	280	:	2 566	:	333	436
Czech Republic	1 800	1 121	22	:	339	:	39	69
Hungary	2 045	985	35	:	161	:	28	71
Poland	1 454	1 107	35	:	286	:	25	224
Russia	1 177	1 041	51	:	811	:	56	-447
Turkey	1 339	1 235	63	:	260	:	14	337
Africa	10 912	10 011	540	:	1 464	:	302	1 847
North African countries	5 063	4 629	103	:	410	:	251	1 686
Morocco	1 491	1 438	33	:	37	:	171	612
Other African countries	5 849	5 383	437	:	1 053	:	51	160
America	83 113	77 788	4 163	:	12 643	:	3 137	16 142
Canada	3 884	3 677	186	:	401	:	165	639
USA	71 517	66 720	3 663	4 640	10 749	3 186	2 400	14 098
Central American countries	3 413	3 202	198	:	547	:	233	764
South American countries	4 299	4 188	116	:	812	:	339	642
Argentina	1 024	984	-4	:	169	:	143	156
Brazil	1 398	1 426	69	:	215	:	37	227
Asia	37 680	34 758	1 281	:	5 816	:	389	6 102
Near and Middle East countries	6 874	6 101	191	:	1 223	:	79	-317
Other Near and Middle East countries	1 424	1 257	21	:	129	:	8	271
Other Asian countries	30 806	28 657	1 090	:	4 593	:	310	6 419
China	1 708	1 404	27	:	172	:	40	194
India	1 520	1 417	26	:	210	:	6	393
Japan	10 708	10 200	581	106	1 768	147	173	2 773
Australia, Oceania and other countries	4 248	4 047	128	:	423	:	19	272
Australia	3 271	3 114	92	:	264	:	16	230
New Zealand	777	741	29	:	83	:	2	37
International organisations	609	463	117	:	99	:	:	:
OECD countries	318 890	286 021	26 430	:	43 246	:	26 310	57 417
Central and Eastern Europe countries	7 532	4 239	132	:	1 141	:	120	423
NAFTA	72 882	67 955	3 876	:	11 511	:	2 629	15 042
ACP countries	3 391	3 119	363	:	351	:	70	9
OPEC	7 266	6 397	210	:	1 677	:	127	-1 008
Mediterranean Basin	11 032	9 358	279	:	1 310	:	359	2 675
Maghreb countries	3 529	3 303	84	:	119	:	234	1 515
Mashrek countries	1 977	1 679	37	:	271	:	22	501
NICS1	8 943	8 226	313	:	1 457	:	65	2 345
NICS2A	2 285	2 078	65	:	408	:	17	411
NICS2LA	4 285	4 143	100	:	778	:	339	833
ASEAN	6 039	5 621	185	:	954	:	34	1 435
CIS countries	1 747	1 620	54	:	1 010	:	60	-455

3.2.

Year: 1994

Item: Services

(Mio ECU)

IRL	I	NL	A	P	FIN	S	UK	EUI	
Credit									
3 303	44 833	36 449	24 952	5 463	4 585	11 312	51 083	41	WORLD
:	24 791	21 179	16 145	4 116	2 627	:	16 933	41	INTRA EUR15
:	19 184	15 223	8 580	1 347	1 465	:	34 150	0	EXTRA EUR15
:	23 433	19 863	15 946	3 935	1 533	:	15 500	41	INTRA EUR12
:	20 538	16 539	8 778	1 528	2 558	:	35 583	0	EXTRA EUR12
:	3 109	:	1 819	228	260	:	2 321	0	EFTA (4 countries)
:	712	:	2 926	3	335	:	2 009	0	Other European countries
:	32	:	628	0	3	:	:	0	Czech Republic
:	32	:	986	0	10	:	:	0	Hungary
:	61	:	290	0	14	:	:	0	Poland
:	122	:	-106	0	142	:	:	0	Russia
:	80	:	60	1	3	:	237	0	Turkey
:	649	:	372	175	11	:	2 775	0	Africa
:	281	:	248	17	6	:	:	0	North African countries
:	32	:	4	14	1	:	:	0	Morocco
:	368	:	124	158	4	:	:	0	Other African countries
:	11 698	:	1 855	767	814	:	13 535	0	America
:	460	:	64	107	27	:	1 061	0	Canada
:	10 409	4 533	1 754	538	779	:	11 063	0	USA
:	246	:	86	4	5	:	:	0	Central American countries
:	583	:	-49	117	3	:	:	0	South American countries
:	137	:	-2	2	0	:	:	0	Argentina
:	254	:	-72	101	1	:	:	0	Brazil
:	2 528	:	1 446	84	102	:	11 101	0	Asia
:	783	:	442	2	12	:	:	0	Near and Middle East countries
:	112	:	117	0	3	:	:	0	Other Near and Middle East countries
:	1 745	:	1 004	81	89	:	:	0	Other Asian countries
:	99	:	237	0	4	:	:	0	China
:	52	:	57	2	1	:	:	0	India
:	954	929	131	63	28	:	2 596	0	Japan
:	353	:	34	12	11	:	2 013	0	Australia, Oceania and other countries
:	325	:	31	12	10	:	1 588	0	Australia
:	23	:	3	0	0	:	406	0	New Zealand
:	2	:	129	0	:	:	139	0	International organisations
:	39 742	:	20 040	4 748	3 939	:	35 953	41	OECD countries
:	345	:	2 896	1	179	:	674	0	Central and Eastern Europe countries
:	10 676	:	1 852	581	831	:	12 268	0	NAFTA
:	290	:	47	84	2	:	1 351	0	ACP countries
:	798	:	411	18	:	:	3 231	0	OPEC
:	918	:	1 222	21	:	:	:	0	Mediterranean Basin
:	168	:	77	17	:	:	:	0	Maghreb countries
:	173	:	217	0	:	:	:	0	Mashrek countries
:	422	:	389	4	:	:	2 002	0	NICS1
:	104	:	115	0	:	:	:	0	NICS2A
:	460	:	-36	103	:	:	:	0	NICS2LA
:	235	:	186	1	:	:	1 719	0	ASEAN
:	138	:	-17	0	:	:	452	0	CIS countries

3.2.
Year: 1994
Item: Services

	(Mio ECU)							
	EUR15	EUR12	BLEU	DK	D	GR	E	F
	Debit							
WORLD	382 776	345 933	28 640	11 252	84 778	3 224	16 085	59 371
INTRA EUR15	214 958	:	19 073	:	47 375	1 663	10 236	29 775
EXTRA EUR15	167 818	:	8 762	:	37 357	1 561	5 659	28 615
INTRA EUR12	:	177 853	18 370	3 989	38 747	1 625	9 850	28 590
EXTRA EUR12	:	168 081	9 466	7 263	45 986	1 599	6 045	29 800
EFTA (4 countries)	25 201	22 765	1 892	:	7 482	:	837	3 689
Other European countries	18 056	15 008	464	:	5 235	:	294	1 123
Czech Republic	1 579	1 196	26	:	499	:	36	83
Hungary	1 543	990	41	:	328	:	19	62
Poland	1 987	1 789	81	:	854	:	14	136
Russia	3 068	2 541	76	:	893	:	73	207
Turkey	2 413	2 207	99	:	836	:	27	211
Africa	13 129	12 433	366	:	3 015	:	342	3 535
North African countries	7 165	6 779	111	:	1 864	:	220	1 861
Morocco	1 657	1 587	26	:	225	:	108	745
Other African countries	5 964	5 654	255	:	1 152	:	122	1 674
America	74 716	68 547	4 716	:	12 388	:	3 523	13 759
Canada	3 303	2 934	153	:	585	:	68	626
USA	64 045	58 654	4 253	4 804	9 916	999	2 968	11 845
Central American countries	3 486	3 283	194	:	911	:	218	730
South American countries	3 883	3 676	117	:	905	:	269	558
Argentina	701	668	13	:	172	:	58	92
Brazil	1 625	1 541	57	:	283	:	59	245
Asia	32 489	30 038	1 199	:	8 404	:	569	5 045
Near and Middle East countries	5 446	5 095	172	:	1 452	:	104	949
Other Near and Middle East countries	758	711	33	:	167	:	13	179
Other Asian countries	27 043	24 942	1 026	:	6 951	:	465	4 096
China	1 704	1 553	44	:	288	:	81	198
India	1 277	1 208	30	:	400	:	18	167
Japan	6 789	6 105	386	247	1 427	58	190	985
Australia, Oceania and other countries	3 094	2 895	71	:	548	:	27	372
Australia	2 407	2 246	60	:	362	:	23	303
New Zealand	513	486	8	:	96	:	3	56
International organisations	646	625	54	:	286	:	:	:
OECD countries	311 580	280 527	25 824	:	68 405	:	13 826	42 323
Central and Eastern Europe countries	7 791	5 790	211	:	2 706	:	98	413
NAFTA	65 611	59 987	4 430	:	10 782	:	3 040	12 637
ACP countries	5 555	5 283	234	:	914	:	143	1 647
OPEC	6 780	6 283	145	:	1 531	:	211	1 324
Mediterranean Basin	15 686	14 226	367	:	4 332	:	309	2 697
Maghreb countries	5 109	4 825	81	:	1 286	:	174	1 641
Mashrek countries	2 286	2 126	62	:	704	:	32	372
NICS1	8 787	8 133	443	:	2 557	:	86	1 893
NICS2A	3 341	3 106	76	:	1 014	:	52	500
NICS2LA	3 581	3 397	107	:	807	:	228	580
ASEAN	7 512	6 980	196	:	2 196	:	99	1 742
CIS countries	3 921	3 547	84	:	1 523	:	78	228

3.2.

Year: 1994

Item: Services

(Mio ECU)									
IRL	I	NL	A	P	FIN	S	UK	EUI	
Debit									
6 704	43 870	35 178	16 606	5 098	5 771	12 150	46 357	5 415	WORLD
:	25 329	20 791	10 425	3 629	3 208	:	21 509	5 307	INTRA EUR15
:	18 268	14 266	6 028	1 469	2 151	:	24 848	109	EXTRA EUR15
:	24 128	19 458	10 236	3 555	2 398	:	20 282	5 287	INTRA EUR12
:	19 468	15 601	6 216	1 544	2 960	:	26 074	129	EXTRA EUR12
:	2 469	:	1 136	253	328	:	1 691	18	EFTA (4 countries)
:	1 507	:	1 583	57	478	:	3 035	12	Other European countries
:	33	:	272	0	11	:	:	1	Czech Republic
:	51	:	421	0	18	:	:	2	Hungary
:	39	:	73	39	33	:	:	1	Poland
:	391	:	107	1	222	:	:	2	Russia
:	262	:	82	3	16	:	465	1	Turkey
:	1 407	:	105	76	39	:	1 429	23	Africa
:	873	:	73	8	12	:	:	3	North African countries
:	113	:	5	4	3	:	:	1	Morocco
:	533	:	32	68	26	:	:	21	Other African countries
:	9 730	:	2 451	893	1 058	:	11 206	27	America
:	329	:	161	36	86	:	741	1	Canada
:	8 387	5 340	2 224	715	922	:	9 412	13	USA
:	363	:	49	11	17	:	:	5	Central American countries
:	650	:	17	130	33	:	:	8	South American countries
:	118	:	3	14	3	:	:	1	Argentina
:	322	:	9	103	11	:	:	2	Brazil
:	2 879	:	699	112	284	:	5 827	26	Asia
:	634	:	78	11	24	:	:	4	Near and Middle East countries
:	71	:	15	1	2	:	:	1	Other Near and Middle East countries
:	2 244	:	621	101	260	:	:	22	Other Asian countries
:	271	:	24	1	26	:	:	1	China
:	134	:	5	1	7	:	:	1	India
:	754	546	280	60	83	:	1 114	13	Japan
:	240	:	52	2	33	:	1 202	3	Australia, Oceania and other countries
:	214	:	45	2	30	:	967	1	Australia
:	19	:	5	0	2	:	228	0	New Zealand
:	10	:	1	0	:	:	0	0	International organisations
:	37 548	:	14 364	4 174	4 882	:	35 886	5 355	OECD countries
:	384	:	1 321	41	224	:	662	7	Central and Eastern Europe countries
:	8 729	:	2 392	685	1 043	:	10 207	15	NAFTA
:	376	:	41	65	17	:	1 039	24	ACP countries
:	1 011	:	79	17	:	:	954	5	OPEC
:	1 971	:	668	28	:	:	:	9	Mediterranean Basin
:	399	:	37	7	:	:	:	2	Maghreb countries
:	296	:	43	1	:	:	:	2	Mashrek countries
:	680	:	217	20	:	:	920	2	NICS1
:	213	:	47	2	:	:	:	3	NICS2A
:	528	:	19	117	:	:	:	5	NICS2LA
:	501	:	136	3	:	:	1 035	4	ASEAN
:	407	:	128	2	:	:	424	3	CIS countries

3.2.
Year: 1994
Item: Services

(Mio ECU)

	EUR15	EUR12	BLEU	DK	D	GR	E	F
	Net							
WORLD	11 702	7 696	3 015	2 117	-31 793	7 892	12 277	15 622
INTRA EUR15	-1845(1)	:	2 908	:	-21 200	4 588	11 863	8 519
EXTRA EUR15	:(2)	:	-461	:	-11 061	3 304	462	7 503
INTRA EUR12	:	-1329 (1)	2 750	224	-16 604	4 310	11 459	8 157
EXTRA EUR12	:	:(2)	-303	1 894	-15 656	3 582	866	7 864
EFTA (4 countries)	6 106	5 472	-100	:	-4 195	:	1 075	5 950
Other European countries	-5 141	-5 971	-184	:	-2 669	:	39	-687
Czech Republic	221	-76	-4	:	-160	:	3	-14
Hungary	503	-5	-6	:	-167	:	9	10
Poland	-533	-683	-46	:	-567	:	11	88
Russia	-1 891	-1 500	-25	:	-82	:	-16	-654
Turkey	-1 074	-973	-36	:	-576	:	-12	126
Africa	-2 216	-2 422	174	:	-1 551	:	-40	-1 688
North African countries	-2 101	-2 150	-8	:	-1 453	:	30	-174
Morocco	-167	-149	7	:	-188	:	63	-133
Other African countries	-115	-271	182	:	-99	:	-71	-1 514
America	8 397	9 241	-553	:	255	:	-386	2 383
Canada	580	743	33	:	-185	:	97	13
USA	7 472	8 066	-589	-164	833	2 187	-568	2 253
Central American countries	-72	-81	4	:	-364	:	15	33
South American countries	416	513	0	:	-93	:	70	84
Argentina	323	316	-17	:	-3	:	85	64
Brazil	-228	-116	13	:	-68	:	-22	-18
Asia	5 191	4 721	83	:	-2 587	:	-180	1 057
Near and Middle East countries	1 428	1 006	19	:	-230	:	-25	-1 266
Other Near and Middle East countries	666	547	-12	:	-38	:	-5	92
Other Asian countries	3 763	3 715	64	:	-2 358	:	-155	2 324
China	4	-149	-17	:	-116	:	-41	-3
India	243	209	-4	:	-190	:	-12	226
Japan	3 919	4 095	195	-141	342	89	-17	1 787
Australia, Oceania and other countries	1 154	1 153	56	:	-125	:	-8	-100
Australia	865	868	32	:	-98	:	-8	-74
New Zealand	263	255	21	:	-12	:	-1	-19
International organisations	-37	-162	63	:	-187	:	:	:
OECD countries	7 310	5 494	606	:	-25 158	:	12 485	15 094
Central and Eastern Europe countries	-259	-1 551	-79	:	-1 566	:	22	9
NAFTA	7 271	7 968	-554	:	729	:	-411	2 404
ACP countries	-2 164	-2 164	129	:	-563	:	-73	-1 638
OPEC	487	114	66	:	146	:	-84	-2 332
Mediterranean Basin	-4 654	-4 868	-88	:	-3 022	:	50	-22
Maghreb countries	-1 580	-1 522	3	:	-1 168	:	60	-126
Mashrek countries	-309	-447	-25	:	-433	:	-10	129
NICS1	156	93	-130	:	-1 100	:	-21	452
NICS2A	-1 055	-1 028	-11	:	-606	:	-35	-89
NICS2LA	704	746	-7	:	-29	:	111	253
ASEAN	-1 472	-1 359	-10	:	-1 241	:	-65	-307
CIS countries	-2 173	-1 927	-29	:	-513	:	-18	-684

(1) Net EUR15/12 with Intra EUR15/12 = Asymmetry

(2) Due to Intra EUR15/12 asymmetries, it is preferable to use the net of EUR15/12 with the world that is considered to be closer to the correct Extra EUR15/12 balance

3.2.

Year: 1994

Item: Services

(Mio ECU)

IRL	I	NL	A	P	FIN	S	UK	EUI	
Net									
-3 401	963	1 270	8 346	365	-1 186	-838	4 727	-5 374	WORLD
:	-538	388	5 720	487	-581	:	-4 576	-5 266	INTRA EUR15
:	915	958	2 552	-122	-686	:	9 302	-108	EXTRA EUR15
:	-695	404	5 710	381	-865	:	-4 782	-5 246	INTRA EUR12
:	1 070	939	2 562	-16	-402	:	9 508	-128	EXTRA EUR12
:	640	:	683	-24	-68	:	630	-18	EFTA (4 countries)
:	-794	:	1 343	-53	-142	:	-1 026	-12	Other European countries
:	-1	:	356	0	-7	:	:	-1	Czech Republic
:	-19	:	564	0	-8	:	:	-2	Hungary
:	22	:	218	-38	-20	:	:	-1	Poland
:	-269	:	-213	-1	-80	:	:	-2	Russia
:	-182	:	-22	-2	-13	:	-228	-1	Turkey
:	-758	:	266	99	-28	:	1 346	-23	Africa
:	-593	:	175	9	-6	:	:	-3	North African countries
:	-82	:	-2	10	-2	:	:	-1	Morocco
:	-165	:	91	90	-22	:	:	-21	Other African countries
:	1 968	:	-596	-125	-245	:	2 329	-27	America
:	131	:	-97	71	-59	:	320	-1	Canada
:	2 022	-808	-470	-177	-143	:	1 651	-13	USA
:	-117	:	37	-7	-13	:	:	-5	Central American countries
:	-67	:	-66	-13	-31	:	:	-8	South American countries
:	19	:	-5	-11	-3	:	:	-1	Argentina
:	-68	:	-82	-2	-10	:	:	-2	Brazil
:	-351	:	747	-28	-182	:	5 274	-26	Asia
:	148	:	364	-8	-12	:	:	-4	Near and Middle East countries
:	40	:	102	-1	1	:	:	-1	Other Near and Middle East countries
:	-499	:	383	-20	-171	:	:	-22	Other Asian countries
:	-172	:	213	-1	-23	:	:	-1	China
:	-81	:	52	1	-6	:	:	-1	India
:	200	383	-149	2	-55	:	1 482	-13	Japan
:	114	:	-18	9	-23	:	811	-3	Australia, Oceania and other countries
:	111	:	-14	10	-19	:	621	-1	Australia
:	4	:	-1	0	-1	:	178	0	New Zealand
:	-8	:	128	0	:	:	139	0	International organisations
:	2 193	:	5 676	574	-944	:	67	-5 314	OECD countries
:	-39	:	1 575	-39	-45	:	12	-7	Central and Eastern Europe countries
:	1 947	:	-540	-103	-212	:	2 061	-15	NAFTA
:	-87	:	6	19	-15	:	312	-24	ACP countries
:	-214	:	332	0	:	:	2 277	-5	OPEC
:	-1 053	:	553	-8	:	:	:	-9	Mediterranean Basin
:	-231	:	41	10	:	:	:	-2	Maghreb countries
:	-123	:	174	-1	:	:	:	-2	Mashrek countries
:	-259	:	172	-16	:	:	1 081	-2	NICS1
:	-108	:	68	-1	:	:	:	-3	NICS2A
:	-68	:	-55	-14	:	:	:	-5	NICS2LA
:	-266	:	50	-3	:	:	684	-4	ASEAN
:	-269	:	-144	-2	:	:	28	-3	CIS countries

3.3.

Year: 1994

Item: Income

(Mio ECU)

	EUR15	EUR12	BLEU	DK	D	GR	E	F
	Credit							
WORLD	416 722	402 450	75 421	19 080	64 622	923	7 314	92 093
INTRA EUR15	228 805	:	56 073	:	40 448	440	2 700	36 078
EXTRA EUR15	187 917	:	17 641	:	24 156	483	1 859	29 424
INTRA EUR12	:	210 827	53 756	9 507	37 783	422	2 593	35 492
EXTRA EUR12	:	191 623	19 959	9 573	26 820	501	1 966	30 009
EFTA (4 countries)	20 525	19 560	2 295	:	3 449	:	58	3 129
Other European countries	9 142	8 388	514	:	2 859	:	6	395
Czech Republic	217	174	15	:	55	:	0	9
Hungary	918	757	58	:	332	:	0	20
Poland	1 122	1 030	160	:	394	:	1	96
Russia	2 896	2 728	101	:	1 275	:	-9	68
Turkey	1 145	1 099	92	:	451	:	1	113
Africa	9 760	9 489	370	:	951	:	98	2 176
North African countries	2 658	2 536	78	:	185	:	84	816
Morocco	593	574	12	:	29	:	17	297
Other African countries	7 103	6 953	292	:	766	:	13	1 360
America	95 647	93 702	10 011	:	10 953	:	1 620	15 812
Canada	6 899	6 683	993	:	1 332	:	67	491
USA	70 501	69 165	7 182	1 031	6 842	208	1 382	13 868
Central American countries	10 522	10 306	1 210	:	1 436	:	104	764
South American countries	7 726	7 548	626	:	1 344	:	67	689
Argentina	1 189	1 155	100	:	296	:	18	95
Brazil	3 599	3 496	408	:	704	:	14	412
Asia	40 455	39 331	3 519	:	3 926	:	76	6 934
Near and Middle East countries	4 883	4 672	363	:	593	:	1	294
Other Near and Middle East countries	1 040	1 010	159	:	115	:	0	85
Other Asian countries	35 572	34 659	3 155	:	3 334	:	76	6 640
China	946	892	61	:	113	:	7	203
India	716	700	33	:	153	:	1	76
Japan	16 877	16 507	1 886	83	1 471	140	60	4 868
Australia, Oceania and other countries	4 894	4 801	372	:	818	:	2	276
Australia	3 764	3 683	278	:	761	:	2	252
New Zealand	685	672	78	:	48	:	0	16
International organisations	4 960	4 541	560	:	1 200	:	:	:
OECD countries	325 011	312 575	65 876	:	55 215	:	4 276	52 597
Central and Eastern Europe countries	2 698	2 278	297	:	986	:	2	179
NAFTA	65 747	63 918	8 279	:	8 410	:	1 490	14 535
ACP countries	5 626	5 475	217	:	398	:	58	1 359
OPEC	5 196	4 912	321	:	690	:	15	810
Mediterranean Basin	5 123	4 853	244	:	1 016	:	88	1 085
Maghreb countries	1 737	1 654	72	:	132	:	23	507
Mashrek countries	1 288	1 228	12	:	230	:	62	392
NICS1	10 887	10 572	970	:	976	:	1	1 140
NICS2A	1 174	1 108	71	:	188	:	2	134
NICS2LA	6 328	6 141	644	:	1 295	:	95	713
ASEAN	7 057	6 819	556	:	723	:	7	846
CIS countries	2 598	2 416	254	:	1 345	:	-9	71

3.3.

Year: 1994

Item: Income

(Mio ECU)									
IRL	I	NL	A	P	FIN	S	UK	EUI	
Credit									
2 395	24 159	22 372	7 436	1 873	1 468	5 369	81 988	10 237	WORLD
:	16 601	13 476	4 591	1 291	1 203	:	31 653	9 670	INTRA EUR15
:	7 436	8 867	2 802	582	391	:	50 334	567	EXTRA EUR15
:	16 443	13 026	4 459	1 283	939	:	29 232	9 642	INTRA EUR12
:	7 548	9 316	2 934	590	655	:	52 756	595	EXTRA EUR12
:	1 496	:	598	41	88	:	3 167	30	EFTA (4 countries)
:	415	:	538	1	9	:	1 390	271	Other European countries
:	4	:	38	0	2	:	:	29	Czech Republic
:	4	:	144	0	4	:	:	67	Hungary
:	18	:	79	0	-5	:	:	18	Poland
:	309	:	123	0	-1	:	:	46	Russia
:	28	:	29	0	-1	:	273	1	Turkey
:	119	:	153	15	5	:	2 888	153	Africa
:	76	:	80	0	1	:	:	97	North African countries
:	7	:	10	0	0	:	:	18	Morocco
:	43	:	72	15	5	:	:	56	Other African countries
:	4 193	:	733	380	192	:	23 964	57	America
:	118	:	102	3	15	:	1 686	3	Canada
:	3 681	4 547	461	285	183	:	16 418	39	USA
:	220	:	120	80	-35	:	:	11	Central American countries
:	175	:	50	12	29	:	:	4	South American countries
:	22	:	13	0	2	:	:	4	Argentina
:	132	:	21	11	24	:	:	0	Brazil
:	728	:	455	130	91	:	15 680	50	Asia
:	316	:	134	0	0	:	:	26	Near and Middle East countries
:	6	:	14	0	0	:	:	13	Other Near and Middle East countries
:	412	:	321	129	91	:	:	24	Other Asian countries
:	8	:	36	0	3	:	:	0	China
:	8	:	4	0	1	:	:	0	India
:	251	726	113	31	32	:	6 880	24	Japan
:	32	:	19	0	5	:	2 383	5	Australia, Oceania and other countries
:	30	:	17	0	5	:	1 899	0	Australia
:	1	:	3	0	0	:	445	0	New Zealand
:	407	:	307	15	:	:	727	0	International organisations
:	21 455	:	5 937	1 652	1 524	:	63 388	9 767	OECD countries
:	53	:	373	0	7	:	236	217	Central and Eastern Europe countries
:	3 812	:	587	288	196	:	19 038	42	NAFTA
:	143	:	66	22	0	:	2 525	71	ACP countries
:	365	:	183	1	:	:	2 014	52	OPEC
:	137	:	174	1	:	:	:	169	Mediterranean Basin
:	61	:	51	0	:	:	:	72	Maghreb countries
:	10	:	35	0	:	:	:	38	Mashrek countries
:	133	:	98	6	:	:	6 015	0	NICS1
:	4	:	42	0	:	:	:	0	NICS2A
:	169	:	61	11	:	:	:	4	NICS2LA
:	57	:	97	3	:	:	3 758	0	ASEAN
:	315	:	131	0	:	:	76	47	CIS countries

3.3.
Year: 1994
Item: Income

(Mio ECU)

	EUR15	EUR12	BLEU	DK	D	GR	E	F
	Debit							
WORLD	460 481	435 711	71 027	23 099	65 550	1 952	14 202	99 112
INTRA EUR15	262 595	:	49 380	:	42 282	651	8 790	46 215
EXTRA EUR15	197 886	:	16 824	:	23 259	1 301	1 883	24 414
INTRA EUR12	:	240 005	48 248	12 600	39 676	638	8 752	45 220
EXTRA EUR12	:	195 706	17 956	10 500	25 865	1 314	1 921	25 408
EFTA (4 countries)	47 455	44 335	5 171	:	7 206	:	560	3 512
Other European countries	7 503	6 998	359	:	2 102	:	24	213
Czech Republic	932	893	16	:	651	:	0	7
Hungary	376	342	15	:	92	:	0	17
Poland	1 480	1 416	77	:	751	:	0	31
Russia	656	579	49	:	101	:	1	24
Turkey	630	601	48	:	173	:	0	31
Africa	5 308	5 119	383	:	263	:	31	314
North African countries	1 476	1 398	82	:	116	:	5	153
Morocco	437	413	35	:	21	:	1	49
Other African countries	3 832	3 722	301	:	147	:	26	160
America	87 175	83 335	8 286	:	7 572	:	1 058	14 398
Canada	3 978	3 794	632	:	320	:	13	496
USA	69 677	66 515	5 705	1 181	5 809	289	1 030	13 117
Central American countries	11 758	11 322	1 689	:	1 187	:	8	704
South American countries	1 762	1 704	261	:	256	:	6	81
Argentina	261	252	47	:	62	:	1	4
Brazil	632	610	163	:	76	:	1	16
Asia	40 748	38 730	2 189	:	4 961	:	205	5 250
Near and Middle East countries	6 847	6 548	326	:	1 001	:	5	446
Other Near and Middle East countries	703	667	82	:	57	:	0	90
Other Asian countries	33 901	32 181	1 863	:	3 960	:	200	4 804
China	666	642	22	:	62	:	0	57
India	316	305	10	:	59	:	0	7
Japan	15 534	14 540	1 318	178	2 363	513	195	3 912
Australia, Oceania and other countries	2 974	2 875	136	:	234	:	4	270
Australia	2 352	2 267	90	:	253	:	4	252
New Zealand	310	300	44	:	9	:	0	16
International organisations	3 294	3 149	300	:	891	:	:	:
OECD countries	374 399	351 204	61 399	:	59 003	:	10 248	59 165
Central and Eastern Europe countries	3 071	2 856	174	:	1 757	:	1	89
NAFTA	60 697	57 495	6 364	:	6 175	:	1 041	13 636
ACP countries	3 969	3 817	324	:	276	:	27	216
OPEC	6 186	5 893	201	:	855	:	10	318
Mediterranean Basin	3 076	2 824	353	:	587	:	26	361
Maghreb countries	760	717	49	:	37	:	5	113
Mashrek countries	784	724	114	:	125	:	1	129
NICS1	8 553	8 146	454	:	1 332	:	4	740
NICS2A	610	583	37	:	49	:	1	58
NICS2LA	1 289	1 227	248	:	227	:	-1	86
ASEAN	4 787	4 572	238	:	489	:	1	483
CIS countries	586	530	50	:	155	:	1	25

3.3.

Year: 1994

Item: Income

(Mio ECU)									
IRL	I	NL	A	P	FIN	S	UK	EUI	
Debit									
6 233	36 974	21 179	7 770	1 989	5 156	11 844	82 447	11 974	WORLD
:	27 104	12 064	4 464	1 422	3 634	:	32 456	10 611	INTRA EUR15
:	9 551	9 086	2 511	567	1 292	:	49 991	1 363	EXTRA EUR15
:	26 815	11 732	4 439	1 410	3 396	:	30 616	10 604	INTRA EUR12
:	9 794	9 418	2 536	579	1 530	:	51 831	1 370	EXTRA EUR12
:	1 512	:	1 060	81	405	:	10 073	438	EFTA (4 countries)
:	147	:	192	2	40	:	2 118	0	Other European countries
:	5	:	18	0	1	:	:	0	Czech Republic
:	9	:	22	0	0	:	:	0	Hungary
:	10	:	22	0	5	:	:	0	Poland
:	26	:	28	0	28	:	:	0	Russia
:	3	:	8	0	0	:	255	0	Turkey
:	72	:	40	4	1	:	2 424	1	Africa
:	30	:	30	0	1	:	:	0	North African countries
:	1	:	10	0	0	:	:	0	Morocco
:	42	:	10	4	0	:	:	1	Other African countries
:	6 416	:	698	343	606	:	18 309	629	America
:	65	:	51	1	:	:	953	55	Canada
:	5 624	3 812	592	198	595	:	13 640	574	USA
:	673	:	50	138	12	:	:	0	Central American countries
:	53	:	4	7	0	:	:	0	South American countries
:	10	:	0	0	0	:	:	0	Argentina
:	19	:	2	6	0	:	:	0	Brazil
:	992	:	503	124	235	:	14 838	296	Asia
:	214	:	64	1	9	:	:	0	Near and Middle East countries
:	5	:	12	1	0	:	:	0	Other Near and Middle East countries
:	778	:	439	123	226	:	:	296	Other Asian countries
:	4	:	3	0	0	:	:	0	China
:	3	:	1	0	0	:	:	0	India
:	550	339	383	41	207	:	4 531	295	Japan
:	50	:	4	0	4	:	1 560	0	Australia, Oceania and other countries
:	49	:	4	0	4	:	1 309	0	Australia
:	0	:	0	0	0	:	186	0	New Zealand
:	316	:	14	11	:	:	415	0	International organisations
:	34 094	:	6 569	1 743	4 844	:	63 193	11 973	OECD countries
:	65	:	130	1	10	:	384	0	Central and Eastern Europe countries
:	5 692	:	650	198	595	:	14 865	629	NAFTA
:	145	:	20	17	1	:	2 247	1	ACP countries
:	221	:	34	1	:	:	3 475	0	OPEC
:	91	:	127	2	:	:	:	0	Mediterranean Basin
:	15	:	12	0	:	:	:	0	Maghreb countries
:	14	:	28	1	:	:	:	0	Mashrek countries
:	203	:	47	1	:	:	4 034	0	NICS1
:	6	:	2	0	:	:	:	0	NICS2A
:	39	:	10	6	:	:	:	0	NICS2LA
:	131	:	14	0	:	:	2 373	0	ASEAN
:	29	:	33	0	:	:	188	0	CIS countries

3.3.
Year: 1994
Item: Income

(Mio ECU)

	EUR15	EUR12	BLEU	DK	D	GR	E	F
	Net							
WORLD	-43 759	-33 260	4 394	-4 019	-928	-1 029	-6 889	-7 018
INTRA EUR15	-33790 (1)	:	6 693	:	-1 834	-211	-6 091	-10 137
EXTRA EUR15	:(2)	:	817	:	897	-818	-23	5 010
INTRA EUR12	:	-29178 (1)	5 508	-3 093	-1 892	-216	-6 159	-9 728
EXTRA EUR12	:	:(2)	2 003	-926	955	-813	45	4 601
EFTA (4 countries)	-26 930	-24 775	-2 876	:	-3 757	:	-502	-384
Other European countries	1 639	1 390	154	:	756	:	-18	182
Czech Republic	-715	-719	-1	:	-597	:	0	2
Hungary	541	415	44	:	240	:	0	3
Poland	-358	-386	82	:	-357	:	1	65
Russia	2 240	2 149	53	:	1 174	:	-10	44
Turkey	515	497	44	:	278	:	1	81
Africa	4 452	4 370	-13	:	688	:	66	1 863
North African countries	1 181	1 139	-5	:	69	:	79	663
Morocco	156	162	-23	:	8	:	16	248
Other African countries	3 271	3 231	-8	:	620	:	-13	1 199
America	8 472	10 367	1 725	:	3 380	:	562	1 414
Canada	2 920	2 888	361	:	1 012	:	53	-5
USA	824	2 650	1 477	-150	1 032	-81	351	751
Central American countries	-1 236	-1 015	-478	:	248	:	96	60
South American countries	5 964	5 844	365	:	1 087	:	61	608
Argentina	928	903	53	:	234	:	17	91
Brazil	2 967	2 887	245	:	628	:	13	395
Asia	-293	601	1 330	:	-1 035	:	-129	1 684
Near and Middle East countries	-1 964	-1 876	37	:	-409	:	-5	-152
Other Near and Middle East countries	338	343	77	:	58	:	0	-5
Other Asian countries	1 671	2 478	1 293	:	-626	:	-124	1 836
China	279	250	39	:	51	:	7	146
India	400	395	23	:	94	:	1	69
Japan	1 343	1 967	568	-95	-892	-372	-135	956
Australia, Oceania and other countries	1 920	1 925	236	:	583	:	-2	6
Australia	1 412	1 415	188	:	508	:	-2	0
New Zealand	376	372	35	:	39	:	0	0
International organisations	1 666	1 392	261	:	309	:	:	:
OECD countries	-49 388	-38 629	4 477	:	-3 789	:	-5 972	-6 568
Central and Eastern Europe countries	-373	-578	123	:	-771	:	1	89
NAFTA	5 050	6 423	1 915	:	2 235	:	450	899
ACP countries	1 657	1 657	-107	:	122	:	32	1 143
OPEC	-990	-981	120	:	-164	:	5	491
Mediterranean Basin	2 047	2 028	-108	:	429	:	62	724
Maghreb countries	977	937	23	:	95	:	18	394
Mashrek countries	504	504	-102	:	104	:	61	263
NICS1	2 334	2 425	516	:	-356	:	-3	400
NICS2A	564	526	34	:	139	:	1	75
NICS2LA	5 039	4 914	396	:	1 068	:	96	627
ASEAN	2 270	2 247	318	:	234	:	6	363
CIS countries	2 011	1 886	205	:	1 189	:	-10	46

(1) Net EUR15/12 with Intra EUR15/12 = Asymmetry

(2) Due to Intra EUR15/12 asymmetries, it is preferable to use the net of EUR15/12 with the world that is considered to be closer to the correct Extra EUR15/12 balance

3.3.

Year: 1994

Item: Income

(Mio ECU)

IRL	I	NL	A	P	FIN	S	UK	EUI	
Net									
-3 838	-12 814	1 193	-334	-116	-3 689	-6 475	-459	-1 737	WORLD
:	-10 503	1 411	126	-131	-2 431	:	-803	-941	INTRA EUR15
:	-2 115	-218	291	15	-901	:	343	-796	EXTRA EUR15
:	-10 372	1 295	20	-127	-2 457	:	-1 384	-962	INTRA EUR12
:	-2 247	-101	398	11	-875	:	925	-775	EXTRA EUR12
:	-16	:	-463	-41	-317	:	-6 906	-407	EFTA (4 countries)
:	268	:	346	-2	-31	:	-728	271	Other European countries
:	-1	:	20	0	1	:	:	29	Czech Republic
:	-4	:	121	0	3	:	:	67	Hungary
:	7	:	57	0	-10	:	:	18	Poland
:	283	:	95	0	-29	:	:	46	Russia
:	25	:	21	0	-1	:	18	0	Turkey
:	47	:	113	11	4	:	464	152	Africa
:	46	:	51	0	0	:	:	97	North African countries
:	6	:	0	0	0	:	:	18	Morocco
:	1	:	62	11	4	:	:	56	Other African countries
:	-2 223	:	35	38	-415	:	5 654	-572	America
:	53	:	51	3	15	:	733	-51	Canada
:	-1 943	735	-131	87	-412	:	2 778	-535	USA
:	-453	:	70	-57	-46	:	:	11	Central American countries
:	121	:	46	5	29	:	:	4	South American countries
:	13	:	13	0	2	:	:	4	Argentina
:	113	:	20	5	24	:	:	0	Brazil
:	-264	:	-48	5	-144	:	842	-245	Asia
:	102	:	70	-1	-9	:	:	26	Near and Middle East countries
:	1	:	2	-1	0	:	:	13	Other Near and Middle East countries
:	-366	:	-119	6	-135	:	:	-272	Other Asian countries
:	4	:	33	0	3	:	:	0	China
:	5	:	3	0	1	:	:	0	India
:	-299	387	-269	-10	-174	:	2 349	-271	Japan
:	-18	:	16	0	1	:	823	5	Australia, Oceania and other countries
:	-19	:	13	0	1	:	590	0	Australia
:	1	:	3	0	0	:	259	0	New Zealand
:	91	:	293	3	:	:	312	0	International organisations
:	-12 638	:	-632	-91	-3 320	:	195	-2 206	OECD countries
:	-12	:	243	-1	-3	:	-148	217	Central and Eastern Europe countries
:	-1 880	:	-63	90	-398	:	4 174	-587	NAFTA
:	-2	:	45	5	-1	:	278	70	ACP countries
:	143	:	149	0	:	:	-1 461	52	OPEC
:	46	:	47	-1	:	:	:	168	Mediterranean Basin
:	46	:	39	0	:	:	:	72	Maghreb countries
:	-4	:	7	-1	:	:	:	38	Mashrek countries
:	-70	:	51	5	:	:	1 981	0	NICS1
:	-2	:	40	0	:	:	:	0	NICS2A
:	130	:	52	5	:	:	:	4	NICS2LA
:	-74	:	83	3	:	:	1 385	0	ASEAN
:	285	:	98	0	:	:	-113	47	CIS countries

3.4.

Year: 1994

Item: Current Transfers

(Mio ECU)

	EUR15	EUR12	BLEU	DK	D	GR	E	F
	Credit							
WORLD	145 056	142 853	5 460	1 834	17 345	4 627	7 924	14 021
INTRA EUR15	130 748	:	4 193	:	11 816	3 718	6 612	12 793
EXTRA EUR15	14 308	:	1 215	:	5 526	909	1 276	1 172
INTRA EUR12	:	127 808	4 053	1 645	11 029	3 666	6 582	12 763
EXTRA EUR12	:	15 045	1 355	190	6 313	961	1 306	1 203
EFTA (4 countries)	4 746	4 476	385	:	1 440	:	436	526
Other European countries	1 197	1 123	46	:	694	:	31	11
Czech Republic	255	249	2	:	183	:	0	1
Hungary	60	45	3	:	24	:	1	1
Poland	453	440	15	:	311	:	2	3
Russia	101	94	4	:	43	:	1	1
Turkey	51	44	7	:	21	:	0	2
Africa	601	590	150	:	138	:	31	86
North African countries	168	166	19	:	14	:	19	55
Morocco	35	35	5	:	3	:	8	12
Other African countries	433	425	131	:	125	:	12	31
America	5 713	5 541	492	:	2 348	:	701	436
Canada	236	224	24	:	91	:	12	8
USA	4 761	4 614	414	7	2 014	684	430	420
Central American countries	274	268	34	:	101	:	82	2
South American countries	441	435	21	:	141	:	176	5
Argentina	107	106	3	:	27	:	52	1
Brazil	103	102	4	:	43	:	20	3
Asia	1 764	1 691	114	:	818	:	50	83
Near and Middle East countries	370	360	22	:	160	:	16	18
Other Near and Middle East countries	35	35	6	:	8	:	1	5
Other Asian countries	1 394	1 331	91	:	658	:	34	65
China	67	65	2	:	41	:	1	0
India	18	18	1	:	9	:	0	1
Japan	713	668	36	0	410	4	22	51
Australia, Oceania and other countries	229	221	9	:	87	:	28	5
Australia	192	185	7	:	69	:	28	5
New Zealand	31	31	1	:	16	:	0	0
International organisations	30	29	19	:	0	:	:	:
OECD countries	108 743	106 922	3 435	:	15 878	:	2 564	2 469
Central and Eastern Europe countries	883	832	24	:	614	:	4	5
NAFTA	5 007	4 865	447	:	2 155	:	494	429
ACP countries	307	304	128	:	44	:	20	30
OPEC	594	578	25	:	110	:	100	55
Mediterranean Basin	480	451	50	:	171	:	27	71
Maghreb countries	122	119	16	:	6	:	17	55
Mashrek countries	64	62	9	:	12	:	2	5
NICS1	318	308	21	:	134	:	6	10
NICS2A	112	109	26	:	37	:	2	1
NICS2LA	380	373	19	:	131	:	130	4
ASEAN	219	214	34	:	75	:	3	4
CIS countries	112	105	4	:	49	:	1	1

3.4.

Year: 1994

Item: Current Transfers

(Mio ECU)

IRL	I	NL	A	P	FIN	S	UK	EUI	
Credit									
2 250	8 326	3 539	1 704	6 201	288	490	5 480	68 866	WORLD
:	7 094	3 107	1 246	4 908	149	:	4 892	68 840	INTRA EUR15
:	1 224	427	424	1 293	93	:	587	26	EXTRA EUR15
:	7 037	3 084	1 237	4 896	85	:	4 867	68 756	INTRA EUR12
:	1 281	449	434	1 305	158	:	612	109	EXTRA EUR12
:	806	:	208	582	32	:	21	26	EFTA (4 countries)
:	23	:	58	3	12	:	143	0	Other European countries
:	1	:	5	0	0	:	:	0	Czech Republic
:	1	:	11	0	5	:	:	0	Hungary
:	1	:	12	0	0	:	:	0	Poland
:	8	:	5	0	2	:	:	0	Russia
:	2	:	8	0	0	:	4	0	Turkey
:	28	:	4	44	1	:	31	0	Africa
:	14	:	1	1	0	:	:	0	North African countries
:	1	:	0	1	0	:	:	0	Morocco
:	14	:	3	43	1	:	:	0	Other African countries
:	287	:	92	615	37	:	165	0	America
:	10	:	7	86	4	:	11	0	Canada
:	248	119	82	480	30	:	136	0	USA
:	8	:	1	5	3	:	:	0	Central American countries
:	21	:	1	43	0	:	:	0	South American countries
:	7	:	0	0	0	:	:	0	Argentina
:	3	:	1	20	0	:	:	0	Brazil
:	46	:	57	39	10	:	186	0	Asia
:	13	:	7	0	1	:	:	0	Near and Middle East countries
:	3	:	0	0	0	:	:	0	Other Near and Middle East countries
:	33	:	49	38	9	:	:	0	Other Asian countries
:	1	:	1	0	0	:	:	0	China
:	1	:	0	0	0	:	:	0	India
:	15	14	41	2	6	:	40	0	Japan
:	8	:	5	11	2	:	40	0	Australia, Oceania and other countries
:	7	:	5	10	2	:	32	0	Australia
:	0	:	0	0	0	:	8	0	New Zealand
:	0	:	1	0	:	:	0	0	International organisations
:	2 191	:	1 598	6 067	223	:	494	68 865	OECD countries
:	9	:	44	0	9	:	70	0	Central and Eastern Europe countries
:	260	:	90	567	34	:	147	0	NAFTA
:	16	:	3	21	-1	:	12	0	ACP countries
:	27	:	7	23	:	:	159	0	OPEC
:	26	:	25	3	:	:	:	0	Mediterranean Basin
:	4	:	0	1	:	:	:	0	Maghreb countries
:	6	:	1	0	:	:	:	0	Mashrek countries
:	12	:	5	0	:	:	51	0	NICS1
:	1	:	1	0	:	:	:	0	NICS2A
:	12	:	2	20	:	:	:	0	NICS2LA
:	4	:	2	0	:	:	37	0	ASEAN
:	8	:	6	0	:	:	14	0	CIS countries

3.4.
Year: 1994
Item: Current Transfers

(Mio ECU)

	EUR15	EUR12	BLEU	DK	D	GR	E	F
	Debit							
WORLD	180 707	175 747	8 278	2 900	49 255	23	6 679	23 780
INTRA EUR15	137 044	:	6 042	:	32 166	7	5 835	18 947
EXTRA EUR15	43 663	:	1 881	:	16 931	17	807	4 749
INTRA EUR12	:	132 476	5 844	1 531	31 002	7	5 813	18 917
EXTRA EUR12	:	43 271	2 080	1 368	18 095	17	830	4 780
EFTA (4 countries)	4 506	4 157	415	:	2 236	:	102	245
Other European countries	10 185	9 705	91	:	6 013	:	53	180
Czech Republic	212	195	5	:	129	:	0	10
Hungary	290	258	4	:	108	:	0	4
Poland	646	628	21	:	250	:	2	84
Russia	2 038	1 992	6	:	1 651	:	1	5
Turkey	3 566	3 402	29	:	2 965	:	1	40
Africa	7 273	7 104	321	:	1 131	:	57	1 883
North African countries	2 023	1 990	90	:	173	:	30	1 106
Morocco	926	914	78	:	69	:	28	437
Other African countries	5 251	5 114	231	:	958	:	27	777
America	9 429	8 891	702	:	3 514	:	546	422
Canada	1 120	1 073	22	:	334	:	5	64
USA	5 946	5 545	541	60	2 305	12	388	229
Central American countries	858	813	91	:	281	:	50	45
South American countries	1 505	1 462	48	:	593	:	104	83
Argentina	227	222	3	:	99	:	20	11
Brazil	356	343	11	:	179	:	9	27
Asia	5 144	4 978	157	:	2 199	:	38	275
Near and Middle East countries	1 841	1 792	28	:	924	:	4	90
Other Near and Middle East countries	293	288	7	:	69	:	2	34
Other Asian countries	3 303	3 187	129	:	1 275	:	34	185
China	187	183	7	:	76	:	3	9
India	470	451	16	:	203	:	9	20
Japan	453	442	32	5	321	1	6	18
Australia, Oceania and other countries	1 064	1 028	11	:	158	:	10	21
Australia	788	761	9	:	113	:	10	15
New Zealand	144	141	2	:	22	:	0	0
International organisations	5 570	5 399	183	:	1 680	:	:	:
OECD countries	106 167	102 917	4 082	:	40 488	:	1 340	3 175
Central and Eastern Europe countries	3 024	2 855	41	:	1 293	:	8	126
NAFTA	6 691	6 293	568	:	2 714	:	405	314
ACP countries	4 737	4 639	238	:	840	:	43	795
OPEC	1 135	1 102	32	:	193	:	22	574
Mediterranean Basin	9 054	8 655	155	:	4 628	:	39	1 223
Maghreb countries	1 807	1 767	87	:	114	:	29	1 078
Mashrek countries	387	377	9	:	102	:	2	58
NICS1	553	536	34	:	156	:	3	22
NICS2A	437	413	19	:	169	:	11	14
NICS2LA	908	874	34	:	422	:	48	69
ASEAN	813	777	43	:	271	:	12	62
CIS countries	2 348	2 286	7	:	1 766	:	1	12

3.4.

Year: 1994

Item: Current Transfers

(Mio ECU)

IRL	I	NL	A	P	FIN	S	UK	EUI	
Debit									
772	14 850	7 955	2 314	1 683	720	1 972	14 241	45 291	WORLD
:	10 824	5 666	1 354	1 516	298	:	9 239	41 616	INTRA EUR15
:	3 753	2 286	767	167	272	:	5 002	3 675	EXTRA EUR15
:	10 794	5 643	1 345	1 510	201	:	9 226	41 592	INTRA EUR12
:	3 783	2 309	776	174	368	:	5 015	3 699	EXTRA EUR12
:	215	:	156	26	75	:	18	12	EFTA (4 countries)
:	193	:	251	2	22	:	270	1 040	Other European countries
:	1	:	15	0	0	:	:	25	Czech Republic
:	1	:	24	0	6	:	:	119	Hungary
:	2	:	11	0	1	:	:	215	Poland
:	4	:	8	0	8	:	:	76	Russia
:	2	:	112	0	1	:	33	5	Turkey
:	26	:	27	16	34	:	776	1 798	Africa
:	10	:	5	0	1	:	:	267	North African countries
:	4	:	0	0	0	:	:	134	Morocco
:	16	:	23	16	32	:	:	1 531	Other African countries
:	1 104	:	233	111	117	:	689	264	America
:	207	:	17	19	9	:	233	0	Canada
:	830	268	171	73	104	:	205	5	USA
:	6	:	28	1	2	:	:	111	Central American countries
:	61	:	17	19	1	:	:	148	South American countries
:	30	:	1	0	0	:	:	10	Argentina
:	10	:	7	14	0	:	:	22	Brazil
:	52	:	61	9	21	:	945	507	Asia
:	8	:	20	0	4	:	:	158	Near and Middle East countries
:	2	:	3	0	0	:	:	124	Other Near and Middle East countries
:	43	:	40	8	17	:	:	349	Other Asian countries
:	5	:	1	0	0	:	:	14	China
:	2	:	12	0	1	:	:	57	India
:	7	12	3	1	2	:	2	1	Japan
:	214	:	14	3	3	:	437	31	Australia, Oceania and other countries
:	212	:	13	2	3	:	327	0	Australia
:	0	:	1	0	0	:	76	30	New Zealand
:	688	:	26	0	:	:	1 294	23	International organisations
:	2 396	:	1 826	1 637	491	:	1 463	41 683	OECD countries
:	175	:	128	2	12	:	101	913	Central and Eastern Europe countries
:	1 038	:	189	92	114	:	443	17	NAFTA
:	15	:	17	10	33	:	913	1 481	ACP countries
:	12	:	7	5	:	:	120	47	OPEC
:	195	:	201	1	:	:	:	632	Mediterranean Basin
:	6	:	1	0	:	:	:	186	Maghreb countries
:	5	:	5	0	:	:	:	154	Mashrek countries
:	8	:	4	0	:	:	225	3	NICS1
:	17	:	15	0	:	:	:	49	NICS2A
:	43	:	13	14	:	:	:	59	NICS2LA
:	19	:	18	1	:	:	185	87	ASEAN
:	5	:	10	0	:	:	91	209	CIS countries

3.4.
Year: 1994
Item: Current Transfers

(Mio ECU)

	EUR15	EUR12	BLEU	DK	D	GR	E	F
	Net							
WORLD	-35 651	-32 894	-2 818	-1 065	-31 909	4 603	1 244	-9 759
INTRA EUR15	-6296 (1)	:	-1 849	:	-20 350	3 711	776	-6 154
EXTRA EUR15	:(2)	:	-666	:	-11 405	892	469	-3 577
INTRA EUR12	:	-4668 (1)	-1 791	114	-19 973	3 659	769	-6 154
EXTRA EUR12	:	:(2)	-725	-1 179	-11 782	944	476	-3 577
EFTA (4 countries)	240	320	-30	:	-796	:	334	281
Other European countries	-8 988	-8 581	-46	:	-5 319	:	-23	-169
Czech Republic	43	54	-3	:	54	:	0	-9
Hungary	-230	-213	-1	:	-84	:	0	-3
Poland	-193	-188	-6	:	61	:	1	-81
Russia	-1 937	-1 898	-2	:	-1 608	:	0	-4
Turkey	-3 515	-3 358	-22	:	-2 944	:	0	-38
Africa	-6 673	-6 514	-170	:	-992	:	-26	-1 797
North African countries	-1 854	-1 824	-70	:	-159	:	-11	-1 051
Morocco	-891	-879	-73	:	-67	:	-20	-425
Other African countries	-4 818	-4 690	-100	:	-833	:	-15	-747
America	-3 717	-3 350	-210	:	-1 166	:	155	14
Canada	-884	-849	1	:	-243	:	7	-56
USA	-1 185	-930	-127	-53	-291	673	42	191
Central American countries	-584	-545	-57	:	-180	:	32	-43
South American countries	-1 064	-1 026	-27	:	-452	:	73	-78
Argentina	-120	-117	0	:	-72	:	32	-10
Brazil	-253	-241	-7	:	-136	:	11	-25
Asia	-3 380	-3 288	-44	:	-1 381	:	11	-192
Near and Middle East countries	-1 472	-1 432	-6	:	-764	:	11	-71
Other Near and Middle East countries	-258	-253	-1	:	-61	:	0	-29
Other Asian countries	-1 908	-1 855	-38	:	-617	:	0	-120
China	-120	-118	-5	:	-36	:	-2	-9
India	-452	-433	-15	:	-194	:	-9	-19
Japan	260	226	3	-5	89	3	16	33
Australia, Oceania and other countries	-835	-807	-2	:	-71	:	18	-16
Australia	-596	-576	-1	:	-44	:	17	-10
New Zealand	-112	-110	-1	:	-6	:	0	0
International organisations	-5 541	-5 371	-164	:	-1 680	:	:	:
OECD countries	2 576	4 005	-647	:	-24 610	:	1 225	-706
Central and Eastern Europe countries	-2 141	-2 024	-17	:	-679	:	-3	-121
NAFTA	-1 684	-1 428	-121	:	-559	:	89	115
ACP countries	-4 430	-4 335	-110	:	-796	:	-24	-765
OPEC	-541	-523	-7	:	-83	:	78	-519
Mediterranean Basin	-8 574	-8 204	-105	:	-4 457	:	-13	-1 152
Maghreb countries	-1 685	-1 647	-71	:	-108	:	-13	-1 022
Mashrek countries	-324	-315	0	:	-90	:	0	-53
NICS1	-235	-228	-13	:	-23	:	3	-12
NICS2A	-325	-304	7	:	-132	:	-9	-13
NICS2LA	-527	-502	-15	:	-291	:	82	-65
ASEAN	-594	-564	-9	:	-196	:	-9	-58
CIS countries	-2 236	-2 180	-3	:	-1 718	:	0	-11

(1) Net EUR15/12 with Intra EUR15/12 = Asymmetry

(2) Due to Intra EUR15/12 asymmetries, it is preferable to use the net of EUR15/12 with the world that is considered to be closer to the correct Extra EUR15/12 balance

3.4.

Year: 1994

Item: Current Transfers

(Mio ECU)

IRL	I	NL	A	P	FIN	S	UK	EUI	
Net									
1 478	-6 523	-4 417	-610	4 518	-432	-1 483	-8 761	23 575	WORLD
:	-3 729	-2 559	-107	3 392	-149	:	-4 346	27 224	INTRA EUR15
:	-2 530	-1 859	-343	1 126	-178	:	-4 415	-3 649	EXTRA EUR15
:	-3 756	-2 559	-108	3 386	-116	:	-4 359	27 164	INTRA EUR12
:	-2 503	-1 860	-342	1 132	-210	:	-4 403	-3 589	EXTRA EUR12
:	591	:	52	555	-42	:	3	13	EFTA (4 countries)
:	-170	:	-193	1	-11	:	-128	-1 039	Other European countries
:	0	:	-10	0	0	:	:	-25	Czech Republic
:	0	:	-13	0	-1	:	:	-119	Hungary
:	-1	:	1	0	-1	:	:	-215	Poland
:	4	:	-3	0	-6	:	:	-76	Russia
:	0	:	-104	0	-1	:	-29	-5	Turkey
:	2	:	-23	28	-33	:	-745	-1 798	Africa
:	4	:	-3	1	-1	:	:	-267	North African countries
:	-3	:	0	1	0	:	:	-134	Morocco
:	-2	:	-20	27	-32	:	:	-1 531	Other African countries
:	-817	:	-141	503	-80	:	-524	-264	America
:	-196	:	-10	68	-5	:	-222	0	Canada
:	-583	-150	-89	407	-75	:	-70	-5	USA
:	2	:	-27	4	0	:	:	-110	Central American countries
:	-40	:	-16	24	-1	:	:	-148	South American countries
:	-23	:	-1	0	0	:	:	-10	Argentina
:	-8	:	-7	7	0	:	:	-22	Brazil
:	-5	:	-4	30	-11	:	-759	-507	Asia
:	5	:	-13	0	-3	:	:	-158	Near and Middle East countries
:	1	:	-3	0	0	:	:	-124	Other Near and Middle East countries
:	-10	:	9	30	-8	:	:	-349	Other Asian countries
:	-4	:	0	0	0	:	:	-14	China
:	-2	:	-12	0	-1	:	:	-57	India
:	8	2	38	1	4	:	38	-1	Japan
:	-206	:	-9	8	-1	:	-397	-31	Australia, Oceania and other countries
:	-205	:	-8	8	-1	:	-295	0	Australia
:	0	:	0	0	0	:	-68	-30	New Zealand
:	-688	:	-25	0	:	:	-1 294	-23	International organisations
:	-205	:	-228	4 430	-269	:	-969	27 183	OECD countries
:	-166	:	-84	-1	-3	:	-32	-913	Central and Eastern Europe countries
:	-779	:	-99	475	-80	:	-296	-17	NAFTA
:	1	:	-15	11	-33	:	-901	-1 481	ACP countries
:	16	:	0	18	:	:	40	-47	OPEC
:	-168	:	-175	2	:	:	:	-632	Mediterranean Basin
:	-2	:	0	1	:	:	:	-186	Maghreb countries
:	1	:	-4	0	:	:	:	-154	Mashrek countries
:	5	:	1	0	:	:	-174	-3	NICS1
:	-16	:	-13	0	:	:	:	-49	NICS2A
:	-31	:	-12	6	:	:	:	-59	NICS2LA
:	-15	:	-17	-1	:	:	-149	-87	ASEAN
:	4	:	-5	0	:	:	-77	-209	CIS countries

3.5.
Year: 1994
Item: Current Account

	(Mio ECU)							
	EUR15	EUR12	BLEU	DK	D	GR	E	F
	Credit							
WORLD	2 318 381	2 148 515	215 797	69 389	496 774	21 053	105 827	369 554
INTRA EUR15	1 436 453	:	161 675	:	288 525	13 044	75 412	209 036
EXTRA EUR15	881 928	:	51 953	:	206 796	8 010	27 412	132 870
INTRA EUR12	:	1 244 476	153 484	33 597	249 027	12 540	73 278	201 800
EXTRA EUR12	:	904 039	60 144	35 793	246 296	8 513	29 546	140 106
EFTA (4 countries)	118 741	108 414	9 752	:	30 954	:	3 398	20 958
Other European countries	100 974	85 190	2 264	:	38 540	:	2 443	6 740
Czech Republic	12 147	9 916	203	:	5 795	:	185	627
Hungary	11 425	8 306	271	:	3 939	:	230	479
Poland	14 520	12 799	494	:	6 614	:	318	1 084
Russia	17 831	15 211	354	:	8 070	:	299	613
Turkey	11 699	10 946	451	:	4 047	:	331	1 614
Africa	62 065	58 342	2 228	:	10 221	:	2 911	14 507
North African countries	30 338	28 420	699	:	3 974	:	2 128	8 579
Morocco	6 977	6 680	163	:	719	:	772	2 610
Other African countries	31 727	29 922	1 529	:	6 247	:	782	5 928
America	333 784	316 448	23 241	:	64 541	:	12 859	51 881
Canada	21 357	20 116	1 511	:	4 056	:	612	2 492
USA	252 099	238 791	18 701	7 523	47 427	5 208	7 446	41 822
Central American countries	26 276	25 159	1 808	:	4 964	:	2 197	3 248
South American countries	34 052	32 383	1 221	:	7 959	:	2 605	4 320
Argentina	7 821	7 406	160	:	1 550	:	974	1 152
Brazil	13 013	12 441	709	:	3 611	:	373	1 485
Asia	237 312	221 710	12 928	:	57 075	:	5 456	34 806
Near and Middle East countries	49 977	46 543	2 842	:	10 965	:	1 477	5 619
Other Near and Middle East countries	7 953	7 414	316	:	1 379	:	203	1 203
Other Asian countries	187 335	175 167	10 086	:	46 109	:	3 980	29 187
China	18 283	16 706	508	:	5 637	:	705	2 219
India	9 388	8 822	1 502	:	2 147	:	177	1 183
Japan	56 479	53 426	3 829	1 583	12 710	332	1 118	11 670
Australia, Oceania and other countries	20 123	18 915	838	:	4 168	:	317	1 569
Australia	16 272	15 240	664	:	3 535	:	274	1 352
New Zealand	2 992	2 832	148	:	510	:	34	171
International organisations	5 610	5 043	704	:	1 299	:	:	:
OECD countries	1 761 142	1 628 561	190 281	:	392 168	:	84 333	231 655
Central and Eastern Europe countries	59 775	48 271	1 275	:	23 674	:	994	3 510
NAFTA	266 311	251 166	20 489	:	54 412	:	9 363	45 929
ACP countries	27 803	26 416	1 151	:	2 213	:	836	5 243
OPEC	52 661	48 304	1 646	:	11 741	:	2 159	6 855
Mediterranean Basin	77 656	70 333	3 054	:	16 037	:	3 513	13 771
Maghreb countries	20 600	19 175	520	:	1 984	:	1 749	7 140
Mashrek countries	13 377	12 238	311	:	2 670	:	477	2 446
NICS1	63 448	59 080	3 097	:	15 281	:	1 444	9 139
NICS2A	17 046	15 746	632	:	5 427	:	285	2 472
NICS2LA	34 319	32 281	1 243	:	8 665	:	3 081	4 761
ASEAN	42 670	39 734	1 748	:	10 918	:	731	6 455
CIS countries	21 285	19 279	537	:	10 586	:	339	927

3.5.

Year: 1994

Item: Current Account

(Mio ECU)									
IRL	I	NL	A	P	FIN	S	UK	EUI	
Credit									
36 218	236 801	180 264	:	:	31 228	67 712	311 852	79 144	WORLD
:	140 105	130 028	:	:	18 437	:	151 933	78 551	INTRA EUR15
:	95 649	49 297	:	:	12 255	:	159 919	593	EXTRA EUR15
:	132 518	124 307	:	:	14 047	:	140 784	78 439	INTRA EUR12
:	103 159	55 018	:	:	16 644	:	171 068	704	EXTRA EUR12
:	12 161	:	:	:	1 560	:	11 329	56	EFTA (4 countries)
:	13 616	:	:	:	3 444	:	8 637	271	Other European countries
:	759	:	:	:	142	:	:	29	Czech Republic
:	1 029	:	:	:	205	:	:	67	Hungary
:	1 566	:	:	:	420	:	:	18	Poland
:	2 268	:	:	:	1 435	:	:	46	Russia
:	1 716	:	:	:	108	:	1 545	1	Turkey
:	6 588	:	:	:	441	:	11 650	153	Africa
:	4 240	:	:	:	188	:	:	97	North African countries
:	545	:	:	:	27	:	:	18	Morocco
:	2 348	:	:	:	253	:	:	56	Other African countries
:	36 224	:	:	:	3 385	:	65 669	57	America
:	2 051	:	:	:	212	:	5 203	3	Canada
:	27 021	13 883	:	:	2 777	:	49 088	39	USA
:	2 304	:	:	:	77	:	:	11	Central American countries
:	4 848	:	:	:	319	:	:	4	South American countries
:	1 346	:	:	:	71	:	:	4	Argentina
:	1 942	:	:	:	116	:	:	0	Brazil
:	24 726	:	:	:	3 126	:	54 005	50	Asia
:	7 635	:	:	:	402	:	:	26	Near and Middle East countries
:	1 441	:	:	:	55	:	:	13	Other Near and Middle East countries
:	17 091	:	:	:	2 725	:	:	24	Other Asian countries
:	2 028	:	:	:	370	:	:	0	China
:	656	:	:	:	117	:	:	0	India
:	4 625	2 885	:	:	580	:	13 216	24	Japan
:	1 695	:	:	:	366	:	7 370	6	Australia, Oceania and other countries
:	1 459	:	:	:	332	:	5 894	0	Australia
:	190	:	:	:	33	:	1 368	0	New Zealand
:	410	:	:	:	:	:	866	0	International organisations
:	182 956	:	:	:	24 291	:	236 143	78 673	OECD countries
:	7 836	:	:	:	1 802	:	4 690	218	Central and Eastern Europe countries
:	29 671	:	:	:	3 063	:	55 870	42	NAFTA
:	2 034	:	:	:	133	:	11 171	71	ACP countries
:	7 228	:	:	:	:	:	12 653	52	OPEC
:	13 457	:	:	:	:	:	:	169	Mediterranean Basin
:	2 336	:	:	:	:	:	:	72	Maghreb countries
:	2 607	:	:	:	:	:	:	38	Mashrek countries
:	6 997	:	:	:	:	:	15 846	0	NICS1
:	1 407	:	:	:	:	:	:	0	NICS2A
:	4 429	:	:	:	:	:	:	4	NICS2LA
:	3 361	:	:	:	:	:	11 582	0	ASEAN
:	2 747	:	:	:	:	:	1 721	47	CIS countries

3.5.
Year: 1994
Item: Current Account

	(Mio ECU)							
	EUR15	EUR12	BLEU	DK	D	GR	E	F
	Debit							
WORLD	2 309 391	2 138 062	205 465	66 887	520 010	19 143	111 570	363 991
INTRA EUR15	1 397 810	:	145 613	:	302 017	11 785	72 590	212 357
EXTRA EUR15	911 581	:	54 314	:	216 526	7 358	35 082	121 540
INTRA EUR12	:	1 207 607	139 882	33 983	264 144	11 290	69 737	204 609
EXTRA EUR12	:	930 456	60 045	32 904	254 402	7 853	37 935	129 288
EFTA (4 countries)	144 220	132 955	13 806	:	35 815	:	3 054	14 440
Other European countries	106 332	93 915	2 615	:	42 472	:	2 225	7 026
Czech Republic	10 833	9 264	184	:	5 668	:	147	366
Hungary	8 598	6 896	175	:	3 309	:	165	358
Poland	13 702	12 531	413	:	6 982	:	186	863
Russia	26 214	22 635	825	:	9 321	:	907	2 383
Turkey	14 689	13 754	381	:	7 668	:	245	1 034
Africa	68 382	65 079	2 966	:	11 384	:	5 174	13 239
North African countries	32 718	31 038	814	:	5 593	:	2 601	7 015
Morocco	6 697	6 408	241	:	778	:	547	2 758
Other African countries	35 664	34 041	2 153	:	5 791	:	2 572	6 224
America	311 468	291 764	23 987	:	54 728	:	14 337	48 216
Canada	17 985	16 649	1 242	:	3 305	:	413	2 422
USA	243 160	227 516	19 352	7 477	40 479	2 650	9 993	40 122
Central American countries	22 566	21 393	2 523	:	3 659	:	1 442	2 266
South American countries	27 756	26 205	870	:	7 214	:	2 489	3 407
Argentina	4 218	4 038	88	:	992	:	635	389
Brazil	12 117	11 384	487	:	2 880	:	819	1 720
Asia	252 672	235 217	9 916	:	66 178	:	9 880	33 846
Near and Middle East countries	34 746	32 915	1 354	:	6 355	:	1 934	5 866
Other Near and Middle East countries	4 101	3 899	146	:	807	:	183	632
Other Asian countries	217 926	202 302	8 562	:	59 823	:	7 946	27 981
China	27 699	25 723	323	:	8 240	:	1 520	3 512
India	9 080	8 565	711	:	2 497	:	295	910
Japan	79 124	72 482	4 013	1 454	22 233	868	3 034	11 863
Australia, Oceania and other countries	14 218	13 476	487	:	2 284	:	347	1 501
Australia	10 326	9 773	344	:	1 559	:	281	1 212
New Zealand	2 740	2 606	133	:	450	:	61	260
International organisations	9 512	9 174	537	:	2 857	:	:	:
OECD countries	1 792 332	1 650 601	180 891	:	414 375	:	84 556	221 133
Central and Eastern Europe countries	53 782	46 684	1 117	:	23 709	:	780	2 957
NAFTA	247 757	230 935	20 711	:	44 577	:	11 196	43 067
ACP countries	34 940	33 440	1 967	:	3 895	:	2 441	6 167
OPEC	51 028	47 552	1 309	:	8 807	:	4 698	8 809
Mediterranean Basin	77 253	71 457	2 075	:	20 965	:	3 399	10 642
Maghreb countries	20 709	19 425	703	:	3 425	:	1 496	6 236
Mashrek countries	8 309	7 775	242	:	1 660	:	441	1 061
NICS1	57 485	53 376	2 594	:	16 054	:	1 568	6 886
NICS2A	18 502	17 191	484	:	5 553	:	738	2 593
NICS2LA	23 116	21 720	782	:	5 421	:	2 608	3 179
ASEAN	41 979	39 184	1 200	:	11 008	:	1 500	6 375
CIS countries	29 056	26 592	883	:	11 066	:	1 049	2 710

3.5.

Year: 1994

Item: Current Account

(Mio ECU)									
IRL	I	NL	A	P	FIN	S	UK	EUI	
Debit									
34 010	225 412	168 926	:	:	30 199	68 448	330 000	62 865	WORLD
:	141 060	100 615	:	:	17 507	:	168 656	57 709	INTRA EUR15
:	83 182	68 154	:	:	11 864	:	161 344	5 156	EXTRA EUR15
:	134 040	94 293	:	:	14 181	:	156 151	57 657	INTRA EUR12
:	90 154	74 478	:	:	15 189	:	173 849	5 208	EXTRA EUR12
:	11 726	:	:	:	2 055	:	22 594	468	EFTA (4 countries)
:	12 560	:	:	:	2 788	:	9 620	1 052	Other European countries
:	600	:	:	:	78	:	:	26	Czech Republic
:	872	:	:	:	84	:	:	121	Hungary
:	824	:	:	:	262	:	:	217	Poland
:	4 070	:	:	:	1 834	:	:	78	Russia
:	1 119	:	:	:	49	:	1 531	6	Turkey
:	10 378	:	:	:	188	:	8 274	1 827	Africa
:	6 566	:	:	:	56	:	:	270	North African countries
:	402	:	:	:	27	:	:	135	Morocco
:	3 811	:	:	:	131	:	:	1 558	Other African countries
:	27 613	:	:	:	3 714	:	57 678	922	America
:	1 708	:	:	:	216	:	4 234	56	Canada
:	20 866	18 543	:	:	2 989	:	44 942	593	USA
:	1 425	:	:	:	177	:	:	116	Central American countries
:	3 614	:	:	:	332	:	:	157	South American countries
:	688	:	:	:	19	:	:	11	Argentina
:	1 755	:	:	:	147	:	:	24	Brazil
:	17 204	:	:	:	3 027	:	54 828	830	Asia
:	3 693	:	:	:	96	:	:	162	Near and Middle East countries
:	525	:	:	:	2	:	:	126	Other Near and Middle East countries
:	13 511	:	:	:	2 931	:	:	667	Other Asian countries
:	2 652	:	:	:	304	:	:	15	China
:	904	:	:	:	46	:	:	58	India
:	4 327	5 485	:	:	1 499	:	16 547	310	Japan
:	1 351	:	:	:	160	:	5 357	34	Australia, Oceania and other countries
:	1 170	:	:	:	132	:	3 906	1	Australia
:	159	:	:	:	10	:	1 148	30	New Zealand
:	1 014	:	:	:	:	:	1 709	23	International organisations
:	171 281	:	:	:	24 679	:	254 733	59 188	OECD countries
:	5 799	:	:	:	863	:	4 651	920	Central and Eastern Europe countries
:	22 669	:	:	:	3 255	:	49 800	662	NAFTA
:	2 317	:	:	:	132	:	10 061	1 511	ACP countries
:	7 932	:	:	:	:	:	8 356	52	OPEC
:	11 666	:	:	:	:	:	:	642	Mediterranean Basin
:	2 599	:	:	:	:	:	:	188	Maghreb countries
:	1 666	:	:	:	:	:	:	156	Mashrek countries
:	2 816	:	:	:	:	:	14 655	5	NICS1
:	1 200	:	:	:	:	:	:	52	NICS2A
:	2 921	:	:	:	:	:	:	64	NICS2LA
:	2 652	:	:	:	:	:	9 828	91	ASEAN
:	4 966	:	:	:	:	:	1 833	213	CIS countries

3.5.
Year: 1994
Item: Current Account

(Mio ECU)

	EUR15	EUR12	BLEU	DK	D	GR	E	F
	Net							
WORLD	8 990	10 453	10 331	2 503	-23 236	1 910	-5 743	5 563
INTRA EUR15	38643 (1)	:	16 062	:	-13 492	1 259	2 822	-3 321
EXTRA EUR15	:(2)	:	-2 361	:	-9 731	651	-7 670	11 329
INTRA EUR12	:	36870 (1)	13 602	-386	-15 117	1 250	3 541	-2 810
EXTRA EUR12	:	:(2)	99	2 889	-8 106	661	-8 389	10 818
EFTA (4 countries)	-25 479	-24 541	-4 054	:	-4 861	:	345	6 518
Other European countries	-5 357	-8 724	-351	:	-3 932	:	218	-286
Czech Republic	1 313	652	19	:	127	:	38	261
Hungary	2 827	1 410	96	:	631	:	65	121
Poland	818	268	80	:	-368	:	133	221
Russia	-8 384	-7 425	-471	:	-1 251	:	-609	-1 770
Turkey	-2 990	-2 808	70	:	-3 621	:	86	580
Africa	-6 317	-6 736	-739	:	-1 163	:	-2 263	1 268
North African countries	-2 381	-2 617	-115	:	-1 619	:	-473	1 564
Morocco	280	273	-77	:	-59	:	225	-149
Other African countries	-3 936	-4 119	-624	:	455	:	-1 790	-296
America	22 316	24 684	-746	:	9 812	:	-1 477	3 665
Canada	3 372	3 466	269	:	751	:	198	70
USA	8 939	11 275	-652	45	6 948	2 559	-2 546	1 701
Central American countries	3 710	3 765	-715	:	1 305	:	755	982
South American countries	6 296	6 177	352	:	745	:	116	913
Argentina	3 603	3 369	72	:	558	:	339	763
Brazil	896	1 057	222	:	731	:	-446	-234
Asia	-15 360	-13 506	3 012	:	-9 103	:	-4 424	960
Near and Middle East countries	15 232	13 628	1 487	:	4 610	:	-457	-246
Other Near and Middle East countries	3 852	3 515	169	:	571	:	20	571
Other Asian countries	-30 591	-27 134	1 525	:	-13 714	:	-3 966	1 206
China	-9 417	-9 017	185	:	-2 603	:	-815	-1 293
India	309	256	791	:	-350	:	-118	273
Japan	-22 644	-19 056	-184	129	-9 523	-536	-1 916	-193
Australia, Oceania and other countries	5 906	5 439	351	:	1 884	:	-31	68
Australia	5 946	5 467	320	:	1 976	:	-7	140
New Zealand	252	226	15	:	60	:	-26	-89
International organisations	-3 902	-4 131	167	:	-1 558	:	:	:
OECD countries	-31 190	-22 040	9 390	:	-22 207	:	-223	10 522
Central and Eastern Europe countries	5 993	1 588	158	:	-35	:	214	552
NAFTA	18 554	20 232	-222	:	9 835	:	-1 833	2 862
ACP countries	-7 137	-7 023	-816	:	-1 681	:	-1 605	-924
OPEC	1 634	752	337	:	2 934	:	-2 539	-1 955
Mediterranean Basin	403	-1 125	979	:	-4 927	:	114	3 130
Maghreb countries	-109	-250	-182	:	-1 441	:	253	904
Mashrek countries	5 068	4 462	68	:	1 010	:	36	1 385
NICS1	5 963	5 704	502	:	-774	:	-124	2 253
NICS2A	-1 456	-1 445	148	:	-126	:	-454	-121
NICS2LA	11 204	10 561	461	:	3 244	:	473	1 582
ASEAN	691	550	548	:	-90	:	-769	80
CIS countries	-7 771	-7 313	-346	:	-480	:	-710	-1 783

(1) Net EUR15/12 with Intra EUR15/12 = Asymmetry

(2) Due to Intra EUR15/12 asymmetries, it is preferable to use the net of EUR15/12 with the world that is considered to be closer to the correct Extra EUR15/12 balance

3.5.

Year: 1994

Item: Current Account

(Mio ECU)

IRL	I	NL	A	P	FIN	S	UK	EUI	
Net									
2 208	11 389	11 338	:	:	1 029	-737	-18 148	16 278	WORLD
:	-955	29 413	:	:	930	:	-16 723	20 841	INTRA EUR15
:	12 467	-18 857	:	:	391	:	-1 425	-4 563	EXTRA EUR15
:	-1 522	30 013	:	:	-134	:	-15 367	20 782	INTRA EUR12
:	13 006	-19 459	:	:	1 455	:	-2 781	-4 504	EXTRA EUR12
:	435	:	:	:	-495	:	-11 264	-412	EFTA (4 countries)
:	1 056	:	:	:	656	:	-983	-781	Other European countries
:	158	:	:	:	65	:	:	3	Czech Republic
:	158	:	:	:	122	:	:	-53	Hungary
:	743	:	:	:	158	:	:	-198	Poland
:	-1 802	:	:	:	-399	:	:	-32	Russia
:	596	:	:	:	59	:	14	-6	Turkey
:	-3 790	:	:	:	253	:	3 376	-1 675	Africa
:	-2 327	:	:	:	132	:	:	-173	North African countries
:	143	:	:	:	0	:	:	-117	Morocco
:	-1 464	:	:	:	121	:	:	-1 501	Other African countries
:	8 611	:	:	:	-330	:	7 991	-865	America
:	343	:	:	:	-4	:	969	-53	Canada
:	6 155	-4 660	:	:	-212	:	4 147	-554	USA
:	879	:	:	:	-100	:	:	-105	Central American countries
:	1 234	:	:	:	-13	:	:	-153	South American countries
:	658	:	:	:	52	:	:	-7	Argentina
:	188	:	:	:	-31	:	:	-24	Brazil
:	7 523	:	:	:	99	:	-823	-779	Asia
:	3 942	:	:	:	306	:	:	-136	Near and Middle East countries
:	917	:	:	:	53	:	:	-112	Other Near and Middle East countries
:	3 581	:	:	:	-206	:	:	-643	Other Asian countries
:	-625	:	:	:	66	:	:	-15	China
:	-248	:	:	:	71	:	:	-58	India
:	298	-2 601	:	:	-919	:	-3 331	-286	Japan
:	345	:	:	:	205	:	2 013	-28	Australia, Oceania and other countries
:	289	:	:	:	200	:	1 988	-1	Australia
:	32	:	:	:	24	:	220	-30	New Zealand
:	-605	:	:	:	:	:	-843	-23	International organisations
:	11 675	:	:	:	-388	:	-18 591	19 485	OECD countries
:	2 036	:	:	:	938	:	39	-703	Central and Eastern Europe countries
:	7 003	:	:	:	-192	:	6 070	-620	NAFTA
:	-283	:	:	:	0	:	1 110	-1 440	ACP countries
:	-705	:	:	:	:	:	4 297	-1	OPEC
:	1 790	:	:	:	:	:	:	-474	Mediterranean Basin
:	-263	:	:	:	:	:	:	-116	Maghreb countries
:	941	:	:	:	:	:	:	-118	Mashrek countries
:	4 181	:	:	:	:	:	1 191	-5	NICS1
:	207	:	:	:	:	:	:	-52	NICS2A
:	1 508	:	:	:	:	:	:	-60	NICS2LA
:	709	:	:	:	:	:	1 753	-91	ASEAN
:	-2 219	:	:	:	:	:	-112	-166	CIS countries

4.1.

Reporter: EUR15

Year: 1994

(Mio ECU)

	SERVICES						
	TOTAL SERVICES	TRANSPORT	TRAVEL	OTHER SERVICES			
				TOTAL OTHER SERVICES	COMMUNIC. SERVICES	CONSTRUC. SERVICES	INSURANCE SERVICES
	200	205	236	981	245	249	253
	Credit						
WORLD	394 478	98 347	116 354	170 701	4 470	14 425	11 472
INTRA EUR15	213 113	47 152	75 292	85 379	1 919	5 160	6 014
EXTRA EUR15	181 364	51 195	41 062	85 322	2 551	9 265	5 458
INTRA EUR12	:	:	:	:	:	:	:
EXTRA EUR12	:	:	:	:	:	:	:
EFTA (4 countries)	31 307	6 329	12 914	11 383	276	961	936
Other European countries	12 915	3 840	2 021	6 835	200	1 532	207
Czech Republic	1 800	319	302	1 159	13	110	14
Hungary	2 045	283	234	1 511	17	236	30
Poland	1 454	384	191	853	17	90	64
Russia	1 177	552	173	436	49	692	18
Turkey	1 339	344	160	793	32	95	16
Africa	10 912	3 746	2 148	4 634	177	2 140	213
North African countries	5 063	1 279	858	2 712	38	620	86
Morocco	1 491	386	379	668	13	113	25
Other African countries	5 849	2 467	1 289	1 922	139	1 520	126
America	83 113	22 328	16 790	42 497	1 246	2 006	3 377
Canada	3 884	1 164	1 253	1 392	70	44	158
USA	71 517	18 406	14 423	37 544	1 115	1 413	2 744
Central American countries	3 413	1 014	355	1 949	20	284	233
South American countries	4 299	1 744	759	1 611	41	265	243
Argentina	1 024	350	173	466	20	68	34
Brazil	1 398	579	337	407	11	20	118
Asia	37 680	12 837	6 056	17 903	534	2 592	596
Near and Middle East countries	6 874	2 183	1 767	2 771	159	1 314	139
Other Near and Middle East countries	1 424	299	419	676	21	118	17
Other Asian countries	30 806	10 654	4 288	15 131	374	1 278	457
China	1 708	263	51	1 345	24	201	33
India	1 520	462	127	901	13	61	11
Japan	10 708	3 711	2 347	4 411	82	97	194
Australia, Oceania and other countries	4 248	1 970	1 025	1 185	101	26	96
Australia	3 271	1 411	870	932	80	20	81
New Zealand	777	449	137	186	20	1	10
International organisations	609	1	13	595	9	0	8
OECD countries	318 890	80 880	102 434	129 307	3 443	6 931	9 330
Central and Eastern Europe countries	7 532	1 663	1 141	4 629	80	558	137
NAFTA	72 882	19 248	15 481	37 052	1 138	1 607	2 761
ACP countries	3 391	1 692	979	622	35	1 173	84
OPEC	7 266	2 209	1 673	3 205	65	2 264	101
Mediterranean Basin	11 032	3 500	1 739	5 434	87	940	192
Maghreb countries	3 529	934	670	1 759	28	410	68
Mashrek countries	1 977	501	320	1 096	10	194	25
NICS1	8 943	3 045	930	4 747	154	267	155
NICS2A	2 285	862	228	1 133	25	200	53
NICS2LA	4 285	1 692	776	1 656	42	239	230
ASEAN	6 039	2 128	645	3 114	102	455	84
CIS countries	1 747	735	315	673	37	869	19

4.1.

Reporter: EUR15

Year: 1994

(Mio ECU)

SERVICES							SERVICES NOT ALLOC.	
OTHER SERVICES								
FINANCIAL SERVICES	COMPUTER AND INFORMATION SERVICES	ROYALTIES & LICENCE FEES	OTHER BUSINESS SERVICES	PERSONAL.CULTU- RAL & RECREA- TIONAL SERVICES	GOVERNMENT SERVICES			
260	262	266	268	287	291	982		
Credit								
25 128	5 511	11 001	78 853	5 981	13 860	9 076	WORLD	
13 658	2 727	4 779	43 464	2 873	4 785	5 290	INTRA EUR15	
11 470	2 784	6 222	35 389	3 108	9 075	3 785	EXTRA EUR15	
:	:	:	:	:	:	:	INTRA EUR12	
:	:	:	:	:	:	:	EXTRA EUR12	
977	544	622	6 568	447	53	681	EFTA (4 countries)	
290	272	163	3 894	149	128	219	Other European countries	
23	60	15	897	24	4	20	Czech Republic	
47	62	23	1 078	13	6	17	Hungary	
20	9	18	609	19	7	25	Poland	
77	64	37	-589	21	67	17	Russia	
42	11	39	500	26	32	42	Turkey	
298	60	230	773	219	524	385	Africa	
113	21	42	1 560	71	160	214	North African countries	
13	6	9	384	19	85	57	Morocco	
185	39	188	-786	148	363	171	Other African countries	
7 057	1 615	3 487	15 144	1 114	7 451	1 498	America	
217	80	141	471	56	156	75	Canada	
6 291	1 501	3 078	13 291	972	7 139	1 144	USA	
370	15	111	812	46	59	96	Central American countries	
179	20	157	570	40	97	184	South American countries	
14	5	95	203	10	17	35	Argentina	
98	9	26	78	13	35	74	Brazil	
2 467	257	1 554	8 431	1 062	411	885	Asia	
356	68	87	188	316	145	153	Near and Middle East countries	
52	5	11	419	19	14	30	Other Near and Middle East countries	
2 111	189	1 468	8 243	747	265	732	Other Asian countries	
60	17	114	832	26	37	49	China	
61	9	64	609	59	16	29	India	
460	63	903	2 410	158	42	240	Japan	
288	27	165	343	106	34	68	Australia, Oceania and other countries	
236	25	137	248	83	22	58	Australia	
38	2	24	66	21	5	4	New Zealand	
26	4	0	82	1	465	0	International organisations	
21 094	4 796	9 111	60 537	4 331	9 735	6 268	OECD countries	
124	137	79	3 404	69	40	99	Central and Eastern Europe countries	
5 901	1 557	3 309	12 868	1 011	6 901	1 100	NAFTA	
91	11	104	-1 378	109	393	98	ACP countries	
181	47	105	122	171	151	179	OPEC	
262	98	147	3 447	115	146	360	Mediterranean Basin	
79	16	24	953	43	138	165	Maghreb countries	
55	12	22	743	22	14	60	Mashrek countries	
1 164	43	208	2 431	286	39	222	NICS1	
107	15	81	566	49	35	61	NICS2A	
145	22	221	636	47	75	161	NICS2LA	
952	25	161	989	276	70	151	ASEAN	
102	30	34	-509	13	78	25	CIS countries	

4.2.

Reporter: EUR15

Year: 1994

(Mio ECU)

	SERVICES						
	TOTAL SERVICES	TRANSPORT	TRAVEL	OTHER SERVICES			
				TOTAL OTHER SERVICES	COMMUNIC. SERVICES	CONSTRUC. SERVICES	INSURANCE SERVICES
	200	205	236	981	245	249	253
	Debit						
WORLD	382 776	101 565	112 175	164 470	5 236	10 373	10 489
INTRA EUR15	214 958	52 442	70 139	89 594	2 206	5 382	6 411
EXTRA EUR15	167 818	49 123	42 036	74 876	3 030	4 991	4 078
INTRA EUR12	:	:	:	:	:	:	:
EXTRA EUR12	:	:	:	:	:	:	:
EFTA (4 countries)	25 201	4 900	6 292	13 767	235	545	1 253
Other European countries	18 056	6 824	5 338	5 721	353	1 322	154
Czech Republic	1 579	342	714	519	22	95	8
Hungary	1 543	240	659	633	7	194	11
Poland	1 987	928	316	724	48	158	25
Russia	3 068	1 724	173	1 148	46	416	32
Turkey	2 413	528	1 180	690	124	116	18
Africa	13 129	5 232	4 567	3 177	264	456	158
North African countries	7 165	2 714	3 205	1 168	168	183	58
Morocco	1 657	441	835	358	65	46	15
Other African countries	5 964	2 518	1 362	2 009	95	274	100
America	74 716	17 658	18 799	37 467	1 330	1 099	2 069
Canada	3 303	943	1 219	1 112	89	37	94
USA	64 045	13 983	15 861	33 646	923	840	1 756
Central American countries	3 486	1 105	999	1 331	210	78	142
South American countries	3 883	1 627	721	1 378	108	143	76
Argentina	701	320	113	260	10	17	16
Brazil	1 625	779	290	450	23	24	23
Asia	32 489	13 015	5 860	13 236	751	1 532	355
Near and Middle East countries	5 446	1 761	1 079	2 540	142	507	54
Other Near and Middle East countries	758	230	166	355	47	62	8
Other Asian countries	27 043	11 253	4 781	10 696	610	1 025	301
China	1 704	790	320	562	52	44	16
India	1 277	357	477	433	24	53	10
Japan	6 789	3 092	686	2 904	89	48	137
Australia, Oceania and other countries	3 094	1 360	1 112	590	91	23	40
Australia	2 407	1 001	876	503	70	22	33
New Zealand	513	244	214	52	20	1	4
International organisations	646	0	10	636	1	0	15
OECD countries	311 580	80 861	93 142	134 225	3 629	6 248	9 287
Central and Eastern Europe countries	7 791	2 575	2 480	2 674	146	703	73
NAFTA	65 611	14 420	17 002	33 644	1 002	914	1 693
ACP countries	5 555	2 069	1 856	1 564	214	183	53
OPEC	6 780	2 819	831	3 045	71	769	91
Mediterranean Basin	15 686	5 733	6 025	3 739	440	504	101
Maghreb countries	5 109	1 659	2 655	735	96	85	36
Mashrek countries	2 286	863	731	671	77	121	15
NICS1	8 787	3 463	1 276	3 958	210	325	76
NICS2A	3 341	1 262	1 023	1 026	110	289	13
NICS2LA	3 581	1 597	723	1 134	84	80	53
ASEAN	7 512	2 495	1 786	3 162	171	585	50
CIS countries	3 921	2 490	260	1 139	41	442	29

4.2.

Reporter: EUR15

Year: 1994

(Mio ECU)

SERVICES							
OTHER SERVICES						SERVICES NOT ALLOC.	
FINANCIAL SERVICES	COMPUTER AND INFORMATION SERVICES	ROYALTIES & LICENCE FEES	OTHER BUSINESS SERVICES	PERSONAL, CULTURAL & RECREATIONAL SERVICES	GOVERNMENT SERVICES		
260	262	266	268	287	291	982	
Debit							
19 878	5 652	16 293	77 487	7 979	11 083	4 567	WORLD
12 340	2 877	6 071	44 379	3 898	6 030	2 783	INTRA EUR15
7 537	2 775	10 222	33 108	4 081	5 053	1 784	EXTRA EUR15
:	:	:	:	:	:	:	INTRA EUR12
:	:	:	:	:	:	:	EXTRA EUR12
1 222	321	1 421	7 604	900	264	241	EFTA (4 countries)
129	140	97	2 606	374	546	173	Other European countries
10	29	9	297	24	25	5	Czech Republic
9	35	10	312	26	30	11	Hungary
8	13	12	372	14	75	19	Poland
25	23	16	473	18	99	23	Russia
20	4	13	336	27	32	15	Turkey
93	21	58	1 215	140	772	153	Africa
47	8	13	480	92	119	77	North African countries
7	2	5	147	18	53	24	Morocco
46	13	45	735	48	652	75	Other African countries
4 708	2 076	7 640	13 804	2 326	2 415	792	America
69	24	73	435	118	173	30	Canada
4 420	2 034	7 523	12 084	2 127	1 937	554	USA
146	9	15	612	39	80	51	Central American countries
73	9	29	674	41	224	157	South American countries
12	2	5	154	7	38	8	Argentina
37	3	16	239	14	71	106	Brazil
1 288	204	968	7 452	277	409	379	Asia
124	45	24	1 497	40	108	65	Near and Middle East countries
20	1	2	186	5	25	7	Other Near and Middle East countries
1 164	159	944	5 955	237	301	313	Other Asian countries
15	8	33	364	12	17	32	China
16	3	79	214	16	19	10	India
134	74	530	1 710	73	107	107	Japan
61	12	36	217	59	52	32	Australia, Oceania and other countries
54	12	33	197	49	32	27	Australia
2	0	2	11	9	5	3	New Zealand
22	1	0	74	0	523	0	International organisations
17 886	5 256	15 849	60 853	6 961	8 255	3 351	OECD countries
57	63	40	1 384	98	109	62	Central and Eastern Europe countries
4 367	2 075	7 536	12 025	2 220	1 812	545	NAFTA
48	10	35	463	43	515	65	ACP countries
111	44	21	1 775	32	131	85	OPEC
148	51	72	1 705	441	276	188	Mediterranean Basin
26	4	11	308	71	97	60	Maghreb countries
35	8	4	335	28	50	20	Mashrek countries
927	56	111	2 159	78	17	90	NICS1
38	13	55	448	33	28	29	NICS2A
64	7	27	642	33	144	127	NICS2LA
778	36	88	1 309	67	77	68	ASEAN
27	11	15	504	17	52	32	CIS countries

4.3.

Reporter: EUR15

Year: 1994

(Mio ECU)

	SERVICES						
	TOTAL SERVICES	TRANSPORT	TRAVEL	OTHER SERVICES			
				TOTAL OTHER SERVICES	COMMUNIC. SERVICES	CONSTRUC. SERVICES	INSURANCE SERVICES
	200	205	236	981	245	249	253
	Net						
WORLD	11 702	-3 218	4 179	6 231	-766	4 051	983
INTRA EUR15 (1)	-1 845	-5 291	5 153	-4 215	-287	-222	-397
EXTRA EUR15 (2)	:	:	:	:	:	:	:
INTRA EUR12	:	:	:	:	:	:	:
EXTRA EUR12	:	:	:	:	:	:	:
EFTA (4 countries)	6 106	1 429	6 622	-2 384	40	415	-317
Other European countries	-5 141	-2 984	-3 316	1 114	-153	210	52
Czech Republic	221	-23	-412	641	-9	14	6
Hungary	503	43	-425	878	10	43	19
Poland	-533	-543	-125	129	-31	-68	39
Russia	-1 891	-1 172	-1	-713	3	276	-14
Turkey	-1 074	-184	-1 020	103	-92	-21	-2
Africa	-2 216	-1 487	-2 419	1 457	-87	1 684	54
North African countries	-2 101	-1 435	-2 346	1 544	-130	438	28
Morocco	-167	-54	-456	310	-53	67	11
Other African countries	-115	-51	-72	-87	43	1 246	26
America	8 397	4 669	-2 009	5 030	-84	908	1 308
Canada	580	221	34	280	-19	7	63
USA	7 472	4 423	-1 438	3 898	191	573	988
Central American countries	-72	-92	-644	618	-190	206	91
South American countries	416	117	39	233	-67	122	167
Argentina	323	30	60	206	10	51	18
Brazil	-228	-200	47	-42	-12	-4	95
Asia	5 191	-177	196	4 667	-218	1 060	241
Near and Middle East countries	1 428	422	688	231	18	807	85
Other Near and Middle East countries	666	68	254	320	-25	57	9
Other Asian countries	3 763	-599	-492	4 436	-235	252	155
China	4	-527	-268	783	-29	157	17
India	243	106	-350	468	-12	8	1
Japan	3 919	619	1 661	1 507	-7	49	57
Australia, Oceania and other countries	1 154	610	-87	595	10	3	56
Australia	865	410	-6	429	10	-1	48
New Zealand	263	205	-77	134	0	1	6
International organisations	-37	0	3	-41	9	0	-7
OECD countries	7 310	19	9 292	-4 918	-186	683	43
Central and Eastern Europe countries	-259	-912	-1 339	1 954	-66	-145	64
NAFTA	7 271	4 828	-1 521	3 408	136	694	1 068
ACP countries	-2 164	-378	-877	-942	-179	990	31
OPEC	487	-610	842	160	-6	1 495	10
Mediterranean Basin	-4 654	-2 234	-4 286	1 695	-354	436	91
Maghreb countries	-1 580	-725	-1 985	1 025	-69	325	31
Mashrek countries	-309	-362	-412	425	-67	73	10
NICS1	156	-418	-346	788	-56	-58	79
NICS2A	-1 055	-400	-795	107	-85	-88	40
NICS2LA	704	95	53	523	-42	159	177
ASEAN	-1 472	-367	-1 141	-48	-70	-130	34
CIS countries	-2 173	-1 755	55	-466	-4	427	-10

(1) Net EUR15 with Intra EUR15 = Asymmetry

(2) Due to Intra EUR15 asymmetries it is preferable to use the net of EUR15 with the World that is considered to be closer to the correct Extra EUR15 balance

4.3.

Reporter: EUR15

Year: 1994

(Mio ECU)

SERVICES							SERVICES NOT ALLOC.
OTHER SERVICES						SERVICES NOT ALLOC.	
FINANCIAL SERVICES	COMPUTER AND INFORMATION SERVICES	ROYALTIES & LICENCE FEES	OTHER BUSINESS SERVICES	PERSONAL, CULTU- RAL & RECREA- TIONAL SERVICES	GOVERNMENT SERVICES		
260	262	266	268	287	291	982	
Net							
5 250	-142	-5 292	1 366	-1 997	2 778	4 509	WORLD
1 317	-150	-1 291	-915	-1 025	-1 245	2 507	INTRA EUR15 (1)
:	:	:	:	:	:	:	EXTRA EUR15 (2)
:	:	:	:	:	:	:	INTRA EUR12
:	:	:	:	:	:	:	EXTRA EUR12
-245	223	-799	-1 036	-453	-212	439	EFTA (4 countries)
161	132	66	1 289	-224	-418	45	Other European countries
13	31	6	600	0	-21	15	Czech Republic
38	27	12	766	-13	-24	6	Hungary
13	-4	6	237	5	-68	6	Poland
52	41	21	-1 062	3	-33	-6	Russia
22	7	26	164	-2	0	27	Turkey
205	39	172	-442	79	-248	233	Africa
66	13	29	1 080	-21	41	137	North African countries
6	4	4	238	1	31	34	Morocco
138	27	143	-1 521	100	-289	96	Other African countries
2 349	-461	-4 153	1 339	-1 212	5 036	706	America
148	56	69	36	-62	-17	45	Canada
1 871	-533	-4 446	1 207	-1 154	5 201	589	USA
224	6	96	200	7	-21	45	Central American countries
105	11	128	-104	-2	-127	27	South American countries
1	3	89	49	3	-20	27	Argentina
61	5	10	-161	-1	-35	-32	Brazil
1 179	53	587	979	785	2	506	Asia
231	23	63	-1 309	275	37	88	Near and Middle East countries
32	4	9	233	14	-11	23	Other Near and Middle East countries
947	30	524	2 287	510	-36	419	Other Asian countries
45	9	82	468	14	19	17	China
46	5	-15	395	42	-3	19	India
326	-11	373	700	85	-65	133	Japan
227	14	129	125	47	-18	36	Australia, Oceania and other countries
181	13	104	51	34	-10	32	Australia
36	2	23	55	12	0	1	New Zealand
4	3	0	8	1	-59	0	International organisations
3 208	-461	-6 738	-316	-2 630	1 479	2 917	OECD countries
67	73	39	2 020	-29	-69	38	Central and Eastern Europe countries
1 534	-519	-4 227	843	-1 210	5 089	555	NAFTA
43	1	69	-1 841	65	-122	33	ACP countries
69	3	84	-1 653	139	20	95	OPEC
114	46	75	1 742	-326	-130	171	Mediterranean Basin
52	12	13	645	-28	42	105	Maghreb countries
20	3	18	409	-6	-36	40	Mashrek countries
237	-13	97	272	209	23	132	NICS1
70	3	26	118	16	7	32	NICS2A
81	14	194	-6	14	-68	33	NICS2LA
173	-11	74	-320	209	-7	83	ASEAN
75	18	19	-1 012	-4	26	-7	CIS countries

4.4.
Reporter: EUR15
Partner: World

(Mio ECU)

	1992			1993			1994		
	Credit	Debit	Net	Credit	Debit	Net	Credit	Debit	Net
GOODS	1 214 192	1 219 681	-5 489	1 224 031	1 162 321	61 710	1 362 125	1 285 427	76 698
SERVICES	364 380	349 151	15 229	383 098	368 144	14 954	394 478	382 776	11 702
Transportation	89 822	92 823	-3 001	94 237	95 279	-1 042	98 347	101 565	-3 218
Sea transport	35 009	42 348	-7 340	37 292	42 949	-5 657	39 834	46 707	-6 873
Air transport	33 017	30 014	3 003	34 665	30 638	4 027	35 668	32 425	3 243
Other transportation	21 796	20 461	1 336	22 280	21 692	588	22 845	22 433	413
Travel	107 463	102 999	4 464	110 813	105 894	4 919	116 354	112 175	4 179
Other services	146 134	140 192	5 942	160 013	155 442	4 571	170 701	164 470	6 231
Communications services	4 556	5 182	-626	4 126	4 870	-744	4 470	5 236	-766
Construction services	13 060	8 874	4 185	13 761	9 465	4 296	14 425	10 373	4 051
Insurance services	7 909	7 871	39	8 213	7 255	957	11 472	10 489	983
Financial services	23 617	19 540	4 076	29 135	23 764	5 371	25 128	19 878	5 250
Computer and information services	3 591	4 153	-562	4 830	5 293	-463	5 511	5 652	-142
Royalties and licence fees	8 644	13 813	-5 169	9 656	14 959	-5 303	11 001	16 293	-5 292
Other business services	63 656	63 753	-97	70 064	71 264	-1 199	78 853	77 487	1 366
Personal, cultural and recreational	4 929	6 458	-1 529	5 550	7 673	-2 122	5 981	7 979	-1 997
Government services, n i e	16 171	10 547	5 624	14 679	10 899	3 780	13 860	11 083	2 778
Services not allocated	20 961	13 138	7 824	18 035	11 529	6 506	9 076	4 567	4 509
INCOME	371 179	408 722	-37 543	405 308	441 406	-36 098	416 722	460 481	-43 759
Compensation of employees	12 610	14 892	-2 282	13 207	16 204	-2 997	12 091	13 119	-1 028
Investment Income	358 568	393 829	-35 261	392 102	425 202	-33 100	404 631	447 362	-42 731
CURRENT TRANSFERS	138 393	171 445	-33 053	145 171	174 018	-28 847	145 056	180 707	-35 651
CURRENT ACCOUNT	2 088 143	2 149 000	-60 856	2 157 608	2 145 889	11 720	2 318 381	2 309 391	8 990
CURRENT + CAPITAL ACCOUNT	2 101 147	2 161 612	-60 465	2 171 040	2 160 629	10 412	2 332 642	2 327 081	5 561

4.5.
Reporter: EUR15
Partner: Intra EUR15

(Mio ECU)

	1992			1993			1994		
	Credit	Debit	Net	Credit	Debit	Net	Credit	Debit	Net
GOODS	806 437	765 973	40 463	774 271	705 171	69 101	863 786	783 213	80 573
SERVICES	193 041	197 639	-4 598	208 197	208 390	-193	213 113	214 958	-1 845
Transportation	42 631	48 556	-5 924	44 863	49 246	-4 383	47 152	52 442	-5 291
Sea transport	15 265	22 016	-6 751	16 439	21 978	-5 538	17 681	23 819	-6 138
Air transport	13 077	13 518	-441	13 786	13 849	-63	14 232	14 359	-127
Other transportation	14 290	13 023	1 267	14 637	13 419	1 218	15 239	14 264	975
Travel	66 544	64 401	2 144	71 235	65 887	5 348	75 292	70 139	5 153
Other services	71 565	76 913	-5 348	81 443	86 370	-4 927	85 379	89 594	-4 215
Communications services	1 729	2 353	-624	1 707	2 115	-408	1 919	2 206	-287
Construction services	5 330	4 955	376	5 508	5 100	408	5 160	5 382	-222
Insurance services	3 971	4 716	-744	4 071	4 655	-583	6 014	6 411	-397
Financial services	12 669	11 752	917	16 156	14 568	1 588	13 658	12 340	1 317
Computer and information services	2 109	2 345	-236	2 804	3 045	-242	2 727	2 877	-150
Royalties and licence fees	3 453	4 881	-1 429	4 022	5 533	-1 512	4 779	6 071	-1 291
Other business services	35 057	36 682	-1 625	39 450	41 377	-1 927	43 464	44 379	-915
Personal, cultural and recreational	2 109	3 174	-1 065	2 670	3 871	-1 201	2 873	3 898	-1 025
Government services, n i e	5 137	6 055	-918	5 056	6 106	-1 050	4 785	6 030	-1 245
Services not allocated	12 301	7 769	4 531	10 655	6 887	3 768	5 290	2 783	2 507
INCOME	195 266	220 713	-25 447	222 319	249 584	-27 264	228 805	262 595	-33 790
Compensation of employees	6 311	9 438	-3 127	6 587	9 992	-3 405	6 632	8 589	-1 956
Investment Income	188 955	211 275	-22 320	215 732	239 592	-23 860	222 173	254 006	-31 833
CURRENT TRANSFERS	121 620	128 678	-7 058	131 719	132 253	-534	130 748	137 044	-6 296
CURRENT ACCOUNT	1 316 364	1 313 004	3 360	1 336 506	1 295 397	41 109	1 436 453	1 397 810	38 643
CURRENT + CAPITAL ACCOUNT	:	:	:	:	:	:	:	:	:

4.6.

Reporter: EUR15

Partner: Extra EUR15

(Mio ECU)

	1992			1993			1994		
	Credit	Debit	Net*	Credit	Debit	Net*	Credit	Debit	Net*
GOODS	407 755	453 708	:	449 760	457 150	:	498 339	502 214	:
SERVICES	171 339	151 512	:	174 901	159 754	:	181 364	167 818	:
Transportation	47 191	44 267	:	49 374	46 033	:	51 195	49 123	:
Sea transport	19 744	20 332	:	20 853	20 971	:	22 153	22 888	:
Air transport	19 940	16 496	:	20 878	16 789	:	21 436	18 066	:
Other transportation	7 507	7 438	:	7 643	8 273	:	7 606	8 168	:
Travel	40 919	38 599	:	39 578	40 007	:	41 062	42 036	:
Other services	74 569	63 278	:	78 570	69 072	:	85 322	74 876	:
Communications services	2 827	2 829	:	2 419	2 755	:	2 551	3 030	:
Construction services	7 729	3 920	:	8 253	4 365	:	9 265	4 991	:
Insurance services	3 938	3 155	:	4 141	2 601	:	5 458	4 078	:
Financial services	10 947	7 788	:	12 979	9 196	:	11 470	7 537	:
Computer and information services	1 482	1 808	:	2 026	2 248	:	2 784	2 775	:
Royalties and licence fees	5 191	8 932	:	5 634	9 426	:	6 222	10 222	:
Other business services	28 598	27 070	:	30 614	29 887	:	35 389	33 108	:
Personal, cultural and recreational	2 821	3 284	:	2 880	3 801	:	3 108	4 081	:
Government services, n i e	11 034	4 492	:	9 623	4 793	:	9 075	5 053	:
Services not allocated	8 661	5 368	:	7 380	4 642	:	3 785	1 784	:
INCOME	175 913	188 009	:	182 989	191 822	:	187 917	197 886	:
Compensation of employees	6 299	5 454	:	6 620	6 212	:	5 459	4 530	:
Investment Income	169 613	182 555	:	176 370	185 610	:	182 459	193 356	:
CURRENT TRANSFERS	16 772	42 767	:	13 452	41 766	:	14 308	43 663	:
CURRENT ACCOUNT	771 779	835 996	:	821 102	850 492	:	881 928	911 581	:
CURRENT + CAPITAL ACCOUNT	:	:	:	:	:	:	:	:	:

* Due to Intra EUR15 asymmetries it is preferable to use the net of EUR15 with the World that is considered to be closer to the correct Extra EUR15 balance

4.7.

Reporter: EUR15

Partner: EFTA

(Mio ECU)

	1992			1993			1994		
	Credit	Debit	Net	Credit	Debit	Net	Credit	Debit	Net
GOODS	55 024	61 519	-6 495	56 952	62 776	-5 824	62 163	67 058	-4 895
SERVICES	29 931	23 996	5 935	29 870	25 662	4 209	31 307	25 201	6 106
Transportation	6 253	4 721	1 532	6 501	5 255	1 246	6 329	4 900	1 429
Sea transport	2 219	1 812	407	2 447	2 154	293	2 464	2 171	293
Air transport	1 595	1 295	301	1 752	1 240	513	1 790	1 255	536
Other transportation	2 438	1 614	824	2 302	1 861	441	2 075	1 475	600
Travel	13 198	6 684	6 515	12 435	7 087	5 348	12 914	6 292	6 622
Other services	8 986	11 920	-2 935	9 653	12 762	-3 110	11 383	13 767	-2 384
Communications services	247	273	-26	249	312	-62	276	235	40
Construction services	702	631	71	772	722	50	961	545	415
Insurance services	699	893	-194	583	769	-186	936	1 253	-317
Financial services	999	1 222	-223	1 125	1 264	-139	977	1 222	-245
Computer and information services	278	374	-96	431	393	38	544	321	223
Royalties and licence fees	533	1 392	-860	548	1 472	-924	622	1 421	-799
Other business services	5 105	6 291	-1 186	5 490	6 926	-1 437	6 568	7 604	-1 036
Personal, cultural and recreational	369	596	-226	396	645	-248	447	900	-453
Government services, n i e	54	248	-194	59	259	-201	53	264	-212
Services not allocated	1 495	671	823	1 281	557	724	681	241	439
INCOME	19 981	44 662	-24 681	20 343	44 244	-23 902	20 525	47 455	-26 930
Compensation of employees	4 154	625	3 530	4 287	648	3 639	3 519	442	3 077
Investment Income	15 827	44 038	-28 211	16 056	43 596	-27 541	17 006	47 013	-30 007
CURRENT TRANSFERS	6 233	3 590	2 643	4 269	3 569	700	4 746	4 506	240
CURRENT ACCOUNT	111 169	133 767	-22 598	111 434	136 251	-24 818	118 741	144 220	-25 479
CURRENT + CAPITAL ACCOUNT	:	:	:	:	:	:	:	:	:

4.8.
Reporter: EUR15
Partner: Other European Countries

	<i>(Mio ECU)</i>								
	1992			1993			1994		
	Credit	Debit	Net	Credit	Debit	Net	Credit	Debit	Net
GOODS	62 635	57 374	5 261	70 328	57 693	12 635	77 721	70 588	7 133
SERVICES	12 210	14 855	-2 646	12 285	16 066	-3 781	12 915	18 056	-5 141
Transportation	3 860	5 733	-1 873	4 065	6 102	-2 037	3 840	6 824	-2 984
Sea transport	1 143	2 276	-1 134	1 300	2 518	-1 218	1 116	2 779	-1 663
Air transport	1 440	1 699	-258	1 646	1 784	-138	1 642	1 936	-294
Other transportation	1 277	1 758	-481	1 119	1 800	-681	1 082	2 110	-1 027
Travel	1 670	4 864	-3 194	1 899	4 958	-3 059	2 021	5 338	-3 316
Other services	6 181	3 897	2 284	5 901	4 687	1 214	6 835	5 721	1 114
Communications services	218	371	-153	170	259	-89	200	353	-153
Construction services	1 070	825	245	1 041	934	107	1 532	1 322	210
Insurance services	145	137	8	131	114	17	207	154	52
Financial services	233	109	124	363	159	205	290	129	161
Computer and information services	157	77	80	206	123	83	272	140	132
Royalties and licence fees	117	53	64	185	107	78	163	97	66
Other business services	3 392	1 865	1 527	3 266	2 288	978	3 894	2 606	1 289
Personal, cultural and recreational	136	293	-157	135	426	-291	149	374	-224
Government services, n i e	712	167	545	404	278	127	128	546	-418
Services not allocated	498	361	137	420	318	101	219	173	45
INCOME	7 137	5 360	1 777	8 040	7 303	737	9 142	7 503	1 639
Compensation of employees	114	1 622	-1 507	128	2 160	-2 032	129	2 113	-1 984
Investment Income	7 023	3 739	3 285	7 911	5 143	2 768	9 013	5 390	3 623
CURRENT TRANSFERS	1 109	9 019	-7 910	1 189	9 946	-8 757	1 197	10 185	-8 988
CURRENT ACCOUNT	83 091	86 609	-3 518	91 842	91 008	834	100 974	106 332	-5 357
CURRENT + CAPITAL ACCOUNT	:	:	:	:	:	:	:	:	:

4.9.
Reporter: EUR15
Partner: Czech Republic

	<i>(Mio ECU)</i>								
	1992			1993			1994		
	Credit	Debit	Net	Credit	Debit	Net	Credit	Debit	Net
GOODS	8 572	7 048	1 524	7 923	6 181	1 742	9 874	8 110	1 765
SERVICES	1 799	1 582	217	1 747	1 480	267	1 800	1 579	221
Transportation	408	410	-2	315	285	30	319	342	-23
Sea transport	61	24	37	52	28	23	38	34	4
Air transport	97	81	16	103	75	29	99	88	11
Other transportation	250	305	-55	160	182	-22	182	219	-37
Travel	258	645	-387	260	700	-440	302	714	-412
Other services	1 087	509	578	1 130	478	652	1 159	519	641
Communications services	12	18	-5	8	20	-12	13	22	-9
Construction services	67	118	-51	76	96	-20	110	95	14
Insurance services	11	6	6	12	4	7	14	8	6
Financial services	10	7	2	14	11	3	23	10	13
Computer and information services	45	15	30	57	21	36	60	29	31
Royalties and licence fees	9	6	3	31	5	26	15	9	6
Other business services	908	309	598	901	288	613	897	297	600
Personal, cultural and recreational	21	21	0	27	22	5	24	24	0
Government services, n i e	4	9	-5	3	11	-7	4	25	-21
Services not allocated	46	18	28	42	16	26	20	5	15
INCOME	314	844	-530	259	1 000	-741	217	932	-715
Compensation of employees	5	539	-534	8	744	-737	7	720	-713
Investment Income	309	305	4	251	256	-5	210	212	-2
CURRENT TRANSFERS	224	151	73	242	176	67	255	212	43
CURRENT ACCOUNT	10 909	9 625	1 284	10 170	8 836	1 335	12 147	10 833	1 313
CURRENT + CAPITAL ACCOUNT	:	:	:	:	:	:	:	:	:

4.10.

Reporter: EUR15

Partner: Hungary

(Mio ECU)

	1992			1993			1994		
	Credit	Debit	Net	Credit	Debit	Net	Credit	Debit	Net
GOODS	6 086	5 477	608	6 920	5 290	1 631	8 402	6 389	2 013
SERVICES	1 430	1 492	-62	1 684	1 416	268	2 045	1 543	503
Transportation	289	250	39	290	211	80	283	240	43
Sea transport	32	31	1	34	33	1	28	42	-14
Air transport	100	109	-9	122	90	32	114	106	8
Other transportation	157	110	47	134	88	46	141	92	49
Travel	209	724	-515	198	673	-475	234	659	-425
Other services	896	499	397	1 164	516	648	1 511	633	878
Communications services	20	14	6	12	7	5	17	7	10
Construction services	49	138	-89	83	114	-32	236	194	43
Insurance services	21	13	9	22	8	14	30	11	19
Financial services	28	10	18	65	14	51	47	9	38
Computer and information services	22	24	-2	35	27	8	62	35	27
Royalties and licence fees	17	8	9	20	12	8	23	10	12
Other business services	725	258	467	910	296	613	1 078	312	766
Personal, cultural and recreational	10	23	-13	13	25	-12	13	26	-13
Government services, n i e	4	12	-8	5	12	-7	6	30	-24
Services not allocated	36	19	17	32	17	15	17	11	6
INCOME	1 004	480	524	819	581	239	918	376	541
Compensation of employees	13	47	-35	12	98	-85	15	52	-36
Investment Income	991	433	559	807	483	324	902	325	578
CURRENT TRANSFERS	41	256	-215	51	265	-214	60	290	-230
CURRENT ACCOUNT	8 561	7 706	855	9 475	7 552	1 923	11 425	8 598	2 827
CURRENT + CAPITAL ACCOUNT	:	:	:	:	:	:	:	:	:

4.11.

Reporter: EUR15

Partner: Poland

(Mio ECU)

	1992			1993			1994		
	Credit	Debit	Net	Credit	Debit	Net	Credit	Debit	Net
GOODS	8 876	7 822	1 054	10 489	8 210	2 278	11 491	9 589	1 902
SERVICES	1 351	1 704	-353	1 365	1 790	-424	1 454	1 987	-533
Transportation	478	718	-240	384	677	-293	384	928	-543
Sea transport	184	228	-44	124	226	-102	124	245	-121
Air transport	48	65	-17	66	68	-1	70	68	2
Other transportation	246	425	-179	193	383	-190	190	614	-424
Travel	119	362	-242	162	413	-251	191	316	-125
Other services	680	587	94	753	666	87	853	724	129
Communications services	13	19	-5	11	41	-30	17	48	-31
Construction services	170	235	-66	98	225	-127	90	158	-68
Insurance services	35	19	16	38	16	22	64	25	39
Financial services	17	8	8	25	12	13	20	8	13
Computer and information services	15	8	6	19	13	6	9	13	-4
Royalties and licence fees	5	10	-5	8	20	-12	18	12	6
Other business services	411	255	157	527	295	232	609	372	237
Personal, cultural and recreational	12	12	0	22	16	6	19	14	5
Government services, n i e	2	20	-18	4	27	-23	7	75	-68
Services not allocated	74	37	36	66	35	32	25	19	6
INCOME	1 065	1 270	-205	987	1 409	-422	1 122	1 480	-358
Compensation of employees	14	504	-490	22	736	-713	21	761	-741
Investment Income	1 050	766	284	964	673	291	1 101	718	383
CURRENT TRANSFERS	315	661	-347	446	632	-187	453	646	-193
CURRENT ACCOUNT	11 607	11 458	149	13 286	12 041	1 245	14 520	13 702	818
CURRENT + CAPITAL ACCOUNT	:	:	:	:	:	:	:	:	:

4.12.
Reporter: EUR15
Partner: Russia

(Mio ECU)

	1992			1993			1994		
	Credit	Debit	Net	Credit	Debit	Net	Credit	Debit	Net
GOODS	13 703	17 280	-3 577	13 044	16 667	-3 623	13 657	20 452	-6 796
SERVICES	2 189	2 395	-206	1 686	2 780	-1 094	1 177	3 068	-1 891
Transportation	490	1 524	-1 033	662	1 675	-1 013	552	1 724	-1 172
Sea transport	178	1 080	-902	382	1 235	-853	258	1 350	-1 092
Air transport	173	262	-88	186	272	-86	165	211	-47
Other transportation	139	182	-43	94	168	-74	129	163	-33
Travel	90	276	-186	180	254	-74	173	173	-1
Other services	1 561	487	1 073	808	746	62	436	1 148	-713
Communications services	29	30	-1	60	43	17	49	46	3
Construction services	512	76	436	429	135	293	692	416	276
Insurance services	28	47	-19	16	37	-21	18	32	-14
Financial services	80	7	73	102	28	74	77	25	52
Computer and information services	39	12	28	39	27	12	64	23	41
Royalties and licence fees	12	9	3	57	28	28	37	16	21
Other business services	209	266	-57	-233	387	-620	-589	473	-1 062
Personal, cultural and recreational	8	16	-7	13	19	-5	21	18	3
Government services, n i e	643	25	618	325	42	283	67	99	-33
Services not allocated	48	108	-61	37	106	-69	17	23	-6
INCOME	2 030	-605	2 635	3 370	778	2 592	2 896	656	2 240
Compensation of employees	20	40	-21	16	44	-28	17	41	-25
Investment Income	2 010	-645	2 655	3 354	734	2 620	2 879	615	2 265
CURRENT TRANSFERS	124	2 103	-1 979	161	2 382	-2 222	101	2 038	-1 937
CURRENT ACCOUNT	18 046	21 174	-3 128	18 261	22 608	-4 348	17 831	26 214	-8 384
CURRENT + CAPITAL ACCOUNT	:	:	:	:	:	:	:	:	:

4.13.
Reporter: EUR15
Partner: Turkey

(Mio ECU)

	1992			1993			1994		
	Credit	Debit	Net	Credit	Debit	Net	Credit	Debit	Net
GOODS	8 971	7 127	1 843	11 539	7 161	4 378	9 163	8 079	1 084
SERVICES	1 108	2 339	-1 231	1 274	2 615	-1 341	1 339	2 413	-1 074
Transportation	289	469	-180	329	523	-195	344	528	-184
Sea transport	77	190	-113	77	230	-153	82	260	-178
Air transport	147	211	-64	177	215	-38	190	213	-23
Other transportation	66	69	-4	74	78	-4	71	55	16
Travel	160	1 112	-952	191	1 335	-1 143	160	1 180	-1 020
Other services	547	711	-164	650	715	-65	793	690	103
Communications services	61	191	-130	25	78	-53	32	124	-92
Construction services	52	101	-49	61	110	-49	95	116	-21
Insurance services	16	16	0	14	12	2	16	18	-2
Financial services	34	16	18	69	21	48	42	20	22
Computer and information services	6	3	4	10	6	4	11	4	7
Royalties and licence fees	35	6	29	42	6	36	39	13	26
Other business services	291	316	-25	376	363	13	500	336	164
Personal, cultural and recreational	27	28	-1	27	33	-6	26	27	-2
Government services, n i e	25	35	-10	27	86	-59	32	32	0
Services not allocated	113	47	66	104	42	61	42	15	27
INCOME	1 050	696	354	1 091	677	414	1 145	630	515
Compensation of employees	26	103	-77	28	72	-44	26	27	-1
Investment Income	1 024	593	431	1 062	605	457	1 119	602	516
CURRENT TRANSFERS	49	2 884	-2 835	57	3 378	-3 321	51	3 566	-3 515
CURRENT ACCOUNT	11 178	13 047	-1 869	13 960	13 831	129	11 699	14 689	-2 990
CURRENT + CAPITAL ACCOUNT	:	:	:	:	:	:	:	:	:

4.14.

Reporter: EUR15

Partner: Africa

(Mio ECU)

	1992			1993			1994		
	Credit	Debit	Net	Credit	Debit	Net	Credit	Debit	Net
GOODS	38 315	41 692	-3 376	38 124	39 789	-1 664	40 791	42 672	-1 881
SERVICES	11 320	12 629	-1 309	11 121	13 085	-1 963	10 912	13 129	-2 216
Transportation	3 337	4 808	-1 471	3 586	5 177	-1 591	3 746	5 232	-1 487
Sea transport	1 206	2 409	-1 203	1 116	2 623	-1 506	1 255	2 694	-1 439
Air transport	1 715	1 823	-108	1 927	1 849	78	2 022	1 899	124
Other transportation	416	576	-160	543	705	-163	468	640	-171
Travel	2 093	4 557	-2 464	1 974	4 421	-2 447	2 148	4 567	-2 419
Other services	4 976	2 712	2 264	4 765	2 960	1 805	4 634	3 177	1 457
Communications services	198	245	-46	187	273	-87	177	264	-87
Construction services	2 213	444	1 769	2 457	433	2 024	2 140	456	1 684
Insurance services	130	144	-14	132	104	29	213	158	54
Financial services	318	92	226	323	86	236	298	93	205
Computer and information services	108	45	62	85	64	22	60	21	39
Royalties and licence fees	194	31	163	210	62	148	230	58	172
Other business services	1 103	978	125	685	1 139	-454	773	1 215	-442
Personal, cultural and recreational	195	122	73	202	132	71	219	140	79
Government services, n i e	516	610	-94	483	667	-184	524	772	-248
Services not allocated	915	552	362	796	527	269	385	153	233
INCOME	8 928	5 694	3 234	9 079	5 333	3 746	9 760	5 308	4 452
Compensation of employees	635	592	43	689	575	114	592	226	366
Investment Income	8 293	5 102	3 191	8 389	4 758	3 632	9 169	5 082	4 086
CURRENT TRANSFERS	749	7 955	-7 206	624	6 965	-6 342	601	7 273	-6 673
CURRENT ACCOUNT	59 313	67 970	-8 657	58 948	65 171	-6 223	62 065	68 382	-6 317
CURRENT + CAPITAL ACCOUNT	:	:	:	:	:	:	:	:	:

4.15.

Reporter: EUR15

Partner: North African Countries

(Mio ECU)

	1992			1993			1994		
	Credit	Debit	Net	Credit	Debit	Net	Credit	Debit	Net
GOODS	20 561	22 200	-1 640	21 013	21 392	-379	22 449	22 055	394
SERVICES	4 757	7 019	-2 263	5 026	7 460	-2 434	5 063	7 165	-2 101
Transportation	1 142	2 537	-1 395	1 220	2 774	-1 554	1 279	2 714	-1 435
Sea transport	446	1 412	-966	404	1 530	-1 127	471	1 535	-1 064
Air transport	535	933	-398	633	1 004	-371	622	970	-348
Other transportation	162	192	-30	184	240	-56	186	209	-23
Travel	817	3 265	-2 448	819	3 237	-2 418	858	3 205	-2 346
Other services	2 215	941	1 274	2 464	1 151	1 313	2 712	1 168	1 544
Communications services	50	113	-63	59	188	-130	38	168	-130
Construction services	594	126	468	669	155	513	620	183	438
Insurance services	54	63	-10	52	53	-1	86	58	28
Financial services	147	52	95	127	57	70	113	47	66
Computer and information services	20	16	4	24	21	2	21	8	13
Royalties and licence fees	31	9	22	29	13	16	42	13	29
Other business services	1 148	390	757	1 296	470	827	1 560	480	1 080
Personal, cultural and recreational	55	83	-28	69	90	-21	71	92	-21
Government services, n i e	116	88	27	140	104	36	160	119	41
Services not allocated	582	277	305	523	298	225	214	77	137
INCOME	3 752	1 823	1 930	3 419	1 674	1 745	2 658	1 476	1 181
Compensation of employees	141	167	-25	153	162	-9	139	57	82
Investment Income	3 611	1 656	1 955	3 266	1 512	1 754	2 518	1 419	1 099
CURRENT TRANSFERS	269	2 251	-1 981	199	1 890	-1 691	168	2 023	-1 854
CURRENT ACCOUNT	29 338	33 293	-3 954	29 657	32 416	-2 759	30 338	32 718	-2 381
CURRENT + CAPITAL ACCOUNT	:	:	:	:	:	:	:	:	:

4.16.
Reporter: EUR15
Partner: Morocco

(Mio ECU)

	1992			1993			1994		
	Credit	Debit	Net	Credit	Debit	Net	Credit	Debit	Net
GOODS	4 180	3 263	918	4 244	3 284	960	4 858	3 677	1 182
SERVICES	1 377	1 529	-153	1 505	1 731	-226	1 491	1 657	-167
Transportation	325	376	-51	384	455	-71	386	441	-54
Sea transport	152	111	42	154	128	27	164	146	18
Air transport	115	197	-82	155	232	-77	151	218	-67
Other transportation	57	68	-11	75	96	-21	71	77	-6
Travel	375	804	-429	339	870	-531	379	835	-456
Other services	505	242	263	628	307	321	668	358	310
Communications services	10	35	-25	15	53	-38	13	65	-53
Construction services	91	21	70	109	35	74	113	46	67
Insurance services	15	12	3	15	11	4	25	15	11
Financial services	16	7	10	14	8	6	13	7	6
Computer and information services	3	7	-4	9	5	4	6	2	4
Royalties and licence fees	8	2	6	7	4	3	9	5	4
Other business services	290	108	182	355	125	231	384	147	238
Personal, cultural and recreational	19	13	5	30	18	12	19	18	1
Government services, n i e	55	37	17	74	48	26	85	53	31
Services not allocated	171	107	64	154	99	55	57	24	34
INCOME	644	461	183	743	556	187	593	437	156
Compensation of employees	62	44	18	66	43	23	58	12	46
Investment Income	582	417	165	677	513	164	535	425	110
CURRENT TRANSFERS	56	995	-939	43	847	-804	35	926	-891
CURRENT ACCOUNT	6 257	6 248	9	6 534	6 418	117	6 977	6 697	280
CURRENT + CAPITAL ACCOUNT	:	:	:	:	:	:	:	:	:

4.17.
Reporter: EUR15
Partner: Other African Countries

(Mio ECU)

	1992			1993			1994		
	Credit	Debit	Net	Credit	Debit	Net	Credit	Debit	Net
GOODS	17 755	19 492	-1 737	17 111	18 396	-1 285	18 343	20 617	-2 275
SERVICES	6 564	5 609	954	6 095	5 625	471	5 849	5 964	-115
Transportation	2 195	2 271	-76	2 366	2 403	-37	2 467	2 518	-51
Sea transport	760	997	-237	713	1 093	-380	784	1 159	-375
Air transport	1 180	891	290	1 294	844	449	1 400	928	472
Other transportation	254	384	-129	359	466	-107	283	431	-148
Travel	1 276	1 292	-17	1 156	1 184	-29	1 289	1 362	-72
Other services	2 761	1 771	990	2 301	1 809	492	1 922	2 009	-87
Communications services	148	132	17	128	85	43	139	95	43
Construction services	1 619	319	1 300	1 789	278	1 511	1 520	274	1 246
Insurance services	76	80	-5	81	51	30	126	100	26
Financial services	172	41	131	195	29	166	185	46	138
Computer and information services	87	29	58	62	43	19	39	13	27
Royalties and licence fees	164	23	141	181	49	132	188	45	143
Other business services	-45	587	-632	-611	669	-1 280	-786	735	-1 521
Personal, cultural and recreational	140	39	101	133	41	92	148	48	100
Government services, n i e	400	521	-121	343	563	-220	363	652	-289
Services not allocated	332	275	57	273	229	44	171	75	96
INCOME	5 176	3 872	1 304	5 660	3 659	2 001	7 103	3 832	3 271
Compensation of employees	494	425	68	536	413	123	452	169	284
Investment Income	4 682	3 446	1 236	5 123	3 246	1 878	6 650	3 663	2 987
CURRENT TRANSFERS	480	5 705	-5 225	425	5 075	-4 650	433	5 251	-4 818
CURRENT ACCOUNT	29 974	34 677	-4 703	29 291	32 755	-3 464	31 727	35 664	-3 936
CURRENT + CAPITAL ACCOUNT	:	:	:	:	:	:	:	:	:

4.18.
Reporter: EUR15
Partner: America

(Mio ECU)

	1992			1993			1994		
	Credit	Debit	Net	Credit	Debit	Net	Credit	Debit	Net
GOODS	119 200	129 528	-10 328	134 503	128 598	5 905	149 312	140 148	9 164
SERVICES	78 624	68 063	10 561	79 399	70 074	9 325	83 113	74 716	8 397
Transportation	20 661	16 121	4 539	20 789	15 795	4 994	22 328	17 658	4 669
Sea transport	10 007	7 652	2 355	10 449	7 342	3 107	11 216	8 454	2 762
Air transport	8 550	6 669	1 882	8 200	6 483	1 717	8 549	7 226	1 324
Other transportation	2 103	1 801	302	2 140	1 970	171	2 563	1 979	584
Travel	17 090	17 037	53	16 422	17 478	-1 055	16 790	18 799	-2 009
Other services	37 393	32 724	4 669	39 282	34 879	4 404	42 497	37 467	5 030
Communications services	1 381	1 054	327	1 170	1 053	118	1 246	1 330	-84
Construction services	1 682	989	693	1 669	1 088	581	2 006	1 099	908
Insurance services	2 349	1 576	773	2 656	1 315	1 341	3 377	2 069	1 308
Financial services	6 615	4 997	1 618	7 907	5 962	1 945	7 057	4 708	2 349
Computer and information services	703	1 195	-491	1 027	1 471	-444	1 615	2 076	-461
Royalties and licence fees	3 111	6 901	-3 790	3 239	6 981	-3 742	3 487	7 640	-4 153
Other business services	11 893	11 979	-85	13 061	12 612	449	15 144	13 804	1 339
Personal, cultural and recreational	941	1 998	-1 057	1 024	2 293	-1 269	1 114	2 326	-1 212
Government services, n i e	8 718	2 036	6 682	7 528	2 103	5 425	7 451	2 415	5 036
Services not allocated	3 481	2 181	1 300	2 906	1 924	982	1 498	792	706
INCOME	85 303	76 589	8 714	91 951	83 947	8 003	95 647	87 175	8 472
Compensation of employees	942	1 859	-917	1 021	2 055	-1 034	799	1 261	-463
Investment Income	84 361	74 731	9 630	90 930	81 893	9 037	94 848	85 913	8 935
CURRENT TRANSFERS	6 433	9 797	-3 364	5 344	9 268	-3 925	5 713	9 429	-3 717
CURRENT ACCOUNT	289 560	283 977	5 583	311 196	291 888	19 308	333 784	311 468	22 316
CURRENT + CAPITAL ACCOUNT	:	:	:	:	:	:	:	:	:

4.19.
Reporter: EUR15
Partner: Canada

(Mio ECU)

	1992			1993			1994		
	Credit	Debit	Net	Credit	Debit	Net	Credit	Debit	Net
GOODS	8 880	9 205	-325	9 481	8 679	802	10 339	9 584	755
SERVICES	4 232	2 969	1 264	4 038	2 968	1 070	3 884	3 303	580
Transportation	1 073	812	261	1 091	869	222	1 164	943	221
Sea transport	340	292	48	323	326	-3	395	372	22
Air transport	647	470	177	679	482	197	663	517	146
Other transportation	86	50	36	89	61	28	106	54	53
Travel	1 384	1 043	342	1 344	1 137	208	1 253	1 219	34
Other services	1 472	920	553	1 376	817	558	1 392	1 112	280
Communications services	116	103	13	70	73	-3	70	89	-19
Construction services	123	148	-25	38	36	2	44	37	7
Insurance services	107	30	77	119	37	82	158	94	63
Financial services	201	80	120	252	97	155	217	69	148
Computer and information services	30	21	8	68	19	49	80	24	56
Royalties and licence fees	153	53	100	146	60	87	141	73	69
Other business services	351	316	35	405	298	107	471	435	36
Personal, cultural and recreational	47	89	-42	56	116	-60	56	118	-62
Government services, n i e	345	78	267	221	81	140	156	173	-17
Services not allocated	302	194	108	227	145	82	75	30	45
INCOME	6 810	3 166	3 644	7 336	4 329	3 007	6 899	3 978	2 920
Compensation of employees	35	99	-65	31	95	-64	36	43	-7
Investment Income	6 775	3 067	3 708	7 305	4 234	3 072	6 863	3 935	2 927
CURRENT TRANSFERS	230	1 046	-817	265	1 037	-772	236	1 120	-884
CURRENT ACCOUNT	20 152	16 387	3 765	21 120	17 013	4 107	21 357	17 985	3 372
CURRENT + CAPITAL ACCOUNT	:	:	:	:	:	:	:	:	:

4.20.
Reporter: EUR15
Partner: USA

(Mio ECU)

	1992			1993			1994		
	Credit	Debit	Net	Credit	Debit	Net	Credit	Debit	Net
GOODS	84 342	94 292	-9 950	95 326	96 077	-751	105 320	103 493	1 827
SERVICES	66 647	58 556	8 091	67 796	60 247	7 549	71 517	64 045	7 472
Transportation	16 964	12 829	4 135	17 141	12 442	4 698	18 406	13 983	4 423
Sea transport	8 420	6 006	2 414	8 964	5 635	3 329	9 558	6 425	3 132
Air transport	6 724	5 342	1 382	6 283	5 203	1 080	6 588	5 888	700
Other transportation	1 820	1 480	339	1 894	1 604	290	2 260	1 670	591
Travel	14 709	14 452	257	14 050	14 667	-618	14 423	15 861	-1 438
Other services	32 729	29 769	2 960	34 652	31 797	2 855	37 544	33 646	3 898
Communications services	1 198	808	390	1 048	781	267	1 115	923	191
Construction services	1 069	617	452	1 197	842	355	1 413	840	573
Insurance services	1 865	1 482	383	2 174	1 182	991	2 744	1 756	988
Financial services	5 804	4 760	1 045	6 899	5 622	1 277	6 291	4 420	1 871
Computer and information services	648	1 155	-507	920	1 429	-509	1 501	2 034	-533
Royalties and licence fees	2 729	6 820	-4 091	2 849	6 883	-4 034	3 078	7 523	-4 446
Other business services	10 417	10 617	-200	11 563	11 226	336	13 291	12 084	1 207
Personal, cultural and recreational	813	1 835	-1 021	894	2 103	-1 209	972	2 127	-1 154
Government services, n i e	8 185	1 675	6 510	7 109	1 729	5 380	7 139	1 937	5 201
Services not allocated	2 245	1 506	739	1 953	1 341	613	1 144	554	589
INCOME	58 282	58 547	-265	62 957	64 585	-1 628	70 501	69 677	824
Compensation of employees	760	1 538	-778	842	1 761	-920	611	1 086	-475
Investment Income	57 522	57 009	513	62 115	62 823	-708	69 889	68 591	1 299
CURRENT TRANSFERS	5 469	6 642	-1 173	4 426	5 741	-1 314	4 761	5 946	-1 185
CURRENT ACCOUNT	214 741	218 037	-3 297	230 505	226 649	3 856	252 099	243 160	8 939
CURRENT + CAPITAL ACCOUNT	:	:	:	:	:	:	:	:	:

4.21.
Reporter: EUR15
Partner: Central American Countries

(Mio ECU)

	1992			1993			1994		
	Credit	Debit	Net	Credit	Debit	Net	Credit	Debit	Net
GOODS	10 315	6 052	4 262	11 590	5 679	5 911	12 067	6 464	5 602
SERVICES	3 370	2 679	690	3 294	3 195	99	3 413	3 486	-72
Transportation	975	907	69	999	1 047	-48	1 014	1 105	-92
Sea transport	502	531	-29	527	621	-95	535	709	-174
Air transport	335	175	160	345	193	151	340	191	150
Other transportation	138	201	-63	128	232	-104	138	206	-67
Travel	310	792	-481	333	918	-584	355	999	-644
Other services	1 722	824	897	1 670	1 075	595	1 949	1 331	618
Communications services	22	61	-39	21	124	-103	20	210	-190
Construction services	188	56	132	162	68	94	284	78	206
Insurance services	260	43	217	242	77	166	233	142	91
Financial services	400	100	300	423	166	256	370	146	224
Computer and information services	16	9	7	14	10	3	15	9	6
Royalties and licence fees	86	11	75	85	13	72	111	15	96
Other business services	669	437	232	648	506	141	812	612	200
Personal, cultural and recreational	41	27	14	31	29	2	46	39	7
Government services, n i e	39	80	-40	45	82	-37	59	80	-21
Services not allocated	362	156	206	291	155	136	96	51	45
INCOME	12 456	12 806	-350	12 107	13 124	-1 018	10 522	11 758	-1 236
Compensation of employees	47	65	-18	53	64	-10	48	40	8
Investment Income	12 409	12 741	-332	12 053	13 060	-1 007	10 474	11 718	-1 244
CURRENT TRANSFERS	297	707	-410	252	819	-568	274	858	-584
CURRENT ACCOUNT	26 437	22 245	4 192	27 242	22 817	4 424	26 276	22 566	3 710
CURRENT + CAPITAL ACCOUNT	:	:	:	:	:	:	:	:	:

4.22.

Reporter: EUR15

Partner: South American Countries

(Mio ECU)

	1992			1993			1994		
	Credit	Debit	Net	Credit	Debit	Net	Credit	Debit	Net
GOODS	15 663	19 978	-4 315	18 106	18 163	-58	21 587	20 607	980
SERVICES	4 376	3 859	516	4 271	3 664	607	4 299	3 883	416
Transportation	1 648	1 574	74	1 559	1 437	122	1 744	1 627	117
Sea transport	745	823	-78	636	760	-124	728	947	-219
Air transport	844	681	162	894	605	289	958	630	328
Other transportation	59	70	-10	29	72	-43	58	50	8
Travel	687	750	-63	695	756	-61	759	721	39
Other services	1 470	1 211	258	1 584	1 189	395	1 611	1 378	233
Communications services	44	81	-37	32	75	-43	41	108	-67
Construction services	302	169	134	272	142	130	265	143	122
Insurance services	116	20	96	120	19	102	243	76	167
Financial services	210	57	153	333	77	257	179	73	105
Computer and information services	9	9	0	25	13	13	20	9	11
Royalties and licence fees	143	17	126	159	25	133	157	29	128
Other business services	457	608	-152	446	582	-136	570	674	-104
Personal, cultural and recreational	40	47	-8	44	45	-1	40	41	-2
Government services, n i e	149	203	-54	153	211	-59	97	224	-127
Services not allocated	572	324	247	434	283	151	184	157	27
INCOME	7 755	2 069	5 686	9 551	1 910	7 642	7 726	1 762	5 964
Compensation of employees	100	156	-56	95	134	-40	103	92	11
Investment Income	7 655	1 913	5 741	9 457	1 775	7 681	7 622	1 670	5 953
CURRENT TRANSFERS	437	1 401	-964	401	1 671	-1 270	441	1 505	-1 064
CURRENT ACCOUNT	28 230	27 308	923	32 329	25 408	6 921	34 052	27 756	6 296
CURRENT + CAPITAL ACCOUNT	:	:	:	:	:	:	:	:	:

4.23.

Reporter: EUR15

Partner: Argentina

(Mio ECU)

	1992			1993			1994		
	Credit	Debit	Net	Credit	Debit	Net	Credit	Debit	Net
GOODS	3 975	3 043	932	4 299	2 845	1 454	5 501	3 030	2 471
SERVICES	1 013	663	350	1 100	652	448	1 024	701	323
Transportation	267	249	18	307	263	44	350	320	30
Sea transport	152	147	5	149	157	-8	176	220	-43
Air transport	63	81	-18	94	82	12	106	78	27
Other transportation	52	21	31	64	23	41	68	22	46
Travel	139	110	29	142	97	45	173	113	60
Other services	499	277	222	569	267	302	466	260	206
Communications services	7	15	-8	12	9	4	20	10	10
Construction services	90	21	69	67	31	36	68	17	51
Insurance services	43	13	30	60	10	50	34	16	18
Financial services	54	10	44	111	9	101	14	12	1
Computer and information services	2	2	0	6	3	3	5	2	3
Royalties and licence fees	77	3	74	97	8	90	95	5	89
Other business services	170	169	2	184	147	37	203	154	49
Personal, cultural and recreational	11	10	1	12	11	1	10	7	3
Government services, n i e	44	34	10	20	38	-18	17	38	-20
Services not allocated	108	27	81	82	25	57	35	8	27
INCOME	1 630	363	1 267	1 539	285	1 254	1 189	261	928
Compensation of employees	19	28	-9	16	24	-8	23	19	3
Investment Income	1 611	335	1 276	1 523	260	1 263	1 166	241	925
CURRENT TRANSFERS	112	270	-158	111	465	-354	107	227	-120
CURRENT ACCOUNT	6 731	4 339	2 391	7 050	4 246	2 803	7 821	4 218	3 603
CURRENT + CAPITAL ACCOUNT	:	:	:	:	:	:	:	:	:

4.24.
Reporter: EUR15
Partner: Brazil

(Mio ECU)

	1992			1993			1994		
	Credit	Debit	Net	Credit	Debit	Net	Credit	Debit	Net
GOODS	4 518	8 927	-4 410	6 128	8 251	-2 122	7 913	9 504	-1 591
SERVICES	1 131	1 431	-299	1 151	1 508	-357	1 398	1 625	-228
Transportation	471	724	-253	453	716	-262	579	779	-200
Sea transport	294	431	-138	238	429	-191	285	469	-184
Air transport	128	238	-110	164	231	-67	235	247	-12
Other transportation	49	55	-6	51	55	-4	59	63	-4
Travel	286	284	2	309	320	-11	337	290	47
Other services	294	341	-48	308	394	-86	407	450	-42
Communications services	9	17	-8	9	22	-13	11	23	-12
Construction services	31	33	-2	44	25	19	20	24	-4
Insurance services	29	4	25	33	3	30	118	23	95
Financial services	42	21	21	78	37	40	98	37	61
Computer and information services	2	3	0	8	5	2	9	3	5
Royalties and licence fees	16	8	8	15	12	3	26	16	10
Other business services	117	183	-67	44	211	-167	78	239	-161
Personal, cultural and recreational	12	18	-6	15	15	0	13	14	-1
Government services, n i e	35	55	-19	62	63	-1	35	71	-35
Services not allocated	81	81	0	80	78	2	74	106	-32
INCOME	2 868	531	2 338	4 216	500	3 716	3 599	632	2 967
Compensation of employees	42	54	-11	40	44	-5	42	37	5
Investment Income	2 826	477	2 349	4 176	455	3 721	3 557	594	2 963
CURRENT TRANSFERS	79	306	-227	89	324	-234	103	356	-253
CURRENT ACCOUNT	8 596	11 194	-2 598	11 584	10 582	1 002	13 013	12 117	896
CURRENT + CAPITAL ACCOUNT	:	:	:	:	:	:	:	:	:

4.25.
Reporter: EUR15
Partner: Asia

(Mio ECU)

	1992			1993			1994		
	Credit	Debit	Net	Credit	Debit	Net	Credit	Debit	Net
GOODS	124 112	156 615	-32 504	140 524	161 710	-21 185	157 413	174 291	-16 878
SERVICES	33 759	28 151	5 609	37 010	30 926	6 084	37 680	32 489	5 191
Transportation	11 158	11 541	-383	12 296	12 260	36	12 837	13 015	-177
Sea transport	4 252	5 579	-1 327	4 435	5 701	-1 266	4 923	6 107	-1 184
Air transport	5 824	4 455	1 370	6 562	4 905	1 657	6 635	5 118	1 517
Other transportation	1 082	1 507	-425	1 299	1 653	-354	1 280	1 790	-510
Travel	5 365	4 301	1 064	5 797	5 072	725	6 056	5 860	196
Other services	15 053	10 762	4 291	16 995	12 322	4 673	17 903	13 236	4 667
Communications services	682	790	-107	541	761	-220	534	751	-218
Construction services	1 974	978	997	2 231	1 130	1 101	2 592	1 532	1 060
Insurance services	529	359	170	545	265	280	596	355	241
Financial services	2 422	1 263	1 160	2 890	1 630	1 260	2 467	1 288	1 179
Computer and information services	196	110	86	232	190	42	257	204	53
Royalties and licence fees	1 081	535	546	1 287	707	580	1 554	968	587
Other business services	6 664	5 685	979	7 714	6 588	1 126	8 431	7 452	979
Personal, cultural and recreational	1 041	195	846	1 024	243	781	1 062	277	785
Government services, n i e	463	848	-386	532	809	-277	411	409	2
Services not allocated	2 183	1 547	636	1 921	1 271	650	885	379	506
INCOME	44 416	47 788	-3 372	42 955	42 722	233	40 455	40 748	-293
Compensation of employees	376	659	-283	414	672	-258	376	409	-34
Investment Income	44 041	47 129	-3 089	42 541	42 049	491	40 079	40 339	-259
CURRENT TRANSFERS	1 805	5 028	-3 223	1 852	5 060	-3 208	1 764	5 144	-3 380
CURRENT ACCOUNT	204 092	237 582	-33 490	222 341	240 417	-18 076	237 312	252 672	-15 360
CURRENT + CAPITAL ACCOUNT	:	:	:	:	:	:	:	:	:

4.26.

Reporter: EUR15

Partner: Near and Middle East Countries

(Mio ECU)

	1992			1993			1994		
	Credit	Debit	Net	Credit	Debit	Net	Credit	Debit	Net
GOODS	38 140	20 815	17 325	36 914	20 480	16 434	37 851	20 612	17 239
SERVICES	7 174	5 303	1 871	7 045	5 472	1 573	6 874	5 446	1 428
Transportation	1 955	1 680	275	2 139	1 836	303	2 183	1 761	422
Sea transport	843	803	40	948	862	86	1 066	833	233
Air transport	858	704	154	954	820	133	864	820	44
Other transportation	253	173	80	237	154	83	253	108	144
Travel	1 741	838	903	1 923	953	970	1 767	1 079	688
Other services	3 072	2 475	597	2 599	2 440	159	2 771	2 540	231
Communications services	148	141	7	142	139	4	159	142	18
Construction services	886	482	404	1 023	449	574	1 314	507	807
Insurance services	134	62	73	115	51	63	139	54	85
Financial services	334	98	237	335	105	230	356	124	231
Computer and information services	73	30	44	75	34	41	68	45	23
Royalties and licence fees	39	14	25	55	18	38	87	24	63
Other business services	884	1 347	-463	299	1 354	-1 055	188	1 497	-1 309
Personal, cultural and recreational	405	33	372	369	45	325	316	40	275
Government services, n i e	169	270	-101	185	245	-61	145	108	37
Services not allocated	406	310	96	384	243	141	153	65	88
INCOME	3 087	8 829	-5 742	3 614	7 389	-3 775	4 883	6 847	-1 964
Compensation of employees	100	133	-33	109	126	-16	99	78	20
Investment Income	2 987	8 696	-5 709	3 504	7 263	-3 759	4 784	6 768	-1 984
CURRENT TRANSFERS	361	1 901	-1 541	427	1 898	-1 471	370	1 841	-1 472
CURRENT ACCOUNT	48 761	36 848	11 913	47 999	35 238	12 761	49 977	34 746	15 232
CURRENT + CAPITAL ACCOUNT	:	:	:	:	:	:	:	:	:

4.27.

Reporter: EUR15

Partner: Other Near and Middle East Countries

(Mio ECU)

	1992			1993			1994		
	Credit	Debit	Net	Credit	Debit	Net	Credit	Debit	Net
GOODS	3 728	2 272	1 456	4 579	2 408	2 171	5 453	2 347	3 106
SERVICES	886	592	295	1 305	707	597	1 424	758	666
Transportation	257	189	68	278	221	57	299	230	68
Sea transport	118	39	79	109	50	59	135	60	75
Air transport	116	132	-16	142	151	-9	136	154	-18
Other transportation	23	18	5	28	20	7	28	16	11
Travel	251	99	152	408	121	287	419	166	254
Other services	292	278	14	536	341	195	676	355	320
Communications services	11	31	-20	16	66	-50	21	47	-25
Construction services	45	27	18	67	31	37	118	62	57
Insurance services	21	5	17	17	7	10	17	8	9
Financial services	57	18	39	80	23	58	52	20	32
Computer and information services	2	1	2	4	1	2	5	1	4
Royalties and licence fees	7	1	6	5	1	4	11	2	9
Other business services	121	143	-22	309	144	165	419	186	233
Personal, cultural and recreational	16	3	13	19	14	5	19	5	14
Government services, n i e	11	49	-38	18	53	-35	14	25	-11
Services not allocated	86	26	60	82	24	58	30	7	23
INCOME	372	822	-450	698	761	-62	1 040	703	338
Compensation of employees	25	34	-9	28	36	-8	28	17	11
Investment Income	347	788	-440	671	725	-55	1 013	685	327
CURRENT TRANSFERS	37	262	-225	32	268	-236	35	293	-258
CURRENT ACCOUNT	5 023	3 947	1 076	6 614	4 144	2 470	7 953	4 101	3 852
CURRENT + CAPITAL ACCOUNT	:	:	:	:	:	:	:	:	:

4.28.
Reporter: EUR15
Partner: Other Asian Countries

(Mio ECU)

	1992			1993			1994		
	Credit	Debit	Net	Credit	Debit	Net	Credit	Debit	Net
GOODS	85 972	135 800	-49 829	103 610	141 230	-37 620	119 563	153 680	-34 117
SERVICES	26 586	22 848	3 738	29 965	25 454	4 511	30 806	27 043	3 763
Transportation	9 203	9 861	-657	10 157	10 423	-266	10 654	11 253	-599
Sea transport	3 408	4 775	-1 367	3 487	4 839	-1 352	3 856	5 274	-1 418
Air transport	4 966	3 751	1 215	5 608	4 085	1 523	5 770	4 298	1 472
Other transportation	829	1 334	-505	1 062	1 500	-437	1 027	1 681	-654
Travel	3 624	3 463	161	3 874	4 120	-246	4 288	4 781	-492
Other services	11 981	8 287	3 693	14 397	9 883	4 514	15 131	10 696	4 436
Communications services	534	649	-115	399	622	-223	374	610	-235
Construction services	1 088	496	592	1 208	681	528	1 278	1 025	252
Insurance services	395	297	98	430	214	217	457	301	155
Financial services	2 088	1 165	923	2 555	1 525	1 030	2 111	1 164	947
Computer and information services	123	80	43	157	156	1	189	159	30
Royalties and licence fees	1 043	522	521	1 232	689	542	1 468	944	524
Other business services	5 780	4 339	1 441	7 414	5 234	2 180	8 243	5 955	2 287
Personal, cultural and recreational	636	161	474	654	198	456	747	237	510
Government services, n i e	294	579	-284	347	564	-217	265	301	-36
Services not allocated	1 777	1 237	541	1 537	1 028	509	732	313	419
INCOME	41 329	38 959	2 370	39 341	35 333	4 009	35 572	33 901	1 671
Compensation of employees	276	526	-250	305	546	-241	277	331	-54
Investment Income	41 053	38 433	2 620	39 036	34 786	4 250	35 295	33 570	1 725
CURRENT TRANSFERS	1 444	3 127	-1 682	1 425	3 162	-1 737	1 394	3 303	-1 908
CURRENT ACCOUNT	155 331	200 734	-45 403	174 342	205 179	-30 837	187 335	217 926	-30 591
CURRENT + CAPITAL ACCOUNT	:	:	:	:	:	:	:	:	:

4.29.
Reporter: EUR15
Partner: China

(Mio ECU)

	1992			1993			1994		
	Credit	Debit	Net	Credit	Debit	Net	Credit	Debit	Net
GOODS	9 624	19 616	-9 992	14 814	22 252	-7 438	15 562	25 142	-9 580
SERVICES	1 395	1 389	6	1 903	1 604	298	1 708	1 704	4
Transportation	320	629	-308	278	682	-403	263	790	-527
Sea transport	195	460	-265	127	474	-347	114	569	-455
Air transport	65	86	-22	88	124	-36	89	135	-46
Other transportation	60	82	-21	63	83	-20	61	87	-26
Travel	63	258	-195	67	275	-209	51	320	-268
Other services	861	343	518	1 424	501	923	1 345	562	783
Communications services	35	48	-13	43	42	1	24	52	-29
Construction services	96	29	67	142	33	110	201	44	157
Insurance services	34	14	20	31	13	18	33	16	17
Financial services	32	8	24	42	21	22	60	15	45
Computer and information services	10	4	7	19	8	11	17	8	9
Royalties and licence fees	53	11	42	54	29	25	114	33	82
Other business services	554	177	378	1 020	291	728	832	364	468
Personal, cultural and recreational	27	9	18	23	10	13	26	12	14
Government services, n i e	19	43	-24	49	53	-4	37	17	19
Services not allocated	151	160	-9	134	147	-13	49	32	17
INCOME	1 248	962	286	1 236	923	313	946	666	279
Compensation of employees	8	32	-24	11	38	-27	11	27	-16
Investment Income	1 240	929	311	1 225	885	340	935	640	295
CURRENT TRANSFERS	21	156	-135	46	164	-117	67	187	-120
CURRENT ACCOUNT	12 288	22 124	-9 836	17 999	24 944	-6 945	18 283	27 699	-9 417
CURRENT + CAPITAL ACCOUNT	:	:	:	:	:	:	:	:	:

4.30.

Reporter: EUR15

Partner: India

	(Mio ECU)								
	1992			1993			1994		
	Credit	Debit	Net	Credit	Debit	Net	Credit	Debit	Net
GOODS	5 333	5 240	93	6 267	6 196	72	7 134	7 016	118
SERVICES	1 356	930	426	1 198	1 076	122	1 520	1 277	243
Transportation	300	299	2	436	369	67	462	357	106
Sea transport	110	139	-29	135	182	-48	157	185	-28
Air transport	107	124	-17	146	147	-1	158	136	22
Other transportation	84	36	48	155	40	115	147	35	112
Travel	79	320	-240	92	361	-269	127	477	-350
Other services	894	269	624	596	308	289	901	433	468
Communications services	65	57	7	11	47	-36	13	24	-12
Construction services	112	17	94	58	16	42	61	53	8
Insurance services	12	3	9	11	7	5	11	10	1
Financial services	54	5	49	49	9	40	61	16	46
Computer and information services	3	2	1	4	3	1	9	3	5
Royalties and licence fees	36	2	34	41	4	36	64	79	-15
Other business services	508	140	369	365	157	209	609	214	395
Personal, cultural and recreational	86	13	72	36	13	22	59	16	42
Government services, n i e	20	30	-11	21	53	-32	16	19	-3
Services not allocated	82	42	40	74	39	35	29	10	19
INCOME	865	300	565	795	357	438	716	316	400
Compensation of employees	15	28	-13	22	28	-6	12	17	-5
Investment Income	850	272	578	773	329	444	704	299	405
CURRENT TRANSFERS	17	398	-380	23	382	-359	18	470	-452
CURRENT ACCOUNT	7 571	6 868	703	8 284	8 011	273	9 388	9 080	309
CURRENT + CAPITAL ACCOUNT	:	:	:	:	:	:	:	:	:

4.31.

Reporter: EUR15

Partner: Japan

	(Mio ECU)								
	1992			1993			1994		
	Credit	Debit	Net	Credit	Debit	Net	Credit	Debit	Net
GOODS	22 354	57 847	-35 493	24 322	55 360	-31 038	28 181	56 348	-28 167
SERVICES	9 810	6 784	3 026	11 136	6 835	4 302	10 708	6 789	3 919
Transportation	3 386	3 031	355	3 675	2 859	816	3 711	3 092	619
Sea transport	1 052	1 613	-561	1 067	1 475	-408	1 139	1 677	-538
Air transport	2 131	1 138	993	2 402	1 099	1 303	2 355	1 132	1 223
Other transportation	203	280	-77	205	285	-79	216	283	-67
Travel	1 845	687	1 158	2 117	681	1 435	2 347	686	1 661
Other services	4 267	2 780	1 488	5 045	3 080	1 964	4 411	2 904	1 507
Communications services	111	115	-4	79	84	-5	82	89	-7
Construction services	171	61	110	134	68	66	97	48	49
Insurance services	221	54	167	234	117	117	194	137	57
Financial services	518	30	488	547	59	488	460	134	326
Computer and information services	40	43	-2	46	69	-22	63	74	-11
Royalties and licence fees	760	512	248	957	535	423	903	530	373
Other business services	2 228	1 784	444	2 818	1 969	849	2 410	1 710	700
Personal, cultural and recreational	165	94	71	165	85	79	158	73	85
Government services, n i e	54	87	-32	65	95	-30	42	107	-65
Services not allocated	312	287	25	301	214	87	240	107	133
INCOME	20 723	16 838	3 886	17 244	14 209	3 035	16 877	15 534	1 343
Compensation of employees	115	141	-26	134	156	-22	114	132	-18
Investment Income	20 608	16 696	3 912	17 110	14 053	3 057	16 763	15 402	1 361
CURRENT TRANSFERS	651	579	72	664	375	289	713	453	260
CURRENT ACCOUNT	53 538	82 047	-28 509	53 366	76 779	-23 413	56 479	79 124	-22 644
CURRENT + CAPITAL ACCOUNT	:	:	:	:	:	:	:	:	:

4.32.
Reporter: EUR15
Partner: Australia, Oceania and Other Territories

(Mio ECU)

	1992			1993			1994		
	Credit	Debit	Net	Credit	Debit	Net	Credit	Debit	Net
GOODS	8 428	6 854	1 574	9 086	6 360	2 727	10 752	7 085	3 667
SERVICES	4 018	2 800	1 217	4 028	2 901	1 127	4 248	3 094	1 154
Transportation	1 656	1 215	441	1 870	1 254	616	1 970	1 360	610
Sea transport	884	587	297	1 084	612	472	1 196	700	496
Air transport	695	577	118	695	583	112	686	619	67
Other transportation	77	51	26	91	59	32	88	41	47
Travel	1 112	1 005	107	932	953	-22	1 025	1 112	-87
Other services	1 148	518	631	1 135	635	501	1 185	590	595
Communications services	94	96	-2	95	95	-1	101	91	10
Construction services	51	42	9	66	38	27	26	23	3
Insurance services	82	37	44	91	29	62	96	40	56
Financial services	301	56	245	281	80	201	288	61	227
Computer and information services	31	4	27	34	6	28	27	12	14
Royalties and licence fees	117	21	95	145	83	62	165	36	129
Other business services	354	167	187	293	198	95	343	217	125
Personal, cultural and recreational	85	47	38	96	61	35	106	59	47
Government services, n i e	34	48	-14	35	45	-9	34	52	-18
Services not allocated	101	63	38	91	59	32	68	32	36
INCOME	5 125	2 675	2 450	5 009	3 196	1 813	4 894	2 974	1 920
Compensation of employees	23	61	-38	24	59	-35	22	38	-16
Investment Income	5 101	2 614	2 487	4 985	3 138	1 847	4 872	2 937	1 936
CURRENT TRANSFERS	181	1 039	-859	171	1 010	-838	229	1 064	-835
CURRENT ACCOUNT	17 751	13 369	4 382	18 295	13 466	4 828	20 123	14 218	5 906
CURRENT + CAPITAL ACCOUNT	:	:	:	:	:	:	:	:	:

4.33.
Reporter: EUR15
Partner: Australia

(Mio ECU)

	1992			1993			1994		
	Credit	Debit	Net	Credit	Debit	Net	Credit	Debit	Net
GOODS	7 110	4 872	2 238	7 588	4 342	3 245	9 044	4 779	4 265
SERVICES	3 046	2 202	844	3 098	2 265	832	3 271	2 407	865
Transportation	1 122	909	213	1 305	919	387	1 411	1 001	410
Sea transport	641	433	207	782	447	335	879	516	363
Air transport	419	437	-18	453	429	24	460	455	5
Other transportation	62	38	24	70	43	27	73	30	43
Travel	943	810	132	806	749	58	870	876	-6
Other services	894	433	462	906	550	356	932	503	429
Communications services	78	81	-3	75	78	-3	80	70	10
Construction services	27	19	9	34	29	5	20	22	-1
Insurance services	68	31	37	79	24	54	81	33	48
Financial services	264	52	212	241	77	165	236	54	181
Computer and information services	30	4	26	32	5	27	25	12	13
Royalties and licence fees	99	20	79	125	79	47	137	33	104
Other business services	236	150	87	217	175	42	248	197	51
Personal, cultural and recreational	66	40	26	77	50	27	83	49	34
Government services, n i e	25	36	-11	25	33	-8	22	32	-10
Services not allocated	87	50	37	80	48	32	58	27	32
INCOME	4 266	2 219	2 047	4 040	2 693	1 347	3 764	2 352	1 412
Compensation of employees	16	53	-37	16	50	-34	16	33	-17
Investment Income	4 251	2 166	2 084	4 023	2 643	1 380	3 749	2 320	1 429
CURRENT TRANSFERS	142	772	-630	145	766	-621	192	788	-596
CURRENT ACCOUNT	14 563	10 065	4 499	14 870	10 066	4 804	16 272	10 326	5 946
CURRENT + CAPITAL ACCOUNT	:	:	:	:	:	:	:	:	:

4.34.

Reporter: EUR15

Partner: New Zealand

(Mio ECU)

	1992			1993			1994		
	Credit	Debit	Net	Credit	Debit	Net	Credit	Debit	Net
GOODS	1 093	1 548	-454	1 271	1 596	-325	1 499	1 773	-274
SERVICES	666	453	213	701	482	219	777	513	263
Transportation	357	208	149	423	218	205	449	244	205
Sea transport	235	133	101	296	143	153	318	167	151
Air transport	112	68	45	116	68	48	120	71	49
Other transportation	10	7	3	12	7	5	11	6	5
Travel	119	169	-50	110	191	-80	137	214	-77
Other services	178	64	114	157	63	94	186	52	134
Communications services	15	14	1	19	17	2	20	20	0
Construction services	9	19	-10	2	7	-5	1	1	1
Insurance services	11	5	6	9	3	6	10	4	6
Financial services	32	2	30	32	3	29	38	2	36
Computer and information services	1	0	1	1	1	1	2	0	2
Royalties and licence fees	14	1	13	17	3	14	24	2	23
Other business services	73	13	60	53	15	38	66	11	55
Personal, cultural and recreational	17	6	11	19	9	10	21	9	12
Government services, n i e	6	5	1	5	5	0	5	5	0
Services not allocated	11	11	0	11	11	0	4	3	1
INCOME	582	281	301	777	345	432	685	310	376
Compensation of employees	2	5	-3	2	6	-4	1	3	-2
Investment Income	580	276	304	776	340	436	685	307	377
CURRENT TRANSFERS	26	128	-102	27	128	-101	31	144	-112
CURRENT ACCOUNT	2 368	2 410	-43	2 776	2 551	225	2 992	2 740	252
CURRENT + CAPITAL ACCOUNT	:	:	:	:	:	:	:	:	:

4.35.

Reporter: EUR15

Partner: International Organisations

(Mio ECU)

	1992			1993			1994		
	Credit	Debit	Net	Credit	Debit	Net	Credit	Debit	Net
GOODS	10	10	0	60	45	14	11	1	10
SERVICES	711	583	128	752	678	74	609	646	-37
Transportation	10	2	8	8	4	4	1	0	0
Sea transport	4	1	4	4	3	1	0	0	0
Air transport	1	0	1	1	1	1	0	0	0
Other transportation	4	1	4	2	0	2	0	0	0
Travel	13	10	3	15	13	2	13	10	3
Other services	688	571	118	730	660	69	595	636	-41
Communications services	4	0	4	5	0	4	9	1	9
Construction services	0	0	0	0	0	0	0	0	0
Insurance services	6	10	-4	13	10	3	8	15	-7
Financial services	35	19	15	43	26	17	26	22	4
Computer and information services	4	1	3	5	1	4	4	1	3
Royalties and licence fees	11	1	11	0	1	-1	0	0	0
Other business services	56	44	12	89	47	42	82	74	8
Personal, cultural and recreational	45	28	17	5	1	4	1	0	1
Government services, n i e	527	467	60	570	574	-5	465	523	-59
Services not allocated	0	1	-1	0	1	-1	0	0	0
INCOME	4 472	3 970	502	5 039	3 656	1 383	4 960	3 294	1 666
Compensation of employees	8	0	8	9	0	9	2	0	2
Investment Income	4 465	3 970	495	5 030	3 656	1 374	4 958	3 294	1 664
CURRENT TRANSFERS	58	5 912	-5 854	52	5 543	-5 490	30	5 570	-5 541
CURRENT ACCOUNT	5 251	10 475	-5 224	5 903	9 922	-4 019	5 610	9 512	-3 902
CURRENT + CAPITAL ACCOUNT	:	:	:	:	:	:	:	:	:

4.36.
Reporter: EUR15
Partner: World not allocated

(Mio ECU)

	1992			1993			1994		
	Credit	Debit	Net	Credit	Debit	Net	Credit	Debit	Net
GOODS	:	:	:	:	:	:	:	:	:
SERVICES	:	:	:	:	:	:	:	:	:
Transportation	:	:	:	:	:	:	:	:	:
Sea transport	:	:	:	:	:	:	:	:	:
Air transport	:	:	:	:	:	:	:	:	:
Other transportation	:	:	:	:	:	:	:	:	:
Travel	:	:	:	:	:	:	:	:	:
Other services	:	:	:	:	:	:	:	:	:
Communications services	:	:	:	:	:	:	:	:	:
Construction services	:	:	:	:	:	:	:	:	:
Insurance services	:	:	:	:	:	:	:	:	:
Financial services	:	:	:	:	:	:	:	:	:
Computer and information services	:	:	:	:	:	:	:	:	:
Royalties and licence fees	:	:	:	:	:	:	:	:	:
Other business services	:	:	:	:	:	:	:	:	:
Personal, cultural and recreational	:	:	:	:	:	:	:	:	:
Government services, n i e	:	:	:	:	:	:	:	:	:
Services not allocated	:	:	:	:	:	:	:	:	:
INCOME	:	:	:	:	:	:	:	:	:
Compensation of employees	:	:	:	:	:	:	:	:	:
Investment Income	:	:	:	:	:	:	:	:	:
CURRENT TRANSFERS	:	:	:	:	:	:	:	:	:
CURRENT ACCOUNT	:	:	:	:	:	:	:	:	:
CURRENT + CAPITAL ACCOUNT	:	:	:	:	:	:	:	:	:

4.37.
Reporter: EUR15
Partner: OECD Countries

(Mio ECU)

	1992			1993			1994		
	Credit	Debit	Net	Credit	Debit	Net	Credit	Debit	Net
GOODS	916 091	963 680	-47 589	917 050	910 850	6 200	1 008 499	1 000 186	8 313
SERVICES	298 964	289 512	9 453	314 326	303 294	11 032	318 890	311 580	7 310
Transportation	73 256	74 962	-1 706	76 454	74 834	1 620	80 880	80 861	19
Sea transport	27 941	32 655	-4 714	31 877	33 089	-1 213	34 207	35 990	-1 782
Air transport	24 720	22 576	2 144	26 298	23 057	3 241	26 293	23 754	2 538
Other transportation	20 595	19 731	864	18 279	18 688	-409	20 380	21 117	-737
Travel	99 217	87 364	11 854	97 981	88 659	9 322	102 434	93 142	9 292
Other services	109 911	116 975	-7 063	125 629	130 984	-5 355	129 307	134 225	-4 918
Communications services	3 372	3 801	-429	3 154	3 472	-317	3 443	3 629	-186
Construction services	6 370	5 994	377	6 437	6 528	-91	6 931	6 248	683
Insurance services	7 183	7 716	-533	7 387	6 822	564	9 330	9 287	43
Financial services	20 265	17 340	2 925	26 253	22 514	3 738	21 094	17 886	3 208
Computer and information services	3 079	3 834	-755	4 252	4 841	-589	4 796	5 256	-461
Royalties and licence fees	6 894	13 438	-6 543	8 068	14 553	-6 485	9 111	15 849	-6 738
Other business services	47 634	51 083	-3 449	55 448	57 337	-1 889	60 537	60 853	-316
Personal, cultural and recreational	3 414	5 669	-2 255	4 149	6 748	-2 600	4 331	6 961	-2 630
Government services, n i e	11 700	8 100	3 600	10 481	8 167	2 314	9 735	8 255	1 479
Services not allocated	16 580	10 212	6 368	14 262	8 817	5 445	6 268	3 351	2 917
INCOME	322 242	365 930	-43 688	362 729	407 180	-44 451	325 011	374 399	-49 388
Compensation of employees	7 517	11 348	-3 830	7 689	11 751	-4 062	6 997	8 112	-1 115
Investment Income	314 725	354 583	-39 858	355 040	395 429	-40 389	318 015	366 287	-48 273
CURRENT TRANSFERS	99 756	101 928	-2 172	108 109	100 964	7 145	108 743	106 167	2 576
CURRENT ACCOUNT	1 637 054	1 721 050	-83 996	1 702 213	1 722 288	-20 074	1 761 142	1 792 332	-31 190
CURRENT + CAPITAL ACCOUNT	:	:	:	:	:	:	:	:	:

4.38.

Reporter: EUR15

Partner: Countries from Central and Eastern Europe

(Mio ECU)

	1992			1993			1994		
	Credit	Debit	Net	Credit	Debit	Net	Credit	Debit	Net
GOODS	35 336	31 532	3 804	39 997	32 363	7 634	48 662	39 897	8 766
SERVICES	6 425	6 539	-114	6 847	6 779	68	7 532	7 791	-259
Transportation	1 797	2 251	-454	1 696	2 096	-400	1 663	2 575	-912
Sea transport	415	591	-176	427	568	-141	341	606	-265
Air transport	533	497	36	610	528	82	608	550	58
Other transportation	850	1 163	-314	659	1 000	-342	714	1 419	-705
Travel	928	1 971	-1 044	1 093	2 130	-1 037	1 141	2 480	-1 339
Other services	3 443	2 167	1 275	3 827	2 407	1 421	4 629	2 674	1 954
Communications services	106	145	-39	62	115	-53	80	146	-66
Construction services	339	588	-249	342	585	-243	558	703	-145
Insurance services	88	65	23	91	59	32	137	73	64
Financial services	94	51	42	133	75	58	124	57	67
Computer and information services	96	49	47	136	75	61	137	63	73
Royalties and licence fees	41	29	13	75	54	21	79	40	39
Other business services	2 596	1 099	1 498	2 887	1 261	1 626	3 404	1 384	2 020
Personal, cultural and recreational	56	78	-22	64	90	-26	69	98	-29
Government services, n i e	26	64	-38	36	92	-56	40	109	-69
Services not allocated	258	149	108	231	146	85	99	62	38
INCOME	2 793	2 056	737	2 635	3 344	-709	2 698	3 071	-373
Compensation of employees	45	1 301	-1 256	62	1 807	-1 745	65	1 762	-1 698
Investment Income	2 748	754	1 994	2 573	1 537	1 036	2 633	1 309	1 325
CURRENT TRANSFERS	682	2 922	-2 239	874	2 844	-1 971	883	3 024	-2 141
CURRENT ACCOUNT	45 237	43 048	2 188	50 353	45 331	5 022	59 775	53 782	5 993
CURRENT + CAPITAL ACCOUNT	:	:	:	:	:	:	:	:	:

4.39.

Reporter: EUR15

Partner: North American Free Trade Association

(Mio ECU)

	1992			1993			1994		
	Credit	Debit	Net	Credit	Debit	Net	Credit	Debit	Net
GOODS	99 875	105 733	-5 859	111 311	106 680	4 631	122 674	114 757	7 917
SERVICES	67 730	59 915	7 815	72 402	63 329	9 073	72 882	65 611	7 271
Transportation	17 309	13 234	4 075	18 646	13 455	5 191	19 248	14 420	4 828
Sea transport	8 599	6 148	2 451	9 503	6 083	3 420	10 037	6 742	3 294
Air transport	7 113	5 941	1 172	7 142	6 080	1 062	7 046	6 400	647
Other transportation	1 596	1 145	451	2 001	1 292	709	2 165	1 278	887
Travel	14 228	14 841	-612	14 962	15 775	-812	15 481	17 002	-1 521
Other services	33 084	29 873	3 211	36 115	32 347	3 768	37 052	33 644	3 408
Communications services	1 275	948	327	1 135	860	275	1 138	1 002	136
Construction services	1 303	821	482	1 376	905	471	1 607	914	694
Insurance services	2 111	1 440	671	2 305	1 171	1 133	2 761	1 693	1 068
Financial services	6 078	4 525	1 553	7 205	5 929	1 276	5 901	4 367	1 534
Computer and information services	703	1 082	-379	1 034	1 450	-416	1 557	2 075	-519
Royalties and licence fees	2 721	7 012	-4 291	2 976	6 888	-3 912	3 309	7 536	-4 227
Other business services	9 920	10 474	-554	12 090	11 288	801	12 868	12 025	843
Personal, cultural and recreational	881	1 943	-1 062	976	2 190	-1 215	1 011	2 220	-1 210
Government services, n i e	8 092	1 628	6 464	7 020	1 666	5 355	6 901	1 812	5 089
Services not allocated	3 109	1 968	1 141	2 678	1 752	926	1 100	545	555
INCOME	66 844	60 181	6 663	73 642	67 705	5 937	65 747	60 697	5 050
Compensation of employees	751	1 606	-855	795	1 803	-1 007	620	1 067	-447
Investment Income	66 093	58 575	7 519	72 847	65 902	6 945	65 128	59 630	5 497
CURRENT TRANSFERS	5 324	7 327	-2 003	4 772	6 512	-1 740	5 007	6 691	-1 684
CURRENT ACCOUNT	239 773	233 156	6 617	262 127	244 226	17 902	266 311	247 757	18 554
CURRENT + CAPITAL ACCOUNT	:	:	:	:	:	:	:	:	:

4.40.
Reporter: EUR15
Partner: African, Caribbean and Pacific Countries

(Mio ECU)

	1992			1993			1994		
	Credit	Debit	Net	Credit	Debit	Net	Credit	Debit	Net
GOODS	17 122	19 037	-1 915	18 036	18 416	-380	18 478	20 679	-2 201
SERVICES	3 753	4 864	-1 111	3 333	5 274	-1 941	3 391	5 555	-2 164
Transportation	1 415	1 863	-448	1 596	1 956	-360	1 692	2 069	-378
Sea transport	624	864	-241	610	933	-322	687	1 035	-349
Air transport	640	714	-74	756	741	15	803	706	97
Other transportation	151	284	-133	230	283	-52	203	328	-126
Travel	891	1 438	-547	934	1 601	-667	979	1 856	-877
Other services	1 147	1 306	-159	536	1 468	-932	622	1 564	-942
Communications services	40	121	-81	38	166	-128	35	214	-179
Construction services	848	181	666	1 097	185	912	1 173	183	990
Insurance services	76	33	43	70	25	45	84	53	31
Financial services	116	41	75	119	33	86	91	48	43
Computer and information services	32	26	6	36	36	1	11	10	1
Royalties and licence fees	84	19	65	91	45	46	104	35	69
Other business services	-502	418	-920	-1 349	440	-1 789	-1 378	463	-1 841
Personal, cultural and recreational	91	43	48	102	47	55	109	43	65
Government services, n i e	364	424	-61	333	491	-158	393	515	-122
Services not allocated	299	257	43	266	248	18	98	65	33
INCOME	6 197	4 873	1 324	6 645	4 367	2 278	5 626	3 969	1 657
Compensation of employees	437	358	79	485	351	134	422	130	291
Investment Income	5 759	4 515	1 244	6 160	4 016	2 144	5 205	3 838	1 366
CURRENT TRANSFERS	334	5 211	-4 876	353	4 613	-4 259	307	4 737	-4 430
CURRENT ACCOUNT	27 406	33 984	-6 578	28 367	32 669	-4 302	27 803	34 940	-7 137
CURRENT + CAPITAL ACCOUNT	:	:	:	:	:	:	:	:	:

4.41.
Reporter: EUR15
Partner: Organisation of Petroleum Exporting countries

(Mio ECU)

	1992			1993			1994		
	Credit	Debit	Net	Credit	Debit	Net	Credit	Debit	Net
GOODS	44 020	38 910	5 110	41 625	37 440	4 184	39 604	36 927	2 677
SERVICES	7 976	6 913	1 063	7 504	7 135	369	7 266	6 780	487
Transportation	1 936	2 804	-868	2 173	2 978	-805	2 209	2 819	-610
Sea transport	663	1 770	-1 107	725	1 881	-1 157	788	1 807	-1 019
Air transport	951	768	183	1 087	847	240	1 050	809	241
Other transportation	322	267	55	361	250	111	370	202	168
Travel	1 796	773	1 024	1 818	788	1 030	1 673	831	842
Other services	3 775	2 903	873	3 087	2 980	107	3 205	3 045	160
Communications services	97	91	6	62	75	-13	65	71	-6
Construction services	1 983	703	1 280	2 231	650	1 582	2 264	769	1 495
Insurance services	74	120	-46	67	87	-20	101	91	10
Financial services	220	97	123	216	108	107	181	111	69
Computer and information services	55	27	28	76	38	38	47	44	3
Royalties and licence fees	73	9	64	90	22	68	105	21	84
Other business services	942	1 661	-719	-1	1 794	-1 795	122	1 775	-1 653
Personal, cultural and recreational	164	28	136	168	33	135	171	32	139
Government services, n i e	167	167	0	177	173	5	151	131	20
Services not allocated	468	433	35	426	389	37	179	85	95
INCOME	5 301	8 690	-3 388	5 390	6 970	-1 580	5 196	6 186	-990
Compensation of employees	153	209	-55	167	205	-37	143	103	39
Investment Income	5 148	8 481	-3 333	5 222	6 765	-1 543	5 054	6 083	-1 029
CURRENT TRANSFERS	678	1 305	-626	612	1 140	-528	594	1 135	-541
CURRENT ACCOUNT	57 976	55 817	2 159	55 130	52 685	2 445	52 661	51 028	1 634
CURRENT + CAPITAL ACCOUNT	:	:	:	:	:	:	:	:	:

4.42.

Reporter: EUR15

Partner: Mediterranean Basin Countries

(Mio ECU)

	1992			1993			1994		
	Credit	Debit	Net	Credit	Debit	Net	Credit	Debit	Net
GOODS	51 948	47 754	4 193	57 549	46 155	11 394	61 020	49 436	11 584
SERVICES	9 651	14 310	-4 659	10 739	15 435	-4 695	11 032	15 686	-4 654
Transportation	2 949	5 018	-2 069	3 344	5 491	-2 147	3 500	5 733	-2 234
Sea transport	1 167	2 452	-1 285	1 183	2 688	-1 505	1 269	2 837	-1 569
Air transport	1 353	1 997	-644	1 669	2 186	-517	1 696	2 251	-555
Other transportation	429	570	-141	492	617	-125	535	645	-110
Travel	1 530	5 586	-4 057	1 879	5 793	-3 914	1 739	6 025	-4 286
Other services	4 209	3 248	961	4 635	3 679	956	5 434	3 739	1 695
Communications services	197	565	-368	74	351	-277	87	440	-354
Construction services	752	343	409	855	390	465	940	504	436
Insurance services	137	90	48	124	83	41	192	101	91
Financial services	298	141	157	340	171	169	262	148	114
Computer and information services	60	31	29	81	61	20	98	51	46
Royalties and licence fees	150	37	113	140	64	76	147	72	75
Other business services	2 399	1 414	985	2 775	1 668	1 107	3 447	1 705	1 742
Personal, cultural and recreational	87	355	-268	96	521	-424	115	441	-326
Government services, n i e	130	272	-142	149	370	-221	146	276	-130
Services not allocated	963	457	506	882	472	409	360	188	171
INCOME	6 425	3 552	2 873	6 096	3 727	2 369	5 123	3 076	2 047
Compensation of employees	226	524	-298	247	388	-141	231	209	23
Investment Income	6 199	3 028	3 171	5 849	3 339	2 510	4 892	2 867	2 025
CURRENT TRANSFERS	612	8 310	-7 697	580	8 561	-7 981	480	9 054	-8 574
CURRENT ACCOUNT	68 636	73 926	-5 290	74 964	73 878	1 086	77 656	77 253	403
CURRENT + CAPITAL ACCOUNT	:	:	:	:	:	:	:	:	:

4.43.

Reporter: EUR15

Partner: Maghreb Countries

(Mio ECU)

	1992			1993			1994		
	Credit	Debit	Net	Credit	Debit	Net	Credit	Debit	Net
GOODS	13 909	12 961	948	13 567	12 797	770	15 212	13 033	2 180
SERVICES	3 110	4 934	-1 824	3 592	5 341	-1 749	3 529	5 109	-1 580
Transportation	788	1 521	-732	914	1 721	-807	934	1 659	-725
Sea transport	292	661	-369	307	718	-410	326	719	-393
Air transport	363	717	-354	445	814	-368	448	784	-336
Other transportation	133	143	-9	161	189	-28	159	156	4
Travel	625	2 634	-2 009	635	2 699	-2 063	670	2 655	-1 985
Other services	1 204	539	665	1 599	660	939	1 759	735	1 025
Communications services	25	56	-31	37	81	-44	28	96	-69
Construction services	277	48	229	371	61	310	410	85	325
Insurance services	33	35	-1	37	35	2	68	36	31
Financial services	105	25	80	92	34	58	79	26	52
Computer and information services	6	12	-6	19	12	7	16	4	12
Royalties and licence fees	22	6	16	19	12	7	24	11	13
Other business services	606	223	383	858	266	592	953	308	645
Personal, cultural and recreational	37	62	-25	48	71	-23	43	71	-28
Government services, n i e	93	73	20	116	87	30	138	97	42
Services not allocated	493	240	253	443	261	182	165	60	105
INCOME	1 953	933	1 020	2 017	973	1 045	1 737	760	977
Compensation of employees	110	133	-23	120	130	-10	105	35	70
Investment Income	1 843	800	1 043	1 898	843	1 055	1 632	725	907
CURRENT TRANSFERS	224	2 031	-1 807	155	1 660	-1 505	122	1 807	-1 685
CURRENT ACCOUNT	19 196	20 859	-1 662	19 331	20 770	-1 439	20 600	20 709	-109
CURRENT + CAPITAL ACCOUNT	:	:	:	:	:	:	:	:	:

4.44.
Reporter: EUR15
Partner: Mashrek Countries

	<i>(Mio ECU)</i>								
	1992			1993			1994		
	Credit	Debit	Net	Credit	Debit	Net	Credit	Debit	Net
GOODS	7 509	4 468	3 041	8 808	4 396	4 412	10 048	4 852	5 196
SERVICES	1 589	1 993	-404	1 823	2 117	-295	1 977	2 286	-309
Transportation	432	723	-291	464	826	-362	501	863	-362
Sea transport	156	352	-196	138	458	-320	184	503	-319
Air transport	234	326	-92	280	312	-32	270	311	-41
Other transportation	42	45	-4	45	56	-10	47	49	-2
Travel	243	719	-476	314	611	-297	320	731	-412
Other services	757	504	253	897	634	262	1 096	671	425
Communications services	17	55	-38	9	104	-95	10	77	-67
Construction services	111	61	50	190	79	111	194	121	73
Insurance services	26	10	15	16	11	5	25	15	10
Financial services	58	33	24	64	40	24	55	35	20
Computer and information services	23	3	19	11	11	0	12	8	3
Royalties and licence fees	13	3	10	14	6	8	22	4	18
Other business services	487	272	215	562	304	257	743	335	409
Personal, cultural and recreational	13	25	-12	18	33	-15	22	28	-6
Government services, n i e	10	41	-32	13	46	-33	14	50	-36
Services not allocated	157	47	110	148	46	102	60	20	40
INCOME	1 766	849	918	1 626	881	745	1 288	784	504
Compensation of employees	46	62	-16	51	63	-11	53	34	19
Investment Income	1 720	787	933	1 575	819	756	1 235	750	485
CURRENT TRANSFERS	62	376	-314	62	370	-308	64	387	-324
CURRENT ACCOUNT	10 926	7 686	3 240	12 318	7 764	4 554	13 377	8 309	5 068
CURRENT + CAPITAL ACCOUNT	:	:	:	:	:	:	:	:	:

4.45.
Reporter: EUR15
Partner: Core Newly Industrialising Countries

	<i>(Mio ECU)</i>								
	1992			1993			1994		
	Credit	Debit	Net	Credit	Debit	Net	Credit	Debit	Net
GOODS	31 242	35 363	-4 121	36 527	36 840	-313	43 301	39 592	3 708
SERVICES	7 365	7 988	-623	8 971	9 098	-127	8 943	8 787	156
Transportation	2 397	3 527	-1 130	2 737	3 726	-989	3 045	3 463	-418
Sea transport	1 174	1 966	-792	1 379	2 092	-713	1 564	1 851	-286
Air transport	1 006	1 216	-209	1 117	1 278	-161	1 203	1 274	-71
Other transportation	217	345	-128	241	357	-116	278	339	-61
Travel	661	837	-176	859	1 001	-142	930	1 276	-346
Other services	3 695	3 242	453	4 791	4 080	711	4 747	3 958	788
Communications services	212	235	-23	164	222	-58	154	210	-56
Construction services	209	202	7	305	224	82	267	325	-58
Insurance services	67	73	-6	73	57	17	155	76	79
Financial services	1 242	950	293	1 513	1 324	189	1 164	927	237
Computer and information services	11	17	-6	38	55	-18	43	56	-13
Royalties and licence fees	171	57	114	198	101	97	208	111	97
Other business services	1 428	1 469	-41	2 118	1 836	282	2 431	2 159	272
Personal, cultural and recreational	283	45	238	284	69	215	286	78	209
Government services, n i e	73	195	-123	97	192	-95	39	17	23
Services not allocated	611	382	229	584	291	293	222	90	132
INCOME	11 428	10 963	465	11 172	9 410	1 762	10 887	8 553	2 334
Compensation of employees	65	151	-86	70	154	-84	72	80	-8
Investment Income	11 363	10 812	551	11 102	9 255	1 846	10 815	8 473	2 342
CURRENT TRANSFERS	441	456	-15	425	613	-187	318	553	-235
CURRENT ACCOUNT	50 476	54 770	-4 294	57 095	55 960	1 134	63 448	57 485	5 963
CURRENT + CAPITAL ACCOUNT	:	:	:	:	:	:	:	:	:

4.46.

Reporter: EUR15

Partner: Asian NICs of the second wave of industrialisation

(Mio ECU)

	1992			1993			1994		
	Credit	Debit	Net	Credit	Debit	Net	Credit	Debit	Net
GOODS	9 100	11 592	-2 491	10 844	12 378	-1 534	13 474	14 114	-639
SERVICES	1 925	2 485	-560	2 153	2 879	-726	2 285	3 341	-1 055
Transportation	871	1 023	-152	805	1 236	-432	862	1 262	-400
Sea transport	262	300	-37	139	412	-274	150	409	-259
Air transport	535	657	-122	587	758	-170	636	798	-162
Other transportation	74	67	8	78	66	12	76	55	21
Travel	169	720	-551	192	813	-621	228	1 023	-795
Other services	710	622	88	999	720	279	1 133	1 026	107
Communications services	47	79	-31	34	72	-38	25	110	-85
Construction services	140	62	78	134	107	27	200	289	-88
Insurance services	33	12	20	58	13	46	53	13	40
Financial services	68	13	55	87	29	58	107	38	70
Computer and information services	3	3	0	18	10	8	15	13	3
Royalties and licence fees	29	16	13	53	33	20	81	55	26
Other business services	310	346	-36	553	373	180	566	448	118
Personal, cultural and recreational	22	22	-1	31	26	5	49	33	16
Government services, n i e	58	68	-11	31	57	-26	35	28	7
Services not allocated	175	120	55	158	110	47	61	29	32
INCOME	1 359	716	643	1 249	695	554	1 174	610	564
Compensation of employees	32	50	-18	28	54	-26	28	35	-7
Investment Income	1 327	666	661	1 221	641	580	1 146	575	571
CURRENT TRANSFERS	51	424	-374	79	424	-344	112	437	-325
CURRENT ACCOUNT	12 435	15 217	-2 782	14 325	16 376	-2 050	17 046	18 502	-1 456
CURRENT + CAPITAL ACCOUNT	:	:	:	:	:	:	:	:	:

4.47.

Reporter: EUR15

Partner: Latin American NICs of the second wave of industrialisation

(Mio ECU)

	1992			1993			1994		
	Credit	Debit	Net	Credit	Debit	Net	Credit	Debit	Net
GOODS	17 375	16 854	521	19 421	15 521	3 901	23 326	17 338	5 989
SERVICES	3 966	3 266	700	4 077	3 422	655	4 285	3 581	704
Transportation	1 509	1 512	-4	1 529	1 515	14	1 692	1 597	95
Sea transport	658	755	-97	598	788	-190	664	887	-223
Air transport	658	619	39	728	594	134	807	580	227
Other transportation	193	139	54	203	132	70	221	130	91
Travel	643	648	-6	688	712	-23	776	723	53
Other services	1 479	950	529	1 566	1 048	519	1 656	1 134	523
Communications services	34	58	-23	30	52	-22	42	84	-42
Construction services	276	81	195	226	99	128	239	80	159
Insurance services	171	31	140	163	26	138	230	53	177
Financial services	144	41	104	232	60	172	145	64	81
Computer and information services	9	6	2	27	14	13	22	7	14
Royalties and licence fees	164	16	148	184	28	155	221	27	194
Other business services	523	558	-35	546	594	-48	636	642	-6
Personal, cultural and recreational	53	36	17	51	35	17	47	33	14
Government services, n i e	105	124	-19	106	140	-34	75	144	-68
Services not allocated	336	156	181	293	148	145	161	127	33
INCOME	6 265	1 222	5 043	7 582	1 220	6 362	6 328	1 289	5 039
Compensation of employees	91	119	-28	87	108	-20	93	82	12
Investment Income	6 174	1 103	5 071	7 495	1 112	6 383	6 234	1 207	5 027
CURRENT TRANSFERS	361	857	-496	347	1 102	-755	380	908	-527
CURRENT ACCOUNT	27 967	22 200	5 768	31 428	21 265	10 163	34 319	23 116	11 204
CURRENT + CAPITAL ACCOUNT	:	:	:	:	:	:	:	:	:

4.48.
Reporter: EUR15
Partner: Countries of the Association of South-East Asian Nations

(Mio ECU)

	1992			1993			1994		
	Credit	Debit	Net	Credit	Debit	Net	Credit	Debit	Net
GOODS	20 842	23 817	-2 975	24 128	26 044	-1 916	29 355	28 868	487
SERVICES	5 394	6 225	-831	6 096	7 395	-1 300	6 039	7 512	-1 472
Transportation	1 744	2 166	-422	1 946	2 437	-491	2 128	2 495	-367
Sea transport	559	826	-267	585	1 059	-473	699	1 106	-407
Air transport	998	1 151	-153	1 109	1 208	-99	1 156	1 237	-81
Other transportation	187	190	-3	252	171	81	273	152	121
Travel	465	1 225	-760	511	1 456	-946	645	1 786	-1 141
Other services	2 766	2 556	210	3 258	3 242	16	3 114	3 162	-48
Communications services	129	166	-37	112	174	-62	102	171	-70
Construction services	316	242	75	403	361	42	455	585	-130
Insurance services	56	47	9	79	38	41	84	50	34
Financial services	1 005	827	177	1 307	1 191	116	952	778	173
Computer and information services	14	10	4	45	30	14	25	36	-11
Royalties and licence fees	118	37	82	138	72	67	161	88	74
Other business services	757	1 022	-265	801	1 159	-358	989	1 309	-320
Personal, cultural and recreational	273	40	233	274	56	218	276	67	209
Government services, n i e	97	165	-68	98	160	-62	70	77	-7
Services not allocated	419	278	141	381	260	121	151	68	83
INCOME	7 170	5 810	1 360	7 051	5 207	1 844	7 057	4 787	2 270
Compensation of employees	71	136	-65	70	141	-71	70	78	-8
Investment Income	7 099	5 675	1 424	6 982	5 067	1 915	6 986	4 709	2 278
CURRENT TRANSFERS	142	786	-644	173	825	-652	219	813	-594
CURRENT ACCOUNT	33 548	36 638	-3 090	37 448	39 472	-2 023	42 670	41 979	691
CURRENT + CAPITAL ACCOUNT	:	:	:	:	:	:	:	:	:

4.49.
Reporter: EUR15
Partner: Community of Independant States

(Mio ECU)

	1992			1993			1994		
	Credit	Debit	Net	Credit	Debit	Net	Credit	Debit	Net
GOODS	14 377	17 667	-3 290	15 552	18 487	-2 935	16 828	22 201	-5 374
SERVICES	2 419	2 723	-303	1 960	3 225	-1 265	1 747	3 921	-2 173
Transportation	699	1 836	-1 138	797	2 099	-1 302	735	2 490	-1 755
Sea transport	196	928	-731	330	1 111	-780	242	1 177	-935
Air transport	340	387	-48	346	464	-117	335	434	-100
Other transportation	163	521	-359	121	525	-405	158	878	-720
Travel	117	297	-180	197	280	-82	315	260	55
Other services	1 533	467	1 067	909	727	181	673	1 139	-466
Communications services	22	19	2	37	36	2	37	41	-4
Construction services	635	82	553	643	168	474	869	442	427
Insurance services	26	31	-4	21	27	-6	19	29	-10
Financial services	97	8	88	95	17	78	102	27	75
Computer and information services	21	7	14	25	14	10	30	11	18
Royalties and licence fees	10	6	4	54	15	39	34	15	19
Other business services	86	270	-184	-291	393	-684	-509	504	-1 012
Personal, cultural and recreational	8	14	-6	11	17	-6	13	17	-4
Government services, n i e	628	29	599	315	40	275	78	52	26
Services not allocated	70	123	-52	57	119	-62	25	32	-7
INCOME	1 416	-666	2 081	2 608	519	2 089	2 598	586	2 011
Compensation of employees	20	43	-23	21	53	-32	24	55	-31
Investment Income	1 395	-708	2 104	2 587	466	2 121	2 574	531	2 043
CURRENT TRANSFERS	118	2 332	-2 214	154	2 543	-2 389	112	2 348	-2 236
CURRENT ACCOUNT	18 330	22 056	-3 726	20 274	24 774	-4 501	21 285	29 056	-7 771
CURRENT + CAPITAL ACCOUNT	:	:	:	:	:	:	:	:	:

5.1.

Reporter: EUR12

Year: 1994

	(Mio ECU)						
	SERVICES						
	TOTAL SERVICES	TRANSPORT	TRAVEL	OTHER SERVICES			
				TOTAL OTHER SERVICES	COMMUNIC. SERVICES	CONSTRUC. SERVICES	INSURANCE SERVICES
	200	205	236	981	245	249	253
	Credit						
WORLD	353 629	90 954	101 745	151 855	4 088	11 917	10 794
INTRA EUR15	:	:	:	:	:	:	:
EXTRA EUR15	:	:	:	:	:	:	:
INTRA EUR12	176 523	39 679	59 224	72 563	1 649	3 970	5 305
EXTRA EUR12	177 106	51 275	42 521	79 292	2 439	7 947	5 488
EFTA (4 countries)	28 237	5 791	11 769	9 997	247	807	846
Other European countries	9 036	3 428	1 602	3 788	174	1 058	156
Czech Republic	1 121	286	251	563	12	45	10
Hungary	985	213	147	608	15	68	10
Poland	1 107	344	168	570	16	62	60
Russia	1 041	496	147	381	43	546	14
Turkey	1 235	328	142	722	30	78	16
Africa	10 011	3 597	2 074	3 955	163	1 878	206
North African countries	4 629	1 228	834	2 352	36	536	84
Morocco	1 438	370	371	640	12	100	24
Other African countries	5 383	2 369	1 239	1 603	127	1 342	123
America	77 788	20 909	15 523	39 858	1 130	1 709	3 283
Canada	3 677	1 106	1 180	1 315	64	33	150
USA	66 720	17 202	13 259	35 116	1 010	1 190	2 669
Central American countries	3 202	931	345	1 831	18	251	228
South American countries	4 188	1 670	739	1 596	38	235	236
Argentina	984	335	168	446	19	60	33
Brazil	1 426	554	329	469	10	17	115
Asia	34 758	12 268	5 765	15 841	494	2 258	571
Near and Middle East countries	6 101	2 083	1 679	2 185	149	1 163	134
Other Near and Middle East countries	1 257	283	400	544	19	105	16
Other Asian countries	28 657	10 185	4 085	13 655	345	1 095	437
China	1 404	251	50	1 053	22	179	32
India	1 417	445	124	818	12	54	11
Japan	10 200	3 560	2 200	4 200	77	84	180
Australia, Oceania and other countries	4 047	1 871	990	1 118	94	22	94
Australia	3 114	1 340	838	878	75	18	79
New Zealand	741	425	135	177	18	1	10
International organisations	463	1	12	450	8	0	8
OECD countries	286 021	74 601	88 531	116 620	3 175	5 629	8 744
Central and Eastern Europe countries	4 239	1 396	796	1 947	69	281	96
NAFTA	67 955	18 031	14 242	34 582	1 048	1 356	2 675
ACP countries	3 119	1 621	956	443	33	1 034	81
OPEC	6 397	2 125	1 588	2 505	60	1 966	99
Mediterranean Basin	9 358	3 301	1 556	4 141	79	792	180
Maghreb countries	3 303	898	645	1 595	26	360	66
Mashrek countries	1 679	480	294	845	8	170	24
NICS1	8 226	2 903	884	4 218	143	210	151
NICS2A	2 078	835	217	966	23	176	52
NICS2LA	4 143	1 625	743	1 614	39	210	225
ASEAN	5 621	2 047	617	2 806	94	394	82
CIS countries	1 620	679	278	638	35	718	15

5.1.

Reporter: EUR12

Year: 1994

(Mio ECU)

SERVICES							SERVICES NOT ALLOC.
OTHER SERVICES						FINANCIAL SERVICES	
COMPUTER AND INFORMATION SERVICES	ROYALTIES & LICENCE FEES	OTHER BUSINESS SERVICES	PERSONAL CULTU- RAL & RECREA- TIONAL SERVICES	GOVERNMENT SERVICES			
260	262	266	268	287	291	982	
Credit							
23 573	4 112	9 859	68 698	5 703	13 111	9 076	WORLD
:	:	:	:	:	:	:	INTRA EUR15
:	:	:	:	:	:	:	EXTRA EUR15
12 099	1 777	3 971	36 712	2 504	4 575	5 057	INTRA EUR12
11 474	2 335	5 888	31 986	3 198	8 536	4 018	EXTRA EUR12
910	451	547	5 719	417	51	681	EFTA (4 countries)
251	126	140	1 618	140	124	219	Other European countries
11	36	12	410	23	3	20	Czech Republic
42	30	18	408	13	4	17	Hungary
17	6	16	371	19	4	25	Poland
70	17	34	-424	18	63	17	Russia
41	7	36	461	25	28	42	Turkey
293	46	209	447	215	497	385	Africa
111	12	38	1 317	70	149	214	North African countries
13	6	9	375	18	83	57	Morocco
183	34	171	-870	145	348	171	Other African countries
6 730	1 413	3 127	14 307	1 077	7 081	1 498	America
214	71	128	462	55	137	75	Canada
5 979	1 315	2 755	12 468	938	6 792	1 144	USA
361	12	101	755	46	59	96	Central American countries
176	14	142	623	39	93	184	South American countries
14	3	86	204	10	17	35	Argentina
97	6	23	155	13	33	74	Brazil
2 429	151	1 404	7 123	1 043	368	885	Asia
345	49	79	-171	311	127	153	Near and Middle East countries
51	2	10	311	19	12	30	Other Near and Middle East countries
2 084	102	1 325	7 294	731	242	732	Other Asian countries
59	7	100	601	26	26	49	China
61	7	57	545	58	15	29	India
451	48	819	2 345	154	43	240	Japan
284	22	149	315	104	33	68	Australia, Oceania and other countries
233	21	124	225	82	21	58	Australia
38	1	22	61	21	5	4	New Zealand
26	3	0	78	1	326	0	International organisations
19 651	3 661	8 163	54 259	4 093	9 245	6 268	OECD countries
98	49	65	1 181	65	43	99	Central and Eastern Europe countries
5 610	1 360	2 973	12 036	980	6 545	1 100	NAFTA
90	11	95	-1 396	107	388	98	ACP countries
173	31	95	-215	167	129	179	OPEC
253	55	130	2 402	112	137	360	Mediterranean Basin
76	9	22	862	42	131	165	Maghreb countries
53	6	20	531	21	11	60	Mashrek countries
1 147	18	188	2 048	279	34	222	NICS1
103	9	74	447	48	33	61	NICS2A
142	13	200	669	46	70	161	NICS2LA
937	12	146	804	270	66	151	ASEAN
91	10	30	-351	13	76	25	CIS countries

5.2.

Reporter: EUR12

Year: 1994

(Mio ECU)

	SERVICES						
	TOTAL SERVICES	TRANSPORT	TRAVEL	OTHER SERVICES			
				TOTAL OTHER SERVICES	COMMUNIC. SERVICES	CONSTRUC. SERVICES	INSURANCE SERVICES
	200	205	236	981	245	249	253
	Debit						
WORLD	345 933	94 322	98 793	148 251	4 893	8 221	9 579
INTRA EUR15	:	:	:	:	:	:	:
EXTRA EUR15	:	:	:	:	:	:	:
INTRA EUR12	177 853	45 066	54 470	75 701	1 950	3 841	5 675
EXTRA EUR12	168 081	49 257	44 323	72 551	2 943	4 380	3 904
EFTA (4 countries)	22 765	4 569	5 656	12 299	218	430	1 092
Other European countries	15 008	6 181	4 127	4 526	319	919	118
Czech Republic	1 196	288	530	373	21	67	5
Hungary	990	183	435	361	6	65	5
Poland	1 789	862	287	621	46	116	22
Russia	2 541	1 473	146	900	35	329	31
Turkey	2 207	486	1 065	642	119	96	16
Africa	12 433	4 972	4 352	2 956	250	373	151
North African countries	6 779	2 579	3 049	1 074	160	149	56
Morocco	1 587	424	797	343	63	38	14
Other African countries	5 654	2 393	1 303	1 882	90	225	95
America	68 547	16 529	16 467	34 759	1 236	895	1 956
Canada	2 934	858	1 071	975	85	30	90
USA	58 654	13 103	13 768	31 229	848	682	1 660
Central American countries	3 283	1 041	943	1 248	200	64	133
South American countries	3 676	1 527	685	1 307	103	119	73
Argentina	668	303	107	251	9	14	15
Brazil	1 541	730	277	428	21	20	22
Asia	30 038	12 175	5 493	11 990	718	1 255	338
Near and Middle East countries	5 095	1 673	1 001	2 356	135	421	52
Other Near and Middle East countries	711	222	149	333	45	52	8
Other Asian countries	24 942	10 502	4 492	9 635	583	834	286
China	1 553	706	301	514	50	36	16
India	1 208	333	455	409	23	44	10
Japan	6 105	2 819	634	2 546	85	40	131
Australia, Oceania and other countries	2 895	1 286	1 038	539	86	18	38
Australia	2 246	947	817	457	67	17	32
New Zealand	486	231	202	50	19	1	3
International organisations	625	0	9	615	1	0	14
OECD countries	280 527	74 983	81 547	120 645	3 383	4 994	8 489
Central and Eastern Europe countries	5 790	2 304	1 533	1 891	130	435	46
NAFTA	59 987	13 497	14 753	31 192	924	746	1 613
ACP countries	5 283	1 975	1 766	1 477	205	151	51
OPEC	6 283	2 659	776	2 764	67	626	86
Mediterranean Basin	14 226	5 457	5 235	3 345	411	393	82
Maghreb countries	4 825	1 587	2 487	691	89	71	35
Mashrek countries	2 126	825	682	599	73	100	14
NICS1	8 133	3 275	1 170	3 598	198	270	72
NICS2A	3 106	1 206	952	920	104	238	12
NICS2LA	3 397	1 522	677	1 070	78	67	51
ASEAN	6 980	2 377	1 647	2 888	162	477	47
CIS countries	3 547	2 357	234	923	39	350	26

5.2.

Reporter: EUR12

Year: 1994

(Mio ECU)

SERVICES							SERVICES NOT ALLOC.	
OTHER SERVICES								
FINANCIAL SERVICES	COMPUTER AND INFORMATION SERVICES	ROYALTIES & LICENCE FEES	OTHER BUSINESS SERVICES	PERSONAL.CULTU- RAL & RECREA- TIONAL SERVICES	GOVERNMENT SERVICES			
260	262	266	268	287	291	982		
Debit								
18 058	4 518	14 999	69 642	7 666	10 675	4 567	WORLD	
:	:	:	:	:	:	:	INTRA EUR15	
:	:	:	:	:	:	:	EXTRA EUR15	
10 709	2 063	5 083	37 218	3 366	5 796	2 616	INTRA EUR12	
7 349	2 455	9 916	32 424	4 300	4 879	1 950	EXTRA EUR12	
1 120	223	1 298	6 817	871	230	241	EFTA (4 countries)	
103	87	82	2 024	356	518	173	Other European countries	
5	18	8	206	22	22	5	Czech Republic	
6	22	9	194	25	27	11	Hungary	
7	9	11	326	14	72	19	Poland	
13	12	12	360	13	96	23	Russia	
19	3	13	319	27	30	15	Turkey	
90	13	55	1 141	137	745	153	Africa	
46	5	12	439	90	117	77	North African countries	
7	2	5	143	18	53	24	Morocco	
44	9	43	701	47	628	75	Other African countries	
4 334	1 887	7 069	12 814	2 264	2 304	792	America	
65	14	66	343	115	167	30	Canada	
4 057	1 858	6 964	11 245	2 070	1 844	554	USA	
139	6	13	577	39	77	51	Central American countries	
72	8	25	649	40	217	157	South American countries	
12	2	5	150	7	36	8	Argentina	
37	3	14	229	14	69	106	Brazil	
1 244	134	920	6 738	268	375	379	Asia	
111	40	23	1 432	39	102	65	Near and Middle East countries	
20	1	2	177	5	25	7	Other Near and Middle East countries	
1 133	94	897	5 306	229	274	313	Other Asian countries	
15	4	31	335	11	15	32	China	
15	3	76	204	16	18	10	India	
119	44	504	1 454	71	98	107	Japan	
59	8	34	189	57	50	32	Australia, Oceania and other countries	
53	7	32	171	48	30	27	Australia	
2	0	1	10	9	5	3	New Zealand	
22	1	0	71	0	507	0	International organisations	
16 172	4 234	14 621	54 078	6 676	7 999	3 351	OECD countries	
45	25	36	984	91	99	62	Central and Eastern Europe countries	
4 028	1 892	6 996	11 085	2 164	1 743	545	NAFTA	
46	7	33	436	42	506	65	ACP countries	
105	37	20	1 667	31	125	85	OPEC	
138	36	65	1 524	430	266	188	Mediterranean Basin	
26	3	11	293	69	94	60	Maghreb countries	
33	5	3	295	27	48	20	Mashrek countries	
905	35	104	1 924	76	14	90	NICS1	
35	10	49	413	33	26	29	NICS2A	
63	6	23	612	32	138	127	NICS2LA	
759	26	80	1 198	65	74	68	ASEAN	
15	5	14	410	15	50	32	CIS countries	

5.3.

Reporter: EUR12

Year: 1994

	(Mio ECU)						
	SERVICES						
	TOTAL SERVICES	TRANSPORT	TRAVEL	OTHER SERVICES			
				TOTAL OTHER SERVICES	COMMUNIC. SERVICES	CONSTRUC. SERVICES	INSURANCE SERVICES
	200	205	236	981	245	249	253
	Net						
WORLD	7 696	-3 368	2 952	3 603	-805	3 696	1 214
INTRA EUR15	:	:	:	:	:	:	:
EXTRA EUR15	:	:	:	:	:	:	:
INTRA EUR12 (1)	-1 329	-5 387	4 754	-3 138	-301	129	-370
EXTRA EUR12 (2)	:	:	:	:	:	:	:
EFTA (4 countries)	5 472	1 222	6 113	-2 302	29	377	-246
Other European countries	-5 971	-2 754	-2 526	-738	-145	139	39
Czech Republic	-76	-2	-279	190	-9	-22	6
Hungary	-5	30	-289	247	9	3	5
Poland	-683	-518	-120	-51	-30	-54	39
Russia	-1 500	-977	1	-519	8	217	-16
Turkey	-973	-158	-922	81	-89	-18	0
Africa	-2 422	-1 374	-2 279	999	-87	1 505	55
North African countries	-2 150	-1 351	-2 214	1 278	-124	387	28
Morocco	-149	-54	-426	297	-51	62	10
Other African countries	-271	-24	-64	-279	37	1 117	28
America	9 241	4 379	-944	5 099	-106	814	1 327
Canada	743	248	109	341	-21	3	60
USA	8 066	4 099	-510	3 887	162	508	1 009
Central American countries	-81	-111	-597	582	-182	187	95
South American countries	513	143	54	289	-65	116	163
Argentina	316	32	61	195	10	46	18
Brazil	-116	-176	52	41	-11	-2	93
Asia	4 721	93	272	3 850	-224	1 003	233
Near and Middle East countries	1 006	410	678	-170	14	742	82
Other Near and Middle East countries	547	62	251	211	-26	53	8
Other Asian countries	3 715	-317	-407	4 020	-238	261	151
China	-149	-454	-251	539	-28	144	16
India	209	112	-332	409	-11	10	1
Japan	4 095	742	1 566	1 654	-8	44	49
Australia, Oceania and other countries	1 153	585	-48	579	7	4	55
Australia	868	394	21	421	8	0	47
New Zealand	255	195	-67	127	-1	1	6
International organisations	-162	0	3	-165	8	0	-6
OECD countries	5 494	-382	6 985	-4 025	-208	635	254
Central and Eastern Europe countries	-1 551	-908	-737	56	-62	-153	49
NAFTA	7 968	4 534	-511	3 390	124	611	1 062
ACP countries	-2 164	-353	-809	-1 034	-172	883	30
OPEC	114	-534	812	-259	-7	1 340	13
Mediterranean Basin	-4 868	-2 156	-3 679	796	-332	399	98
Maghreb countries	-1 522	-688	-1 843	903	-64	289	32
Mashrek countries	-447	-345	-388	246	-64	70	10
NICS1	93	-373	-286	620	-55	-60	79
NICS2A	-1 028	-371	-735	46	-81	-62	40
NICS2LA	746	103	66	543	-40	143	174
ASEAN	-1 359	-330	-1 030	-82	-67	-82	35
CIS countries	-1 927	-1 677	43	-286	-4	368	-10

(1) Net EUR12 with Intra EUR12 = Asymmetry

(2) Due to Intra EUR12 asymmetries it is preferable to use the net of EUR12 with the World that is considered to be closer to the correct Extra EUR12 balance

5.3.

Reporter: EUR12

Year: 1994

(Mio ECU)

SERVICES							
OTHER SERVICES						SERVICES NOT ALLOC.	
FINANCIAL SERVICES	COMPUTER AND INFORMATION SERVICES	ROYALTIES & LICENCE FEES	OTHER BUSINESS SERVICES	PERSONAL, CULTURAL & RECREATIONAL SERVICES	GOVERNMENT SERVICES		
260	262	266	268	287	291	982	
Net							
5 515	-406	-5 140	-944	-1 963	2 435	4 509	WORLD
:	:	:	:	:	:	:	INTRA EUR15
:	:	:	:	:	:	:	EXTRA EUR15
1 390	-286	-1 111	-506	-861	-1 221	2 441	INTRA EUR12 (1)
:	:	:	:	:	:	:	EXTRA EUR12 (2)
-210	229	-751	-1 098	-454	-179	439	EFTA (4 countries)
149	39	58	-406	-216	-394	45	Other European countries
6	18	4	205	2	-20	15	Czech Republic
35	8	9	214	-12	-23	6	Hungary
10	-3	5	45	5	-67	6	Poland
57	5	22	-784	6	-34	-6	Russia
22	4	23	143	-1	-2	27	Turkey
203	33	154	-694	78	-248	233	Africa
65	8	26	877	-21	32	137	North African countries
6	4	4	231	1	30	34	Morocco
138	25	128	-1 571	98	-280	96	Other African countries
2 397	-474	-3 942	1 493	-1 187	4 777	706	America
149	57	63	119	-60	-29	45	Canada
1 921	-543	-4 209	1 223	-1 132	4 949	589	USA
222	6	88	178	7	-18	45	Central American countries
104	6	117	-26	-1	-124	27	South American countries
1	2	81	54	3	-19	27	Argentina
61	3	10	-74	-1	-37	-32	Brazil
1 185	17	484	385	774	-7	506	Asia
234	8	56	-1 603	272	25	88	Near and Middle East countries
31	1	8	134	14	-13	23	Other Near and Middle East countries
951	8	428	1 988	502	-32	419	Other Asian countries
44	3	68	266	14	11	17	China
46	4	-19	340	42	-4	19	India
333	4	314	891	83	-55	133	Japan
226	15	116	126	47	-17	36	Australia, Oceania and other countries
180	14	93	54	34	-9	32	Australia
36	1	21	51	12	0	1	New Zealand
4	2	0	7	1	-181	0	International organisations
3 480	-573	-6 458	181	-2 583	1 246	2 917	OECD countries
53	24	30	197	-26	-56	38	Central and Eastern Europe countries
1 582	-532	-4 024	951	-1 185	4 801	555	NAFTA
44	4	62	-1 832	65	-118	33	ACP countries
68	-5	75	-1 882	136	4	95	OPEC
114	19	66	878	-318	-128	171	Mediterranean Basin
51	6	11	568	-27	37	105	Maghreb countries
20	1	16	236	-6	-38	40	Mashrek countries
242	-17	84	124	204	20	132	NICS1
68	-1	25	34	16	7	32	NICS2A
80	6	177	57	14	-69	33	NICS2LA
178	-14	66	-394	205	-7	83	ASEAN
76	5	17	-761	-3	27	-7	CIS countries

5.4.
Reporter: EUR12
Partner: World

(Mio ECU)

	1992			1993			1994		
	Credit	Debit	Net	Credit	Debit	Net	Credit	Debit	Net
GOODS	1 115 706	1 125 177	-9 471	1 125 978	1 070 670	55 309	1 249 582	1 180 671	68 911
SERVICES	325 727	314 218	11 509	343 887	333 571	10 316	353 629	345 933	7 696
Transportation	82 664	85 926	-3 262	87 126	88 535	-1 408	90 954	94 322	-3 368
Sea transport	31 532	38 715	-7 184	33 859	39 397	-5 538	36 275	42 927	-6 652
Air transport	30 906	28 002	2 904	32 616	28 675	3 940	33 566	30 304	3 262
Other transportation	20 226	19 208	1 018	20 652	20 462	190	21 113	21 091	21
Travel	92 815	89 878	2 937	95 896	93 736	2 160	101 745	98 793	2 952
Other services	129 287	125 277	4 010	142 829	139 771	3 058	151 855	148 251	3 603
Communications services	4 328	4 967	-638	3 800	4 531	-731	4 088	4 893	-805
Construction services	10 581	6 927	3 654	11 471	7 518	3 953	11 917	8 221	3 696
Insurance services	6 057	5 785	273	7 477	6 377	1 100	10 794	9 579	1 214
Financial services	22 254	17 960	4 294	27 492	22 050	5 443	23 573	18 058	5 515
Computer and information services	2 670	3 378	-708	3 612	4 148	-535	4 112	4 518	-406
Royalties and licence fees	8 003	12 706	-4 703	8 862	13 850	-4 988	9 859	14 999	-5 140
Other business services	55 163	57 211	-2 048	60 779	63 389	-2 610	68 698	69 642	-944
Personal, cultural and recreational	4 696	6 161	-1 465	5 310	7 382	-2 072	5 703	7 666	-1 963
Government services, n i e	15 535	10 183	5 352	14 024	10 527	3 497	13 111	10 675	2 435
Services not allocated	20 961	13 138	7 824	18 035	11 529	6 506	9 076	4 567	4 509
INCOME	356 025	381 785	-25 760	389 829	415 580	-25 751	402 450	435 711	-33 260
Compensation of employees	11 871	14 489	-2 618	12 447	15 741	-3 294	11 272	12 690	-1 419
Investment Income	344 155	367 296	-23 142	377 381	399 838	-22 457	391 179	423 020	-31 842
CURRENT TRANSFERS	136 762	166 548	-29 786	143 382	169 292	-25 910	142 853	175 747	-32 894
CURRENT ACCOUNT	1 934 220	1 987 727	-53 507	2 003 076	1 989 113	13 964	2 148 515	2 138 062	10 453
CURRENT + CAPITAL ACCOUNT	1 946 977	2 000 205	-53 228	2 016 245	2 003 730	12 515	2 162 441	2 155 611	6 830

5.5.
Reporter: EUR12
Partner: Intra EUR12

(Mio ECU)

	1992			1993			1994		
	Credit	Debit	Net	Credit	Debit	Net	Credit	Debit	Net
GOODS	689 531	651 959	37 572	656 500	594 310	62 191	729 317	657 273	72 044
SERVICES	154 959	161 743	-6 784	169 283	170 539	-1 256	176 523	177 853	-1 329
Transportation	35 616	41 534	-5 918	37 278	41 662	-4 384	39 679	45 066	-5 387
Sea transport	12 524	19 021	-6 497	13 816	18 924	-5 107	14 778	20 714	-5 936
Air transport	10 517	10 921	-404	11 098	11 142	-44	11 773	12 003	-230
Other transportation	12 575	11 591	983	12 364	11 596	768	13 128	12 349	779
Travel	49 978	49 078	900	55 324	50 874	4 451	59 224	54 470	4 754
Other services	58 370	64 235	-5 865	67 159	71 883	-4 724	72 563	75 701	-3 138
Communications services	1 433	2 014	-581	1 428	1 801	-373	1 649	1 950	-301
Construction services	4 115	3 478	637	4 395	3 538	857	3 970	3 841	129
Insurance services	2 721	3 111	-390	3 172	3 779	-608	5 305	5 675	-370
Financial services	10 671	10 433	238	14 045	12 625	1 420	12 099	10 709	1 390
Computer and information services	1 344	1 600	-256	1 790	1 973	-183	1 777	2 063	-286
Royalties and licence fees	2 970	4 159	-1 189	3 449	4 733	-1 284	3 971	5 083	-1 111
Other business services	28 475	30 824	-2 349	31 748	34 094	-2 346	36 712	37 218	-506
Personal, cultural and recreational	1 786	2 717	-931	2 315	3 386	-1 071	2 504	3 366	-861
Government services, n i e	4 855	5 899	-1 044	4 818	5 955	-1 136	4 575	5 796	-1 221
Services not allocated	10 995	6 896	4 099	9 521	6 121	3 401	5 057	2 616	2 441
INCOME	174 046	199 797	-25 751	200 210	226 211	-26 001	210 827	240 005	-29 178
Compensation of employees	6 245	8 906	-2 661	6 547	9 482	-2 935	6 060	7 924	-1 864
Investment Income	167 801	190 891	-23 090	193 663	216 729	-23 066	204 768	232 081	-27 314
CURRENT TRANSFERS	117 213	122 846	-5 633	128 536	127 538	999	127 808	132 476	-4 668
CURRENT ACCOUNT	1 135 748	1 136 345	-597	1 154 529	1 118 597	35 932	1 244 476	1 207 607	36 870
CURRENT + CAPITAL ACCOUNT	:	:	:	:	:	:	:	:	:

5.6.

Reporter: EUR12

Partner: Extra EUR12

(Mio ECU)

	1992			1993			1994		
	Credit	Debit	Net*	Credit	Debit	Net*	Credit	Debit	Net*
GOODS	426 175	473 217	:	469 478	476 360	:	520 265	523 398	:
SERVICES	170 768	152 475	:	174 605	163 032	:	177 106	168 081	:
Transportation	47 047	44 392	:	49 848	46 873	:	51 275	49 257	:
Sea transport	19 008	19 694	:	20 042	20 473	:	21 497	22 213	:
Air transport	20 388	17 081	:	21 518	17 533	:	21 793	18 301	:
Other transportation	7 651	7 617	:	8 288	8 867	:	7 985	8 742	:
Travel	42 837	40 800	:	40 572	42 862	:	42 521	44 323	:
Other services	70 917	61 041	:	75 670	67 889	:	79 292	72 551	:
Communications services	2 895	2 953	:	2 373	2 731	:	2 439	2 943	:
Construction services	6 466	3 449	:	7 076	3 981	:	7 947	4 380	:
Insurance services	3 337	2 674	:	4 306	2 598	:	5 488	3 904	:
Financial services	11 583	7 527	:	13 447	9 425	:	11 474	7 349	:
Computer and information services	1 326	1 778	:	1 823	2 175	:	2 335	2 455	:
Royalties and licence fees	5 033	8 546	:	5 413	9 117	:	5 888	9 916	:
Other business services	26 688	26 387	:	29 031	29 295	:	31 986	32 424	:
Personal, cultural and recreational	2 910	3 444	:	2 995	3 996	:	3 198	4 300	:
Government services, n i e	10 680	4 283	:	9 206	4 572	:	8 536	4 879	:
Services not allocated	9 967	6 242	:	8 514	5 408	:	4 018	1 950	:
INCOME	181 980	181 988	:	189 619	189 369	:	191 623	195 706	:
Compensation of employees	5 626	5 583	:	5 901	6 260	:	5 212	4 767	:
Investment Income	176 354	176 406	:	183 718	183 109	:	186 411	190 939	:
CURRENT TRANSFERS	19 549	43 702	:	14 845	41 754	:	15 045	43 271	:
CURRENT ACCOUNT	798 472	851 382	:	848 547	870 516	:	904 039	930 456	:
CURRENT + CAPITAL ACCOUNT	:	:	:	:	:	:	:	:	:

* Due to Intra EUR12 asymmetries it is preferable to use the net of EUR15 with the World that is considered to be closer to the correct Extra EUR12 balance

5.7.

Reporter: EUR12

Partner: EFTA

(Mio ECU)

	1992			1993			1994		
	Credit	Debit	Net	Credit	Debit	Net	Credit	Debit	Net
GOODS	49 779	56 717	-6 939	51 337	57 985	-6 648	56 141	61 699	-5 558
SERVICES	27 242	21 369	5 874	27 217	23 273	3 944	28 237	22 765	5 472
Transportation	5 733	4 419	1 314	5 966	4 871	1 094	5 791	4 569	1 222
Sea transport	2 005	1 648	357	2 228	1 926	301	2 255	1 988	267
Air transport	1 470	1 211	259	1 601	1 145	456	1 648	1 169	480
Other transportation	2 259	1 560	698	2 137	1 799	337	1 888	1 412	476
Travel	12 068	5 889	6 180	11 357	6 448	4 909	11 769	5 656	6 113
Other services	7 946	10 390	-2 444	8 614	11 397	-2 783	9 997	12 299	-2 302
Communications services	222	259	-37	225	287	-62	247	218	29
Construction services	559	497	61	633	572	61	807	430	377
Insurance services	494	606	-112	495	632	-137	846	1 092	-246
Financial services	900	1 097	-197	1 037	1 144	-107	910	1 120	-210
Computer and information services	225	306	-81	364	327	38	451	223	229
Royalties and licence fees	495	1 274	-779	498	1 356	-858	547	1 298	-751
Other business services	4 645	5 579	-933	4 935	6 232	-1 297	5 719	6 817	-1 098
Personal, cultural and recreational	352	557	-206	378	623	-245	417	871	-454
Government services, n i e	53	214	-161	49	225	-175	51	230	-179
Services not allocated	1 495	671	823	1 281	557	724	681	241	439
INCOME	18 925	41 068	-22 143	19 340	40 950	-21 609	19 560	44 335	-24 775
Compensation of employees	3 810	600	3 210	3 949	622	3 328	3 179	408	2 771
Investment Income	15 115	40 468	-25 353	15 391	40 328	-24 937	16 381	43 927	-27 545
CURRENT TRANSFERS	5 957	3 167	2 790	4 047	3 284	763	4 476	4 157	320
CURRENT ACCOUNT	101 902	122 321	-20 418	101 942	125 492	-23 550	108 414	132 955	-24 541
CURRENT + CAPITAL ACCOUNT	:	:	:	:	:	:	:	:	:

5.8.
Reporter: EUR12
Partner: Other European Countries

(Mio ECU)

	1992			1993			1994		
	Credit	Debit	Net	Credit	Debit	Net	Credit	Debit	Net
GOODS	53 255	50 423	2 833	61 269	51 141	10 128	66 642	62 204	4 438
SERVICES	8 615	12 196	-3 582	8 459	13 368	-4 909	9 036	15 008	-5 971
Transportation	3 462	5 138	-1 675	3 534	5 542	-2 007	3 428	6 181	-2 754
Sea transport	999	1 923	-924	1 103	2 214	-1 111	998	2 424	-1 426
Air transport	1 320	1 552	-232	1 478	1 631	-153	1 505	1 767	-262
Other transportation	1 143	1 663	-519	954	1 697	-744	925	1 990	-1 065
Travel	1 325	3 748	-2 423	1 473	3 918	-2 446	1 602	4 127	-2 526
Other services	3 328	2 949	379	3 032	3 590	-557	3 788	4 526	-738
Communications services	187	344	-157	146	235	-89	174	319	-145
Construction services	712	565	148	736	683	53	1 058	919	139
Insurance services	85	83	2	95	85	10	156	118	39
Financial services	209	97	112	318	110	208	251	103	149
Computer and information services	65	47	18	80	59	21	126	87	39
Royalties and licence fees	97	46	51	159	67	93	140	82	58
Other business services	1 156	1 343	-187	996	1 714	-718	1 618	2 024	-406
Personal, cultural and recreational	126	276	-150	124	407	-283	140	356	-216
Government services, n i e	691	149	543	378	230	148	124	518	-394
Services not allocated	498	361	137	420	318	101	219	173	45
INCOME	6 475	5 174	1 302	7 197	6 429	768	8 388	6 998	1 390
Compensation of employees	104	1 493	-1 389	116	1 986	-1 870	117	1 995	-1 879
Investment Income	6 371	3 681	2 690	7 081	4 443	2 638	8 272	5 003	3 269
CURRENT TRANSFERS	1 012	8 592	-7 580	1 084	9 440	-8 355	1 123	9 705	-8 581
CURRENT ACCOUNT	69 357	76 385	-7 027	78 009	80 377	-2 367	85 190	93 915	-8 724
CURRENT + CAPITAL ACCOUNT	:	:	:	:	:	:	:	:	:

5.9.
Reporter: EUR12
Partner: Czech Republic

(Mio ECU)

	1992			1993			1994		
	Credit	Debit	Net	Credit	Debit	Net	Credit	Debit	Net
GOODS	7 129	6 072	1 057	6 785	5 349	1 436	8 372	6 979	1 393
SERVICES	1 031	1 146	-115	974	1 085	-112	1 121	1 196	-76
Transportation	366	362	4	265	244	22	286	288	-2
Sea transport	54	15	39	43	19	24	34	24	10
Air transport	84	62	21	86	57	29	87	66	21
Other transportation	229	285	-56	136	167	-31	165	198	-33
Travel	199	449	-250	199	508	-309	251	530	-279
Other services	419	316	103	468	318	150	563	373	190
Communications services	12	17	-5	7	19	-11	12	21	-9
Construction services	31	85	-54	39	67	-28	45	67	-22
Insurance services	5	3	2	6	2	4	10	5	6
Financial services	7	7	1	10	6	4	11	5	6
Computer and information services	27	9	18	30	11	20	36	18	18
Royalties and licence fees	8	5	4	29	3	25	12	8	4
Other business services	306	164	141	319	185	134	410	206	205
Personal, cultural and recreational	20	20	0	26	19	6	23	22	2
Government services, n i e	3	7	-4	2	7	-5	3	22	-20
Services not allocated	46	18	28	42	16	26	20	5	15
INCOME	282	776	-494	210	909	-699	174	893	-719
Compensation of employees	4	518	-514	5	693	-687	6	703	-698
Investment Income	278	258	20	204	216	-12	168	190	-21
CURRENT TRANSFERS	218	128	90	236	159	77	249	195	54
CURRENT ACCOUNT	8 660	8 122	537	8 204	7 502	703	9 916	9 264	652
CURRENT + CAPITAL ACCOUNT	:	:	:	:	:	:	:	:	:

5.10.

Reporter: EUR12

Partner: Hungary

(Mio ECU)

	1992			1993			1994		
	Credit	Debit	Net	Credit	Debit	Net	Credit	Debit	Net
GOODS	4 650	4 528	122	5 442	4 386	1 056	6 520	5 307	1 213
SERVICES	730	964	-234	768	932	-164	985	990	-5
Transportation	234	199	35	201	163	38	213	183	30
Sea transport	28	19	9	24	21	3	24	28	-4
Air transport	80	87	-7	90	70	20	88	82	6
Other transportation	126	93	33	87	72	15	101	73	28
Travel	133	443	-310	114	436	-322	147	435	-289
Other services	327	302	24	421	316	105	608	361	247
Communications services	17	13	4	11	6	5	15	6	9
Construction services	21	75	-54	24	75	-51	68	65	3
Insurance services	4	6	-2	7	4	3	10	5	5
Financial services	24	8	16	58	10	48	42	6	35
Computer and information services	7	15	-9	13	15	-2	30	22	8
Royalties and licence fees	15	7	7	17	10	7	18	9	9
Other business services	228	147	82	277	163	114	408	194	214
Personal, cultural and recreational	10	22	-12	12	25	-12	13	25	-12
Government services, n i e	2	9	-7	2	8	-6	4	27	-23
Services not allocated	36	19	17	32	17	15	17	11	6
INCOME	869	425	444	672	488	185	757	342	415
Compensation of employees	10	40	-30	9	52	-43	12	42	-30
Investment Income	859	385	474	663	435	228	745	300	445
CURRENT TRANSFERS	30	233	-203	43	235	-192	45	258	-213
CURRENT ACCOUNT	6 279	6 150	129	6 925	6 041	884	8 306	6 896	1 410
CURRENT + CAPITAL ACCOUNT	:	:	:	:	:	:	:	:	:

5.11.

Reporter: EUR12

Partner: Poland

(Mio ECU)

	1992			1993			1994		
	Credit	Debit	Net	Credit	Debit	Net	Credit	Debit	Net
GOODS	7 651	7 003	648	9 436	7 466	1 970	10 221	8 697	1 524
SERVICES	1 016	1 459	-443	979	1 538	-559	1 107	1 789	-683
Transportation	434	656	-221	338	624	-286	344	862	-518
Sea transport	162	192	-30	104	199	-95	110	210	-100
Air transport	40	53	-13	54	54	0	60	56	3
Other transportation	231	410	-179	180	371	-191	175	596	-421
Travel	107	306	-198	131	358	-227	168	287	-120
Other services	401	460	-60	444	522	-78	570	621	-51
Communications services	13	17	-4	9	37	-28	16	46	-30
Construction services	86	172	-86	45	165	-120	62	116	-54
Insurance services	29	13	16	36	14	22	60	22	39
Financial services	14	8	7	18	7	11	17	7	10
Computer and information services	5	5	0	6	6	0	6	9	-3
Royalties and licence fees	5	10	-5	7	15	-8	16	11	5
Other business services	232	206	25	298	241	57	371	326	45
Personal, cultural and recreational	12	11	0	20	14	6	19	14	5
Government services, n i e	6	18	-12	5	22	-18	4	72	-67
Services not allocated	74	37	36	66	35	32	25	19	6
INCOME	931	1 189	-258	846	1 324	-478	1 030	1 416	-386
Compensation of employees	14	485	-472	22	720	-698	20	744	-724
Investment Income	917	704	213	824	604	220	1 010	672	338
CURRENT TRANSFERS	311	648	-337	438	610	-172	440	628	-188
CURRENT ACCOUNT	9 908	10 299	-391	11 700	10 939	761	12 799	12 531	268
CURRENT + CAPITAL ACCOUNT	:	:	:	:	:	:	:	:	:

5.12.
Reporter: EUR12
Partner: Russia

(Mio ECU)

	1992			1993			1994		
	Credit	Debit	Net	Credit	Debit	Net	Credit	Debit	Net
GOODS	11 536	14 777	-3 241	11 018	14 735	-3 718	11 347	17 522	-6 175
SERVICES	1 573	1 939	-365	1 139	2 256	-1 118	1 041	2 541	-1 500
Transportation	428	1 279	-851	535	1 480	-946	496	1 473	-977
Sea transport	149	884	-735	298	1 095	-797	226	1 155	-929
Air transport	156	228	-72	155	233	-79	152	175	-23
Other transportation	123	167	-44	82	152	-70	118	142	-25
Travel	77	216	-140	86	167	-81	147	146	1
Other services	1 021	335	686	481	504	-22	381	900	-519
Communications services	19	19	1	50	36	14	43	35	8
Construction services	354	50	305	331	100	232	546	329	217
Insurance services	20	32	-12	16	30	-15	14	31	-16
Financial services	76	7	70	89	10	79	70	13	57
Computer and information services	10	6	4	8	8	0	17	12	5
Royalties and licence fees	11	5	6	50	10	40	34	12	22
Other business services	-105	184	-288	-385	272	-656	-424	360	-784
Personal, cultural and recreational	6	11	-5	9	13	-3	18	13	6
Government services, n i e	628	22	606	314	26	288	63	96	-34
Services not allocated	48	108	-61	37	106	-69	17	23	-6
INCOME	1 875	-287	2 161	3 098	568	2 529	2 728	579	2 149
Compensation of employees	18	37	-19	14	40	-26	15	36	-21
Investment Income	1 856	-324	2 180	3 084	529	2 555	2 713	543	2 170
CURRENT TRANSFERS	93	2 038	-1 946	122	2 297	-2 175	94	1 992	-1 898
CURRENT ACCOUNT	15 076	18 467	-3 390	15 376	19 857	-4 481	15 211	22 635	-7 425
CURRENT + CAPITAL ACCOUNT	:	:	:	:	:	:	:	:	:

5.13.
Reporter: EUR12
Partner: Turkey

(Mio ECU)

	1992			1993			1994		
	Credit	Debit	Net	Credit	Debit	Net	Credit	Debit	Net
GOODS	8 278	6 664	1 614	10 860	6 695	4 165	8 568	7 543	1 025
SERVICES	1 046	2 049	-1 003	1 161	2 377	-1 215	1 235	2 207	-973
Transportation	275	431	-157	307	489	-182	328	486	-158
Sea transport	71	170	-100	69	212	-143	77	239	-162
Air transport	141	196	-55	169	205	-36	183	198	-14
Other transportation	63	64	-2	69	72	-3	68	49	19
Travel	142	920	-778	168	1 184	-1 017	142	1 065	-922
Other services	517	650	-133	583	661	-78	722	642	81
Communications services	59	186	-127	23	75	-52	30	119	-89
Construction services	43	78	-35	53	91	-37	78	96	-18
Insurance services	12	11	1	13	11	2	16	16	0
Financial services	32	15	17	67	20	47	41	19	22
Computer and information services	3	2	1	5	4	0	7	3	4
Royalties and licence fees	33	6	27	39	5	34	36	13	23
Other business services	287	293	-5	333	340	-7	461	319	143
Personal, cultural and recreational	26	27	0	26	32	-6	25	27	-1
Government services, n i e	21	33	-11	24	83	-59	28	30	-2
Services not allocated	113	47	66	104	42	61	42	15	27
INCOME	1 001	606	395	1 040	618	422	1 099	601	497
Compensation of employees	24	51	-27	26	46	-20	24	24	-1
Investment Income	978	556	422	1 014	572	442	1 075	577	498
CURRENT TRANSFERS	40	2 745	-2 705	46	3 214	-3 168	44	3 402	-3 358
CURRENT ACCOUNT	10 366	12 065	-1 699	13 108	12 904	204	10 946	13 754	-2 808
CURRENT + CAPITAL ACCOUNT	:	:	:	:	:	:	:	:	:

5.14.

Reporter: EUR12

Partner: Africa

	(Mio ECU)								
	1992			1993			1994		
	Credit	Debit	Net	Credit	Debit	Net	Credit	Debit	Net
GOODS	36 183	39 526	-3 342	36 086	37 570	-1 485	38 251	40 422	-2 171
SERVICES	10 548	11 922	-1 374	10 322	12 396	-2 075	10 011	12 433	-2 422
Transportation	3 197	4 570	-1 373	3 453	4 905	-1 452	3 597	4 972	-1 374
Sea transport	1 124	2 247	-1 123	1 039	2 439	-1 400	1 172	2 521	-1 349
Air transport	1 666	1 769	-104	1 877	1 787	89	1 966	1 835	131
Other transportation	408	554	-146	537	679	-142	459	616	-156
Travel	2 027	4 277	-2 249	1 896	4 206	-2 310	2 074	4 352	-2 279
Other services	4 409	2 522	1 887	4 177	2 758	1 418	3 955	2 956	999
Communications services	192	237	-45	173	260	-87	163	250	-87
Construction services	1 971	373	1 598	2 131	355	1 776	1 878	373	1 505
Insurance services	108	106	2	126	97	29	206	151	55
Financial services	312	87	225	304	82	223	293	90	203
Computer and information services	96	42	55	71	57	15	46	13	33
Royalties and licence fees	182	30	151	194	56	139	209	55	154
Other business services	863	932	-69	513	1 070	-557	447	1 141	-694
Personal, cultural and recreational	189	119	70	199	129	70	215	137	78
Government services, n i e	494	595	-101	464	652	-188	497	745	-248
Services not allocated	915	552	362	796	527	269	385	153	233
INCOME	8 537	5 397	3 140	8 746	5 083	3 664	9 489	5 119	4 370
Compensation of employees	635	585	50	688	568	119	589	217	371
Investment Income	7 902	4 811	3 090	8 059	4 515	3 544	8 901	4 902	3 999
CURRENT TRANSFERS	746	7 771	-7 025	613	6 854	-6 241	590	7 104	-6 514
CURRENT ACCOUNT	56 014	64 615	-8 600	55 767	61 903	-6 136	58 342	65 079	-6 736
CURRENT + CAPITAL ACCOUNT	:	:	:	:	:	:	:	:	:

5.15.

Reporter: EUR12

Partner: North African Countries

	(Mio ECU)								
	1992			1993			1994		
	Credit	Debit	Net	Credit	Debit	Net	Credit	Debit	Net
GOODS	19 449	21 096	-1 647	19 950	20 351	-401	21 089	20 871	218
SERVICES	4 410	6 594	-2 184	4 723	7 069	-2 346	4 629	6 779	-2 150
Transportation	1 092	2 407	-1 315	1 167	2 640	-1 473	1 228	2 579	-1 351
Sea transport	414	1 317	-904	372	1 434	-1 062	441	1 444	-1 004
Air transport	520	907	-387	616	977	-361	605	937	-332
Other transportation	158	183	-25	180	229	-50	182	197	-14
Travel	787	3 039	-2 252	789	3 075	-2 286	834	3 049	-2 214
Other services	1 948	870	1 078	2 244	1 056	1 188	2 352	1 074	1 278
Communications services	49	109	-60	54	179	-125	36	160	-124
Construction services	514	105	409	576	128	448	536	149	387
Insurance services	46	48	-1	50	50	0	84	56	28
Financial services	144	50	95	124	55	69	111	46	65
Computer and information services	11	15	-4	16	16	0	12	5	8
Royalties and licence fees	29	8	21	27	11	16	38	12	26
Other business services	995	369	626	1 196	427	769	1 317	439	877
Personal, cultural and recreational	54	81	-27	68	89	-21	70	90	-21
Government services, n i e	106	86	20	133	101	32	149	117	32
Services not allocated	582	277	305	523	298	225	214	77	137
INCOME	3 537	1 705	1 832	3 259	1 586	1 673	2 536	1 398	1 139
Compensation of employees	140	165	-24	152	160	-8	138	56	83
Investment Income	3 397	1 541	1 856	3 108	1 427	1 681	2 398	1 342	1 056
CURRENT TRANSFERS	268	2 234	-1 966	196	1 859	-1 663	166	1 990	-1 824
CURRENT ACCOUNT	27 664	31 629	-3 965	28 128	30 865	-2 737	28 420	31 038	-2 617
CURRENT + CAPITAL ACCOUNT	:	:	:	:	:	:	:	:	:

5.16.
Reporter: EUR12
Partner: Morocco

(Mio ECU)

	1992			1993			1994		
	Credit	Debit	Net	Credit	Debit	Net	Credit	Debit	Net
GOODS	4 025	3 147	878	4 058	3 138	920	4 633	3 494	1 139
SERVICES	1 334	1 475	-142	1 460	1 663	-202	1 438	1 587	-149
Transportation	311	366	-55	367	440	-73	370	424	-54
Sea transport	142	104	37	143	119	24	153	136	16
Air transport	114	195	-82	151	227	-76	147	212	-65
Other transportation	56	67	-11	73	94	-21	70	75	-5
Travel	365	770	-405	331	832	-501	371	797	-426
Other services	487	232	255	608	292	316	640	343	297
Communications services	9	34	-24	14	51	-37	12	63	-51
Construction services	81	19	62	95	29	66	100	38	62
Insurance services	13	9	4	14	10	4	24	14	10
Financial services	16	7	10	14	8	6	13	7	6
Computer and information services	3	7	-4	8	5	3	6	2	4
Royalties and licence fees	8	2	5	7	3	3	9	5	4
Other business services	284	105	180	355	121	234	375	143	231
Personal, cultural and recreational	18	13	5	29	17	12	18	18	1
Government services, n i e	54	37	17	73	48	25	83	53	30
Services not allocated	171	107	64	154	99	55	57	24	34
INCOME	631	437	194	724	527	197	574	413	162
Compensation of employees	62	44	18	66	43	23	58	12	46
Investment Income	569	393	176	658	484	174	517	401	116
CURRENT TRANSFERS	56	990	-934	43	836	-794	35	914	-879
CURRENT ACCOUNT	6 046	6 049	-3	6 285	6 165	120	6 680	6 408	273
CURRENT + CAPITAL ACCOUNT	:	:	:	:	:	:	:	:	:

5.17.
Reporter: EUR12
Partner: Other African Countries

(Mio ECU)

	1992			1993			1994		
	Credit	Debit	Net	Credit	Debit	Net	Credit	Debit	Net
GOODS	16 734	18 430	-1 696	16 136	17 219	-1 084	17 162	19 551	-2 389
SERVICES	6 138	5 328	810	5 599	5 327	271	5 383	5 654	-271
Transportation	2 105	2 163	-58	2 285	2 265	21	2 369	2 393	-24
Sea transport	710	930	-219	667	1 005	-338	732	1 077	-345
Air transport	1 146	863	283	1 261	810	451	1 361	897	463
Other transportation	249	371	-122	357	449	-92	277	419	-142
Travel	1 240	1 238	2	1 107	1 132	-24	1 239	1 303	-64
Other services	2 460	1 652	809	1 933	1 702	231	1 603	1 882	-279
Communications services	143	128	15	119	81	38	127	90	37
Construction services	1 458	268	1 189	1 556	227	1 328	1 342	225	1 117
Insurance services	62	59	3	76	47	29	123	95	28
Financial services	168	38	130	180	27	154	183	44	138
Computer and information services	86	27	59	55	40	15	34	9	25
Royalties and licence fees	153	22	131	168	45	123	171	43	128
Other business services	-132	563	-695	-683	644	-1 327	-870	701	-1 571
Personal, cultural and recreational	136	38	97	131	40	91	145	47	98
Government services, n i e	388	509	-121	331	551	-220	348	628	-280
Services not allocated	332	275	57	273	229	44	171	75	96
INCOME	5 000	3 691	1 309	5 487	3 496	1 991	6 953	3 722	3 231
Compensation of employees	495	420	74	536	408	128	451	162	289
Investment Income	4 505	3 271	1 234	4 951	3 088	1 863	6 502	3 560	2 943
CURRENT TRANSFERS	478	5 537	-5 059	417	4 995	-4 578	425	5 114	-4 690
CURRENT ACCOUNT	28 350	32 985	-4 635	27 639	31 038	-3 399	29 922	34 041	-4 119
CURRENT + CAPITAL ACCOUNT	:	:	:	:	:	:	:	:	:

5.18.

Reporter: EUR12

Partner: America

(Mio ECU)

	1992			1993			1994		
	Credit	Debit	Net	Credit	Debit	Net	Credit	Debit	Net
GOODS	111 363	121 703	-10 340	125 197	120 084	5 114	139 416	130 990	8 427
SERVICES	73 131	62 183	10 948	74 957	64 934	10 023	77 788	68 547	9 241
Transportation	19 064	15 029	4 036	19 640	14 905	4 736	20 909	16 529	4 379
Sea transport	9 031	6 937	2 093	9 713	6 757	2 955	10 327	7 733	2 594
Air transport	8 061	6 356	1 705	7 895	6 246	1 648	8 158	6 907	1 251
Other transportation	1 973	1 736	237	2 033	1 901	132	2 424	1 889	535
Travel	15 812	14 942	870	15 194	15 434	-240	15 523	16 467	-944
Other services	34 774	30 032	4 742	37 217	32 672	4 545	39 858	34 759	5 099
Communications services	1 317	1 020	297	1 083	986	97	1 130	1 236	-106
Construction services	1 387	801	586	1 450	896	554	1 709	895	814
Insurance services	1 847	1 255	592	2 527	1 225	1 302	3 283	1 956	1 327
Financial services	6 276	4 605	1 671	7 601	5 634	1 967	6 730	4 334	2 397
Computer and information services	624	1 099	-475	923	1 365	-443	1 413	1 887	-474
Royalties and licence fees	2 842	6 362	-3 520	2 989	6 561	-3 572	3 127	7 069	-3 942
Other business services	11 133	11 008	124	12 369	11 746	622	14 307	12 814	1 493
Personal, cultural and recreational	903	1 932	-1 029	982	2 240	-1 258	1 077	2 264	-1 187
Government services, n i e	8 445	1 949	6 496	7 294	2 019	5 275	7 081	2 304	4 777
Services not allocated	3 481	2 181	1 300	2 906	1 924	982	1 498	792	706
INCOME	82 810	72 616	10 194	89 642	80 343	9 299	93 702	83 335	10 367
Compensation of employees	920	1 812	-892	1 000	2 015	-1 015	777	1 211	-434
Investment Income	81 889	70 804	11 085	88 642	78 328	10 314	92 925	82 124	10 801
CURRENT TRANSFERS	6 260	9 229	-2 970	5 179	8 741	-3 561	5 541	8 891	-3 350
CURRENT ACCOUNT	273 563	265 731	7 832	294 976	274 102	20 875	316 448	291 764	24 684
CURRENT + CAPITAL ACCOUNT	:	:	:	:	:	:	:	:	:

5.19.

Reporter: EUR12

Partner: Canada

(Mio ECU)

	1992			1993			1994		
	Credit	Debit	Net	Credit	Debit	Net	Credit	Debit	Net
GOODS	8 189	8 586	-397	8 704	8 082	622	9 532	8 848	684
SERVICES	3 983	2 612	1 371	3 873	2 699	1 174	3 677	2 934	743
Transportation	1 010	737	273	1 044	825	219	1 106	858	248
Sea transport	306	254	53	297	301	-4	363	329	34
Air transport	624	437	187	662	467	196	643	481	162
Other transportation	80	46	34	85	57	28	100	48	52
Travel	1 313	919	394	1 285	991	294	1 180	1 071	109
Other services	1 357	761	596	1 315	737	578	1 315	975	341
Communications services	111	101	11	65	69	-4	64	85	-21
Construction services	103	118	-15	33	29	4	33	30	3
Insurance services	81	22	59	108	34	75	150	90	60
Financial services	191	68	123	252	93	160	214	65	149
Computer and information services	26	12	14	61	13	48	71	14	57
Royalties and licence fees	144	50	94	136	54	82	128	66	63
Other business services	328	232	96	397	257	139	462	343	119
Personal, cultural and recreational	45	86	-40	55	113	-59	55	115	-60
Government services, n i e	327	73	254	208	75	133	137	167	-29
Services not allocated	302	194	108	227	145	82	75	30	45
INCOME	6 569	3 023	3 546	7 083	4 123	2 960	6 683	3 794	2 888
Compensation of employees	34	98	-64	30	93	-63	35	41	-6
Investment Income	6 535	2 925	3 610	7 052	4 029	3 023	6 647	3 753	2 894
CURRENT TRANSFERS	219	992	-774	254	998	-745	224	1 073	-849
CURRENT ACCOUNT	18 960	15 214	3 746	19 913	15 902	4 011	20 116	16 649	3 466
CURRENT + CAPITAL ACCOUNT	:	:	:	:	:	:	:	:	:

5.20.
Reporter: EUR12
Partner: USA

(Mio ECU)

	1992			1993			1994		
	Credit	Debit	Net	Credit	Debit	Net	Credit	Debit	Net
GOODS	78 871	88 731	-9 859	88 655	89 593	-938	98 291	96 802	1 490
SERVICES	62 018	53 476	8 543	63 849	55 758	8 090	66 720	58 654	8 066
Transportation	15 633	11 963	3 670	16 197	11 723	4 474	17 202	13 103	4 099
Sea transport	7 588	5 434	2 154	8 335	5 161	3 174	8 783	5 866	2 917
Air transport	6 312	5 096	1 217	6 041	5 009	1 032	6 267	5 636	630
Other transportation	1 733	1 434	300	1 821	1 553	268	2 152	1 600	552
Travel	13 529	12 607	922	12 923	12 871	52	13 259	13 768	-510
Other services	30 611	27 399	3 212	32 776	29 824	2 952	35 116	31 229	3 887
Communications services	1 142	781	360	971	727	243	1 010	848	162
Construction services	868	500	368	1 032	697	335	1 190	682	508
Insurance services	1 499	1 189	310	2 078	1 105	973	2 669	1 660	1 009
Financial services	5 508	4 392	1 115	6 598	5 312	1 286	5 979	4 057	1 921
Computer and information services	578	1 072	-494	834	1 334	-500	1 315	1 858	-543
Royalties and licence fees	2 484	6 287	-3 802	2 626	6 476	-3 849	2 755	6 964	-4 209
Other business services	9 816	9 798	18	10 887	10 457	429	12 468	11 245	1 223
Personal, cultural and recreational	780	1 774	-995	854	2 054	-1 200	938	2 070	-1 132
Government services, n i e	7 937	1 605	6 331	6 896	1 661	5 235	6 792	1 844	4 949
Services not allocated	2 245	1 506	739	1 953	1 341	613	1 144	554	589
INCOME	56 635	55 383	1 253	61 436	61 705	-269	69 165	66 515	2 650
Compensation of employees	741	1 499	-758	823	1 726	-903	592	1 043	-451
Investment Income	55 894	53 884	2 010	60 613	59 979	634	68 573	65 472	3 101
CURRENT TRANSFERS	5 318	6 204	-885	4 287	5 329	-1 042	4 614	5 545	-930
CURRENT ACCOUNT	202 843	203 792	-949	218 227	212 385	5 841	238 791	227 516	11 275
CURRENT + CAPITAL ACCOUNT	:	:	:	:	:	:	:	:	:

5.21.
Reporter: EUR12
Partner: Central American Countries

(Mio ECU)

	1992			1993			1994		
	Credit	Debit	Net	Credit	Debit	Net	Credit	Debit	Net
GOODS	9 696	5 590	4 105	10 923	5 297	5 625	11 382	5 976	5 406
SERVICES	2 986	2 485	502	3 089	3 028	60	3 202	3 283	-81
Transportation	875	856	18	910	997	-88	931	1 041	-111
Sea transport	457	495	-39	491	586	-94	498	661	-163
Air transport	306	167	139	317	186	131	316	182	134
Other transportation	112	194	-82	102	226	-124	116	198	-82
Travel	302	722	-420	319	859	-541	345	943	-597
Other services	1 448	750	697	1 569	1 016	552	1 831	1 248	582
Communications services	21	60	-39	19	118	-100	18	200	-182
Construction services	160	46	114	144	55	89	251	64	187
Insurance services	185	30	155	227	70	157	228	133	95
Financial services	371	89	282	420	164	256	361	139	222
Computer and information services	12	8	5	10	9	1	12	6	6
Royalties and licence fees	80	9	71	79	10	69	101	13	88
Other business services	540	406	134	595	482	113	755	577	178
Personal, cultural and recreational	40	26	14	31	28	2	46	39	7
Government services, n i e	38	77	-39	43	79	-36	59	77	-18
Services not allocated	362	156	206	291	155	136	96	51	45
INCOME	12 106	12 237	-131	11 770	12 705	-935	10 306	11 322	-1 015
Compensation of employees	46	63	-17	53	63	-10	47	38	9
Investment Income	12 060	12 173	-114	11 717	12 643	-925	10 259	11 284	-1 025
CURRENT TRANSFERS	290	681	-391	247	795	-548	268	813	-545
CURRENT ACCOUNT	25 078	20 993	4 085	26 028	21 826	4 203	25 159	21 393	3 765
CURRENT + CAPITAL ACCOUNT	:	:	:	:	:	:	:	:	:

5.22.

Reporter: EUR12

Partner: South American Countries

(Mio ECU)

	1992			1993			1994		
	Credit	Debit	Net	Credit	Debit	Net	Credit	Debit	Net
GOODS	14 606	18 795	-4 189	16 915	17 111	-196	20 211	19 364	846
SERVICES	4 144	3 611	533	4 147	3 449	698	4 188	3 676	513
Transportation	1 546	1 472	73	1 490	1 359	130	1 670	1 527	143
Sea transport	680	754	-75	590	710	-120	682	877	-195
Air transport	819	656	163	874	584	290	933	608	325
Other transportation	47	62	-15	25	65	-40	55	43	12
Travel	668	693	-25	667	712	-45	739	685	54
Other services	1 358	1 121	237	1 557	1 095	462	1 596	1 307	289
Communications services	43	78	-36	29	71	-42	38	103	-65
Construction services	255	137	118	241	115	125	235	119	116
Insurance services	82	13	68	114	17	97	236	73	163
Financial services	206	55	151	330	65	265	176	72	104
Computer and information services	8	8	0	17	9	9	14	8	6
Royalties and licence fees	134	17	117	148	21	127	142	25	117
Other business services	449	572	-123	490	549	-59	623	649	-26
Personal, cultural and recreational	39	46	-7	43	44	-1	39	40	-1
Government services, n i e	143	194	-51	146	204	-57	93	217	-124
Services not allocated	572	324	247	434	283	151	184	157	27
INCOME	7 500	1 974	5 526	9 353	1 810	7 543	7 548	1 704	5 844
Compensation of employees	99	152	-53	94	132	-39	102	89	13
Investment Income	7 400	1 822	5 579	9 260	1 678	7 582	7 446	1 615	5 831
CURRENT TRANSFERS	432	1 352	-920	393	1 619	-1 226	435	1 462	-1 026
CURRENT ACCOUNT	26 681	25 732	949	30 808	23 989	6 820	32 383	26 205	6 177
CURRENT + CAPITAL ACCOUNT	:	:	:	:	:	:	:	:	:

5.23.

Reporter: EUR12

Partner: Argentina

(Mio ECU)

	1992			1993			1994		
	Credit	Debit	Net	Credit	Debit	Net	Credit	Debit	Net
GOODS	3 718	2 902	816	4 073	2 724	1 349	5 162	2 895	2 267
SERVICES	950	617	333	1 053	613	440	984	668	316
Transportation	253	233	19	292	249	42	335	303	32
Sea transport	139	134	5	138	146	-9	165	205	-40
Air transport	62	79	-16	91	80	11	103	76	27
Other transportation	51	21	31	63	23	40	67	21	45
Travel	135	99	36	136	90	46	168	107	61
Other services	454	258	196	544	249	294	446	251	195
Communications services	7	15	-8	12	8	3	19	9	10
Construction services	74	17	57	59	26	33	60	14	46
Insurance services	32	10	22	57	10	48	33	15	18
Financial services	52	10	43	110	9	101	14	12	1
Computer and information services	2	1	0	5	2	3	3	2	2
Royalties and licence fees	71	3	68	91	7	84	86	5	81
Other business services	161	160	1	179	140	39	204	150	54
Personal, cultural and recreational	11	10	1	11	10	1	10	7	3
Government services, n i e	43	32	11	20	37	-17	17	36	-19
Services not allocated	108	27	81	82	25	57	35	8	27
INCOME	1 570	345	1 226	1 497	271	1 225	1 155	252	903
Compensation of employees	19	27	-9	16	24	-8	23	19	3
Investment Income	1 552	317	1 234	1 480	247	1 233	1 132	233	899
CURRENT TRANSFERS	112	262	-151	109	454	-345	106	222	-117
CURRENT ACCOUNT	6 350	4 126	2 223	6 732	4 062	2 669	7 406	4 038	3 369
CURRENT + CAPITAL ACCOUNT	:	:	:	:	:	:	:	:	:

5.24.
Reporter: EUR12
Partner: Brazil

	(Mio ECU)								
	1992			1993			1994		
	Credit	Debit	Net	Credit	Debit	Net	Credit	Debit	Net
GOODS	4 217	8 397	-4 181	5 763	7 812	-2 049	7 417	8 890	-1 473
SERVICES	1 094	1 344	-250	1 168	1 411	-243	1 426	1 541	-116
Transportation	444	678	-234	426	673	-247	554	730	-176
Sea transport	269	395	-127	217	398	-181	267	435	-168
Air transport	127	231	-104	158	222	-64	229	237	-8
Other transportation	48	52	-4	50	52	-2	58	58	0
Travel	280	266	13	295	301	-6	329	277	52
Other services	290	319	-29	367	359	8	469	428	41
Communications services	8	16	-8	8	21	-13	10	21	-11
Construction services	26	26	0	38	21	17	17	20	-2
Insurance services	22	3	19	32	2	29	115	22	93
Financial services	42	21	21	72	28	44	97	37	61
Computer and information services	2	2	0	4	4	1	6	3	3
Royalties and licence fees	15	8	7	14	10	4	23	14	10
Other business services	129	172	-43	125	198	-73	155	229	-74
Personal, cultural and recreational	12	17	-6	15	14	0	13	14	-1
Government services, n i e	34	53	-19	60	61	-1	33	69	-37
Services not allocated	81	81	0	80	78	2	74	106	-32
INCOME	2 775	504	2 270	4 120	469	3 651	3 496	610	2 887
Compensation of employees	42	52	-10	39	44	-5	42	36	5
Investment Income	2 733	452	2 280	4 081	425	3 656	3 455	573	2 882
CURRENT TRANSFERS	77	295	-218	87	309	-222	102	343	-241
CURRENT ACCOUNT	8 163	10 541	-2 378	11 138	10 000	1 137	12 441	11 384	1 057
CURRENT + CAPITAL ACCOUNT	:	:	:	:	:	:	:	:	:

5.25.
Reporter: EUR12
Partner: Asia

	(Mio ECU)								
	1992			1993			1994		
	Credit	Debit	Net	Credit	Debit	Net	Credit	Debit	Net
GOODS	114 499	145 176	-30 677	130 872	150 914	-20 043	145 931	161 471	-15 540
SERVICES	31 563	25 901	5 662	34 016	28 366	5 650	34 758	30 038	4 721
Transportation	10 552	10 711	-159	11 643	11 396	248	12 268	12 175	93
Sea transport	3 889	5 075	-1 186	4 045	5 204	-1 159	4 593	5 638	-1 046
Air transport	5 615	4 244	1 371	6 339	4 662	1 676	6 440	4 880	1 560
Other transportation	1 048	1 393	-345	1 260	1 529	-269	1 235	1 657	-422
Travel	4 984	3 923	1 061	5 330	4 626	704	5 765	5 493	272
Other services	13 844	9 720	4 124	15 121	11 073	4 048	15 841	11 990	3 850
Communications services	656	770	-114	497	723	-225	494	718	-224
Construction services	1 695	805	890	1 926	904	1 023	2 258	1 255	1 003
Insurance services	401	262	139	519	239	280	571	338	233
Financial services	2 365	1 202	1 163	2 847	1 575	1 272	2 429	1 244	1 185
Computer and information services	126	70	56	128	105	23	151	134	17
Royalties and licence fees	1 010	508	502	1 185	647	539	1 404	920	484
Other business services	6 163	5 112	1 051	6 550	5 888	662	7 123	6 738	385
Personal, cultural and recreational	1 010	187	823	1 001	230	771	1 043	268	774
Government services, n i e	418	804	-386	468	763	-295	368	375	-7
Services not allocated	2 183	1 547	636	1 921	1 271	650	885	379	506
INCOME	42 984	44 754	-1 770	41 734	40 634	1 100	39 331	38 730	601
Compensation of employees	368	644	-275	405	657	-252	368	390	-22
Investment Income	42 616	44 110	-1 494	41 329	39 976	1 352	38 963	38 340	623
CURRENT TRANSFERS	1 758	4 845	-3 087	1 781	4 831	-3 050	1 691	4 978	-3 288
CURRENT ACCOUNT	190 804	220 676	-29 872	208 402	224 745	-16 342	221 710	235 217	-13 506
CURRENT + CAPITAL ACCOUNT	:	:	:	:	:	:	:	:	:

5.26.

Reporter: EUR12

Partner: Near and Middle East Countries

(Mio ECU)

	1992			1993			1994		
	Credit	Debit	Net	Credit	Debit	Net	Credit	Debit	Net
GOODS	35 543	19 741	15 802	34 762	19 377	15 386	35 411	19 479	15 931
SERVICES	6 451	4 879	1 572	6 151	5 107	1 044	6 101	5 095	1 006
Transportation	1 847	1 584	263	2 027	1 736	291	2 083	1 673	410
Sea transport	773	744	29	876	799	76	998	783	215
Air transport	829	679	150	923	792	130	839	792	47
Other transportation	245	162	84	228	144	84	246	98	147
Travel	1 536	750	786	1 771	874	897	1 679	1 001	678
Other services	2 661	2 234	427	1 970	2 254	-285	2 185	2 356	-170
Communications services	143	137	7	134	132	1	149	135	14
Construction services	761	393	368	891	365	526	1 163	421	742
Insurance services	101	46	55	110	46	63	134	52	82
Financial services	319	85	235	326	98	229	345	111	234
Computer and information services	66	25	40	54	29	25	49	40	8
Royalties and licence fees	36	13	23	51	15	37	79	23	56
Other business services	685	1 241	-556	-126	1 286	-1 412	-171	1 432	-1 603
Personal, cultural and recreational	395	32	362	364	43	321	311	39	272
Government services, n i e	154	261	-107	166	240	-74	127	102	25
Services not allocated	406	310	96	384	243	141	153	65	88
INCOME	2 948	8 261	-5 313	3 489	7 070	-3 581	4 672	6 548	-1 876
Compensation of employees	98	128	-30	108	122	-15	97	75	22
Investment Income	2 850	8 132	-5 283	3 381	6 948	-3 566	4 575	6 473	-1 898
CURRENT TRANSFERS	352	1 838	-1 486	417	1 843	-1 426	360	1 792	-1 432
CURRENT ACCOUNT	45 292	34 718	10 574	44 819	33 397	11 423	46 543	32 915	13 628
CURRENT + CAPITAL ACCOUNT	:	:	:	:	:	:	:	:	:

5.27.

Reporter: EUR12

Partner: Other Near and Middle East Countries

(Mio ECU)

	1992			1993			1994		
	Credit	Debit	Net	Credit	Debit	Net	Credit	Debit	Net
GOODS	3 461	2 152	1 309	4 323	2 278	2 045	5 112	2 233	2 878
SERVICES	831	553	278	1 167	664	504	1 257	711	547
Transportation	244	182	62	264	212	52	283	222	62
Sea transport	108	36	72	101	45	55	126	56	70
Air transport	113	129	-16	137	147	-10	131	150	-19
Other transportation	22	17	6	26	19	7	26	15	10
Travel	231	87	144	379	107	272	400	149	251
Other services	270	258	12	443	321	122	544	333	211
Communications services	10	30	-20	15	63	-48	19	45	-26
Construction services	40	24	17	59	25	34	105	52	53
Insurance services	16	4	12	16	7	9	16	8	8
Financial services	55	17	38	79	22	57	51	20	31
Computer and information services	2	0	1	2	1	1	2	1	1
Royalties and licence fees	7	1	6	5	1	4	10	2	8
Other business services	116	131	-15	230	136	95	311	177	134
Personal, cultural and recreational	15	3	12	19	14	5	19	5	14
Government services, n i e	10	48	-39	17	52	-36	12	25	-13
Services not allocated	86	26	60	82	24	58	30	7	23
INCOME	355	773	-418	677	724	-48	1 010	667	343
Compensation of employees	24	34	-9	27	35	-8	28	17	11
Investment Income	331	740	-409	649	689	-40	982	651	332
CURRENT TRANSFERS	36	259	-223	31	263	-232	35	288	-253
CURRENT ACCOUNT	4 682	3 737	945	6 199	3 929	2 270	7 414	3 899	3 515
CURRENT + CAPITAL ACCOUNT	:	:	:	:	:	:	:	:	:

5.28.
Reporter: EUR12
Partner: Other Asian Countries

	<i>(Mio ECU)</i>								
	1992			1993			1994		
	Credit	Debit	Net	Credit	Debit	Net	Credit	Debit	Net
GOODS	78 956	125 436	-46 479	96 110	131 538	-35 428	110 520	141 991	-31 472
SERVICES	25 112	21 022	4 090	27 865	23 259	4 606	28 657	24 942	3 715
Transportation	8 705	9 127	-422	9 617	9 660	-43	10 185	10 502	-317
Sea transport	3 116	4 331	-1 215	3 169	4 405	-1 235	3 595	4 856	-1 261
Air transport	4 786	3 565	1 221	5 416	3 870	1 546	5 601	4 088	1 513
Other transportation	803	1 231	-428	1 032	1 385	-354	989	1 559	-569
Travel	3 447	3 172	275	3 559	3 753	-194	4 085	4 492	-407
Other services	11 183	7 486	3 697	13 152	8 818	4 333	13 655	9 635	4 020
Communications services	512	633	-121	364	590	-227	345	583	-238
Construction services	934	412	522	1 036	539	497	1 095	834	261
Insurance services	300	215	85	409	193	216	437	286	151
Financial services	2 046	1 118	928	2 520	1 477	1 043	2 084	1 133	951
Computer and information services	61	45	16	74	75	-1	102	94	8
Royalties and licence fees	974	495	479	1 134	632	502	1 325	897	428
Other business services	5 477	3 870	1 607	6 676	4 602	2 074	7 294	5 306	1 988
Personal, cultural and recreational	615	154	461	637	187	450	731	229	502
Government services, n i e	264	543	-279	302	523	-221	242	274	-32
Services not allocated	1 777	1 237	541	1 537	1 028	509	732	313	419
INCOME	40 037	36 493	3 544	38 245	33 564	4 681	34 659	32 181	2 478
Compensation of employees	270	515	-245	298	535	-237	271	315	-44
Investment Income	39 766	35 978	3 789	37 947	33 029	4 919	34 388	31 866	2 521
CURRENT TRANSFERS	1 406	3 007	-1 601	1 363	2 987	-1 624	1 331	3 187	-1 855
CURRENT ACCOUNT	145 511	185 958	-40 446	163 583	191 348	-27 765	175 167	202 302	-27 134
CURRENT + CAPITAL ACCOUNT	:	:	:	:	:	:	:	:	:

5.29.
Reporter: EUR12
Partner: China

	<i>(Mio ECU)</i>								
	1992			1993			1994		
	Credit	Debit	Net	Credit	Debit	Net	Credit	Debit	Net
GOODS	8 748	18 297	-9 549	13 809	20 850	-7 041	14 346	23 346	-9 000
SERVICES	1 240	1 267	-27	1 537	1 441	96	1 404	1 553	-149
Transportation	302	559	-257	250	605	-354	251	706	-454
Sea transport	179	413	-234	107	430	-323	106	521	-415
Air transport	63	74	-11	82	104	-22	86	114	-28
Other transportation	59	72	-13	61	70	-9	59	70	-11
Travel	60	235	-175	50	247	-197	50	301	-251
Other services	728	313	414	1 102	442	660	1 053	514	539
Communications services	34	47	-13	39	40	0	22	50	-28
Construction services	83	23	60	121	25	96	179	36	144
Insurance services	26	10	15	30	12	19	32	16	16
Financial services	31	7	24	39	17	22	59	15	44
Computer and information services	4	2	2	6	3	3	7	4	3
Royalties and licence fees	49	11	38	48	24	23	100	31	68
Other business services	460	162	297	752	262	490	601	335	266
Personal, cultural and recreational	27	9	18	22	9	13	26	11	14
Government services, n i e	13	41	-28	44	49	-5	26	15	11
Services not allocated	151	160	-9	134	147	-13	49	32	17
INCOME	1 192	909	283	1 177	860	317	892	642	250
Compensation of employees	8	32	-24	10	37	-26	11	26	-15
Investment Income	1 184	878	307	1 167	823	344	881	616	265
CURRENT TRANSFERS	20	153	-133	42	146	-104	65	183	-118
CURRENT ACCOUNT	11 200	20 626	-9 426	16 565	23 296	-6 731	16 706	25 723	-9 017
CURRENT + CAPITAL ACCOUNT	:	:	:	:	:	:	:	:	:

5.30.

Reporter: EUR12

Partner: India

(Mio ECU)

	1992			1993			1994		
	Credit	Debit	Net	Credit	Debit	Net	Credit	Debit	Net
GOODS	4 974	4 944	30	5 932	5 844	88	6 686	6 601	86
SERVICES	1 273	871	402	1 169	1 014	156	1 417	1 208	209
Transportation	290	280	10	416	345	71	445	333	112
Sea transport	101	127	-26	123	168	-45	147	172	-25
Air transport	106	120	-14	142	140	2	154	130	24
Other transportation	83	33	50	151	37	115	144	31	113
Travel	77	295	-219	87	340	-254	124	455	-332
Other services	825	254	571	592	289	303	818	409	409
Communications services	63	56	7	10	45	-35	12	23	-11
Construction services	93	14	78	51	13	38	54	44	10
Insurance services	9	3	6	11	6	5	11	10	1
Financial services	54	5	49	49	8	41	61	15	46
Computer and information services	1	2	0	1	2	0	7	3	4
Royalties and licence fees	32	2	31	37	3	33	57	76	-19
Other business services	471	130	341	379	148	231	545	204	340
Personal, cultural and recreational	83	13	71	35	13	22	58	16	42
Government services, n i e	18	30	-12	19	51	-32	15	18	-4
Services not allocated	82	42	40	74	39	35	29	10	19
INCOME	838	283	555	778	339	440	700	305	395
Compensation of employees	15	27	-13	22	28	-6	12	17	-5
Investment Income	823	256	568	756	311	445	688	289	399
CURRENT TRANSFERS	17	382	-365	21	365	-343	18	451	-433
CURRENT ACCOUNT	7 103	6 481	622	7 901	7 561	340	8 822	8 565	256
CURRENT + CAPITAL ACCOUNT	:	:	:	:	:	:	:	:	:

5.31.

Reporter: EUR12

Partner: Japan

(Mio ECU)

	1992			1993			1994		
	Credit	Debit	Net	Credit	Debit	Net	Credit	Debit	Net
GOODS	20 596	52 816	-32 220	22 530	50 762	-28 233	26 050	51 395	-25 345
SERVICES	9 378	6 150	3 229	10 750	6 188	4 563	10 200	6 105	4 095
Transportation	3 187	2 729	458	3 537	2 623	914	3 560	2 819	742
Sea transport	951	1 435	-484	997	1 345	-348	1 065	1 524	-460
Air transport	2 041	1 060	981	2 343	1 034	1 309	2 287	1 057	1 230
Other transportation	195	234	-39	197	244	-46	209	237	-28
Travel	1 725	629	1 096	1 961	622	1 339	2 200	634	1 566
Other services	4 155	2 505	1 650	4 952	2 729	2 223	4 200	2 546	1 654
Communications services	107	113	-5	75	81	-6	77	85	-8
Construction services	143	50	93	121	58	64	84	40	44
Insurance services	185	10	175	223	111	112	180	131	49
Financial services	502	18	484	540	50	490	451	119	333
Computer and information services	31	26	4	36	37	-1	48	44	4
Royalties and licence fees	721	489	232	907	516	391	819	504	314
Other business services	2 267	1 628	639	2 846	1 706	1 140	2 345	1 454	891
Personal, cultural and recreational	158	92	66	160	83	77	154	71	83
Government services, n i e	39	78	-39	44	86	-41	43	98	-55
Services not allocated	312	287	25	301	214	87	240	107	133
INCOME	20 046	15 462	4 585	16 792	13 300	3 492	16 507	14 540	1 967
Compensation of employees	111	137	-27	129	152	-23	110	128	-18
Investment Income	19 936	15 324	4 611	16 663	13 147	3 515	16 397	14 412	1 985
CURRENT TRANSFERS	631	562	69	642	364	278	668	442	226
CURRENT ACCOUNT	50 652	74 989	-24 337	50 714	70 613	-19 899	53 426	72 482	-19 056
CURRENT + CAPITAL ACCOUNT	:	:	:	:	:	:	:	:	:

5.32.
Reporter: EUR12
Partner: Australia, Oceania and Other Territories

(Mio ECU)

	1992			1993			1994		
	Credit	Debit	Net	Credit	Debit	Net	Credit	Debit	Net
GOODS	7 638	6 463	1 175	8 451	5 977	2 474	9 846	6 677	3 168
SERVICES	3 754	2 583	1 171	3 829	2 716	1 112	4 047	2 895	1 153
Transportation	1 544	1 140	404	1 763	1 186	577	1 871	1 286	585
Sea transport	807	533	273	1 005	564	440	1 119	645	474
Air transport	663	558	106	670	565	105	666	602	64
Other transportation	74	49	25	88	57	31	85	39	47
Travel	1 056	914	142	888	886	1	990	1 038	-48
Other services	1 054	467	587	1 086	584	502	1 118	539	579
Communications services	90	93	-3	88	91	-3	94	86	7
Construction services	42	33	9	57	31	26	22	18	4
Insurance services	62	29	33	87	27	60	94	38	55
Financial services	296	54	242	277	76	201	284	59	226
Computer and information services	25	2	23	27	3	24	22	8	15
Royalties and licence fees	109	19	89	135	77	58	149	34	116
Other business services	313	152	162	287	179	108	315	189	126
Personal, cultural and recreational	82	45	37	94	59	35	104	57	47
Government services, n i e	34	40	-6	33	41	-8	33	50	-17
Services not allocated	101	63	38	91	59	32	68	32	36
INCOME	4 950	2 517	2 432	4 899	3 056	1 843	4 801	2 875	1 925
Compensation of employees	23	59	-37	23	57	-34	21	36	-15
Investment Income	4 927	2 458	2 469	4 876	2 999	1 877	4 780	2 840	1 940
CURRENT TRANSFERS	173	1 000	-828	164	978	-814	221	1 028	-807
CURRENT ACCOUNT	16 515	12 564	3 950	17 342	12 726	4 616	18 915	13 476	5 439
CURRENT + CAPITAL ACCOUNT	:	:	:	:	:	:	:	:	:

5.33.
Reporter: EUR12
Partner: Australia

(Mio ECU)

	1992			1993			1994		
	Credit	Debit	Net	Credit	Debit	Net	Credit	Debit	Net
GOODS	6 425	4 594	1 830	7 048	4 064	2 984	8 258	4 499	3 759
SERVICES	2 830	2 027	803	2 925	2 117	808	3 114	2 246	868
Transportation	1 045	853	191	1 225	869	355	1 340	947	394
Sea transport	586	394	192	721	412	309	823	475	348
Air transport	400	422	-22	436	416	20	447	443	4
Other transportation	59	37	22	68	42	26	71	29	42
Travel	889	733	156	764	692	72	838	817	21
Other services	810	391	419	856	507	349	878	457	421
Communications services	75	79	-4	70	74	-4	75	67	8
Construction services	22	15	8	29	23	6	18	17	0
Insurance services	52	24	28	76	23	53	79	32	47
Financial services	261	51	209	238	73	164	233	53	180
Computer and information services	23	2	22	26	3	23	21	7	14
Royalties and licence fees	92	18	75	116	73	43	124	32	93
Other business services	194	135	59	202	158	44	225	171	54
Personal, cultural and recreational	64	39	25	76	49	27	82	48	34
Government services, n i e	25	28	-3	23	30	-6	21	30	-9
Services not allocated	87	50	37	80	48	32	58	27	32
INCOME	4 117	2 083	2 034	3 951	2 580	1 371	3 683	2 267	1 415
Compensation of employees	15	51	-36	15	49	-34	15	31	-16
Investment Income	4 102	2 032	2 070	3 936	2 532	1 404	3 668	2 236	1 431
CURRENT TRANSFERS	134	742	-608	138	740	-602	185	761	-576
CURRENT ACCOUNT	13 506	9 447	4 059	14 062	9 501	4 561	15 240	9 773	5 467
CURRENT + CAPITAL ACCOUNT	:	:	:	:	:	:	:	:	:

5.34.

Reporter: EUR12

Partner: New Zealand

(Mio ECU)

	1992			1993			1994		
	Credit	Debit	Net	Credit	Debit	Net	Credit	Debit	Net
GOODS	999	1 468	-469	1 195	1 513	-318	1 388	1 680	-291
SERVICES	634	420	214	679	454	225	741	486	255
Transportation	332	195	137	399	206	193	425	231	195
Sea transport	215	123	91	275	133	142	298	157	141
Air transport	108	65	42	112	66	46	116	68	48
Other transportation	10	7	3	12	7	5	11	6	5
Travel	115	156	-41	107	180	-73	135	202	-67
Other services	175	57	118	163	58	105	177	50	127
Communications services	15	14	1	18	16	1	18	19	-1
Construction services	8	15	-7	2	6	-4	1	1	1
Insurance services	8	4	4	9	3	5	10	3	6
Financial services	32	2	30	32	3	29	38	2	36
Computer and information services	1	0	1	1	0	1	1	0	1
Royalties and licence fees	13	1	12	16	3	13	22	1	21
Other business services	77	12	65	63	14	50	61	10	51
Personal, cultural and recreational	17	5	11	19	9	10	21	9	12
Government services, n i e	6	5	1	5	5	0	5	5	0
Services not allocated	11	11	0	11	11	0	4	3	1
INCOME	564	267	297	762	333	429	672	300	372
Compensation of employees	2	5	-3	2	6	-4	1	3	-2
Investment Income	563	262	300	760	327	433	671	297	374
CURRENT TRANSFERS	26	125	-99	26	125	-99	31	141	-110
CURRENT ACCOUNT	2 224	2 280	-57	2 663	2 426	237	2 832	2 606	226
CURRENT + CAPITAL ACCOUNT	:	:	:	:	:	:	:	:	:

5.35.

Reporter: EUR12

Partner: International Organisations

(Mio ECU)

	1992			1993			1994		
	Credit	Debit	Net	Credit	Debit	Net	Credit	Debit	Net
GOODS	10	10	0	13	9	4	10	1	10
SERVICES	533	556	-23	525	655	-130	463	625	-162
Transportation	10	2	8	4	0	4	1	0	0
Sea transport	4	1	4	2	0	2	0	0	0
Air transport	1	0	1	0	0	0	0	0	0
Other transportation	4	1	3	2	0	2	0	0	0
Travel	9	5	4	10	8	2	12	9	3
Other services	515	548	-34	511	645	-134	450	615	-165
Communications services	4	0	3	4	0	4	8	1	8
Construction services	0	0	0	0	0	0	0	0	0
Insurance services	6	9	-3	12	9	3	8	14	-6
Financial services	34	19	15	42	25	17	26	22	4
Computer and information services	4	1	3	4	0	4	3	1	2
Royalties and licence fees	11	1	11	0	0	0	0	0	0
Other business services	52	41	11	84	43	41	78	71	7
Personal, cultural and recreational	45	28	17	5	1	4	1	0	1
Government services, n i e	360	449	-89	359	566	-207	326	507	-181
Services not allocated	0	1	-1	0	1	-1	0	0	0
INCOME	4 145	3 742	402	4 610	3 493	1 117	4 541	3 149	1 392
Compensation of employees	7	0	7	9	0	9	2	0	2
Investment Income	4 137	3 742	395	4 602	3 493	1 108	4 539	3 149	1 390
CURRENT TRANSFERS	55	5 671	-5 615	53	5 432	-5 379	29	5 399	-5 371
CURRENT ACCOUNT	4 743	9 979	-5 236	5 201	9 589	-4 388	5 043	9 174	-4 131
CURRENT + CAPITAL ACCOUNT	:	:	:	:	:	:	:	:	:

5.36.

Reporter: EUR12

Partner: World not allocated

(Mio ECU)

	1992			1993			1994		
	Credit	Debit	Net	Credit	Debit	Net	Credit	Debit	Net
GOODS	:	:	:	:	:	:	:	:	:
SERVICES	:	:	:	:	:	:	:	:	:
Transportation	:	:	:	:	:	:	:	:	:
Sea transport	:	:	:	:	:	:	:	:	:
Air transport	:	:	:	:	:	:	:	:	:
Other transportation	:	:	:	:	:	:	:	:	:
Travel	:	:	:	:	:	:	:	:	:
Other services	:	:	:	:	:	:	:	:	:
Communications services	:	:	:	:	:	:	:	:	:
Construction services	:	:	:	:	:	:	:	:	:
Insurance services	:	:	:	:	:	:	:	:	:
Financial services	:	:	:	:	:	:	:	:	:
Computer and information services	:	:	:	:	:	:	:	:	:
Royalties and licence fees	:	:	:	:	:	:	:	:	:
Other business services	:	:	:	:	:	:	:	:	:
Personal, cultural and recreational	:	:	:	:	:	:	:	:	:
Government services, n i e	:	:	:	:	:	:	:	:	:
Services not allocated	:	:	:	:	:	:	:	:	:
INCOME	:	:	:	:	:	:	:	:	:
Compensation of employees	:	:	:	:	:	:	:	:	:
Investment Income	:	:	:	:	:	:	:	:	:
CURRENT TRANSFERS	:	:	:	:	:	:	:	:	:
CURRENT ACCOUNT	:	:	:	:	:	:	:	:	:
CURRENT + CAPITAL ACCOUNT	:	:	:	:	:	:	:	:	:

5.37.

Reporter: EUR12

Partner: OECD Countries

(Mio ECU)

	1992			1993			1994		
	Credit	Debit	Net	Credit	Debit	Net	Credit	Debit	Net
GOODS	838 711	886 443	-47 731	839 936	835 222	4 714	923 043	915 953	7 090
SERVICES	266 463	258 856	7 607	281 764	273 307	8 456	286 021	280 527	5 494
Transportation	67 235	69 146	-1 911	70 140	68 980	1 160	74 601	74 983	-382
Sea transport	25 037	29 560	-4 523	28 711	29 885	-1 174	31 098	33 001	-1 903
Air transport	22 919	20 898	2 021	24 542	21 412	3 131	24 596	22 060	2 536
Other transportation	19 278	18 688	590	16 887	17 683	-796	18 908	19 923	-1 015
Travel	84 891	75 655	9 236	83 559	78 148	5 411	88 531	81 547	6 985
Other services	97 758	103 844	-6 086	113 803	117 362	-3 559	116 620	120 645	-4 025
Communications services	3 167	3 636	-469	2 863	3 199	-336	3 175	3 383	-208
Construction services	5 015	4 705	310	5 302	5 159	143	5 629	4 994	635
Insurance services	5 522	5 748	-226	6 746	6 010	736	8 744	8 489	254
Financial services	19 007	15 903	3 104	24 641	20 798	3 843	19 651	16 172	3 480
Computer and information services	2 368	3 150	-783	3 288	3 878	-590	3 661	4 234	-573
Royalties and licence fees	6 346	12 326	-5 979	7 402	13 428	-6 026	8 163	14 621	-6 458
Other business services	41 803	45 214	-3 411	49 494	50 591	-1 096	54 259	54 078	181
Personal, cultural and recreational	3 213	5 383	-2 170	3 931	6 483	-2 552	4 093	6 676	-2 583
Government services, n i e	11 317	7 779	3 538	10 137	7 818	2 319	9 245	7 999	1 246
Services not allocated	16 580	10 212	6 368	14 262	8 817	5 445	6 268	3 351	2 917
INCOME	309 739	340 725	-30 986	350 748	386 913	-36 165	312 575	351 204	-38 629
Compensation of employees	6 812	11 043	-4 231	6 979	11 499	-4 521	6 234	7 889	-1 655
Investment Income	302 927	329 682	-26 756	343 769	375 414	-31 645	306 341	343 315	-36 974
CURRENT TRANSFERS	98 391	98 600	-209	106 596	97 534	9 062	106 922	102 917	4 005
CURRENT ACCOUNT	1 513 304	1 584 624	-71 320	1 579 044	1 592 977	-13 933	1 628 561	1 650 601	-22 040
CURRENT + CAPITAL ACCOUNT	:	:	:	:	:	:	:	:	:

5.38.

Reporter: EUR12

Partner: Countries from Central and Eastern Europe

(Mio ECU)

	1992			1993			1994		
	Credit	Debit	Net	Credit	Debit	Net	Credit	Debit	Net
GOODS	29 156	27 692	1 464	34 053	28 437	5 617	40 923	35 182	5 740
SERVICES	3 833	4 912	-1 079	3 907	5 097	-1 190	4 239	5 790	-1 551
Transportation	1 584	2 010	-426	1 390	1 852	-462	1 396	2 304	-908
Sea transport	353	493	-139	344	470	-126	289	509	-221
Air transport	468	422	46	508	445	64	519	461	58
Other transportation	763	1 096	-333	538	938	-400	588	1 334	-746
Travel	659	1 262	-603	809	1 411	-602	796	1 533	-737
Other services	1 333	1 490	-158	1 477	1 687	-211	1 947	1 891	56
Communications services	88	134	-46	53	103	-50	69	130	-62
Construction services	184	392	-209	177	416	-240	281	435	-153
Insurance services	44	35	9	56	39	18	96	46	49
Financial services	78	45	34	106	47	59	98	45	53
Computer and information services	41	27	14	50	32	18	49	25	24
Royalties and licence fees	37	26	11	64	37	27	65	36	30
Other business services	785	708	78	887	860	26	1 181	984	197
Personal, cultural and recreational	51	71	-20	59	82	-23	65	91	-26
Government services, n i e	24	53	-29	25	72	-47	43	99	-56
Services not allocated	258	149	108	231	146	85	99	62	38
INCOME	2 396	1 835	561	2 182	2 930	-747	2 278	2 856	-578
Compensation of employees	40	1 240	-1 200	55	1 683	-1 628	57	1 706	-1 649
Investment Income	2 357	596	1 761	2 128	1 247	881	2 221	1 150	1 071
CURRENT TRANSFERS	639	2 769	-2 130	820	2 657	-1 837	832	2 855	-2 024
CURRENT ACCOUNT	36 024	37 209	-1 184	40 963	39 120	1 842	48 271	46 684	1 588
CURRENT + CAPITAL ACCOUNT	:	:	:	:	:	:	:	:	:

5.39.

Reporter: EUR12

Partner: North American Free Trade Association

(Mio ECU)

	1992			1993			1994		
	Credit	Debit	Net	Credit	Debit	Net	Credit	Debit	Net
GOODS	93 269	99 383	-6 113	103 394	99 420	3 973	114 428	107 159	7 269
SERVICES	62 954	54 578	8 376	67 952	58 404	9 548	67 955	59 987	7 968
Transportation	16 004	12 328	3 676	17 484	12 654	4 830	18 031	13 497	4 534
Sea transport	7 777	5 577	2 200	8 727	5 569	3 158	9 243	6 177	3 066
Air transport	6 708	5 660	1 047	6 854	5 858	996	6 725	6 118	608
Other transportation	1 519	1 091	428	1 904	1 227	677	2 063	1 202	861
Travel	12 997	12 875	122	13 723	13 811	-88	14 242	14 753	-511
Other services	30 844	27 408	3 437	34 067	30 187	3 880	34 582	31 192	3 390
Communications services	1 220	917	303	1 053	799	254	1 048	924	124
Construction services	1 064	660	404	1 176	723	453	1 356	746	611
Insurance services	1 681	1 180	501	2 201	1 096	1 106	2 675	1 613	1 062
Financial services	5 805	4 229	1 577	6 866	5 575	1 292	5 610	4 028	1 582
Computer and information services	615	979	-364	905	1 317	-412	1 360	1 892	-532
Royalties and licence fees	2 487	6 472	-3 985	2 743	6 485	-3 742	2 973	6 996	-4 024
Other business services	9 290	9 547	-257	11 382	10 446	936	12 036	11 085	951
Personal, cultural and recreational	847	1 879	-1 033	934	2 141	-1 206	980	2 164	-1 185
Government services, n i e	7 834	1 543	6 291	6 806	1 606	5 200	6 545	1 743	4 801
Services not allocated	3 109	1 968	1 141	2 678	1 752	926	1 100	545	555
INCOME	64 944	56 883	8 061	71 905	65 099	6 806	63 918	57 495	6 423
Compensation of employees	727	1 566	-838	774	1 767	-993	598	1 036	-438
Investment Income	64 216	55 318	8 899	71 130	63 331	7 799	63 319	56 459	6 860
CURRENT TRANSFERS	5 168	6 874	-1 705	4 626	6 093	-1 467	4 865	6 293	-1 428
CURRENT ACCOUNT	226 335	217 718	8 617	247 877	229 016	18 861	251 166	230 935	20 232
CURRENT + CAPITAL ACCOUNT	:	:	:	:	:	:	:	:	:

5.40.
Reporter: EUR12
Partner: African, Caribbean and Pacific Countries

(Mio ECU)

	1992			1993			1994		
	Credit	Debit	Net	Credit	Debit	Net	Credit	Debit	Net
GOODS	16 230	18 080	-1 850	17 163	17 422	-260	17 519	19 700	-2 181
SERVICES	3 488	4 631	-1 142	3 007	5 022	-2 015	3 119	5 283	-2 164
Transportation	1 363	1 784	-421	1 524	1 860	-337	1 621	1 975	-353
Sea transport	587	813	-226	565	872	-307	643	972	-329
Air transport	627	697	-70	735	718	17	780	685	96
Other transportation	149	274	-125	224	271	-47	198	318	-120
Travel	865	1 353	-489	901	1 523	-622	956	1 766	-809
Other services	962	1 236	-275	316	1 390	-1 074	443	1 477	-1 034
Communications services	39	118	-79	36	160	-124	33	205	-172
Construction services	797	157	640	950	151	799	1 034	151	883
Insurance services	62	27	35	67	24	43	81	51	30
Financial services	102	39	62	104	31	73	90	46	44
Computer and information services	28	23	4	31	33	-2	11	7	4
Royalties and licence fees	79	17	62	84	41	44	95	33	62
Other business services	-591	396	-987	-1 384	420	-1 804	-1 396	436	-1 832
Personal, cultural and recreational	88	42	46	101	46	54	107	42	65
Government services, n i e	359	416	-57	327	484	-157	388	506	-118
Services not allocated	299	257	43	266	248	18	98	65	33
INCOME	5 993	4 602	1 390	6 474	4 206	2 268	5 475	3 817	1 657
Compensation of employees	435	354	81	482	347	135	418	127	291
Investment Income	5 557	4 248	1 309	5 992	3 859	2 134	5 057	3 690	1 366
CURRENT TRANSFERS	333	5 069	-4 736	349	4 547	-4 198	304	4 639	-4 335
CURRENT ACCOUNT	26 044	32 382	-6 338	26 992	31 197	-4 205	26 416	33 440	-7 023
CURRENT + CAPITAL ACCOUNT	:	:	:	:	:	:	:	:	:

5.41.
Reporter: EUR12
Partner: Organisation of Petroleum Exporting countries

(Mio ECU)

	1992			1993			1994		
	Credit	Debit	Net	Credit	Debit	Net	Credit	Debit	Net
GOODS	40 503	36 274	4 229	38 644	35 001	3 644	36 417	34 274	2 143
SERVICES	7 085	6 329	756	6 396	6 556	-160	6 397	6 283	114
Transportation	1 850	2 628	-779	2 042	2 761	-718	2 125	2 659	-534
Sea transport	614	1 647	-1 033	645	1 732	-1 087	738	1 703	-965
Air transport	921	735	186	1 046	801	245	1 022	773	249
Other transportation	315	246	69	351	228	123	364	183	182
Travel	1 596	702	893	1 685	714	971	1 588	776	812
Other services	3 172	2 566	606	2 243	2 693	-450	2 505	2 764	-259
Communications services	92	87	5	55	70	-14	60	67	-7
Construction services	1 690	569	1 121	1 937	523	1 415	1 966	626	1 340
Insurance services	61	85	-23	66	80	-14	99	86	13
Financial services	209	86	123	202	96	106	173	105	68
Computer and information services	49	22	27	37	27	10	31	37	-5
Royalties and licence fees	68	8	60	83	12	71	95	20	75
Other business services	697	1 521	-824	-457	1 694	-2 151	-215	1 667	-1 882
Personal, cultural and recreational	158	27	131	164	30	134	167	31	136
Government services, n i e	147	160	-13	156	162	-6	129	125	4
Services not allocated	468	433	35	426	389	37	179	85	95
INCOME	5 040	8 090	-3 050	5 140	6 631	-1 490	4 912	5 893	-981
Compensation of employees	151	205	-54	165	200	-36	140	99	42
Investment Income	4 889	7 885	-2 996	4 976	6 431	-1 455	4 771	5 794	-1 023
CURRENT TRANSFERS	662	1 241	-579	595	1 089	-493	578	1 102	-523
CURRENT ACCOUNT	53 291	51 935	1 356	50 776	49 277	1 500	48 304	47 552	752
CURRENT + CAPITAL ACCOUNT	:	:	:	:	:	:	:	:	:

5.42.

Reporter: EUR12

Partner: Mediterranean Basin Countries

(Mio ECU)

	1992			1993			1994		
	Credit	Debit	Net	Credit	Debit	Net	Credit	Debit	Net
GOODS	47 447	44 328	3 120	53 248	43 063	10 184	55 671	45 753	9 918
SERVICES	8 437	13 034	-4 597	9 280	14 061	-4 781	9 358	14 226	-4 868
Transportation	2 785	4 755	-1 970	3 094	5 163	-2 070	3 301	5 457	-2 156
Sea transport	1 073	2 280	-1 207	1 056	2 473	-1 418	1 187	2 674	-1 488
Air transport	1 304	1 933	-629	1 589	2 104	-515	1 627	2 173	-547
Other transportation	407	541	-134	449	586	-137	488	610	-122
Travel	1 376	4 905	-3 529	1 657	5 145	-3 488	1 556	5 235	-3 679
Other services	3 312	2 917	395	3 648	3 281	368	4 141	3 345	796
Communications services	188	543	-354	63	330	-267	79	411	-332
Construction services	640	262	379	733	309	424	792	393	399
Insurance services	102	60	42	113	68	45	180	82	98
Financial services	283	130	154	322	153	169	253	138	114
Computer and information services	35	24	11	42	37	6	55	36	19
Royalties and licence fees	128	35	94	126	48	78	130	65	66
Other business services	1 736	1 264	472	2 029	1 474	555	2 402	1 524	878
Personal, cultural and recreational	84	341	-258	92	510	-418	112	430	-318
Government services, n i e	116	259	-143	128	352	-223	137	266	-128
Services not allocated	963	457	506	882	472	409	360	188	171
INCOME	6 063	3 199	2 863	5 774	3 346	2 428	4 853	2 824	2 028
Compensation of employees	221	454	-233	241	351	-109	225	195	30
Investment Income	5 842	2 746	3 096	5 533	2 996	2 537	4 628	2 630	1 998
CURRENT TRANSFERS	576	7 930	-7 354	532	8 204	-7 672	451	8 655	-8 204
CURRENT ACCOUNT	62 523	68 491	-5 968	68 835	68 675	159	70 333	71 457	-1 125
CURRENT + CAPITAL ACCOUNT	:	:	:	:	:	:	:	:	:

5.43.

Reporter: EUR12

Partner: Maghreb Countries

(Mio ECU)

	1992			1993			1994		
	Credit	Debit	Net	Credit	Debit	Net	Credit	Debit	Net
GOODS	13 047	12 158	888	12 737	11 999	739	14 100	12 117	1 983
SERVICES	3 005	4 644	-1 639	3 393	5 052	-1 659	3 303	4 825	-1 522
Transportation	759	1 462	-703	862	1 633	-772	898	1 587	-688
Sea transport	272	623	-350	275	662	-387	306	678	-372
Air transport	355	702	-346	430	790	-360	436	761	-325
Other transportation	131	137	-6	157	181	-24	157	148	9
Travel	600	2 440	-1 840	606	2 555	-1 948	645	2 487	-1 843
Other services	1 154	502	652	1 482	603	879	1 595	691	903
Communications services	23	52	-29	34	75	-41	26	89	-64
Construction services	251	41	209	322	50	272	360	71	289
Insurance services	30	27	4	37	33	4	66	35	32
Financial services	102	24	78	87	30	57	76	26	51
Computer and information services	5	11	-6	12	8	3	9	3	6
Royalties and licence fees	21	6	15	17	8	9	22	11	11
Other business services	597	212	385	815	246	568	862	293	568
Personal, cultural and recreational	36	60	-24	47	69	-22	42	69	-27
Government services, n i e	89	69	20	112	82	29	131	94	37
Services not allocated	493	240	253	443	261	182	165	60	105
INCOME	1 859	879	980	1 914	901	1 013	1 654	717	937
Compensation of employees	109	132	-23	118	129	-10	104	34	69
Investment Income	1 750	747	1 003	1 796	772	1 023	1 550	682	868
CURRENT TRANSFERS	221	2 003	-1 782	150	1 629	-1 478	119	1 767	-1 647
CURRENT ACCOUNT	18 132	19 685	-1 553	18 195	19 581	-1 385	19 175	19 425	-250
CURRENT + CAPITAL ACCOUNT	:	:	:	:	:	:	:	:	:

5.44.
Reporter: EUR12
Partner: Mashrek Countries

(Mio ECU)

	1992			1993			1994		
	Credit	Debit	Net	Credit	Debit	Net	Credit	Debit	Net
GOODS	6 890	4 180	2 710	8 235	4 110	4 125	9 269	4 549	4 720
SERVICES	1 371	1 832	-460	1 577	1 950	-373	1 679	2 126	-447
Transportation	413	692	-279	435	780	-345	480	825	-345
Sea transport	145	331	-186	122	423	-302	172	475	-303
Air transport	227	317	-90	270	303	-33	262	303	-41
Other transportation	41	44	-3	43	54	-11	45	47	-2
Travel	211	634	-423	274	566	-291	294	682	-388
Other services	590	459	131	720	558	162	845	599	246
Communications services	16	53	-36	7	99	-93	8	73	-64
Construction services	98	51	47	166	64	102	170	100	70
Insurance services	21	8	12	15	10	5	24	14	10
Financial services	55	31	24	61	38	24	53	33	20
Computer and information services	12	2	10	6	6	0	6	5	1
Royalties and licence fees	12	3	9	13	4	9	20	3	16
Other business services	355	248	107	424	262	162	531	295	236
Personal, cultural and recreational	13	24	-11	18	32	-14	21	27	-6
Government services, n i e	9	39	-30	10	43	-33	11	48	-38
Services not allocated	157	47	110	148	46	102	60	20	40
INCOME	1 637	782	855	1 556	812	744	1 228	724	504
Compensation of employees	46	61	-15	51	62	-11	52	33	19
Investment Income	1 591	721	870	1 505	751	755	1 176	691	485
CURRENT TRANSFERS	60	366	-306	59	358	-300	62	377	-315
CURRENT ACCOUNT	9 959	7 160	2 799	11 427	7 230	4 196	12 238	7 775	4 462
CURRENT + CAPITAL ACCOUNT	:	:	:	:	:	:	:	:	:

5.45.
Reporter: EUR12
Partner: Core Newly Industrialising Countries

(Mio ECU)

	1992			1993			1994		
	Credit	Debit	Net	Credit	Debit	Net	Credit	Debit	Net
GOODS	28 716	32 595	-3 879	34 007	34 236	-229	39 974	36 561	3 413
SERVICES	7 172	7 452	-280	8 367	8 362	5	8 226	8 133	93
Transportation	2 265	3 315	-1 050	2 552	3 471	-919	2 903	3 275	-373
Sea transport	1 082	1 829	-747	1 251	1 924	-673	1 466	1 743	-277
Air transport	972	1 165	-193	1 071	1 217	-145	1 168	1 221	-54
Other transportation	211	321	-110	230	330	-101	269	311	-42
Travel	619	752	-133	783	886	-102	884	1 170	-286
Other services	3 677	3 003	674	4 448	3 714	734	4 218	3 598	620
Communications services	201	226	-25	151	211	-60	143	198	-55
Construction services	180	170	11	264	177	86	210	270	-60
Insurance services	52	54	-2	72	51	21	151	72	79
Financial services	1 217	909	308	1 495	1 303	191	1 147	905	242
Computer and information services	8	13	-5	12	28	-16	18	35	-17
Royalties and licence fees	158	54	104	183	87	97	188	104	84
Other business services	1 519	1 345	174	1 905	1 612	293	2 048	1 924	124
Personal, cultural and recreational	273	43	229	278	65	213	279	76	204
Government services, n i e	69	189	-120	88	179	-91	34	14	20
Services not allocated	611	382	229	584	291	293	222	90	132
INCOME	11 022	10 214	808	10 803	8 989	1 814	10 572	8 146	2 425
Compensation of employees	64	149	-85	68	152	-83	71	77	-6
Investment Income	10 958	10 065	893	10 735	8 837	1 897	10 501	8 069	2 432
CURRENT TRANSFERS	430	436	-6	406	569	-163	308	536	-228
CURRENT ACCOUNT	47 340	50 697	-3 357	53 583	52 156	1 427	59 080	53 376	5 704
CURRENT + CAPITAL ACCOUNT	:	:	:	:	:	:	:	:	:

5.46.

Reporter: EUR12

Partner: Asian NICs of the second wave of industrialisation

(Mio ECU)

	1992			1993			1994		
	Credit	Debit	Net	Credit	Debit	Net	Credit	Debit	Net
GOODS	8 315	10 777	-2 462	10 035	11 581	-1 546	12 450	13 089	-639
SERVICES	1 794	2 293	-499	1 923	2 658	-735	2 078	3 106	-1 028
Transportation	834	979	-145	764	1 168	-404	835	1 206	-371
Sea transport	242	279	-37	119	375	-256	141	385	-244
Air transport	519	639	-119	569	733	-164	619	773	-154
Other transportation	73	61	12	76	60	17	75	48	27
Travel	159	638	-479	170	752	-581	217	952	-735
Other services	625	556	69	831	628	203	966	920	46
Communications services	45	75	-30	31	68	-37	23	104	-81
Construction services	97	47	50	116	88	28	176	238	-62
Insurance services	25	9	16	57	12	45	52	12	40
Financial services	66	12	54	82	23	59	103	35	68
Computer and information services	2	2	0	7	4	3	9	10	-1
Royalties and licence fees	27	15	12	49	28	21	74	49	25
Other business services	288	309	-21	430	324	105	447	413	34
Personal, cultural and recreational	21	21	-1	30	25	5	48	33	16
Government services, n i e	55	66	-11	29	55	-26	33	26	7
Services not allocated	175	120	55	158	110	47	61	29	32
INCOME	1 288	678	610	1 183	645	538	1 108	583	526
Compensation of employees	32	49	-17	27	53	-25	28	33	-6
Investment Income	1 257	630	627	1 156	592	564	1 081	549	531
CURRENT TRANSFERS	48	400	-352	74	397	-323	109	413	-304
CURRENT ACCOUNT	11 445	14 148	-2 702	13 215	15 281	-2 066	15 746	17 191	-1 445
CURRENT + CAPITAL ACCOUNT	:	:	:	:	:	:	:	:	:

5.47.

Reporter: EUR12

Partner: Latin American NICs of the second wave of industrialisation

(Mio ECU)

	1992			1993			1994		
	Credit	Debit	Net	Credit	Debit	Net	Credit	Debit	Net
GOODS	16 038	15 776	262	18 214	14 605	3 609	21 625	16 223	5 403
SERVICES	3 722	3 061	661	3 910	3 184	727	4 143	3 397	746
Transportation	1 431	1 437	-6	1 443	1 422	21	1 625	1 522	103
Sea transport	603	704	-101	542	723	-182	622	837	-215
Air transport	639	601	38	703	573	131	785	562	223
Other transportation	189	132	57	198	126	72	217	123	94
Travel	613	593	20	649	660	-11	743	677	66
Other services	1 342	875	467	1 526	953	572	1 614	1 070	543
Communications services	32	55	-23	27	49	-22	39	78	-40
Construction services	230	65	166	197	81	116	210	67	143
Insurance services	130	23	107	157	23	134	225	51	174
Financial services	140	39	101	222	47	175	142	63	80
Computer and information services	7	6	2	16	8	8	13	6	6
Royalties and licence fees	152	15	137	171	23	148	200	23	177
Other business services	498	522	-23	584	556	28	669	612	57
Personal, cultural and recreational	51	35	16	49	33	17	46	32	14
Government services, n i e	101	117	-15	102	133	-32	70	138	-69
Services not allocated	336	156	181	293	148	145	161	127	33
INCOME	6 048	1 151	4 897	7 384	1 134	6 249	6 141	1 227	4 914
Compensation of employees	90	115	-26	86	106	-20	93	80	13
Investment Income	5 958	1 036	4 923	7 298	1 029	6 269	6 048	1 147	4 901
CURRENT TRANSFERS	353	821	-469	339	1 060	-721	373	874	-502
CURRENT ACCOUNT	26 160	20 809	5 351	29 847	19 983	9 864	32 281	21 720	10 561
CURRENT + CAPITAL ACCOUNT	:	:	:	:	:	:	:	:	:

5.48.
Reporter: EUR12
Partner: Countries of the Association of South-East Asian Nations

(Mio ECU)

	1992			1993			1994		
	Credit	Debit	Net	Credit	Debit	Net	Credit	Debit	Net
GOODS	19 055	22 184	-3 130	22 310	24 430	-2 120	27 079	26 854	225
SERVICES	5 118	5 805	-687	5 619	6 864	-1 245	5 621	6 980	-1 359
Transportation	1 667	2 065	-398	1 835	2 290	-455	2 047	2 377	-330
Sea transport	517	769	-252	521	967	-445	655	1 042	-387
Air transport	965	1 117	-152	1 070	1 165	-95	1 124	1 197	-73
Other transportation	185	179	6	244	158	86	267	138	129
Travel	440	1 086	-646	464	1 327	-862	617	1 647	-1 030
Other services	2 592	2 376	216	2 939	2 987	-49	2 806	2 888	-82
Communications services	122	159	-38	103	166	-62	94	162	-67
Construction services	253	198	55	350	286	63	394	477	-82
Insurance services	44	36	8	77	35	42	82	47	35
Financial services	985	806	179	1 293	1 172	120	937	759	178
Computer and information services	12	7	6	19	16	2	12	26	-14
Royalties and licence fees	109	34	75	128	61	67	146	80	66
Other business services	711	937	-227	606	1 044	-438	804	1 198	-394
Personal, cultural and recreational	264	39	225	269	53	216	270	65	205
Government services, n i e	93	160	-67	94	153	-58	66	74	-7
Services not allocated	419	278	141	381	260	121	151	68	83
INCOME	6 896	5 467	1 429	6 838	4 980	1 857	6 819	4 572	2 247
Compensation of employees	70	133	-63	69	138	-69	69	74	-4
Investment Income	6 826	5 334	1 492	6 769	4 842	1 927	6 750	4 499	2 251
CURRENT TRANSFERS	138	749	-611	163	779	-616	214	777	-564
CURRENT ACCOUNT	31 206	34 205	-2 999	34 930	37 054	-2 124	39 734	39 184	550
CURRENT + CAPITAL ACCOUNT	:	:	:	:	:	:	:	:	:

5.49.
Reporter: EUR12
Partner: Community of Independant States

(Mio ECU)

	1992			1993			1994		
	Credit	Debit	Net	Credit	Debit	Net	Credit	Debit	Net
GOODS	12 843	16 124	-3 280	14 175	17 084	-2 909	15 137	20 229	-5 092
SERVICES	1 921	2 449	-528	1 572	2 900	-1 328	1 620	3 547	-1 927
Transportation	645	1 714	-1 068	729	1 962	-1 232	679	2 357	-1 677
Sea transport	180	853	-673	293	1 025	-731	226	1 107	-881
Air transport	318	362	-44	326	433	-107	315	404	-89
Other transportation	148	499	-351	110	504	-394	138	845	-707
Travel	98	242	-144	156	237	-82	278	234	43
Other services	1 107	370	737	630	582	47	638	923	-286
Communications services	20	18	2	34	33	1	35	39	-4
Construction services	476	61	415	517	128	389	718	350	368
Insurance services	19	20	-1	17	23	-6	15	26	-10
Financial services	91	7	85	91	11	80	91	15	76
Computer and information services	9	5	4	7	8	-1	10	5	5
Royalties and licence fees	9	5	4	49	10	39	30	14	17
Other business services	-141	215	-355	-403	319	-722	-351	410	-761
Personal, cultural and recreational	7	13	-6	10	15	-5	13	15	-3
Government services, n i e	616	26	590	308	35	273	76	50	27
Services not allocated	70	123	-52	57	119	-62	25	32	-7
INCOME	1 269	-321	1 590	2 384	434	1 950	2 416	530	1 886
Compensation of employees	19	39	-20	20	48	-28	23	49	-26
Investment Income	1 250	-360	1 610	2 364	386	1 978	2 394	481	1 912
CURRENT TRANSFERS	88	2 251	-2 163	129	2 491	-2 362	105	2 286	-2 180
CURRENT ACCOUNT	16 122	20 503	-4 381	18 260	22 908	-4 648	19 279	26 592	-7 313
CURRENT + CAPITAL ACCOUNT	:	:	:	:	:	:	:	:	:

6.1.
Reporter: BLEU
Partner: World

	<i>(Mio ECU)</i>								
	1992			1993			1994		
	Credit	Debit	Net	Credit	Debit	Net	Credit	Debit	Net
GOODS	93 244	90 365	2 879	93 770	88 731	5 039	103 260	97 520	5 740
SERVICES	25 313	23 249	2 065	27 651	25 061	2 591	31 655	28 640	3 015
Transportation	7 195	6 199	996	7 421	6 113	1 308	8 129	6 475	1 654
Sea transport	3 473	3 032	441	3 582	2 990	592	3 924	3 167	757
Air transport	1 043	876	167	1 075	864	212	1 178	915	263
Other transportation	2 680	2 291	388	2 764	2 259	505	3 028	2 393	635
Travel	3 177	5 160	-1 983	3 477	5 439	-1 962	4 327	6 498	-2 171
Other services	14 941	11 889	3 052	16 753	13 508	3 245	19 199	15 667	3 532
Communications services	400	210	190	437	226	210	500	259	241
Construction services	503	581	-78	572	446	125	616	465	151
Insurance services	973	891	83	1 109	965	143	1 217	1 030	187
Financial services	2 036	1 238	798	3 145	1 839	1 306	4 600	3 578	1 022
Computer and information services	429	340	89	468	366	102	536	418	118
Royalties and licence fees	665	985	-320	847	1 191	-344	901	1 283	-382
Other business services	7 554	6 719	835	7 477	7 260	217	8 178	7 549	629
Personal, cultural and recreational	562	403	159	728	688	40	568	446	122
Government services, n i e	1 820	522	1 297	1 971	526	1 445	2 083	640	1 443
Services not allocated	0	0	0	0	0	0	0	0	0
INCOME	68 070	65 870	2 200	70 756	66 631	4 125	75 421	71 027	4 394
Compensation of employees	2 675	1 166	1 509	2 880	1 308	1 572	2 964	1 438	1 526
Investment Income	65 396	64 704	692	67 876	65 323	2 553	72 457	69 589	2 869
CURRENT TRANSFERS	4 665	6 789	-2 124	5 091	7 426	-2 335	5 460	8 278	-2 818
CURRENT ACCOUNT	191 292	186 272	5 020	197 269	187 848	9 421	215 797	205 465	10 331
CURRENT + CAPITAL ACCOUNT	191 699	186 507	5 192	197 712	188 105	9 608	216 273	205 752	10 521

6.2.
Reporter: BLEU
Partner: Intra EUR15

	<i>(Mio ECU)</i>								
	1992			1993			1994		
	Credit	Debit	Net	Credit	Debit	Net	Credit	Debit	Net
GOODS	74 129	66 959	7 169	72 362	64 591	7 772	79 427	71 117	8 310
SERVICES	16 985	16 119	866	18 638	16 993	1 645	21 982	19 073	2 908
Transportation	4 949	4 242	706	5 108	3 979	1 129	5 577	4 152	1 425
Sea transport	2 389	2 075	314	2 465	1 946	519	2 692	2 031	661
Air transport	717	599	118	740	562	178	808	587	221
Other transportation	1 843	1 568	275	1 902	1 470	432	2 077	1 534	543
Travel	2 553	4 124	-1 571	2 620	3 960	-1 339	3 397	4 564	-1 167
Other services	9 484	7 752	1 731	10 910	9 055	1 855	13 008	10 357	2 651
Communications services	268	146	123	294	153	141	347	172	175
Construction services	349	507	-159	369	374	-5	414	424	-10
Insurance services	736	649	87	853	724	128	955	761	194
Financial services	668	605	63	1 324	1 112	212	2 520	2 376	144
Computer and information services	288	235	52	315	248	67	372	278	94
Royalties and licence fees	387	443	-57	525	561	-36	537	623	-86
Other business services	5 085	4 580	506	5 083	4 968	115	5 759	5 017	742
Personal, cultural and recreational	317	254	63	629	560	69	462	324	137
Government services, n i e	1 386	333	1 054	1 517	354	1 163	1 643	382	1 261
Services not allocated	0	0	0	0	0	0	0	0	0
INCOME	48 893	43 826	5 067	52 395	45 712	6 684	56 073	49 380	6 693
Compensation of employees	2 525	1 166	1 359	2 728	1 308	1 420	2 836	1 438	1 398
Investment Income	46 368	42 660	3 708	49 667	44 404	5 263	53 237	47 941	5 295
CURRENT TRANSFERS	3 564	4 947	-1 383	3 854	5 418	-1 564	4 193	6 042	-1 849
CURRENT ACCOUNT	143 571	131 851	11 720	147 250	132 714	14 536	161 675	145 613	16 062
CURRENT + CAPITAL ACCOUNT	:	:	:	:	:	:	:	:	:

6.3.

Reporter: BLEU

Partner: Extra EUR15

(Mio ECU)

	1992			1993			1994		
	Credit	Debit	Net	Credit	Debit	Net	Credit	Debit	Net
GOODS	21 300	25 767	-4 466	23 001	25 479	-2 478	24 796	26 847	-2 050
SERVICES	7 167	6 576	591	7 802	7 575	226	8 301	8 762	-461
Transportation	2 135	1 734	401	2 172	1 910	262	2 343	2 028	315
Sea transport	1 030	848	182	1 048	934	114	1 131	992	139
Air transport	309	245	64	315	270	45	340	287	53
Other transportation	795	641	154	809	706	103	873	749	123
Travel	476	872	-397	707	1 274	-567	753	1 692	-940
Other services	4 556	3 970	587	4 923	4 391	532	5 205	5 042	163
Communications services	113	60	54	123	69	55	131	79	52
Construction services	141	73	68	189	72	117	188	40	148
Insurance services	235	223	13	256	220	35	261	244	16
Financial services	637	630	7	967	809	158	1 198	1 198	1
Computer and information services	122	96	25	132	111	22	141	128	13
Royalties and licence fees	276	541	-265	319	629	-310	361	660	-299
Other business services	2 409	2 054	354	2 324	2 159	165	2 364	2 346	18
Personal, cultural and recreational	190	103	87	159	150	9	125	89	36
Government services, n i e	433	190	243	454	172	282	436	258	178
Services not allocated	0	0	0	0	0	0	0	0	0
INCOME	16 427	18 221	-1 794	17 627	17 025	601	17 641	16 824	817
Compensation of employees	150	0	150	152	0	152	127	0	127
Investment Income	15 277	18 221	-1 944	17 475	17 025	449	17 514	16 824	690
CURRENT TRANSFERS	1 074	1 520	-445	1 213	1 688	-475	1 215	1 881	-666
CURRENT ACCOUNT	45 968	52 083	-6 115	49 643	51 768	-2 125	51 953	54 314	-2 361
CURRENT + CAPITAL ACCOUNT	:	:	:	:	:	:	:	:	:

6.4.

Reporter: BLEU

Partner: Intra EUR12

(Mio ECU)

	1992			1993			1994		
	Credit	Debit	Net	Credit	Debit	Net	Credit	Debit	Net
GOODS	70 897	64 200	6 697	68 905	61 842	7 063	74 556	67 421	7 135
SERVICES	16 296	15 395	901	17 936	16 358	1 578	21 119	18 370	2 750
Transportation	4 715	4 040	675	4 856	3 790	1 066	5 280	3 984	1 296
Sea transport	2 276	1 976	300	2 344	1 854	490	2 548	1 949	600
Air transport	683	571	112	704	536	168	765	563	202
Other transportation	1 756	1 493	263	1 808	1 401	408	1 966	1 472	494
Travel	2 509	3 986	-1 476	2 576	3 843	-1 267	3 355	4 453	-1 098
Other services	9 072	7 370	1 702	10 504	8 725	1 779	12 485	9 933	2 552
Communications services	257	139	118	283	148	135	333	166	167
Construction services	342	506	-164	364	373	-9	407	421	-14
Insurance services	678	574	104	805	674	131	897	693	204
Financial services	641	582	59	1 275	1 075	201	2 481	2 315	166
Computer and information services	276	225	51	304	239	65	357	268	89
Royalties and licence fees	374	433	-60	509	552	-43	517	605	-88
Other business services	4 831	4 338	494	4 859	4 769	89	5 428	4 775	653
Personal, cultural and recreational	301	251	50	610	555	54	444	320	124
Government services, n i e	1 371	321	1 050	1 497	340	1 157	1 622	371	1 252
Services not allocated	0	0	0	0	0	0	0	0	0
INCOME	46 069	42 571	3 498	49 514	44 356	5 158	53 756	48 248	5 508
Compensation of employees	2 525	1 166	1 359	2 728	1 308	1 420	2 836	1 438	1 398
Investment Income	43 544	41 405	2 139	46 785	43 048	3 737	50 919	46 810	4 109
CURRENT TRANSFERS	3 426	4 776	-1 350	3 732	5 285	-1 553	4 053	5 844	-1 791
CURRENT ACCOUNT	136 688	126 942	9 746	140 087	127 841	12 246	153 484	139 882	13 602
CURRENT + CAPITAL ACCOUNT	:	:	:	:	:	:	:	:	:

6.5.

Reporter: BLEU

Partner: Extra EUR12

	(Mio ECU)								
	1992			1993			1994		
	Credit	Debit	Net	Credit	Debit	Net	Credit	Debit	Net
GOODS	24 532	28 526	-3 994	26 459	28 228	-1 769	29 667	30 543	-876
SERVICES	7 856	7 300	556	8 504	8 211	293	9 163	9 466	-303
Transportation	2 368	1 936	432	2 424	2 099	325	2 641	2 196	445
Sea transport	1 143	947	196	1 170	1 027	143	1 275	1 074	200
Air transport	343	274	70	351	297	55	383	310	72
Other transportation	882	716	166	903	776	127	983	812	172
Travel	519	1 011	-492	752	1 391	-640	794	1 803	-1 009
Other services	4 968	4 353	616	5 328	4 721	608	5 728	5 467	262
Communications services	124	66	58	134	74	60	145	86	59
Construction services	147	75	73	194	73	121	196	44	152
Insurance services	293	298	-4	304	271	33	319	312	7
Financial services	664	653	11	1 015	846	169	1 238	1 259	-21
Computer and information services	133	107	26	144	120	24	155	138	17
Royalties and licence fees	289	551	-263	335	638	-303	381	677	-297
Other business services	2 663	2 296	367	2 548	2 358	191	2 696	2 588	108
Personal, cultural and recreational	206	106	100	178	155	24	143	94	49
Government services, n i e	448	201	247	475	186	289	456	269	187
Services not allocated	0	0	0	0	0	0	0	0	0
INCOME	19 251	19 476	-225	20 508	18 381	2 127	19 959	17 956	2 003
Compensation of employees	150	0	150	152	0	152	127	0	127
Investment Income	19 101	19 476	-374	20 356	18 381	1 975	19 831	17 956	1 875
CURRENT TRANSFERS	1 213	1 691	-478	1 335	1 821	-486	1 355	2 080	-725
CURRENT ACCOUNT	52 852	56 992	-4 141	56 806	56 641	166	60 144	60 045	99
CURRENT + CAPITAL ACCOUNT	:	:	:	:	:	:	:	:	:

6.6.

Reporter: BLEU

Partner: EFTA

	(Mio ECU)								
	1992			1993			1994		
	Credit	Debit	Net	Credit	Debit	Net	Credit	Debit	Net
GOODS	4 537	5 851	-1 314	4 707	5 863	-1 156	5 280	6 327	-1 048
SERVICES	1 634	1 494	140	1 678	1 626	52	1 792	1 892	-100
Transportation	554	373	181	578	367	210	586	379	207
Sea transport	267	182	85	279	180	99	283	185	98
Air transport	80	53	28	84	52	32	85	54	31
Other transportation	206	138	69	215	136	79	218	140	78
Travel	69	188	-119	64	199	-135	73	231	-159
Other services	1 011	933	78	1 036	1 059	-23	1 132	1 282	-149
Communications services	26	14	12	27	15	12	29	17	11
Construction services	12	37	-25	9	22	-13	81	8	73
Insurance services	82	69	13	78	70	8	92	94	-2
Financial services	103	146	-43	217	247	-30	220	357	-137
Computer and information services	28	22	6	29	24	5	31	28	3
Royalties and licence fees	51	56	-5	46	84	-39	94	90	4
Other business services	646	557	89	554	540	14	532	643	-110
Personal, cultural and recreational	43	21	23	58	44	14	36	17	19
Government services, n i e	20	11	9	19	14	5	18	28	-10
Services not allocated	0	0	0	0	0	0	0	0	0
INCOME	2 674	7 710	-5 036	2 464	6 995	-4 531	2 295	5 171	-2 876
Compensation of employees	:	:	:	:	:	:	:	:	:
Investment Income	2 674	7 710	-5 036	2 464	6 995	-4 531	2 295	5 171	-2 876
CURRENT TRANSFERS	386	251	135	282	273	10	385	415	-30
CURRENT ACCOUNT	9 230	15 305	-6 075	9 133	14 757	-5 625	9 752	13 806	-4 054
CURRENT + CAPITAL ACCOUNT	:	:	:	:	:	:	:	:	:

6.7.

Reporter: BLEU

Partner: Other European Countries

(Mio ECU)

	1992			1993			1994		
	Credit	Debit	Net	Credit	Debit	Net	Credit	Debit	Net
GOODS	1 033	1 244	-212	1 253	1 359	-107	1 425	1 700	-275
SERVICES	211	291	-80	245	390	-145	280	464	-184
Transportation	53	118	-65	63	169	-106	65	174	-109
Sea transport	26	58	-32	31	83	-52	31	85	-54
Air transport	8	17	-9	9	24	-15	9	25	-15
Other transportation	20	43	-24	24	63	-39	24	64	-40
Travel	22	71	-49	28	84	-57	34	103	-69
Other services	136	102	34	154	136	17	181	186	-6
Communications services	3	3	1	4	4	0	4	4	0
Construction services	11	2	8	16	2	14	7	4	3
Insurance services	7	3	4	11	4	7	7	6	1
Financial services	15	3	12	14	7	7	20	6	14
Computer and information services	4	4	-1	4	6	-2	5	7	-2
Royalties and licence fees	9	4	5	16	4	12	23	5	18
Other business services	58	69	-11	52	88	-36	70	126	-57
Personal, cultural and recreational	2	1	2	3	3	0	5	6	0
Government services, n i e	26	12	14	33	18	15	39	22	17
Services not allocated	0	0	0	0	0	0	0	0	0
INCOME	716	414	302	579	408	171	514	359	154
Compensation of employees	:	:	:	:	:	:	:	:	:
Investment Income	716	414	302	579	408	171	514	359	154
CURRENT TRANSFERS	28	56	-28	50	67	-18	46	91	-46
CURRENT ACCOUNT	1 988	2 005	-17	2 126	2 225	-99	2 264	2 615	-351
CURRENT + CAPITAL ACCOUNT	:	:	:	:	:	:	:	:	:

6.8.

Reporter: BLEU

Partner: Czech Republic

(Mio ECU)

	1992			1993			1994		
	Credit	Debit	Net	Credit	Debit	Net	Credit	Debit	Net
GOODS	151	116	35	141	110	31	163	136	27
SERVICES	15	20	-5	19	24	-4	22	26	-4
Transportation	3	7	-4	4	7	-3	5	7	-1
Sea transport	2	4	-2	2	4	-2	3	3	-1
Air transport	0	1	-1	1	1	0	1	1	0
Other transportation	1	3	-1	1	3	-1	2	2	0
Travel	0	5	-5	0	6	-6	1	8	-8
Other services	11	7	4	15	10	5	16	11	5
Communications services	0	0	0	0	0	0	0	0	0
Construction services	0	0	0	0	0	0	1	0	0
Insurance services	0	0	0	1	0	0	1	0	0
Financial services	1	0	0	2	0	2	1	0	1
Computer and information services	0	0	0	0	0	0	0	0	0
Royalties and licence fees	1	0	1	1	0	1	2	1	1
Other business services	6	5	1	9	8	0	9	7	2
Personal, cultural and recreational	1	0	0	0	0	0	1	0	0
Government services, n i e	1	1	1	1	0	1	2	2	0
Services not allocated	0	0	0	0	0	0	0	0	0
INCOME	21	14	7	29	21	8	15	16	-1
Compensation of employees	:	:	:	:	:	:	:	:	:
Investment Income	21	14	7	29	21	8	15	16	-1
CURRENT TRANSFERS	1	2	-1	2	5	-2	2	5	-3
CURRENT ACCOUNT	188	152	36	192	159	32	203	184	19
CURRENT + CAPITAL ACCOUNT	:	:	:	:	:	:	:	:	:

6.9.
Reporter: BLEU
Partner: Hungary

(Mio ECU)

	1992			1993			1994		
	Credit	Debit	Net	Credit	Debit	Net	Credit	Debit	Net
GOODS	102	98	4	147	93	53	174	115	60
SERVICES	23	23	1	33	32	1	35	41	-6
Transportation	10	10	0	10	11	-1	8	19	-11
Sea transport	5	5	0	5	5	-1	4	9	-6
Air transport	1	1	0	1	2	0	1	3	-2
Other transportation	4	4	0	4	4	0	3	7	-4
Travel	1	5	-4	1	8	-7	1	8	-7
Other services	13	8	5	23	14	9	27	15	12
Communications services	0	0	0	1	0	0	1	0	0
Construction services	0	0	0	0	0	0	0	0	0
Insurance services	0	0	0	1	0	0	1	0	0
Financial services	1	0	1	1	3	-2	1	0	1
Computer and information services	0	0	0	1	0	0	1	1	7
Royalties and licence fees	3	0	2	3	0	3	4	1	3
Other business services	6	6	0	15	8	6	15	11	4
Personal, cultural and recreational	0	0	0	1	0	0	1	0	1
Government services, n i e	1	0	0	1	0	1	3	0	3
Services not allocated	0	0	0	0	0	0	0	0	0
INCOME	70	31	39	54	49	5	58	15	44
Compensation of employees	:	:	:	:	:	:	:	:	:
Investment Income	70	31	39	54	49	5	58	15	44
CURRENT TRANSFERS	1	2	-1	2	3	-1	3	4	-1
CURRENT ACCOUNT	196	155	42	236	178	58	271	175	96
CURRENT + CAPITAL ACCOUNT	:	:	:	:	:	:	:	:	:

6.10.
Reporter: BLEU
Partner: Poland

(Mio ECU)

	1992			1993			1994		
	Credit	Debit	Net	Credit	Debit	Net	Credit	Debit	Net
GOODS	178	151	27	220	190	29	284	234	51
SERVICES	25	37	-11	34	38	-4	35	81	-46
Transportation	5	15	-10	9	22	-13	11	26	-15
Sea transport	3	8	-5	4	11	-6	5	12	-7
Air transport	1	2	-1	1	3	-2	2	4	-2
Other transportation	2	6	-4	3	8	-5	4	9	-5
Travel	0	2	-2	1	3	-2	1	8	-7
Other services	20	19	1	24	13	11	23	48	-24
Communications services	0	0	0	1	0	0	1	1	0
Construction services	0	1	-1	3	0	2	2	0	2
Insurance services	5	1	4	7	2	4	3	4	-1
Financial services	2	0	2	3	0	2	5	1	4
Computer and information services	0	1	0	1	1	0	1	1	-1
Royalties and licence fees	1	1	1	2	0	1	2	1	1
Other business services	5	13	-8	5	7	-2	7	36	-28
Personal, cultural and recreational	0	0	0	0	0	0	0	1	-1
Government services, n i e	5	2	3	3	2	2	3	3	-1
Services not allocated	0	0	0	0	0	0	0	0	0
INCOME	175	98	77	150	87	63	160	77	82
Compensation of employees	:	:	:	:	:	:	:	:	:
Investment Income	175	98	77	150	87	63	160	77	82
CURRENT TRANSFERS	11	15	-4	12	17	-4	15	21	-6
CURRENT ACCOUNT	389	300	89	416	332	84	494	413	80
CURRENT + CAPITAL ACCOUNT	:	:	:	:	:	:	:	:	:

6.11.
Reporter: BLEU
Partner: Russia

(Mio ECU)

	1992			1993			1994		
	Credit	Debit	Net	Credit	Debit	Net	Credit	Debit	Net
GOODS	128	562	-434	168	573	-404	198	694	-496
SERVICES	38	43	-5	41	68	-27	51	76	-25
Transportation	15	28	-13	16	46	-30	14	42	-28
Sea transport	7	14	-7	8	22	-15	7	21	-14
Air transport	2	4	-2	2	6	-4	2	6	-4
Other transportation	6	10	-5	6	17	-11	5	16	-10
Travel	3	2	2	5	2	3	4	2	2
Other services	20	14	6	20	20	0	32	32	1
Communications services	1	0	0	1	1	0	1	1	0
Construction services	6	0	6	5	0	4	3	0	3
Insurance services	0	0	0	1	0	1	1	0	1
Financial services	5	1	3	1	2	-1	5	1	5
Computer and information services	1	1	0	1	1	0	1	1	0
Royalties and licence fees	1	1	0	4	1	2	7	0	7
Other business services	5	9	-4	4	12	-8	9	25	-15
Personal, cultural and recreational	0	0	0	0	1	0	1	1	0
Government services, n i e	2	1	0	3	2	1	3	2	1
Services not allocated	0	0	0	0	0	0	0	0	0
INCOME	206	64	142	164	53	111	101	49	53
Compensation of employees	:	:	:	:	:	:	:	:	:
Investment Income	206	64	142	164	53	111	101	49	53
CURRENT TRANSFERS	1	3	-2	5	5	0	4	6	-2
CURRENT ACCOUNT	374	673	-299	379	699	-321	354	825	-471
CURRENT + CAPITAL ACCOUNT	:	:	:	:	:	:	:	:	:

6.12.
Reporter: BLEU
Partner: Turkey

(Mio ECU)

	1992			1993			1994		
	Credit	Debit	Net	Credit	Debit	Net	Credit	Debit	Net
GOODS	259	161	97	355	180	176	289	206	84
SERVICES	57	86	-29	60	100	-40	63	99	-36
Transportation	9	20	-11	9	19	-10	7	19	-12
Sea transport	4	10	-6	4	9	-5	3	9	-6
Air transport	1	3	-2	1	3	-1	1	3	-2
Other transportation	3	7	-4	3	7	-4	3	7	-4
Travel	12	36	-24	14	43	-29	19	43	-25
Other services	36	30	6	36	38	-2	37	36	1
Communications services	1	1	0	1	1	0	1	1	0
Construction services	0	1	-1	4	0	4	0	0	0
Insurance services	1	1	0	0	1	0	0	1	0
Financial services	3	1	3	4	1	3	3	1	2
Computer and information services	1	1	0	1	1	0	1	1	0
Royalties and licence fees	2	1	1	3	0	2	2	1	1
Other business services	14	20	-6	8	26	-18	12	20	-7
Personal, cultural and recreational	1	0	1	1	1	0	1	2	-1
Government services, n i e	14	5	8	15	7	8	16	9	6
Services not allocated	0	0	0	0	0	0	0	0	0
INCOME	84	62	23	91	39	52	92	48	44
Compensation of employees	:	:	:	:	:	:	:	:	:
Investment Income	84	62	23	91	39	52	92	48	44
CURRENT TRANSFERS	6	24	-18	6	21	-16	7	29	-22
CURRENT ACCOUNT	405	332	73	511	340	171	451	381	70
CURRENT + CAPITAL ACCOUNT	:	:	:	:	:	:	:	:	:

6.13.
Reporter: BLEU
Partner: Africa

	<i>(Mio ECU)</i>								
	1992			1993			1994		
	Credit	Debit	Net	Credit	Debit	Net	Credit	Debit	Net
GOODS	1 219	1 443	-225	1 141	1 621	-480	1 167	1 896	-729
SERVICES	688	448	240	599	394	205	540	366	174
Transportation	170	157	13	152	155	-3	120	142	-22
Sea transport	82	77	5	73	76	-2	58	70	-12
Air transport	25	22	2	22	22	0	17	20	-3
Other transportation	63	58	5	57	57	-1	45	53	-8
Travel	47	71	-24	54	71	-18	54	84	-30
Other services	471	220	251	393	167	226	365	139	226
Communications services	11	4	7	9	4	6	9	3	5
Construction services	55	12	43	47	16	31	27	6	21
Insurance services	17	5	12	9	6	4	16	4	12
Financial services	38	12	26	33	10	23	36	18	18
Computer and information services	12	7	5	10	6	4	9	5	4
Royalties and licence fees	12	3	9	16	4	11	13	3	9
Other business services	256	146	109	193	89	105	182	70	112
Personal, cultural and recreational	4	4	0	4	3	1	5	3	1
Government services, n i e	66	26	40	71	30	41	69	26	43
Services not allocated	0	0	0	0	0	0	0	0	0
INCOME	370	412	-42	363	406	-43	370	383	-13
Compensation of employees	:	:	:	:	:	:	:	:	:
Investment Income	370	412	-42	363	406	-43	370	383	-13
CURRENT TRANSFERS	167	365	-198	143	325	-182	150	321	-170
CURRENT ACCOUNT	2 444	2 669	-225	2 246	2 745	-499	2 228	2 966	-739
CURRENT + CAPITAL ACCOUNT	:	:	:	:	:	:	:	:	:

6.14.
Reporter: BLEU
Partner: North African Countries

	<i>(Mio ECU)</i>								
	1992			1993			1994		
	Credit	Debit	Net	Credit	Debit	Net	Credit	Debit	Net
GOODS	575	528	47	506	574	-68	499	531	-32
SERVICES	134	131	3	121	139	-18	103	111	-8
Transportation	22	33	-11	22	48	-26	19	38	-19
Sea transport	11	16	-6	11	23	-13	9	19	-9
Air transport	3	5	-1	3	7	-4	3	5	-3
Other transportation	8	12	-4	8	18	-9	7	14	-7
Travel	4	44	-40	8	35	-27	5	37	-32
Other services	107	53	53	91	56	35	78	36	43
Communications services	2	1	1	2	1	1	2	1	1
Construction services	17	4	14	17	11	6	9	5	4
Insurance services	6	1	5	4	1	3	7	1	6
Financial services	9	2	7	6	3	3	5	2	3
Computer and information services	2	2	0	2	2	0	2	2	0
Royalties and licence fees	2	1	1	3	1	2	4	1	3
Other business services	48	33	16	31	24	7	25	14	11
Personal, cultural and recreational	1	0	0	1	0	0	1	1	0
Government services, n i e	18	9	9	25	12	13	24	9	15
Services not allocated	0	0	0	0	0	0	0	0	0
INCOME	109	105	4	96	95	1	78	82	-5
Compensation of employees	:	:	:	:	:	:	:	:	:
Investment Income	109	105	4	96	95	1	78	82	-5
CURRENT TRANSFERS	18	85	-67	12	77	-64	19	90	-70
CURRENT ACCOUNT	835	848	-13	736	884	-149	699	814	-115
CURRENT + CAPITAL ACCOUNT	:	:	:	:	:	:	:	:	:

6.15.

Reporter: BLEU

Partner: Morocco

(Mio ECU)

	1992			1993			1994		
	Credit	Debit	Net	Credit	Debit	Net	Credit	Debit	Net
GOODS	159	87	72	108	85	22	113	102	12
SERVICES	31	29	2	32	33	-1	33	26	7
Transportation	5	4	1	6	5	1	5	6	-1
Sea transport	2	2	0	3	3	0	3	3	-1
Air transport	1	1	0	1	1	0	1	1	0
Other transportation	2	1	0	2	2	0	2	2	0
Travel	2	10	-8	2	10	-8	2	11	-9
Other services	25	16	9	24	18	7	26	9	17
Communications services	1	0	0	1	0	0	1	0	0
Construction services	0	0	0	0	0	0	0	0	0
Insurance services	1	0	1	2	0	1	2	0	1
Financial services	3	0	2	1	0	1	1	0	1
Computer and information services	1	0	0	1	0	0	1	0	0
Royalties and licence fees	1	0	1	1	0	1	1	0	1
Other business services	9	10	-1	4	9	-5	4	3	1
Personal, cultural and recreational	0	0	0	0	0	0	0	1	0
Government services, n i e	10	4	7	15	6	9	16	4	13
Services not allocated	0	0	0	0	0	0	0	0	0
INCOME	11	36	-25	12	39	-27	12	35	-23
Compensation of employees	:	:	:	:	:	:	:	:	:
Investment Income	11	36	-25	12	39	-27	12	35	-23
CURRENT TRANSFERS	3	70	-67	5	66	-61	5	78	-73
CURRENT ACCOUNT	205	222	-17	157	223	-66	163	241	-77
CURRENT + CAPITAL ACCOUNT	:	:	:	:	:	:	:	:	:

6.16.

Reporter: BLEU

Partner: Other African Countries

(Mio ECU)

	1992			1993			1994		
	Credit	Debit	Net	Credit	Debit	Net	Credit	Debit	Net
GOODS	644	916	-272	635	1 046	-412	668	1 366	-697
SERVICES	554	317	237	478	255	223	437	255	182
Transportation	147	124	24	130	107	23	101	104	-3
Sea transport	71	60	11	63	53	10	49	51	-2
Air transport	21	17	4	19	15	4	15	15	0
Other transportation	55	46	9	48	40	9	38	39	-1
Travel	42	26	16	46	36	10	49	47	2
Other services	364	167	197	302	112	190	287	104	183
Communications services	9	3	6	8	2	5	7	2	5
Construction services	38	8	30	30	5	25	18	1	17
Insurance services	11	4	7	5	5	1	9	3	6
Financial services	29	10	19	28	7	20	32	16	15
Computer and information services	9	5	5	8	4	4	7	4	4
Royalties and licence fees	10	3	8	12	3	9	9	2	7
Other business services	207	114	93	162	64	98	157	56	101
Personal, cultural and recreational	3	4	0	4	3	1	4	2	1
Government services, n i e	48	17	31	46	18	27	45	17	28
Services not allocated	0	0	0	0	0	0	0	0	0
INCOME	261	308	-46	267	311	-44	292	301	-8
Compensation of employees	:	:	:	:	:	:	:	:	:
Investment Income	261	308	-46	267	311	-44	292	301	-8
CURRENT TRANSFERS	149	280	-131	131	248	-117	131	231	-100
CURRENT ACCOUNT	1 609	1 821	-212	1 510	1 861	-351	1 529	2 153	-624
CURRENT + CAPITAL ACCOUNT	:	:	:	:	:	:	:	:	:

6.17.
Reporter: BLEU
Partner: America

(Mio ECU)

	1992			1993			1994		
	Credit	Debit	Net	Credit	Debit	Net	Credit	Debit	Net
GOODS	8 010	11 252	-3 242	8 197	10 305	-2 108	8 574	10 283	-1 709
SERVICES	3 310	3 342	-32	3 801	3 970	-170	4 163	4 716	-553
Transportation	967	645	322	941	750	191	1 087	849	238
Sea transport	467	315	151	454	367	87	525	415	109
Air transport	140	91	49	136	106	30	158	120	38
Other transportation	360	238	122	350	277	73	405	314	91
Travel	284	483	-198	506	839	-333	527	1 174	-647
Other services	2 059	2 214	-156	2 354	2 381	-27	2 550	2 693	-144
Communications services	52	30	22	60	36	24	66	42	23
Construction services	15	12	3	54	17	36	10	8	2
Insurance services	105	121	-16	117	115	2	108	113	-5
Financial services	377	380	-3	545	384	161	735	648	88
Computer and information services	56	49	7	64	58	6	70	69	2
Royalties and licence fees	150	453	-303	185	509	-323	169	528	-359
Other business services	1 082	1 026	55	1 116	1 104	11	1 181	1 115	66
Personal, cultural and recreational	79	37	42	82	84	-3	66	52	14
Government services, n i e	143	106	37	132	73	59	145	118	27
Services not allocated	0	0	0	0	0	0	-1	-1	0
INCOME	7 569	6 372	1 197	9 251	6 448	2 803	10 011	8 286	1 725
Compensation of employees	:	:	:	:	:	:	:	:	:
Investment Income	7 569	6 372	1 197	9 251	6 448	2 803	10 011	8 286	1 725
CURRENT TRANSFERS	397	541	-144	490	583	-93	492	702	-210
CURRENT ACCOUNT	19 286	21 506	-2 221	21 739	21 307	432	23 241	23 987	-746
CURRENT + CAPITAL ACCOUNT	:	:	:	:	:	:	:	:	:

6.18.
Reporter: BLEU
Partner: Canada

(Mio ECU)

	1992			1993			1994		
	Credit	Debit	Net	Credit	Debit	Net	Credit	Debit	Net
GOODS	242	351	-109	289	334	-45	308	434	-126
SERVICES	173	122	51	165	156	9	186	153	33
Transportation	62	39	24	34	60	-26	52	66	-15
Sea transport	30	19	11	16	29	-13	25	32	-7
Air transport	9	5	4	5	9	-4	7	9	-2
Other transportation	23	14	9	13	22	-10	19	24	-5
Travel	18	24	-6	17	24	-7	18	26	-8
Other services	93	60	33	114	72	42	116	61	56
Communications services	3	1	2	3	1	1	3	1	2
Construction services	0	0	0	0	0	0	0	0	0
Insurance services	4	6	-2	4	3	1	5	4	1
Financial services	24	16	8	44	29	15	33	21	12
Computer and information services	3	2	1	3	2	1	3	2	1
Royalties and licence fees	5	7	-1	4	4	-1	3	3	0
Other business services	34	18	16	37	15	22	54	22	32
Personal, cultural and recreational	1	1	0	7	9	-3	2	1	1
Government services, n i e	19	9	10	14	8	6	13	5	7
Services not allocated	0	0	0	0	0	0	0	0	0
INCOME	809	341	468	1 124	383	741	993	632	361
Compensation of employees	:	:	:	:	:	:	:	:	:
Investment Income	809	341	468	1 124	383	741	993	632	361
CURRENT TRANSFERS	20	28	-8	21	26	-5	24	22	1
CURRENT ACCOUNT	1 244	842	402	1 599	900	699	1 511	1 242	269
CURRENT + CAPITAL ACCOUNT	:	:	:	:	:	:	:	:	:

6.19.

Reporter: BLEU

Partner: USA

(Mio ECU)

	1992			1993			1994		
	Credit	Debit	Net	Credit	Debit	Net	Credit	Debit	Net
GOODS	7 214	10 169	-2 955	7 263	9 132	-1 869	7 441	8 854	-1 413
SERVICES	2 920	3 012	-92	3 308	3 517	-209	3 663	4 253	-589
Transportation	832	517	315	830	567	263	949	652	298
Sea transport	402	253	149	401	278	123	458	319	140
Air transport	121	73	48	120	80	40	138	92	46
Other transportation	310	191	119	309	210	99	354	241	113
Travel	262	447	-186	482	800	-318	501	1 132	-631
Other services	1 826	2 047	-222	1 996	2 150	-154	2 213	2 469	-256
Communications services	46	27	19	52	32	20	58	38	19
Construction services	14	10	4	44	15	29	8	3	4
Insurance services	83	102	-20	85	89	-3	87	96	-9
Financial services	302	341	-38	367	314	53	598	570	27
Computer and information services	49	44	5	56	51	5	62	62	0
Royalties and licence fees	139	443	-304	166	501	-335	153	521	-368
Other business services	1 009	953	56	1 058	1 016	42	1 087	1 027	60
Personal, cultural and recreational	77	35	42	74	74	0	63	47	16
Government services, n i e	106	91	15	94	57	37	99	104	-5
Services not allocated	0	0	0	0	0	0	0	-1	0
INCOME	5 233	4 328	905	6 225	4 277	1 948	7 182	5 705	1 477
Compensation of employees	:	:	:	:	:	:	:	:	:
Investment Income	5 233	4 328	905	6 225	4 277	1 948	7 182	5 705	1 477
CURRENT TRANSFERS	338	445	-108	410	444	-35	414	541	-127
CURRENT ACCOUNT	15 704	17 954	-2 250	17 205	17 370	-165	18 701	19 352	-652
CURRENT + CAPITAL ACCOUNT	:	:	:	:	:	:	:	:	:

6.20.

Reporter: BLEU

Partner: Central American Countries

(Mio ECU)

	1992			1993			1994		
	Credit	Debit	Net	Credit	Debit	Net	Credit	Debit	Net
GOODS	279	319	-40	286	431	-145	366	550	-184
SERVICES	123	126	-3	192	212	-19	198	194	4
Transportation	29	47	-18	49	84	-35	47	91	-44
Sea transport	14	23	-9	24	41	-17	23	45	-22
Air transport	4	7	-2	7	12	-5	7	13	-6
Other transportation	11	17	-7	18	31	-13	17	34	-16
Travel	1	7	-6	2	8	-6	3	9	-6
Other services	93	72	22	142	120	22	148	94	54
Communications services	2	1	1	3	2	1	3	2	1
Construction services	0	2	-2	0	2	-1	1	3	-2
Insurance services	15	10	5	16	21	-5	7	9	-2
Financial services	40	19	21	79	36	43	83	36	47
Computer and information services	2	2	0	3	3	0	3	3	1
Royalties and licence fees	2	1	1	12	1	11	8	2	6
Other business services	23	35	-12	15	52	-37	20	36	-15
Personal, cultural and recreational	0	0	0	0	0	0	0	2	-1
Government services, n i e	9	2	7	12	2	10	22	2	20
Services not allocated	0	0	0	0	0	0	0	0	0
INCOME	967	1 503	-536	1 335	1 595	-260	1 210	1 689	-478
Compensation of employees	:	:	:	:	:	:	:	:	:
Investment Income	967	1 503	-536	1 335	1 595	-260	1 210	1 689	-478
CURRENT TRANSFERS	30	33	-3	36	73	-37	34	91	-57
CURRENT ACCOUNT	1 400	1 981	-581	1 850	2 311	-461	1 808	2 523	-715
CURRENT + CAPITAL ACCOUNT	:	:	:	:	:	:	:	:	:

6.21.
Reporter: BLEU
Partner: South American Countries

(Mio ECU)

	1992			1993			1994		
	Credit	Debit	Net	Credit	Debit	Net	Credit	Debit	Net
GOODS	274	412	-138	359	408	-49	459	445	14
SERVICES	94	81	13	135	86	50	116	117	0
Transportation	43	42	1	28	39	-11	39	40	-1
Sea transport	21	20	0	14	19	-6	19	20	-1
Air transport	6	6	0	4	6	-1	6	6	0
Other transportation	16	15	1	10	15	-4	15	15	0
Travel	4	4	0	5	7	-2	5	6	-2
Other services	47	35	12	102	39	63	72	70	2
Communications services	1	1	1	2	1	1	2	1	1
Construction services	1	0	1	9	0	9	1	2	-1
Insurance services	3	2	1	11	2	9	9	4	5
Financial services	11	4	6	55	6	50	21	20	2
Computer and information services	2	1	0	2	1	1	2	2	0
Royalties and licence fees	3	2	2	3	2	1	5	2	3
Other business services	15	20	-5	7	21	-15	20	31	-11
Personal, cultural and recreational	0	0	0	1	0	0	0	2	-2
Government services, n i e	9	4	5	12	6	6	12	7	5
Services not allocated	0	0	0	0	0	0	0	0	0
INCOME	560	201	359	567	193	374	626	261	365
Compensation of employees	:	:	:	:	:	:	:	:	:
Investment Income	560	201	359	567	193	374	626	261	365
CURRENT TRANSFERS	9	35	-26	23	39	-16	21	48	-27
CURRENT ACCOUNT	937	729	208	1 085	726	359	1 221	870	352
CURRENT + CAPITAL ACCOUNT	:	:	:	:	:	:	:	:	:

6.22.
Reporter: BLEU
Partner: Argentina

(Mio ECU)

	1992			1993			1994		
	Credit	Debit	Net	Credit	Debit	Net	Credit	Debit	Net
GOODS	36	32	4	51	31	20	61	25	36
SERVICES	7	8	0	39	7	32	-4	13	-17
Transportation	2	1	0	1	3	-2	1	1	0
Sea transport	1	1	0	0	1	-1	0	1	0
Air transport	0	0	0	0	0	0	0	0	0
Other transportation	1	0	0	0	1	-1	0	0	0
Travel	0	1	0	0	1	0	1	0	0
Other services	6	6	0	37	4	34	-6	11	-17
Communications services	0	0	0	1	0	1	0	0	0
Construction services	0	0	0	0	0	0	0	0	0
Insurance services	1	0	1	2	0	2	1	0	1
Financial services	2	2	1	32	1	31	-12	2	-14
Computer and information services	0	0	0	1	0	1	0	0	0
Royalties and licence fees	0	0	0	0	0	0	1	0	1
Other business services	0	3	-3	0	2	-2	2	6	-4
Personal, cultural and recreational	0	0	0	0	0	0	0	0	0
Government services, n i e	2	0	1	2	0	2	2	2	0
Services not allocated	0	0	0	0	0	0	0	0	0
INCOME	151	48	104	121	41	81	100	47	53
Compensation of employees	:	:	:	:	:	:	:	:	:
Investment Income	151	48	104	121	41	81	100	47	53
CURRENT TRANSFERS	2	3	-1	4	3	1	3	3	0
CURRENT ACCOUNT	196	90	106	215	81	134	160	88	72
CURRENT + CAPITAL ACCOUNT	:	:	:	:	:	:	:	:	:

6.23.

Reporter: BLEU

Partner: Brazil

(Mio ECU)

	1992			1993			1994		
	Credit	Debit	Net	Credit	Debit	Net	Credit	Debit	Net
GOODS	116	187	-71	167	229	-63	226	256	-29
SERVICES	41	28	13	48	38	10	69	57	13
Transportation	14	14	0	10	17	-8	16	17	-2
Sea transport	7	7	0	5	8	-4	8	8	-1
Air transport	2	2	0	1	2	-1	2	2	0
Other transportation	5	5	0	4	6	-3	6	6	-1
Travel	4	2	2	4	2	2	4	2	2
Other services	24	13	11	35	19	15	50	37	13
Communications services	1	0	0	1	0	0	1	1	1
Construction services	0	0	0	0	0	0	0	0	0
Insurance services	1	0	1	5	0	4	2	0	2
Financial services	5	1	4	18	4	15	25	16	9
Computer and information services	1	0	0	1	1	0	1	1	0
Royalties and licence fees	1	1	0	1	1	0	2	1	1
Other business services	11	7	4	4	11	-6	14	15	-1
Personal, cultural and recreational	0	0	0	0	0	0	0	1	-1
Government services, n i e	3	2	1	4	3	2	4	3	1
Services not allocated	0	0	0	0	0	0	0	0	0
INCOME	295	88	207	338	89	248	408	163	245
Compensation of employees	:	:	:	:	:	:	:	:	:
Investment Income	295	88	207	338	89	248	408	163	245
CURRENT TRANSFERS	3	7	-4	9	9	1	4	11	-7
CURRENT ACCOUNT	456	311	145	562	366	196	709	487	222
CURRENT + CAPITAL ACCOUNT	:	:	:	:	:	:	:	:	:

6.24.

Reporter: BLEU

Partner: Asia

(Mio ECU)

	1992			1993			1994		
	Credit	Debit	Net	Credit	Debit	Net	Credit	Debit	Net
GOODS	6 236	5 677	558	7 418	6 080	1 338	8 014	6 371	1 643
SERVICES	1 000	897	103	1 182	1 107	75	1 281	1 199	83
Transportation	337	422	-85	383	455	-72	430	464	-34
Sea transport	163	206	-44	185	222	-38	207	227	-20
Air transport	49	60	-11	55	64	-9	62	66	-3
Other transportation	125	156	-30	143	168	-25	160	172	-12
Travel	32	45	-12	34	59	-25	38	72	-34
Other services	631	431	200	765	593	172	814	662	152
Communications services	16	8	8	19	10	9	20	11	9
Construction services	46	9	37	61	13	48	63	14	49
Insurance services	18	17	1	31	20	11	31	20	11
Financial services	85	77	8	130	137	-7	169	154	15
Computer and information services	17	13	4	20	16	4	22	18	4
Royalties and licence fees	39	22	17	52	25	26	59	31	27
Other business services	340	247	93	386	328	58	384	376	8
Personal, cultural and recreational	20	14	6	6	15	-8	10	11	-1
Government services, n i e	50	24	26	61	28	33	56	28	28
Services not allocated	0	0	0	0	0	0	0	0	0
INCOME	3 962	2 641	1 321	3 826	2 200	1 626	3 519	2 189	1 330
Compensation of employees	:	:	:	:	:	:	:	:	:
Investment Income	3 962	2 641	1 321	3 826	2 200	1 626	3 519	2 189	1 330
CURRENT TRANSFERS	78	142	-64	204	244	-41	114	157	-44
CURRENT ACCOUNT	11 276	9 358	1 918	12 630	9 631	2 999	12 928	9 916	3 012
CURRENT + CAPITAL ACCOUNT	:	:	:	:	:	:	:	:	:

6.25.
Reporter: BLEU
Partner: Near and Middle East Countries

(Mio ECU)

	1992			1993			1994		
	Credit	Debit	Net	Credit	Debit	Net	Credit	Debit	Net
GOODS	2 453	748	1 705	2 436	871	1 565	2 265	828	1 437
SERVICES	146	158	-13	196	216	-19	191	172	19
Transportation	38	58	-20	58	60	-2	60	48	12
Sea transport	18	29	-10	28	29	-1	29	24	6
Air transport	5	8	-3	8	8	0	9	7	2
Other transportation	14	22	-7	21	22	-1	22	18	5
Travel	6	7	-1	6	11	-5	6	13	-6
Other services	102	93	9	132	145	-12	125	111	14
Communications services	2	1	1	3	2	1	3	2	1
Construction services	22	3	19	42	5	37	43	2	41
Insurance services	3	4	0	3	5	-2	5	4	1
Financial services	14	10	4	22	16	6	18	12	5
Computer and information services	3	2	0	3	3	0	3	3	1
Royalties and licence fees	4	2	2	7	3	4	8	2	5
Other business services	35	61	-26	35	92	-58	25	71	-45
Personal, cultural and recreational	1	0	1	1	8	-7	1	2	0
Government services, n i e	19	10	8	16	11	6	18	14	4
Services not allocated	0	0	0	0	0	0	0	0	0
INCOME	121	364	-244	158	306	-148	363	326	37
Compensation of employees	:	:	:	:	:	:	:	:	:
Investment Income	121	364	-244	158	306	-148	363	326	37
CURRENT TRANSFERS	19	23	-3	19	30	-11	22	28	-6
CURRENT ACCOUNT	2 739	1 294	1 446	2 809	1 423	1 387	2 842	1 354	1 487
CURRENT + CAPITAL ACCOUNT	:	:	:	:	:	:	:	:	:

6.26.
Reporter: BLEU
Partner: Other Near and Middle East Countries

(Mio ECU)

	1992			1993			1994		
	Credit	Debit	Net	Credit	Debit	Net	Credit	Debit	Net
GOODS	111	21	89	150	41	109	130	25	105
SERVICES	10	21	-11	22	39	-17	21	33	-12
Transportation	2	2	0	4	5	-1	4	6	-2
Sea transport	1	1	0	2	2	0	2	3	-1
Air transport	0	0	0	1	1	0	1	1	0
Other transportation	1	1	0	1	2	0	1	2	-1
Travel	2	1	1	2	2	1	2	2	0
Other services	6	18	-11	17	33	-16	15	25	-10
Communications services	0	0	0	0	0	0	0	0	0
Construction services	1	0	1	0	0	0	0	0	0
Insurance services	0	1	0	1	2	-1	2	1	1
Financial services	2	2	1	10	8	2	5	3	2
Computer and information services	0	0	0	0	1	0	0	0	0
Royalties and licence fees	0	0	0	1	0	0	2	0	2
Other business services	1	12	-11	3	12	-9	3	17	-14
Personal, cultural and recreational	0	0	0	0	7	-7	0	0	0
Government services, n i e	1	2	-1	2	3	-1	2	3	-1
Services not allocated	0	0	0	0	0	0	0	0	0
INCOME	7	82	-75	6	70	-64	159	82	77
Compensation of employees	:	:	:	:	:	:	:	:	:
Investment Income	7	82	-75	6	70	-64	159	82	77
CURRENT TRANSFERS	2	4	-1	4	8	-3	6	7	-1
CURRENT ACCOUNT	130	128	2	182	158	24	316	146	169
CURRENT + CAPITAL ACCOUNT	:	:	:	:	:	:	:	:	:

6.27.

Reporter: BLEU

Partner: Other Asian Countries

(Mio ECU)

	1992			1993			1994		
	Credit	Debit	Net	Credit	Debit	Net	Credit	Debit	Net
GOODS	3 782	4 929	-1 147	4 982	5 209	-227	5 749	5 544	206
SERVICES	855	739	116	986	892	94	1 090	1 026	64
Transportation	299	363	-65	325	395	-70	369	416	-47
Sea transport	144	178	-33	157	193	-36	178	204	-25
Air transport	43	51	-8	47	56	-9	54	59	-5
Other transportation	111	134	-23	121	146	-25	138	154	-16
Travel	27	38	-11	28	48	-20	32	59	-28
Other services	529	338	191	633	449	184	689	551	138
Communications services	14	7	7	16	8	8	17	9	8
Construction services	24	6	18	19	8	10	20	11	8
Insurance services	15	13	1	28	15	13	26	16	9
Financial services	71	67	4	108	121	-13	152	141	10
Computer and information services	15	11	4	17	13	4	18	15	3
Royalties and licence fees	34	20	15	45	23	22	51	29	22
Other business services	305	186	119	351	236	115	359	306	53
Personal, cultural and recreational	19	14	5	5	7	-2	9	9	-1
Government services, n i e	32	14	17	45	18	27	38	14	24
Services not allocated	0	0	0	0	0	0	0	0	0
INCOME	3 841	2 277	1 564	3 668	1 894	1 774	3 155	1 863	1 293
Compensation of employees	:	:	:	:	:	:	:	:	:
Investment Income	3 841	2 277	1 564	3 668	1 894	1 774	3 155	1 863	1 293
CURRENT TRANSFERS	58	119	-61	185	214	-29	91	129	-38
CURRENT ACCOUNT	8 536	8 064	472	9 820	8 208	1 612	10 086	8 562	1 525
CURRENT + CAPITAL ACCOUNT	:	:	:	:	:	:	:	:	:

6.28.

Reporter: BLEU

Partner: China

(Mio ECU)

	1992			1993			1994		
	Credit	Debit	Net	Credit	Debit	Net	Credit	Debit	Net
GOODS	141	134	8	358	153	205	418	251	168
SERVICES	30	27	3	32	33	-1	27	44	-17
Transportation	20	19	1	16	12	3	11	22	-10
Sea transport	10	9	0	8	6	2	6	11	-5
Air transport	3	3	0	2	2	1	2	3	-1
Other transportation	7	7	0	6	5	1	4	8	-4
Travel	0	2	-2	1	3	-2	1	3	-2
Other services	10	6	3	16	17	-2	15	19	-4
Communications services	0	0	0	1	0	0	0	0	0
Construction services	2	1	2	1	0	1	3	0	3
Insurance services	0	0	0	0	0	0	0	0	0
Financial services	1	0	0	2	7	-6	5	3	1
Computer and information services	1	0	0	1	0	0	0	1	0
Royalties and licence fees	0	0	0	1	0	0	1	1	0
Other business services	3	2	1	5	6	-1	4	13	-10
Personal, cultural and recreational	0	0	0	0	0	0	0	0	0
Government services, n i e	2	2	0	5	2	3	2	1	1
Services not allocated	0	0	0	0	0	0	0	0	0
INCOME	28	25	3	73	28	45	61	22	39
Compensation of employees	:	:	:	:	:	:	:	:	:
Investment Income	28	25	3	73	28	45	61	22	39
CURRENT TRANSFERS	2	3	-1	2	10	-8	2	7	-5
CURRENT ACCOUNT	201	189	12	465	224	241	508	323	185
CURRENT + CAPITAL ACCOUNT	:	:	:	:	:	:	:	:	:

6.29.
Reporter: BLEU
Partner: India

	<i>(Mio ECU)</i>								
	1992			1993			1994		
	Credit	Debit	Net	Credit	Debit	Net	Credit	Debit	Net
GOODS	990	484	507	1 303	595	708	1 442	655	787
SERVICES	14	13	2	16	15	1	26	30	-4
Transportation	4	4	0	7	3	4	11	6	5
Sea transport	2	2	0	3	2	2	5	3	2
Air transport	1	1	0	1	0	1	2	1	1
Other transportation	2	1	0	3	1	1	4	2	2
Travel	1	3	-2	1	3	-2	1	4	-3
Other services	9	6	3	8	9	0	14	20	-6
Communications services	0	0	0	0	0	0	0	0	0
Construction services	0	0	0	0	0	0	0	0	0
Insurance services	0	0	0	0	0	0	0	0	0
Financial services	2	0	1	2	1	1	5	8	-3
Computer and information services	0	0	0	0	0	0	0	0	0
Royalties and licence fees	1	0	1	1	0	1	1	1	0
Other business services	3	4	-1	2	6	-4	4	8	-4
Personal, cultural and recreational	1	0	1	0	0	0	1	1	0
Government services, n i e	2	1	1	2	1	1	2	1	1
Services not allocated	0	0	0	0	0	0	0	0	0
INCOME	27	11	16	29	14	14	33	10	23
Compensation of employees	:	:	:	:	:	:	:	:	:
Investment Income	27	11	16	29	14	14	33	10	23
CURRENT TRANSFERS	1	10	-9	1	12	-11	1	16	-15
CURRENT ACCOUNT	1 033	517	516	1 349	636	712	1 502	711	791
CURRENT + CAPITAL ACCOUNT	:	:	:	:	:	:	:	:	:

6.30.
Reporter: BLEU
Partner: Japan

	<i>(Mio ECU)</i>								
	1992			1993			1994		
	Credit	Debit	Net	Credit	Debit	Net	Credit	Debit	Net
GOODS	876	2 307	-1 431	1 023	2 196	-1 173	1 326	2 277	-950
SERVICES	484	298	186	564	350	215	581	386	195
Transportation	128	113	14	128	115	12	146	119	27
Sea transport	62	55	6	62	56	5	70	58	12
Air transport	18	16	2	18	16	2	21	17	4
Other transportation	48	42	6	47	43	5	54	44	10
Travel	19	15	4	21	19	3	25	24	1
Other services	337	169	168	415	215	200	410	242	168
Communications services	8	3	5	9	3	6	9	3	6
Construction services	3	0	3	2	2	0	0	0	0
Insurance services	9	8	1	12	6	6	9	7	1
Financial services	44	37	7	69	63	7	76	60	16
Computer and information services	8	4	4	10	5	4	10	6	4
Royalties and licence fees	21	13	8	27	14	13	28	19	8
Other business services	220	88	132	270	116	154	262	139	123
Personal, cultural and recreational	16	13	3	4	2	2	5	3	2
Government services, n i e	9	3	6	13	4	9	11	4	7
Services not allocated	0	0	0	0	0	0	0	0	0
INCOME	2 632	1 518	1 114	2 346	1 215	1 131	1 886	1 318	568
Compensation of employees	:	:	:	:	:	:	:	:	:
Investment Income	2 632	1 518	1 114	2 346	1 215	1 131	1 886	1 318	568
CURRENT TRANSFERS	31	33	-2	42	30	12	36	32	3
CURRENT ACCOUNT	4 023	4 156	-133	3 975	3 791	184	3 829	4 013	-184
CURRENT + CAPITAL ACCOUNT	:	:	:	:	:	:	:	:	:

6.31.

Reporter: BLEU

Partner: Australia, Oceania and Other Territories

(Mio ECU)

	1992			1993			1994		
	Credit	Debit	Net	Credit	Debit	Net	Credit	Debit	Net
GOODS	258	290	-32	276	244	32	329	269	60
SERVICES	128	59	69	138	69	69	128	71	56
Transportation	46	19	27	53	13	39	54	19	36
Sea transport	22	9	13	25	7	19	26	9	17
Air transport	7	3	4	8	2	6	8	3	5
Other transportation	17	7	10	20	5	15	20	7	13
Travel	19	13	5	17	16	1	22	20	1
Other services	64	27	36	68	39	28	52	32	20
Communications services	2	1	1	2	1	2	2	1	1
Construction services	1	0	1	2	1	1	1	0	1
Insurance services	2	2	0	2	1	1	3	1	1
Financial services	15	11	4	23	21	3	16	15	2
Computer and information services	2	1	1	2	1	1	2	1	1
Royalties and licence fees	5	2	3	4	2	2	4	2	2
Other business services	29	8	21	23	10	13	14	10	4
Personal, cultural and recreational	1	1	0	1	1	0	2	0	1
Government services, n i e	7	2	5	8	2	6	8	2	6
Services not allocated	0	0	0	0	0	0	0	0	0
INCOME	462	177	285	542	181	362	372	136	236
Compensation of employees	:	:	:	:	:	:	:	:	:
Investment Income	462	177	285	542	181	362	372	136	236
CURRENT TRANSFERS	8	13	-5	9	11	-2	9	11	-2
CURRENT ACCOUNT	857	539	318	964	504	461	838	487	351
CURRENT + CAPITAL ACCOUNT	:	:	:	:	:	:	:	:	:

6.32.

Reporter: BLEU

Partner: Australia

(Mio ECU)

	1992			1993			1994		
	Credit	Debit	Net	Credit	Debit	Net	Credit	Debit	Net
GOODS	227	220	7	240	172	68	286	185	102
SERVICES	82	49	34	94	59	35	92	60	32
Transportation	31	15	16	39	11	27	44	16	28
Sea transport	15	7	8	19	6	13	21	8	13
Air transport	4	2	2	6	2	4	6	2	4
Other transportation	12	5	6	14	4	10	16	6	10
Travel	16	12	4	16	15	1	19	19	0
Other services	36	22	14	40	33	7	29	25	4
Communications services	1	0	1	1	1	1	1	1	1
Construction services	1	0	1	2	1	1	1	0	1
Insurance services	2	2	0	2	1	1	2	1	1
Financial services	13	10	3	21	18	3	13	11	2
Computer and information services	1	1	1	2	1	1	2	1	1
Royalties and licence fees	4	2	2	3	2	2	4	2	2
Other business services	8	6	2	4	8	-4	1	8	-7
Personal, cultural and recreational	1	1	0	1	1	0	2	0	1
Government services, n i e	4	1	3	3	1	2	4	1	3
Services not allocated	0	0	0	0	0	0	0	0	0
INCOME	363	135	229	375	114	261	278	90	188
Compensation of employees	:	:	:	:	:	:	:	:	:
Investment Income	363	135	229	375	114	261	278	90	188
CURRENT TRANSFERS	7	11	-4	8	9	-2	7	9	-1
CURRENT ACCOUNT	679	414	265	717	354	362	664	344	320
CURRENT + CAPITAL ACCOUNT	:	:	:	:	:	:	:	:	:

6.33.
Reporter: BLEU
Partner: New Zealand

	<i>(Mio ECU)</i>								
	1992			1993			1994		
	Credit	Debit	Net	Credit	Debit	Net	Credit	Debit	Net
GOODS	27	69	-42	32	71	-39	41	80	-40
SERVICES	43	10	33	40	8	32	29	8	21
Transportation	15	4	11	14	2	12	10	3	8
Sea transport	7	2	5	7	1	6	5	1	4
Air transport	2	1	2	2	0	2	2	0	1
Other transportation	6	1	4	5	1	5	4	1	3
Travel	3	1	2	2	1	1	2	1	1
Other services	25	5	20	24	5	19	16	4	12
Communications services	1	0	1	1	0	1	0	0	0
Construction services	0	0	0	0	0	0	0	0	0
Insurance services	0	0	0	0	0	0	0	0	0
Financial services	2	1	1	2	2	0	1	1	0
Computer and information services	1	0	1	1	0	1	0	0	0
Royalties and licence fees	0	0	0	1	0	0	0	0	0
Other business services	19	2	17	18	2	17	11	1	10
Personal, cultural and recreational	0	0	0	0	0	0	0	0	0
Government services, n i e	2	1	1	2	1	1	2	1	1
Services not allocated	0	0	0	0	0	0	0	0	0
INCOME	96	40	56	166	65	101	78	44	35
Compensation of employees	:	:	:	:	:	:	:	:	:
Investment Income	96	40	56	166	65	101	78	44	35
CURRENT TRANSFERS	1	1	-1	1	1	0	1	2	-1
CURRENT ACCOUNT	166	120	46	239	144	94	148	133	15
CURRENT + CAPITAL ACCOUNT	:	:	:	:	:	:	:	:	:

6.34.
Reporter: BLEU
Partner: International Organisations

	<i>(Mio ECU)</i>								
	1992			1993			1994		
	Credit	Debit	Net	Credit	Debit	Net	Credit	Debit	Net
GOODS	8	9	-1	10	7	3	7	1	7
SERVICES	196	45	150	159	19	139	117	54	63
Transportation	8	1	7	2	0	2	0	0	0
Sea transport	4	1	3	1	0	1	0	0	0
Air transport	1	0	1	0	0	0	0	0	0
Other transportation	3	1	3	1	0	1	0	0	0
Travel	3	2	0	5	6	-1	5	7	-1
Other services	185	41	143	152	14	138	111	47	65
Communications services	3	0	3	2	0	2	2	0	1
Construction services	0	0	0	0	0	0	0	0	0
Insurance services	4	5	-1	8	5	3	4	5	-1
Financial services	4	1	3	4	1	3	2	1	1
Computer and information services	3	1	3	3	0	2	2	1	1
Royalties and licence fees	11	1	10	0	0	0	0	0	0
Other business services	-2	1	-3	0	0	0	0	5	-5
Personal, cultural and recreational	41	25	16	4	0	4	0	0	0
Government services, n i e	121	8	113	131	7	124	100	34	66
Services not allocated	0	0	0	0	0	0	0	0	0
INCOME	673	494	179	602	388	214	560	300	261
Compensation of employees	:	:	:	:	:	:	:	:	:
Investment Income	523	494	29	450	388	62	433	300	133
CURRENT TRANSFERS	11	152	-141	35	184	-149	19	183	-164
CURRENT ACCOUNT	888	701	187	805	599	207	704	537	167
CURRENT + CAPITAL ACCOUNT	:	:	:	:	:	:	:	:	:

6.35.

Reporter: BLEU

Partner: World not allocated

(Mio ECU)

	1992			1993			1994		
	Credit	Debit	Net	Credit	Debit	Net	Credit	Debit	Net
GOODS	:	:	:	:	:	:	:	:	:
SERVICES	:	:	:	:	:	:	:	:	:
Transportation	:	:	:	:	:	:	:	:	:
Sea transport	:	:	:	:	:	:	:	:	:
Air transport	:	:	:	:	:	:	:	:	:
Other transportation	:	:	:	:	:	:	:	:	:
Travel	:	:	:	:	:	:	:	:	:
Other services	:	:	:	:	:	:	:	:	:
Communications services	:	:	:	:	:	:	:	:	:
Construction services	:	:	:	:	:	:	:	:	:
Insurance services	:	:	:	:	:	:	:	:	:
Financial services	:	:	:	:	:	:	:	:	:
Computer and information services	:	:	:	:	:	:	:	:	:
Royalties and licence fees	:	:	:	:	:	:	:	:	:
Other business services	:	:	:	:	:	:	:	:	:
Personal, cultural and recreational	:	:	:	:	:	:	:	:	:
Government services, n i e	:	:	:	:	:	:	:	:	:
Services not allocated	:	:	:	:	:	:	:	:	:
INCOME	:	:	:	:	:	:	:	:	:
Compensation of employees	:	:	:	:	:	:	:	:	:
Investment Income	:	:	:	:	:	:	:	:	:
CURRENT TRANSFERS	:	:	:	:	:	:	:	:	:
CURRENT ACCOUNT	:	:	:	:	:	:	:	:	:
CURRENT + CAPITAL ACCOUNT	:	:	:	:	:	:	:	:	:

6.36.

Reporter: BLEU

Partner: OECD Countries

(Mio ECU)

	1992			1993			1994		
	Credit	Debit	Net	Credit	Debit	Net	Credit	Debit	Net
GOODS	87 766	86 193	1 573	86 408	82 652	3 756	94 540	89 586	4 954
SERVICES	20 890	21 139	-249	22 775	22 701	74	26 430	25 824	606
Transportation	6 540	5 305	1 235	6 720	5 094	1 626	7 357	5 390	1 967
Sea transport	3 157	2 595	562	3 244	2 492	752	3 551	2 636	915
Air transport	948	750	198	974	720	254	1 066	762	304
Other transportation	2 436	1 961	475	2 503	1 883	620	2 740	1 992	748
Travel	2 928	4 847	-1 919	3 150	5 056	-1 906	3 947	6 043	-2 097
Other services	11 422	10 987	435	12 905	12 551	354	15 126	14 391	736
Communications services	330	191	139	360	205	155	417	233	184
Construction services	377	555	-178	423	415	8	503	438	65
Insurance services	916	835	82	1 036	890	146	1 150	962	188
Financial services	1 130	1 138	-8	1 998	1 745	253	3 432	3 382	50
Computer and information services	354	309	45	386	332	54	448	377	70
Royalties and licence fees	589	964	-374	749	1 157	-408	824	1 242	-418
Other business services	6 932	6 222	710	6 820	6 690	130	7 419	6 877	542
Personal, cultural and recreational	390	325	65	723	685	37	509	394	115
Government services, n i e	404	449	-45	411	431	-21	424	485	-61
Services not allocated	0	0	0	0	0	0	0	0	0
INCOME	57 992	56 562	1 430	62 698	57 813	4 885	65 876	61 399	4 477
Compensation of employees	:	:	:	:	:	:	:	:	:
Investment Income	56 948	55 397	1 551	61 570	56 504	5 066	64 737	59 961	4 776
CURRENT TRANSFERS	2 830	3 314	-483	3 110	3 646	-536	3 435	4 082	-647
CURRENT ACCOUNT	169 478	167 208	2 271	174 991	166 811	8 179	190 281	180 891	9 390
CURRENT + CAPITAL ACCOUNT	:	:	:	:	:	:	:	:	:

6.37.
Reporter: BLEU
Partner: Countries from Central and Eastern Europe

(Mio ECU)

	1992			1993			1994		
	Credit	Debit	Net	Credit	Debit	Net	Credit	Debit	Net
GOODS	531	470	61	624	524	99	822	691	130
SERVICES	92	108	-16	111	147	-36	132	211	-79
Transportation	22	43	-21	28	64	-36	31	74	-43
Sea transport	11	21	-10	13	31	-18	15	36	-21
Air transport	3	6	-3	4	9	-5	4	10	-6
Other transportation	8	16	-8	10	24	-13	12	27	-16
Travel	3	21	-18	4	27	-23	6	38	-32
Other services	67	44	23	80	57	23	95	99	-4
Communications services	1	1	0	2	1	0	2	2	0
Construction services	1	1	-1	4	1	2	3	4	-1
Insurance services	6	2	4	9	3	6	5	4	1
Financial services	4	1	4	7	4	3	9	3	6
Computer and information services	2	2	0	2	2	0	2	3	-1
Royalties and licence fees	6	2	4	8	2	7	12	3	9
Other business services	35	30	6	36	34	2	42	69	-27
Personal, cultural and recreational	1	1	1	2	1	0	3	3	0
Government services, n i e	10	5	4	11	9	2	16	9	8
Services not allocated	0	0	0	0	0	0	0	0	0
INCOME	356	194	162	293	219	74	297	174	123
Compensation of employees	:	:	:	:	:	:	:	:	:
Investment Income	356	194	162	293	219	74	297	174	123
CURRENT TRANSFERS	16	23	-8	28	30	-2	24	41	-17
CURRENT ACCOUNT	995	796	199	1 056	921	136	1 275	1 117	158
CURRENT + CAPITAL ACCOUNT	:	:	:	:	:	:	:	:	:

6.38.
Reporter: BLEU
Partner: North American Free Trade Association

(Mio ECU)

	1992			1993			1994		
	Credit	Debit	Net	Credit	Debit	Net	Credit	Debit	Net
GOODS	7 640	10 577	-2 938	7 677	9 514	-1 838	7 887	9 349	-1 461
SERVICES	3 113	3 150	-37	3 500	3 693	-193	3 876	4 430	-554
Transportation	900	561	339	870	636	234	1 008	728	279
Sea transport	434	274	160	420	311	109	486	356	130
Air transport	130	79	51	126	90	36	146	103	43
Other transportation	335	207	128	324	235	89	375	269	106
Travel	279	474	-195	499	825	-326	520	1 160	-641
Other services	1 934	2 115	-180	2 130	2 231	-100	2 348	2 541	-193
Communications services	49	28	21	55	33	22	61	40	21
Construction services	14	10	3	44	15	29	8	6	1
Insurance services	91	109	-17	93	93	1	95	101	-6
Financial services	330	358	-28	414	344	70	633	593	40
Computer and information services	53	46	7	59	54	5	66	65	1
Royalties and licence fees	146	451	-305	178	507	-329	162	524	-362
Other business services	1 048	976	72	1 096	1 035	61	1 143	1 054	89
Personal, cultural and recreational	78	36	42	81	84	-3	65	48	17
Government services, n i e	126	101	25	110	66	43	115	110	5
Services not allocated	0	0	0	0	0	0	-1	0	0
INCOME	6 126	4 680	1 446	7 443	4 679	2 764	8 279	6 364	1 915
Compensation of employees	:	:	:	:	:	:	:	:	:
Investment Income	6 126	4 680	1 446	7 443	4 679	2 764	8 279	6 364	1 915
CURRENT TRANSFERS	366	476	-110	437	475	-38	447	568	-121
CURRENT ACCOUNT	17 246	18 884	-1 638	19 057	18 361	696	20 489	20 711	-222
CURRENT + CAPITAL ACCOUNT	:	:	:	:	:	:	:	:	:

6.39.

Reporter: BLEU

Partner: African, Caribbean and Pacific Countries

(Mio ECU)

	1992			1993			1994		
	Credit	Debit	Net	Credit	Debit	Net	Credit	Debit	Net
GOODS	475	679	-204	448	780	-333	443	1 171	-728
SERVICES	465	287	178	410	227	182	363	234	129
Transportation	91	112	-20	88	100	-11	53	100	-47
Sea transport	44	55	-11	43	49	-6	25	49	-23
Air transport	13	16	-3	13	14	-1	8	14	-6
Other transportation	34	41	-7	33	37	-4	20	37	-17
Travel	33	12	22	36	19	17	37	25	12
Other services	340	163	177	286	109	177	273	110	164
Communications services	7	3	5	6	2	4	6	2	4
Construction services	38	8	30	30	5	25	18	1	17
Insurance services	10	3	7	5	4	1	10	2	8
Financial services	25	11	14	26	6	20	33	19	14
Computer and information services	8	4	4	7	3	4	6	3	3
Royalties and licence fees	8	2	6	10	3	7	6	2	3
Other business services	195	113	83	154	64	90	150	59	90
Personal, cultural and recreational	3	4	-1	3	3	0	3	3	0
Government services, n i e	45	16	29	45	19	26	43	17	25
Services not allocated	0	0	0	0	-1	0	0	0	0
INCOME	182	310	-128	159	337	-179	217	324	-107
Compensation of employees	:	:	:	:	:	:	:	:	:
Investment Income	182	310	-128	159	337	-179	217	324	-107
CURRENT TRANSFERS	146	273	-127	127	254	-126	128	238	-110
CURRENT ACCOUNT	1 268	1 548	-280	1 143	1 599	-455	1 151	1 967	-816
CURRENT + CAPITAL ACCOUNT	:	:	:	:	:	:	:	:	:

6.40.

Reporter: BLEU

Partner: Organisation of Petroleum Exporting countries

(Mio ECU)

	1992			1993			1994		
	Credit	Debit	Net	Credit	Debit	Net	Credit	Debit	Net
GOODS	1 503	1 006	497	1 400	1 096	304	1 090	931	159
SERVICES	198	154	43	221	200	21	210	145	66
Transportation	48	68	-20	62	77	-15	59	56	3
Sea transport	23	33	-10	30	38	-8	28	27	1
Air transport	7	10	-3	9	11	-2	9	8	1
Other transportation	18	25	-7	23	29	-5	22	21	1
Travel	5	5	0	6	8	-2	5	6	-1
Other services	145	81	63	153	114	39	147	83	64
Communications services	3	1	2	4	2	2	3	1	2
Construction services	25	6	19	46	9	36	46	0	46
Insurance services	8	2	7	2	2	0	7	1	6
Financial services	16	6	10	15	7	8	14	8	6
Computer and information services	3	2	1	4	3	1	4	2	1
Royalties and licence fees	3	2	1	6	2	4	7	2	5
Other business services	65	54	11	55	82	-27	46	56	-10
Personal, cultural and recreational	3	1	2	1	0	0	1	1	0
Government services, n i e	18	8	10	23	8	15	19	11	8
Services not allocated	0	0	0	0	0	0	0	0	0
INCOME	251	269	-18	286	198	88	321	201	120
Compensation of employees	:	:	:	:	:	:	:	:	:
Investment Income	251	269	-18	286	198	88	321	201	120
CURRENT TRANSFERS	26	25	1	15	27	-12	25	32	-7
CURRENT ACCOUNT	1 978	1 454	523	1 921	1 521	400	1 646	1 309	337
CURRENT + CAPITAL ACCOUNT	:	:	:	:	:	:	:	:	:

6.41.
Reporter: BLEU
Partner: Mediterranean Basin Countries

(Mio ECU)

	1992			1993			1994		
	Credit	Debit	Net	Credit	Debit	Net	Credit	Debit	Net
GOODS	2 294	1 049	1 245	2 416	1 182	1 234	2 481	1 200	1 281
SERVICES	283	337	-54	294	404	-111	279	367	-88
Transportation	56	92	-37	67	119	-52	65	108	-43
Sea transport	27	45	-18	32	58	-26	31	53	-21
Air transport	8	13	-5	10	17	-7	9	15	-6
Other transportation	21	34	-13	25	44	-19	24	40	-16
Travel	25	100	-75	33	102	-69	35	115	-80
Other services	202	145	57	194	184	11	179	145	35
Communications services	5	3	1	5	4	1	4	3	1
Construction services	24	5	19	25	12	13	11	5	6
Insurance services	8	5	4	6	5	0	12	5	6
Financial services	21	9	11	27	17	10	20	13	8
Computer and information services	5	5	0	5	6	-1	5	5	-1
Royalties and licence fees	7	4	4	11	4	7	12	4	8
Other business services	85	91	-6	60	98	-37	56	78	-22
Personal, cultural and recreational	2	1	1	2	9	-7	4	4	-1
Government services, n i e	46	23	23	53	29	24	56	26	29
Services not allocated	0	0	0	0	-1	0	0	0	0
INCOME	323	376	-54	265	352	-86	244	353	-108
Compensation of employees	:	:	:	:	:	:	:	:	:
Investment Income	323	376	-54	265	352	-86	244	353	-108
CURRENT TRANSFERS	40	129	-89	39	128	-89	50	155	-105
CURRENT ACCOUNT	2 940	1 891	1 049	3 014	2 066	948	3 054	2 075	979
CURRENT + CAPITAL ACCOUNT	:	:	:	:	:	:	:	:	:

6.42.
Reporter: BLEU
Partner: Maghreb Countries

(Mio ECU)

	1992			1993			1994		
	Credit	Debit	Net	Credit	Debit	Net	Credit	Debit	Net
GOODS	436	510	-73	340	547	-207	349	487	-138
SERVICES	99	92	8	94	97	-3	84	81	3
Transportation	20	21	-2	19	34	-15	15	27	-12
Sea transport	9	10	-1	9	17	-8	7	13	-6
Air transport	3	3	0	3	5	-2	2	4	-2
Other transportation	7	8	-1	7	13	-6	6	10	-4
Travel	4	35	-31	7	31	-23	4	32	-27
Other services	76	36	40	68	32	36	64	22	42
Communications services	2	1	1	1	1	1	1	1	1
Construction services	3	4	-1	4	1	4	3	0	3
Insurance services	3	1	2	3	1	2	6	1	5
Financial services	8	1	7	4	1	3	3	1	2
Computer and information services	2	1	0	2	1	0	1	1	0
Royalties and licence fees	2	1	1	3	1	2	2	1	2
Other business services	41	19	22	30	18	12	23	9	14
Personal, cultural and recreational	1	0	0	1	0	0	1	1	0
Government services, n i e	16	8	9	21	9	12	23	7	16
Services not allocated	0	0	0	0	0	0	0	0	0
INCOME	102	63	39	90	58	32	72	49	23
Compensation of employees	:	:	:	:	:	:	:	:	:
Investment Income	102	63	39	90	58	32	72	49	23
CURRENT TRANSFERS	11	82	-71	10	73	-63	16	87	-71
CURRENT ACCOUNT	649	746	-97	534	775	-241	520	703	-182
CURRENT + CAPITAL ACCOUNT	:	:	:	:	:	:	:	:	:

6.43.

Reporter: BLEU

Partner: Mashrek Countries

(Mio ECU)

	1992			1993			1994		
	Credit	Debit	Net	Credit	Debit	Net	Credit	Debit	Net
GOODS	200	38	161	255	64	192	253	57	195
SERVICES	41	59	-18	45	80	-35	37	62	-25
Transportation	4	14	-9	6	18	-12	6	16	-10
Sea transport	2	7	-5	3	9	-6	3	8	-5
Air transport	1	2	-1	1	3	-2	1	2	-1
Other transportation	2	5	-3	2	7	-4	2	6	-4
Travel	2	10	-8	3	6	-3	3	7	-5
Other services	34	35	0	36	55	-19	28	38	-10
Communications services	1	1	0	1	1	0	1	1	0
Construction services	15	0	15	12	10	2	6	4	2
Insurance services	4	1	3	2	2	0	4	1	2
Financial services	4	2	1	11	10	1	7	4	3
Computer and information services	1	1	0	1	1	0	1	1	0
Royalties and licence fees	1	0	0	1	1	0	3	0	3
Other business services	7	26	-18	5	18	-13	5	22	-17
Personal, cultural and recreational	0	0	0	0	7	-7	0	0	0
Government services, n i e	3	4	-1	3	6	-2	2	4	-2
Services not allocated	0	0	0	0	0	0	0	0	0
INCOME	13	120	-107	11	105	-95	12	114	-102
Compensation of employees	:	:	:	:	:	:	:	:	:
Investment Income	13	120	-107	11	105	-95	12	114	-102
CURRENT TRANSFERS	9	6	3	6	11	-5	9	9	0
CURRENT ACCOUNT	263	224	39	317	260	57	311	242	68
CURRENT + CAPITAL ACCOUNT	:	:	:	:	:	:	:	:	:

6.44.

Reporter: BLEU

Partner: Core Newly Industrialising Countries

(Mio ECU)

	1992			1993			1994		
	Credit	Debit	Net	Credit	Debit	Net	Credit	Debit	Net
GOODS	1 256	1 517	-260	1 646	1 638	8	1 793	1 663	129
SERVICES	227	315	-88	257	376	-119	313	443	-130
Transportation	124	204	-80	133	232	-100	165	235	-70
Sea transport	60	100	-40	64	114	-50	80	115	-35
Air transport	18	29	-11	19	33	-14	24	33	-9
Other transportation	46	75	-29	49	86	-36	62	87	-25
Travel	4	6	-2	3	8	-5	3	9	-6
Other services	99	105	-7	121	136	-14	144	199	-55
Communications services	4	3	1	4	3	1	5	4	1
Construction services	4	1	3	10	0	10	13	13	0
Insurance services	3	4	-1	4	4	0	5	6	-1
Financial services	13	23	-10	21	36	-15	26	43	-17
Computer and information services	4	5	-1	4	6	-1	5	6	-1
Royalties and licence fees	10	4	6	11	3	8	13	6	7
Other business services	56	64	-8	56	75	-19	67	113	-46
Personal, cultural and recreational	1	1	0	1	4	-3	2	4	-2
Government services, n i e	5	2	3	9	4	5	7	3	4
Services not allocated	0	0	0	0	0	0	0	0	0
INCOME	1 050	632	418	1 077	555	522	970	454	516
Compensation of employees	:	:	:	:	:	:	:	:	:
Investment Income	1 050	632	418	1 077	555	522	970	454	516
CURRENT TRANSFERS	15	24	-9	117	124	-7	21	34	-13
CURRENT ACCOUNT	2 548	2 488	60	3 097	2 692	404	3 097	2 594	502
CURRENT + CAPITAL ACCOUNT	:	:	:	:	:	:	:	:	:

6.45.
Reporter: BLEU
Partner: Asian NICs of the second wave of industrialisation

(Mio ECU)

	1992			1993			1994		
	Credit	Debit	Net	Credit	Debit	Net	Credit	Debit	Net
GOODS	298	260	38	351	320	31	470	352	118
SERVICES	42	47	-5	59	74	-15	65	76	-11
Transportation	8	16	-8	13	25	-12	15	24	-8
Sea transport	4	8	-4	6	12	-6	7	12	-4
Air transport	1	2	-1	2	4	-2	2	3	-1
Other transportation	3	6	-3	5	9	-4	6	9	-3
Travel	2	7	-6	1	9	-9	1	11	-10
Other services	32	23	9	45	40	5	49	41	8
Communications services	1	0	0	1	1	0	1	1	0
Construction services	3	0	2	5	0	5	2	0	1
Insurance services	2	1	1	10	1	9	11	2	9
Financial services	6	4	3	10	12	-1	14	21	-6
Computer and information services	1	1	0	1	1	0	1	1	0
Royalties and licence fees	2	2	0	4	3	0	5	0	5
Other business services	14	11	2	9	17	-9	8	13	-5
Personal, cultural and recreational	0	0	0	0	0	0	1	1	0
Government services, n i e	4	3	1	5	4	1	7	3	4
Services not allocated	0	0	0	0	0	0	0	0	0
INCOME	55	51	4	78	60	18	71	37	34
Compensation of employees	:	:	:	:	:	:	:	:	:
Investment Income	55	51	4	78	60	18	71	37	34
CURRENT TRANSFERS	6	36	-30	19	17	2	26	19	7
CURRENT ACCOUNT	402	394	7	507	472	35	632	484	148
CURRENT + CAPITAL ACCOUNT	:	:	:	:	:	:	:	:	:

6.46.
Reporter: BLEU
Partner: Latin American NICs of the second wave of industrialisation

(Mio ECU)

	1992			1993			1994		
	Credit	Debit	Net	Credit	Debit	Net	Credit	Debit	Net
GOODS	372	309	64	389	330	59	479	393	86
SERVICES	74	60	14	117	74	42	100	107	-7
Transportation	22	26	-4	18	34	-17	25	36	-10
Sea transport	10	12	-2	8	17	-8	12	18	-5
Air transport	3	4	0	3	5	-2	4	5	-1
Other transportation	8	9	-1	7	13	-6	9	13	-4
Travel	4	6	-2	5	5	0	5	5	0
Other services	48	28	19	95	35	59	70	66	4
Communications services	1	1	1	2	1	1	2	1	1
Construction services	0	0	0	0	0	0	0	3	-3
Insurance services	7	2	6	10	2	8	8	3	5
Financial services	11	4	8	55	6	49	19	20	-1
Computer and information services	1	1	0	2	1	1	2	2	0
Royalties and licence fees	3	2	1	10	2	8	9	2	7
Other business services	16	16	0	6	18	-12	20	28	-8
Personal, cultural and recreational	0	0	0	0	0	0	1	2	-1
Government services, n i e	7	3	4	9	4	5	10	6	4
Services not allocated	0	0	0	0	0	0	0	0	0
INCOME	561	151	410	586	153	433	644	248	396
Compensation of employees	:	:	:	:	:	:	:	:	:
Investment Income	561	151	410	586	153	433	644	248	396
CURRENT TRANSFERS	15	19	-4	21	24	-3	19	34	-15
CURRENT ACCOUNT	1 022	539	484	1 112	581	531	1 243	782	461
CURRENT + CAPITAL ACCOUNT	:	:	:	:	:	:	:	:	:

6.47.

Reporter: BLEU

Partner: Countries of the Association of South-East Asian Nations

(Mio ECU)

	1992			1993			1994		
	Credit	Debit	Net	Credit	Debit	Net	Credit	Debit	Net
GOODS	597	506	91	827	638	189	973	723	249
SERVICES	127	148	-21	138	180	-43	185	196	-10
Transportation	44	62	-18	45	60	-14	78	72	7
Sea transport	21	30	-9	22	29	-7	38	35	3
Air transport	6	9	-2	7	8	-2	11	10	1
Other transportation	16	23	-6	17	22	-5	29	26	3
Travel	4	12	-7	3	16	-13	2	19	-17
Other services	79	75	4	90	105	-15	105	105	0
Communications services	2	1	1	2	2	1	3	2	1
Construction services	3	1	2	5	6	-1	3	-2	5
Insurance services	3	3	0	12	4	9	13	4	9
Financial services	14	15	-1	18	29	-11	24	39	-15
Computer and information services	2	2	0	2	3	0	3	3	0
Royalties and licence fees	5	5	0	8	5	2	11	3	7
Other business services	37	42	-5	28	50	-22	34	48	-15
Personal, cultural and recreational	2	1	1	0	2	-2	2	3	-1
Government services, n i e	11	5	5	14	5	8	14	5	9
Services not allocated	0	0	0	0	0	0	0	0	0
INCOME	483	326	157	539	298	241	556	238	318
Compensation of employees	:	:	:	:	:	:	:	:	:
Investment Income	483	326	157	539	298	241	556	238	318
CURRENT TRANSFERS	12	52	-40	26	34	-8	34	43	-9
CURRENT ACCOUNT	1 219	1 032	187	1 530	1 151	379	1 748	1 200	548
CURRENT + CAPITAL ACCOUNT	:	:	:	:	:	:	:	:	:

6.48.

Reporter: BLEU

Partner: Community of Independant States

(Mio ECU)

	1992			1993			1994		
	Credit	Debit	Net	Credit	Debit	Net	Credit	Debit	Net
GOODS	130	565	-435	179	590	-411	224	742	-518
SERVICES	38	44	-6	44	74	-29	54	84	-29
Transportation	15	28	-13	16	50	-34	15	48	-33
Sea transport	7	14	-7	8	25	-17	7	23	-16
Air transport	2	4	-2	2	7	-5	2	7	-5
Other transportation	6	11	-5	6	19	-13	5	18	-12
Travel	3	2	2	5	2	3	4	3	1
Other services	20	14	6	23	21	2	36	34	2
Communications services	1	0	0	1	1	0	1	1	0
Construction services	6	0	6	5	0	4	3	0	3
Insurance services	0	0	0	1	0	1	1	0	1
Financial services	5	1	3	1	2	-1	5	1	5
Computer and information services	1	1	0	1	1	0	1	1	0
Royalties and licence fees	1	1	0	4	1	2	8	0	7
Other business services	5	9	-4	4	12	-8	9	25	-16
Personal, cultural and recreational	0	0	0	0	1	0	1	1	0
Government services, n i e	2	1	0	6	3	3	6	4	2
Services not allocated	0	0	0	0	0	0	0	0	0
INCOME	207	64	142	164	54	110	254	50	205
Compensation of employees	:	:	:	:	:	:	:	:	:
Investment Income	207	64	142	164	54	110	254	50	205
CURRENT TRANSFERS	1	3	-2	5	5	0	4	7	-3
CURRENT ACCOUNT	375	676	-301	393	723	-330	537	883	-346
CURRENT + CAPITAL ACCOUNT	:	:	:	:	:	:	:	:	:

7.1.
Reporter: Denmark
Partner: World

(Mio ECU)

	1992			1993			1994		
	Credit	Debit	Net	Credit	Debit	Net	Credit	Debit	Net
GOODS	31 386	26 008	5 379	31 592	25 547	6 045	35 106	29 636	5 470
SERVICES	12 525	9 797	2 727	12 552	10 171	2 381	13 369	11 252	2 117
Transportation	6 696	4 066	2 630	6 860	4 253	2 607	7 356	5 101	2 256
Sea transport	2 801	895	1 906	3 979	1 456	2 523	4 423	1 711	2 712
Air transport	462	137	325	1 044	561	483	946	661	285
Other transportation	3 434	3 035	399	1 836	2 235	-399	1 986	2 728	-742
Travel	2 927	2 741	185	2 667	2 549	119	2 764	2 806	-42
Other services	2 904	2 991	-88	3 025	3 370	-345	3 249	3 345	-96
Communications services	:	:	:	75	55	20	82	67	15
Construction services	352	0	352	305	0	305	52	0	52
Insurance services	90	162	-72	193	356	-163	303	43	260
Financial services	86	35	51	97	41	56	121	62	60
Computer and information services	:	:	:	67	44	22	77	50	27
Royalties and licence fees	366	432	-66	387	432	-45	410	446	-36
Other business services	:	:	:	1 824	2 367	-544	2 129	2 598	-469
Personal, cultural and recreational	4	16	-12	5	18	-13	5	19	-14
Government services, n i e	37	54	-18	73	56	17	69	60	9
Services not allocated	:	:	:	0	0	0	0	0	0
INCOME	12 282	16 442	-4 160	19 721	23 565	-3 844	19 080	23 099	-4 019
Compensation of employees	342	123	219	385	136	248	368	168	200
Investment Income	11 940	16 319	-4 379	19 336	23 429	-4 093	18 712	22 932	-4 219
CURRENT TRANSFERS	1 652	2 330	-678	2 023	2 571	-548	1 834	2 900	-1 065
CURRENT ACCOUNT	:	:	:	65 888	61 854	4 034	69 389	66 887	2 503
CURRENT + CAPITAL ACCOUNT	57 846	54 578	3 268	65 941	61 876	4 065	69 483	66 902	2 581

7.2.
Reporter: Denmark
Partner: Intra EUR12

(Mio ECU)

	1992			1993			1994		
	Credit	Debit	Net	Credit	Debit	Net	Credit	Debit	Net
GOODS	17 517	13 463	4 054	16 921	13 808	3 113	18 233	15 863	2 370
SERVICES	3 709	3 826	-119	3 999	4 020	-21	4 212	3 989	224
Transportation	893	815	77	1 021	789	232	1 081	912	169
Sea transport	456	165	290	614	258	356	693	292	401
Air transport	47	66	-19	37	143	-106	18	162	-144
Other transportation	392	585	-194	370	388	-18	370	457	-88
Travel	1 276	1 362	-85	1 366	1 307	59	1 455	1 454	1
Other services	1 539	1 649	-111	1 611	1 924	-313	1 676	1 622	54
Communications services	:	:	:	25	29	-4	28	27	1
Construction services	158	0	158	162	0	162	25	0	25
Insurance services	51	115	-64	109	327	-218	230	-43	274
Financial services	36	17	19	44	21	22	60	33	27
Computer and information services	:	:	:	33	24	10	27	17	9
Royalties and licence fees	90	77	13	97	77	20	143	75	68
Other business services	:	:	:	1 131	1 418	-287	1 159	1 482	-322
Personal, cultural and recreational	2	8	-7	3	10	-8	2	11	-9
Government services, n i e	14	12	1	8	17	-9	2	21	-19
Services not allocated	:	:	:	0	0	0	0	0	0
INCOME	5 350	8 179	-2 829	8 952	12 300	-3 348	9 507	12 600	-3 093
Compensation of employees	154	64	90	204	79	126	173	96	77
Investment Income	5 196	8 115	-2 919	8 748	12 221	-3 474	9 334	12 504	-3 171
CURRENT TRANSFERS	1 531	1 294	237	1 817	1 439	378	1 645	1 531	114
CURRENT ACCOUNT	:	:	:	31 689	31 566	122	33 597	33 983	-386
CURRENT + CAPITAL ACCOUNT	28 106	26 763	1 344	:	:	:	:	:	:

7.3.

Reporter: Denmark

Partner: Extra EUR12

(Mio ECU)

	1992			1993			1994		
	Credit	Debit	Net	Credit	Debit	Net	Credit	Debit	Net
GOODS	13 869	12 544	1 325	14 671	11 739	2 932	16 873	13 773	3 100
SERVICES	8 818	5 972	2 846	8 553	6 151	2 402	9 157	7 263	1 894
Transportation	5 803	3 251	2 553	5 838	3 464	2 375	6 275	4 188	2 087
Sea transport	2 346	729	1 616	3 365	1 198	2 167	3 730	1 419	2 312
Air transport	415	71	344	1 007	419	588	928	499	429
Other transportation	3 042	2 449	593	1 466	1 847	-381	1 617	2 271	-654
Travel	1 650	1 379	271	1 301	1 241	59	1 309	1 352	-43
Other services	1 364	1 342	22	1 414	1 446	-32	1 573	1 723	-150
Communications services	:	:	:	50	26	24	54	41	14
Construction services	193	0	193	143	0	143	28	0	28
Insurance services	39	47	-8	84	29	55	73	87	-14
Financial services	49	18	31	53	20	34	61	28	33
Computer and information services	:	:	:	33	21	13	50	32	17
Royalties and licence fees	276	355	-79	291	355	-64	268	371	-103
Other business services	:	:	:	693	950	-256	970	1 117	-147
Personal, cultural and recreational	2	8	-6	2	8	-5	3	8	-6
Government services, n i e	23	42	-19	65	39	26	67	39	29
Services not allocated	:	:	:	0	0	0	0	0	0
INCOME	6 933	8 265	-1 331	10 769	11 265	-496	9 573	10 500	-926
Compensation of employees	188	60	129	181	58	123	195	72	123
Investment Income	6 745	8 205	-1 460	10 588	11 207	-619	9 379	10 427	-1 049
CURRENT TRANSFERS	121	1 036	-915	206	1 132	-926	190	1 368	-1 179
CURRENT ACCOUNT	:	:	:	34 200	30 288	3 912	35 793	32 904	2 889
CURRENT + CAPITAL ACCOUNT	29 739	27 816	1 924	:	:	:	:	:	:

7.4.

Reporter: Denmark

Partner: USA

(Mio ECU)

	1992			1993			1994		
	Credit	Debit	Net	Credit	Debit	Net	Credit	Debit	Net
GOODS	:	:	:	1 618	1 207	412	1 844	1 431	413
SERVICES	:	:	:	4 017	4 060	-43	4 640	4 804	-164
Transportation	:	:	:	3 370	3 003	368	3 792	3 554	237
Sea transport	:	:	:	2 558	1 053	1 505	2 877	1 216	1 661
Air transport	:	:	:	4	331	-327	2	395	-393
Other transportation	:	:	:	809	1 619	-810	912	1 942	-1 030
Travel	:	:	:	410	522	-112	507	695	-189
Other services	:	:	:	237	536	-299	342	555	-213
Communications services	:	:	:	11	4	7	11	4	6
Construction services	:	:	:	32	0	32	5	0	5
Insurance services	:	:	:	40	21	19	31	42	-11
Financial services	:	:	:	4	2	2	6	3	3
Computer and information services	:	:	:	6	6	0	10	8	2
Royalties and licence fees	:	:	:	19	240	-221	28	259	-231
Other business services	:	:	:	79	251	-172	211	214	-3
Personal, cultural and recreational	:	:	:	1	2	-2	1	2	-1
Government services, n i e	:	:	:	45	10	35	39	22	17
Services not allocated	:	:	:	0	0	0	0	0	0
INCOME	:	:	:	876	1 036	-160	1 031	1 181	-150
Compensation of employees	:	:	:	40	17	23	37	17	20
Investment Income	:	:	:	836	1 018	-183	994	1 164	-170
CURRENT TRANSFERS	:	:	:	12	75	-63	7	60	-53
CURRENT ACCOUNT	:	:	:	6 523	6 378	145	7 523	7 477	45
CURRENT + CAPITAL ACCOUNT	:	:	:	:	:	:	:	:	:

7.5.

Reporter: Denmark

Partner: Japan

(Mio ECU)

	1992			1993			1994		
	Credit	Debit	Net	Credit	Debit	Net	Credit	Debit	Net
GOODS	:	:	:	1 290	872	418	1 394	1 024	370
SERVICES	:	:	:	64	117	-53	106	247	-141
Transportation	:	:	:	9	67	-59	9	117	-109
Sea transport	:	:	:	6	24	-17	6	40	-34
Air transport	:	:	:	0	7	-7	0	12	-12
Other transportation	:	:	:	2	36	-34	2	65	-63
Travel	:	:	:	23	5	18	29	5	24
Other services	:	:	:	32	44	-13	69	125	-56
Communications services	:	:	:	1	2	-1	1	5	-4
Construction services	:	:	:	4	0	4	1	0	1
Insurance services	:	:	:	3	-4	7	4	-1	5
Financial services	:	:	:	1	0	0	1	0	0
Computer and information services	:	:	:	0	1	-1	0	3	-3
Royalties and licence fees	:	:	:	29	3	27	32	0	32
Other business services	:	:	:	-7	40	-47	29	112	-83
Personal, cultural and recreational	:	:	:	0	0	0	0	1	-1
Government services, n i e	:	:	:	1	3	-2	1	4	-3
Services not allocated	:	:	:	0	0	0	0	0	0
INCOME	:	:	:	101	178	-77	83	178	-95
Compensation of employees	:	:	:	5	3	2	6	10	-5
Investment Income	:	:	:	95	175	-79	77	168	-91
CURRENT TRANSFERS	:	:	:	0	0	0	0	5	-5
CURRENT ACCOUNT	:	:	:	1 455	1 167	288	1 583	1 454	129
CURRENT + CAPITAL ACCOUNT	:	:	:	:	:	:	:	:	:

8.1.

Reporter: Germany
Partner: World

(Mio ECU)

	1992			1993			1994		
	Credit	Debit	Net	Credit	Debit	Net	Credit	Debit	Net
GOODS	332 432	311 919	20 512	326 732	292 792	33 939	361 821	320 427	41 394
SERVICES	51 792	72 840	-21 048	53 097	80 011	-26 914	52 985	84 778	-31 793
Transportation	13 225	16 901	-3 676	13 874	17 474	-3 599	14 341	18 565	-4 225
Sea transport	3 793	5 486	-1 693	4 381	5 675	-1 294	4 615	6 416	-1 801
Air transport	6 559	5 878	681	6 735	5 980	755	6 955	5 951	1 004
Other transportation	2 873	5 537	-2 664	2 758	5 819	-3 060	2 771	6 198	-3 428
Travel	8 784	28 521	-19 737	9 297	32 484	-23 187	9 256	35 117	-25 861
Other services	29 782	27 419	2 364	29 926	30 053	-128	29 389	31 096	-1 708
Communications services	1 683	2 084	-401	460	1 122	-662	558	1 233	-675
Construction services	3 380	3 008	371	3 531	3 618	-86	3 075	3 721	-646
Insurance services	728	514	214	859	605	254	1 149	706	443
Financial services	1 061	275	786	1 576	354	1 222	1 220	375	845
Computer and information services	367	440	-73	600	707	-107	735	733	2
Royalties and licence fees	1 601	3 482	-1 881	1 741	3 783	-2 042	1 841	3 793	-1 952
Other business services	11 534	15 592	-4 058	13 001	17 327	-4 326	13 791	17 980	-4 189
Personal, cultural and recreational	67	911	-843	117	1 265	-1 149	127	1 485	-1 357
Government services, n i e	9 362	1 114	8 248	8 040	1 272	6 768	6 892	1 070	5 822
Services not allocated	0	0	0	0	0	0	0	0	0
INCOME	59 585	49 188	10 397	65 776	57 337	8 439	64 622	65 550	-928
Compensation of employees	2 056	3 913	-1 858	2 150	4 607	-2 456	2 165	4 621	-2 456
Investment Income	57 529	45 275	12 254	63 626	52 731	10 895	62 457	60 929	1 528
CURRENT TRANSFERS	14 895	42 081	-27 185	15 440	45 559	-30 120	17 345	49 255	-31 909
CURRENT ACCOUNT	458 703	476 028	-17 325	461 044	475 700	-14 656	496 774	520 010	-23 236
CURRENT + CAPITAL ACCOUNT	459 565	476 434	-16 869	462 221	476 464	-14 243	498 091	521 164	-23 073

8.2.

Reporter: Germany
Partner: Intra EUR15

(Mio ECU)

	1992			1993			1994		
	Credit	Debit	Net	Credit	Debit	Net	Credit	Debit	Net
GOODS	210 476	187 426	23 050	191 481	165 406	26 075	210 087	180 194	29 892
SERVICES	25 260	41 401	-16 141	26 382	45 107	-18 725	26 175	47 375	-21 200
Transportation	6 103	9 151	-3 048	6 429	9 217	-2 788	6 703	10 108	-3 404
Sea transport	1 632	2 690	-1 057	2 121	2 719	-598	2 309	3 024	-715
Air transport	2 386	2 718	-332	2 359	2 704	-345	2 444	2 757	-313
Other transportation	2 085	3 744	-1 659	1 950	3 794	-1 845	1 950	4 327	-2 376
Travel	6 209	19 080	-12 871	6 298	21 644	-15 346	6 281	23 347	-17 066
Other services	12 947	13 169	-222	13 655	14 246	-591	13 190	13 920	-730
Communications services	661	954	-294	180	473	-293	226	474	-247
Construction services	1 214	1 583	-369	1 167	1 983	-816	760	1 784	-1 024
Insurance services	397	288	109	429	334	96	595	365	230
Financial services	593	200	392	1 044	247	797	780	236	544
Computer and information services	224	247	-23	430	428	2	476	396	80
Royalties and licence fees	676	1 145	-470	747	1 186	-439	827	1 156	-329
Other business services	6 541	7 965	-1 423	7 165	8 602	-1 437	7 691	8 485	-794
Personal, cultural and recreational	48	363	-315	100	536	-436	109	600	-491
Government services, n i e	2 593	423	2 170	2 394	458	1 936	1 727	425	1 302
Services not allocated	0	0	0	0	0	0	0	0	0
INCOME	36 767	30 102	6 666	41 802	37 404	4 398	40 448	42 282	-1 834
Compensation of employees	568	2 271	-1 703	604	2 433	-1 829	610	2 410	-1 800
Investment Income	36 199	27 830	8 369	41 198	34 971	6 227	39 838	39 872	-34
CURRENT TRANSFERS	10 477	26 850	-16 373	10 927	29 053	-18 126	11 816	32 166	-20 350
CURRENT ACCOUNT	282 980	285 778	-2 798	270 592	276 969	-6 377	288 525	302 017	-13 492
CURRENT + CAPITAL ACCOUNT	:	:	:	:	:	:	:	:	:

8.3.

Reporter: Germany
Partner: Extra EUR15

	(Mio ECU)								
	1992			1993			1994		
	Credit	Debit	Net	Credit	Debit	Net	Credit	Debit	Net
GOODS	121 484	124 362	-2 878	134 525	127 302	7 223	150 818	138 980	11 838
SERVICES	26 088	31 398	-5 310	26 254	34 852	-8 597	26 296	37 357	-11 061
Transportation	6 753	7 749	-995	7 044	8 256	-1 213	7 160	8 458	-1 297
Sea transport	2 161	2 797	-636	2 260	2 956	-696	2 306	3 392	-1 086
Air transport	3 805	3 159	646	3 975	3 276	699	4 034	3 194	840
Other transportation	787	1 793	-1 005	809	2 024	-1 216	820	1 872	-1 052
Travel	2 509	9 400	-6 890	2 943	10 789	-7 846	2 941	11 725	-8 785
Other services	16 825	14 250	2 576	16 268	15 807	461	16 195	17 174	-979
Communications services	1 022	1 130	-108	280	649	-369	332	758	-427
Construction services	2 165	1 425	740	2 364	1 634	730	2 315	1 938	377
Insurance services	331	225	106	430	272	159	555	342	213
Financial services	459	75	384	531	107	423	437	138	298
Computer and information services	143	193	-50	169	279	-109	259	337	-77
Royalties and licence fees	925	2 336	-1 411	994	2 598	-1 604	1 014	2 637	-1 623
Other business services	4 992	7 627	-2 635	5 835	8 724	-2 889	6 099	9 494	-3 395
Personal, cultural and recreational	19	548	-529	18	729	-712	19	884	-866
Government services, n i e	6 769	690	6 079	5 647	814	4 832	5 166	645	4 520
Services not allocated	0	0	0	0	0	0	0	0	0
INCOME	22 816	19 085	3 730	23 973	19 929	4 043	24 156	23 259	897
Compensation of employees	1 487	1 642	-155	1 547	2 173	-626	1 555	2 211	-657
Investment Income	21 329	17 444	3 885	22 426	17 756	4 670	22 601	21 047	1 553
CURRENT TRANSFERS	4 417	15 059	-10 642	4 509	16 314	-11 806	5 526	16 931	-11 405
CURRENT ACCOUNT	174 805	189 904	-15 099	189 260	198 397	-9 137	206 796	216 526	-9 731
CURRENT + CAPITAL ACCOUNT	:	:	:	:	:	:	:	:	:

8.4.

Reporter: Germany
Partner: Intra EUR12

	(Mio ECU)								
	1992			1993			1994		
	Credit	Debit	Net	Credit	Debit	Net	Credit	Debit	Net
GOODS	180 322	163 982	16 340	162 781	142 856	19 925	178 072	154 719	23 353
SERVICES	21 181	33 669	-12 488	22 588	36 526	-13 938	22 143	38 747	-16 604
Transportation	4 950	8 277	-3 328	5 391	8 055	-2 664	5 585	8 829	-3 244
Sea transport	1 351	2 503	-1 152	1 859	2 521	-663	2 033	2 763	-731
Air transport	1 910	2 334	-424	1 912	2 298	-386	1 944	2 332	-389
Other transportation	1 689	3 440	-1 751	1 621	3 235	-1 615	1 608	3 733	-2 125
Travel	4 491	14 077	-9 586	4 685	16 252	-11 567	4 594	18 009	-13 415
Other services	11 740	11 315	425	12 512	12 219	293	11 964	11 909	55
Communications services	513	785	-273	152	434	-282	188	438	-251
Construction services	1 051	1 254	-203	1 013	1 466	-453	636	1 371	-736
Insurance services	357	263	94	374	311	63	534	339	195
Financial services	473	198	275	977	245	732	696	230	466
Computer and information services	198	212	-14	394	383	11	418	337	81
Royalties and licence fees	571	1 043	-473	621	1 090	-469	687	1 052	-365
Other business services	5 952	6 839	-887	6 512	7 352	-840	6 989	7 191	-202
Personal, cultural and recreational	34	315	-281	77	497	-419	91	539	-448
Government services, n i e	2 592	405	2 187	2 392	441	1 952	1 725	411	1 314
Services not allocated	0	0	0	0	0	0	0	0	0
INCOME	33 766	28 155	5 611	39 121	35 094	4 027	37 783	39 676	-1 892
Compensation of employees	516	1 898	-1 382	549	2 035	-1 486	553	2 012	-1 459
Investment Income	33 250	26 257	6 993	38 572	33 060	5 513	37 230	37 663	-433
CURRENT TRANSFERS	9 851	25 819	-15 968	10 229	28 032	-17 803	11 029	31 002	-19 973
CURRENT ACCOUNT	245 119	251 625	-6 506	234 719	242 508	-7 789	249 027	264 144	-15 117
CURRENT + CAPITAL ACCOUNT	:	:	:	:	:	:	:	:	:

8.5.

Reporter: Germany
Partner: Extra EUR12

	(Mio ECU)								
	1992			1993			1994		
	Credit	Debit	Net	Credit	Debit	Net	Credit	Debit	Net
GOODS	151 625	147 806	3 819	163 225	149 851	13 374	182 833	164 455	18 378
SERVICES	30 167	39 439	-9 271	30 050	43 434	-13 384	30 330	45 986	-15 656
Transportation	7 906	8 949	-1 043	8 083	9 420	-1 337	8 279	9 737	-1 458
Sea transport	2 442	2 984	-541	2 523	3 154	-631	2 583	3 653	-1 071
Air transport	4 281	3 543	738	4 422	3 683	740	4 534	3 619	916
Other transportation	1 183	2 423	-1 239	1 138	2 583	-1 445	1 162	2 465	-1 303
Travel	4 227	14 402	-10 175	4 555	16 180	-11 625	4 629	17 063	-12 435
Other services	18 033	16 087	1 946	17 411	17 834	-422	17 422	19 185	-1 764
Communications services	1 171	1 281	-111	308	688	-380	370	794	-424
Construction services	2 328	1 755	573	2 519	2 151	367	2 440	2 350	89
Insurance services	371	251	120	485	294	191	615	368	247
Financial services	579	77	502	598	109	488	521	145	377
Computer and information services	169	228	-58	206	324	-118	317	396	-79
Royalties and licence fees	1 030	2 438	-1 408	1 120	2 693	-1 573	1 154	2 741	-1 587
Other business services	5 582	8 753	-3 171	6 489	9 974	-3 485	6 801	10 788	-3 987
Personal, cultural and recreational	33	595	-563	40	768	-729	36	945	-909
Government services, n i e	6 770	708	6 062	5 648	831	4 816	5 167	659	4 508
Services not allocated	0	0	0	0	0	0	0	0	0
INCOME	25 818	21 032	4 786	26 653	22 239	4 413	26 820	25 865	955
Compensation of employees	1 539	2 015	-476	1 601	2 572	-970	1 612	2 609	-997
Investment Income	24 279	19 017	5 262	25 051	19 668	5 384	25 208	23 256	1 952
CURRENT TRANSFERS	5 043	16 089	-11 046	5 207	17 336	-12 129	6 313	18 095	-11 782
CURRENT ACCOUNT	212 652	224 366	-11 713	225 134	232 860	-7 726	246 296	254 402	-8 106
CURRENT + CAPITAL ACCOUNT	:	:	:	:	:	:	:	:	:

8.6.

Reporter: Germany
Partner: EFTA

	(Mio ECU)								
	1992			1993			1994		
	Credit	Debit	Net	Credit	Debit	Net	Credit	Debit	Net
GOODS	20 752	16 931	3 821	20 587	17 115	3 472	22 777	18 891	3 887
SERVICES	2 680	6 349	-3 669	3 016	7 205	-4 189	3 287	7 482	-4 195
Transportation	830	1 075	-245	890	1 190	-300	868	1 078	-210
Sea transport	256	406	-150	301	531	-230	306	591	-284
Air transport	305	292	14	327	277	50	319	235	84
Other transportation	268	378	-109	262	382	-120	242	252	-10
Travel	583	2 228	-1 645	641	2 552	-1 911	732	2 769	-2 037
Other services	1 268	3 046	-1 778	1 485	3 463	-1 978	1 687	3 635	-1 948
Communications services	122	176	-54	72	163	-91	70	74	-4
Construction services	139	211	-73	230	265	-35	347	195	151
Insurance services	50	105	-54	82	149	-67	88	197	-109
Financial services	50	17	33	65	25	40	45	33	12
Computer and information services	66	90	-23	71	102	-30	104	127	-23
Royalties and licence fees	93	406	-313	84	417	-333	94	436	-343
Other business services	730	1 843	-1 114	866	2 115	-1 249	926	2 170	-1 243
Personal, cultural and recreational	13	171	-158	11	203	-192	11	378	-366
Government services, n i e	5	27	-22	3	24	-21	3	25	-23
Services not allocated	0	0	0	0	0	0	0	0	0
INCOME	3 565	5 297	-1 732	3 574	5 901	-2 327	3 449	7 206	-3 757
Compensation of employees	1 113	67	1 046	1 118	76	1 042	1 126	77	1 049
Investment Income	2 453	5 230	-2 778	2 456	5 825	-3 369	2 323	7 128	-4 805
CURRENT TRANSFERS	1 138	1 664	-525	1 217	1 885	-669	1 440	2 236	-796
CURRENT ACCOUNT	28 136	30 241	-2 105	28 394	32 106	-3 712	30 954	35 815	-4 861
CURRENT + CAPITAL ACCOUNT	:	:	:	:	:	:	:	:	:

8.7.

Reporter: Germany

Partner: Other European Countries

(Mio ECU)

	1992			1993			1994		
	Credit	Debit	Net	Credit	Debit	Net	Credit	Debit	Net
GOODS	25 683	23 294	2 389	30 168	24 290	5 878	32 421	29 122	3 299
SERVICES	2 655	3 984	-1 329	2 562	4 756	-2 194	2 566	5 235	-2 669
Transportation	738	1 351	-613	840	1 591	-751	810	1 839	-1 029
Sea transport	158	373	-215	210	462	-253	151	558	-407
Air transport	339	337	2	383	438	-55	407	450	-43
Other transportation	241	641	-400	247	690	-443	252	832	-580
Travel	163	1 279	-1 117	197	1 574	-1 377	226	1 529	-1 303
Other services	1 754	1 354	400	1 526	1 592	-66	1 530	1 866	-336
Communications services	115	294	-180	26	136	-110	42	200	-158
Construction services	378	368	10	394	476	-82	558	622	-64
Insurance services	21	10	11	21	14	7	24	15	9
Financial services	60	1	59	96	2	95	58	2	57
Computer and information services	17	10	7	20	12	8	32	18	14
Royalties and licence fees	31	14	17	75	22	54	44	25	19
Other business services	546	604	-58	611	831	-219	717	930	-213
Personal, cultural and recreational	1	13	-12	1	11	-10	2	14	-12
Government services, n i e	585	39	545	281	89	192	53	40	13
Services not allocated	0	0	0	0	0	0	0	0	0
INCOME	2 002	1 367	636	2 583	2 002	581	2 859	2 102	756
Compensation of employees	35	1 039	-1 004	41	1 489	-1 448	50	1 555	-1 505
Investment Income	1 966	327	1 639	2 542	513	2 029	2 809	547	2 262
CURRENT TRANSFERS	510	5 128	-4 617	716	5 914	-5 198	694	6 013	-5 319
CURRENT ACCOUNT	30 850	33 772	-2 922	36 029	36 962	-933	38 540	42 472	-3 932
CURRENT + CAPITAL ACCOUNT	:	:	:	:	:	:	:	:	:

8.8.

Reporter: Germany

Partner: Czech Republic

(Mio ECU)

	1992			1993			1994		
	Credit	Debit	Net	Credit	Debit	Net	Credit	Debit	Net
GOODS	4 264	3 610	654	4 148	3 331	816	5 218	4 388	830
SERVICES	282	467	-185	321	488	-166	339	499	-160
Transportation	109	159	-50	96	120	-24	104	124	-20
Sea transport	16	0	15	11	3	9	6	6	1
Air transport	23	4	19	21	5	15	24	6	18
Other transportation	70	154	-84	64	113	-49	74	112	-38
Travel	55	146	-91	68	200	-132	74	200	-126
Other services	118	162	-44	157	167	-10	162	176	-14
Communications services	8	15	-7	2	11	-10	4	13	-9
Construction services	19	64	-45	23	52	-28	18	48	-30
Insurance services	1	0	1	2	0	2	3	0	3
Financial services	1	0	1	2	1	1	1	0	1
Computer and information services	14	2	11	14	3	11	14	5	9
Royalties and licence fees	3	3	0	20	2	19	5	4	2
Other business services	71	70	1	95	96	-2	117	102	15
Personal, cultural and recreational	0	6	-6	0	2	-2	0	4	-4
Government services, n i e	0	1	-1	0	2	-2	0	1	-1
Services not allocated	0	0	0	0	0	0	0	0	0
INCOME	104	452	-348	55	627	-573	55	651	-597
Compensation of employees	1	433	-432	2	604	-602	3	627	-625
Investment Income	103	19	84	53	24	29	52	24	28
CURRENT TRANSFERS	153	73	81	177	100	76	183	129	54
CURRENT ACCOUNT	4 804	4 601	202	4 701	4 547	154	5 795	5 668	127
CURRENT + CAPITAL ACCOUNT	:	:	:	:	:	:	:	:	:

8.9.
Reporter: Germany
Partner: Hungary

(Mio ECU)

	1992			1993			1994		
	Credit	Debit	Net	Credit	Debit	Net	Credit	Debit	Net
GOODS	2 372	2 237	135	2 754	2 306	448	3 423	2 781	642
SERVICES	135	326	-192	160	361	-202	161	328	-167
Transportation	39	45	-6	39	36	4	40	25	15
Sea transport	1	0	0	1	1	-1	1	1	-1
Air transport	16	9	6	14	8	6	17	5	12
Other transportation	22	35	-13	25	27	-2	23	19	4
Travel	22	144	-121	15	170	-155	11	155	-143
Other services	73	138	-64	105	155	-50	110	148	-38
Communications services	10	11	0	2	3	-1	4	4	1
Construction services	9	51	-42	6	60	-54	14	35	-21
Insurance services	1	0	1	2	0	2	2	0	2
Financial services	11	0	11	41	0	41	25	0	25
Computer and information services	0	5	-5	3	5	-3	7	6	1
Royalties and licence fees	5	3	1	8	6	3	6	4	2
Other business services	36	60	-24	44	77	-33	52	94	-42
Personal, cultural and recreational	0	2	-2	0	2	-2	0	2	-2
Government services, n i e	0	4	-4	0	3	-3	0	3	-3
Services not allocated	0	0	0	0	0	0	0	0	0
INCOME	324	56	268	264	99	166	332	92	240
Compensation of employees	6	25	-19	5	34	-29	7	34	-27
Investment Income	318	31	287	260	65	195	324	58	266
CURRENT TRANSFERS	15	87	-72	25	88	-64	24	108	-84
CURRENT ACCOUNT	2 845	2 706	139	3 203	2 855	348	3 939	3 309	631
CURRENT + CAPITAL ACCOUNT	:	:	:	:	:	:	:	:	:

8.10.
Reporter: Germany
Partner: Poland

(Mio ECU)

	1992			1993			1994		
	Credit	Debit	Net	Credit	Debit	Net	Credit	Debit	Net
GOODS	4 222	3 942	281	5 268	4 357	911	5 623	5 128	495
SERVICES	292	678	-387	275	825	-549	286	854	-567
Transportation	123	297	-174	115	335	-220	107	443	-336
Sea transport	50	73	-23	34	75	-41	29	83	-54
Air transport	8	4	4	12	6	6	14	5	9
Other transportation	65	219	-154	69	255	-185	64	356	-292
Travel	33	113	-80	48	169	-121	51	100	-49
Other services	136	268	-133	112	321	-209	128	310	-181
Communications services	8	13	-4	2	20	-18	5	28	-23
Construction services	55	130	-75	24	134	-110	34	88	-54
Insurance services	2	2	0	3	3	0	3	3	0
Financial services	1	0	1	1	0	1	2	0	2
Computer and information services	0	1	-1	0	1	-1	1	2	-1
Royalties and licence fees	1	3	-2	2	7	-5	4	2	2
Other business services	68	111	-43	80	145	-65	79	177	-98
Personal, cultural and recreational	0	1	-1	0	2	-2	1	3	-2
Government services, n i e	0	6	-6	0	9	-9	0	8	-8
Services not allocated	0	0	0	0	0	0	0	0	0
INCOME	216	439	-223	205	685	-480	394	751	-357
Compensation of employees	7	394	-387	13	622	-609	12	660	-648
Investment Income	208	44	164	192	63	129	382	91	291
CURRENT TRANSFERS	206	257	-51	318	245	73	311	250	61
CURRENT ACCOUNT	4 936	5 315	-380	6 066	6 111	-45	6 614	6 982	-368
CURRENT + CAPITAL ACCOUNT	:	:	:	:	:	:	:	:	:

8.11.
Reporter: Germany
Partner: Russia

(Mio ECU)

	1992			1993			1994		
	Credit	Debit	Net	Credit	Debit	Net	Credit	Debit	Net
GOODS	6 022	5 634	388	6 200	5 517	683	5 941	6 676	-735
SERVICES	1 134	471	663	861	580	281	811	893	-82
Transportation	89	268	-180	142	298	-157	120	351	-231
Sea transport	27	186	-159	85	240	-154	48	312	-264
Air transport	29	28	1	30	21	9	31	9	22
Other transportation	33	54	-22	26	38	-12	40	29	11
Travel	0	71	-71	3	47	-44	21	44	-23
Other services	1 045	131	914	717	234	482	671	498	173
Communications services	5	15	-10	9	21	-12	10	21	-11
Construction services	219	18	200	202	45	156	350	251	100
Insurance services	13	7	6	7	9	-2	5	10	-5
Financial services	23	0	23	4	0	4	6	0	6
Computer and information services	1	0	1	1	1	0	4	2	2
Royalties and licence fees	4	0	4	25	2	23	12	4	8
Other business services	194	79	115	188	143	45	233	193	40
Personal, cultural and recreational	0	1	-1	0	2	-2	0	3	-3
Government services, n i e	585	9	575	280	10	270	51	15	37
Services not allocated	0	0	0	0	0	0	0	0	0
INCOME	710	73	637	1 389	89	1 299	1 275	101	1 174
Compensation of employees	9	21	-11	6	24	-18	7	25	-18
Investment Income	701	52	648	1 383	66	1 317	1 267	76	1 191
CURRENT TRANSFERS	46	1 722	-1 676	71	1 937	-1 866	43	1 651	-1 608
CURRENT ACCOUNT	7 912	7 900	12	8 521	8 123	398	8 070	9 321	-1 251
CURRENT + CAPITAL ACCOUNT	:	:	:	:	:	:	:	:	:

8.12.
Reporter: Germany
Partner: Turkey

(Mio ECU)

	1992			1993			1994		
	Credit	Debit	Net	Credit	Debit	Net	Credit	Debit	Net
GOODS	3 295	3 307	-12	4 414	3 467	947	3 315	3 693	-378
SERVICES	270	967	-697	284	1 030	-746	260	836	-576
Transportation	69	56	13	68	66	3	74	40	34
Sea transport	19	18	1	13	18	-5	9	17	-8
Air transport	41	20	21	44	24	20	54	17	37
Other transportation	10	18	-8	11	23	-12	11	6	5
Travel	17	518	-501	20	609	-589	14	484	-470
Other services	184	393	-210	196	355	-160	173	313	-140
Communications services	45	161	-116	6	53	-46	9	91	-82
Construction services	27	58	-31	28	72	-44	31	51	-20
Insurance services	2	0	2	2	1	2	3	1	3
Financial services	15	0	15	43	1	42	19	1	19
Computer and information services	1	0	0	2	1	1	3	1	2
Royalties and licence fees	10	1	9	13	1	12	13	2	11
Other business services	82	160	-78	100	174	-74	93	162	-70
Personal, cultural and recreational	0	0	0	1	1	0	1	1	0
Government services, n i e	0	11	-11	0	53	-53	1	4	-3
Services not allocated	0	0	0	0	0	0	0	0	0
INCOME	386	106	280	357	205	152	451	173	278
Compensation of employees	5	16	-11	6	18	-12	7	17	-9
Investment Income	381	90	291	351	187	164	444	156	287
CURRENT TRANSFERS	13	2 369	-2 356	20	2 833	-2 813	21	2 965	-2 944
CURRENT ACCOUNT	3 964	6 750	-2 786	5 074	7 535	-2 461	4 047	7 668	-3 621
CURRENT + CAPITAL ACCOUNT	:	:	:	:	:	:	:	:	:

8.13.
Reporter: Germany
Partner: Africa

(Mio ECU)

	1992			1993			1994		
	Credit	Debit	Net	Credit	Debit	Net	Credit	Debit	Net
GOODS	7 701	7 703	-3	7 479	7 117	363	7 668	6 976	692
SERVICES	1 667	2 843	-1 177	1 848	2 926	-1 077	1 464	3 015	-1 551
Transportation	399	489	-90	337	466	-130	338	487	-149
Sea transport	143	92	51	81	95	-14	66	110	-44
Air transport	231	300	-69	228	256	-28	245	266	-21
Other transportation	25	97	-72	28	116	-88	28	111	-84
Travel	134	1 788	-1 654	167	1 853	-1 686	159	1 923	-1 765
Other services	1 134	566	568	1 344	606	738	967	605	362
Communications services	33	56	-23	3	37	-35	7	36	-30
Construction services	698	167	532	745	136	609	446	133	313
Insurance services	14	0	14	21	1	20	26	1	25
Financial services	26	1	25	15	2	13	14	2	12
Computer and information services	2	0	1	2	2	0	4	1	3
Royalties and licence fees	29	2	27	38	2	36	29	4	24
Other business services	331	301	30	520	385	135	441	392	49
Personal, cultural and recreational	0	3	-3	1	3	-3	0	3	-3
Government services, n i e	0	36	-36	1	39	-39	1	34	-33
Services not allocated	0	0	0	0	0	0	0	0	0
INCOME	1 228	248	980	1 112	264	848	951	263	688
Compensation of employees	56	79	-23	60	81	-21	70	73	-3
Investment Income	1 172	169	1 003	1 052	184	869	881	190	691
CURRENT TRANSFERS	65	1 007	-942	109	1 121	-1 011	138	1 131	-992
CURRENT ACCOUNT	10 660	11 802	-1 141	10 550	11 427	-878	10 221	11 384	-1 163
CURRENT + CAPITAL ACCOUNT	:	:	:	:	:	:	:	:	:

8.14.
Reporter: Germany
Partner: North African Countries

(Mio ECU)

	1992			1993			1994		
	Credit	Debit	Net	Credit	Debit	Net	Credit	Debit	Net
GOODS	3 051	3 771	-720	3 314	3 764	-450	3 365	3 441	-75
SERVICES	439	1 795	-1 356	460	1 859	-1 400	410	1 864	-1 453
Transportation	123	212	-89	106	208	-101	113	206	-93
Sea transport	44	42	2	21	43	-22	31	47	-16
Air transport	69	153	-84	73	141	-68	71	149	-78
Other transportation	11	17	-6	12	24	-11	12	11	1
Travel	30	1 401	-1 371	46	1 443	-1 397	42	1 462	-1 420
Other services	286	182	103	307	208	99	255	195	60
Communications services	9	23	-14	1	25	-24	1	22	-21
Construction services	172	44	129	153	48	106	119	54	65
Insurance services	2	0	2	4	0	4	3	0	3
Financial services	9	1	8	6	1	5	6	1	5
Computer and information services	0	0	0	0	0	0	0	0	0
Royalties and licence fees	4	1	3	3	1	2	3	1	3
Other business services	90	109	-19	141	128	13	123	112	11
Personal, cultural and recreational	0	1	-1	0	1	-1	0	1	-1
Government services, n i e	0	4	-4	0	5	-5	1	6	-5
Services not allocated	0	0	0	0	0	0	0	0	0
INCOME	513	112	401	355	117	238	185	116	69
Compensation of employees	8	22	-14	10	23	-12	14	22	-9
Investment Income	505	90	415	345	95	250	172	94	77
CURRENT TRANSFERS	10	145	-135	15	161	-146	14	173	-159
CURRENT ACCOUNT	4 013	5 823	-1 810	4 144	5 902	-1 758	3 974	5 593	-1 619
CURRENT + CAPITAL ACCOUNT	:	:	:	:	:	:	:	:	:

8.15.

Reporter: Germany

Partner: Morocco

(Mio ECU)

	1992			1993			1994		
	Credit	Debit	Net	Credit	Debit	Net	Credit	Debit	Net
GOODS	530	442	88	551	457	93	650	463	188
SERVICES	43	222	-179	36	241	-205	37	225	-188
Transportation	17	8	9	15	11	4	19	8	10
Sea transport	8	1	6	6	2	4	11	2	9
Air transport	7	4	2	7	5	2	6	6	0
Other transportation	2	2	0	3	4	-1	2	1	1
Travel	8	198	-190	12	213	-201	7	190	-182
Other services	17	15	1	9	18	-8	11	27	-16
Communications services	1	2	-1	0	2	-2	0	4	-4
Construction services	1	0	0	1	4	-3	2	5	-3
Insurance services	0	0	0	1	0	1	1	0	1
Financial services	0	0	0	1	0	1	1	0	1
Computer and information services	0	0	0	0	0	0	0	0	0
Royalties and licence fees	0	0	0	0	0	0	0	0	0
Other business services	13	11	2	8	11	-3	8	16	-8
Personal, cultural and recreational	0	0	0	0	0	0	0	0	0
Government services, n i e	0	1	-1	0	2	-2	0	2	-2
Services not allocated	0	0	0	0	0	0	0	0	0
INCOME	42	16	26	32	33	-1	29	21	8
Compensation of employees	2	3	0	3	3	-1	4	3	1
Investment Income	39	13	26	29	29	0	25	18	7
CURRENT TRANSFERS	3	50	-48	3	61	-58	3	69	-67
CURRENT ACCOUNT	617	730	-113	622	792	-170	719	778	-59
CURRENT + CAPITAL ACCOUNT	:	:	:	:	:	:	:	:	:

8.16.

Reporter: Germany

Partner: Other African Countries

(Mio ECU)

	1992			1993			1994		
	Credit	Debit	Net	Credit	Debit	Net	Credit	Debit	Net
GOODS	4 649	3 932	717	4 165	3 353	813	4 303	3 535	768
SERVICES	1 229	1 047	182	1 389	1 067	322	1 053	1 152	-99
Transportation	276	276	0	230	259	-29	226	281	-56
Sea transport	99	49	50	59	52	7	36	64	-28
Air transport	163	148	15	155	115	41	174	117	57
Other transportation	14	79	-65	16	92	-76	16	100	-85
Travel	104	387	-283	121	410	-289	116	461	-345
Other services	849	384	465	1 038	398	639	711	410	301
Communications services	24	33	-9	2	12	-10	6	15	-9
Construction services	527	123	403	592	89	503	327	79	248
Insurance services	12	0	12	17	1	17	23	1	22
Financial services	17	0	17	9	0	9	8	1	7
Computer and information services	2	0	1	2	2	0	4	1	3
Royalties and licence fees	25	1	24	35	1	35	25	4	21
Other business services	241	192	49	379	257	122	318	280	37
Personal, cultural and recreational	0	2	-2	1	3	-2	0	2	-2
Government services, n i e	0	31	-31	1	35	-34	1	28	-28
Services not allocated	0	0	0	0	0	0	0	0	0
INCOME	715	136	579	758	147	611	766	147	620
Compensation of employees	48	56	-9	50	58	-8	57	51	6
Investment Income	667	79	588	708	89	619	710	96	614
CURRENT TRANSFERS	55	863	-807	95	960	-864	125	958	-833
CURRENT ACCOUNT	6 648	5 978	671	6 408	5 527	881	6 247	5 791	455
CURRENT + CAPITAL ACCOUNT	:	:	:	:	:	:	:	:	:

8.17.
Reporter: Germany
Partner: America

(Mio ECU)

	1992			1993			1994		
	Credit	Debit	Net	Credit	Debit	Net	Credit	Debit	Net
GOODS	29 657	29 175	482	33 443	28 360	5 083	38 597	31 254	7 343
SERVICES	13 330	11 013	2 317	12 587	11 932	656	12 643	12 388	255
Transportation	2 465	2 453	12	2 562	2 499	63	2 648	2 416	231
Sea transport	878	981	-104	980	976	4	1 017	1 113	-96
Air transport	1 469	1 207	262	1 455	1 233	222	1 477	1 162	315
Other transportation	119	265	-146	128	290	-163	153	141	12
Travel	977	2 447	-1 471	1 172	2 850	-1 678	1 024	3 017	-1 993
Other services	9 888	6 113	3 776	8 853	6 582	2 271	8 972	6 955	2 017
Communications services	555	365	190	155	180	-25	162	287	-125
Construction services	285	288	-2	245	273	-28	268	302	-34
Insurance services	175	57	117	225	66	159	306	74	231
Financial services	160	28	132	222	35	186	205	47	159
Computer and information services	45	87	-42	62	145	-83	97	152	-56
Royalties and licence fees	519	1 833	-1 314	484	2 067	-1 582	509	2 048	-1 539
Other business services	2 014	2 818	-804	2 132	3 031	-899	2 344	3 311	-966
Personal, cultural and recreational	3	353	-350	4	499	-495	5	476	-471
Government services, n i e	6 132	284	5 848	5 324	286	5 038	5 076	258	4 818
Services not allocated	0	0	0	0	0	0	0	0	0
INCOME	10 193	7 040	3 153	11 194	6 284	4 909	10 953	7 572	3 380
Compensation of employees	166	253	-87	188	294	-105	171	274	-104
Investment Income	10 027	6 787	3 240	11 005	5 991	5 014	10 782	7 298	3 484
CURRENT TRANSFERS	1 958	3 694	-1 736	1 658	3 510	-1 852	2 348	3 514	-1 166
CURRENT ACCOUNT	55 137	50 921	4 217	58 882	50 086	8 796	64 541	54 728	9 812
CURRENT + CAPITAL ACCOUNT	:	:	:	:	:	:	:	:	:

8.18.
Reporter: Germany
Partner: Canada

(Mio ECU)

	1992			1993			1994		
	Credit	Debit	Net	Credit	Debit	Net	Credit	Debit	Net
GOODS	2 046	1 946	100	2 000	1 911	88	2 232	2 066	166
SERVICES	629	589	40	435	583	-148	401	585	-185
Transportation	84	82	2	78	88	-10	97	54	43
Sea transport	58	32	27	55	29	25	72	31	42
Air transport	13	33	-20	12	41	-28	14	18	-4
Other transportation	12	17	-4	11	18	-7	11	5	6
Travel	89	262	-173	92	309	-217	81	324	-243
Other services	456	245	210	265	186	79	222	207	16
Communications services	49	48	2	2	16	-14	1	23	-22
Construction services	68	86	-18	12	18	-6	10	13	-3
Insurance services	6	2	4	6	3	3	14	3	10
Financial services	22	2	20	15	1	14	28	2	26
Computer and information services	1	3	-2	5	5	0	8	4	4
Royalties and licence fees	16	9	7	10	15	-6	8	18	-10
Other business services	52	78	-26	83	98	-14	89	116	-27
Personal, cultural and recreational	0	5	-5	0	17	-17	0	14	-14
Government services, n i e	241	12	229	133	13	119	65	15	50
Services not allocated	0	0	0	0	0	0	0	0	0
INCOME	1 377	198	1 179	1 200	277	923	1 332	320	1 012
Compensation of employees	12	16	-4	11	15	-4	15	15	1
Investment Income	1 365	182	1 183	1 189	262	928	1 317	305	1 012
CURRENT TRANSFERS	68	280	-212	67	302	-235	91	334	-243
CURRENT ACCOUNT	4 120	3 013	1 107	3 702	3 073	628	4 056	3 305	751
CURRENT + CAPITAL ACCOUNT	:	:	:	:	:	:	:	:	:

8.19.

Reporter: Germany

Partner: USA

(Mio ECU)

	1992			1993			1994		
	Credit	Debit	Net	Credit	Debit	Net	Credit	Debit	Net
GOODS	20 742	20 538	203	23 763	20 523	3 240	27 822	22 449	5 373
SERVICES	11 426	8 783	2 643	10 830	9 553	1 277	10 749	9 916	833
Transportation	1 709	1 842	-134	1 810	1 869	-59	1 864	1 807	57
Sea transport	557	764	-207	667	762	-95	666	833	-167
Air transport	1 066	942	124	1 048	952	96	1 078	929	149
Other transportation	86	136	-50	95	154	-60	120	44	76
Travel	793	1 718	-926	969	1 978	-1 009	824	2 118	-1 293
Other services	8 925	5 222	3 702	8 052	5 706	2 346	8 061	5 991	2 069
Communications services	472	251	221	149	73	76	154	103	50
Construction services	72	115	-43	99	165	-67	84	205	-121
Insurance services	138	41	97	193	44	148	261	55	206
Financial services	97	24	72	134	33	101	96	37	59
Computer and information services	42	83	-41	56	139	-83	82	147	-65
Royalties and licence fees	453	1 816	-1 363	417	2 048	-1 631	405	2 024	-1 619
Other business services	1 756	2 300	-544	1 810	2 478	-669	1 965	2 741	-775
Personal, cultural and recreational	3	346	-343	4	479	-476	2	461	-460
Government services, n i e	5 891	245	5 646	5 191	246	4 945	5 011	217	4 794
Services not allocated	0	0	0	0	0	0	0	0	0
INCOME	6 324	5 355	969	6 578	4 533	2 045	6 842	5 809	1 032
Compensation of employees	116	153	-38	139	187	-48	107	178	-71
Investment Income	6 208	5 201	1 006	6 438	4 346	2 093	6 735	5 631	1 104
CURRENT TRANSFERS	1 727	2 638	-911	1 406	2 106	-700	2 014	2 305	-291
CURRENT ACCOUNT	40 218	37 314	2 904	42 577	36 715	5 862	47 427	40 479	6 948
CURRENT + CAPITAL ACCOUNT	:	:	:	:	:	:	:	:	:

8.20.

Reporter: Germany

Partner: Central American Countries

(Mio ECU)

	1992			1993			1994		
	Credit	Debit	Net	Credit	Debit	Net	Credit	Debit	Net
GOODS	2 714	1 175	1 539	2 812	1 164	1 649	2 880	1 279	1 601
SERVICES	382	636	-254	379	795	-417	547	911	-364
Transportation	178	196	-18	198	209	-11	213	217	-5
Sea transport	107	77	30	131	85	46	144	110	34
Air transport	64	30	34	59	38	21	60	29	31
Other transportation	7	89	-82	8	86	-78	8	78	-70
Travel	24	234	-210	28	305	-277	31	350	-320
Other services	180	206	-26	152	281	-129	304	344	-40
Communications services	10	27	-17	1	60	-59	2	122	-120
Construction services	31	19	12	20	30	-10	76	30	46
Insurance services	16	13	3	11	17	-6	14	14	0
Financial services	30	0	29	40	1	39	58	7	51
Computer and information services	0	0	0	0	1	-1	4	1	3
Royalties and licence fees	22	3	19	18	1	17	38	3	35
Other business services	71	134	-63	62	163	-101	110	158	-48
Personal, cultural and recreational	0	0	0	0	1	-1	3	1	2
Government services, n i e	0	8	-8	1	8	-8	0	8	-8
Services not allocated	0	0	0	0	0	0	0	0	0
INCOME	1 518	1 227	291	1 548	1 208	340	1 436	1 187	248
Compensation of employees	10	24	-14	11	28	-17	11	24	-13
Investment Income	1 508	1 203	305	1 537	1 181	357	1 424	1 163	261
CURRENT TRANSFERS	81	260	-179	79	320	-241	101	281	-180
CURRENT ACCOUNT	4 695	3 298	1 397	4 818	3 487	1 331	4 964	3 659	1 305
CURRENT + CAPITAL ACCOUNT	:	:	:	:	:	:	:	:	:

8.21.
Reporter: Germany
Partner: South American Countries

(Mio ECU)

	1992			1993			1994		
	Credit	Debit	Net	Credit	Debit	Net	Credit	Debit	Net
GOODS	4 155	5 516	-1 361	4 868	4 762	106	5 662	5 460	202
SERVICES	762	941	-179	806	933	-127	812	905	-93
Transportation	363	269	95	339	266	73	339	267	72
Sea transport	156	109	47	127	100	27	135	140	-5
Air transport	194	137	57	198	134	64	190	113	77
Other transportation	13	23	-10	15	32	-17	14	14	0
Travel	71	233	-162	84	258	-175	88	224	-136
Other services	328	440	-111	383	408	-26	384	413	-29
Communications services	24	39	-15	3	31	-28	5	40	-34
Construction services	114	68	46	114	60	54	98	53	45
Insurance services	14	1	13	15	2	13	16	2	14
Financial services	12	1	11	32	1	32	24	1	23
Computer and information services	1	0	0	2	1	1	3	1	2
Royalties and licence fees	28	3	24	40	3	38	58	3	55
Other business services	135	306	-171	178	293	-115	180	296	-116
Personal, cultural and recreational	0	1	-1	0	1	-1	0	1	-1
Government services, n i e	0	18	-18	0	19	-19	0	18	-18
Services not allocated	0	0	0	0	0	0	0	0	0
INCOME	974	260	714	1 868	267	1 601	1 344	256	1 087
Compensation of employees	28	59	-31	28	65	-37	37	58	-21
Investment Income	946	201	745	1 840	202	1 638	1 306	198	1 108
CURRENT TRANSFERS	83	516	-434	107	782	-675	141	593	-452
CURRENT ACCOUNT	5 974	7 233	-1 259	7 649	6 744	905	7 959	7 214	745
CURRENT + CAPITAL ACCOUNT	:	:	:	:	:	:	:	:	:

8.22.
Reporter: Germany
Partner: Argentina

(Mio ECU)

	1992			1993			1994		
	Credit	Debit	Net	Credit	Debit	Net	Credit	Debit	Net
GOODS	786	764	22	800	685	115	1 057	659	398
SERVICES	147	165	-18	156	164	-8	169	172	-3
Transportation	26	30	-4	24	35	-11	24	58	-33
Sea transport	22	20	1	19	21	-2	19	47	-28
Air transport	2	6	-3	3	6	-4	3	6	-3
Other transportation	2	4	-2	2	8	-6	2	4	-2
Travel	12	24	-12	14	27	-13	18	25	-7
Other services	109	111	-1	118	102	16	127	89	38
Communications services	3	8	-5	1	5	-4	1	6	-6
Construction services	53	8	45	35	18	17	37	8	30
Insurance services	2	0	2	3	1	3	3	1	2
Financial services	1	0	1	14	1	14	7	1	6
Computer and information services	0	0	0	0	1	-1	0	1	-1
Royalties and licence fees	17	1	16	27	1	26	43	1	42
Other business services	32	88	-56	38	71	-34	37	68	-31
Personal, cultural and recreational	0	0	0	0	1	-1	0	0	0
Government services, n i e	0	4	-4	0	5	-5	0	5	-5
Services not allocated	0	0	0	0	0	0	0	0	0
INCOME	275	67	208	374	68	307	296	62	234
Compensation of employees	2	12	-9	3	14	-11	9	12	-4
Investment Income	273	55	218	371	54	318	287	49	238
CURRENT TRANSFERS	26	87	-60	32	296	-264	27	99	-72
CURRENT ACCOUNT	1 235	1 082	152	1 363	1 214	149	1 550	992	558
CURRENT + CAPITAL ACCOUNT	:	:	:	:	:	:	:	:	:

8.23.

Reporter: Germany

Partner: Brazil

(Mio ECU)

	1992			1993			1994		
	Credit	Debit	Net	Credit	Debit	Net	Credit	Debit	Net
GOODS	1 433	2 320	-887	2 201	2 004	197	2 650	2 342	307
SERVICES	192	271	-79	229	292	-64	215	283	-68
Transportation	66	52	14	55	54	1	55	54	1
Sea transport	60	44	16	49	42	7	49	50	-1
Air transport	0	0	0	0	0	0	0	0	0
Other transportation	5	8	-2	6	12	-6	6	4	2
Travel	34	104	-70	42	115	-73	42	91	-50
Other services	92	114	-22	132	124	8	119	138	-19
Communications services	4	7	-2	2	9	-7	3	11	-8
Construction services	18	9	8	26	7	19	7	8	-1
Insurance services	4	0	4	4	1	4	5	1	5
Financial services	3	0	3	5	0	5	13	0	13
Computer and information services	0	0	0	1	0	1	3	0	3
Royalties and licence fees	3	1	2	3	1	2	7	1	6
Other business services	58	91	-32	92	101	-9	81	113	-32
Personal, cultural and recreational	0	0	0	0	1	-1	0	0	0
Government services, n i e	0	5	-5	0	5	-5	0	4	-4
Services not allocated	0	0	0	0	0	0	0	0	0
INCOME	409	65	344	1 035	75	961	704	76	628
Compensation of employees	12	24	-11	13	25	-12	14	23	-9
Investment Income	397	42	355	1 022	50	972	690	53	637
CURRENT TRANSFERS	23	141	-118	24	168	-144	43	179	-136
CURRENT ACCOUNT	2 057	2 797	-740	3 489	2 539	950	3 611	2 880	731
CURRENT + CAPITAL ACCOUNT	:	:	:	:	:	:	:	:	:

8.24.

Reporter: Germany

Partner: Asia

(Mio ECU)

	1992			1993			1994		
	Credit	Debit	Net	Credit	Debit	Net	Credit	Debit	Net
GOODS	35 524	45 185	-9 661	40 440	48 408	-7 968	46 515	50 614	-4 100
SERVICES	5 244	6 501	-1 258	5 684	7 159	-1 475	5 816	8 404	-2 587
Transportation	2 096	2 254	-158	2 163	2 348	-185	2 276	2 492	-216
Sea transport	609	885	-276	536	835	-299	630	961	-332
Air transport	1 361	952	409	1 492	982	510	1 510	997	513
Other transportation	126	416	-291	135	532	-397	137	534	-397
Travel	572	1 468	-896	685	1 727	-1 043	707	2 200	-1 493
Other services	2 576	2 780	-204	2 836	3 083	-247	2 833	3 712	-879
Communications services	184	211	-27	22	113	-91	41	151	-110
Construction services	652	368	284	730	461	269	690	674	16
Insurance services	64	51	13	75	42	33	95	55	41
Financial services	141	26	115	110	42	68	102	53	49
Computer and information services	11	6	5	10	18	-7	20	37	-17
Royalties and licence fees	239	77	162	299	82	217	324	113	211
Other business services	1 278	1 979	-701	1 584	2 256	-672	1 552	2 568	-1 017
Personal, cultural and recreational	1	6	-4	1	7	-6	1	10	-9
Government services, n i e	5	55	-50	5	62	-57	8	50	-42
Services not allocated	0	0	0	0	0	0	0	0	0
INCOME	3 515	4 125	-611	3 615	4 403	-788	3 926	4 961	-1 035
Compensation of employees	106	192	-86	125	222	-96	130	220	-90
Investment Income	3 409	3 933	-525	3 489	4 182	-692	3 796	4 740	-945
CURRENT TRANSFERS	693	1 892	-1 199	769	2 014	-1 244	818	2 199	-1 381
CURRENT ACCOUNT	44 976	57 704	-12 728	50 509	61 984	-11 475	57 075	66 178	-9 103
CURRENT + CAPITAL ACCOUNT	:	:	:	:	:	:	:	:	:

8.25.
Reporter: Germany
Partner: Near and Middle East Countries

(Mio ECU)

	1992			1993			1994		
	Credit	Debit	Net	Credit	Debit	Net	Credit	Debit	Net
GOODS	10 118	3 052	7 066	8 700	3 147	5 554	8 990	2 978	6 012
SERVICES	1 153	1 305	-152	1 239	1 358	-119	1 223	1 452	-230
Transportation	342	242	100	362	260	102	351	215	136
Sea transport	66	29	38	74	35	39	96	45	51
Air transport	233	162	70	243	175	69	211	161	50
Other transportation	43	50	-8	44	50	-6	45	9	35
Travel	138	318	-180	166	351	-185	149	409	-260
Other services	674	746	-72	712	747	-36	722	828	-106
Communications services	33	34	0	4	22	-18	7	30	-22
Construction services	292	190	102	347	183	163	376	217	159
Insurance services	6	3	3	7	4	3	14	3	11
Financial services	11	5	5	13	5	8	16	4	12
Computer and information services	0	0	0	0	2	-2	4	4	-1
Royalties and licence fees	4	2	2	8	3	5	12	6	6
Other business services	327	492	-166	333	512	-179	293	552	-259
Personal, cultural and recreational	0	2	-2	0	2	-2	0	2	-2
Government services, n i e	0	16	-16	0	15	-15	1	11	-10
Services not allocated	0	0	0	0	0	0	0	0	0
INCOME	360	1 055	-695	538	995	-457	593	1 001	-409
Compensation of employees	22	46	-24	28	50	-22	30	49	-20
Investment Income	338	1 009	-671	510	945	-434	563	952	-389
CURRENT TRANSFERS	132	816	-684	201	977	-775	160	924	-764
CURRENT ACCOUNT	11 763	6 229	5 535	10 679	6 476	4 203	10 965	6 355	4 610
CURRENT + CAPITAL ACCOUNT	:	:	:	:	:	:	:	:	:

8.26.
Reporter: Germany
Partner: Other Near and Middle East Countries

(Mio ECU)

	1992			1993			1994		
	Credit	Debit	Net	Credit	Debit	Net	Credit	Debit	Net
GOODS	687	545	142	894	596	297	1 126	514	612
SERVICES	83	117	-34	96	127	-31	129	167	-38
Transportation	41	29	11	42	30	11	38	26	12
Sea transport	14	1	13	12	2	10	11	1	10
Air transport	24	24	0	27	25	2	25	24	1
Other transportation	2	3	-1	3	4	-1	2	1	2
Travel	4	25	-21	4	28	-24	7	44	-37
Other services	38	62	-24	50	68	-19	84	97	-14
Communications services	3	7	-4	1	12	-11	1	11	-10
Construction services	15	10	5	29	10	19	58	25	33
Insurance services	1	0	1	1	1	1	2	1	1
Financial services	1	0	1	1	1	1	2	1	1
Computer and information services	0	0	0	0	0	0	0	0	0
Royalties and licence fees	1	0	1	1	0	1	1	0	1
Other business services	16	43	-27	18	43	-25	21	57	-35
Personal, cultural and recreational	0	0	0	0	0	0	0	0	0
Government services, n i e	0	2	-2	0	2	-2	0	3	-3
Services not allocated	0	0	0	0	0	0	0	0	0
INCOME	35	38	-3	123	45	77	115	57	58
Compensation of employees	4	6	-2	5	9	-4	8	10	-2
Investment Income	31	32	-1	118	37	81	108	47	60
CURRENT TRANSFERS	5	39	-34	5	52	-48	8	69	-61
CURRENT ACCOUNT	811	739	72	1 117	821	296	1 379	807	571
CURRENT + CAPITAL ACCOUNT	:	:	:	:	:	:	:	:	:

8.27.

Reporter: Germany

Partner: Other Asian Countries

	(Mio ECU)								
	1992			1993			1994		
	Credit	Debit	Net	Credit	Debit	Net	Credit	Debit	Net
GOODS	25 407	42 133	-17 390	31 740	45 262	-13 522	37 524	47 636	-10 112
SERVICES	4 091	5 197	-1 106	4 442	5 803	-1 360	4 593	6 951	-2 358
Transportation	1 754	2 012	-258	1 800	2 088	-289	1 923	2 276	-353
Sea transport	543	857	-314	461	799	-339	533	916	-383
Air transport	1 128	789	339	1 249	807	442	1 298	836	462
Other transportation	83	366	-283	90	482	-391	92	525	-432
Travel	435	1 150	-716	518	1 376	-858	558	1 791	-1 233
Other services	1 902	2 034	-132	2 124	2 338	-214	2 112	2 884	-772
Communications services	151	177	-26	18	92	-74	34	122	-88
Construction services	360	179	182	384	277	106	314	457	-143
Insurance services	58	48	10	68	38	29	81	51	30
Financial services	130	21	109	97	38	59	86	49	37
Computer and information services	10	5	5	10	16	-6	17	33	-16
Royalties and licence fees	234	75	159	291	80	211	311	107	204
Other business services	951	1 487	-536	1 251	1 745	-494	1 259	2 017	-758
Personal, cultural and recreational	1	4	-2	1	5	-5	1	8	-7
Government services, n i e	5	39	-34	5	46	-42	8	39	-31
Services not allocated	0	0	0	0	0	0	0	0	0
INCOME	3 155	3 070	85	3 077	3 408	-332	3 334	3 960	-626
Compensation of employees	84	146	-62	98	171	-74	101	172	-71
Investment Income	3 071	2 924	147	2 979	3 237	-258	3 233	3 789	-556
CURRENT TRANSFERS	561	1 076	-515	568	1 037	-469	658	1 275	-617
CURRENT ACCOUNT	33 213	52 140	-18 927	39 827	55 510	-15 682	46 109	59 823	-13 714
CURRENT + CAPITAL ACCOUNT	:	:	:	:	:	:	:	:	:

8.28.

Reporter: Germany

Partner: China

	(Mio ECU)								
	1992			1993			1994		
	Credit	Debit	Net	Credit	Debit	Net	Credit	Debit	Net
GOODS	2 829	5 507	-2 678	4 967	7 021	-2 054	5 311	7 813	-2 502
SERVICES	155	189	-34	202	223	-20	172	288	-116
Transportation	40	37	3	18	51	-33	9	53	-44
Sea transport	30	17	13	4	22	-19	-6	35	-41
Air transport	3	5	-2	5	6	-1	8	9	-1
Other transportation	7	14	-7	9	23	-13	7	9	-2
Travel	7	73	-66	6	67	-61	5	89	-84
Other services	108	79	29	179	105	74	158	146	11
Communications services	10	10	0	2	3	-1	1	8	-8
Construction services	18	13	5	26	13	13	43	18	25
Insurance services	1	0	1	2	1	1	4	1	4
Financial services	2	1	1	3	0	3	7	1	6
Computer and information services	0	0	0	0	0	0	0	0	0
Royalties and licence fees	13	0	13	14	1	13	23	1	22
Other business services	64	52	12	133	85	48	80	115	-35
Personal, cultural and recreational	0	0	0	0	0	0	0	1	-1
Government services, n i e	0	3	-3	0	3	-3	0	3	-3
Services not allocated	0	0	0	0	0	0	0	0	0
INCOME	149	57	92	115	62	53	113	62	51
Compensation of employees	4	14	-9	6	18	-12	6	18	-12
Investment Income	145	44	101	109	44	65	107	44	63
CURRENT TRANSFERS	7	54	-47	24	53	-29	41	76	-36
CURRENT ACCOUNT	3 141	5 808	-2 667	5 308	7 358	-2 050	5 637	8 240	-2 603
CURRENT + CAPITAL ACCOUNT	:	:	:	:	:	:	:	:	:

8.29.
Reporter: Germany
Partner: India

(Mio ECU)

	1992			1993			1994		
	Credit	Debit	Net	Credit	Debit	Net	Credit	Debit	Net
GOODS	1 420	1 311	109	1 569	1 631	-61	1 775	1 834	-59
SERVICES	215	263	-49	171	298	-127	210	400	-190
Transportation	25	29	-3	23	37	-14	36	32	4
Sea transport	16	3	13	11	9	2	21	11	10
Air transport	6	17	-11	7	18	-11	9	17	-7
Other transportation	3	8	-5	5	10	-5	6	5	1
Travel	17	149	-133	16	167	-151	24	227	-203
Other services	173	85	88	133	95	38	150	141	9
Communications services	13	15	-2	1	9	-8	1	5	-4
Construction services	69	6	62	35	8	27	30	29	1
Insurance services	0	0	0	1	1	0	1	1	0
Financial services	4	0	4	5	0	5	7	0	7
Computer and information services	0	1	-1	0	1	-1	3	2	2
Royalties and licence fees	8	0	8	9	0	9	12	1	11
Other business services	78	60	18	83	70	12	97	102	-5
Personal, cultural and recreational	0	0	0	0	1	-1	0	0	0
Government services, n i e	0	2	-2	0	6	-6	0	3	-3
Services not allocated	0	0	0	0	0	0	0	0	0
INCOME	138	35	103	145	52	92	153	59	94
Compensation of employees	6	10	-3	12	10	2	5	11	-6
Investment Income	131	25	106	132	42	90	148	48	99
CURRENT TRANSFERS	5	139	-134	9	158	-149	9	203	-194
CURRENT ACCOUNT	1 777	1 748	30	1 894	2 139	-245	2 147	2 497	-350
CURRENT + CAPITAL ACCOUNT	:	:	:	:	:	:	:	:	:

8.30.
Reporter: Germany
Partner: Japan

(Mio ECU)

	1992			1993			1994		
	Credit	Debit	Net	Credit	Debit	Net	Credit	Debit	Net
GOODS	7 170	19 029	-11 859	7 904	18 226	-10 322	9 060	18 123	-9 063
SERVICES	1 671	1 299	372	1 815	1 349	465	1 768	1 427	342
Transportation	632	515	117	719	489	231	673	508	165
Sea transport	165	292	-127	137	241	-104	156	304	-147
Air transport	443	167	276	560	186	374	494	180	313
Other transportation	24	55	-32	22	62	-40	23	24	-1
Travel	287	211	76	348	227	121	347	229	118
Other services	752	573	179	747	634	114	748	690	58
Communications services	43	43	0	4	8	-4	17	13	4
Construction services	66	16	50	37	18	20	23	17	6
Insurance services	37	34	3	47	27	20	50	38	11
Financial services	94	15	79	60	29	31	35	37	-2
Computer and information services	8	3	4	7	6	1	7	15	-8
Royalties and licence fees	158	70	88	187	74	114	189	99	90
Other business services	340	374	-34	399	453	-54	421	453	-32
Personal, cultural and recreational	1	3	-1	1	3	-2	1	3	-3
Government services, n i e	5	15	-10	5	15	-11	6	14	-8
Services not allocated	0	0	0	0	0	0	0	0	0
INCOME	1 525	1 851	-325	1 527	2 066	-539	1 471	2 363	-892
Compensation of employees	32	48	-15	30	55	-25	36	51	-15
Investment Income	1 493	1 803	-310	1 497	2 011	-514	1 435	2 311	-876
CURRENT TRANSFERS	277	388	-111	369	233	136	410	321	89
CURRENT ACCOUNT	10 644	22 566	-11 923	11 615	21 875	-10 260	12 710	22 233	-9 523
CURRENT + CAPITAL ACCOUNT	:	:	:	:	:	:	:	:	:

8.31.

Reporter: Germany

Partner: Australia, Oceania and Other Territories

(Mio ECU)

	1992			1993			1994		
	Credit	Debit	Net	Credit	Debit	Net	Credit	Debit	Net
GOODS	2 167	1 410	757	2 407	1 220	1 187	2 840	1 344	1 497
SERVICES	410	445	-36	436	527	-91	423	548	-125
Transportation	225	143	82	253	161	92	222	146	76
Sea transport	115	59	56	154	57	97	136	59	76
Air transport	101	73	28	89	89	0	78	85	-7
Other transportation	8	11	-2	9	14	-5	9	2	7
Travel	81	189	-108	81	231	-151	93	286	-193
Other services	104	114	-10	102	135	-33	107	116	-9
Communications services	13	28	-15	2	20	-18	5	9	-4
Construction services	13	23	-9	21	23	-3	7	12	-5
Insurance services	5	0	5	7	1	6	16	1	16
Financial services	5	2	3	4	2	3	3	3	0
Computer and information services	3	0	2	3	1	2	3	3	1
Royalties and licence fees	14	5	9	13	8	5	15	10	5
Other business services	50	51	-1	53	71	-18	58	73	-15
Personal, cultural and recreational	0	1	-1	0	7	-7	0	3	-3
Government services, n i e	0	2	-2	0	3	-3	0	2	-2
Services not allocated	0	0	0	0	0	0	0	0	0
INCOME	1 041	230	812	809	287	522	818	234	583
Compensation of employees	6	12	-6	7	12	-5	7	11	-4
Investment Income	1 035	217	818	802	275	527	810	224	587
CURRENT TRANSFERS	30	146	-116	37	140	-103	87	158	-71
CURRENT ACCOUNT	3 648	2 231	1 417	3 689	2 174	1 515	4 168	2 284	1 884
CURRENT + CAPITAL ACCOUNT	:	:	:	:	:	:	:	:	:

8.32.

Reporter: Germany

Partner: Australia

(Mio ECU)

	1992			1993			1994		
	Credit	Debit	Net	Credit	Debit	Net	Credit	Debit	Net
GOODS	1 902	974	928	2 105	778	1 327	2 441	832	1 609
SERVICES	254	300	-46	278	351	-72	264	362	-98
Transportation	90	63	27	114	62	52	88	45	43
Sea transport	78	43	35	99	40	58	73	38	35
Air transport	4	10	-6	7	9	-3	7	6	1
Other transportation	8	9	-1	9	12	-4	8	1	7
Travel	77	145	-67	76	169	-93	83	209	-126
Other services	87	93	-6	88	120	-32	94	108	-14
Communications services	12	26	-14	2	19	-17	5	7	-3
Construction services	7	9	-2	14	18	-3	6	12	-6
Insurance services	3	0	2	4	0	4	12	1	12
Financial services	4	2	2	4	2	2	3	3	0
Computer and information services	3	0	2	3	1	2	3	3	0
Royalties and licence fees	13	4	8	12	8	4	14	10	4
Other business services	44	47	-3	50	66	-16	50	68	-18
Personal, cultural and recreational	0	1	-1	0	5	-5	0	3	-3
Government services, n i e	0	1	-1	0	2	-2	0	2	-2
Services not allocated	0	0	0	0	0	0	0	0	0
INCOME	976	219	757	748	273	475	761	253	508
Compensation of employees	5	10	-5	6	10	-5	6	9	-3
Investment Income	971	209	762	743	263	480	755	244	510
CURRENT TRANSFERS	17	103	-86	24	105	-82	69	113	-44
CURRENT ACCOUNT	3 148	1 596	1 553	3 155	1 507	1 648	3 535	1 559	1 976
CURRENT + CAPITAL ACCOUNT	:	:	:	:	:	:	:	:	:

8.33.
Reporter: Germany
Partner: New Zealand

(Mio ECU)

	1992			1993			1994		
	Credit	Debit	Net	Credit	Debit	Net	Credit	Debit	Net
GOODS	231	298	-67	279	296	-17	363	323	40
SERVICES	59	72	-13	71	85	-14	83	96	-12
Transportation	39	14	25	59	17	43	68	19	49
Sea transport	37	12	24	57	15	42	64	18	46
Air transport	2	0	1	2	1	2	3	1	3
Other transportation	0	1	0	1	1	-1	1	0	1
Travel	3	40	-37	5	56	-52	6	70	-63
Other services	16	18	-2	7	12	-5	9	7	2
Communications services	1	2	-1	0	1	-1	1	2	-1
Construction services	6	12	-6	1	5	-4	1	0	1
Insurance services	3	0	3	3	0	3	4	0	4
Financial services	0	0	0	1	0	1	1	0	1
Computer and information services	0	0	0	0	0	0	1	0	1
Royalties and licence fees	0	0	0	1	0	1	1	0	1
Other business services	5	4	1	2	5	-3	2	4	-2
Personal, cultural and recreational	0	0	0	0	1	-1	0	1	-1
Government services, n i e	0	0	0	0	1	-1	0	1	-1
Services not allocated	0	0	0	0	0	0	0	0	0
INCOME	53	9	45	46	12	34	48	9	39
Compensation of employees	1	1	0	1	2	-1	1	2	-1
Investment Income	52	8	45	45	11	35	48	8	40
CURRENT TRANSFERS	12	20	-8	12	14	-2	16	22	-6
CURRENT ACCOUNT	356	400	-44	408	407	2	510	450	60
CURRENT + CAPITAL ACCOUNT	:	:	:	:	:	:	:	:	:

8.34.
Reporter: Germany
Partner: International Organisations

(Mio ECU)

	1992			1993			1994		
	Credit	Debit	Net	Credit	Debit	Net	Credit	Debit	Net
GOODS	0	0	0	0	0	0	0	0	0
SERVICES	100	277	-177	122	347	-224	99	286	-187
Transportation	0	0	0	0	0	0	0	0	0
Sea transport	0	0	0	0	0	0	0	0	0
Air transport	0	0	0	0	0	0	0	0	0
Other transportation	0	0	0	0	0	0	0	0	0
Travel	0	0	0	0	0	0	0	0	0
Other services	100	277	-177	122	347	-224	99	286	-187
Communications services	0	0	0	1	0	1	4	0	4
Construction services	0	0	0	0	0	0	0	0	0
Insurance services	0	0	0	0	0	0	0	0	0
Financial services	15	0	15	20	0	20	10	0	10
Computer and information services	0	0	0	0	0	0	0	0	0
Royalties and licence fees	0	0	0	0	0	0	0	0	0
Other business services	43	30	13	68	35	34	60	50	10
Personal, cultural and recreational	0	0	0	0	0	0	0	0	0
Government services, n i e	42	247	-205	34	312	-278	24	235	-211
Services not allocated	0	0	0	0	0	0	0	0	0
INCOME	1 275	779	496	1 084	787	298	1 200	891	309
Compensation of employees	5	0	5	6	0	6	1	0	1
Investment Income	1 271	779	491	1 079	787	292	1 199	891	308
CURRENT TRANSFERS	22	1 528	-1 506	2	1 731	-1 729	0	1 680	-1 680
CURRENT ACCOUNT	1 398	2 584	-1 186	1 208	2 864	-1 655	1 299	2 857	-1 558
CURRENT + CAPITAL ACCOUNT	:	:	:	:	:	:	:	:	:

8.35.

Reporter: Germany

Partner: World not allocated

(Mio ECU)

	1992			1993			1994		
	Credit	Debit	Net	Credit	Debit	Net	Credit	Debit	Net
GOODS	:	:	:	:	:	:	:	:	:
SERVICES	:	:	:	:	:	:	:	:	:
Transportation	:	:	:	:	:	:	:	:	:
Sea transport	:	:	:	:	:	:	:	:	:
Air transport	:	:	:	:	:	:	:	:	:
Other transportation	:	:	:	:	:	:	:	:	:
Travel	:	:	:	:	:	:	:	:	:
Other services	:	:	:	:	:	:	:	:	:
Communications services	:	:	:	:	:	:	:	:	:
Construction services	:	:	:	:	:	:	:	:	:
Insurance services	:	:	:	:	:	:	:	:	:
Financial services	:	:	:	:	:	:	:	:	:
Computer and information services	:	:	:	:	:	:	:	:	:
Royalties and licence fees	:	:	:	:	:	:	:	:	:
Other business services	:	:	:	:	:	:	:	:	:
Personal, cultural and recreational	:	:	:	:	:	:	:	:	:
Government services, n i e	:	:	:	:	:	:	:	:	:
Services not allocated	:	:	:	:	:	:	:	:	:
INCOME	:	:	:	:	:	:	:	:	:
Compensation of employees	:	:	:	:	:	:	:	:	:
Investment Income	:	:	:	:	:	:	:	:	:
CURRENT TRANSFERS	:	:	:	:	:	:	:	:	:
CURRENT ACCOUNT	:	:	:	:	:	:	:	:	:
CURRENT + CAPITAL ACCOUNT	:	:	:	:	:	:	:	:	:

8.36.

Reporter: Germany

Partner: OECD Countries

(Mio ECU)

	1992			1993			1994		
	Credit	Debit	Net	Credit	Debit	Net	Credit	Debit	Net
GOODS	266 318	250 363	15 956	252 302	227 662	24 640	277 829	246 479	31 349
SERVICES	42 523	60 254	-17 731	43 394	65 548	-22 154	43 246	68 405	-25 158
Transportation	9 829	13 318	-3 489	10 449	13 295	-2 846	10 691	13 998	-3 306
Sea transport	2 801	4 257	-1 456	3 449	4 353	-904	3 655	4 854	-1 199
Air transport	4 535	4 419	115	4 642	4 495	147	4 671	4 485	186
Other transportation	2 493	4 642	-2 149	2 358	4 446	-2 088	2 365	4 659	-2 293
Travel	8 062	24 194	-16 133	8 450	27 536	-19 087	8 371	29 542	-21 171
Other services	24 632	22 741	1 891	24 495	24 717	-222	24 184	24 866	-681
Communications services	1 405	1 643	-238	415	805	-390	483	787	-304
Construction services	1 598	2 089	-491	1 589	2 542	-954	1 261	2 275	-1 014
Insurance services	636	471	165	765	557	208	1 027	660	368
Financial services	876	261	615	1 366	338	1 028	1 007	349	658
Computer and information services	345	427	-82	575	682	-107	683	692	-9
Royalties and licence fees	1 422	3 453	-2 032	1 471	3 749	-2 277	1 550	3 745	-2 195
Other business services	9 550	12 769	-3 220	10 474	13 988	-3 514	11 238	14 197	-2 959
Personal, cultural and recreational	66	891	-825	116	1 245	-1 129	123	1 460	-1 336
Government services, n i e	8 735	736	7 998	7 725	811	6 914	6 812	702	6 110
Services not allocated	0	0	0	0	0	0	0	0	0
INCOME	51 133	43 531	7 603	55 997	51 103	4 894	55 215	59 003	-3 789
Compensation of employees	1 853	2 583	-731	1 914	2 795	-881	1 908	2 757	-849
Investment Income	49 281	40 948	8 333	54 082	48 308	5 774	53 307	56 246	-2 939
CURRENT TRANSFERS	13 728	34 332	-20 604	14 040	36 555	-22 515	15 878	40 488	-24 610
CURRENT ACCOUNT	373 702	388 479	-14 777	365 732	380 868	-15 136	392 168	414 375	-22 207
CURRENT + CAPITAL ACCOUNT	:	:	:	:	:	:	:	:	:

8.37.
Reporter: Germany
Partner: Countries from Central and Eastern Europe

(Mio ECU)

	1992			1993			1994		
	Credit	Debit	Net	Credit	Debit	Net	Credit	Debit	Net
GOODS	14 932	13 866	1 067	17 504	14 644	2 860	20 934	17 953	2 981
SERVICES	1 019	2 090	-1 071	1 080	2 488	-1 408	1 141	2 706	-1 566
Transportation	423	734	-311	431	804	-373	426	962	-536
Sea transport	81	95	-14	73	107	-34	48	114	-67
Air transport	150	102	48	165	121	44	182	122	60
Other transportation	192	537	-344	193	576	-383	195	725	-530
Travel	140	584	-444	167	781	-614	181	809	-628
Other services	456	772	-316	482	903	-421	534	936	-402
Communications services	62	116	-54	10	59	-49	21	83	-61
Construction services	88	280	-192	66	325	-260	88	297	-208
Insurance services	5	2	3	8	3	5	11	4	8
Financial services	19	0	19	45	1	45	31	1	30
Computer and information services	15	9	6	17	9	8	25	14	11
Royalties and licence fees	16	11	5	35	17	19	17	11	6
Other business services	249	329	-80	300	460	-160	338	499	-161
Personal, cultural and recreational	0	10	-10	1	7	-6	1	10	-9
Government services, n i e	0	14	-14	0	23	-23	1	18	-17
Services not allocated	0	0	0	0	0	0	0	0	0
INCOME	823	1 150	-327	714	1 670	-955	986	1 757	-771
Compensation of employees	18	998	-980	28	1 440	-1 412	32	1 504	-1 472
Investment Income	805	152	653	686	230	457	953	253	700
CURRENT TRANSFERS	443	982	-539	607	1 066	-459	614	1 293	-679
CURRENT ACCOUNT	17 218	18 088	-870	19 905	19 867	38	23 674	23 709	-35
CURRENT + CAPITAL ACCOUNT	:	:	:	:	:	:	:	:	:

8.38.
Reporter: Germany
Partner: North American Free Trade Association

(Mio ECU)

	1992			1993			1994		
	Credit	Debit	Net	Credit	Debit	Net	Credit	Debit	Net
GOODS	24 927	22 902	2 025	27 942	22 828	5 114	32 335	24 905	7 430
SERVICES	12 377	9 613	2 764	11 575	10 407	1 169	11 511	10 782	729
Transportation	2 005	2 029	-24	2 099	2 053	46	2 184	1 955	229
Sea transport	640	800	-160	746	794	-48	771	869	-98
Air transport	1 261	1 054	207	1 243	1 075	168	1 275	1 033	242
Other transportation	104	175	-71	110	184	-74	137	52	85
Travel	899	2 045	-1 146	1 079	2 367	-1 288	925	2 531	-1 606
Other services	9 473	5 539	3 934	8 397	5 986	2 411	8 403	6 297	2 105
Communications services	528	306	221	151	90	61	156	130	25
Construction services	161	203	-43	127	203	-76	118	236	-118
Insurance services	155	44	112	206	48	158	284	59	225
Financial services	125	26	98	155	34	122	127	40	87
Computer and information services	44	86	-42	61	144	-83	90	151	-61
Royalties and licence fees	490	1 826	-1 337	443	2 064	-1 621	450	2 043	-1 593
Other business services	1 836	2 437	-601	1 927	2 647	-720	2 100	2 930	-830
Personal, cultural and recreational	3	352	-348	4	496	-492	2	475	-473
Government services, n i e	6 132	259	5 873	5 323	260	5 063	5 076	234	4 842
Services not allocated	0	0	0	0	0	0	0	0	0
INCOME	7 885	5 581	2 305	8 055	4 856	3 199	8 410	6 175	2 235
Compensation of employees	130	184	-54	152	218	-67	123	206	-83
Investment Income	7 755	5 396	2 359	7 903	4 638	3 266	8 287	5 969	2 318
CURRENT TRANSFERS	1 844	2 975	-1 131	1 509	2 497	-988	2 155	2 714	-559
CURRENT ACCOUNT	47 034	41 071	5 963	49 082	40 587	8 494	54 412	44 577	9 835
CURRENT + CAPITAL ACCOUNT	:	:	:	:	:	:	:	:	:

8.39.

Reporter: Germany

Partner: African, Caribbean and Pacific Countries

(Mio ECU)

	1992			1993			1994		
	Credit	Debit	Net	Credit	Debit	Net	Credit	Debit	Net
GOODS	1 761	1 690	70	1 438	1 666	-228	1 420	1 864	-444
SERVICES	384	743	-360	371	800	-429	351	914	-563
Transportation	140	216	-76	105	202	-97	97	220	-123
Sea transport	56	53	2	33	52	-20	25	62	-36
Air transport	79	84	-5	67	62	4	65	57	8
Other transportation	5	78	-73	6	87	-81	6	101	-95
Travel	19	361	-342	24	400	-376	24	478	-454
Other services	224	166	58	242	198	44	230	216	14
Communications services	9	15	-6	1	41	-40	3	86	-83
Construction services	86	46	40	136	37	99	111	29	82
Insurance services	3	0	3	5	0	5	4	0	4
Financial services	5	0	5	7	0	7	6	1	6
Computer and information services	0	0	0	0	0	0	1	0	1
Royalties and licence fees	1	0	1	1	0	1	2	1	1
Other business services	119	78	41	91	89	2	104	77	28
Personal, cultural and recreational	0	0	0	0	2	-2	0	1	-1
Government services, n i e	0	25	-25	1	28	-28	1	23	-23
Services not allocated	0	0	0	0	0	0	0	0	0
INCOME	308	402	-94	394	374	20	398	276	122
Compensation of employees	31	39	-8	33	39	-6	37	33	4
Investment Income	278	364	-86	361	335	26	360	243	117
CURRENT TRANSFERS	15	819	-804	43	883	-840	44	840	-796
CURRENT ACCOUNT	2 467	3 655	-1 188	2 246	3 723	-1 477	2 213	3 895	-1 681
CURRENT + CAPITAL ACCOUNT	:	:	:	:	:	:	:	:	:

8.40.

Reporter: Germany

Partner: Organisation of Petroleum Exporting countries

(Mio ECU)

	1992			1993			1994		
	Credit	Debit	Net	Credit	Debit	Net	Credit	Debit	Net
GOODS	11 359	6 928	4 430	9 556	6 686	2 870	9 264	6 229	3 035
SERVICES	1 720	1 446	275	2 001	1 485	516	1 677	1 531	146
Transportation	378	275	103	353	287	66	369	265	103
Sea transport	107	48	59	72	60	12	93	80	12
Air transport	225	169	56	228	166	62	217	168	49
Other transportation	46	58	-12	53	61	-8	59	17	42
Travel	92	247	-155	109	262	-152	87	264	-177
Other services	1 251	924	327	1 538	936	602	1 222	1 002	220
Communications services	39	30	8	5	7	-2	6	7	-1
Construction services	783	291	492	869	263	606	628	328	300
Insurance services	8	3	5	10	3	8	11	3	8
Financial services	18	4	14	25	4	21	24	3	21
Computer and information services	0	0	0	1	1	0	4	3	1
Royalties and licence fees	9	1	8	16	1	15	18	2	16
Other business services	393	586	-193	611	649	-37	530	648	-117
Personal, cultural and recreational	0	0	0	0	0	0	0	0	0
Government services, n i e	0	8	-8	0	9	-9	1	9	-8
Services not allocated	0	0	0	0	0	0	0	0	0
INCOME	782	963	-181	786	871	-85	690	855	-164
Compensation of employees	19	59	-40	26	61	-35	24	56	-32
Investment Income	763	904	-141	760	810	-50	666	798	-132
CURRENT TRANSFERS	77	208	-131	95	230	-135	110	193	-83
CURRENT ACCOUNT	13 938	9 545	4 393	12 438	9 272	3 166	11 741	8 807	2 934
CURRENT + CAPITAL ACCOUNT	:	:	:	:	:	:	:	:	:

8.41.
Reporter: Germany
Partner: Mediterranean Basin Countries

(Mio ECU)

	1992			1993			1994		
	Credit	Debit	Net	Credit	Debit	Net	Credit	Debit	Net
GOODS	11 966	11 345	621	13 458	11 288	2 170	13 540	11 417	2 122
SERVICES	1 262	3 984	-2 722	1 287	4 236	-2 949	1 310	4 332	-3 022
Transportation	441	722	-281	454	815	-361	488	867	-379
Sea transport	126	151	-25	94	173	-79	114	190	-76
Air transport	273	400	-127	312	438	-126	323	480	-156
Other transportation	42	171	-129	49	205	-156	50	198	-147
Travel	140	2 316	-2 176	159	2 490	-2 331	158	2 527	-2 369
Other services	681	946	-265	674	931	-257	665	938	-273
Communications services	98	275	-178	10	113	-103	16	165	-149
Construction services	227	137	90	226	168	58	242	189	53
Insurance services	9	2	7	13	3	10	20	3	17
Financial services	31	2	28	55	3	52	31	4	27
Computer and information services	1	1	0	2	3	-1	4	5	-1
Royalties and licence fees	24	6	18	23	7	16	22	12	9
Other business services	292	485	-193	344	555	-211	329	535	-206
Personal, cultural and recreational	0	4	-4	1	4	-4	1	4	-3
Government services, n i e	0	33	-33	0	73	-73	2	21	-19
Services not allocated	0	0	0	0	0	0	0	0	0
INCOME	1 187	549	638	1 093	601	492	1 016	587	429
Compensation of employees	28	182	-154	33	124	-91	42	124	-82
Investment Income	1 159	367	791	1 060	477	583	975	464	511
CURRENT TRANSFERS	168	3 649	-3 482	206	4 364	-4 158	171	4 628	-4 457
CURRENT ACCOUNT	14 582	19 528	-4 946	16 044	20 490	-4 446	16 037	20 965	-4 927
CURRENT + CAPITAL ACCOUNT	:	:	:	:	:	:	:	:	:

8.42.
Reporter: Germany
Partner: Maghreb Countries

(Mio ECU)

	1992			1993			1994		
	Credit	Debit	Net	Credit	Debit	Net	Credit	Debit	Net
GOODS	1 619	2 193	-575	1 549	2 247	-698	1 728	1 988	-260
SERVICES	119	1 192	-1 073	122	1 269	-1 147	119	1 286	-1 168
Transportation	41	117	-77	40	122	-82	40	120	-80
Sea transport	3	4	-1	2	5	-3	2	6	-5
Air transport	31	104	-73	32	107	-76	32	113	-81
Other transportation	6	8	-2	7	10	-3	7	1	6
Travel	12	1 028	-1 016	19	1 103	-1 084	11	1 099	-1 087
Other services	67	47	20	63	44	19	67	67	0
Communications services	3	5	-2	1	5	-4	1	7	-6
Construction services	23	5	18	29	6	23	36	15	21
Insurance services	1	0	1	2	0	2	1	0	1
Financial services	3	0	3	2	0	2	2	1	2
Computer and information services	0	0	0	0	0	0	0	0	0
Royalties and licence fees	2	0	2	1	0	1	1	0	1
Other business services	34	35	0	29	30	-1	27	42	-15
Personal, cultural and recreational	0	0	0	0	1	-1	0	0	0
Government services, n i e	0	2	-2	0	3	-3	0	3	-3
Services not allocated	0	0	0	0	0	0	0	0	0
INCOME	216	34	182	182	47	135	132	37	95
Compensation of employees	5	9	-4	6	9	-3	7	8	-2
Investment Income	211	25	186	176	38	137	125	29	96
CURRENT TRANSFERS	6	98	-92	8	104	-97	6	114	-108
CURRENT ACCOUNT	1 960	3 517	-1 557	1 861	3 668	-1 807	1 984	3 425	-1 441
CURRENT + CAPITAL ACCOUNT	:	:	:	:	:	:	:	:	:

8.43.

Reporter: Germany

Partner: Mashrek Countries

(Mio ECU)

	1992			1993			1994		
	Credit	Debit	Net	Credit	Debit	Net	Credit	Debit	Net
GOODS	1 614	729	885	1 952	793	1 159	2 157	729	1 428
SERVICES	201	635	-434	234	614	-380	271	704	-433
Transportation	80	118	-38	74	111	-37	72	110	-38
Sea transport	23	38	-14	11	38	-27	14	41	-27
Air transport	51	70	-18	56	57	-1	53	60	-7
Other transportation	5	10	-5	7	15	-8	6	9	-4
Travel	22	367	-345	28	336	-307	36	401	-365
Other services	99	149	-50	131	167	-36	163	193	-30
Communications services	8	25	-16	1	33	-32	2	25	-24
Construction services	29	22	7	60	22	38	80	46	33
Insurance services	1	0	1	2	1	2	3	1	2
Financial services	6	1	5	4	2	3	5	2	3
Computer and information services	0	0	0	0	0	0	0	0	0
Royalties and licence fees	2	1	1	3	1	2	3	1	3
Other business services	51	97	-46	61	105	-44	71	113	-42
Personal, cultural and recreational	0	0	0	0	1	-1	0	1	-1
Government services, n i e	0	3	-3	0	4	-4	1	5	-5
Services not allocated	0	0	0	0	0	0	0	0	0
INCOME	277	96	181	243	108	135	230	125	104
Compensation of employees	7	17	-9	9	20	-11	14	20	-7
Investment Income	269	79	190	234	88	146	216	105	111
CURRENT TRANSFERS	7	79	-72	9	82	-73	12	102	-90
CURRENT ACCOUNT	2 099	1 539	560	2 438	1 597	841	2 670	1 660	1 010
CURRENT + CAPITAL ACCOUNT	:	:	:	:	:	:	:	:	:

8.44.

Reporter: Germany

Partner: Core Newly Industrialising Countries

(Mio ECU)

	1992			1993			1994		
	Credit	Debit	Net	Credit	Debit	Net	Credit	Debit	Net
GOODS	8 478	10 469	-1 991	10 447	11 236	-790	12 715	12 009	706
SERVICES	1 210	2 031	-821	1 398	2 224	-826	1 457	2 557	-1 100
Transportation	619	895	-276	667	854	-186	766	842	-76
Sea transport	261	494	-234	316	454	-138	357	473	-116
Air transport	333	314	19	325	313	12	385	325	59
Other transportation	25	87	-61	26	86	-60	25	44	-19
Travel	79	289	-210	100	407	-307	115	567	-451
Other services	512	846	-335	631	963	-332	575	1 148	-573
Communications services	59	60	-1	9	32	-23	11	35	-24
Construction services	90	66	23	129	77	51	68	108	-40
Insurance services	12	11	1	12	9	3	18	10	8
Financial services	13	4	9	12	8	4	15	10	4
Computer and information services	2	1	1	2	8	-6	5	12	-8
Royalties and licence fees	42	3	39	57	4	53	59	6	54
Other business services	294	695	-401	410	817	-407	399	958	-559
Personal, cultural and recreational	0	1	-1	0	2	-2	0	4	-4
Government services, n i e	0	4	-4	0	5	-5	1	5	-4
Services not allocated	0	0	0	0	0	0	0	0	0
INCOME	913	1 027	-113	846	1 107	-261	976	1 332	-356
Compensation of employees	16	36	-20	18	41	-23	18	43	-25
Investment Income	897	991	-94	828	1 066	-238	958	1 289	-331
CURRENT TRANSFERS	244	136	107	127	143	-15	134	156	-23
CURRENT ACCOUNT	10 844	13 662	-2 818	12 818	14 709	-1 892	15 281	16 054	-774
CURRENT + CAPITAL ACCOUNT	:	:	:	:	:	:	:	:	:

8.45.
Reporter: Germany
Partner: Asian NICs of the second wave of industrialisation

(Mio ECU)

	1992			1993			1994		
	Credit	Debit	Net	Credit	Debit	Net	Credit	Debit	Net
GOODS	2 902	3 420	-518	3 574	3 848	-274	4 794	4 321	473
SERVICES	350	637	-287	360	731	-371	408	1 014	-606
Transportation	167	175	-8	124	197	-72	130	196	-66
Sea transport	38	28	10	-4	45	-49	-4	48	-52
Air transport	113	130	-17	112	136	-25	121	146	-25
Other transportation	16	17	0	17	15	2	13	2	11
Travel	32	268	-236	33	308	-275	42	407	-365
Other services	150	194	-43	202	226	-24	235	411	-175
Communications services	14	22	-7	2	13	-11	2	26	-24
Construction services	34	29	5	49	68	-19	75	187	-112
Insurance services	4	0	4	5	1	4	6	1	5
Financial services	10	0	9	10	1	10	11	1	10
Computer and information services	0	0	0	1	1	1	2	4	-2
Royalties and licence fees	7	0	7	15	0	15	21	0	21
Other business services	81	137	-56	120	139	-19	119	189	-70
Personal, cultural and recreational	0	0	0	0	0	0	0	0	0
Government services, n i e	0	5	-5	0	5	-5	1	4	-4
Services not allocated	0	0	0	0	0	0	0	0	0
INCOME	200	49	152	171	44	128	188	49	139
Compensation of employees	12	16	-4	12	20	-7	14	21	-7
Investment Income	188	32	156	159	24	135	174	28	146
CURRENT TRANSFERS	15	132	-117	26	172	-146	37	169	-132
CURRENT ACCOUNT	3 467	4 237	-770	4 131	4 795	-664	5 427	5 553	-126
CURRENT + CAPITAL ACCOUNT	:	:	:	:	:	:	:	:	:

8.46.
Reporter: Germany
Partner: Latin American NICs of the second wave of industrialisation

(Mio ECU)

	1992			1993			1994		
	Credit	Debit	Net	Credit	Debit	Net	Credit	Debit	Net
GOODS	4 840	4 059	781	5 658	3 549	2 109	6 461	3 966	2 495
SERVICES	713	752	-39	725	806	-81	778	807	-29
Transportation	320	218	102	297	219	78	314	229	85
Sea transport	120	77	43	102	73	28	114	117	-3
Air transport	186	112	73	181	113	69	185	100	84
Other transportation	14	28	-14	14	34	-19	16	12	4
Travel	68	203	-135	79	233	-154	84	220	-136
Other services	324	331	-7	349	353	-4	380	358	22
Communications services	17	27	-10	3	21	-18	5	27	-22
Construction services	108	26	83	79	46	33	71	35	36
Insurance services	19	1	17	15	1	14	18	3	16
Financial services	12	0	11	26	1	25	23	1	23
Computer and information services	1	0	1	2	1	1	3	1	2
Royalties and licence fees	42	3	39	49	3	46	88	2	86
Other business services	125	259	-135	176	267	-91	171	276	-104
Personal, cultural and recreational	0	1	-1	0	1	-1	0	1	-1
Government services, n i e	0	13	-13	0	14	-14	0	14	-14
Services not allocated	0	0	0	0	0	0	0	0	0
INCOME	921	195	726	1 750	236	1 514	1 295	227	1 068
Compensation of employees	20	54	-34	22	61	-39	29	54	-24
Investment Income	900	141	760	1 728	175	1 553	1 266	173	1 093
CURRENT TRANSFERS	105	342	-237	101	616	-515	131	422	-291
CURRENT ACCOUNT	6 578	5 347	1 231	8 235	5 207	3 028	8 665	5 421	3 244
CURRENT + CAPITAL ACCOUNT	:	:	:	:	:	:	:	:	:

9.1.
Reporter: Greece
Partner: World

(Mio ECU)

	1992			1993			1994		
	Credit	Debit	Net	Credit	Debit	Net	Credit	Debit	Net
GOODS	4 629	13 569	-8 939	4 299	13 313	-9 015	4 387	13 943	-9 556
SERVICES	9 035	4 072	4 963	9 829	2 931	6 898	11 116	3 224	7 892
Transportation	3 223	1 314	1 909	2 626	810	1 815	2 964	965	1 999
Sea transport	:	:	:	1 188	489	699	1 340	582	758
Air transport	:	:	:	1 178	255	923	1 330	304	1 026
Other transportation	:	:	:	261	67	194	295	79	215
Travel	4 275	915	3 360	3 623	857	2 766	4 188	946	3 243
Other services	1 536	1 842	-306	3 581	1 264	2 317	3 964	1 313	2 651
Communications services	:	:	:	64	66	-2	83	46	37
Construction services	:	:	:	382	59	323	416	64	352
Insurance services	:	:	:	11	130	-119	14	128	-113
Financial services	:	:	:	734	114	620	741	127	614
Computer and information services	:	:	:	200	57	143	226	57	168
Royalties and licence fees	:	:	:	0	23	-23	0	40	-40
Other business services	:	:	:	2 049	513	1 536	2 333	538	1 796
Personal, cultural and recreational	:	:	:	88	17	72	91	16	75
Government services, n i e	43	204	-161	52	285	-233	60	298	-238
Services not allocated	:	:	:	0	0	0	0	0	0
INCOME	428	1 959	-1 531	792	1 996	-1 204	923	1 952	-1 029
Compensation of employees	127	133	-6	252	214	38	261	186	75
Investment Income	300	1 826	-1 525	540	1 781	-1 242	662	1 766	-1 104
CURRENT TRANSFERS	5 003	11	4 992	4 382	14	4 368	4 627	23	4 603
CURRENT ACCOUNT	:	:	:	19 302	18 254	1 048	21 053	19 143	1 910
CURRENT + CAPITAL ACCOUNT	19 094	19 610	-516	20 488	18 254	2 234	22 285	19 143	3 142

9.2.
Reporter: Greece
Partner: Intra EUR15

(Mio ECU)

	1992			1993			1994		
	Credit	Debit	Net	Credit	Debit	Net	Credit	Debit	Net
GOODS	:	:	:	2 590	8 605	-6 016	2 636	9 464	-6 829
SERVICES	:	:	:	5 463	1 587	3 875	6 250	1 663	4 588
Transportation	:	:	:	1 184	411	773	1 337	493	844
Sea transport	:	:	:	466	292	175	526	349	177
Air transport	:	:	:	555	90	465	626	108	519
Other transportation	:	:	:	164	30	134	185	35	150
Travel	:	:	:	2 598	500	2 098	3 041	529	2 512
Other services	:	:	:	1 681	677	1 004	1 873	641	1 232
Communications services	:	:	:	25	31	-7	4	17	-13
Construction services	:	:	:	180	34	146	200	32	168
Insurance services	:	:	:	8	86	-78	8	82	-74
Financial services	:	:	:	345	65	280	356	63	293
Computer and information services	:	:	:	94	33	62	108	28	80
Royalties and licence fees	:	:	:	0	10	-10	0	18	-18
Other business services	:	:	:	964	294	670	1 118	266	852
Personal, cultural and recreational	:	:	:	42	9	33	44	6	37
Government services, n i e	:	:	:	23	115	-92	36	129	-93
Services not allocated	:	:	:	0	0	0	0	0	0
INCOME	:	:	:	362	747	-385	440	651	-211
Compensation of employees	:	:	:	97	157	-60	109	108	1
Investment Income	:	:	:	264	590	-325	330	542	-212
CURRENT TRANSFERS	:	:	:	3 506	6	3 500	3 718	7	3 711
CURRENT ACCOUNT	:	:	:	11 919	10 945	974	13 044	11 785	1 259
CURRENT + CAPITAL ACCOUNT	:	:	:	:	:	:	:	:	:

9.3.

Reporter: Greece

Partner: Extra EUR15

(Mio ECU)

	1992			1993			1994		
	Credit	Debit	Net	Credit	Debit	Net	Credit	Debit	Net
GOODS	:	:	:	1 709	4 708	-2 999	1 752	4 479	-2 727
SERVICES	:	:	:	4 366	1 343	3 023	4 866	1 561	3 304
Transportation	:	:	:	1 441	399	1 042	1 627	472	1 155
Sea transport	:	:	:	721	197	524	814	233	582
Air transport	:	:	:	623	165	458	703	196	507
Other transportation	:	:	:	97	37	60	110	44	66
Travel	:	:	:	1 025	357	668	1 148	417	731
Other services	:	:	:	1 900	587	1 313	2 091	672	1 419
Communications services	:	:	:	39	34	5	79	29	50
Construction services	:	:	:	202	25	177	216	32	184
Insurance services	:	:	:	3	44	-41	7	46	-40
Financial services	:	:	:	388	49	340	385	64	321
Computer and information services	:	:	:	106	24	82	117	29	88
Royalties and licence fees	:	:	:	0	13	-13	0	21	-21
Other business services	:	:	:	1 085	219	865	1 215	272	944
Personal, cultural and recreational	:	:	:	47	8	39	47	10	38
Government services, n i e	:	:	:	29	170	-141	24	168	-145
Services not allocated	:	:	:	0	0	0	0	0	0
INCOME	:	:	:	430	1 249	-819	483	1 301	-818
Compensation of employees	:	:	:	155	57	97	151	77	74
Investment Income	:	:	:	275	1 192	-916	332	1 224	-892
CURRENT TRANSFERS	:	:	:	877	8	868	909	17	892
CURRENT ACCOUNT	:	:	:	7 383	7 309	74	8 010	7 358	651
CURRENT + CAPITAL ACCOUNT	:	:	:	:	:	:	:	:	:

9.4.

Reporter: Greece

Partner: Intra EUR12

(Mio ECU)

	1992			1993			1994		
	Credit	Debit	Net	Credit	Debit	Net	Credit	Debit	Net
GOODS	2 788	8 533	-5 745	2 473	8 202	-5 728	2 517	9 020	-6 503
SERVICES	4 464	2 035	2 429	5 174	1 553	3 621	5 935	1 625	4 310
Transportation	1 395	601	794	1 182	405	776	1 334	483	851
Sea transport	:	:	:	465	287	178	525	342	183
Air transport	:	:	:	554	88	465	625	105	520
Other transportation	:	:	:	164	29	134	185	35	150
Travel	2 297	533	1 764	2 407	488	1 919	2 830	516	2 314
Other services	772	901	-129	1 586	660	926	1 771	626	1 145
Communications services	:	:	:	20	30	-10	3	16	-13
Construction services	:	:	:	170	33	137	189	31	158
Insurance services	:	:	:	8	82	-74	8	78	-71
Financial services	:	:	:	327	64	263	336	61	275
Computer and information services	:	:	:	89	32	57	103	28	75
Royalties and licence fees	:	:	:	0	10	-10	0	18	-18
Other business services	:	:	:	911	287	624	1 056	260	796
Personal, cultural and recreational	:	:	:	39	9	31	41	6	35
Government services, n i e	10	78	-68	22	114	-91	35	128	-92
Services not allocated	:	:	:	0	0	0	0	0	0
INCOME	220	1 077	-857	347	731	-384	422	638	-216
Compensation of employees	49	91	-42	91	149	-58	102	103	-1
Investment Income	171	986	-815	256	582	-326	320	536	-215
CURRENT TRANSFERS	4 127	3	4 124	3 458	6	3 452	3 666	7	3 659
CURRENT ACCOUNT	:	:	:	11 453	10 491	961	12 540	11 290	1 250
CURRENT + CAPITAL ACCOUNT	11 599	11 649	-50	:	:	:	:	:	:

9.5.
Reporter: Greece
Partner: Extra EUR12

(Mio ECU)

	1992			1993			1994		
	Credit	Debit	Net	Credit	Debit	Net	Credit	Debit	Net
GOODS	1 841	5 035	-3 194	1 826	5 112	-3 286	1 871	4 923	-3 052
SERVICES	4 570	2 036	2 534	4 655	1 378	3 277	5 181	1 599	3 582
Transportation	1 828	713	1 115	1 444	405	1 039	1 630	483	1 148
Sea transport	:	:	:	722	201	521	815	240	576
Air transport	:	:	:	624	167	458	705	198	506
Other transportation	:	:	:	97	37	60	110	45	65
Travel	1 978	382	1 596	1 216	369	847	1 358	430	929
Other services	764	941	-177	1 995	604	1 391	2 192	687	1 506
Communications services	:	:	:	44	36	9	80	30	50
Construction services	:	:	:	212	26	186	227	33	194
Insurance services	:	:	:	3	48	-44	7	50	-43
Financial services	:	:	:	407	50	357	404	66	339
Computer and information services	:	:	:	111	25	86	123	30	94
Royalties and licence fees	:	:	:	0	13	-13	0	21	-21
Other business services	:	:	:	1 138	226	912	1 277	278	999
Personal, cultural and recreational	:	:	:	49	8	41	50	10	40
Government services, n i e	33	126	-93	30	172	-142	24	170	-145
Services not allocated	:	:	:	0	0	0	0	0	0
INCOME	207	882	-675	445	1 265	-820	501	1 314	-813
Compensation of employees	78	42	35	161	66	96	159	83	76
Investment Income	129	840	-710	284	1 199	-915	342	1 231	-889
CURRENT TRANSFERS	876	8	868	924	8	916	961	17	944
CURRENT ACCOUNT	:	:	:	7 849	7 763	87	8 513	7 853	661
CURRENT + CAPITAL ACCOUNT	7 495	7 961	-466	:	:	:	:	:	:

9.6.
Reporter: Greece
Partner: USA

(Mio ECU)

	1992			1993			1994		
	Credit	Debit	Net	Credit	Debit	Net	Credit	Debit	Net
GOODS	:	:	:	1 053	1 284	-231	1 130	1 350	-220
SERVICES	:	:	:	2 970	933	2 036	3 186	999	2 187
Transportation	:	:	:	464	110	355	496	133	363
Sea transport	:	:	:	232	54	178	248	66	182
Air transport	:	:	:	201	45	156	215	55	160
Other transportation	:	:	:	31	10	21	33	12	21
Travel	:	:	:	763	337	426	819	355	464
Other services	:	:	:	1 742	486	1 256	1 871	511	1 359
Communications services	:	:	:	63	26	38	68	27	41
Construction services	:	:	:	182	24	158	193	26	168
Insurance services	:	:	:	5	22	-16	6	23	-17
Financial services	:	:	:	349	46	303	345	51	293
Computer and information services	:	:	:	95	23	72	105	23	82
Royalties and licence fees	:	:	:	0	13	-13	0	13	-13
Other business services	:	:	:	987	209	779	1 093	218	875
Personal, cultural and recreational	:	:	:	42	9	33	42	9	33
Government services, n i e	:	:	:	17	115	-98	18	121	-103
Services not allocated	:	:	:	0	0	0	0	0	0
INCOME	:	:	:	194	275	-81	208	289	-81
Compensation of employees	:	:	:	119	54	65	128	57	71
Investment Income	:	:	:	75	221	-146	81	232	-151
CURRENT TRANSFERS	:	:	:	638	11	627	684	12	673
CURRENT ACCOUNT	:	:	:	4 854	2 504	2 351	5 208	2 650	2 559
CURRENT + CAPITAL ACCOUNT	:	:	:	:	:	:	:	:	:

9.7.

Reporter: Greece

Partner: Japan

(Mio ECU)

	1992			1993			1994		
	Credit	Debit	Net	Credit	Debit	Net	Credit	Debit	Net
GOODS	:	:	:	25	306	-280	40	297	-256
SERVICES	:	:	:	114	54	61	147	58	89
Transportation	:	:	:	75	25	49	83	30	53
Sea transport	:	:	:	37	13	25	42	15	27
Air transport	:	:	:	32	10	22	36	12	24
Other transportation	:	:	:	5	2	3	6	3	3
Travel	:	:	:	13	3	9	20	3	17
Other services	:	:	:	27	25	2	44	24	19
Communications services	:	:	:	0	1	-1	0	1	-1
Construction services	:	:	:	3	2	1	5	2	3
Insurance services	:	:	:	0	2	-2	0	2	-2
Financial services	:	:	:	6	3	3	8	3	5
Computer and information services	:	:	:	2	2	6	3	1	1
Royalties and licence fees	:	:	:	0	0	0	0	0	0
Other business services	:	:	:	16	14	2	27	14	13
Personal, cultural and recreational	:	:	:	1	0	0	1	0	1
Government services, n i e	:	:	:	0	2	-2	0	2	-2
Services not allocated	:	:	:	0	0	0	0	0	0
INCOME	:	:	:	89	529	-440	140	513	-372
Compensation of employees	:	:	:	3	3	1	5	3	3
Investment Income	:	:	:	85	526	-441	135	510	-375
CURRENT TRANSFERS	:	:	:	3	1	2	4	1	3
CURRENT ACCOUNT	:	:	:	231	889	-658	332	868	-536
CURRENT + CAPITAL ACCOUNT	:	:	:	:	:	:	:	:	:

10.1.
Reporter: Spain
Partner: World

(Mio ECU)

	1992			1993			1994		
	Credit	Debit	Net	Credit	Debit	Net	Credit	Debit	Net
GOODS	50 993	74 300	-23 307	52 818	65 538	-12 719	62 227	74 603	-12 376
SERVICES	25 694	16 095	9 599	26 062	16 435	9 628	28 362	16 085	12 277
Transportation	3 670	3 894	-223	3 608	3 852	-244	4 225	4 339	-114
Sea transport	1 007	1 628	-622	952	1 585	-634	1 110	1 794	-684
Air transport	1 818	1 374	444	1 916	1 470	445	2 249	1 618	630
Other transportation	846	891	-46	741	796	-55	866	926	-60
Travel	17 093	4 271	12 822	16 859	4 041	12 818	18 094	3 481	14 613
Other services	4 930	7 930	-3 000	5 595	8 542	-2 946	6 043	8 265	-2 221
Communications services	134	193	-58	394	259	134	400	276	124
Construction services	333	293	39	376	252	124	348	114	234
Insurance services	750	652	98	768	737	31	792	802	-11
Financial services	795	362	433	543	633	-90	527	487	40
Computer and information services	188	643	-455	500	586	-86	513	539	-27
Royalties and licence fees	79	823	-745	128	830	-702	187	896	-709
Other business services	2 052	3 423	-1 371	2 489	3 558	-1 069	2 777	3 827	-1 050
Personal, cultural and recreational	306	719	-414	159	577	-419	169	504	-335
Government services, n i e	295	821	-526	238	1 108	-869	332	819	-487
Services not allocated	0	0	0	0	0	0	0	0	0
INCOME	10 885	15 320	-4 435	10 093	13 095	-3 002	7 314	14 202	-6 889
Compensation of employees	186	17	170	95	98	-3	88	82	5
Investment Income	10 699	15 303	-4 604	9 998	12 997	-2 999	7 226	14 120	-6 894
CURRENT TRANSFERS	8 517	6 686	1 831	7 582	6 150	1 432	7 924	6 679	1 244
CURRENT ACCOUNT	96 089	112 400	-16 312	96 556	101 217	-4 661	105 827	111 570	-5 743
CURRENT + CAPITAL ACCOUNT	99 172	112 780	-13 607	99 525	101 599	-2 074	108 449	112 008	-3 559

10.2.
Reporter: Spain
Partner: Intra EUR15

(Mio ECU)

	1992			1993			1994		
	Credit	Debit	Net	Credit	Debit	Net	Credit	Debit	Net
GOODS	37 313	47 350	-10 037	36 406	40 798	-4 393	44 001	47 728	-3 727
SERVICES	16 602	8 726	7 876	20 252	10 176	10 076	22 100	10 236	11 863
Transportation	2 479	2 439	39	2 788	2 653	135	3 267	3 033	233
Sea transport	604	1 001	-397	693	1 006	-313	820	1 169	-349
Air transport	1 294	866	428	1 572	1 128	444	1 818	1 240	578
Other transportation	581	573	8	523	519	3	629	624	5
Travel	11 513	1 788	9 725	14 110	2 347	11 763	15 417	2 127	13 290
Other services	2 611	4 498	-1 888	3 355	5 177	-1 822	3 416	5 076	-1 660
Communications services	38	132	-94	231	134	96	241	152	88
Construction services	121	253	-132	159	154	6	132	75	57
Insurance services	417	405	12	488	526	-38	445	601	-155
Financial services	489	115	374	288	356	-68	210	249	-39
Computer and information services	93	372	-279	194	408	-214	108	379	-271
Royalties and licence fees	40	362	-322	73	449	-376	121	500	-380
Other business services	1 254	2 179	-925	1 742	2 382	-639	1 911	2 527	-616
Personal, cultural and recreational	154	392	-238	88	257	-169	88	232	-144
Government services, n i e	5	288	-283	91	511	-420	161	361	-200
Services not allocated	0	0	0	0	0	0	0	0	0
INCOME	2 230	7 077	-4 847	3 566	6 611	-3 045	2 700	8 790	-6 091
Compensation of employees	89	7	82	51	31	19	47	36	11
Investment Income	2 141	7 070	-4 929	3 515	6 580	-3 064	2 652	8 754	-6 102
CURRENT TRANSFERS	6 585	5 590	995	6 309	5 413	896	6 612	5 835	776
CURRENT ACCOUNT	62 730	68 743	-6 013	66 532	62 998	3 535	75 412	72 590	2 822
CURRENT + CAPITAL ACCOUNT	:	:	:	:	:	:	:	:	:

10.3.

Reporter: Spain

Partner: Extra EUR15

(Mio ECU)

	1992			1993			1994		
	Credit	Debit	Net	Credit	Debit	Net	Credit	Debit	Net
GOODS	13 552	26 699	-13 146	16 213	24 214	-8 000	18 155	26 733	-8 578
SERVICES	6 183	5 661	522	5 627	6 003	-376	6 121	5 659	462
Transportation	1 047	1 336	-289	812	1 181	-369	956	1 301	-345
Sea transport	393	594	-201	255	568	-313	290	622	-333
Air transport	412	434	-22	343	341	1	430	378	52
Other transportation	243	309	-66	214	272	-57	236	301	-65
Travel	3 345	1 623	1 722	2 750	1 695	1 055	2 677	1 354	1 322
Other services	1 790	2 701	-911	2 065	3 127	-1 062	2 488	3 004	-515
Communications services	92	45	46	160	122	38	159	122	37
Construction services	221	30	190	215	96	119	214	37	177
Insurance services	208	165	43	277	218	59	347	202	145
Financial services	154	74	80	101	139	-38	196	100	96
Computer and information services	57	253	-196	306	173	132	404	154	250
Royalties and licence fees	35	432	-396	54	382	-328	65	395	-331
Other business services	602	1 105	-503	736	1 128	-391	852	1 265	-413
Personal, cultural and recreational	134	283	-150	69	318	-249	81	270	-189
Government services, n i e	288	314	-25	147	550	-404	171	458	-287
Services not allocated	0	0	0	0	0	0	0	0	0
INCOME	4 371	2 262	2 110	2 659	1 989	670	1 859	1 883	-23
Compensation of employees	27	5	22	39	58	-19	40	44	-4
Investment Income	4 284	2 257	2 028	2 620	1 931	689	1 820	1 839	-19
CURRENT TRANSFERS	1 362	847	515	1 236	697	539	1 276	807	469
CURRENT ACCOUNT	25 469	35 468	-9 999	25 736	32 903	-7 167	27 412	35 082	-7 670
CURRENT + CAPITAL ACCOUNT	:	:	:	:	:	:	:	:	:

10.4.

Reporter: Spain

Partner: Intra EUR12

(Mio ECU)

	1992			1993			1994		
	Credit	Debit	Net	Credit	Debit	Net	Credit	Debit	Net
GOODS	36 211	45 273	-9 062	35 163	38 742	-3 579	42 794	45 322	-2 529
SERVICES	15 642	8 352	7 290	19 341	9 776	9 565	21 310	9 850	11 459
Transportation	2 330	2 294	36	2 682	2 520	162	3 154	2 899	256
Sea transport	571	957	-385	673	951	-278	800	1 111	-312
Air transport	1 199	787	412	1 502	1 077	425	1 742	1 196	546
Other transportation	559	550	10	507	492	14	613	592	21
Travel	10 789	1 716	9 073	13 387	2 249	11 138	14 831	2 034	12 797
Other services	2 523	4 342	-1 819	3 271	5 006	-1 735	3 325	4 918	-1 593
Communications services	38	131	-93	224	122	102	236	150	87
Construction services	113	235	-121	157	151	6	124	72	52
Insurance services	398	392	6	469	517	-48	435	586	-151
Financial services	481	109	371	281	352	-71	207	248	-41
Computer and information services	91	363	-272	192	400	-208	106	374	-268
Royalties and licence fees	39	328	-289	71	427	-356	108	479	-372
Other business services	1 209	2 126	-917	1 701	2 285	-584	1 866	2 429	-563
Personal, cultural and recreational	150	387	-237	87	255	-168	86	230	-144
Government services, n i e	4	272	-268	89	497	-408	157	350	-193
Services not allocated	0	0	0	0	0	0	0	0	0
INCOME	2 141	7 008	-4 867	3 365	6 573	-3 208	2 593	8 752	-6 159
Compensation of employees	88	7	81	50	31	19	47	36	11
Investment Income	2 053	7 001	-4 948	3 315	6 542	-3 227	2 546	8 716	-6 170
CURRENT TRANSFERS	6 516	5 567	949	6 286	5 395	890	6 582	5 813	769
CURRENT ACCOUNT	60 509	66 199	-5 690	64 155	60 487	3 668	73 278	69 737	3 541
CURRENT + CAPITAL ACCOUNT	:	:	:	:	:	:	:	:	:

10.5.
Reporter: Spain
Partner: Extra EUR12

(Mio ECU)

	1992			1993			1994		
	Credit	Debit	Net	Credit	Debit	Net	Credit	Debit	Net
GOODS	14 655	28 776	-14 121	17 456	26 270	-8 814	19 363	29 139	-9 776
SERVICES	7 143	6 035	1 108	6 538	6 403	135	6 911	6 045	866
Transportation	1 195	1 482	-286	917	1 314	-396	1 068	1 435	-367
Sea transport	425	638	-213	274	623	-348	310	680	-370
Air transport	506	512	-6	412	392	20	506	422	84
Other transportation	264	331	-67	231	299	-68	252	333	-81
Travel	4 069	1 695	2 374	3 472	1 792	1 680	3 263	1 447	1 816
Other services	1 878	2 858	-979	2 149	3 298	-1 149	2 580	3 162	-582
Communications services	92	47	45	166	134	32	163	124	38
Construction services	229	48	180	218	99	119	222	40	182
Insurance services	227	179	48	296	227	69	357	216	141
Financial services	162	80	82	109	143	-34	199	101	98
Computer and information services	59	262	-203	308	181	127	406	159	247
Royalties and licence fees	37	465	-429	56	403	-347	78	416	-339
Other business services	648	1 158	-510	778	1 224	-447	897	1 363	-466
Personal, cultural and recreational	137	289	-151	70	320	-250	83	272	-189
Government services, n i e	288	329	-41	149	565	-416	175	469	-295
Services not allocated	0	0	0	0	0	0	0	0	0
INCOME	4 460	2 331	2 129	2 860	2 027	834	1 966	1 921	45
Compensation of employees	87	5	82	40	59	-19	40	44	-4
Investment Income	4 372	2 325	2 047	2 821	1 968	853	1 926	1 877	49
CURRENT TRANSFERS	1 431	870	561	1 259	715	544	1 306	830	476
CURRENT ACCOUNT	27 689	38 011	-10 322	28 113	35 414	-7 301	29 546	37 935	-8 389
CURRENT + CAPITAL ACCOUNT	:	:	:	:	:	:	:	:	:

10.6.
Reporter: Spain
Partner: EFTA

(Mio ECU)

	1992			1993			1994		
	Credit	Debit	Net	Credit	Debit	Net	Credit	Debit	Net
GOODS	:	:	:	:	:	:	992	1 554	-562
SERVICES	:	:	:	:	:	:	1 912	837	1 075
Transportation	:	:	:	:	:	:	158	108	50
Sea transport	:	:	:	:	:	:	30	41	-11
Air transport	:	:	:	:	:	:	110	43	67
Other transportation	:	:	:	:	:	:	18	23	-5
Travel	:	:	:	:	:	:	1 171	94	1 077
Other services	:	:	:	:	:	:	583	635	-52
Communications services	:	:	:	:	:	:	33	7	26
Construction services	:	:	:	:	:	:	11	2	9
Insurance services	:	:	:	:	:	:	182	92	91
Financial services	:	:	:	:	:	:	8	26	-18
Computer and information services	:	:	:	:	:	:	170	20	149
Royalties and licence fees	:	:	:	:	:	:	3	43	-39
Other business services	:	:	:	:	:	:	158	361	-204
Personal, cultural and recreational	:	:	:	:	:	:	13	45	-32
Government services, n i e	:	:	:	:	:	:	4	38	-34
Services not allocated	:	:	:	:	:	:	0	0	0
INCOME	:	:	:	:	:	:	58	560	-502
Compensation of employees	:	:	:	:	:	:	10	1	9
Investment Income	:	:	:	:	:	:	48	559	-511
CURRENT TRANSFERS	:	:	:	:	:	:	436	102	334
CURRENT ACCOUNT	:	:	:	:	:	:	3 398	3 054	345
CURRENT + CAPITAL ACCOUNT	:	:	:	:	:	:	:	:	:

10.7.

Reporter: Spain

Partner: Other European Countries

(Mio ECU)

	1992			1993			1994		
	Credit	Debit	Net	Credit	Debit	Net	Credit	Debit	Net
GOODS	:	:	:	:	:	:	2 073	1 853	220
SERVICES	:	:	:	:	:	:	333	294	39
Transportation	:	:	:	:	:	:	81	88	-7
Sea transport	:	:	:	:	:	:	25	40	-15
Air transport	:	:	:	:	:	:	30	29	1
Other transportation	:	:	:	:	:	:	26	19	7
Travel	:	:	:	:	:	:	172	139	33
Other services	:	:	:	:	:	:	80	67	13
Communications services	:	:	:	:	:	:	7	1	7
Construction services	:	:	:	:	:	:	13	3	10
Insurance services	:	:	:	:	:	:	10	3	7
Financial services	:	:	:	:	:	:	8	1	7
Computer and information services	:	:	:	:	:	:	3	2	1
Royalties and licence fees	:	:	:	:	:	:	0	1	-1
Other business services	:	:	:	:	:	:	34	33	2
Personal, cultural and recreational	:	:	:	:	:	:	2	13	-10
Government services, n i e	:	:	:	:	:	:	2	10	-8
Services not allocated	:	:	:	:	:	:	0	0	0
INCOME	:	:	:	:	:	:	6	24	-18
Compensation of employees	:	:	:	:	:	:	1	1	0
Investment Income	:	:	:	:	:	:	5	23	-18
CURRENT TRANSFERS	:	:	:	:	:	:	31	53	-23
CURRENT ACCOUNT	:	:	:	:	:	:	2 443	2 225	218
CURRENT + CAPITAL ACCOUNT	:	:	:	:	:	:	:	:	:

10.8.

Reporter: Spain

Partner: Czech Republic

(Mio ECU)

	1992			1993			1994		
	Credit	Debit	Net	Credit	Debit	Net	Credit	Debit	Net
GOODS	:	:	:	:	:	:	145	110	35
SERVICES	:	:	:	:	:	:	39	36	3
Transportation	:	:	:	:	:	:	4	4	0
Sea transport	:	:	:	:	:	:	2	2	-1
Air transport	:	:	:	:	:	:	0	0	0
Other transportation	:	:	:	:	:	:	2	1	1
Travel	:	:	:	:	:	:	33	28	5
Other services	:	:	:	:	:	:	3	4	-2
Communications services	:	:	:	:	:	:	0	0	0
Construction services	:	:	:	:	:	:	0	0	0
Insurance services	:	:	:	:	:	:	0	0	0
Financial services	:	:	:	:	:	:	0	0	0
Computer and information services	:	:	:	:	:	:	0	0	0
Royalties and licence fees	:	:	:	:	:	:	0	0	0
Other business services	:	:	:	:	:	:	2	3	-1
Personal, cultural and recreational	:	:	:	:	:	:	0	0	0
Government services, n i e	:	:	:	:	:	:	0	0	0
Services not allocated	:	:	:	:	:	:	0	0	0
INCOME	:	:	:	:	:	:	0	0	0
Compensation of employees	:	:	:	:	:	:	0	0	0
Investment Income	:	:	:	:	:	:	0	0	0
CURRENT TRANSFERS	:	:	:	:	:	:	0	0	0
CURRENT ACCOUNT	:	:	:	:	:	:	185	147	38
CURRENT + CAPITAL ACCOUNT	:	:	:	:	:	:	:	:	:

10.9.
Reporter: Spain
Partner: Hungary

(Mio ECU)

	1992			1993			1994		
	Credit	Debit	Net	Credit	Debit	Net	Credit	Debit	Net
GOODS	:	:	:	:	:	:	201	146	56
SERVICES	:	:	:	:	:	:	28	19	9
Transportation	:	:	:	:	:	:	7	7	0
Sea transport	:	:	:	:	:	:	2	3	-1
Air transport	:	:	:	:	:	:	2	2	-1
Other transportation	:	:	:	:	:	:	2	1	1
Travel	:	:	:	:	:	:	20	5	15
Other services	:	:	:	:	:	:	1	8	-6
Communications services	:	:	:	:	:	:	0	0	0
Construction services	:	:	:	:	:	:	0	0	0
Insurance services	:	:	:	:	:	:	0	0	0
Financial services	:	:	:	:	:	:	0	0	0
Computer and information services	:	:	:	:	:	:	0	0	0
Royalties and licence fees	:	:	:	:	:	:	0	0	0
Other business services	:	:	:	:	:	:	0	1	0
Personal, cultural and recreational	:	:	:	:	:	:	0	6	-6
Government services, n i e	:	:	:	:	:	:	0	1	0
Services not allocated	:	:	:	:	:	:	0	0	0
INCOME	:	:	:	:	:	:	0	0	0
Compensation of employees	:	:	:	:	:	:	0	0	0
Investment Income	:	:	:	:	:	:	0	0	0
CURRENT TRANSFERS	:	:	:	:	:	:	1	0	0
CURRENT ACCOUNT	:	:	:	:	:	:	230	165	65
CURRENT + CAPITAL ACCOUNT	:	:	:	:	:	:	:	:	:

10.10.
Reporter: Spain
Partner: Poland

(Mio ECU)

	1992			1993			1994		
	Credit	Debit	Net	Credit	Debit	Net	Credit	Debit	Net
GOODS	:	:	:	:	:	:	290	169	121
SERVICES	:	:	:	:	:	:	25	14	11
Transportation	:	:	:	:	:	:	7	7	0
Sea transport	:	:	:	:	:	:	3	4	0
Air transport	:	:	:	:	:	:	0	1	-1
Other transportation	:	:	:	:	:	:	4	2	2
Travel	:	:	:	:	:	:	13	1	12
Other services	:	:	:	:	:	:	6	7	-1
Communications services	:	:	:	:	:	:	0	0	0
Construction services	:	:	:	:	:	:	0	0	0
Insurance services	:	:	:	:	:	:	2	0	2
Financial services	:	:	:	:	:	:	0	0	0
Computer and information services	:	:	:	:	:	:	0	0	0
Royalties and licence fees	:	:	:	:	:	:	0	1	-1
Other business services	:	:	:	:	:	:	4	4	0
Personal, cultural and recreational	:	:	:	:	:	:	0	1	-1
Government services, n i e	:	:	:	:	:	:	0	1	-1
Services not allocated	:	:	:	:	:	:	0	0	0
INCOME	:	:	:	:	:	:	1	0	1
Compensation of employees	:	:	:	:	:	:	0	0	0
Investment Income	:	:	:	:	:	:	1	0	1
CURRENT TRANSFERS	:	:	:	:	:	:	2	2	1
CURRENT ACCOUNT	:	:	:	:	:	:	318	186	133
CURRENT + CAPITAL ACCOUNT	:	:	:	:	:	:	:	:	:

10.11.

Reporter: Spain

Partner: Russia

(Mio ECU)

	1992			1993			1994		
	Credit	Debit	Net	Credit	Debit	Net	Credit	Debit	Net
GOODS	:	:	:	:	:	:	251	834	-582
SERVICES	:	:	:	:	:	:	56	73	-16
Transportation	:	:	:	:	:	:	23	43	-19
Sea transport	:	:	:	:	:	:	3	18	-14
Air transport	:	:	:	:	:	:	17	17	0
Other transportation	:	:	:	:	:	:	3	8	-5
Travel	:	:	:	:	:	:	21	17	4
Other services	:	:	:	:	:	:	12	13	-1
Communications services	:	:	:	:	:	:	0	0	0
Construction services	:	:	:	:	:	:	3	2	1
Insurance services	:	:	:	:	:	:	0	2	-2
Financial services	:	:	:	:	:	:	7	1	7
Computer and information services	:	:	:	:	:	:	0	1	-1
Royalties and licence fees	:	:	:	:	:	:	0	0	0
Other business services	:	:	:	:	:	:	1	6	-5
Personal, cultural and recreational	:	:	:	:	:	:	0	1	-1
Government services, n i e	:	:	:	:	:	:	1	1	-1
Services not allocated	:	:	:	:	:	:	0	0	0
INCOME	:	:	:	:	:	:	-9	1	-10
Compensation of employees	:	:	:	:	:	:	0	0	0
Investment Income	:	:	:	:	:	:	-10	0	-10
CURRENT TRANSFERS	:	:	:	:	:	:	1	1	0
CURRENT ACCOUNT	:	:	:	:	:	:	299	907	-609
CURRENT + CAPITAL ACCOUNT	:	:	:	:	:	:	:	:	:

10.12.

Reporter: Spain

Partner: Turkey

(Mio ECU)

	1992			1993			1994		
	Credit	Debit	Net	Credit	Debit	Net	Credit	Debit	Net
GOODS	:	:	:	:	:	:	316	218	98
SERVICES	:	:	:	:	:	:	14	27	-12
Transportation	:	:	:	:	:	:	9	9	0
Sea transport	:	:	:	:	:	:	4	5	-1
Air transport	:	:	:	:	:	:	1	2	-1
Other transportation	:	:	:	:	:	:	4	2	2
Travel	:	:	:	:	:	:	2	13	-11
Other services	:	:	:	:	:	:	3	5	-2
Communications services	:	:	:	:	:	:	2	0	2
Construction services	:	:	:	:	:	:	0	0	0
Insurance services	:	:	:	:	:	:	0	0	0
Financial services	:	:	:	:	:	:	0	0	0
Computer and information services	:	:	:	:	:	:	0	0	0
Royalties and licence fees	:	:	:	:	:	:	0	0	0
Other business services	:	:	:	:	:	:	1	2	-2
Personal, cultural and recreational	:	:	:	:	:	:	0	1	0
Government services, n i e	:	:	:	:	:	:	0	2	-2
Services not allocated	:	:	:	:	:	:	0	0	0
INCOME	:	:	:	:	:	:	1	0	1
Compensation of employees	:	:	:	:	:	:	0	0	0
Investment Income	:	:	:	:	:	:	1	0	1
CURRENT TRANSFERS	:	:	:	:	:	:	0	1	0
CURRENT ACCOUNT	:	:	:	:	:	:	331	245	86
CURRENT + CAPITAL ACCOUNT	:	:	:	:	:	:	:	:	:

10.13.
Reporter: Spain
Partner: Africa

(Mio ECU)

	1992			1993			1994		
	Credit	Debit	Net	Credit	Debit	Net	Credit	Debit	Net
GOODS	:	:	:	:	:	:	2 481	4 743	-2 263
SERVICES	:	:	:	:	:	:	302	342	-40
Transportation	:	:	:	:	:	:	90	192	-102
Sea transport	:	:	:	:	:	:	38	114	-75
Air transport	:	:	:	:	:	:	20	26	-6
Other transportation	:	:	:	:	:	:	31	53	-21
Travel	:	:	:	:	:	:	109	49	61
Other services	:	:	:	:	:	:	103	102	1
Communications services	:	:	:	:	:	:	3	12	-9
Construction services	:	:	:	:	:	:	35	4	31
Insurance services	:	:	:	:	:	:	2	12	-10
Financial services	:	:	:	:	:	:	19	5	14
Computer and information services	:	:	:	:	:	:	3	2	1
Royalties and licence fees	:	:	:	:	:	:	0	0	0
Other business services	:	:	:	:	:	:	33	49	-16
Personal, cultural and recreational	:	:	:	:	:	:	1	0	0
Government services, n i e	:	:	:	:	:	:	7	18	-11
Services not allocated	:	:	:	:	:	:	0	0	0
INCOME	:	:	:	:	:	:	98	31	66
Compensation of employees	:	:	:	:	:	:	3	23	-20
Investment Income	:	:	:	:	:	:	95	8	87
CURRENT TRANSFERS	:	:	:	:	:	:	31	57	-26
CURRENT ACCOUNT	:	:	:	:	:	:	2 911	5 174	-2 263
CURRENT + CAPITAL ACCOUNT	:	:	:	:	:	:	:	:	:

10.14.
Reporter: Spain
Partner: North African Countries

(Mio ECU)

	1992			1993			1994		
	Credit	Debit	Net	Credit	Debit	Net	Credit	Debit	Net
GOODS	:	:	:	:	:	:	1 774	2 346	-571
SERVICES	:	:	:	:	:	:	251	220	30
Transportation	:	:	:	:	:	:	62	98	-36
Sea transport	:	:	:	:	:	:	27	58	-31
Air transport	:	:	:	:	:	:	13	15	-2
Other transportation	:	:	:	:	:	:	22	26	-4
Travel	:	:	:	:	:	:	103	39	64
Other services	:	:	:	:	:	:	86	83	3
Communications services	:	:	:	:	:	:	2	11	-9
Construction services	:	:	:	:	:	:	33	3	30
Insurance services	:	:	:	:	:	:	3	6	-2
Financial services	:	:	:	:	:	:	15	4	11
Computer and information services	:	:	:	:	:	:	3	1	2
Royalties and licence fees	:	:	:	:	:	:	0	0	0
Other business services	:	:	:	:	:	:	22	45	-22
Personal, cultural and recreational	:	:	:	:	:	:	0	0	0
Government services, n i e	:	:	:	:	:	:	7	13	-7
Services not allocated	:	:	:	:	:	:	0	0	0
INCOME	:	:	:	:	:	:	84	5	79
Compensation of employees	:	:	:	:	:	:	2	0	1
Investment Income	:	:	:	:	:	:	83	5	78
CURRENT TRANSFERS	:	:	:	:	:	:	19	30	-11
CURRENT ACCOUNT	:	:	:	:	:	:	2 128	2 601	-473
CURRENT + CAPITAL ACCOUNT	:	:	:	:	:	:	:	:	:

10.15.
Reporter: Spain
Partner: Morocco

(Mio ECU)

	1992			1993			1994		
	Credit	Debit	Net	Credit	Debit	Net	Credit	Debit	Net
GOODS	:	:	:	:	:	:	576	410	166
SERVICES	:	:	:	:	:	:	171	108	63
Transportation	:	:	:	:	:	:	24	24	-1
Sea transport	:	:	:	:	:	:	14	16	-2
Air transport	:	:	:	:	:	:	3	2	0
Other transportation	:	:	:	:	:	:	8	6	1
Travel	:	:	:	:	:	:	92	19	73
Other services	:	:	:	:	:	:	55	64	-9
Communications services	:	:	:	:	:	:	1	11	-10
Construction services	:	:	:	:	:	:	30	3	28
Insurance services	:	:	:	:	:	:	3	2	1
Financial services	:	:	:	:	:	:	1	2	0
Computer and information services	:	:	:	:	:	:	3	1	2
Royalties and licence fees	:	:	:	:	:	:	0	0	0
Other business services	:	:	:	:	:	:	12	37	-25
Personal, cultural and recreational	:	:	:	:	:	:	0	0	0
Government services, n i e	:	:	:	:	:	:	5	10	-5
Services not allocated	:	:	:	:	:	:	0	0	0
INCOME	:	:	:	:	:	:	17	1	16
Compensation of employees	:	:	:	:	:	:	1	0	1
Investment Income	:	:	:	:	:	:	15	1	15
CURRENT TRANSFERS	:	:	:	:	:	:	8	28	-20
CURRENT ACCOUNT	:	:	:	:	:	:	772	547	225
CURRENT + CAPITAL ACCOUNT	:	:	:	:	:	:	:	:	:

10.16.
Reporter: Spain
Partner: Other African Countries

(Mio ECU)

	1992			1993			1994		
	Credit	Debit	Net	Credit	Debit	Net	Credit	Debit	Net
GOODS	:	:	:	:	:	:	706	2 397	-1 691
SERVICES	:	:	:	:	:	:	51	122	-71
Transportation	:	:	:	:	:	:	27	94	-66
Sea transport	:	:	:	:	:	:	11	56	-45
Air transport	:	:	:	:	:	:	7	11	-4
Other transportation	:	:	:	:	:	:	9	27	-18
Travel	:	:	:	:	:	:	7	10	-3
Other services	:	:	:	:	:	:	17	18	-1
Communications services	:	:	:	:	:	:	1	1	0
Construction services	:	:	:	:	:	:	2	1	1
Insurance services	:	:	:	:	:	:	-1	7	-8
Financial services	:	:	:	:	:	:	4	1	3
Computer and information services	:	:	:	:	:	:	0	0	0
Royalties and licence fees	:	:	:	:	:	:	0	0	0
Other business services	:	:	:	:	:	:	11	4	7
Personal, cultural and recreational	:	:	:	:	:	:	0	0	0
Government services, n i e	:	:	:	:	:	:	0	5	-5
Services not allocated	:	:	:	:	:	:	0	0	0
INCOME	:	:	:	:	:	:	13	26	-13
Compensation of employees	:	:	:	:	:	:	1	23	-21
Investment Income	:	:	:	:	:	:	12	4	8
CURRENT TRANSFERS	:	:	:	:	:	:	12	27	-15
CURRENT ACCOUNT	:	:	:	:	:	:	782	2 572	-1 790
CURRENT + CAPITAL ACCOUNT	:	:	:	:	:	:	:	:	:

10.17.
Reporter: Spain
Partner: America

(Mio ECU)

	1992			1993			1994		
	Credit	Debit	Net	Credit	Debit	Net	Credit	Debit	Net
GOODS	:	:	:	:	:	:	7 401	9 210	-1 808
SERVICES	:	:	:	:	:	:	3 137	3 523	-386
Transportation	:	:	:	:	:	:	474	594	-121
Sea transport	:	:	:	:	:	:	130	226	-97
Air transport	:	:	:	:	:	:	247	253	-6
Other transportation	:	:	:	:	:	:	97	115	-18
Travel	:	:	:	:	:	:	1 095	953	142
Other services	:	:	:	:	:	:	1 568	1 976	-408
Communications services	:	:	:	:	:	:	106	96	10
Construction services	:	:	:	:	:	:	130	25	105
Insurance services	:	:	:	:	:	:	145	64	81
Financial services	:	:	:	:	:	:	157	58	98
Computer and information services	:	:	:	:	:	:	227	126	102
Royalties and licence fees	:	:	:	:	:	:	58	324	-266
Other business services	:	:	:	:	:	:	533	699	-165
Personal, cultural and recreational	:	:	:	:	:	:	60	210	-150
Government services, n i e	:	:	:	:	:	:	151	374	-223
Services not allocated	:	:	:	:	:	:	0	0	0
INCOME	:	:	:	:	:	:	1 620	1 058	562
Compensation of employees	:	:	:	:	:	:	24	15	9
Investment Income	:	:	:	:	:	:	1 596	1 043	553
CURRENT TRANSFERS	:	:	:	:	:	:	701	546	155
CURRENT ACCOUNT	:	:	:	:	:	:	12 859	14 337	-1 477
CURRENT + CAPITAL ACCOUNT	:	:	:	:	:	:	:	:	:

10.18.
Reporter: Spain
Partner: Canada

(Mio ECU)

	1992			1993			1994		
	Credit	Debit	Net	Credit	Debit	Net	Credit	Debit	Net
GOODS	:	:	:	:	:	:	367	327	40
SERVICES	:	:	:	:	:	:	165	68	97
Transportation	:	:	:	:	:	:	26	26	0
Sea transport	:	:	:	:	:	:	5	7	-2
Air transport	:	:	:	:	:	:	17	16	1
Other transportation	:	:	:	:	:	:	5	3	1
Travel	:	:	:	:	:	:	84	17	67
Other services	:	:	:	:	:	:	55	25	30
Communications services	:	:	:	:	:	:	6	0	5
Construction services	:	:	:	:	:	:	0	0	0
Insurance services	:	:	:	:	:	:	1	1	0
Financial services	:	:	:	:	:	:	0	0	0
Computer and information services	:	:	:	:	:	:	41	1	40
Royalties and licence fees	:	:	:	:	:	:	1	1	-1
Other business services	:	:	:	:	:	:	2	14	-12
Personal, cultural and recreational	:	:	:	:	:	:	0	2	-2
Government services, n i e	:	:	:	:	:	:	4	5	-1
Services not allocated	:	:	:	:	:	:	0	0	0
INCOME	:	:	:	:	:	:	67	13	53
Compensation of employees	:	:	:	:	:	:	1	0	1
Investment Income	:	:	:	:	:	:	66	13	53
CURRENT TRANSFERS	:	:	:	:	:	:	12	5	7
CURRENT ACCOUNT	:	:	:	:	:	:	612	413	198
CURRENT + CAPITAL ACCOUNT	:	:	:	:	:	:	:	:	:

10.19.
Reporter: Spain
Partner: USA

(Mio ECU)

	1992			1993			1994		
	Credit	Debit	Net	Credit	Debit	Net	Credit	Debit	Net
GOODS	2 632	5 593	-2 962	2 747	4 954	-2 207	3 234	5 607	-2 372
SERVICES	2 562	3 218	-656	2 311	3 280	-970	2 400	2 968	-568
Transportation	303	381	-78	238	352	-114	323	431	-108
Sea transport	101	119	-18	65	127	-61	76	141	-64
Air transport	153	177	-24	132	160	-28	202	217	-15
Other transportation	49	85	-36	40	65	-25	45	74	-29
Travel	1 324	1 174	150	976	981	-6	861	789	72
Other services	935	1 663	-728	1 097	1 947	-850	1 217	1 748	-531
Communications services	64	28	36	88	74	14	94	82	12
Construction services	25	4	21	32	61	-29	41	15	26
Insurance services	24	60	-35	189	116	73	115	52	63
Financial services	96	45	50	56	101	-46	141	51	89
Computer and information services	30	207	-177	126	134	-9	181	122	59
Royalties and licence fees	20	256	-236	33	276	-242	45	320	-275
Other business services	324	637	-312	395	537	-142	409	580	-171
Personal, cultural and recreational	69	222	-153	54	259	-206	54	195	-141
Government services, n i e	283	204	79	125	388	-263	138	331	-193
Services not allocated	0	0	0	0	0	0	0	0	0
INCOME	2 979	1 035	1 944	1 961	849	1 112	1 382	1 030	351
Compensation of employees	11	2	9	16	16	1	17	8	9
Investment Income	2 968	1 032	1 936	1 945	833	1 111	1 365	1 023	342
CURRENT TRANSFERS	383	296	88	526	328	198	430	388	42
CURRENT ACCOUNT	8 556	10 141	-1 585	7 544	9 411	-1 866	7 446	9 993	-2 546
CURRENT + CAPITAL ACCOUNT	:	:	:	:	:	:	:	:	:

10.20.
Reporter: Spain
Partner: Central American Countries

(Mio ECU)

	1992			1993			1994		
	Credit	Debit	Net	Credit	Debit	Net	Credit	Debit	Net
GOODS	:	:	:	:	:	:	1 777	1 166	611
SERVICES	:	:	:	:	:	:	233	218	15
Transportation	:	:	:	:	:	:	58	51	8
Sea transport	:	:	:	:	:	:	25	29	-5
Air transport	:	:	:	:	:	:	11	7	4
Other transportation	:	:	:	:	:	:	23	15	8
Travel	:	:	:	:	:	:	53	80	-27
Other services	:	:	:	:	:	:	122	87	35
Communications services	:	:	:	:	:	:	2	9	-7
Construction services	:	:	:	:	:	:	57	3	54
Insurance services	:	:	:	:	:	:	21	5	16
Financial services	:	:	:	:	:	:	3	4	-1
Computer and information services	:	:	:	:	:	:	1	1	1
Royalties and licence fees	:	:	:	:	:	:	4	1	2
Other business services	:	:	:	:	:	:	28	47	-19
Personal, cultural and recreational	:	:	:	:	:	:	4	5	-1
Government services, n i e	:	:	:	:	:	:	2	12	-10
Services not allocated	:	:	:	:	:	:	0	0	0
INCOME	:	:	:	:	:	:	104	8	96
Compensation of employees	:	:	:	:	:	:	2	4	-1
Investment Income	:	:	:	:	:	:	102	4	98
CURRENT TRANSFERS	:	:	:	:	:	:	82	50	32
CURRENT ACCOUNT	:	:	:	:	:	:	2 197	1 442	755
CURRENT + CAPITAL ACCOUNT	:	:	:	:	:	:	:	:	:

10.21.
Reporter: Spain
Partner: South American Countries

(Mio ECU)

	1992			1993			1994		
	Credit	Debit	Net	Credit	Debit	Net	Credit	Debit	Net
GOODS	:	:	:	:	:	:	2 023	2 110	-87
SERVICES	:	:	:	:	:	:	339	269	70
Transportation	:	:	:	:	:	:	66	87	-20
Sea transport	:	:	:	:	:	:	24	49	-25
Air transport	:	:	:	:	:	:	17	14	3
Other transportation	:	:	:	:	:	:	25	23	2
Travel	:	:	:	:	:	:	98	67	31
Other services	:	:	:	:	:	:	175	115	59
Communications services	:	:	:	:	:	:	4	4	0
Construction services	:	:	:	:	:	:	32	7	25
Insurance services	:	:	:	:	:	:	8	6	3
Financial services	:	:	:	:	:	:	13	3	10
Computer and information services	:	:	:	:	:	:	4	1	2
Royalties and licence fees	:	:	:	:	:	:	9	2	7
Other business services	:	:	:	:	:	:	95	57	37
Personal, cultural and recreational	:	:	:	:	:	:	2	9	-7
Government services, n i e	:	:	:	:	:	:	8	26	-18
Services not allocated	:	:	:	:	:	:	0	0	0
INCOME	:	:	:	:	:	:	67	6	61
Compensation of employees	:	:	:	:	:	:	4	3	1
Investment Income	:	:	:	:	:	:	63	3	60
CURRENT TRANSFERS	:	:	:	:	:	:	176	104	73
CURRENT ACCOUNT	:	:	:	:	:	:	2 605	2 489	116
CURRENT + CAPITAL ACCOUNT	:	:	:	:	:	:	:	:	:

10.22.
Reporter: Spain
Partner: Argentina

(Mio ECU)

	1992			1993			1994		
	Credit	Debit	Net	Credit	Debit	Net	Credit	Debit	Net
GOODS	:	:	:	:	:	:	762	557	205
SERVICES	:	:	:	:	:	:	143	58	85
Transportation	:	:	:	:	:	:	20	19	0
Sea transport	:	:	:	:	:	:	9	12	-4
Air transport	:	:	:	:	:	:	2	1	0
Other transportation	:	:	:	:	:	:	9	6	3
Travel	:	:	:	:	:	:	35	12	23
Other services	:	:	:	:	:	:	88	27	62
Communications services	:	:	:	:	:	:	3	0	3
Construction services	:	:	:	:	:	:	2	0	2
Insurance services	:	:	:	:	:	:	2	0	2
Financial services	:	:	:	:	:	:	7	0	7
Computer and information services	:	:	:	:	:	:	2	0	2
Royalties and licence fees	:	:	:	:	:	:	4	0	4
Other business services	:	:	:	:	:	:	65	14	50
Personal, cultural and recreational	:	:	:	:	:	:	1	3	-2
Government services, n i e	:	:	:	:	:	:	2	8	-6
Services not allocated	:	:	:	:	:	:	0	0	0
INCOME	:	:	:	:	:	:	18	1	17
Compensation of employees	:	:	:	:	:	:	3	1	2
Investment Income	:	:	:	:	:	:	15	0	15
CURRENT TRANSFERS	:	:	:	:	:	:	52	20	32
CURRENT ACCOUNT	:	:	:	:	:	:	974	635	339
CURRENT + CAPITAL ACCOUNT	:	:	:	:	:	:	:	:	:

10.23.
Reporter: Spain
Partner: Brazil

(Mio ECU)

	1992			1993			1994		
	Credit	Debit	Net	Credit	Debit	Net	Credit	Debit	Net
GOODS	:	:	:	:	:	:	302	750	-448
SERVICES	:	:	:	:	:	:	37	59	-22
Transportation	:	:	:	:	:	:	9	24	-15
Sea transport	:	:	:	:	:	:	3	16	-12
Air transport	:	:	:	:	:	:	2	1	1
Other transportation	:	:	:	:	:	:	4	7	-4
Travel	:	:	:	:	:	:	25	15	9
Other services	:	:	:	:	:	:	4	20	-16
Communications services	:	:	:	:	:	:	0	0	0
Construction services	:	:	:	:	:	:	0	4	-4
Insurance services	:	:	:	:	:	:	1	-1	1
Financial services	:	:	:	:	:	:	0	0	0
Computer and information services	:	:	:	:	:	:	0	0	0
Royalties and licence fees	:	:	:	:	:	:	0	1	0
Other business services	:	:	:	:	:	:	1	11	-10
Personal, cultural and recreational	:	:	:	:	:	:	0	1	-1
Government services, n i e	:	:	:	:	:	:	1	3	-2
Services not allocated	:	:	:	:	:	:	0	0	0
INCOME	:	:	:	:	:	:	14	1	13
Compensation of employees	:	:	:	:	:	:	1	0	1
Investment Income	:	:	:	:	:	:	13	0	13
CURRENT TRANSFERS	:	:	:	:	:	:	20	9	11
CURRENT ACCOUNT	:	:	:	:	:	:	373	819	-446
CURRENT + CAPITAL ACCOUNT	:	:	:	:	:	:	:	:	:

10.24.
Reporter: Spain
Partner: Asia

(Mio ECU)

	1992			1993			1994		
	Credit	Debit	Net	Credit	Debit	Net	Credit	Debit	Net
GOODS	:	:	:	:	:	:	4 941	9 067	-4 126
SERVICES	:	:	:	:	:	:	389	569	-180
Transportation	:	:	:	:	:	:	146	309	-163
Sea transport	:	:	:	:	:	:	63	194	-131
Air transport	:	:	:	:	:	:	22	27	-4
Other transportation	:	:	:	:	:	:	61	88	-28
Travel	:	:	:	:	:	:	121	111	10
Other services	:	:	:	:	:	:	122	149	-27
Communications services	:	:	:	:	:	:	9	6	4
Construction services	:	:	:	:	:	:	26	4	22
Insurance services	:	:	:	:	:	:	6	29	-23
Financial services	:	:	:	:	:	:	4	9	-5
Computer and information services	:	:	:	:	:	:	0	5	-4
Royalties and licence fees	:	:	:	:	:	:	2	27	-24
Other business services	:	:	:	:	:	:	64	53	11
Personal, cultural and recreational	:	:	:	:	:	:	4	2	2
Government services, n i e	:	:	:	:	:	:	6	15	-9
Services not allocated	:	:	:	:	:	:	0	0	0
INCOME	:	:	:	:	:	:	76	205	-129
Compensation of employees	:	:	:	:	:	:	2	4	-2
Investment Income	:	:	:	:	:	:	75	202	-127
CURRENT TRANSFERS	:	:	:	:	:	:	50	38	11
CURRENT ACCOUNT	:	:	:	:	:	:	5 456	9 880	-4 424
CURRENT + CAPITAL ACCOUNT	:	:	:	:	:	:	:	:	:

10.25.
Reporter: Spain
Partner: Near and Middle East Countries

(Mio ECU)

	1992			1993			1994		
	Credit	Debit	Net	Credit	Debit	Net	Credit	Debit	Net
GOODS	:	:	:	:	:	:	1 381	1 820	-439
SERVICES	:	:	:	:	:	:	79	104	-25
Transportation	:	:	:	:	:	:	37	62	-25
Sea transport	:	:	:	:	:	:	16	39	-22
Air transport	:	:	:	:	:	:	4	6	-2
Other transportation	:	:	:	:	:	:	17	17	0
Travel	:	:	:	:	:	:	24	22	3
Other services	:	:	:	:	:	:	17	20	-3
Communications services	:	:	:	:	:	:	3	1	2
Construction services	:	:	:	:	:	:	3	2	1
Insurance services	:	:	:	:	:	:	0	4	-4
Financial services	:	:	:	:	:	:	0	1	0
Computer and information services	:	:	:	:	:	:	0	0	0
Royalties and licence fees	:	:	:	:	:	:	0	0	0
Other business services	:	:	:	:	:	:	7	7	1
Personal, cultural and recreational	:	:	:	:	:	:	1	0	1
Government services, n i e	:	:	:	:	:	:	2	5	-3
Services not allocated	:	:	:	:	:	:	0	0	0
INCOME	:	:	:	:	:	:	1	5	-5
Compensation of employees	:	:	:	:	:	:	0	0	0
Investment Income	:	:	:	:	:	:	0	5	-5
CURRENT TRANSFERS	:	:	:	:	:	:	16	4	11
CURRENT ACCOUNT	:	:	:	:	:	:	1 477	1 934	-457
CURRENT + CAPITAL ACCOUNT	:	:	:	:	:	:	:	:	:

10.26.
Reporter: Spain
Partner: Other Near and Middle East Countries

(Mio ECU)

	1992			1993			1994		
	Credit	Debit	Net	Credit	Debit	Net	Credit	Debit	Net
GOODS	:	:	:	:	:	:	193	168	26
SERVICES	:	:	:	:	:	:	8	13	-5
Transportation	:	:	:	:	:	:	5	5	-1
Sea transport	:	:	:	:	:	:	2	4	-1
Air transport	:	:	:	:	:	:	0	0	0
Other transportation	:	:	:	:	:	:	2	2	1
Travel	:	:	:	:	:	:	3	4	-1
Other services	:	:	:	:	:	:	1	4	-4
Communications services	:	:	:	:	:	:	0	0	0
Construction services	:	:	:	:	:	:	1	0	1
Insurance services	:	:	:	:	:	:	0	0	-1
Financial services	:	:	:	:	:	:	0	0	0
Computer and information services	:	:	:	:	:	:	0	0	0
Royalties and licence fees	:	:	:	:	:	:	0	0	0
Other business services	:	:	:	:	:	:	0	2	-2
Personal, cultural and recreational	:	:	:	:	:	:	0	0	0
Government services, n i e	:	:	:	:	:	:	0	2	-1
Services not allocated	:	:	:	:	:	:	0	0	0
INCOME	:	:	:	:	:	:	0	0	0
Compensation of employees	:	:	:	:	:	:	0	0	0
Investment Income	:	:	:	:	:	:	0	0	0
CURRENT TRANSFERS	:	:	:	:	:	:	1	2	0
CURRENT ACCOUNT	:	:	:	:	:	:	203	183	20
CURRENT + CAPITAL ACCOUNT	:	:	:	:	:	:	:	:	:

10.27.

Reporter: Spain

Partner: Other Asian Countries

(Mio ECU)

	1992			1993			1994		
	Credit	Debit	Net	Credit	Debit	Net	Credit	Debit	Net
GOODS	:	:	:	:	:	:	3 560	7 247	-3 688
SERVICES	:	:	:	:	:	:	310	465	-155
Transportation	:	:	:	:	:	:	109	247	-138
Sea transport	:	:	:	:	:	:	47	155	-109
Air transport	:	:	:	:	:	:	18	20	-2
Other transportation	:	:	:	:	:	:	44	71	-27
Travel	:	:	:	:	:	:	97	89	7
Other services	:	:	:	:	:	:	105	129	-24
Communications services	:	:	:	:	:	:	7	5	2
Construction services	:	:	:	:	:	:	23	2	21
Insurance services	:	:	:	:	:	:	6	25	-19
Financial services	:	:	:	:	:	:	4	8	-5
Computer and information services	:	:	:	:	:	:	0	4	-4
Royalties and licence fees	:	:	:	:	:	:	2	26	-24
Other business services	:	:	:	:	:	:	57	46	10
Personal, cultural and recreational	:	:	:	:	:	:	3	1	1
Government services, n i e	:	:	:	:	:	:	4	10	-6
Services not allocated	:	:	:	:	:	:	0	0	0
INCOME	:	:	:	:	:	:	76	200	-124
Compensation of employees	:	:	:	:	:	:	2	4	-2
Investment Income	:	:	:	:	:	:	74	196	-122
CURRENT TRANSFERS	:	:	:	:	:	:	34	34	0
CURRENT ACCOUNT	:	:	:	:	:	:	3 980	7 946	-3 966
CURRENT + CAPITAL ACCOUNT	:	:	:	:	:	:	:	:	:

10.28.

Reporter: Spain

Partner: China

(Mio ECU)

	1992			1993			1994		
	Credit	Debit	Net	Credit	Debit	Net	Credit	Debit	Net
GOODS	:	:	:	:	:	:	657	1 436	-779
SERVICES	:	:	:	:	:	:	40	81	-41
Transportation	:	:	:	:	:	:	17	45	-29
Sea transport	:	:	:	:	:	:	8	30	-22
Air transport	:	:	:	:	:	:	1	2	-1
Other transportation	:	:	:	:	:	:	8	14	-6
Travel	:	:	:	:	:	:	2	20	-18
Other services	:	:	:	:	:	:	21	15	6
Communications services	:	:	:	:	:	:	0	3	-3
Construction services	:	:	:	:	:	:	20	0	20
Insurance services	:	:	:	:	:	:	0	3	-3
Financial services	:	:	:	:	:	:	0	2	-1
Computer and information services	:	:	:	:	:	:	0	0	0
Royalties and licence fees	:	:	:	:	:	:	0	0	0
Other business services	:	:	:	:	:	:	0	7	-6
Personal, cultural and recreational	:	:	:	:	:	:	0	0	0
Government services, n i e	:	:	:	:	:	:	0	1	0
Services not allocated	:	:	:	:	:	:	0	0	0
INCOME	:	:	:	:	:	:	7	0	7
Compensation of employees	:	:	:	:	:	:	0	0	0
Investment Income	:	:	:	:	:	:	7	0	7
CURRENT TRANSFERS	:	:	:	:	:	:	1	3	-2
CURRENT ACCOUNT	:	:	:	:	:	:	705	1 520	-815
CURRENT + CAPITAL ACCOUNT	:	:	:	:	:	:	:	:	:

10.29.
Reporter: Spain
Partner: India

(Mio ECU)

	1992			1993			1994		
	Credit	Debit	Net	Credit	Debit	Net	Credit	Debit	Net
GOODS	:	:	:	:	:	:	170	268	-98
SERVICES	:	:	:	:	:	:	6	18	-12
Transportation	:	:	:	:	:	:	4	8	-4
Sea transport	:	:	:	:	:	:	2	6	-4
Air transport	:	:	:	:	:	:	0	0	0
Other transportation	:	:	:	:	:	:	2	3	0
Travel	:	:	:	:	:	:	1	8	-7
Other services	:	:	:	:	:	:	1	2	0
Communications services	:	:	:	:	:	:	0	0	0
Construction services	:	:	:	:	:	:	0	0	0
Insurance services	:	:	:	:	:	:	0	1	0
Financial services	:	:	:	:	:	:	1	0	0
Computer and information services	:	:	:	:	:	:	0	0	0
Royalties and licence fees	:	:	:	:	:	:	0	0	0
Other business services	:	:	:	:	:	:	0	0	0
Personal, cultural and recreational	:	:	:	:	:	:	0	0	0
Government services, n i e	:	:	:	:	:	:	0	0	0
Services not allocated	:	:	:	:	:	:	0	0	0
INCOME	:	:	:	:	:	:	1	0	1
Compensation of employees	:	:	:	:	:	:	0	0	0
Investment Income	:	:	:	:	:	:	1	0	1
CURRENT TRANSFERS	:	:	:	:	:	:	0	9	-9
CURRENT ACCOUNT	:	:	:	:	:	:	177	295	-118
CURRENT + CAPITAL ACCOUNT	:	:	:	:	:	:	:	:	:

10.30.
Reporter: Spain
Partner: Japan

(Mio ECU)

	1992			1993			1994		
	Credit	Debit	Net	Credit	Debit	Net	Credit	Debit	Net
GOODS	473	3 440	-2 967	506	2 787	-2 281	862	2 643	-1 780
SERVICES	253	240	13	194	213	-19	173	190	-17
Transportation	80	139	-59	19	89	-70	33	92	-58
Sea transport	26	75	-49	8	59	-51	13	58	-44
Air transport	48	32	17	5	3	2	9	7	2
Other transportation	6	33	-27	6	27	-20	11	27	-16
Travel	91	20	72	103	32	71	75	16	59
Other services	82	81	1	72	91	-20	64	82	-18
Communications services	6	1	5	9	2	7	5	2	3
Construction services	1	4	-2	2	3	-1	0	1	-1
Insurance services	13	9	4	3	7	-4	3	14	-12
Financial services	8	4	4	2	5	-3	2	5	-3
Computer and information services	1	5	-4	0	8	-7	0	3	-3
Royalties and licence fees	2	14	-12	3	15	-12	2	22	-20
Other business services	44	37	8	51	43	8	48	28	20
Personal, cultural and recreational	6	3	3	1	1	0	2	1	1
Government services, n i e	0	5	-5	1	8	-7	2	6	-4
Services not allocated	0	0	0	0	0	0	0	0	0
INCOME	458	301	157	227	358	-131	60	195	-135
Compensation of employees	0	0	0	2	2	0	1	2	-2
Investment Income	458	300	157	225	356	-131	59	192	-133
CURRENT TRANSFERS	30	14	16	13	4	9	22	6	16
CURRENT ACCOUNT	1 214	3 995	-2 781	940	3 362	-2 422	1 118	3 034	-1 916
CURRENT + CAPITAL ACCOUNT	:	:	:	:	:	:	:	:	:

10.31.

Reporter: Spain

Partner: Australia, Oceania and Other Territories

(Mio ECU)

	1992			1993			1994		
	Credit	Debit	Net	Credit	Debit	Net	Credit	Debit	Net
GOODS	:	:	:	:	:	:	267	306	-39
SERVICES	:	:	:	:	:	:	19	27	-8
Transportation	:	:	:	:	:	:	7	10	-2
Sea transport	:	:	:	:	:	:	3	6	-3
Air transport	:	:	:	:	:	:	1	0	0
Other transportation	:	:	:	:	:	:	3	3	0
Travel	:	:	:	:	:	:	8	8	0
Other services	:	:	:	:	:	:	4	9	-5
Communications services	:	:	:	:	:	:	0	0	0
Construction services	:	:	:	:	:	:	0	0	0
Insurance services	:	:	:	:	:	:	0	1	0
Financial services	:	:	:	:	:	:	0	0	0
Computer and information services	:	:	:	:	:	:	0	0	0
Royalties and licence fees	:	:	:	:	:	:	0	0	0
Other business services	:	:	:	:	:	:	1	5	-3
Personal, cultural and recreational	:	:	:	:	:	:	1	0	0
Government services, n i e	:	:	:	:	:	:	1	3	-2
Services not allocated	:	:	:	:	:	:	0	0	0
INCOME	:	:	:	:	:	:	2	4	-2
Compensation of employees	:	:	:	:	:	:	0	0	0
Investment Income	:	:	:	:	:	:	2	4	-2
CURRENT TRANSFERS	:	:	:	:	:	:	28	10	18
CURRENT ACCOUNT	:	:	:	:	:	:	317	347	-31
CURRENT + CAPITAL ACCOUNT	:	:	:	:	:	:	:	:	:

10.32.

Reporter: Spain

Partner: Australia

(Mio ECU)

	1992			1993			1994		
	Credit	Debit	Net	Credit	Debit	Net	Credit	Debit	Net
GOODS	:	:	:	:	:	:	229	243	-14
SERVICES	:	:	:	:	:	:	16	23	-8
Transportation	:	:	:	:	:	:	6	8	-2
Sea transport	:	:	:	:	:	:	3	5	-2
Air transport	:	:	:	:	:	:	1	0	0
Other transportation	:	:	:	:	:	:	3	2	0
Travel	:	:	:	:	:	:	7	7	0
Other services	:	:	:	:	:	:	3	8	-6
Communications services	:	:	:	:	:	:	0	0	0
Construction services	:	:	:	:	:	:	0	0	0
Insurance services	:	:	:	:	:	:	0	1	0
Financial services	:	:	:	:	:	:	0	0	0
Computer and information services	:	:	:	:	:	:	0	0	0
Royalties and licence fees	:	:	:	:	:	:	0	0	0
Other business services	:	:	:	:	:	:	1	4	-3
Personal, cultural and recreational	:	:	:	:	:	:	0	0	0
Government services, n i e	:	:	:	:	:	:	1	3	-2
Services not allocated	:	:	:	:	:	:	0	0	0
INCOME	:	:	:	:	:	:	2	4	-2
Compensation of employees	:	:	:	:	:	:	0	0	0
Investment Income	:	:	:	:	:	:	2	4	-2
CURRENT TRANSFERS	:	:	:	:	:	:	28	10	17
CURRENT ACCOUNT	:	:	:	:	:	:	274	281	-7
CURRENT + CAPITAL ACCOUNT	:	:	:	:	:	:	:	:	:

10.33.
Reporter: Spain
Partner: New Zealand

(Mio ECU)

	1992			1993			1994		
	Credit	Debit	Net	Credit	Debit	Net	Credit	Debit	Net
GOODS	:	:	:	:	:	:	32	57	-25
SERVICES	:	:	:	:	:	:	2	3	-1
Transportation	:	:	:	:	:	:	1	2	-1
Sea transport	:	:	:	:	:	:	1	1	-1
Air transport	:	:	:	:	:	:	0	0	0
Other transportation	:	:	:	:	:	:	0	1	0
Travel	:	:	:	:	:	:	1	1	0
Other services	:	:	:	:	:	:	0	1	0
Communications services	:	:	:	:	:	:	0	0	0
Construction services	:	:	:	:	:	:	0	0	0
Insurance services	:	:	:	:	:	:	0	0	0
Financial services	:	:	:	:	:	:	0	0	0
Computer and information services	:	:	:	:	:	:	0	0	0
Royalties and licence fees	:	:	:	:	:	:	0	0	0
Other business services	:	:	:	:	:	:	0	0	0
Personal, cultural and recreational	:	:	:	:	:	:	0	0	0
Government services, n i e	:	:	:	:	:	:	0	0	0
Services not allocated	:	:	:	:	:	:	0	0	0
INCOME	:	:	:	:	:	:	0	0	0
Compensation of employees	:	:	:	:	:	:	0	0	0
Investment Income	:	:	:	:	:	:	0	0	0
CURRENT TRANSFERS	:	:	:	:	:	:	0	0	0
CURRENT ACCOUNT	:	:	:	:	:	:	34	61	-26
CURRENT + CAPITAL ACCOUNT	:	:	:	:	:	:	:	:	:

10.34.
Reporter: Spain
Partner: International Organisations

(Mio ECU)

	1992			1993			1994		
	Credit	Debit	Net	Credit	Debit	Net	Credit	Debit	Net
GOODS	:	:	:	:	:	:	:	:	:
SERVICES	:	:	:	:	:	:	:	:	:
Transportation	:	:	:	:	:	:	:	:	:
Sea transport	:	:	:	:	:	:	:	:	:
Air transport	:	:	:	:	:	:	:	:	:
Other transportation	:	:	:	:	:	:	:	:	:
Travel	:	:	:	:	:	:	:	:	:
Other services	:	:	:	:	:	:	:	:	:
Communications services	:	:	:	:	:	:	:	:	:
Construction services	:	:	:	:	:	:	:	:	:
Insurance services	:	:	:	:	:	:	:	:	:
Financial services	:	:	:	:	:	:	:	:	:
Computer and information services	:	:	:	:	:	:	:	:	:
Royalties and licence fees	:	:	:	:	:	:	:	:	:
Other business services	:	:	:	:	:	:	:	:	:
Personal, cultural and recreational	:	:	:	:	:	:	:	:	:
Government services, n i e	:	:	:	:	:	:	:	:	:
Services not allocated	:	:	:	:	:	:	:	:	:
INCOME	:	:	:	:	:	:	:	:	:
Compensation of employees	:	:	:	:	:	:	:	:	:
Investment Income	:	:	:	:	:	:	:	:	:
CURRENT TRANSFERS	:	:	:	:	:	:	:	:	:
CURRENT ACCOUNT	:	:	:	:	:	:	:	:	:
CURRENT + CAPITAL ACCOUNT	:	:	:	:	:	:	:	:	:

10.35.

Reporter: Spain

Partner: World not allocated

(Mio ECU)

	1992			1993			1994		
	Credit	Debit	Net	Credit	Debit	Net	Credit	Debit	Net
GOODS	:	:	:	:	:	:	:	:	:
SERVICES	:	:	:	:	:	:	:	:	:
Transportation	:	:	:	:	:	:	:	:	:
Sea transport	:	:	:	:	:	:	:	:	:
Air transport	:	:	:	:	:	:	:	:	:
Other transportation	:	:	:	:	:	:	:	:	:
Travel	:	:	:	:	:	:	:	:	:
Other services	:	:	:	:	:	:	:	:	:
Communications services	:	:	:	:	:	:	:	:	:
Construction services	:	:	:	:	:	:	:	:	:
Insurance services	:	:	:	:	:	:	:	:	:
Financial services	:	:	:	:	:	:	:	:	:
Computer and information services	:	:	:	:	:	:	:	:	:
Royalties and licence fees	:	:	:	:	:	:	:	:	:
Other business services	:	:	:	:	:	:	:	:	:
Personal, cultural and recreational	:	:	:	:	:	:	:	:	:
Government services, n i e	:	:	:	:	:	:	:	:	:
Services not allocated	:	:	:	:	:	:	:	:	:
INCOME	:	:	:	:	:	:	:	:	:
Compensation of employees	:	:	:	:	:	:	:	:	:
Investment Income	:	:	:	:	:	:	:	:	:
CURRENT TRANSFERS	:	:	:	:	:	:	:	:	:
CURRENT ACCOUNT	:	:	:	:	:	:	:	:	:
CURRENT + CAPITAL ACCOUNT	:	:	:	:	:	:	:	:	:

10.36.

Reporter: Spain

Partner: OECD Countries

(Mio ECU)

	1992			1993			1994		
	Credit	Debit	Net	Credit	Debit	Net	Credit	Debit	Net
GOODS	:	:	:	:	:	:	51 182	59 143	-7 961
SERVICES	:	:	:	:	:	:	26 310	13 826	12 485
Transportation	:	:	:	:	:	:	3 851	3 732	119
Sea transport	:	:	:	:	:	:	963	1 443	-479
Air transport	:	:	:	:	:	:	2 160	1 525	634
Other transportation	:	:	:	:	:	:	728	764	-36
Travel	:	:	:	:	:	:	17 629	3 082	14 547
Other services	:	:	:	:	:	:	4 831	7 012	-2 181
Communications services	:	:	:	:	:	:	380	245	135
Construction services	:	:	:	:	:	:	224	96	128
Insurance services	:	:	:	:	:	:	752	765	-13
Financial services	:	:	:	:	:	:	362	332	30
Computer and information services	:	:	:	:	:	:	502	527	-25
Royalties and licence fees	:	:	:	:	:	:	175	888	-713
Other business services	:	:	:	:	:	:	2 031	2 951	-920
Personal, cultural and recreational	:	:	:	:	:	:	160	476	-315
Government services, n i e	:	:	:	:	:	:	244	733	-489
Services not allocated	:	:	:	:	:	:	0	0	0
INCOME	:	:	:	:	:	:	4 276	10 248	-5 972
Compensation of employees	:	:	:	:	:	:	76	48	28
Investment Income	:	:	:	:	:	:	4 200	10 200	-6 000
CURRENT TRANSFERS	:	:	:	:	:	:	2 564	1 340	1 225
CURRENT ACCOUNT	:	:	:	:	:	:	84 333	84 556	-223
CURRENT + CAPITAL ACCOUNT	:	:	:	:	:	:	:	:	:

10.37.
Reporter: Spain
Partner: Countries from Central and Eastern Europe

(Mio ECU)

	1992			1993			1994		
	Credit	Debit	Net	Credit	Debit	Net	Credit	Debit	Net
GOODS	:	:	:	:	:	:	867	674	194
SERVICES	:	:	:	:	:	:	120	98	22
Transportation	:	:	:	:	:	:	25	27	-2
Sea transport	:	:	:	:	:	:	10	15	-5
Air transport	:	:	:	:	:	:	4	5	-1
Other transportation	:	:	:	:	:	:	11	7	4
Travel	:	:	:	:	:	:	79	41	38
Other services	:	:	:	:	:	:	17	30	-14
Communications services	:	:	:	:	:	:	1	0	0
Construction services	:	:	:	:	:	:	2	0	1
Insurance services	:	:	:	:	:	:	2	1	1
Financial services	:	:	:	:	:	:	0	0	0
Computer and information services	:	:	:	:	:	:	1	0	0
Royalties and licence fees	:	:	:	:	:	:	0	1	-1
Other business services	:	:	:	:	:	:	10	14	-4
Personal, cultural and recreational	:	:	:	:	:	:	0	9	-8
Government services, n i e	:	:	:	:	:	:	1	5	-4
Services not allocated	:	:	:	:	:	:	0	0	0
INCOME	:	:	:	:	:	:	2	1	1
Compensation of employees	:	:	:	:	:	:	0	1	0
Investment Income	:	:	:	:	:	:	2	0	2
CURRENT TRANSFERS	:	:	:	:	:	:	4	8	-3
CURRENT ACCOUNT	:	:	:	:	:	:	994	780	214
CURRENT + CAPITAL ACCOUNT	:	:	:	:	:	:	:	:	:

10.38.
Reporter: Spain
Partner: North American Free Trade Association

(Mio ECU)

	1992			1993			1994		
	Credit	Debit	Net	Credit	Debit	Net	Credit	Debit	Net
GOODS	:	:	:	:	:	:	4 750	6 710	-1 960
SERVICES	:	:	:	:	:	:	2 629	3 040	-411
Transportation	:	:	:	:	:	:	379	483	-104
Sea transport	:	:	:	:	:	:	94	164	-70
Air transport	:	:	:	:	:	:	221	234	-12
Other transportation	:	:	:	:	:	:	63	85	-21
Travel	:	:	:	:	:	:	977	825	152
Other services	:	:	:	:	:	:	1 273	1 733	-459
Communications services	:	:	:	:	:	:	100	84	16
Construction services	:	:	:	:	:	:	80	17	63
Insurance services	:	:	:	:	:	:	121	57	64
Financial services	:	:	:	:	:	:	142	52	90
Computer and information services	:	:	:	:	:	:	224	124	100
Royalties and licence fees	:	:	:	:	:	:	49	323	-274
Other business services	:	:	:	:	:	:	359	539	-181
Personal, cultural and recreational	:	:	:	:	:	:	57	198	-141
Government services, n i e	:	:	:	:	:	:	142	339	-197
Services not allocated	:	:	:	:	:	:	0	0	0
INCOME	:	:	:	:	:	:	1 490	1 041	450
Compensation of employees	:	:	:	:	:	:	18	8	10
Investment Income	:	:	:	:	:	:	1 473	1 033	440
CURRENT TRANSFERS	:	:	:	:	:	:	494	405	89
CURRENT ACCOUNT	:	:	:	:	:	:	9 363	11 196	-1 833
CURRENT + CAPITAL ACCOUNT	:	:	:	:	:	:	:	:	:

10.39.

Reporter: Spain

Partner: African, Caribbean and Pacific Countries

(Mio ECU)

	1992			1993			1994		
	Credit	Debit	Net	Credit	Debit	Net	Credit	Debit	Net
GOODS	:	:	:	:	:	:	688	2 229	-1 540
SERVICES	:	:	:	:	:	:	70	143	-73
Transportation	:	:	:	:	:	:	27	91	-64
Sea transport	:	:	:	:	:	:	11	54	-43
Air transport	:	:	:	:	:	:	8	12	-4
Other transportation	:	:	:	:	:	:	9	26	-17
Travel	:	:	:	:	:	:	10	29	-19
Other services	:	:	:	:	:	:	32	23	9
Communications services	:	:	:	:	:	:	1	1	0
Construction services	:	:	:	:	:	:	13	1	12
Insurance services	:	:	:	:	:	:	2	6	-4
Financial services	:	:	:	:	:	:	4	1	3
Computer and information services	:	:	:	:	:	:	0	0	0
Royalties and licence fees	:	:	:	:	:	:	0	0	0
Other business services	:	:	:	:	:	:	12	6	6
Personal, cultural and recreational	:	:	:	:	:	:	0	2	-2
Government services, n i e	:	:	:	:	:	:	0	6	-6
Services not allocated	:	:	:	:	:	:	0	0	0
INCOME	:	:	:	:	:	:	58	27	32
Compensation of employees	:	:	:	:	:	:	1	22	-21
Investment Income	:	:	:	:	:	:	57	4	53
CURRENT TRANSFERS	:	:	:	:	:	:	20	43	-24
CURRENT ACCOUNT	:	:	:	:	:	:	836	2 441	-1 605
CURRENT + CAPITAL ACCOUNT	:	:	:	:	:	:	:	:	:

10.40.

Reporter: Spain

Partner: Organisation of Petroleum Exporting countries

(Mio ECU)

	1992			1993			1994		
	Credit	Debit	Net	Credit	Debit	Net	Credit	Debit	Net
GOODS	:	:	:	:	:	:	1 917	4 455	-2 538
SERVICES	:	:	:	:	:	:	127	211	-84
Transportation	:	:	:	:	:	:	54	150	-97
Sea transport	:	:	:	:	:	:	22	96	-73
Air transport	:	:	:	:	:	:	8	11	-3
Other transportation	:	:	:	:	:	:	23	44	-20
Travel	:	:	:	:	:	:	28	21	7
Other services	:	:	:	:	:	:	46	40	5
Communications services	:	:	:	:	:	:	2	0	1
Construction services	:	:	:	:	:	:	8	3	5
Insurance services	:	:	:	:	:	:	2	10	-8
Financial services	:	:	:	:	:	:	11	2	8
Computer and information services	:	:	:	:	:	:	0	0	0
Royalties and licence fees	:	:	:	:	:	:	2	0	2
Other business services	:	:	:	:	:	:	16	17	0
Personal, cultural and recreational	:	:	:	:	:	:	0	0	0
Government services, n i e	:	:	:	:	:	:	4	7	-3
Services not allocated	:	:	:	:	:	:	0	0	0
INCOME	:	:	:	:	:	:	15	10	5
Compensation of employees	:	:	:	:	:	:	0	1	-1
Investment Income	:	:	:	:	:	:	14	9	5
CURRENT TRANSFERS	:	:	:	:	:	:	100	22	78
CURRENT ACCOUNT	:	:	:	:	:	:	2 159	4 698	-2 539
CURRENT + CAPITAL ACCOUNT	:	:	:	:	:	:	:	:	:

10.41.
Reporter: Spain
Partner: Mediterranean Basin Countries

(Mio ECU)

	1992			1993			1994		
	Credit	Debit	Net	Credit	Debit	Net	Credit	Debit	Net
GOODS	:	:	:	:	:	:	3 040	3 025	14
SERVICES	:	:	:	:	:	:	359	309	50
Transportation	:	:	:	:	:	:	98	128	-29
Sea transport	:	:	:	:	:	:	43	73	-30
Air transport	:	:	:	:	:	:	18	21	-4
Other transportation	:	:	:	:	:	:	38	33	5
Travel	:	:	:	:	:	:	157	74	84
Other services	:	:	:	:	:	:	103	107	-4
Communications services	:	:	:	:	:	:	6	12	-6
Construction services	:	:	:	:	:	:	35	3	32
Insurance services	:	:	:	:	:	:	4	7	-3
Financial services	:	:	:	:	:	:	15	4	11
Computer and information services	:	:	:	:	:	:	3	1	2
Royalties and licence fees	:	:	:	:	:	:	0	0	0
Other business services	:	:	:	:	:	:	30	56	-26
Personal, cultural and recreational	:	:	:	:	:	:	2	3	-1
Government services, n i e	:	:	:	:	:	:	8	20	-13
Services not allocated	:	:	:	:	:	:	0	0	0
INCOME	:	:	:	:	:	:	88	26	62
Compensation of employees	:	:	:	:	:	:	2	1	1
Investment Income	:	:	:	:	:	:	86	25	61
CURRENT TRANSFERS	:	:	:	:	:	:	27	39	-13
CURRENT ACCOUNT	:	:	:	:	:	:	3 513	3 399	114
CURRENT + CAPITAL ACCOUNT	:	:	:	:	:	:	:	:	:

10.42.
Reporter: Spain
Partner: Maghreb Countries

(Mio ECU)

	1992			1993			1994		
	Credit	Debit	Net	Credit	Debit	Net	Credit	Debit	Net
GOODS	:	:	:	:	:	:	1 475	1 287	187
SERVICES	:	:	:	:	:	:	234	174	60
Transportation	:	:	:	:	:	:	55	63	-9
Sea transport	:	:	:	:	:	:	24	36	-11
Air transport	:	:	:	:	:	:	12	12	0
Other transportation	:	:	:	:	:	:	18	16	3
Travel	:	:	:	:	:	:	101	32	68
Other services	:	:	:	:	:	:	79	79	1
Communications services	:	:	:	:	:	:	1	11	-10
Construction services	:	:	:	:	:	:	33	3	30
Insurance services	:	:	:	:	:	:	3	3	0
Financial services	:	:	:	:	:	:	12	4	8
Computer and information services	:	:	:	:	:	:	3	1	2
Royalties and licence fees	:	:	:	:	:	:	0	0	0
Other business services	:	:	:	:	:	:	20	44	-24
Personal, cultural and recreational	:	:	:	:	:	:	0	0	0
Government services, n i e	:	:	:	:	:	:	7	12	-5
Services not allocated	:	:	:	:	:	:	0	0	0
INCOME	:	:	:	:	:	:	23	5	18
Compensation of employees	:	:	:	:	:	:	1	0	1
Investment Income	:	:	:	:	:	:	22	4	17
CURRENT TRANSFERS	:	:	:	:	:	:	17	29	-13
CURRENT ACCOUNT	:	:	:	:	:	:	1 749	1 496	253
CURRENT + CAPITAL ACCOUNT	:	:	:	:	:	:	:	:	:

10.43.

Reporter: Spain

Partner: Mashrek Countries

(Mio ECU)

	1992			1993			1994		
	Credit	Debit	Net	Credit	Debit	Net	Credit	Debit	Net
GOODS	:	:	:	:	:	:	391	406	-15
SERVICES	:	:	:	:	:	:	22	32	-10
Transportation	:	:	:	:	:	:	10	15	-5
Sea transport	:	:	:	:	:	:	4	9	-4
Air transport	:	:	:	:	:	:	1	2	-1
Other transportation	:	:	:	:	:	:	5	4	1
Travel	:	:	:	:	:	:	4	10	-6
Other services	:	:	:	:	:	:	7	7	0
Communications services	:	:	:	:	:	:	0	0	0
Construction services	:	:	:	:	:	:	1	0	1
Insurance services	:	:	:	:	:	:	0	1	-1
Financial services	:	:	:	:	:	:	3	0	3
Computer and information services	:	:	:	:	:	:	0	0	0
Royalties and licence fees	:	:	:	:	:	:	0	0	0
Other business services	:	:	:	:	:	:	2	2	0
Personal, cultural and recreational	:	:	:	:	:	:	0	0	0
Government services, n i e	:	:	:	:	:	:	0	3	-2
Services not allocated	:	:	:	:	:	:	0	0	0
INCOME	:	:	:	:	:	:	62	1	61
Compensation of employees	:	:	:	:	:	:	0	0	0
Investment Income	:	:	:	:	:	:	61	0	61
CURRENT TRANSFERS	:	:	:	:	:	:	2	2	0
CURRENT ACCOUNT	:	:	:	:	:	:	477	441	36
CURRENT + CAPITAL ACCOUNT	:	:	:	:	:	:	:	:	:

10.44.

Reporter: Spain

Partner: Core Newly Industrialising Countries

(Mio ECU)

	1992			1993			1994		
	Credit	Debit	Net	Credit	Debit	Net	Credit	Debit	Net
GOODS	:	:	:	:	:	:	1 373	1 475	-103
SERVICES	:	:	:	:	:	:	65	86	-21
Transportation	:	:	:	:	:	:	38	50	-12
Sea transport	:	:	:	:	:	:	17	32	-15
Air transport	:	:	:	:	:	:	4	4	1
Other transportation	:	:	:	:	:	:	17	15	2
Travel	:	:	:	:	:	:	10	13	-2
Other services	:	:	:	:	:	:	16	23	-7
Communications services	:	:	:	:	:	:	1	0	0
Construction services	:	:	:	:	:	:	0	0	0
Insurance services	:	:	:	:	:	:	1	3	-2
Financial services	:	:	:	:	:	:	0	1	-1
Computer and information services	:	:	:	:	:	:	0	1	-1
Royalties and licence fees	:	:	:	:	:	:	0	4	-4
Other business services	:	:	:	:	:	:	11	11	0
Personal, cultural and recreational	:	:	:	:	:	:	1	0	0
Government services, n i e	:	:	:	:	:	:	2	2	0
Services not allocated	:	:	:	:	:	:	0	0	0
INCOME	:	:	:	:	:	:	1	4	-3
Compensation of employees	:	:	:	:	:	:	0	0	0
Investment Income	:	:	:	:	:	:	0	3	-3
CURRENT TRANSFERS	:	:	:	:	:	:	6	3	3
CURRENT ACCOUNT	:	:	:	:	:	:	1 444	1 568	-124
CURRENT + CAPITAL ACCOUNT	:	:	:	:	:	:	:	:	:

10.45.
Reporter: Spain
Partner: Asian NICs of the second wave of industrialisation

(Mio ECU)

	1992			1993			1994		
	Credit	Debit	Net	Credit	Debit	Net	Credit	Debit	Net
GOODS	:	:	:	:	:	:	263	674	-411
SERVICES	:	:	:	:	:	:	17	52	-35
Transportation	:	:	:	:	:	:	9	27	-18
Sea transport	:	:	:	:	:	:	3	14	-11
Air transport	:	:	:	:	:	:	3	6	-3
Other transportation	:	:	:	:	:	:	3	6	-3
Travel	:	:	:	:	:	:	4	19	-16
Other services	:	:	:	:	:	:	4	6	-2
Communications services	:	:	:	:	:	:	1	0	1
Construction services	:	:	:	:	:	:	0	0	0
Insurance services	:	:	:	:	:	:	1	2	-1
Financial services	:	:	:	:	:	:	0	0	0
Computer and information services	:	:	:	:	:	:	0	0	0
Royalties and licence fees	:	:	:	:	:	:	0	0	0
Other business services	:	:	:	:	:	:	2	2	0
Personal, cultural and recreational	:	:	:	:	:	:	0	0	0
Government services, n i e	:	:	:	:	:	:	0	1	-1
Services not allocated	:	:	:	:	:	:	0	0	0
INCOME	:	:	:	:	:	:	2	1	1
Compensation of employees	:	:	:	:	:	:	0	1	-1
Investment Income	:	:	:	:	:	:	2	0	2
CURRENT TRANSFERS	:	:	:	:	:	:	2	11	-9
CURRENT ACCOUNT	:	:	:	:	:	:	285	738	-454
CURRENT + CAPITAL ACCOUNT	:	:	:	:	:	:	:	:	:

10.46.
Reporter: Spain
Partner: Latin American NICs of the second wave of industrialisation

(Mio ECU)

	1992			1993			1994		
	Credit	Debit	Net	Credit	Debit	Net	Credit	Debit	Net
GOODS	:	:	:	:	:	:	2 517	2 332	184
SERVICES	:	:	:	:	:	:	339	228	111
Transportation	:	:	:	:	:	:	66	79	-14
Sea transport	:	:	:	:	:	:	29	51	-22
Air transport	:	:	:	:	:	:	6	5	2
Other transportation	:	:	:	:	:	:	30	24	7
Travel	:	:	:	:	:	:	100	52	48
Other services	:	:	:	:	:	:	173	98	76
Communications services	:	:	:	:	:	:	4	2	3
Construction services	:	:	:	:	:	:	42	7	35
Insurance services	:	:	:	:	:	:	12	4	8
Financial services	:	:	:	:	:	:	9	1	8
Computer and information services	:	:	:	:	:	:	4	1	3
Royalties and licence fees	:	:	:	:	:	:	8	2	6
Other business services	:	:	:	:	:	:	84	58	26
Personal, cultural and recreational	:	:	:	:	:	:	4	5	-1
Government services, n i e	:	:	:	:	:	:	6	17	-11
Services not allocated	:	:	:	:	:	:	0	0	0
INCOME	:	:	:	:	:	:	95	-1	96
Compensation of employees	:	:	:	:	:	:	4	2	2
Investment Income	:	:	:	:	:	:	91	-3	94
CURRENT TRANSFERS	:	:	:	:	:	:	130	48	82
CURRENT ACCOUNT	:	:	:	:	:	:	3 081	2 608	473
CURRENT + CAPITAL ACCOUNT	:	:	:	:	:	:	:	:	:

10.47.

Reporter: Spain

Partner: Countries of the Association of South-East Asian Nations

(Mio ECU)

	1992			1993			1994		
	Credit	Debit	Net	Credit	Debit	Net	Credit	Debit	Net
GOODS	:	:	:	:	:	:	687	1 388	-702
SERVICES	:	:	:	:	:	:	34	99	-65
Transportation	:	:	:	:	:	:	21	52	-31
Sea transport	:	:	:	:	:	:	8	29	-22
Air transport	:	:	:	:	:	:	5	9	-4
Other transportation	:	:	:	:	:	:	8	13	-5
Travel	:	:	:	:	:	:	6	33	-27
Other services	:	:	:	:	:	:	8	14	-7
Communications services	:	:	:	:	:	:	1	0	1
Construction services	:	:	:	:	:	:	1	0	1
Insurance services	:	:	:	:	:	:	1	4	-3
Financial services	:	:	:	:	:	:	0	1	-1
Computer and information services	:	:	:	:	:	:	0	0	0
Royalties and licence fees	:	:	:	:	:	:	0	0	0
Other business services	:	:	:	:	:	:	3	7	-5
Personal, cultural and recreational	:	:	:	:	:	:	0	0	0
Government services, n i e	:	:	:	:	:	:	0	2	-1
Services not allocated	:	:	:	:	:	:	0	0	0
INCOME	:	:	:	:	:	:	7	1	6
Compensation of employees	:	:	:	:	:	:	0	1	-1
Investment income	:	:	:	:	:	:	7	0	7
CURRENT TRANSFERS	:	:	:	:	:	:	3	12	-9
CURRENT ACCOUNT	:	:	:	:	:	:	731	1 500	-769
CURRENT + CAPITAL ACCOUNT	:	:	:	:	:	:	:	:	:

10.48.

Reporter: Spain

Partner: Community of Independant States

(Mio ECU)

	1992			1993			1994		
	Credit	Debit	Net	Credit	Debit	Net	Credit	Debit	Net
GOODS	:	:	:	:	:	:	288	970	-681
SERVICES	:	:	:	:	:	:	60	78	-18
Transportation	:	:	:	:	:	:	24	47	-23
Sea transport	:	:	:	:	:	:	4	21	-17
Air transport	:	:	:	:	:	:	17	17	0
Other transportation	:	:	:	:	:	:	4	9	-6
Travel	:	:	:	:	:	:	22	17	5
Other services	:	:	:	:	:	:	14	14	0
Communications services	:	:	:	:	:	:	0	0	0
Construction services	:	:	:	:	:	:	3	2	1
Insurance services	:	:	:	:	:	:	0	2	-2
Financial services	:	:	:	:	:	:	7	1	7
Computer and information services	:	:	:	:	:	:	0	1	-1
Royalties and licence fees	:	:	:	:	:	:	0	0	0
Other business services	:	:	:	:	:	:	2	6	-4
Personal, cultural and recreational	:	:	:	:	:	:	0	1	-1
Government services, n i e	:	:	:	:	:	:	1	1	-1
Services not allocated	:	:	:	:	:	:	0	0	0
INCOME	:	:	:	:	:	:	-9	1	-10
Compensation of employees	:	:	:	:	:	:	0	0	0
Investment income	:	:	:	:	:	:	-10	0	-10
CURRENT TRANSFERS	:	:	:	:	:	:	1	1	0
CURRENT ACCOUNT	:	:	:	:	:	:	339	1 049	-710
CURRENT + CAPITAL ACCOUNT	:	:	:	:	:	:	:	:	:

11.1.
Reporter: France
Partner: World

(Mio ECU)

	1992			1993			1994		
	Credit	Debit	Net	Credit	Debit	Net	Credit	Debit	Net
GOODS	178 017	176 129	1 888	170 127	163 446	6 681	188 447	181 728	6 719
SERVICES	73 783	59 406	14 377	79 108	64 612	14 496	74 993	59 371	15 622
Transportation	14 390	15 625	-1 235	15 301	16 249	-948	14 493	15 160	-667
Sea transport	2 296	3 134	-838	1 804	2 849	-1 045	2 744	3 735	-991
Air transport	3 294	3 453	-159	3 300	3 535	-235	6 301	6 593	-292
Other transportation	8 800	9 038	-238	10 197	9 865	332	5 448	4 832	616
Travel	19 471	10 754	8 717	19 979	10 929	9 050	20 814	11 617	9 197
Other services	23 250	23 523	-273	28 696	28 345	351	33 056	30 447	2 609
Communications services	278	281	-3	347	366	-19	306	341	-34
Construction services	2 123	762	1 361	1 999	801	1 198	1 922	717	1 205
Insurance services	1 313	1 545	-232	1 501	1 854	-353	4 757	4 349	407
Financial services	10 906	11 250	-343	15 096	15 486	-390	9 335	8 815	520
Computer and information services	:	:	:	:	:	:	210	395	-185
Royalties and licence fees	1 257	1 650	-393	1 275	1 580	-305	1 288	1 604	-316
Other business services	6 320	6 089	232	7 581	6 324	1 257	13 506	11 680	1 826
Personal, cultural and recreational	489	696	-207	372	588	-216	1 032	1 287	-256
Government services, n i e	564	1 251	-687	524	1 346	-822	701	1 259	-558
Services not allocated	16 672	9 504	7 168	15 132	9 089	6 044	6 629	2 147	4 482
INCOME	62 444	68 841	-6 397	76 328	83 370	-7 043	92 093	99 112	-7 018
Compensation of employees	3 336	3 754	-418	3 527	3 807	-280	2 612	1 217	1 395
Investment Income	59 108	65 087	-5 980	72 800	79 563	-6 763	89 481	97 895	-8 414
CURRENT TRANSFERS	16 173	23 052	-6 879	14 458	19 629	-5 171	14 021	23 780	-9 759
CURRENT ACCOUNT	330 418	327 429	2 989	340 021	331 056	8 964	369 554	363 991	5 563
CURRENT + CAPITAL ACCOUNT	330 893	327 599	3 294	340 051	331 154	8 896	371 338	368 421	2 916

11.2.
Reporter: France
Partner: Intra EUR15

(Mio ECU)

	1992			1993			1994		
	Credit	Debit	Net	Credit	Debit	Net	Credit	Debit	Net
GOODS	:	:	:	:	:	:	121 872	117 419	4 452
SERVICES	:	:	:	:	:	:	38 294	29 775	8 519
Transportation	:	:	:	:	:	:	6 876	6 857	19
Sea transport	:	:	:	:	:	:	1 343	1 525	-182
Air transport	:	:	:	:	:	:	1 809	2 276	-468
Other transportation	:	:	:	:	:	:	3 725	3 056	669
Travel	:	:	:	:	:	:	9 395	5 640	3 755
Other services	:	:	:	:	:	:	18 091	15 979	2 112
Communications services	:	:	:	:	:	:	136	188	-52
Construction services	:	:	:	:	:	:	317	186	130
Insurance services	:	:	:	:	:	:	2 460	2 521	-60
Financial services	:	:	:	:	:	:	5 606	5 303	303
Computer and information services	:	:	:	:	:	:	75	74	1
Royalties and licence fees	:	:	:	:	:	:	697	656	42
Other business services	:	:	:	:	:	:	7 980	6 114	1 867
Personal, cultural and recreational	:	:	:	:	:	:	501	596	-94
Government services, n i e	:	:	:	:	:	:	319	342	-23
Services not allocated	:	:	:	:	:	:	3 932	1 299	2 632
INCOME	:	:	:	:	:	:	36 078	46 215	-10 137
Compensation of employees	:	:	:	:	:	:	841	619	222
Investment Income	:	:	:	:	:	:	35 236	45 596	-10 360
CURRENT TRANSFERS	:	:	:	:	:	:	12 793	18 947	-6 154
CURRENT ACCOUNT	:	:	:	:	:	:	209 036	212 357	-3 321
CURRENT + CAPITAL ACCOUNT	:	:	:	:	:	:	:	:	:

11.3.

Reporter: France

Partner: Extra EUR15

	(Mio ECU)								
	1992			1993			1994		
	Credit	Debit	Net	Credit	Debit	Net	Credit	Debit	Net
GOODS	:	:	:	:	:	:	66 156	63 762	2 393
SERVICES	:	:	:	:	:	:	36 118	28 615	7 503
Transportation	:	:	:	:	:	:	8 609	8 203	406
Sea transport	:	:	:	:	:	:	1 796	2 700	-904
Air transport	:	:	:	:	:	:	4 714	4 483	231
Other transportation	:	:	:	:	:	:	2 099	1 020	1 079
Travel	:	:	:	:	:	:	11 118	5 662	5 456
Other services	:	:	:	:	:	:	13 880	13 935	-55
Communications services	:	:	:	:	:	:	168	153	16
Construction services	:	:	:	:	:	:	1 604	530	1 074
Insurance services	:	:	:	:	:	:	1 953	1 490	463
Financial services	:	:	:	:	:	:	3 721	3 506	215
Computer and information services	:	:	:	:	:	:	136	321	-186
Royalties and licence fees	:	:	:	:	:	:	581	941	-360
Other business services	:	:	:	:	:	:	4 827	5 391	-563
Personal, cultural and recreational	:	:	:	:	:	:	508	687	-179
Government services, n i e	:	:	:	:	:	:	382	917	-535
Services not allocated	:	:	:	:	:	:	2 511	815	1 695
INCOME	:	:	:	:	:	:	29 424	24 414	5 010
Compensation of employees	:	:	:	:	:	:	1 762	289	1 473
Investment Income	:	:	:	:	:	:	27 662	24 125	3 537
CURRENT TRANSFERS	:	:	:	:	:	:	1 172	4 749	-3 577
CURRENT ACCOUNT	:	:	:	:	:	:	132 870	121 540	11 329
CURRENT + CAPITAL ACCOUNT	:	:	:	:	:	:	:	:	:

11.4.

Reporter: France

Partner: Intra EUR12

	(Mio ECU)								
	1992			1993			1994		
	Credit	Debit	Net	Credit	Debit	Net	Credit	Debit	Net
GOODS	113 441	107 907	5 534	105 604	100 092	5 512	116 797	111 882	4 916
SERVICES	34 687	28 541	6 146	36 243	30 444	5 799	36 747	28 590	8 157
Transportation	6 574	6 466	108	6 414	6 382	33	6 542	6 416	126
Sea transport	1 126	1 107	20	1 196	1 143	52	1 298	1 475	-176
Air transport	1 109	1 076	33	1 083	1 111	-28	1 657	2 068	-411
Other transportation	4 338	4 283	55	4 136	4 127	8	3 587	2 873	713
Travel	8 708	5 101	3 606	8 869	5 118	3 750	8 906	5 501	3 405
Other services	10 726	12 008	-1 282	13 032	14 060	-1 029	17 530	15 434	2 096
Communications services	100	141	-41	93	160	-67	130	188	-58
Construction services	526	259	267	413	275	138	311	177	134
Insurance services	482	724	-242	514	851	-337	2 392	2 482	-90
Financial services	5 909	6 612	-704	7 895	8 282	-387	5 491	5 170	321
Computer and information services	:	:	:	:	:	:	73	74	-1
Royalties and licence fees	641	649	-8	641	541	100	674	490	184
Other business services	2 766	2 932	-166	3 187	3 346	-159	7 658	5 944	1 713
Personal, cultural and recreational	188	285	-97	190	194	-5	485	581	-96
Government services, n i e	115	406	-291	99	410	-311	316	327	-12
Services not allocated	8 680	4 967	3 713	7 928	4 884	3 044	3 769	1 240	2 529
INCOME	22 047	32 610	-10 562	26 976	37 293	-10 317	35 492	45 220	-9 728
Compensation of employees	1 452	1 974	-523	1 571	2 091	-520	818	602	216
Investment Income	20 595	30 635	-10 040	25 405	35 202	-9 797	34 674	44 619	-9 945
CURRENT TRANSFERS	12 440	16 759	-4 319	12 409	15 136	-2 726	12 763	18 917	-6 154
CURRENT ACCOUNT	182 616	185 817	-3 202	181 232	182 965	-1 733	201 800	204 609	-2 810
CURRENT + CAPITAL ACCOUNT	:	:	:	:	:	:	:	:	:

11.5.
Reporter: France
Partner: Extra EUR12

(Mio ECU)

	1992			1993			1994		
	Credit	Debit	Net	Credit	Debit	Net	Credit	Debit	Net
GOODS	64 576	68 222	-3 646	64 523	63 354	1 169	71 230	69 300	1 930
SERVICES	39 096	30 865	8 231	42 865	34 167	8 698	37 664	29 800	7 864
Transportation	7 816	9 159	-1 343	8 886	9 867	-981	8 943	8 644	299
Sea transport	1 169	2 028	-858	608	1 706	-1 098	1 840	2 751	-911
Air transport	2 185	2 377	-192	2 216	2 424	-207	4 866	4 692	174
Other transportation	4 462	4 755	-293	6 062	5 738	324	2 237	1 202	1 035
Travel	10 763	5 653	5 110	11 111	5 811	5 300	11 607	5 801	5 806
Other services	12 524	11 515	1 009	15 664	14 284	1 380	14 441	14 480	-39
Communications services	178	140	38	254	206	48	175	153	22
Construction services	1 597	503	1 094	1 586	526	1 060	1 610	539	1 071
Insurance services	831	822	10	987	1 003	-16	2 022	1 529	493
Financial services	4 997	4 637	360	7 201	7 203	-2	3 836	3 639	197
Computer and information services	:	:	:	:	:	:	137	321	-184
Royalties and licence fees	617	1 002	-385	635	1 040	-405	604	1 106	-502
Other business services	3 555	3 157	398	4 395	2 979	1 416	5 149	5 560	-410
Personal, cultural and recreational	300	411	-111	182	393	-211	523	702	-178
Government services, n i e	449	845	-396	425	936	-510	385	932	-546
Services not allocated	7 992	4 538	3 455	7 204	4 204	2 999	2 673	875	1 798
INCOME	40 397	36 232	4 165	49 351	46 077	3 275	30 009	25 408	4 601
Compensation of employees	1 885	1 780	105	1 956	1 716	240	1 785	306	1 479
Investment Income	38 512	34 452	4 060	47 395	44 361	3 035	28 224	25 102	3 122
CURRENT TRANSFERS	3 733	6 293	-2 560	2 049	4 493	-2 444	1 203	4 780	-3 577
CURRENT ACCOUNT	147 802	141 612	6 191	158 788	148 091	10 697	140 106	129 288	10 818
CURRENT + CAPITAL ACCOUNT	:	:	:	:	:	:	:	:	:

11.6.
Reporter: France
Partner: EFTA

(Mio ECU)

	1992			1993			1994		
	Credit	Debit	Net	Credit	Debit	Net	Credit	Debit	Net
GOODS	:	:	:	:	:	:	7 665	6 993	671
SERVICES	:	:	:	:	:	:	9 639	3 689	5 950
Transportation	:	:	:	:	:	:	811	725	86
Sea transport	:	:	:	:	:	:	170	239	-68
Air transport	:	:	:	:	:	:	212	252	-40
Other transportation	:	:	:	:	:	:	429	235	194
Travel	:	:	:	:	:	:	6 196	793	5 402
Other services	:	:	:	:	:	:	2 207	2 076	131
Communications services	:	:	:	:	:	:	17	9	8
Construction services	:	:	:	:	:	:	55	48	6
Insurance services	:	:	:	:	:	:	285	293	-8
Financial services	:	:	:	:	:	:	121	210	-89
Computer and information services	:	:	:	:	:	:	6	1	4
Royalties and licence fees	:	:	:	:	:	:	85	168	-83
Other business services	:	:	:	:	:	:	1 462	1 163	300
Personal, cultural and recreational	:	:	:	:	:	:	170	165	5
Government services, n i e	:	:	:	:	:	:	7	18	-11
Services not allocated	:	:	:	:	:	:	425	94	330
INCOME	:	:	:	:	:	:	3 129	3 512	-384
Compensation of employees	:	:	:	:	:	:	794	43	751
Investment Income	:	:	:	:	:	:	2 334	3 469	-1 135
CURRENT TRANSFERS	:	:	:	:	:	:	526	245	281
CURRENT ACCOUNT	:	:	:	:	:	:	20 958	14 440	6 518
CURRENT + CAPITAL ACCOUNT	:	:	:	:	:	:	:	:	:

11.7.

Reporter: France

Partner: Other European Countries

(Mio ECU)

	1992			1993			1994		
	Credit	Debit	Net	Credit	Debit	Net	Credit	Debit	Net
GOODS	:	:	:	:	:	:	5 898	5 510	388
SERVICES	:	:	:	:	:	:	436	1 123	-687
Transportation	:	:	:	:	:	:	388	516	-127
Sea transport	:	:	:	:	:	:	40	113	-73
Air transport	:	:	:	:	:	:	220	277	-58
Other transportation	:	:	:	:	:	:	129	125	4
Travel	:	:	:	:	:	:	96	233	-137
Other services	:	:	:	:	:	:	-204	316	-520
Communications services	:	:	:	:	:	:	13	5	8
Construction services	:	:	:	:	:	:	58	19	38
Insurance services	:	:	:	:	:	:	71	16	55
Financial services	:	:	:	:	:	:	13	4	10
Computer and information services	:	:	:	:	:	:	2	0	2
Royalties and licence fees	:	:	:	:	:	:	13	7	6
Other business services	:	:	:	:	:	:	-398	208	-607
Personal, cultural and recreational	:	:	:	:	:	:	16	21	-5
Government services, n i e	:	:	:	:	:	:	8	35	-27
Services not allocated	:	:	:	:	:	:	155	59	97
INCOME	:	:	:	:	:	:	395	213	182
Compensation of employees	:	:	:	:	:	:	24	18	6
Investment Income	:	:	:	:	:	:	371	195	176
CURRENT TRANSFERS	:	:	:	:	:	:	11	180	-169
CURRENT ACCOUNT	:	:	:	:	:	:	6 740	7 026	-286
CURRENT + CAPITAL ACCOUNT	:	:	:	:	:	:	:	:	:

11.8.

Reporter: France

Partner: Czech Republic

(Mio ECU)

	1992			1993			1994		
	Credit	Debit	Net	Credit	Debit	Net	Credit	Debit	Net
GOODS	:	:	:	:	:	:	548	266	282
SERVICES	:	:	:	:	:	:	69	83	-14
Transportation	:	:	:	:	:	:	29	28	1
Sea transport	:	:	:	:	:	:	1	0	0
Air transport	:	:	:	:	:	:	16	18	-2
Other transportation	:	:	:	:	:	:	12	9	2
Travel	:	:	:	:	:	:	4	15	-11
Other services	:	:	:	:	:	:	21	37	-16
Communications services	:	:	:	:	:	:	0	0	0
Construction services	:	:	:	:	:	:	1	3	-2
Insurance services	:	:	:	:	:	:	5	1	4
Financial services	:	:	:	:	:	:	1	0	0
Computer and information services	:	:	:	:	:	:	0	0	0
Royalties and licence fees	:	:	:	:	:	:	1	0	1
Other business services	:	:	:	:	:	:	12	24	-12
Personal, cultural and recreational	:	:	:	:	:	:	1	5	-4
Government services, n i e	:	:	:	:	:	:	0	2	-2
Services not allocated	:	:	:	:	:	:	15	3	12
INCOME	:	:	:	:	:	:	9	7	2
Compensation of employees	:	:	:	:	:	:	1	2	0
Investment Income	:	:	:	:	:	:	8	6	2
CURRENT TRANSFERS	:	:	:	:	:	:	1	10	-9
CURRENT ACCOUNT	:	:	:	:	:	:	627	366	261
CURRENT + CAPITAL ACCOUNT	:	:	:	:	:	:	:	:	:

11.9.
Reporter: France
Partner: Hungary

(Mio ECU)

	1992			1993			1994		
	Credit	Debit	Net	Credit	Debit	Net	Credit	Debit	Net
GOODS	:	:	:	:	:	:	388	276	111
SERVICES	:	:	:	:	:	:	71	62	10
Transportation	:	:	:	:	:	:	28	29	-1
Sea transport	:	:	:	:	:	:	1	1	0
Air transport	:	:	:	:	:	:	13	14	-1
Other transportation	:	:	:	:	:	:	14	14	0
Travel	:	:	:	:	:	:	5	9	-5
Other services	:	:	:	:	:	:	28	20	8
Communications services	:	:	:	:	:	:	1	0	1
Construction services	:	:	:	:	:	:	4	1	3
Insurance services	:	:	:	:	:	:	3	1	3
Financial services	:	:	:	:	:	:	0	0	0
Computer and information services	:	:	:	:	:	:	0	0	0
Royalties and licence fees	:	:	:	:	:	:	1	0	1
Other business services	:	:	:	:	:	:	17	14	4
Personal, cultural and recreational	:	:	:	:	:	:	1	4	-3
Government services, n i e	:	:	:	:	:	:	0	2	-2
Services not allocated	:	:	:	:	:	:	11	3	8
INCOME	:	:	:	:	:	:	20	17	3
Compensation of employees	:	:	:	:	:	:	1	1	0
Investment Income	:	:	:	:	:	:	18	15	3
CURRENT TRANSFERS	:	:	:	:	:	:	1	4	-3
CURRENT ACCOUNT	:	:	:	:	:	:	479	358	121
CURRENT + CAPITAL ACCOUNT	:	:	:	:	:	:	:	:	:

11.10.
Reporter: France
Partner: Poland

(Mio ECU)

	1992			1993			1994		
	Credit	Debit	Net	Credit	Debit	Net	Credit	Debit	Net
GOODS	:	:	:	:	:	:	760	611	149
SERVICES	:	:	:	:	:	:	224	136	88
Transportation	:	:	:	:	:	:	32	64	-32
Sea transport	:	:	:	:	:	:	5	31	-26
Air transport	:	:	:	:	:	:	11	13	-2
Other transportation	:	:	:	:	:	:	16	21	-4
Travel	:	:	:	:	:	:	15	20	-5
Other services	:	:	:	:	:	:	153	45	108
Communications services	:	:	:	:	:	:	0	2	-2
Construction services	:	:	:	:	:	:	0	2	-2
Insurance services	:	:	:	:	:	:	48	6	42
Financial services	:	:	:	:	:	:	2	0	2
Computer and information services	:	:	:	:	:	:	1	0	1
Royalties and licence fees	:	:	:	:	:	:	1	1	0
Other business services	:	:	:	:	:	:	97	26	71
Personal, cultural and recreational	:	:	:	:	:	:	3	3	0
Government services, n i e	:	:	:	:	:	:	1	6	-5
Services not allocated	:	:	:	:	:	:	24	7	18
INCOME	:	:	:	:	:	:	96	31	65
Compensation of employees	:	:	:	:	:	:	3	3	0
Investment Income	:	:	:	:	:	:	94	28	65
CURRENT TRANSFERS	:	:	:	:	:	:	3	84	-81
CURRENT ACCOUNT	:	:	:	:	:	:	1 084	863	221
CURRENT + CAPITAL ACCOUNT	:	:	:	:	:	:	:	:	:

11.11.

Reporter: France

Partner: Russia

(Mio ECU)

	1992			1993			1994		
	Credit	Debit	Net	Credit	Debit	Net	Credit	Debit	Net
GOODS	:	:	:	:	:	:	990	2 146	-1 156
SERVICES	:	:	:	:	:	:	-447	207	-654
Transportation	:	:	:	:	:	:	44	113	-69
Sea transport	:	:	:	:	:	:	14	28	-14
Air transport	:	:	:	:	:	:	16	51	-35
Other transportation	:	:	:	:	:	:	15	34	-20
Travel	:	:	:	:	:	:	15	24	-8
Other services	:	:	:	:	:	:	-520	50	-570
Communications services	:	:	:	:	:	:	11	0	11
Construction services	:	:	:	:	:	:	17	6	11
Insurance services	:	:	:	:	:	:	3	2	1
Financial services	:	:	:	:	:	:	5	0	5
Computer and information services	:	:	:	:	:	:	1	0	1
Royalties and licence fees	:	:	:	:	:	:	2	2	0
Other business services	:	:	:	:	:	:	-564	29	-593
Personal, cultural and recreational	:	:	:	:	:	:	3	4	0
Government services, n i e	:	:	:	:	:	:	2	6	-4
Services not allocated	:	:	:	:	:	:	13	21	-7
INCOME	:	:	:	:	:	:	68	24	44
Compensation of employees	:	:	:	:	:	:	2	2	0
Investment Income	:	:	:	:	:	:	66	23	44
CURRENT TRANSFERS	:	:	:	:	:	:	1	5	-4
CURRENT ACCOUNT	:	:	:	:	:	:	613	2 383	-1 770
CURRENT + CAPITAL ACCOUNT	:	:	:	:	:	:	:	:	:

11.12.

Reporter: France

Partner: Turkey

(Mio ECU)

	1992			1993			1994		
	Credit	Debit	Net	Credit	Debit	Net	Credit	Debit	Net
GOODS	:	:	:	:	:	:	1 162	751	411
SERVICES	:	:	:	:	:	:	337	211	126
Transportation	:	:	:	:	:	:	97	89	8
Sea transport	:	:	:	:	:	:	12	14	-2
Air transport	:	:	:	:	:	:	61	60	1
Other transportation	:	:	:	:	:	:	24	15	9
Travel	:	:	:	:	:	:	27	60	-32
Other services	:	:	:	:	:	:	175	54	122
Communications services	:	:	:	:	:	:	0	0	0
Construction services	:	:	:	:	:	:	4	3	1
Insurance services	:	:	:	:	:	:	5	2	3
Financial services	:	:	:	:	:	:	4	1	3
Computer and information services	:	:	:	:	:	:	0	0	0
Royalties and licence fees	:	:	:	:	:	:	7	2	5
Other business services	:	:	:	:	:	:	151	39	112
Personal, cultural and recreational	:	:	:	:	:	:	2	1	1
Government services, n i e	:	:	:	:	:	:	1	5	-4
Services not allocated	:	:	:	:	:	:	37	8	28
INCOME	:	:	:	:	:	:	113	31	81
Compensation of employees	:	:	:	:	:	:	11	3	8
Investment Income	:	:	:	:	:	:	102	28	74
CURRENT TRANSFERS	:	:	:	:	:	:	2	40	-38
CURRENT ACCOUNT	:	:	:	:	:	:	1 614	1 034	580
CURRENT + CAPITAL ACCOUNT	:	:	:	:	:	:	:	:	:

11.13.
Reporter: France
Partner: Africa

(Mio ECU)

	1992			1993			1994		
	Credit	Debit	Net	Credit	Debit	Net	Credit	Debit	Net
GOODS	:	:	:	:	:	:	10 398	7 507	2 892
SERVICES	:	:	:	:	:	:	1 847	3 535	-1 688
Transportation	:	:	:	:	:	:	1 116	1 508	-392
Sea transport	:	:	:	:	:	:	299	557	-259
Air transport	:	:	:	:	:	:	652	830	-178
Other transportation	:	:	:	:	:	:	166	121	45
Travel	:	:	:	:	:	:	499	1 102	-602
Other services	:	:	:	:	:	:	-70	828	-898
Communications services	:	:	:	:	:	:	10	23	-13
Construction services	:	:	:	:	:	:	765	98	667
Insurance services	:	:	:	:	:	:	104	39	66
Financial services	:	:	:	:	:	:	35	12	23
Computer and information services	:	:	:	:	:	:	1	0	1
Royalties and licence fees	:	:	:	:	:	:	21	5	16
Other business services	:	:	:	:	:	:	-1 186	279	-1 465
Personal, cultural and recreational	:	:	:	:	:	:	55	16	38
Government services, n i e	:	:	:	:	:	:	126	357	-231
Services not allocated	:	:	:	:	:	:	301	97	203
INCOME	:	:	:	:	:	:	2 176	314	1 863
Compensation of employees	:	:	:	:	:	:	374	64	311
Investment Income	:	:	:	:	:	:	1 802	250	1 552
CURRENT TRANSFERS	:	:	:	:	:	:	86	1 883	-1 797
CURRENT ACCOUNT	:	:	:	:	:	:	14 507	13 239	1 268
CURRENT + CAPITAL ACCOUNT	:	:	:	:	:	:	:	:	:

11.14.
Reporter: France
Partner: North African Countries

(Mio ECU)

	1992			1993			1994		
	Credit	Debit	Net	Credit	Debit	Net	Credit	Debit	Net
GOODS	:	:	:	:	:	:	6 021	3 895	2 126
SERVICES	:	:	:	:	:	:	1 686	1 861	-174
Transportation	:	:	:	:	:	:	427	805	-378
Sea transport	:	:	:	:	:	:	99	296	-197
Air transport	:	:	:	:	:	:	257	435	-178
Other transportation	:	:	:	:	:	:	71	74	-3
Travel	:	:	:	:	:	:	239	744	-504
Other services	:	:	:	:	:	:	831	261	569
Communications services	:	:	:	:	:	:	4	12	-8
Construction services	:	:	:	:	:	:	164	25	139
Insurance services	:	:	:	:	:	:	54	20	34
Financial services	:	:	:	:	:	:	17	9	7
Computer and information services	:	:	:	:	:	:	0	0	0
Royalties and licence fees	:	:	:	:	:	:	7	5	2
Other business services	:	:	:	:	:	:	519	137	383
Personal, cultural and recreational	:	:	:	:	:	:	30	7	23
Government services, n i e	:	:	:	:	:	:	35	47	-12
Services not allocated	:	:	:	:	:	:	189	51	138
INCOME	:	:	:	:	:	:	816	153	663
Compensation of employees	:	:	:	:	:	:	86	21	66
Investment Income	:	:	:	:	:	:	730	132	598
CURRENT TRANSFERS	:	:	:	:	:	:	55	1 106	-1 051
CURRENT ACCOUNT	:	:	:	:	:	:	8 579	7 015	1 564
CURRENT + CAPITAL ACCOUNT	:	:	:	:	:	:	:	:	:

11.15.

Reporter: France

Partner: Morocco

(Mio ECU)

	1992			1993			1994		
	Credit	Debit	Net	Credit	Debit	Net	Credit	Debit	Net
GOODS	:	:	:	:	:	:	1 689	1 527	161
SERVICES	:	:	:	:	:	:	612	745	-133
Transportation	:	:	:	:	:	:	160	228	-67
Sea transport	:	:	:	:	:	:	37	39	-2
Air transport	:	:	:	:	:	:	90	149	-59
Other transportation	:	:	:	:	:	:	33	40	-6
Travel	:	:	:	:	:	:	44	409	-365
Other services	:	:	:	:	:	:	351	88	263
Communications services	:	:	:	:	:	:	2	4	-2
Construction services	:	:	:	:	:	:	39	10	28
Insurance services	:	:	:	:	:	:	19	7	12
Financial services	:	:	:	:	:	:	2	2	1
Computer and information services	:	:	:	:	:	:	0	0	0
Royalties and licence fees	:	:	:	:	:	:	3	1	2
Other business services	:	:	:	:	:	:	255	46	209
Personal, cultural and recreational	:	:	:	:	:	:	10	3	7
Government services, n i e	:	:	:	:	:	:	20	15	5
Services not allocated	:	:	:	:	:	:	56	20	36
INCOME	:	:	:	:	:	:	297	49	248
Compensation of employees	:	:	:	:	:	:	44	6	37
Investment Income	:	:	:	:	:	:	253	43	211
CURRENT TRANSFERS	:	:	:	:	:	:	12	437	-425
CURRENT ACCOUNT	:	:	:	:	:	:	2 610	2 758	-149
CURRENT + CAPITAL ACCOUNT	:	:	:	:	:	:	:	:	:

11.16.

Reporter: France

Partner: Other African Countries

(Mio ECU)

	1992			1993			1994		
	Credit	Debit	Net	Credit	Debit	Net	Credit	Debit	Net
GOODS	:	:	:	:	:	:	4 377	3 611	766
SERVICES	:	:	:	:	:	:	160	1 674	-1 514
Transportation	:	:	:	:	:	:	689	704	-14
Sea transport	:	:	:	:	:	:	200	262	-62
Air transport	:	:	:	:	:	:	395	395	0
Other transportation	:	:	:	:	:	:	95	47	48
Travel	:	:	:	:	:	:	260	358	-98
Other services	:	:	:	:	:	:	-901	566	-1 467
Communications services	:	:	:	:	:	:	6	11	-5
Construction services	:	:	:	:	:	:	601	72	528
Insurance services	:	:	:	:	:	:	50	19	31
Financial services	:	:	:	:	:	:	18	2	16
Computer and information services	:	:	:	:	:	:	1	0	1
Royalties and licence fees	:	:	:	:	:	:	14	0	14
Other business services	:	:	:	:	:	:	-1 705	142	-1 847
Personal, cultural and recreational	:	:	:	:	:	:	24	9	15
Government services, n i e	:	:	:	:	:	:	91	310	-219
Services not allocated	:	:	:	:	:	:	111	47	65
INCOME	:	:	:	:	:	:	1 360	160	1 199
Compensation of employees	:	:	:	:	:	:	288	43	245
Investment Income	:	:	:	:	:	:	1 072	117	954
CURRENT TRANSFERS	:	:	:	:	:	:	31	777	-747
CURRENT ACCOUNT	:	:	:	:	:	:	5 928	6 224	-296
CURRENT + CAPITAL ACCOUNT	:	:	:	:	:	:	:	:	:

11.17.
Reporter: France
Partner: America

(Mio ECU)

	1992			1993			1994		
	Credit	Debit	Net	Credit	Debit	Net	Credit	Debit	Net
GOODS	:	:	:	:	:	:	19 492	19 638	-146
SERVICES	:	:	:	:	:	:	16 142	13 759	2 383
Transportation	:	:	:	:	:	:	2 969	3 048	-79
Sea transport	:	:	:	:	:	:	868	1 136	-268
Air transport	:	:	:	:	:	:	1 405	1 520	-115
Other transportation	:	:	:	:	:	:	696	391	304
Travel	:	:	:	:	:	:	3 133	2 849	284
Other services	:	:	:	:	:	:	9 166	7 567	1 598
Communications services	:	:	:	:	:	:	118	82	36
Construction services	:	:	:	:	:	:	161	140	21
Insurance services	:	:	:	:	:	:	1 300	1 051	249
Financial services	:	:	:	:	:	:	2 703	2 634	69
Computer and information services	:	:	:	:	:	:	121	291	-170
Royalties and licence fees	:	:	:	:	:	:	259	690	-431
Other business services	:	:	:	:	:	:	4 284	2 111	2 173
Personal, cultural and recreational	:	:	:	:	:	:	169	428	-259
Government services, n i e	:	:	:	:	:	:	50	141	-91
Services not allocated	:	:	:	:	:	:	875	295	580
INCOME	:	:	:	:	:	:	15 812	14 398	1 414
Compensation of employees	:	:	:	:	:	:	186	108	77
Investment Income	:	:	:	:	:	:	15 626	14 289	1 337
CURRENT TRANSFERS	:	:	:	:	:	:	436	422	14
CURRENT ACCOUNT	:	:	:	:	:	:	51 881	48 216	3 665
CURRENT + CAPITAL ACCOUNT	:	:	:	:	:	:	:	:	:

11.18.
Reporter: France
Partner: Canada

(Mio ECU)

	1992			1993			1994		
	Credit	Debit	Net	Credit	Debit	Net	Credit	Debit	Net
GOODS	:	:	:	:	:	:	1 354	1 236	118
SERVICES	:	:	:	:	:	:	639	626	13
Transportation	:	:	:	:	:	:	221	237	-16
Sea transport	:	:	:	:	:	:	28	53	-26
Air transport	:	:	:	:	:	:	157	164	-7
Other transportation	:	:	:	:	:	:	36	20	16
Travel	:	:	:	:	:	:	140	186	-46
Other services	:	:	:	:	:	:	229	186	42
Communications services	:	:	:	:	:	:	3	5	-2
Construction services	:	:	:	:	:	:	10	4	6
Insurance services	:	:	:	:	:	:	47	40	7
Financial services	:	:	:	:	:	:	15	17	-2
Computer and information services	:	:	:	:	:	:	0	0	0
Royalties and licence fees	:	:	:	:	:	:	23	16	7
Other business services	:	:	:	:	:	:	119	70	49
Personal, cultural and recreational	:	:	:	:	:	:	11	15	-4
Government services, n i e	:	:	:	:	:	:	1	19	-18
Services not allocated	:	:	:	:	:	:	49	16	32
INCOME	:	:	:	:	:	:	491	496	-5
Compensation of employees	:	:	:	:	:	:	9	7	2
Investment Income	:	:	:	:	:	:	482	489	-7
CURRENT TRANSFERS	:	:	:	:	:	:	8	64	-56
CURRENT ACCOUNT	:	:	:	:	:	:	2 492	2 422	70
CURRENT + CAPITAL ACCOUNT	:	:	:	:	:	:	:	:	:

11.19.

Reporter: France

Partner: USA

(Mio ECU)

	1992			1993			1994		
	Credit	Debit	Net	Credit	Debit	Net	Credit	Debit	Net
GOODS	11 440	12 777	-1 338	12 283	13 278	-995	13 437	14 931	-1 495
SERVICES	11 127	12 026	-899	13 441	14 194	-753	14 098	11 845	2 253
Transportation	1 997	2 550	-553	2 170	2 703	-533	2 224	2 119	105
Sea transport	:	:	:	:	:	:	747	778	-31
Air transport	:	:	:	:	:	:	901	1 093	-192
Other transportation	:	:	:	:	:	:	575	248	327
Travel	2 545	2 329	215	2 798	2 411	387	2 814	2 491	323
Other services	5 764	6 883	-1 119	7 674	8 830	-1 156	8 384	6 998	1 387
Communications services	:	:	:	:	:	:	115	71	44
Construction services	:	:	:	:	:	:	105	112	-7
Insurance services	:	:	:	:	:	:	1 207	969	237
Financial services	:	:	:	:	:	:	2 640	2 603	36
Computer and information services	:	:	:	:	:	:	121	290	-170
Royalties and licence fees	:	:	:	:	:	:	221	672	-452
Other business services	:	:	:	:	:	:	3 800	1 804	1 995
Personal, cultural and recreational	:	:	:	:	:	:	143	405	-263
Government services, n i e	37	80	-44	22	78	-56	34	70	-35
Services not allocated	821	264	557	800	251	548	676	236	440
INCOME	6 955	7 535	-580	8 124	8 438	-314	13 868	13 117	751
Compensation of employees	247	272	-26	245	263	-19	112	96	16
Investment Income	6 708	7 263	-554	7 879	8 174	-295	13 756	13 021	735
CURRENT TRANSFERS	1 096	662	433	631	283	348	420	229	191
CURRENT ACCOUNT	30 617	33 001	-2 384	34 479	36 193	-1 714	41 822	40 122	1 701
CURRENT + CAPITAL ACCOUNT	:	:	:	:	:	:	:	:	:

11.20.

Reporter: France

Partner: Central American Countries

(Mio ECU)

	1992			1993			1994		
	Credit	Debit	Net	Credit	Debit	Net	Credit	Debit	Net
GOODS	:	:	:	:	:	:	1 718	786	931
SERVICES	:	:	:	:	:	:	764	730	33
Transportation	:	:	:	:	:	:	180	346	-166
Sea transport	:	:	:	:	:	:	44	166	-122
Air transport	:	:	:	:	:	:	104	76	28
Other transportation	:	:	:	:	:	:	32	104	-72
Travel	:	:	:	:	:	:	94	117	-23
Other services	:	:	:	:	:	:	428	254	174
Communications services	:	:	:	:	:	:	0	2	-2
Construction services	:	:	:	:	:	:	23	6	17
Insurance services	:	:	:	:	:	:	29	35	-6
Financial services	:	:	:	:	:	:	27	4	23
Computer and information services	:	:	:	:	:	:	1	0	1
Royalties and licence fees	:	:	:	:	:	:	7	0	7
Other business services	:	:	:	:	:	:	331	183	148
Personal, cultural and recreational	:	:	:	:	:	:	6	5	2
Government services, n i e	:	:	:	:	:	:	3	19	-16
Services not allocated	:	:	:	:	:	:	61	13	48
INCOME	:	:	:	:	:	:	764	704	60
Compensation of employees	:	:	:	:	:	:	22	2	20
Investment Income	:	:	:	:	:	:	742	702	40
CURRENT TRANSFERS	:	:	:	:	:	:	2	45	-43
CURRENT ACCOUNT	:	:	:	:	:	:	3 248	2 266	982
CURRENT + CAPITAL ACCOUNT	:	:	:	:	:	:	:	:	:

11.21.
Reporter: France
Partner: South American Countries

(Mio ECU)

	1992			1993			1994		
	Credit	Debit	Net	Credit	Debit	Net	Credit	Debit	Net
GOODS	:	:	:	:	:	:	2 983	2 684	299
SERVICES	:	:	:	:	:	:	642	558	84
Transportation	:	:	:	:	:	:	344	345	-1
Sea transport	:	:	:	:	:	:	49	138	-89
Air transport	:	:	:	:	:	:	243	188	55
Other transportation	:	:	:	:	:	:	52	19	33
Travel	:	:	:	:	:	:	84	55	30
Other services	:	:	:	:	:	:	124	130	-5
Communications services	:	:	:	:	:	:	0	5	-5
Construction services	:	:	:	:	:	:	22	17	5
Insurance services	:	:	:	:	:	:	17	6	11
Financial services	:	:	:	:	:	:	21	9	12
Computer and information services	:	:	:	:	:	:	0	0	0
Royalties and licence fees	:	:	:	:	:	:	9	1	7
Other business services	:	:	:	:	:	:	34	53	-20
Personal, cultural and recreational	:	:	:	:	:	:	10	4	6
Government services, n i e	:	:	:	:	:	:	12	34	-22
Services not allocated	:	:	:	:	:	:	89	29	60
INCOME	:	:	:	:	:	:	689	81	608
Compensation of employees	:	:	:	:	:	:	43	4	39
Investment Income	:	:	:	:	:	:	646	77	569
CURRENT TRANSFERS	:	:	:	:	:	:	5	83	-78
CURRENT ACCOUNT	:	:	:	:	:	:	4 320	3 407	913
CURRENT + CAPITAL ACCOUNT	:	:	:	:	:	:	:	:	:

11.22.
Reporter: France
Partner: Argentina

(Mio ECU)

	1992			1993			1994		
	Credit	Debit	Net	Credit	Debit	Net	Credit	Debit	Net
GOODS	:	:	:	:	:	:	900	282	618
SERVICES	:	:	:	:	:	:	156	92	64
Transportation	:	:	:	:	:	:	88	52	36
Sea transport	:	:	:	:	:	:	9	10	-1
Air transport	:	:	:	:	:	:	51	38	13
Other transportation	:	:	:	:	:	:	28	3	25
Travel	:	:	:	:	:	:	27	10	17
Other services	:	:	:	:	:	:	15	27	-12
Communications services	:	:	:	:	:	:	0	0	0
Construction services	:	:	:	:	:	:	1	2	-2
Insurance services	:	:	:	:	:	:	4	3	2
Financial services	:	:	:	:	:	:	3	0	3
Computer and information services	:	:	:	:	:	:	0	0	0
Royalties and licence fees	:	:	:	:	:	:	5	1	5
Other business services	:	:	:	:	:	:	-4	14	-17
Personal, cultural and recreational	:	:	:	:	:	:	3	1	2
Government services, n i e	:	:	:	:	:	:	3	7	-4
Services not allocated	:	:	:	:	:	:	26	3	23
INCOME	:	:	:	:	:	:	95	4	91
Compensation of employees	:	:	:	:	:	:	4	1	4
Investment Income	:	:	:	:	:	:	91	3	88
CURRENT TRANSFERS	:	:	:	:	:	:	1	11	-10
CURRENT ACCOUNT	:	:	:	:	:	:	1 152	389	763
CURRENT + CAPITAL ACCOUNT	:	:	:	:	:	:	:	:	:

11.23.

Reporter: France

Partner: Brazil

(Mio ECU)

	1992			1993			1994		
	Credit	Debit	Net	Credit	Debit	Net	Credit	Debit	Net
GOODS	:	:	:	:	:	:	844	1 431	-587
SERVICES	:	:	:	:	:	:	227	245	-18
Transportation	:	:	:	:	:	:	123	168	-45
Sea transport	:	:	:	:	:	:	15	74	-58
Air transport	:	:	:	:	:	:	90	84	6
Other transportation	:	:	:	:	:	:	18	10	8
Travel	:	:	:	:	:	:	36	18	18
Other services	:	:	:	:	:	:	42	45	-3
Communications services	:	:	:	:	:	:	0	3	-3
Construction services	:	:	:	:	:	:	3	0	3
Insurance services	:	:	:	:	:	:	5	1	4
Financial services	:	:	:	:	:	:	13	9	5
Computer and information services	:	:	:	:	:	:	0	0	0
Royalties and licence fees	:	:	:	:	:	:	2	0	2
Other business services	:	:	:	:	:	:	9	18	-9
Personal, cultural and recreational	:	:	:	:	:	:	3	2	1
Government services, n i e	:	:	:	:	:	:	6	11	-5
Services not allocated	:	:	:	:	:	:	26	15	11
INCOME	:	:	:	:	:	:	412	16	395
Compensation of employees	:	:	:	:	:	:	13	2	11
Investment Income	:	:	:	:	:	:	399	14	384
CURRENT TRANSFERS	:	:	:	:	:	:	3	27	-25
CURRENT ACCOUNT	:	:	:	:	:	:	1 485	1 720	-234
CURRENT + CAPITAL ACCOUNT	:	:	:	:	:	:	:	:	:

11.24.

Reporter: France

Partner: Asia

(Mio ECU)

	1992			1993			1994		
	Credit	Debit	Net	Credit	Debit	Net	Credit	Debit	Net
GOODS	:	:	:	:	:	:	21 687	23 277	-1 589
SERVICES	:	:	:	:	:	:	6 102	5 045	1 057
Transportation	:	:	:	:	:	:	2 345	2 006	340
Sea transport	:	:	:	:	:	:	374	551	-177
Air transport	:	:	:	:	:	:	1 605	1 324	281
Other transportation	:	:	:	:	:	:	366	131	236
Travel	:	:	:	:	:	:	1 117	608	509
Other services	:	:	:	:	:	:	1 957	2 181	-224
Communications services	:	:	:	:	:	:	7	31	-24
Construction services	:	:	:	:	:	:	560	225	335
Insurance services	:	:	:	:	:	:	168	77	91
Financial services	:	:	:	:	:	:	809	611	198
Computer and information services	:	:	:	:	:	:	5	29	-24
Royalties and licence fees	:	:	:	:	:	:	192	69	123
Other business services	:	:	:	:	:	:	122	974	-852
Personal, cultural and recreational	:	:	:	:	:	:	70	44	26
Government services, n i e	:	:	:	:	:	:	24	122	-97
Services not allocated	:	:	:	:	:	:	682	250	432
INCOME	:	:	:	:	:	:	6 934	5 250	1 684
Compensation of employees	:	:	:	:	:	:	97	52	46
Investment Income	:	:	:	:	:	:	6 836	5 198	1 638
CURRENT TRANSFERS	:	:	:	:	:	:	83	275	-192
CURRENT ACCOUNT	:	:	:	:	:	:	34 806	33 846	960
CURRENT + CAPITAL ACCOUNT	:	:	:	:	:	:	:	:	:

11.25.
Reporter: France
Partner: Near and Middle East Countries

(Mio ECU)

	1992			1993			1994		
	Credit	Debit	Net	Credit	Debit	Net	Credit	Debit	Net
GOODS	:	:	:	:	:	:	5 625	4 381	1 244
SERVICES	:	:	:	:	:	:	-317	949	-1 266
Transportation	:	:	:	:	:	:	416	341	76
Sea transport	:	:	:	:	:	:	77	94	-17
Air transport	:	:	:	:	:	:	279	230	49
Other transportation	:	:	:	:	:	:	60	17	43
Travel	:	:	:	:	:	:	249	117	132
Other services	:	:	:	:	:	:	-1 113	444	-1 557
Communications services	:	:	:	:	:	:	2	13	-11
Construction services	:	:	:	:	:	:	254	92	163
Insurance services	:	:	:	:	:	:	31	17	14
Financial services	:	:	:	:	:	:	23	7	16
Computer and information services	:	:	:	:	:	:	0	27	-27
Royalties and licence fees	:	:	:	:	:	:	4	1	3
Other business services	:	:	:	:	:	:	-1 446	239	-1 685
Personal, cultural and recreational	:	:	:	:	:	:	10	6	4
Government services, n i e	:	:	:	:	:	:	9	43	-34
Services not allocated	:	:	:	:	:	:	130	47	83
INCOME	:	:	:	:	:	:	294	446	-152
Compensation of employees	:	:	:	:	:	:	34	10	24
Investment Income	:	:	:	:	:	:	259	436	-177
CURRENT TRANSFERS	:	:	:	:	:	:	18	90	-71
CURRENT ACCOUNT	:	:	:	:	:	:	5 619	5 866	-246
CURRENT + CAPITAL ACCOUNT	:	:	:	:	:	:	:	:	:

11.26.
Reporter: France
Partner: Other Near and Middle East Countries

(Mio ECU)

	1992			1993			1994		
	Credit	Debit	Net	Credit	Debit	Net	Credit	Debit	Net
GOODS	:	:	:	:	:	:	842	329	513
SERVICES	:	:	:	:	:	:	271	179	92
Transportation	:	:	:	:	:	:	82	78	4
Sea transport	:	:	:	:	:	:	14	11	3
Air transport	:	:	:	:	:	:	59	61	-3
Other transportation	:	:	:	:	:	:	9	5	4
Travel	:	:	:	:	:	:	57	20	36
Other services	:	:	:	:	:	:	105	77	28
Communications services	:	:	:	:	:	:	0	4	-4
Construction services	:	:	:	:	:	:	20	12	7
Insurance services	:	:	:	:	:	:	4	3	1
Financial services	:	:	:	:	:	:	8	2	6
Computer and information services	:	:	:	:	:	:	0	0	0
Royalties and licence fees	:	:	:	:	:	:	2	1	1
Other business services	:	:	:	:	:	:	65	43	23
Personal, cultural and recreational	:	:	:	:	:	:	3	2	2
Government services, n i e	:	:	:	:	:	:	2	10	-8
Services not allocated	:	:	:	:	:	:	27	4	23
INCOME	:	:	:	:	:	:	85	90	-5
Compensation of employees	:	:	:	:	:	:	13	4	9
Investment Income	:	:	:	:	:	:	72	86	-14
CURRENT TRANSFERS	:	:	:	:	:	:	5	34	-29
CURRENT ACCOUNT	:	:	:	:	:	:	1 203	632	571
CURRENT + CAPITAL ACCOUNT	:	:	:	:	:	:	:	:	:

11.27.

Reporter: France

Partner: Other Asian Countries

(Mio ECU)

	1992			1993			1994		
	Credit	Debit	Net	Credit	Debit	Net	Credit	Debit	Net
GOODS	:	:	:	:	:	:	16 063	18 896	-2 833
SERVICES	:	:	:	:	:	:	6 419	4 096	2 324
Transportation	:	:	:	:	:	:	1 929	1 665	264
Sea transport	:	:	:	:	:	:	297	457	-160
Air transport	:	:	:	:	:	:	1 326	1 095	231
Other transportation	:	:	:	:	:	:	306	113	192
Travel	:	:	:	:	:	:	868	491	377
Other services	:	:	:	:	:	:	3 070	1 737	1 334
Communications services	:	:	:	:	:	:	5	18	-13
Construction services	:	:	:	:	:	:	305	133	172
Insurance services	:	:	:	:	:	:	138	60	77
Financial services	:	:	:	:	:	:	786	604	182
Computer and information services	:	:	:	:	:	:	5	2	3
Royalties and licence fees	:	:	:	:	:	:	187	68	120
Other business services	:	:	:	:	:	:	1 568	734	834
Personal, cultural and recreational	:	:	:	:	:	:	60	38	22
Government services, n i e	:	:	:	:	:	:	15	79	-64
Services not allocated	:	:	:	:	:	:	552	203	349
INCOME	:	:	:	:	:	:	6 640	4 804	1 836
Compensation of employees	:	:	:	:	:	:	63	42	21
Investment Income	:	:	:	:	:	:	6 577	4 762	1 815
CURRENT TRANSFERS	:	:	:	:	:	:	65	185	-120
CURRENT ACCOUNT	:	:	:	:	:	:	29 187	27 981	1 206
CURRENT + CAPITAL ACCOUNT	:	:	:	:	:	:	:	:	:

11.28.

Reporter: France

Partner: China

(Mio ECU)

	1992			1993			1994		
	Credit	Debit	Net	Credit	Debit	Net	Credit	Debit	Net
GOODS	:	:	:	:	:	:	1 821	3 248	-1 427
SERVICES	:	:	:	:	:	:	194	198	-3
Transportation	:	:	:	:	:	:	81	69	12
Sea transport	:	:	:	:	:	:	19	29	-10
Air transport	:	:	:	:	:	:	44	32	12
Other transportation	:	:	:	:	:	:	18	8	10
Travel	:	:	:	:	:	:	6	34	-28
Other services	:	:	:	:	:	:	58	64	-6
Communications services	:	:	:	:	:	:	0	0	0
Construction services	:	:	:	:	:	:	27	6	21
Insurance services	:	:	:	:	:	:	13	1	12
Financial services	:	:	:	:	:	:	2	0	2
Computer and information services	:	:	:	:	:	:	0	0	0
Royalties and licence fees	:	:	:	:	:	:	1	0	1
Other business services	:	:	:	:	:	:	11	51	-40
Personal, cultural and recreational	:	:	:	:	:	:	4	1	3
Government services, n i e	:	:	:	:	:	:	1	5	-4
Services not allocated	:	:	:	:	:	:	49	30	19
INCOME	:	:	:	:	:	:	203	57	146
Compensation of employees	:	:	:	:	:	:	1	2	-1
Investment Income	:	:	:	:	:	:	202	55	147
CURRENT TRANSFERS	:	:	:	:	:	:	0	9	-9
CURRENT ACCOUNT	:	:	:	:	:	:	2 219	3 512	-1 293
CURRENT + CAPITAL ACCOUNT	:	:	:	:	:	:	:	:	:

11.29.
Reporter: France
Partner: India

(Mio ECU)

	1992			1993			1994		
	Credit	Debit	Net	Credit	Debit	Net	Credit	Debit	Net
GOODS	:	:	:	:	:	:	714	716	-2
SERVICES	:	:	:	:	:	:	393	167	226
Transportation	:	:	:	:	:	:	187	99	89
Sea transport	:	:	:	:	:	:	10	20	-9
Air transport	:	:	:	:	:	:	96	69	27
Other transportation	:	:	:	:	:	:	81	10	71
Travel	:	:	:	:	:	:	3	19	-15
Other services	:	:	:	:	:	:	175	41	133
Communications services	:	:	:	:	:	:	0	2	-2
Construction services	:	:	:	:	:	:	4	3	2
Insurance services	:	:	:	:	:	:	5	4	1
Financial services	:	:	:	:	:	:	2	1	1
Computer and information services	:	:	:	:	:	:	0	0	0
Royalties and licence fees	:	:	:	:	:	:	0	0	0
Other business services	:	:	:	:	:	:	159	21	137
Personal, cultural and recreational	:	:	:	:	:	:	3	1	3
Government services, n i e	:	:	:	:	:	:	1	9	-8
Services not allocated	:	:	:	:	:	:	27	8	19
INCOME	:	:	:	:	:	:	76	7	69
Compensation of employees	:	:	:	:	:	:	5	2	2
Investment Income	:	:	:	:	:	:	71	5	66
CURRENT TRANSFERS	:	:	:	:	:	:	1	20	-19
CURRENT ACCOUNT	:	:	:	:	:	:	1 183	910	273
CURRENT + CAPITAL ACCOUNT	:	:	:	:	:	:	:	:	:

11.30.
Reporter: France
Partner: Japan

(Mio ECU)

	1992			1993			1994		
	Credit	Debit	Net	Credit	Debit	Net	Credit	Debit	Net
GOODS	3 389	7 257	-3 869	3 538	6 815	-3 278	3 978	6 948	-2 970
SERVICES	3 027	1 819	1 208	3 522	2 337	1 185	2 773	985	1 787
Transportation	699	489	211	763	559	204	706	485	221
Sea transport	:	:	:	:	:	:	86	117	-30
Air transport	:	:	:	:	:	:	568	330	238
Other transportation	:	:	:	:	:	:	52	38	14
Travel	559	125	434	555	121	433	663	125	537
Other services	1 505	1 113	392	1 970	1 578	392	1 238	305	933
Communications services	:	:	:	:	:	:	4	3	1
Construction services	:	:	:	:	:	:	31	6	25
Insurance services	:	:	:	:	:	:	74	30	44
Financial services	:	:	:	:	:	:	29	-69	98
Computer and information services	:	:	:	:	:	:	2	0	2
Royalties and licence fees	:	:	:	:	:	:	171	63	108
Other business services	:	:	:	:	:	:	901	236	665
Personal, cultural and recreational	:	:	:	:	:	:	23	15	9
Government services, n i e	1	17	-16	2	21	-19	2	20	-18
Services not allocated	263	92	171	234	78	156	166	70	96
INCOME	3 312	2 455	857	3 421	2 413	1 008	4 868	3 912	956
Compensation of employees	28	28	0	36	31	5	20	15	4
Investment Income	3 284	2 427	857	3 385	2 382	1 003	4 849	3 897	952
CURRENT TRANSFERS	124	71	53	45	30	15	51	18	33
CURRENT ACCOUNT	9 852	11 602	-1 750	10 526	11 596	-1 070	11 670	11 863	-193
CURRENT + CAPITAL ACCOUNT	:	:	:	:	:	:	:	:	:

11.31.

Reporter: France

Partner: Australia, Oceania and Other Territories

(Mio ECU)

	1992			1993			1994		
	Credit	Debit	Net	Credit	Debit	Net	Credit	Debit	Net
GOODS	:	:	:	:	:	:	1 015	838	178
SERVICES	:	:	:	:	:	:	272	372	-100
Transportation	:	:	:	:	:	:	109	197	-88
Sea transport	:	:	:	:	:	:	45	105	-60
Air transport	:	:	:	:	:	:	47	81	-34
Other transportation	:	:	:	:	:	:	17	11	6
Travel	:	:	:	:	:	:	70	74	-4
Other services	:	:	:	:	:	:	61	90	-29
Communications services	:	:	:	:	:	:	2	1	1
Construction services	:	:	:	:	:	:	3	0	3
Insurance services	:	:	:	:	:	:	24	14	10
Financial services	:	:	:	:	:	:	34	26	7
Computer and information services	:	:	:	:	:	:	0	0	0
Royalties and licence fees	:	:	:	:	:	:	11	2	9
Other business services	:	:	:	:	:	:	-19	33	-52
Personal, cultural and recreational	:	:	:	:	:	:	3	4	-1
Government services, n i e	:	:	:	:	:	:	3	10	-7
Services not allocated	:	:	:	:	:	:	32	11	21
INCOME	:	:	:	:	:	:	276	270	6
Compensation of employees	:	:	:	:	:	:	5	3	2
Investment Income	:	:	:	:	:	:	271	267	4
CURRENT TRANSFERS	:	:	:	:	:	:	5	21	-16
CURRENT ACCOUNT	:	:	:	:	:	:	1 569	1 501	68
CURRENT + CAPITAL ACCOUNT	:	:	:	:	:	:	:	:	:

11.32.

Reporter: France

Partner: Australia

(Mio ECU)

	1992			1993			1994		
	Credit	Debit	Net	Credit	Debit	Net	Credit	Debit	Net
GOODS	:	:	:	:	:	:	865	642	224
SERVICES	:	:	:	:	:	:	230	303	-74
Transportation	:	:	:	:	:	:	83	156	-73
Sea transport	:	:	:	:	:	:	34	84	-50
Air transport	:	:	:	:	:	:	34	62	-28
Other transportation	:	:	:	:	:	:	15	9	6
Travel	:	:	:	:	:	:	64	59	5
Other services	:	:	:	:	:	:	56	80	-24
Communications services	:	:	:	:	:	:	2	1	1
Construction services	:	:	:	:	:	:	2	0	2
Insurance services	:	:	:	:	:	:	21	12	9
Financial services	:	:	:	:	:	:	33	26	7
Computer and information services	:	:	:	:	:	:	0	0	0
Royalties and licence fees	:	:	:	:	:	:	11	2	9
Other business services	:	:	:	:	:	:	-20	30	-49
Personal, cultural and recreational	:	:	:	:	:	:	3	3	-1
Government services, n i e	:	:	:	:	:	:	3	6	-2
Services not allocated	:	:	:	:	:	:	27	8	19
INCOME	:	:	:	:	:	:	252	252	0
Compensation of employees	:	:	:	:	:	:	2	3	0
Investment Income	:	:	:	:	:	:	250	249	1
CURRENT TRANSFERS	:	:	:	:	:	:	5	15	-10
CURRENT ACCOUNT	:	:	:	:	:	:	1 352	1 212	140
CURRENT + CAPITAL ACCOUNT	:	:	:	:	:	:	:	:	:

11.33.
Reporter: France
Partner: New Zealand

(Mio ECU)

	1992			1993			1994		
	Credit	Debit	Net	Credit	Debit	Net	Credit	Debit	Net
GOODS	:	:	:	:	:	:	118	188	-70
SERVICES	:	:	:	:	:	:	37	56	-19
Transportation	:	:	:	:	:	:	24	38	-13
Sea transport	:	:	:	:	:	:	9	17	-8
Air transport	:	:	:	:	:	:	13	19	-6
Other transportation	:	:	:	:	:	:	2	2	0
Travel	:	:	:	:	:	:	6	13	-6
Other services	:	:	:	:	:	:	2	3	-1
Communications services	:	:	:	:	:	:	0	0	0
Construction services	:	:	:	:	:	:	0	0	0
Insurance services	:	:	:	:	:	:	0	0	0
Financial services	:	:	:	:	:	:	0	0	0
Computer and information services	:	:	:	:	:	:	0	0	0
Royalties and licence fees	:	:	:	:	:	:	0	0	0
Other business services	:	:	:	:	:	:	1	1	0
Personal, cultural and recreational	:	:	:	:	:	:	0	0	0
Government services, n i e	:	:	:	:	:	:	0	2	-2
Services not allocated	:	:	:	:	:	:	4	2	2
INCOME	:	:	:	:	:	:	16	16	0
Compensation of employees	:	:	:	:	:	:	0	1	-1
Investment Income	:	:	:	:	:	:	16	16	0
CURRENT TRANSFERS	:	:	:	:	:	:	0	0	0
CURRENT ACCOUNT	:	:	:	:	:	:	171	260	-89
CURRENT + CAPITAL ACCOUNT	:	:	:	:	:	:	:	:	:

11.34.
Reporter: France
Partner: International Organisations

(Mio ECU)

	1992			1993			1994		
	Credit	Debit	Net	Credit	Debit	Net	Credit	Debit	Net
GOODS	:	:	:	:	:	:	:	:	:
SERVICES	:	:	:	:	:	:	:	:	:
Transportation	:	:	:	:	:	:	:	:	:
Sea transport	:	:	:	:	:	:	:	:	:
Air transport	:	:	:	:	:	:	:	:	:
Other transportation	:	:	:	:	:	:	:	:	:
Travel	:	:	:	:	:	:	:	:	:
Other services	:	:	:	:	:	:	:	:	:
Communications services	:	:	:	:	:	:	:	:	:
Construction services	:	:	:	:	:	:	:	:	:
Insurance services	:	:	:	:	:	:	:	:	:
Financial services	:	:	:	:	:	:	:	:	:
Computer and information services	:	:	:	:	:	:	:	:	:
Royalties and licence fees	:	:	:	:	:	:	:	:	:
Other business services	:	:	:	:	:	:	:	:	:
Personal, cultural and recreational	:	:	:	:	:	:	:	:	:
Government services, n i e	:	:	:	:	:	:	:	:	:
Services not allocated	:	:	:	:	:	:	:	:	:
INCOME	:	:	:	:	:	:	:	:	:
Compensation of employees	:	:	:	:	:	:	:	:	:
Investment Income	:	:	:	:	:	:	:	:	:
CURRENT TRANSFERS	:	:	:	:	:	:	:	:	:
CURRENT ACCOUNT	:	:	:	:	:	:	:	:	:
CURRENT + CAPITAL ACCOUNT	:	:	:	:	:	:	:	:	:

11.35.

Reporter: France

Partner: World not allocated

(Mio ECU)

	1992			1993			1994		
	Credit	Debit	Net	Credit	Debit	Net	Credit	Debit	Net
GOODS	:	:	:	:	:	:	:	:	:
SERVICES	:	:	:	:	:	:	:	:	:
Transportation	:	:	:	:	:	:	:	:	:
Sea transport	:	:	:	:	:	:	:	:	:
Air transport	:	:	:	:	:	:	:	:	:
Other transportation	:	:	:	:	:	:	:	:	:
Travel	:	:	:	:	:	:	:	:	:
Other services	:	:	:	:	:	:	:	:	:
Communications services	:	:	:	:	:	:	:	:	:
Construction services	:	:	:	:	:	:	:	:	:
Insurance services	:	:	:	:	:	:	:	:	:
Financial services	:	:	:	:	:	:	:	:	:
Computer and information services	:	:	:	:	:	:	:	:	:
Royalties and licence fees	:	:	:	:	:	:	:	:	:
Other business services	:	:	:	:	:	:	:	:	:
Personal, cultural and recreational	:	:	:	:	:	:	:	:	:
Government services, n i e	:	:	:	:	:	:	:	:	:
Services not allocated	:	:	:	:	:	:	:	:	:
INCOME	:	:	:	:	:	:	:	:	:
Compensation of employees	:	:	:	:	:	:	:	:	:
Investment Income	:	:	:	:	:	:	:	:	:
CURRENT TRANSFERS	:	:	:	:	:	:	:	:	:
CURRENT ACCOUNT	:	:	:	:	:	:	:	:	:
CURRENT + CAPITAL ACCOUNT	:	:	:	:	:	:	:	:	:

11.36.

Reporter: France

Partner: OECD Countries

(Mio ECU)

	1992			1993			1994		
	Credit	Debit	Net	Credit	Debit	Net	Credit	Debit	Net
GOODS	:	:	:	:	:	:	119 172	116 470	2 702
SERVICES	:	:	:	:	:	:	57 417	42 323	15 094
Transportation	:	:	:	:	:	:	9 881	9 452	429
Sea transport	:	:	:	:	:	:	2 273	2 574	-302
Air transport	:	:	:	:	:	:	3 529	4 002	-473
Other transportation	:	:	:	:	:	:	4 079	2 875	1 203
Travel	:	:	:	:	:	:	16 831	8 326	8 505
Other services	:	:	:	:	:	:	26 371	23 144	3 227
Communications services	:	:	:	:	:	:	237	233	4
Construction services	:	:	:	:	:	:	463	323	139
Insurance services	:	:	:	:	:	:	3 651	3 436	215
Financial services	:	:	:	:	:	:	8 237	7 904	332
Computer and information services	:	:	:	:	:	:	193	352	-159
Royalties and licence fees	:	:	:	:	:	:	1 038	1 443	-404
Other business services	:	:	:	:	:	:	11 706	8 007	3 699
Personal, cultural and recreational	:	:	:	:	:	:	749	1 116	-367
Government services, n i e	:	:	:	:	:	:	98	330	-232
Services not allocated	:	:	:	:	:	:	4 335	1 402	2 933
INCOME	:	:	:	:	:	:	52 597	59 165	-6 568
Compensation of employees	:	:	:	:	:	:	1 517	631	886
Investment Income	:	:	:	:	:	:	51 080	58 534	-7 454
CURRENT TRANSFERS	:	:	:	:	:	:	2 469	3 175	-706
CURRENT ACCOUNT	:	:	:	:	:	:	231 655	221 133	10 522
CURRENT + CAPITAL ACCOUNT	:	:	:	:	:	:	:	:	:

11.37.
Reporter: France
Partner: Countries from Central and Eastern Europe
(Mio ECU)

	1992			1993			1994		
	Credit	Debit	Net	Credit	Debit	Net	Credit	Debit	Net
GOODS	:	:	:	:	:	:	2 904	2 329	575
SERVICES	:	:	:	:	:	:	423	413	9
Transportation	:	:	:	:	:	:	156	179	-22
Sea transport	:	:	:	:	:	:	8	40	-32
Air transport	:	:	:	:	:	:	75	68	7
Other transportation	:	:	:	:	:	:	73	71	2
Travel	:	:	:	:	:	:	31	57	-26
Other services	:	:	:	:	:	:	154	154	0
Communications services	:	:	:	:	:	:	2	5	-3
Construction services	:	:	:	:	:	:	32	9	23
Insurance services	:	:	:	:	:	:	59	10	50
Financial services	:	:	:	:	:	:	4	1	3
Computer and information services	:	:	:	:	:	:	2	0	1
Royalties and licence fees	:	:	:	:	:	:	3	2	1
Other business services	:	:	:	:	:	:	39	93	-54
Personal, cultural and recreational	:	:	:	:	:	:	8	13	-5
Government services, n i e	:	:	:	:	:	:	5	21	-16
Services not allocated	:	:	:	:	:	:	82	24	57
INCOME	:	:	:	:	:	:	179	89	89
Compensation of employees	:	:	:	:	:	:	6	7	0
Investment Income	:	:	:	:	:	:	172	82	90
CURRENT TRANSFERS	:	:	:	:	:	:	5	126	-121
CURRENT ACCOUNT	:	:	:	:	:	:	3 510	2 957	552
CURRENT + CAPITAL ACCOUNT	:	:	:	:	:	:	:	:	:

11.38.
Reporter: France
Partner: North American Free Trade Association
(Mio ECU)

	1992			1993			1994		
	Credit	Debit	Net	Credit	Debit	Net	Credit	Debit	Net
GOODS	:	:	:	:	:	:	15 924	16 480	-557
SERVICES	:	:	:	:	:	:	15 042	12 637	2 404
Transportation	:	:	:	:	:	:	2 560	2 436	125
Sea transport	:	:	:	:	:	:	788	846	-58
Air transport	:	:	:	:	:	:	1 133	1 315	-182
Other transportation	:	:	:	:	:	:	640	275	364
Travel	:	:	:	:	:	:	3 002	2 714	288
Other services	:	:	:	:	:	:	8 719	7 231	1 488
Communications services	:	:	:	:	:	:	118	75	43
Construction services	:	:	:	:	:	:	136	118	19
Insurance services	:	:	:	:	:	:	1 274	1 012	262
Financial services	:	:	:	:	:	:	2 659	2 622	38
Computer and information services	:	:	:	:	:	:	121	291	-170
Royalties and licence fees	:	:	:	:	:	:	249	688	-439
Other business services	:	:	:	:	:	:	3 968	1 909	2 059
Personal, cultural and recreational	:	:	:	:	:	:	156	421	-265
Government services, n i e	:	:	:	:	:	:	38	96	-58
Services not allocated	:	:	:	:	:	:	760	257	503
INCOME	:	:	:	:	:	:	14 535	13 636	899
Compensation of employees	:	:	:	:	:	:	132	104	28
Investment Income	:	:	:	:	:	:	14 403	13 532	871
CURRENT TRANSFERS	:	:	:	:	:	:	429	314	115
CURRENT ACCOUNT	:	:	:	:	:	:	45 929	43 067	2 862
CURRENT + CAPITAL ACCOUNT	:	:	:	:	:	:	:	:	:

11.39.

Reporter: France

Partner: African, Caribbean and Pacific Countries

(Mio ECU)

	1992			1993			1994		
	Credit	Debit	Net	Credit	Debit	Net	Credit	Debit	Net
GOODS	4 573	3 107	1 466	4 220	3 152	1 068	3 845	3 509	336
SERVICES	3 508	1 870	1 639	3 499	1 932	1 567	9	1 647	-1 638
Transportation	685	639	46	861	898	-37	642	653	-11
Sea transport	:	:	:	:	:	:	192	246	-54
Air transport	:	:	:	:	:	:	360	364	-3
Other transportation	:	:	:	:	:	:	90	43	46
Travel	475	397	78	406	272	134	253	365	-112
Other services	1 867	701	1 166	2 089	727	1 362	-980	584	-1 564
Communications services	:	:	:	:	:	:	5	13	-9
Construction services	:	:	:	:	:	:	575	68	507
Insurance services	:	:	:	:	:	:	41	16	26
Financial services	:	:	:	:	:	:	18	4	14
Computer and information services	:	:	:	:	:	:	1	0	1
Royalties and licence fees	:	:	:	:	:	:	11	0	10
Other business services	:	:	:	:	:	:	-1 747	159	-1 906
Personal, cultural and recreational	:	:	:	:	:	:	26	9	17
Government services, n i e	96	329	-233	107	344	-237	91	314	-224
Services not allocated	482	133	349	144	36	108	95	46	49
INCOME	1 419	448	971	1 083	317	766	1 359	216	1 143
Compensation of employees	413	166	247	393	155	238	293	42	251
Investment Income	1 006	281	724	690	162	528	1 066	174	892
CURRENT TRANSFERS	89	1 216	-1 128	107	1 189	-1 082	30	795	-765
CURRENT ACCOUNT	9 589	6 641	2 948	8 910	6 591	2 319	5 243	6 167	-924
CURRENT + CAPITAL ACCOUNT	:	:	:	:	:	:	:	:	:

11.40.

Reporter: France

Partner: Organisation of Petroleum Exporting countries

(Mio ECU)

	1992			1993			1994		
	Credit	Debit	Net	Credit	Debit	Net	Credit	Debit	Net
GOODS	8 660	7 055	1 605	7 774	6 985	789	6 999	6 594	405
SERVICES	2 525	1 424	1 101	2 883	1 566	1 318	-1 008	1 324	-2 332
Transportation	616	692	-76	646	741	-95	572	641	-69
Sea transport	:	:	:	:	:	:	109	278	-169
Air transport	:	:	:	:	:	:	341	330	11
Other transportation	:	:	:	:	:	:	122	33	89
Travel	280	122	157	325	208	117	390	146	244
Other services	1 424	535	889	1 749	552	1 197	-2 118	467	-2 584
Communications services	:	:	:	:	:	:	1	2	-1
Construction services	:	:	:	:	:	:	506	133	374
Insurance services	:	:	:	:	:	:	48	13	36
Financial services	:	:	:	:	:	:	29	12	17
Computer and information services	:	:	:	:	:	:	0	27	-27
Royalties and licence fees	:	:	:	:	:	:	7	2	5
Other business services	:	:	:	:	:	:	-2 745	217	-2 962
Personal, cultural and recreational	:	:	:	:	:	:	16	6	10
Government services, n i e	40	55	-14	31	52	-21	19	56	-37
Services not allocated	205	74	131	163	64	99	147	70	77
INCOME	972	846	126	796	919	-123	810	318	491
Compensation of employees	99	400	-301	108	444	-336	67	20	48
Investment Income	874	446	427	688	475	214	742	298	444
CURRENT TRANSFERS	298	445	-147	72	171	-99	55	574	-519
CURRENT ACCOUNT	12 455	9 770	2 685	11 526	9 641	1 885	6 855	8 809	-1 955
CURRENT + CAPITAL ACCOUNT	:	:	:	:	:	:	:	:	:

11.41.

Reporter: France

Partner: Mediterranean Basin Countries

(Mio ECU)

	1992			1993			1994		
	Credit	Debit	Net	Credit	Debit	Net	Credit	Debit	Net
GOODS	:	:	:	:	:	:	9 941	6 361	3 580
SERVICES	:	:	:	:	:	:	2 675	2 697	-22
Transportation	:	:	:	:	:	:	814	1 213	-399
Sea transport	:	:	:	:	:	:	137	360	-223
Air transport	:	:	:	:	:	:	525	737	-211
Other transportation	:	:	:	:	:	:	152	116	36
Travel	:	:	:	:	:	:	378	894	-516
Other services	:	:	:	:	:	:	1 173	511	663
Communications services	:	:	:	:	:	:	6	24	-18
Construction services	:	:	:	:	:	:	193	41	151
Insurance services	:	:	:	:	:	:	75	30	45
Financial services	:	:	:	:	:	:	30	13	17
Computer and information services	:	:	:	:	:	:	0	0	0
Royalties and licence fees	:	:	:	:	:	:	16	8	8
Other business services	:	:	:	:	:	:	772	299	473
Personal, cultural and recreational	:	:	:	:	:	:	40	16	24
Government services, n i e	:	:	:	:	:	:	41	79	-38
Services not allocated	:	:	:	:	:	:	310	80	230
INCOME	:	:	:	:	:	:	1 085	361	724
Compensation of employees	:	:	:	:	:	:	118	31	87
Investment Income	:	:	:	:	:	:	967	330	637
CURRENT TRANSFERS	:	:	:	:	:	:	71	1 223	-1 152
CURRENT ACCOUNT	:	:	:	:	:	:	13 771	10 642	3 130
CURRENT + CAPITAL ACCOUNT	:	:	:	:	:	:	:	:	:

11.42.

Reporter: France

Partner: Maghreb Countries

(Mio ECU)

	1992			1993			1994		
	Credit	Debit	Net	Credit	Debit	Net	Credit	Debit	Net
GOODS	:	:	:	:	:	:	5 062	3 405	1 658
SERVICES	:	:	:	:	:	:	1 515	1 641	-126
Transportation	:	:	:	:	:	:	358	657	-299
Sea transport	:	:	:	:	:	:	75	201	-125
Air transport	:	:	:	:	:	:	216	388	-172
Other transportation	:	:	:	:	:	:	66	68	-1
Travel	:	:	:	:	:	:	226	726	-500
Other services	:	:	:	:	:	:	770	213	557
Communications services	:	:	:	:	:	:	4	9	-5
Construction services	:	:	:	:	:	:	148	18	129
Insurance services	:	:	:	:	:	:	49	16	33
Financial services	:	:	:	:	:	:	13	7	6
Computer and information services	:	:	:	:	:	:	0	0	0
Royalties and licence fees	:	:	:	:	:	:	6	5	2
Other business services	:	:	:	:	:	:	495	112	383
Personal, cultural and recreational	:	:	:	:	:	:	21	6	14
Government services, n i e	:	:	:	:	:	:	34	40	-6
Services not allocated	:	:	:	:	:	:	161	45	117
INCOME	:	:	:	:	:	:	507	113	394
Compensation of employees	:	:	:	:	:	:	76	19	57
Investment Income	:	:	:	:	:	:	431	94	337
CURRENT TRANSFERS	:	:	:	:	:	:	55	1 078	-1 022
CURRENT ACCOUNT	:	:	:	:	:	:	7 140	6 236	904
CURRENT + CAPITAL ACCOUNT	:	:	:	:	:	:	:	:	:

11.43.

Reporter: France

Partner: Mashrek Countries

(Mio ECU)

	1992			1993			1994		
	Credit	Debit	Net	Credit	Debit	Net	Credit	Debit	Net
GOODS	:	:	:	:	:	:	1 548	502	1 047
SERVICES	:	:	:	:	:	:	501	372	129
Transportation	:	:	:	:	:	:	145	206	-61
Sea transport	:	:	:	:	:	:	36	91	-55
Air transport	:	:	:	:	:	:	96	104	-8
Other transportation	:	:	:	:	:	:	13	11	2
Travel	:	:	:	:	:	:	69	37	31
Other services	:	:	:	:	:	:	236	120	116
Communications services	:	:	:	:	:	:	0	7	-7
Construction services	:	:	:	:	:	:	27	19	8
Insurance services	:	:	:	:	:	:	9	6	3
Financial services	:	:	:	:	:	:	11	4	7
Computer and information services	:	:	:	:	:	:	0	0	0
Royalties and licence fees	:	:	:	:	:	:	2	1	2
Other business services	:	:	:	:	:	:	172	65	106
Personal, cultural and recreational	:	:	:	:	:	:	12	2	10
Government services, n i e	:	:	:	:	:	:	3	15	-12
Services not allocated	:	:	:	:	:	:	50	8	43
INCOME	:	:	:	:	:	:	392	129	263
Compensation of employees	:	:	:	:	:	:	22	6	17
Investment Income	:	:	:	:	:	:	369	124	246
CURRENT TRANSFERS	:	:	:	:	:	:	5	58	-53
CURRENT ACCOUNT	:	:	:	:	:	:	2 446	1 061	1 385
CURRENT + CAPITAL ACCOUNT	:	:	:	:	:	:	:	:	:

11.44.

Reporter: France

Partner: Core Newly Industrialising Countries

(Mio ECU)

	1992			1993			1994		
	Credit	Debit	Net	Credit	Debit	Net	Credit	Debit	Net
GOODS	:	:	:	:	:	:	5 645	4 232	1 413
SERVICES	:	:	:	:	:	:	2 345	1 893	452
Transportation	:	:	:	:	:	:	476	584	-108
Sea transport	:	:	:	:	:	:	117	223	-107
Air transport	:	:	:	:	:	:	303	318	-15
Other transportation	:	:	:	:	:	:	56	43	14
Travel	:	:	:	:	:	:	145	148	-3
Other services	:	:	:	:	:	:	1 528	1 107	420
Communications services	:	:	:	:	:	:	1	1	0
Construction services	:	:	:	:	:	:	54	71	-17
Insurance services	:	:	:	:	:	:	29	20	9
Financial services	:	:	:	:	:	:	743	668	76
Computer and information services	:	:	:	:	:	:	1	1	-1
Royalties and licence fees	:	:	:	:	:	:	10	3	7
Other business services	:	:	:	:	:	:	674	311	364
Personal, cultural and recreational	:	:	:	:	:	:	11	16	-5
Government services, n i e	:	:	:	:	:	:	4	16	-12
Services not allocated	:	:	:	:	:	:	196	54	142
INCOME	:	:	:	:	:	:	1 140	740	400
Compensation of employees	:	:	:	:	:	:	22	16	6
Investment Income	:	:	:	:	:	:	1 118	724	393
CURRENT TRANSFERS	:	:	:	:	:	:	10	22	-12
CURRENT ACCOUNT	:	:	:	:	:	:	9 139	6 886	2 253
CURRENT + CAPITAL ACCOUNT	:	:	:	:	:	:	:	:	:

11.45.
Reporter: France
Partner: Asian NICs of the second wave of industrialisation
(Mio ECU)

	1992			1993			1994		
	Credit	Debit	Net	Credit	Debit	Net	Credit	Debit	Net
GOODS	:	:	:	:	:	:	1 928	2 021	-93
SERVICES	:	:	:	:	:	:	411	500	-89
Transportation	:	:	:	:	:	:	294	309	-16
Sea transport	:	:	:	:	:	:	37	46	-8
Air transport	:	:	:	:	:	:	232	255	-23
Other transportation	:	:	:	:	:	:	25	9	15
Travel	:	:	:	:	:	:	34	108	-73
Other services	:	:	:	:	:	:	25	61	-35
Communications services	:	:	:	:	:	:	0	2	-2
Construction services	:	:	:	:	:	:	29	4	25
Insurance services	:	:	:	:	:	:	6	2	3
Financial services	:	:	:	:	:	:	4	1	3
Computer and information services	:	:	:	:	:	:	0	0	0
Royalties and licence fees	:	:	:	:	:	:	3	1	2
Other business services	:	:	:	:	:	:	-22	39	-61
Personal, cultural and recreational	:	:	:	:	:	:	3	3	0
Government services, n i e	:	:	:	:	:	:	2	8	-6
Services not allocated	:	:	:	:	:	:	57	22	35
INCOME	:	:	:	:	:	:	134	58	75
Compensation of employees	:	:	:	:	:	:	6	4	2
Investment Income	:	:	:	:	:	:	127	55	73
CURRENT TRANSFERS	:	:	:	:	:	:	1	14	-13
CURRENT ACCOUNT	:	:	:	:	:	:	2 472	2 593	-121
CURRENT + CAPITAL ACCOUNT	:	:	:	:	:	:	:	:	:

11.46.
Reporter: France
Partner: Latin American NICs of the second wave of industrialisation
(Mio ECU)

	1992			1993			1994		
	Credit	Debit	Net	Credit	Debit	Net	Credit	Debit	Net
GOODS	:	:	:	:	:	:	3 211	2 444	766
SERVICES	:	:	:	:	:	:	833	580	253
Transportation	:	:	:	:	:	:	372	352	19
Sea transport	:	:	:	:	:	:	46	129	-83
Air transport	:	:	:	:	:	:	250	203	48
Other transportation	:	:	:	:	:	:	75	21	55
Travel	:	:	:	:	:	:	115	69	46
Other services	:	:	:	:	:	:	246	131	115
Communications services	:	:	:	:	:	:	0	4	-4
Construction services	:	:	:	:	:	:	25	4	21
Insurance services	:	:	:	:	:	:	32	7	25
Financial services	:	:	:	:	:	:	22	10	12
Computer and information services	:	:	:	:	:	:	1	0	1
Royalties and licence fees	:	:	:	:	:	:	14	1	13
Other business services	:	:	:	:	:	:	132	73	60
Personal, cultural and recreational	:	:	:	:	:	:	9	4	4
Government services, n i e	:	:	:	:	:	:	12	28	-16
Services not allocated	:	:	:	:	:	:	99	27	73
INCOME	:	:	:	:	:	:	713	86	627
Compensation of employees	:	:	:	:	:	:	32	4	28
Investment Income	:	:	:	:	:	:	681	81	600
CURRENT TRANSFERS	:	:	:	:	:	:	4	69	-65
CURRENT ACCOUNT	:	:	:	:	:	:	4 761	3 179	1 582
CURRENT + CAPITAL ACCOUNT	:	:	:	:	:	:	:	:	:

11.47.

Reporter: France

Partner: Countries of the Association of South-East Asian Nations

(Mio ECU)

	1992			1993			1994		
	Credit	Debit	Net	Credit	Debit	Net	Credit	Debit	Net
GOODS	:	:	:	:	:	:	4 170	4 088	82
SERVICES	:	:	:	:	:	:	1 435	1 742	-307
Transportation	:	:	:	:	:	:	505	515	-11
Sea transport	:	:	:	:	:	:	87	114	-26
Air transport	:	:	:	:	:	:	319	378	-59
Other transportation	:	:	:	:	:	:	99	24	75
Travel	:	:	:	:	:	:	60	192	-132
Other services	:	:	:	:	:	:	732	983	-251
Communications services	:	:	:	:	:	:	1	8	-7
Construction services	:	:	:	:	:	:	101	79	22
Insurance services	:	:	:	:	:	:	23	14	10
Financial services	:	:	:	:	:	:	703	648	55
Computer and information services	:	:	:	:	:	:	0	0	0
Royalties and licence fees	:	:	:	:	:	:	6	2	4
Other business services	:	:	:	:	:	:	-121	197	-318
Personal, cultural and recreational	:	:	:	:	:	:	15	9	6
Government services, n i e	:	:	:	:	:	:	3	26	-22
Services not allocated	:	:	:	:	:	:	138	51	86
INCOME	:	:	:	:	:	:	846	483	363
Compensation of employees	:	:	:	:	:	:	20	13	7
Investment Income	:	:	:	:	:	:	826	470	356
CURRENT TRANSFERS	:	:	:	:	:	:	4	62	-58
CURRENT ACCOUNT	:	:	:	:	:	:	6 455	6 375	80
CURRENT + CAPITAL ACCOUNT	:	:	:	:	:	:	:	:	:

11.48.

Reporter: France

Partner: Community of Independant States

(Mio ECU)

	1992			1993			1994		
	Credit	Debit	Net	Credit	Debit	Net	Credit	Debit	Net
GOODS	:	:	:	:	:	:	1 310	2 445	-1 135
SERVICES	:	:	:	:	:	:	-455	228	-684
Transportation	:	:	:	:	:	:	47	117	-70
Sea transport	:	:	:	:	:	:	14	31	-17
Air transport	:	:	:	:	:	:	16	51	-35
Other transportation	:	:	:	:	:	:	17	35	-18
Travel	:	:	:	:	:	:	16	24	-8
Other services	:	:	:	:	:	:	-539	64	-603
Communications services	:	:	:	:	:	:	11	1	10
Construction services	:	:	:	:	:	:	60	15	46
Insurance services	:	:	:	:	:	:	3	2	1
Financial services	:	:	:	:	:	:	5	0	5
Computer and information services	:	:	:	:	:	:	1	0	1
Royalties and licence fees	:	:	:	:	:	:	2	2	0
Other business services	:	:	:	:	:	:	-629	30	-659
Personal, cultural and recreational	:	:	:	:	:	:	5	4	1
Government services, n i e	:	:	:	:	:	:	2	10	-7
Services not allocated	:	:	:	:	:	:	21	24	-3
INCOME	:	:	:	:	:	:	71	25	46
Compensation of employees	:	:	:	:	:	:	2	2	0
Investment Income	:	:	:	:	:	:	69	24	45
CURRENT TRANSFERS	:	:	:	:	:	:	1	12	-11
CURRENT ACCOUNT	:	:	:	:	:	:	927	2 710	-1 783
CURRENT + CAPITAL ACCOUNT	:	:	:	:	:	:	:	:	:

12.1.
Reporter: Ireland
Partner: World

(Mio ECU)

	1992			1993			1994		
	Credit	Debit	Net	Credit	Debit	Net	Credit	Debit	Net
GOODS	21 695	16 304	5 392	24 326	17 400	6 927	28 269	20 301	7 969
SERVICES	3 029	4 435	-1 407	3 045	5 731	-2 686	3 303	6 704	-3 401
Transportation	835	1 133	-298	785	1 094	-309	810	1 220	-410
Sea transport	:	:	:	247	468	-222	255	522	-268
Air transport	:	:	:	358	425	-67	370	474	-104
Other transportation	:	:	:	180	201	-20	186	224	-38
Travel	1 247	1 049	198	1 363	1 043	320	1 515	1 351	164
Other services	947	2 253	-1 307	898	3 595	-2 698	978	4 133	-3 155
Communications services	:	:	:	37	180	-143	41	207	-166
Construction services	:	:	:	77	141	-64	83	144	-61
Insurance services	:	:	:	0	89	-89	0	103	-103
Financial services	:	:	:	131	245	-114	122	229	-107
Computer and information services	:	:	:	38	148	-110	44	165	-121
Royalties and licence fees	:	:	:	0	1 176	-1 176	0	1 447	-1 447
Other business services	:	:	:	437	1 420	-983	498	1 624	-1 126
Personal, cultural and recreational	:	:	:	35	165	-130	40	182	-142
Government services, n i e	141	26	114	143	31	111	150	32	118
Services not allocated	:	:	:	-1	0	-1	0	0	0
INCOME	2 077	6 170	-4 093	1 979	5 894	-3 915	2 395	6 233	-3 838
Compensation of employees	:	:	:	275	59	216	291	60	231
Investment Income	2 077	6 170	-4 093	1 704	5 835	-4 131	2 104	6 173	-4 069
CURRENT TRANSFERS	2 956	670	2 286	2 420	703	1 718	2 250	772	1 478
CURRENT ACCOUNT	:	:	:	31 771	29 728	2 043	36 218	34 010	2 208
CURRENT + CAPITAL ACCOUNT	29 757	27 579	2 178	32 478	29 803	2 675	:	:	2 538

13.1.
Reporter: Italy
Partner: World

(Mio ECU)

	1992			1993			1994		
	Credit	Debit	Net	Credit	Debit	Net	Credit	Debit	Net
GOODS	137 552	135 137	2 415	144 584	116 348	28 236	159 482	129 718	29 764
SERVICES	43 467	47 049	-3 583	44 385	44 403	-18	44 833	43 870	963
Transportation	8 660	13 222	-4 562	10 125	13 716	-3 591	10 639	15 616	-4 976
Sea transport	6 124	9 278	-3 154	7 465	9 676	-2 211	8 018	11 225	-3 207
Air transport	1 437	2 564	-1 128	1 596	2 471	-875	1 553	2 893	-1 340
Other transportation	1 099	1 380	-280	1 064	1 569	-505	1 069	1 498	-429
Travel	17 700	14 074	3 626	18 806	12 188	6 618	20 004	10 431	9 574
Other services	12 818	16 119	-3 301	12 552	16 059	-3 507	11 744	15 404	-3 661
Communications services	172	378	-206	235	402	-167	261	530	-269
Construction services	1 940	840	1 100	2 004	941	1 063	2 154	928	1 226
Insurance services	828	1 007	-179	1 063	1 012	51	1 273	1 182	91
Financial services	3 310	5 288	-1 978	3 796	5 112	-1 316	2 505	4 045	-1 540
Computer and information services	211	228	-17	125	329	-204	118	339	-221
Royalties and licence fees	362	1 484	-1 122	398	1 349	-951	534	1 451	-917
Other business services	5 046	6 027	-981	4 247	6 043	-1 796	4 155	6 099	-1 944
Personal, cultural and recreational	261	733	-472	216	695	-479	316	691	-375
Government services, n i e	687	134	553	467	175	292	426	138	289
Services not allocated	4 289	3 634	655	2 903	2 440	463	2 446	2 419	27
INCOME	21 291	37 256	-15 966	25 969	39 894	-13 925	24 159	36 974	-12 814
Compensation of employees	1 701	1 642	59	1 680	1 741	-61	1 520	1 439	81
Investment Income	19 590	35 615	-16 025	24 289	38 152	-13 863	22 639	35 535	-12 896
CURRENT TRANSFERS	9 636	15 891	-6 256	10 300	18 001	-7 701	8 326	14 850	-6 523
CURRENT ACCOUNT	211 945	235 334	-23 389	225 239	218 646	6 593	236 801	225 412	11 389
CURRENT + CAPITAL ACCOUNT	212 913	234 367	-21 454	226 719	217 038	9 680	237 865	224 805	13 060

13.2.
Reporter: Italy
Partner: Intra EUR15

(Mio ECU)

	1992			1993			1994		
	Credit	Debit	Net	Credit	Debit	Net	Credit	Debit	Net
GOODS	85 056	84 696	360	83 038	68 811	14 228	91 619	77 803	13 816
SERVICES	23 247	27 568	-4 321	24 588	25 442	-853	24 791	25 329	-538
Transportation	3 197	7 761	-4 563	3 782	7 860	-4 078	4 048	8 966	-4 918
Sea transport	1 862	4 840	-2 978	2 286	4 863	-2 576	2 530	5 821	-3 291
Air transport	505	1 574	-1 069	717	1 466	-749	727	1 682	-955
Other transportation	830	1 346	-516	779	1 532	-753	791	1 463	-671
Travel	10 700	8 668	2 032	11 796	7 110	4 686	12 766	6 120	6 646
Other services	6 937	9 121	-2 184	7 329	9 084	-1 756	6 618	8 760	-2 142
Communications services	41	272	-231	53	195	-143	91	216	-125
Construction services	684	390	294	720	395	325	763	435	328
Insurance services	493	555	-62	613	644	-30	678	824	-146
Financial services	2 168	3 406	-1 237	2 668	3 386	-719	1 676	2 463	-787
Computer and information services	69	148	-79	62	150	-89	68	113	-45
Royalties and licence fees	151	511	-360	155	506	-351	275	608	-333
Other business services	2 955	3 487	-532	2 734	3 485	-751	2 671	3 812	-1 141
Personal, cultural and recreational	173	286	-113	145	230	-84	215	238	-22
Government services, n i e	203	66	137	180	93	87	181	51	130
Services not allocated	2 413	2 018	395	1 681	1 387	294	1 359	1 484	-125
INCOME	14 694	26 745	-12 051	18 546	30 057	-11 511	16 601	27 104	-10 503
Compensation of employees	730	625	105	626	613	13	680	489	191
Investment Income	13 964	26 120	-12 156	17 920	29 444	-11 524	15 921	26 615	-10 694
CURRENT TRANSFERS	8 400	10 410	-2 010	8 982	13 473	-4 491	7 094	10 824	-3 729
CURRENT ACCOUNT	131 398	149 419	-18 022	135 155	137 783	-2 627	140 105	141 060	-955
CURRENT + CAPITAL ACCOUNT	:	:	:	:	:	:	:	:	:

13.3.

Reporter: Italy

Partner: Extra EUR15

(Mio ECU)

	1992			1993			1994		
	Credit	Debit	Net	Credit	Debit	Net	Credit	Debit	Net
GOODS	52 418	50 066	2 352	61 391	47 281	14 109	67 805	51 610	16 196
SERVICES	18 069	18 491	-422	19 011	18 745	266	19 184	18 268	915
Transportation	5 378	5 401	-23	6 341	5 835	507	6 591	6 624	-33
Sea transport	4 211	4 399	-188	5 178	4 792	386	5 488	5 378	110
Air transport	921	968	-47	879	1 005	-126	826	1 211	-385
Other transportation	246	33	213	284	37	247	277	35	242
Travel	5 588	4 910	678	6 350	5 000	1 350	6 691	4 209	2 482
Other services	5 704	6 913	-1 209	5 224	6 965	-1 741	5 111	6 610	-1 499
Communications services	123	104	20	181	206	-25	170	313	-144
Construction services	1 176	446	730	1 284	545	739	1 388	493	894
Insurance services	312	456	-144	449	363	85	593	357	236
Financial services	1 141	1 880	-739	1 128	1 725	-597	821	1 563	-742
Computer and information services	141	74	67	63	179	-116	51	226	-175
Royalties and licence fees	210	957	-747	243	843	-600	259	840	-581
Other business services	2 029	2 484	-454	1 517	2 558	-1 041	1 483	2 279	-795
Personal, cultural and recreational	87	445	-359	71	464	-393	101	454	-353
Government services, n i e	484	67	417	287	81	206	245	85	161
Services not allocated	1 400	1 268	132	1 096	945	151	791	825	-34
INCOME	6 558	10 422	-3 864	7 416	9 790	-2 374	7 436	9 551	-2 115
Compensation of employees	941	951	-10	1 052	1 092	-40	838	899	-61
Investment Income	5 617	9 471	-3 854	6 363	8 698	-2 334	6 598	8 652	-2 054
CURRENT TRANSFERS	1 214	5 059	-3 846	1 310	4 219	-2 910	1 224	3 753	-2 530
CURRENT ACCOUNT	78 258	84 039	-5 780	89 127	80 035	9 092	95 649	83 182	12 467
CURRENT + CAPITAL ACCOUNT	:	:	:	:	:	:	:	:	:

13.4.

Reporter: Italy

Partner: Intra EUR12

(Mio ECU)

	1992			1993			1994		
	Credit	Debit	Net	Credit	Debit	Net	Credit	Debit	Net
GOODS	79 753	78 960	794	77 743	63 926	13 817	85 605	72 303	13 302
SERVICES	22 174	26 221	-4 046	23 264	24 041	-777	23 433	24 128	-695
Transportation	3 046	7 455	-4 409	3 599	7 550	-3 951	3 843	8 680	-4 837
Sea transport	1 791	4 618	-2 827	2 183	4 637	-2 453	2 408	5 603	-3 195
Air transport	485	1 498	-1 013	695	1 391	-696	702	1 623	-921
Other transportation	770	1 340	-570	721	1 523	-802	733	1 454	-721
Travel	10 038	8 097	1 941	11 011	6 611	4 399	11 947	5 724	6 223
Other services	6 775	8 739	-1 963	7 061	8 643	-1 582	6 355	8 349	-1 993
Communications services	40	269	-228	51	192	-141	87	212	-125
Construction services	667	368	298	702	374	328	735	413	321
Insurance services	501	548	-47	516	625	-110	603	820	-217
Financial services	2 067	3 254	-1 186	2 588	3 193	-605	1 588	2 308	-720
Computer and information services	67	143	-75	58	139	-82	64	104	-40
Royalties and licence fees	143	468	-325	152	468	-316	267	572	-305
Other business services	2 918	3 343	-424	2 675	3 335	-660	2 622	3 637	-1 016
Personal, cultural and recreational	170	281	-110	142	226	-83	210	232	-22
Government services, n i e	202	66	136	177	90	87	180	50	131
Services not allocated	2 315	1 929	385	1 593	1 237	356	1 288	1 376	-88
INCOME	14 427	26 314	-11 887	18 345	29 685	-11 340	16 443	26 815	-10 372
Compensation of employees	709	596	113	596	574	23	654	461	193
Investment Income	13 718	25 718	-11 999	17 749	29 111	-11 362	15 789	26 354	-10 565
CURRENT TRANSFERS	8 355	10 375	-2 020	8 930	13 441	-4 511	7 037	10 794	-3 756
CURRENT ACCOUNT	124 709	141 869	-17 159	128 282	131 093	-2 811	132 518	134 040	-1 522
CURRENT + CAPITAL ACCOUNT	:	:	:	:	:	:	:	:	:

13.5.
Reporter: Italy
Partner: Extra EUR12

(Mio ECU)

	1992			1993			1994		
	Credit	Debit	Net	Credit	Debit	Net	Credit	Debit	Net
GOODS	57 721	55 803	1 918	66 674	52 165	14 510	73 793	57 108	16 685
SERVICES	19 141	19 838	-697	20 331	20 142	189	20 538	19 468	1 070
Transportation	5 529	5 706	-177	6 524	6 144	380	6 796	6 910	-113
Sea transport	4 282	4 622	-340	5 281	5 018	263	5 610	5 595	14
Air transport	941	1 045	-103	901	1 080	-179	851	1 271	-420
Other transportation	306	39	267	342	46	296	336	43	292
Travel	6 249	5 480	769	7 132	5 498	1 634	7 510	4 605	2 905
Other services	5 865	7 295	-1 430	5 490	7 405	-1 915	5 370	7 021	-1 651
Communications services	124	107	17	184	210	-26	174	317	-144
Construction services	1 193	467	726	1 302	567	735	1 415	515	901
Insurance services	305	464	-159	546	382	164	669	362	307
Financial services	1 241	2 032	-791	1 208	1 918	-710	909	1 718	-809
Computer and information services	142	79	64	67	190	-123	54	235	-180
Royalties and licence fees	219	1 000	-782	246	881	-635	267	876	-609
Other business services	2 066	2 628	-562	1 575	2 707	-1 132	1 530	2 453	-923
Personal, cultural and recreational	89	451	-362	74	468	-394	106	459	-353
Government services, n i e	486	68	418	290	84	206	246	85	161
Services not allocated	1 498	1 356	141	1 184	1 094	90	862	933	-71
INCOME	6 801	10 842	-4 041	7 585	10 142	-2 558	7 548	9 794	-2 247
Compensation of employees	962	980	-18	1 081	1 131	-50	864	926	-63
Investment Income	5 839	9 862	-4 023	6 504	9 011	-2 507	6 684	8 868	-2 184
CURRENT TRANSFERS	1 259	5 095	-3 836	1 361	4 251	-2 890	1 281	3 783	-2 503
CURRENT ACCOUNT	84 922	91 578	-6 656	95 951	86 701	9 250	103 159	90 154	13 006
CURRENT + CAPITAL ACCOUNT	:	:	:	:	:	:	:	:	:

13.6.
Reporter: Italy
Partner: EFTA

(Mio ECU)

	1992			1993			1994		
	Credit	Debit	Net	Credit	Debit	Net	Credit	Debit	Net
GOODS	6 053	7 158	-1 105	6 386	7 110	-724	6 749	7 529	-780
SERVICES	3 293	3 287	6	3 221	3 611	-390	3 109	2 469	640
Transportation	693	249	444	750	239	511	830	257	573
Sea transport	484	78	406	555	86	469	581	98	483
Air transport	83	148	-65	79	129	-50	115	137	-21
Other transportation	126	23	103	116	25	92	133	22	111
Travel	1 170	1 306	-136	1 345	1 742	-397	1 375	716	659
Other services	1 178	1 537	-359	905	1 498	-594	768	1 376	-607
Communications services	7	10	-3	7	31	-24	15	45	-30
Construction services	217	98	120	161	128	33	102	83	19
Insurance services	65	130	-66	83	116	-33	46	137	-91
Financial services	251	553	-302	222	482	-260	205	421	-216
Computer and information services	5	19	-14	10	14	-4	11	14	-3
Royalties and licence fees	33	106	-72	55	105	-50	39	97	-59
Other business services	578	566	12	348	583	-234	329	506	-177
Personal, cultural and recreational	15	53	-38	15	31	-16	21	45	-24
Government services, n i e	7	3	4	3	7	-4	1	28	-27
Services not allocated	252	195	57	222	132	90	136	121	16
INCOME	1 582	2 084	-502	1 377	1 918	-542	1 496	1 512	-16
Compensation of employees	579	170	409	678	190	489	525	196	329
Investment Income	1 004	1 915	-911	699	1 729	-1 030	971	1 316	-345
CURRENT TRANSFERS	752	149	603	828	126	702	806	215	591
CURRENT ACCOUNT	11 681	12 678	-998	11 812	12 765	-953	12 161	11 726	435
CURRENT + CAPITAL ACCOUNT	:	:	:	:	:	:	:	:	:

13.7.

Reporter: Italy

Partner: Other European Countries

(Mio ECU)

	1992			1993			1994		
	Credit	Debit	Net	Credit	Debit	Net	Credit	Debit	Net
GOODS	9 251	8 229	1 021	10 957	8 319	2 638	12 466	10 713	1 753
SERVICES	617	1 161	-543	887	1 491	-605	712	1 507	-794
Transportation	227	532	-305	311	660	-349	259	766	-506
Sea transport	154	467	-313	200	580	-380	181	690	-509
Air transport	32	59	-27	35	71	-36	33	69	-36
Other transportation	41	6	35	76	9	67	46	7	39
Travel	220	185	35	358	204	154	243	116	127
Other services	129	380	-251	194	577	-383	180	527	-348
Communications services	0	0	0	0	3	-2	3	4	-1
Construction services	64	33	31	80	53	28	98	58	40
Insurance services	13	9	4	16	15	1	21	14	7
Financial services	39	75	-36	92	90	2	58	82	-24
Computer and information services	2	2	1	1	3	-2	1	2	0
Royalties and licence fees	5	6	-1	12	8	4	11	9	2
Other business services	1	117	-116	-13	153	-167	-20	162	-182
Personal, cultural and recreational	4	136	-133	3	248	-245	5	193	-189
Government services, n i e	2	3	-1	3	4	-2	3	4	-1
Services not allocated	41	63	-22	24	51	-27	31	98	-67
INCOME	199	168	31	474	196	278	415	147	268
Compensation of employees	13	29	-15	16	20	-5	17	23	-7
Investment Income	186	139	46	458	175	283	399	124	275
CURRENT TRANSFERS	22	373	-352	24	268	-244	23	193	-170
CURRENT ACCOUNT	10 089	9 932	157	12 342	10 274	2 068	13 616	12 560	1 056
CURRENT + CAPITAL ACCOUNT	:	:	:	:	:	:	:	:	:

13.8.

Reporter: Italy

Partner: Czech Republic

(Mio ECU)

	1992			1993			1994		
	Credit	Debit	Net	Credit	Debit	Net	Credit	Debit	Net
GOODS	642	617	25	538	440	98	721	562	159
SERVICES	24	30	-6	36	30	6	32	33	-1
Transportation	9	1	8	15	1	14	7	1	6
Sea transport	1	0	1	3	0	3	2	0	2
Air transport	0	1	-1	0	1	0	0	1	0
Other transportation	8	0	8	12	0	12	4	0	4
Travel	8	13	-5	8	13	-5	12	10	1
Other services	5	13	-8	11	14	-3	9	20	-11
Communications services	0	0	0	0	0	0	0	1	-1
Construction services	0	0	0	1	1	0	2	1	0
Insurance services	0	0	0	1	0	1	0	0	0
Financial services	2	5	-3	2	4	-2	2	4	-2
Computer and information services	0	0	0	0	0	0	0	0	0
Royalties and licence fees	1	0	1	0	0	0	0	0	0
Other business services	1	6	-5	6	7	-1	3	12	-10
Personal, cultural and recreational	0	1	-1	1	2	-1	1	1	0
Government services, n i e	1	0	1	0	0	0	0	0	0
Services not allocated	1	2	-1	1	1	0	5	2	3
INCOME	3	9	-6	6	10	-4	4	5	-1
Compensation of employees	1	1	0	0	1	-1	1	1	0
Investment Income	3	9	-6	6	8	-3	4	4	0
CURRENT TRANSFERS	1	1	-1	0	1	0	1	1	0
CURRENT ACCOUNT	670	657	13	580	480	100	759	600	158
CURRENT + CAPITAL ACCOUNT	:	:	:	:	:	:	:	:	:

13.9.
Reporter: Italy
Partner: Hungary

	<i>(Mio ECU)</i>								
	1992			1993			1994		
	Credit	Debit	Net	Credit	Debit	Net	Credit	Debit	Net
GOODS	630	742	-112	852	653	200	992	811	181
SERVICES	24	48	-25	24	42	-17	32	51	-19
Transportation	8	4	4	6	3	2	5	8	-3
Sea transport	3	0	3	1	0	1	1	0	1
Air transport	0	4	-3	0	3	-2	0	8	-7
Other transportation	5	0	4	4	1	3	4	1	3
Travel	7	12	-5	9	10	0	10	8	2
Other services	7	29	-22	8	26	-18	11	26	-16
Communications services	0	0	0	0	0	0	0	0	0
Construction services	0	2	-1	1	2	0	1	1	0
Insurance services	0	1	0	1	0	1	3	0	3
Financial services	3	6	-3	2	6	-4	2	5	-3
Computer and information services	0	0	0	0	0	0	0	0	0
Royalties and licence fees	1	2	-1	0	2	-2	0	1	-1
Other business services	2	18	-16	3	13	-10	4	14	-10
Personal, cultural and recreational	0	1	-1	0	3	-3	0	4	-4
Government services, n i e	0	0	0	0	0	0	0	0	0
Services not allocated	2	3	-1	2	3	-1	6	8	-2
INCOME	9	19	-10	7	14	-7	4	9	-4
Compensation of employees	1	2	-1	1	2	-1	1	2	-1
Investment Income	9	17	-9	6	12	-6	3	7	-4
CURRENT TRANSFERS	1	1	0	1	1	0	1	1	0
CURRENT ACCOUNT	664	810	-146	885	709	176	1 029	872	158
CURRENT + CAPITAL ACCOUNT	:	:	:	:	:	:	:	:	:

13.10.
Reporter: Italy
Partner: Poland

	<i>(Mio ECU)</i>								
	1992			1993			1994		
	Credit	Debit	Net	Credit	Debit	Net	Credit	Debit	Net
GOODS	884	686	198	1 283	707	576	1 486	772	714
SERVICES	37	43	-6	62	54	8	61	39	22
Transportation	20	2	18	35	2	33	18	3	14
Sea transport	4	0	4	3	0	2	5	1	4
Air transport	1	1	-1	1	1	-1	1	2	-1
Other transportation	15	1	14	32	1	32	12	0	12
Travel	6	16	-10	8	30	-21	10	5	5
Other services	9	21	-12	17	19	-2	32	18	14
Communications services	0	0	0	0	0	0	0	0	0
Construction services	3	4	-1	2	3	-1	6	2	4
Insurance services	1	1	1	3	0	2	3	1	2
Financial services	5	6	-1	6	5	1	2	5	-2
Computer and information services	0	0	0	0	0	0	0	0	0
Royalties and licence fees	0	0	0	0	0	0	4	0	4
Other business services	0	11	-10	4	10	-5	15	9	6
Personal, cultural and recreational	0	0	0	0	0	0	0	0	0
Government services, n i e	0	0	0	0	0	0	0	0	0
Services not allocated	1	3	-2	1	3	-2	1	12	-11
INCOME	18	10	7	30	12	18	18	10	7
Compensation of employees	0	3	-3	1	3	-2	2	3	-1
Investment Income	17	7	10	29	9	20	16	8	8
CURRENT TRANSFERS	0	2	-1	1	2	0	1	2	-1
CURRENT ACCOUNT	939	741	198	1 375	773	602	1 566	824	743
CURRENT + CAPITAL ACCOUNT	:	:	:	:	:	:	:	:	:

13.11.

Reporter: Italy

Partner: Russia

(Mio ECU)

	1992			1993			1994		
	Credit	Debit	Net	Credit	Debit	Net	Credit	Debit	Net
GOODS	2 071	2 811	-739	1 472	3 001	-1 528	1 829	3 649	-1 820
SERVICES	102	301	-198	174	442	-268	122	391	-269
Transportation	28	244	-216	46	350	-304	37	334	-297
Sea transport	16	232	-216	31	322	-291	26	323	-298
Air transport	11	11	0	10	24	-14	7	9	-2
Other transportation	1	1	0	5	4	1	4	2	3
Travel	5	9	-3	7	14	-7	8	4	5
Other services	61	47	14	120	72	48	73	51	21
Communications services	0	0	0	0	0	0	0	1	-1
Construction services	36	11	24	37	29	8	33	9	24
Insurance services	3	3	0	4	4	-1	4	4	0
Financial services	10	4	6	51	6	45	27	11	16
Computer and information services	1	1	1	0	1	-1	0	0	0
Royalties and licence fees	1	0	1	7	0	7	1	1	0
Other business services	10	26	-16	20	28	-8	7	24	-17
Personal, cultural and recreational	0	2	-2	0	2	-2	0	1	0
Government services, n i e	0	0	0	0	0	0	0	0	0
Services not allocated	8	1	7	1	6	-5	4	2	2
INCOME	52	10	43	305	26	280	309	26	283
Compensation of employees	2	2	0	3	3	0	1	5	-4
Investment Income	50	7	43	303	23	280	308	21	286
CURRENT TRANSFERS	3	2	1	5	4	1	8	4	4
CURRENT ACCOUNT	2 229	3 123	-894	1 956	3 473	-1 517	2 268	4 070	-1 802
CURRENT + CAPITAL ACCOUNT	:	:	:	:	:	:	:	:	:

13.12.

Reporter: Italy

Partner: Turkey

(Mio ECU)

	1992			1993			1994		
	Credit	Debit	Net	Credit	Debit	Net	Credit	Debit	Net
GOODS	1 552	687	865	2 272	618	1 653	1 606	853	754
SERVICES	48	186	-138	38	222	-184	80	262	-182
Transportation	15	100	-85	22	130	-108	30	152	-122
Sea transport	12	75	-63	17	109	-92	24	131	-108
Air transport	2	25	-23	4	21	-17	5	20	-15
Other transportation	1	0	1	2	1	1	1	0	1
Travel	10	42	-32	16	25	-9	12	15	-4
Other services	20	41	-20	-5	65	-70	33	89	-55
Communications services	0	0	0	0	1	-1	0	0	0
Construction services	4	1	3	7	3	4	22	24	-2
Insurance services	5	2	2	3	2	1	2	5	-3
Financial services	3	12	-9	5	15	-10	6	15	-9
Computer and information services	0	0	0	0	1	-1	0	0	0
Royalties and licence fees	1	0	1	3	0	3	4	3	1
Other business services	7	25	-18	-24	42	-66	-2	41	-43
Personal, cultural and recreational	0	0	0	0	0	0	0	0	0
Government services, n i e	0	0	0	0	0	0	0	0	0
Services not allocated	3	3	0	5	1	3	5	7	-1
INCOME	6	4	2	10	4	5	28	3	25
Compensation of employees	1	2	-1	2	3	-1	1	1	0
Investment Income	4	2	3	7	2	6	26	1	25
CURRENT TRANSFERS	2	2	0	2	3	-1	2	2	0
CURRENT ACCOUNT	1 609	880	729	2 321	847	1 474	1 716	1 119	596
CURRENT + CAPITAL ACCOUNT	:	:	:	:	:	:	:	:	:

13.13.
Reporter: Italy
Partner: Africa

	<i>(Mio ECU)</i>								
	1992			1993			1994		
	Credit	Debit	Net	Credit	Debit	Net	Credit	Debit	Net
GOODS	5 585	9 226	-3 641	5 978	8 410	-2 433	5 792	8 873	-3 081
SERVICES	717	1 346	-630	680	1 501	-820	649	1 407	-758
Transportation	194	868	-673	190	977	-787	231	987	-755
Sea transport	169	786	-617	156	907	-752	199	924	-725
Air transport	22	81	-59	30	70	-40	26	63	-36
Other transportation	3	0	3	5	0	4	6	0	6
Travel	77	240	-163	95	195	-100	92	170	-78
Other services	416	183	233	368	249	119	295	209	86
Communications services	1	2	-1	1	14	-13	0	18	-18
Construction services	160	38	122	188	50	138	134	56	78
Insurance services	13	15	-2	21	14	7	19	14	4
Financial services	24	46	-22	22	41	-19	15	43	-28
Computer and information services	40	0	40	12	6	6	8	0	8
Royalties and licence fees	2	5	-3	2	19	-17	4	11	-7
Other business services	110	59	51	98	77	21	92	56	36
Personal, cultural and recreational	0	1	0	1	4	-3	0	3	-3
Government services, n i e	66	18	48	25	25	0	23	7	16
Services not allocated	29	56	-26	27	80	-53	30	42	-12
INCOME	96	146	-49	130	118	12	119	72	47
Compensation of employees	35	52	-17	36	25	11	33	18	15
Investment Income	61	93	-32	93	93	1	86	54	32
CURRENT TRANSFERS	36	28	9	35	35	1	28	26	2
CURRENT ACCOUNT	6 434	10 746	-4 312	6 823	10 064	-3 241	6 588	10 378	-3 790
CURRENT + CAPITAL ACCOUNT	:	:	:	:	:	:	:	:	:

13.14.
Reporter: Italy
Partner: North African Countries

	<i>(Mio ECU)</i>								
	1992			1993			1994		
	Credit	Debit	Net	Credit	Debit	Net	Credit	Debit	Net
GOODS	3 767	6 007	-2 240	4 058	5 499	-1 441	3 870	5 653	-1 783
SERVICES	279	840	-561	310	966	-656	281	873	-593
Transportation	94	577	-483	93	651	-557	91	627	-536
Sea transport	81	533	-453	74	609	-534	75	594	-519
Air transport	11	43	-32	16	42	-26	13	33	-21
Other transportation	2	0	1	3	0	3	3	0	3
Travel	32	170	-138	37	147	-109	27	94	-68
Other services	136	79	57	167	115	52	138	125	13
Communications services	0	0	0	0	12	-11	0	15	-15
Construction services	75	12	62	114	23	90	80	34	45
Insurance services	6	8	-2	6	9	-4	9	7	1
Financial services	15	30	-15	15	29	-14	9	28	-19
Computer and information services	0	0	0	0	0	0	0	0	0
Royalties and licence fees	1	0	1	1	0	1	1	0	1
Other business services	39	27	12	31	38	-6	39	37	1
Personal, cultural and recreational	0	0	0	0	3	-3	0	3	-3
Government services, n i e	0	1	-1	0	0	0	1	0	0
Services not allocated	17	14	3	13	54	-41	25	27	-2
INCOME	60	33	28	74	30	44	76	30	46
Compensation of employees	13	11	2	13	8	5	15	6	9
Investment Income	47	22	25	61	22	39	61	24	37
CURRENT TRANSFERS	17	12	5	14	16	-2	14	10	4
CURRENT ACCOUNT	4 123	6 891	-2 768	4 456	6 511	-2 055	4 240	6 566	-2 327
CURRENT + CAPITAL ACCOUNT	:	:	:	:	:	:	:	:	:

13.15.

Reporter: Italy

Partner: Morocco

(Mio ECU)

	1992			1993			1994		
	Credit	Debit	Net	Credit	Debit	Net	Credit	Debit	Net
GOODS	425	261	164	453	238	215	506	284	222
SERVICES	46	77	-31	46	97	-51	32	113	-82
Transportation	30	33	-3	30	38	-8	20	44	-24
Sea transport	29	23	6	29	29	1	19	35	-16
Air transport	1	10	-9	1	10	-9	1	9	-8
Other transportation	0	0	0	0	0	0	0	0	0
Travel	2	35	-32	6	36	-31	3	30	-27
Other services	12	7	6	8	20	-12	7	36	-28
Communications services	0	0	0	0	2	-2	0	4	-4
Construction services	7	0	7	7	6	0	5	13	-9
Insurance services	0	0	-1	-1	1	-2	-1	1	-2
Financial services	1	3	-2	2	2	-1	1	3	-2
Computer and information services	0	0	0	0	0	0	0	0	0
Royalties and licence fees	0	0	0	0	0	0	0	0	0
Other business services	4	2	2	1	7	-6	2	11	-9
Personal, cultural and recreational	0	0	0	0	2	-2	0	3	-3
Government services, n i e	0	0	0	0	0	0	0	0	0
Services not allocated	2	3	-1	2	3	-1	1	4	-3
INCOME	3	4	-1	7	2	5	7	1	6
Compensation of employees	1	1	-1	0	1	0	1	1	0
Investment Income	2	2	0	6	1	5	7	0	6
CURRENT TRANSFERS	1	3	-2	0	3	-2	1	4	-3
CURRENT ACCOUNT	475	345	130	506	339	166	545	402	143
CURRENT + CAPITAL ACCOUNT	:	:	:	:	:	:	:	:	:

13.16.

Reporter: Italy

Partner: Other African Countries

(Mio ECU)

	1992			1993			1994		
	Credit	Debit	Net	Credit	Debit	Net	Credit	Debit	Net
GOODS	1 818	3 219	-1 401	1 920	2 911	-992	1 922	3 220	-1 298
SERVICES	438	507	-69	370	535	-164	368	533	-165
Transportation	101	291	-190	97	326	-230	140	359	-219
Sea transport	89	253	-164	81	299	-217	124	330	-206
Air transport	11	38	-27	14	28	-14	14	29	-16
Other transportation	1	0	1	2	0	2	3	0	3
Travel	45	70	-25	58	48	10	66	75	-10
Other services	280	103	177	202	134	68	157	84	73
Communications services	1	1	0	0	2	-2	0	3	-3
Construction services	85	25	60	74	26	48	54	22	33
Insurance services	7	7	0	15	4	11	10	7	3
Financial services	9	15	-7	7	12	-5	6	15	-9
Computer and information services	40	0	40	12	6	6	8	0	8
Royalties and licence fees	1	5	-4	1	18	-17	3	11	-8
Other business services	70	32	38	66	39	27	53	19	34
Personal, cultural and recreational	0	0	0	1	1	0	0	0	0
Government services, n i e	66	17	50	25	25	0	22	7	16
Services not allocated	13	42	-29	14	26	-12	5	15	-10
INCOME	36	113	-77	56	88	-32	43	42	1
Compensation of employees	22	42	-19	24	17	7	18	12	6
Investment Income	14	71	-58	32	71	-39	25	30	-5
CURRENT TRANSFERS	19	16	3	21	19	2	14	16	-2
CURRENT ACCOUNT	2 311	3 854	-1 543	2 367	3 553	-1 186	2 348	3 811	-1 464
CURRENT + CAPITAL ACCOUNT	:	:	:	:	:	:	:	:	:

13.17.
Reporter: Italy
Partner: America

(Mio ECU)

	1992			1993			1994		
	Credit	Debit	Net	Credit	Debit	Net	Credit	Debit	Net
GOODS	14 564	11 369	3 195	17 525	9 867	7 658	20 046	10 364	9 682
SERVICES	10 966	9 832	1 134	11 504	9 396	2 109	11 698	9 730	1 968
Transportation	3 633	2 328	1 305	4 136	2 341	1 794	4 118	2 735	1 383
Sea transport	2 991	1 817	1 174	3 622	1 787	1 835	3 692	2 012	1 680
Air transport	592	509	83	456	552	-96	358	719	-360
Other transportation	51	3	48	58	3	56	68	5	63
Travel	3 595	2 904	690	3 996	2 651	1 345	4 346	3 003	1 343
Other services	2 828	3 917	-1 089	2 692	3 828	-1 136	2 803	3 558	-755
Communications services	95	88	7	170	155	15	144	239	-94
Construction services	533	191	343	606	247	359	698	215	483
Insurance services	193	271	-78	303	196	107	436	160	276
Financial services	575	725	-149	528	732	-205	386	669	-283
Computer and information services	53	49	4	11	154	-142	11	209	-198
Royalties and licence fees	127	818	-691	112	680	-568	142	655	-513
Other business services	1 091	1 486	-394	850	1 450	-600	857	1 172	-315
Personal, cultural and recreational	59	252	-193	46	173	-127	70	197	-127
Government services, n i e	101	39	62	66	42	24	59	43	16
Services not allocated	910	682	228	680	575	105	431	434	-3
INCOME	3 203	4 878	-1 675	3 906	5 856	-1 950	4 193	6 416	-2 223
Compensation of employees	255	622	-366	265	785	-520	207	598	-390
Investment Income	2 947	4 256	-1 309	3 641	5 071	-1 430	3 986	5 818	-1 832
CURRENT TRANSFERS	308	1 574	-1 266	340	1 393	-1 053	287	1 104	-817
CURRENT ACCOUNT	29 041	27 652	1 389	33 275	26 510	6 764	36 224	27 613	8 611
CURRENT + CAPITAL ACCOUNT	:	:	:	:	:	:	:	:	:

13.18.
Reporter: Italy
Partner: Canada

(Mio ECU)

	1992			1993			1994		
	Credit	Debit	Net	Credit	Debit	Net	Credit	Debit	Net
GOODS	1 001	1 040	-39	1 193	943	250	1 463	1 107	356
SERVICES	430	309	121	506	334	172	460	329	131
Transportation	79	120	-41	81	179	-97	62	169	-107
Sea transport	39	90	-50	44	130	-86	49	125	-76
Air transport	35	30	6	31	49	-17	9	44	-35
Other transportation	4	0	4	6	0	6	4	0	4
Travel	303	97	205	377	71	306	335	64	271
Other services	24	69	-45	36	76	-40	46	85	-38
Communications services	0	10	-10	0	7	-6	1	10	-9
Construction services	2	2	-1	6	2	4	2	3	-1
Insurance services	-4	2	-6	0	12	-12	9	14	-5
Financial services	11	17	-6	13	16	-3	17	20	-2
Computer and information services	0	2	-2	0	2	-2	1	3	-2
Royalties and licence fees	1	8	-7	2	4	-2	1	3	-2
Other business services	13	22	-9	12	31	-19	11	29	-18
Personal, cultural and recreational	1	4	-3	1	1	0	1	1	0
Government services, n i e	0	1	-1	1	1	0	2	0	2
Services not allocated	25	23	1	12	8	3	16	11	5
INCOME	49	67	-18	99	69	30	118	65	53
Compensation of employees	6	19	-13	3	21	-18	6	15	-8
Investment Income	43	48	-5	95	48	48	111	50	61
CURRENT TRANSFERS	13	261	-248	11	224	-213	10	207	-196
CURRENT ACCOUNT	1 494	1 677	-184	1 809	1 571	238	2 051	1 708	343
CURRENT + CAPITAL ACCOUNT	:	:	:	:	:	:	:	:	:

13.19.

Reporter: Italy

Partner: USA

(Mio ECU)

	1992			1993			1994		
	Credit	Debit	Net	Credit	Debit	Net	Credit	Debit	Net
GOODS	9 775	7 122	2 653	11 357	6 206	5 150	12 683	6 024	6 660
SERVICES	9 850	8 839	1 010	10 290	8 223	2 067	10 409	8 387	2 022
Transportation	3 262	1 808	1 454	3 752	1 690	2 062	3 704	2 058	1 646
Sea transport	2 692	1 406	1 286	3 316	1 267	2 049	3 361	1 461	1 900
Air transport	527	399	129	389	421	-32	288	592	-304
Other transportation	42	3	39	47	2	45	55	5	50
Travel	3 212	2 740	471	3 509	2 520	989	3 918	2 891	1 027
Other services	2 571	3 683	-1 112	2 414	3 506	-1 092	2 467	3 166	-699
Communications services	94	76	18	170	145	24	139	199	-60
Construction services	481	177	304	552	236	316	649	201	448
Insurance services	148	252	-104	228	130	98	275	61	214
Financial services	519	637	-118	474	602	-128	339	535	-196
Computer and information services	50	46	4	11	151	-141	9	206	-197
Royalties and licence fees	113	807	-694	90	672	-581	134	647	-513
Other business services	1 065	1 418	-352	827	1 373	-547	818	1 087	-270
Personal, cultural and recreational	57	237	-180	43	160	-117	67	191	-124
Government services, n i e	43	32	11	19	36	-17	36	37	-1
Services not allocated	805	609	197	615	506	109	321	273	47
INCOME	2 977	4 491	-1 514	3 564	5 148	-1 584	3 681	5 624	-1 943
Compensation of employees	236	573	-337	242	749	-507	181	570	-389
Investment Income	2 741	3 918	-1 177	3 322	4 399	-1 077	3 500	5 054	-1 554
CURRENT TRANSFERS	260	1 199	-939	294	1 108	-813	248	830	-583
CURRENT ACCOUNT	22 861	21 651	1 210	25 505	20 684	4 821	27 021	20 866	6 155
CURRENT + CAPITAL ACCOUNT	:	:	:	:	:	:	:	:	:

13.20.

Reporter: Italy

Partner: Central American Countries

(Mio ECU)

	1992			1993			1994		
	Credit	Debit	Net	Credit	Debit	Net	Credit	Debit	Net
GOODS	1 365	545	820	1 928	340	1 589	1 830	383	1 447
SERVICES	231	214	16	261	355	-94	246	363	-117
Transportation	100	102	-1	101	151	-50	85	151	-66
Sea transport	94	95	-1	94	140	-46	79	138	-59
Air transport	5	7	-2	6	11	-5	5	13	-8
Other transportation	2	0	2	1	0	1	1	0	1
Travel	21	25	-4	35	31	4	26	26	0
Other services	87	70	16	105	144	-39	112	152	-40
Communications services	0	0	0	0	0	0	0	7	-7
Construction services	19	3	16	20	2	17	27	4	23
Insurance services	37	7	29	56	43	14	65	44	21
Financial services	28	45	-16	26	88	-62	14	79	-65
Computer and information services	3	0	3	0	0	0	0	0	0
Royalties and licence fees	2	1	1	2	1	1	3	1	2
Other business services	-10	13	-22	-4	10	-13	-4	14	-18
Personal, cultural and recreational	1	1	0	0	1	0	1	1	-1
Government services, n i e	7	2	5	5	0	4	4	1	3
Services not allocated	23	18	5	20	29	-9	22	33	-11
INCOME	133	274	-141	174	598	-424	220	673	-453
Compensation of employees	5	8	-3	11	3	8	10	3	6
Investment Income	128	266	-138	163	595	-433	211	670	-460
CURRENT TRANSFERS	8	14	-6	13	7	6	8	6	2
CURRENT ACCOUNT	1 737	1 047	690	2 376	1 300	1 077	2 304	1 425	879
CURRENT + CAPITAL ACCOUNT	:	:	:	:	:	:	:	:	:

13.21.
Reporter: Italy
Partner: South American Countries

(Mio ECU)

	1992			1993			1994		
	Credit	Debit	Net	Credit	Debit	Net	Credit	Debit	Net
GOODS	2 423	2 663	-239	3 046	2 377	669	4 070	2 850	1 220
SERVICES	455	469	-13	447	484	-37	583	650	-67
Transportation	193	299	-107	202	321	-120	267	357	-90
Sea transport	165	226	-61	168	250	-83	203	287	-85
Air transport	24	73	-49	30	71	-41	57	70	-13
Other transportation	4	0	4	4	0	4	8	0	8
Travel	59	42	17	75	29	47	67	22	45
Other services	146	95	51	137	102	35	178	156	22
Communications services	0	1	-1	0	3	-2	5	23	-18
Construction services	32	8	23	28	7	21	20	7	13
Insurance services	13	10	3	18	12	7	87	40	46
Financial services	16	26	-10	15	27	-12	15	35	-20
Computer and information services	0	0	0	0	0	0	1	0	0
Royalties and licence fees	11	2	9	17	3	14	3	3	-1
Other business services	23	33	-10	15	35	-20	32	41	-9
Personal, cultural and recreational	1	10	-9	1	10	-9	1	3	-2
Government services, n i e	50	4	47	41	4	37	16	4	12
Services not allocated	57	33	25	34	32	2	72	116	-44
INCOME	44	46	-3	69	41	29	175	53	121
Compensation of employees	9	22	-13	9	12	-4	10	9	1
Investment Income	34	24	11	61	29	32	165	44	121
CURRENT TRANSFERS	28	100	-72	22	54	-32	21	61	-40
CURRENT ACCOUNT	2 950	3 278	-328	3 585	2 956	629	4 848	3 614	1 234
CURRENT + CAPITAL ACCOUNT	:	:	:	:	:	:	:	:	:

13.22.
Reporter: Italy
Partner: Argentina

(Mio ECU)

	1992			1993			1994		
	Credit	Debit	Net	Credit	Debit	Net	Credit	Debit	Net
GOODS	659	429	230	833	414	420	1 180	530	650
SERVICES	144	88	56	137	105	32	137	118	19
Transportation	44	50	-6	57	62	-5	75	73	1
Sea transport	39	37	3	43	49	-5	56	61	-5
Air transport	4	13	-9	12	13	-1	16	13	3
Other transportation	0	0	0	1	0	1	3	0	3
Travel	12	3	9	12	4	9	13	3	10
Other services	57	25	32	55	30	26	40	37	3
Communications services	0	0	0	0	0	0	5	0	5
Construction services	4	3	1	10	1	9	5	1	4
Insurance services	8	6	2	14	7	7	11	10	1
Financial services	6	7	0	6	6	0	3	9	-5
Computer and information services	0	0	0	0	0	0	0	0	0
Royalties and licence fees	10	0	10	15	3	12	1	2	-1
Other business services	10	7	3	6	10	-4	11	14	-4
Personal, cultural and recreational	0	2	-1	0	3	-2	0	0	0
Government services, n i e	19	1	18	5	1	5	3	1	2
Services not allocated	31	10	21	12	9	3	9	4	5
INCOME	19	14	4	27	8	19	22	10	13
Compensation of employees	3	7	-5	2	3	0	3	3	0
Investment Income	16	7	9	25	5	19	19	6	13
CURRENT TRANSFERS	9	70	-61	7	21	-14	7	30	-23
CURRENT ACCOUNT	831	601	230	1 004	548	457	1 346	688	658
CURRENT + CAPITAL ACCOUNT	:	:	:	:	:	:	:	:	:

13.23.

Reporter: Italy
Partner: Brazil

	(Mio ECU)								
	1992			1993			1994		
	Credit	Debit	Net	Credit	Debit	Net	Credit	Debit	Net
GOODS	668	1 305	-637	926	1 182	-256	1 554	1 403	151
SERVICES	106	193	-87	113	202	-89	254	322	-68
Transportation	79	159	-80	64	161	-97	112	177	-65
Sea transport	68	114	-46	54	123	-69	76	136	-60
Air transport	9	45	-36	8	38	-30	32	41	-9
Other transportation	2	0	2	2	0	2	4	0	4
Travel	6	6	0	11	9	2	10	8	2
Other services	19	24	-5	29	25	4	85	46	39
Communications services	0	0	0	0	0	0	0	0	0
Construction services	0	1	-1	1	2	0	2	2	0
Insurance services	2	2	0	1	1	0	57	18	39
Financial services	3	8	-5	3	8	-5	5	10	-5
Computer and information services	0	0	0	0	0	0	0	0	0
Royalties and licence fees	0	0	0	2	0	2	1	0	1
Other business services	4	7	-3	4	10	-6	12	13	-1
Personal, cultural and recreational	0	5	-5	0	2	-2	0	0	0
Government services, n.i.e.	9	1	8	18	2	16	7	2	5
Services not allocated	2	4	-2	10	7	2	48	91	-44
INCOME	7	9	-2	11	10	1	132	19	113
Compensation of employees	1	5	-4	1	3	-2	1	2	-1
Investment Income	6	4	2	10	7	4	131	17	113
CURRENT TRANSFERS	4	9	-5	3	10	-7	3	10	-8
CURRENT ACCOUNT	785	1 516	-730	1 053	1 403	-350	1 942	1 755	188
CURRENT + CAPITAL ACCOUNT	:	:	:	:	:	:	:	:	:

13.24.

Reporter: Italy
Partner: Asia

	(Mio ECU)								
	1992			1993			1994		
	Credit	Debit	Net	Credit	Debit	Net	Credit	Debit	Net
GOODS	16 095	13 353	2 741	19 502	12 881	6 621	21 424	13 281	8 143
SERVICES	1 873	2 455	-582	2 222	2 460	-237	2 528	2 879	-351
Transportation	557	1 330	-772	796	1 506	-710	918	1 738	-820
Sea transport	350	1 170	-820	510	1 336	-826	620	1 531	-911
Air transport	185	159	26	262	169	93	276	207	69
Other transportation	23	0	22	23	1	23	22	0	21
Travel	418	193	225	498	175	323	577	169	407
Other services	737	669	68	793	683	111	902	860	41
Communications services	18	3	14	2	3	-1	7	8	-1
Construction services	185	85	101	229	66	162	350	80	270
Insurance services	31	30	2	23	19	4	64	29	35
Financial services	168	303	-136	223	300	-77	150	326	-177
Computer and information services	40	4	36	25	2	23	19	1	18
Royalties and licence fees	43	21	21	61	29	31	63	60	3
Other business services	235	215	20	220	254	-35	237	340	-102
Personal, cultural and recreational	8	3	5	5	7	-2	4	14	-10
Government services, n.i.e.	10	5	6	6	2	4	7	2	5
Services not allocated	160	263	-103	135	96	39	131	111	20
INCOME	593	1 756	-1 163	558	916	-358	728	992	-264
Compensation of employees	55	60	-5	54	54	0	54	47	7
Investment Income	538	1 696	-1 158	504	862	-358	673	945	-271
CURRENT TRANSFERS	48	42	6	48	48	1	46	52	-5
CURRENT ACCOUNT	18 608	17 605	1 003	22 331	16 304	6 027	24 726	17 204	7 523
CURRENT + CAPITAL ACCOUNT	:	:	:	:	:	:	:	:	:

13.25.
Reporter: Italy
Partner: Near and Middle East Countries

(Mio ECU)

	1992			1993			1994		
	Credit	Debit	Net	Credit	Debit	Net	Credit	Debit	Net
GOODS	6 166	3 550	2 616	6 676	3 320	3 357	6 523	2 836	3 687
SERVICES	547	545	2	596	550	46	783	634	148
Transportation	168	271	-103	214	323	-109	243	329	-86
Sea transport	135	255	-121	180	299	-119	213	286	-72
Air transport	21	15	5	23	23	0	20	43	-23
Other transportation	12	0	12	11	0	10	9	0	9
Travel	95	22	73	141	33	107	138	35	103
Other services	268	186	82	208	177	32	380	252	128
Communications services	7	0	6	1	1	0	4	3	2
Construction services	112	55	57	110	43	67	209	33	176
Insurance services	6	8	-2	6	8	-2	21	7	14
Financial services	18	56	-38	17	62	-45	34	84	-50
Computer and information services	39	3	36	23	0	23	19	0	18
Royalties and licence fees	1	1	-1	2	1	0	1	1	0
Other business services	84	60	25	48	60	-12	90	123	-33
Personal, cultural and recreational	0	0	0	0	0	0	1	1	0
Government services, n i e	1	2	-2	1	0	0	1	0	1
Services not allocated	16	66	-50	33	17	16	23	18	4
INCOME	50	57	-7	70	66	4	316	214	102
Compensation of employees	18	12	6	17	6	11	14	8	7
Investment Income	32	44	-13	53	60	-7	302	206	96
CURRENT TRANSFERS	15	10	5	15	11	4	13	8	5
CURRENT ACCOUNT	6 778	4 160	2 617	7 357	3 947	3 410	7 635	3 693	3 942
CURRENT + CAPITAL ACCOUNT	:	:	:	:	:	:	:	:	:

13.26.
Reporter: Italy
Partner: Other Near and Middle East Countries

(Mio ECU)

	1992			1993			1994		
	Credit	Debit	Net	Credit	Debit	Net	Credit	Debit	Net
GOODS	788	390	398	1 086	404	681	1 321	447	875
SERVICES	63	38	24	98	46	52	112	71	40
Transportation	18	12	7	21	16	5	31	26	5
Sea transport	14	8	6	17	12	5	28	18	10
Air transport	3	4	0	4	4	0	3	8	-6
Other transportation	1	0	1	1	0	1	1	0	1
Travel	33	7	25	66	12	54	69	17	51
Other services	7	16	-9	3	16	-13	9	25	-16
Communications services	0	0	0	0	0	0	0	0	0
Construction services	1	0	1	1	1	0	2	5	-4
Insurance services	2	0	1	1	0	1	1	1	0
Financial services	2	12	-10	2	10	-8	2	13	-10
Computer and information services	1	0	1	1	0	1	0	0	0
Royalties and licence fees	0	0	0	0	0	0	0	0	0
Other business services	1	3	-2	-2	5	-6	4	7	-2
Personal, cultural and recreational	0	0	0	0	0	0	0	0	0
Government services, n i e	0	0	0	0	0	0	0	0	0
Services not allocated	4	3	1	8	3	6	3	2	0
INCOME	5	4	1	9	3	6	6	5	1
Compensation of employees	2	1	1	3	1	2	3	1	2
Investment Income	3	3	0	6	3	4	3	4	-1
CURRENT TRANSFERS	3	2	1	3	4	0	3	2	1
CURRENT ACCOUNT	857	433	424	1 196	458	739	1 441	525	917
CURRENT + CAPITAL ACCOUNT	:	:	:	:	:	:	:	:	:

13.27.

Reporter: Italy

Partner: Other Asian Countries

(Mio ECU)

	1992			1993			1994		
	Credit	Debit	Net	Credit	Debit	Net	Credit	Debit	Net
GOODS	9 929	9 804	125	12 826	9 562	3 264	14 901	10 445	4 456
SERVICES	1 326	1 910	-584	1 626	1 909	-283	1 745	2 244	-499
Transportation	389	1 059	-669	581	1 183	-602	676	1 409	-733
Sea transport	215	915	-700	330	1 037	-707	407	1 245	-838
Air transport	164	144	21	238	146	93	256	163	93
Other transportation	10	0	10	13	0	13	12	0	12
Travel	323	171	152	357	141	216	439	134	305
Other services	469	483	-14	585	506	79	522	608	-86
Communications services	11	3	8	2	2	-1	3	5	-2
Construction services	73	30	43	118	23	95	141	46	94
Insurance services	25	21	4	18	11	7	42	22	21
Financial services	150	247	-97	205	237	-32	116	242	-126
Computer and information services	0	1	0	1	1	0	1	1	0
Royalties and licence fees	42	20	22	59	28	31	62	60	2
Other business services	150	155	-5	172	195	-23	147	216	-69
Personal, cultural and recreational	8	3	5	5	7	-2	4	14	-10
Government services, n i e	9	2	7	5	2	4	6	2	4
Services not allocated	144	197	-53	102	79	23	109	93	16
INCOME	543	1 699	-1 156	488	850	-362	412	778	-366
Compensation of employees	37	47	-11	38	48	-10	40	40	0
Investment Income	507	1 652	-1 145	451	802	-351	371	738	-367
CURRENT TRANSFERS	33	32	1	34	37	-3	33	43	-10
CURRENT ACCOUNT	11 830	13 445	-1 615	14 974	12 358	2 616	17 091	13 511	3 581
CURRENT + CAPITAL ACCOUNT	:	:	:	:	:	:	:	:	:

13.28.

Reporter: Italy

Partner: China

(Mio ECU)

	1992			1993			1994		
	Credit	Debit	Net	Credit	Debit	Net	Credit	Debit	Net
GOODS	1 154	1 961	-807	2 110	2 006	104	1 919	2 373	-454
SERVICES	48	169	-121	78	211	-133	99	271	-172
Transportation	14	149	-135	21	174	-153	29	213	-184
Sea transport	8	147	-139	15	169	-154	24	209	-185
Air transport	5	1	4	6	5	1	5	4	1
Other transportation	0	0	0	0	0	0	0	0	0
Travel	5	6	-2	2	12	-10	2	18	-16
Other services	27	12	14	54	24	30	69	38	31
Communications services	0	0	0	1	0	1	2	0	2
Construction services	9	0	8	27	2	25	43	4	39
Insurance services	2	2	0	2	2	0	3	3	0
Financial services	2	3	-1	2	4	-2	1	7	-6
Computer and information services	0	0	0	0	0	0	0	0	0
Royalties and licence fees	0	0	0	1	0	1	2	0	2
Other business services	14	7	7	21	17	4	17	24	-7
Personal, cultural and recreational	0	0	0	0	0	0	0	0	0
Government services, n i e	0	0	0	0	0	0	1	0	1
Services not allocated	3	2	1	1	1	0	0	2	-2
INCOME	6	8	-2	6	6	0	8	4	4
Compensation of employees	1	1	-1	2	3	-1	2	2	0
Investment Income	5	7	-1	5	3	1	6	1	5
CURRENT TRANSFERS	1	1	0	2	2	0	1	5	-4
CURRENT ACCOUNT	1 209	2 139	-930	2 195	2 225	-29	2 028	2 652	-625
CURRENT + CAPITAL ACCOUNT	:	:	:	:	:	:	:	:	:

13.29.
Reporter: Italy
Partner: India

(Mio ECU)

	1992			1993			1994		
	Credit	Debit	Net	Credit	Debit	Net	Credit	Debit	Net
GOODS	374	542	-168	453	631	-178	596	765	-170
SERVICES	31	63	-33	45	88	-43	52	134	-81
Transportation	13	48	-35	29	70	-41	29	68	-39
Sea transport	11	47	-36	26	68	-42	25	67	-42
Air transport	2	1	1	3	2	1	3	0	3
Other transportation	0	0	0	0	0	0	0	0	0
Travel	3	6	-3	5	6	-2	6	7	-1
Other services	14	8	6	10	10	1	16	57	-42
Communications services	6	0	6	0	0	0	0	0	0
Construction services	2	3	-1	3	1	2	6	4	2
Insurance services	0	-1	1	1	1	0	1	1	0
Financial services	2	3	-1	1	5	-3	2	6	-4
Computer and information services	0	0	0	0	0	0	0	0	0
Royalties and licence fees	1	0	1	2	0	2	2	41	-39
Other business services	3	2	0	4	3	1	3	5	-2
Personal, cultural and recreational	0	1	-1	0	0	0	0	0	0
Government services, n i e	0	0	0	0	0	0	1	0	1
Services not allocated	1	2	-1	1	1	-1	2	2	0
INCOME	4	3	1	7	3	4	8	3	5
Compensation of employees	1	1	0	0	1	-1	0	1	-1
Investment Income	3	2	1	6	2	5	7	1	6
CURRENT TRANSFERS	1	2	-1	1	2	-1	1	2	-2
CURRENT ACCOUNT	409	610	-201	505	724	-219	656	904	-248
CURRENT + CAPITAL ACCOUNT	:	:	:	:	:	:	:	:	:

13.30.
Reporter: Italy
Partner: Japan

(Mio ECU)

	1992			1993			1994		
	Credit	Debit	Net	Credit	Debit	Net	Credit	Debit	Net
GOODS	2 641	3 121	-480	2 738	2 952	-215	3 405	3 015	390
SERVICES	884	877	7	962	649	313	954	754	200
Transportation	224	429	-205	299	339	-40	294	474	-181
Sea transport	86	377	-291	108	305	-196	102	425	-323
Air transport	133	52	81	187	35	152	188	49	139
Other transportation	5	0	5	4	0	4	3	0	3
Travel	254	99	155	263	38	226	337	40	296
Other services	295	264	31	363	234	129	250	203	47
Communications services	0	1	-1	0	1	-1	0	2	-2
Construction services	24	4	19	20	7	13	19	6	13
Insurance services	16	15	2	13	3	10	24	12	12
Financial services	115	144	-29	162	98	64	86	60	25
Computer and information services	0	0	0	1	1	0	0	0	0
Royalties and licence fees	38	19	19	49	26	23	50	17	33
Other business services	94	78	16	111	92	18	66	92	-26
Personal, cultural and recreational	7	1	6	4	4	0	3	13	-10
Government services, n i e	1	1	0	2	1	1	1	1	1
Services not allocated	110	85	25	37	38	-1	74	37	37
INCOME	402	1 356	-954	329	569	-240	251	550	-299
Compensation of employees	17	30	-12	22	27	-5	19	22	-2
Investment Income	385	1 326	-942	307	542	-235	232	529	-297
CURRENT TRANSFERS	15	8	7	17	7	9	15	7	8
CURRENT ACCOUNT	3 942	5 362	-1 420	4 045	4 177	-132	4 625	4 327	298
CURRENT + CAPITAL ACCOUNT	:	:	:	:	:	:	:	:	:

13.31.

Reporter: Italy

Partner: Australia, Oceania and Other Territories

(Mio ECU)

	1992			1993			1994		
	Credit	Debit	Net	Credit	Debit	Net	Credit	Debit	Net
GOODS	871	731	140	1 031	693	338	1 302	847	454
SERVICES	216	221	-4	265	191	75	353	240	114
Transportation	73	94	-21	158	111	47	234	141	93
Sea transport	64	81	-18	135	95	40	214	124	91
Air transport	7	13	-6	17	16	2	17	17	0
Other transportation	3	0	3	6	0	5	2	0	2
Travel	107	81	26	56	34	22	57	36	21
Other services	29	38	-9	44	37	7	30	43	-13
Communications services	3	1	2	1	1	1	0	0	0
Construction services	16	2	13	20	1	18	6	2	4
Insurance services	-2	2	-4	1	3	-2	8	3	5
Financial services	5	9	-4	5	9	-4	6	12	-7
Computer and information services	0	0	0	4	0	4	0	0	0
Royalties and licence fees	0	1	0	1	2	-1	1	7	-7
Other business services	7	22	-15	11	19	-8	9	16	-6
Personal, cultural and recreational	0	0	0	1	1	0	1	1	-1
Government services, n.i.e.	0	1	-1	1	1	0	0	1	-1
Services not allocated	7	8	-1	8	9	-1	32	20	12
INCOME	50	49	1	35	39	-3	32	50	-18
Compensation of employees	3	19	-16	2	19	-17	3	16	-14
Investment Income	47	29	17	33	20	13	30	34	-4
CURRENT TRANSFERS	8	266	-257	8	236	-228	8	214	-206
CURRENT ACCOUNT	1 146	1 266	-120	1 340	1 158	182	1 695	1 351	345
CURRENT + CAPITAL ACCOUNT	:	:	:	:	:	:	:	:	:

13.32.

Reporter: Italy

Partner: Australia

(Mio ECU)

	1992			1993			1994		
	Credit	Debit	Net	Credit	Debit	Net	Credit	Debit	Net
GOODS	694	624	70	805	582	223	1 097	694	403
SERVICES	203	205	-2	228	167	61	325	214	111
Transportation	71	83	-13	140	94	46	212	122	91
Sea transport	62	71	-10	118	79	38	194	106	88
Air transport	6	12	-6	17	14	3	16	16	1
Other transportation	3	0	3	5	0	5	2	0	2
Travel	106	79	27	54	32	22	55	34	21
Other services	20	35	-15	26	33	-7	26	40	-14
Communications services	3	1	2	1	1	1	0	0	0
Construction services	8	2	6	5	1	4	4	2	2
Insurance services	-2	2	-4	1	3	-3	7	3	4
Financial services	4	8	-4	4	8	-4	5	11	-6
Computer and information services	0	0	0	4	0	4	0	0	0
Royalties and licence fees	0	1	-1	1	2	-1	1	7	-7
Other business services	7	21	-14	10	17	-6	9	15	-6
Personal, cultural and recreational	0	0	0	1	1	0	1	1	0
Government services, n.i.e.	0	1	-1	0	1	-1	0	1	-1
Services not allocated	7	7	0	8	8	-1	32	19	13
INCOME	46	46	0	32	38	-5	30	49	-19
Compensation of employees	3	19	-16	2	18	-17	2	16	-14
Investment Income	43	27	16	31	19	11	27	33	-6
CURRENT TRANSFERS	8	264	-256	8	235	-227	7	212	-205
CURRENT ACCOUNT	951	1 139	-188	1 073	1 021	53	1 459	1 170	289
CURRENT + CAPITAL ACCOUNT	:	:	:	:	:	:	:	:	:

13.33.
Reporter: Italy
Partner: New Zealand

(Mio ECU)

	1992			1993			1994		
	Credit	Debit	Net	Credit	Debit	Net	Credit	Debit	Net
GOODS	132	103	29	178	109	69	167	139	28
SERVICES	4	11	-7	19	14	5	23	19	4
Transportation	2	9	-7	16	10	7	19	15	4
Sea transport	2	8	-6	16	9	6	18	14	4
Air transport	0	1	-1	1	0	0	1	1	-1
Other transportation	0	0	0	0	0	0	0	0	0
Travel	1	1	0	1	1	0	1	1	0
Other services	1	2	-1	1	2	-1	2	2	0
Communications services	0	0	0	0	0	0	0	0	0
Construction services	0	0	0	0	0	0	0	0	0
Insurance services	0	0	0	0	0	0	1	0	1
Financial services	0	0	0	0	0	0	0	1	0
Computer and information services	0	0	0	0	0	0	0	0	0
Royalties and licence fees	0	0	0	0	0	0	0	0	0
Other business services	0	1	-1	1	2	-1	0	1	0
Personal, cultural and recreational	0	0	0	0	0	0	0	0	0
Government services, n i e	0	0	0	0	0	0	0	0	0
Services not allocated	0	0	0	0	0	0	0	1	-1
INCOME	1	0	1	0	0	0	1	0	1
Compensation of employees	0	0	0	0	0	0	0	0	0
Investment Income	1	0	0	0	0	0	1	0	1
CURRENT TRANSFERS	0	1	0	0	0	0	0	0	0
CURRENT ACCOUNT	137	115	22	198	124	74	190	159	32
CURRENT + CAPITAL ACCOUNT	:	:	:	:	:	:	:	:	:

13.34.
Reporter: Italy
Partner: International Organisations

(Mio ECU)

	1992			1993			1994		
	Credit	Debit	Net	Credit	Debit	Net	Credit	Debit	Net
GOODS	0	0	0	0	0	0	0	0	0
SERVICES	2	6	-4	3	7	-4	2	10	-8
Transportation	0	0	0	0	0	0	0	0	0
Sea transport	0	0	0	0	0	0	0	0	0
Air transport	0	0	0	0	0	0	0	0	0
Other transportation	0	0	0	0	0	0	0	0	0
Travel	0	0	0	0	0	0	1	0	1
Other services	2	6	-4	2	6	-3	1	10	-9
Communications services	0	0	0	0	0	0	0	0	0
Construction services	0	0	0	0	0	0	0	0	0
Insurance services	0	0	0	2	0	2	0	0	0
Financial services	2	5	-3	0	6	-5	1	9	-8
Computer and information services	0	0	0	0	0	0	0	0	0
Royalties and licence fees	0	0	0	0	0	0	0	0	0
Other business services	0	0	-1	0	0	0	0	1	-1
Personal, cultural and recreational	0	0	0	0	0	0	0	0	0
Government services, n i e	0	0	0	0	0	0	0	0	0
Services not allocated	0	1	0	0	1	-1	0	0	0
INCOME	310	566	-256	622	397	225	407	316	91
Compensation of employees	0	0	0	0	0	0	0	0	0
Investment Income	310	566	-256	621	397	225	407	316	91
CURRENT TRANSFERS	0	776	-776	0	689	-689	0	688	-688
CURRENT ACCOUNT	311	1 348	-1 036	624	1 093	-469	410	1 014	-605
CURRENT + CAPITAL ACCOUNT	:	:	:	:	:	:	:	:	:

13.35.

Reporter: Italy

Partner: World not allocated

(Mio ECU)

	1992			1993			1994		
	Credit	Debit	Net	Credit	Debit	Net	Credit	Debit	Net
GOODS	:	:	:	:	:	:	:	:	:
SERVICES	:	:	:	:	:	:	:	:	:
Transportation	:	:	:	:	:	:	:	:	:
Sea transport	:	:	:	:	:	:	:	:	:
Air transport	:	:	:	:	:	:	:	:	:
Other transportation	:	:	:	:	:	:	:	:	:
Travel	:	:	:	:	:	:	:	:	:
Other services	:	:	:	:	:	:	:	:	:
Communications services	:	:	:	:	:	:	:	:	:
Construction services	:	:	:	:	:	:	:	:	:
Insurance services	:	:	:	:	:	:	:	:	:
Financial services	:	:	:	:	:	:	:	:	:
Computer and information services	:	:	:	:	:	:	:	:	:
Royalties and licence fees	:	:	:	:	:	:	:	:	:
Other business services	:	:	:	:	:	:	:	:	:
Personal, cultural and recreational	:	:	:	:	:	:	:	:	:
Government services, n i e	:	:	:	:	:	:	:	:	:
Services not allocated	:	:	:	:	:	:	:	:	:
INCOME	:	:	:	:	:	:	:	:	:
Compensation of employees	:	:	:	:	:	:	:	:	:
Investment Income	:	:	:	:	:	:	:	:	:
CURRENT TRANSFERS	:	:	:	:	:	:	:	:	:
CURRENT ACCOUNT	:	:	:	:	:	:	:	:	:
CURRENT + CAPITAL ACCOUNT	:	:	:	:	:	:	:	:	:

13.36.

Reporter: Italy

Partner: OECD Countries

(Mio ECU)

	1992			1993			1994		
	Credit	Debit	Net	Credit	Debit	Net	Credit	Debit	Net
GOODS	107 582	104 669	2 913	108 625	87 422	21 203	119 568	97 243	22 325
SERVICES	36 176	40 769	-4 593	38 704	38 290	414	39 742	37 548	2 193
Transportation	7 568	10 567	-3 000	8 865	10 553	-1 688	9 208	12 222	-3 014
Sea transport	5 262	6 954	-1 692	6 479	6 860	-381	6 866	8 189	-1 323
Air transport	1 295	2 240	-945	1 427	2 134	-707	1 352	2 542	-1 190
Other transportation	1 011	1 373	-362	959	1 559	-600	989	1 490	-501
Travel	15 764	13 037	2 728	17 376	11 545	5 831	18 810	9 884	8 926
Other services	9 225	14 224	-4 999	9 883	14 112	-4 229	9 791	13 493	-3 703
Communications services	146	330	-184	230	381	-150	246	472	-226
Construction services	1 431	672	759	1 472	772	699	1 571	753	818
Insurance services	721	959	-239	942	912	30	1 048	1 054	-7
Financial services	2 882	4 462	-1 580	3 457	4 377	-921	2 335	3 448	-1 113
Computer and information services	125	215	-91	87	320	-232	89	336	-246
Royalties and licence fees	339	1 450	-1 112	358	1 314	-957	506	1 380	-875
Other business services	3 220	5 451	-2 231	3 049	5 471	-2 422	3 594	5 443	-1 849
Personal, cultural and recreational	253	580	-327	210	426	-216	308	489	-181
Government services, n i e	109	104	5	78	138	-60	95	118	-24
Services not allocated	3 619	2 941	678	2 580	2 080	499	1 933	1 950	-16
INCOME	18 354	32 134	-13 780	23 122	35 824	-12 703	21 455	34 094	-12 638
Compensation of employees	1 569	1 435	135	1 576	1 621	-45	1 415	1 310	105
Investment Income	16 784	30 699	-13 915	21 546	34 203	-12 657	20 040	32 783	-12 743
CURRENT TRANSFERS	2 105	2 593	-489	2 258	2 435	-177	2 191	2 396	-205
CURRENT ACCOUNT	164 216	180 164	-15 949	172 709	163 972	8 737	182 956	171 281	11 675
CURRENT + CAPITAL ACCOUNT	:	:	:	:	:	:	:	:	:

13.37.
Reporter: Italy
Partner: Countries from Central and Eastern Europe

(Mio ECU)

	1992			1993			1994		
	Credit	Debit	Net	Credit	Debit	Net	Credit	Debit	Net
GOODS	4 323	4 053	270	5 738	3 885	1 853	7 429	5 176	2 253
SERVICES	294	385	-91	446	356	89	345	384	-39
Transportation	120	132	-12	160	101	59	106	124	-18
Sea transport	74	112	-37	81	80	1	63	99	-36
Air transport	9	16	-7	13	16	-3	8	21	-13
Other transportation	37	4	32	66	5	61	35	5	31
Travel	168	115	53	273	102	170	172	78	94
Other services	-7	114	-121	2	123	-121	49	144	-95
Communications services	0	0	0	0	1	-1	2	2	0
Construction services	13	15	-2	22	16	7	36	21	15
Insurance services	5	2	3	6	7	0	12	3	8
Financial services	18	39	-21	20	38	-18	21	37	-16
Computer and information services	1	0	0	0	1	0	1	1	0
Royalties and licence fees	3	3	0	2	3	-1	5	2	3
Other business services	-49	49	-98	-52	49	-101	-33	65	-98
Personal, cultural and recreational	1	4	-3	2	7	-5	3	8	-5
Government services, n i e	2	2	-1	2	1	0	1	4	-2
Services not allocated	13	24	-10	11	30	-19	18	37	-20
INCOME	60	78	-18	76	72	4	53	65	-12
Compensation of employees	6	22	-16	8	13	-6	8	14	-6
Investment Income	54	56	-2	68	58	10	45	50	-6
CURRENT TRANSFERS	11	362	-352	9	249	-239	9	175	-166
CURRENT ACCOUNT	4 688	4 879	-191	6 269	4 561	1 708	7 836	5 799	2 036
CURRENT + CAPITAL ACCOUNT	:	:	:	:	:	:	:	:	:

13.38.
Reporter: Italy
Partner: North American Free Trade Association

(Mio ECU)

	1992			1993			1994		
	Credit	Debit	Net	Credit	Debit	Net	Credit	Debit	Net
GOODS	11 454	8 281	3 173	13 208	7 240	5 968	14 924	7 209	7 714
SERVICES	9 819	9 151	668	10 628	8 572	2 055	10 676	8 729	1 947
Transportation	3 368	1 938	1 430	3 858	1 881	1 977	3 779	2 237	1 541
Sea transport	2 756	1 506	1 250	3 381	1 409	1 972	3 419	1 595	1 825
Air transport	566	429	137	423	470	-46	300	638	-338
Other transportation	46	3	43	54	2	51	59	5	54
Travel	3 525	2 842	683	3 906	2 600	1 306	4 269	2 961	1 308
Other services	2 090	3 737	-1 647	2 234	3 575	-1 341	2 288	3 243	-955
Communications services	95	87	8	170	152	18	140	209	-69
Construction services	495	180	314	561	239	322	665	205	460
Insurance services	145	255	-110	229	144	85	291	74	217
Financial services	533	658	-126	490	622	-132	359	563	-204
Computer and information services	50	49	1	11	153	-143	10	209	-199
Royalties and licence fees	115	815	-700	95	677	-582	137	651	-514
Other business services	555	1 418	-863	614	1 390	-776	580	1 101	-521
Personal, cultural and recreational	57	241	-183	45	162	-117	69	194	-125
Government services, n i e	44	33	11	21	37	-17	39	38	1
Services not allocated	836	634	202	629	516	113	340	288	52
INCOME	3 033	4 561	-1 528	3 674	5 221	-1 547	3 812	5 692	-1 880
Compensation of employees	242	593	-351	247	771	-524	189	586	-397
Investment Income	2 791	3 968	-1 178	3 427	4 450	-1 023	3 623	5 106	-1 483
CURRENT TRANSFERS	274	1 461	-1 188	307	1 334	-1 026	260	1 038	-779
CURRENT ACCOUNT	24 579	23 455	1 124	27 817	22 368	5 449	29 671	22 669	7 003
CURRENT + CAPITAL ACCOUNT	:	:	:	:	:	:	:	:	:

13.39.

Reporter: Italy

Partner: African, Caribbean and Pacific Countries

(Mio ECU)

	1992			1993			1994		
	Credit	Debit	Net	Credit	Debit	Net	Credit	Debit	Net
GOODS	1 471	1 530	-59	1 966	1 391	575	1 585	1 780	-195
SERVICES	386	342	43	336	376	-40	290	376	-87
Transportation	71	162	-91	72	177	-105	84	193	-109
Sea transport	62	129	-66	61	153	-92	72	179	-107
Air transport	8	34	-26	10	24	-14	11	14	-3
Other transportation	1	0	1	1	0	1	1	0	1
Travel	30	66	-36	34	42	-8	43	74	-31
Other services	267	93	174	219	128	91	159	90	69
Communications services	1	1	0	0	2	-2	0	3	-2
Construction services	92	25	67	83	26	57	63	22	41
Insurance services	22	5	16	15	3	12	7	14	-6
Financial services	12	19	-7	17	14	2	7	15	-8
Computer and information services	4	0	3	1	6	-5	1	0	1
Royalties and licence fees	0	4	-4	1	18	-17	5	11	-6
Other business services	80	22	58	76	33	43	57	20	37
Personal, cultural and recreational	0	0	0	0	0	0	0	0	0
Government services, n.i.e.	56	16	41	25	25	0	19	6	13
Services not allocated	17	21	-4	11	30	-18	3	20	-16
INCOME	64	149	-86	96	124	-28	143	145	-2
Compensation of employees	19	38	-18	25	16	8	21	12	10
Investment Income	44	112	-67	71	108	-37	121	133	-12
CURRENT TRANSFERS	17	13	4	23	16	6	16	15	1
CURRENT ACCOUNT	1 938	2 035	-97	2 420	1 908	513	2 034	2 317	-283
CURRENT + CAPITAL ACCOUNT	:	:	:	:	:	:	:	:	:

13.40.

Reporter: Italy

Partner: Organisation of Petroleum Exporting countries

(Mio ECU)

	1992			1993			1994		
	Credit	Debit	Net	Credit	Debit	Net	Credit	Debit	Net
GOODS	7 033	8 101	-1 069	6 965	7 394	-430	6 038	6 688	-650
SERVICES	648	1 008	-360	679	1 047	-368	798	1 011	-214
Transportation	130	699	-569	181	772	-591	174	714	-540
Sea transport	95	665	-570	146	725	-579	150	667	-517
Air transport	26	34	-8	29	47	-18	19	47	-28
Other transportation	8	0	8	7	0	6	5	0	5
Travel	101	41	60	118	26	92	99	21	78
Other services	388	197	191	350	196	154	493	262	231
Communications services	7	1	6	0	0	0	4	0	3
Construction services	178	63	115	211	59	151	306	49	256
Insurance services	14	13	1	11	13	-3	16	9	7
Financial services	26	55	-30	25	60	-35	35	77	-42
Computer and information services	36	0	35	20	0	20	17	0	17
Royalties and licence fees	1	0	0	1	1	0	1	1	0
Other business services	127	62	65	82	62	20	114	125	-11
Personal, cultural and recreational	0	0	0	0	1	0	0	1	0
Government services, n.i.e.	0	2	-2	0	0	0	0	0	0
Services not allocated	29	70	-42	29	53	-24	32	15	18
INCOME	92	44	49	125	57	68	365	221	143
Compensation of employees	30	13	17	27	10	17	24	11	14
Investment Income	62	31	32	98	47	51	340	211	130
CURRENT TRANSFERS	37	16	21	28	17	12	27	12	16
CURRENT ACCOUNT	7 810	9 168	-1 359	7 797	8 515	-718	7 228	7 932	-705
CURRENT + CAPITAL ACCOUNT	:	:	:	:	:	:	:	:	:

13.41.
Reporter: Italy
Partner: Mediterranean Basin Countries

(Mio ECU)

	1992			1993			1994		
	Credit	Debit	Net	Credit	Debit	Net	Credit	Debit	Net
GOODS	9 877	9 339	538	11 859	8 484	3 375	12 375	9 409	2 966
SERVICES	733	1 600	-866	983	1 936	-953	918	1 971	-1 053
Transportation	314	886	-573	377	995	-618	389	1 110	-721
Sea transport	260	799	-539	301	910	-608	318	1 012	-694
Air transport	38	85	-47	51	83	-33	46	95	-48
Other transportation	16	3	13	25	3	22	25	3	22
Travel	248	306	-58	411	287	124	292	200	93
Other services	135	365	-230	148	565	-417	187	553	-367
Communications services	0	1	0	1	13	-12	3	18	-15
Construction services	92	29	63	132	41	90	113	78	35
Insurance services	13	15	-2	13	22	-9	30	18	13
Financial services	34	91	-57	41	100	-59	35	99	-64
Computer and information services	2	1	1	1	2	-1	1	1	0
Royalties and licence fees	3	5	-2	5	6	-1	6	6	0
Other business services	-13	88	-100	-48	136	-184	-7	141	-148
Personal, cultural and recreational	3	132	-129	1	243	-242	3	189	-186
Government services, n i e	1	4	-4	3	2	1	3	4	-1
Services not allocated	37	43	-5	47	88	-41	50	108	-58
INCOME	119	114	5	124	95	30	137	91	46
Compensation of employees	23	37	-14	25	20	5	26	18	8
Investment Income	96	77	19	99	75	25	111	73	38
CURRENT TRANSFERS	32	381	-348	29	271	-242	26	195	-168
CURRENT ACCOUNT	10 762	11 433	-672	12 995	10 785	2 210	13 457	11 666	1 790
CURRENT + CAPITAL ACCOUNT	:	:	:	:	:	:	:	:	:

13.42.
Reporter: Italy
Partner: Maghreb Countries

(Mio ECU)

	1992			1993			1994		
	Credit	Debit	Net	Credit	Debit	Net	Credit	Debit	Net
GOODS	2 120	2 455	-335	2 061	2 205	-144	2 103	2 179	-76
SERVICES	161	425	-264	188	482	-295	168	399	-231
Transportation	77	240	-163	77	248	-171	74	240	-166
Sea transport	67	220	-153	63	229	-166	61	224	-163
Air transport	9	20	-12	11	19	-7	10	16	-6
Other transportation	1	0	1	3	0	3	3	0	3
Travel	8	144	-136	15	127	-112	12	70	-58
Other services	66	32	34	88	60	27	78	73	5
Communications services	0	0	0	0	2	-2	0	7	-7
Construction services	37	5	32	61	14	47	55	21	34
Insurance services	1	3	-2	2	6	-3	2	2	0
Financial services	10	11	-1	10	12	-2	6	12	-6
Computer and information services	0	0	0	0	0	0	0	0	0
Royalties and licence fees	0	0	0	0	0	0	0	0	0
Other business services	17	12	5	14	23	-9	14	27	-14
Personal, cultural and recreational	0	0	0	0	3	-3	0	3	-3
Government services, n i e	0	1	0	0	0	0	0	0	0
Services not allocated	10	9	1	8	47	-39	4	15	-12
INCOME	44	13	32	54	10	44	61	15	46
Compensation of employees	4	6	-2	3	4	-1	4	3	1
Investment Income	41	7	34	51	6	45	57	12	44
CURRENT TRANSFERS	3	5	-2	3	6	-3	4	6	-2
CURRENT ACCOUNT	2 329	2 898	-569	2 306	2 703	-397	2 336	2 599	-263
CURRENT + CAPITAL ACCOUNT	:	:	:	:	:	:	:	:	:

13.43.

Reporter: Italy

Partner: Mashrek Countries

(Mio ECU)

	1992			1993			1994		
	Credit	Debit	Net	Credit	Debit	Net	Credit	Debit	Net
GOODS	1 595	1 179	416	2 078	1 093	986	2 418	1 351	1 067
SERVICES	116	189	-72	174	247	-73	173	296	-123
Transportation	29	104	-75	31	154	-123	44	182	-138
Sea transport	24	82	-58	25	132	-107	39	159	-119
Air transport	4	22	-18	5	22	-17	4	23	-19
Other transportation	1	0	1	1	0	1	1	0	1
Travel	46	32	13	78	31	47	78	42	37
Other services	35	45	-10	52	52	0	41	60	-19
Communications services	0	0	0	0	10	-9	0	8	-8
Construction services	17	6	11	37	7	31	15	12	3
Insurance services	4	2	2	2	1	0	4	3	1
Financial services	4	20	-17	4	18	-15	5	22	-18
Computer and information services	1	0	1	1	0	1	0	0	0
Royalties and licence fees	0	0	0	0	0	0	0	0	0
Other business services	10	16	-6	8	16	-8	16	14	2
Personal, cultural and recreational	0	0	0	0	0	0	0	0	0
Government services, n.i.e.	0	1	-1	0	0	0	0	0	0
Services not allocated	7	7	0	12	9	3	10	12	-2
INCOME	9	20	-11	12	19	-7	10	14	-4
Compensation of employees	5	5	0	5	4	2	6	3	3
Investment Income	4	15	-11	7	15	-8	4	11	-8
CURRENT TRANSFERS	7	7	0	9	12	-3	6	5	1
CURRENT ACCOUNT	1 727	1 394	333	2 273	1 370	903	2 607	1 666	941
CURRENT + CAPITAL ACCOUNT	:	:	:	:	:	:	:	:	:

13.44.

Reporter: Italy

Partner: Core Newly Industrialising Countries

(Mio ECU)

	1992			1993			1994		
	Credit	Debit	Net	Credit	Debit	Net	Credit	Debit	Net
GOODS	4 088	2 288	1 800	5 228	1 852	3 376	6 430	1 926	4 505
SERVICES	243	552	-309	369	604	-235	422	680	-259
Transportation	93	263	-170	165	351	-186	242	373	-131
Sea transport	79	201	-121	127	283	-156	195	313	-118
Air transport	9	62	-53	30	68	-38	38	60	-22
Other transportation	4	0	4	8	0	8	8	0	8
Travel	45	29	16	63	36	27	75	22	53
Other services	81	159	-77	85	186	-100	79	250	-171
Communications services	4	1	3	0	1	-1	0	0	0
Construction services	11	17	-5	26	7	19	16	23	-7
Insurance services	4	3	1	-1	2	-3	11	5	6
Financial services	27	88	-61	33	116	-83	22	150	-128
Computer and information services	0	0	0	0	0	0	0	0	0
Royalties and licence fees	3	1	2	6	1	5	6	1	4
Other business services	31	48	-17	19	55	-36	24	70	-46
Personal, cultural and recreational	0	0	0	1	3	-2	0	0	0
Government services, n.i.e.	0	0	0	1	0	1	0	0	0
Services not allocated	25	101	-77	55	31	24	26	35	-10
INCOME	115	321	-206	130	253	-122	133	203	-70
Compensation of employees	10	7	3	9	6	3	15	7	8
Investment Income	105	314	-209	121	246	-125	118	196	-78
CURRENT TRANSFERS	8	4	4	9	6	3	12	8	5
CURRENT ACCOUNT	4 454	3 166	1 289	5 737	2 715	3 022	6 997	2 816	4 181
CURRENT + CAPITAL ACCOUNT	:	:	:	:	:	:	:	:	:

13.45.
Reporter: Italy
Partner: Asian NICs of the second wave of industrialisation

(Mio ECU)

	1992			1993			1994		
	Credit	Debit	Net	Credit	Debit	Net	Credit	Debit	Net
GOODS	873	921	-49	1 236	933	303	1 298	964	333
SERVICES	80	142	-61	78	195	-117	104	213	-108
Transportation	36	98	-62	34	142	-108	43	153	-110
Sea transport	24	76	-52	24	113	-90	24	114	-90
Air transport	11	22	-10	10	29	-19	19	39	-21
Other transportation	0	0	0	0	0	0	0	0	0
Travel	6	18	-12	10	29	-19	8	25	-17
Other services	34	21	13	31	20	11	49	27	22
Communications services	0	0	0	0	0	0	0	1	-1
Construction services	16	5	11	15	4	11	27	3	25
Insurance services	1	1	0	1	1	-1	7	0	7
Financial services	2	5	-3	4	6	-2	2	8	-6
Computer and information services	0	0	0	0	0	0	0	0	0
Royalties and licence fees	1	0	1	1	0	1	1	0	1
Other business services	7	9	-2	10	9	1	11	15	-4
Personal, cultural and recreational	0	0	0	0	0	0	0	0	0
Government services, n i e	8	1	7	1	0	1	1	0	1
Services not allocated	4	5	-1	3	3	0	4	7	-3
INCOME	8	6	1	7	9	-2	4	6	-2
Compensation of employees	6	5	1	2	6	-3	1	3	-2
Investment Income	1	2	0	5	4	1	3	3	0
CURRENT TRANSFERS	4	12	-8	1	14	-12	1	17	-16
CURRENT ACCOUNT	964	1 081	-117	1 323	1 151	172	1 407	1 200	207
CURRENT + CAPITAL ACCOUNT	:	:	:	:	:	:	:	:	:

13.46.
Reporter: Italy
Partner: Latin American NICs of the second wave of industrialisation

(Mio ECU)

	1992			1993			1994		
	Credit	Debit	Net	Credit	Debit	Net	Credit	Debit	Net
GOODS	2 225	2 187	38	2 687	1 980	707	3 787	2 310	1 477
SERVICES	336	337	-1	326	377	-51	460	528	-68
Transportation	166	243	-77	164	261	-96	214	287	-73
Sea transport	146	185	-39	135	209	-74	153	232	-79
Air transport	17	58	-41	25	52	-26	54	55	-2
Other transportation	3	0	3	4	0	3	7	0	7
Travel	31	15	16	46	22	24	42	18	24
Other services	100	62	38	90	74	15	143	122	20
Communications services	0	0	0	0	2	-2	5	21	-17
Construction services	18	5	13	14	4	9	21	4	17
Insurance services	11	8	3	16	10	6	76	27	49
Financial services	12	20	-9	12	20	-8	11	29	-18
Computer and information services	0	0	0	0	0	0	1	0	0
Royalties and licence fees	12	1	11	18	3	15	4	3	1
Other business services	11	18	-7	1	27	-26	13	33	-20
Personal, cultural and recreational	1	7	-6	1	4	-4	1	2	-1
Government services, n i e	35	3	33	27	3	24	12	3	9
Services not allocated	40	17	22	25	20	6	61	101	-39
INCOME	33	28	5	50	23	27	169	39	130
Compensation of employees	5	15	-11	5	7	-3	6	7	0
Investment Income	29	13	16	45	16	29	163	33	130
CURRENT TRANSFERS	15	82	-67	12	34	-22	12	43	-31
CURRENT ACCOUNT	2 610	2 634	-24	3 076	2 415	661	4 429	2 921	1 508
CURRENT + CAPITAL ACCOUNT	:	:	:	:	:	:	:	:	:

13.47.

Reporter: Italy

Partner: Countries of the Association of South-East Asian Nations

(Mio ECU)

	1992			1993			1994		
	Credit	Debit	Net	Credit	Debit	Net	Credit	Debit	Net
GOODS	2 127	1 811	316	2 618	1 892	726	3 064	2 001	1 063
SERVICES	144	320	-177	200	476	-276	235	501	-266
Transportation	54	196	-142	89	330	-241	120	341	-221
Sea transport	40	160	-120	76	282	-206	98	282	-185
Air transport	13	36	-23	12	48	-36	21	58	-37
Other transportation	1	0	1	1	0	1	1	0	1
Travel	16	37	-21	18	56	-37	17	40	-24
Other services	67	76	-10	82	77	5	86	103	-18
Communications services	0	1	-1	0	1	-1	0	1	-1
Construction services	25	19	6	43	8	34	54	17	37
Insurance services	3	3	0	2	3	-1	5	3	2
Financial services	13	26	-13	15	36	-21	8	39	-31
Computer and information services	0	0	0	0	0	0	0	0	0
Royalties and licence fees	2	0	2	2	0	2	1	0	1
Other business services	16	26	-10	18	28	-10	15	42	-27
Personal, cultural and recreational	0	0	0	0	0	0	0	0	0
Government services, n.i.e.	8	1	7	2	0	2	1	0	1
Services not allocated	8	11	-4	10	13	-3	14	17	-3
INCOME	77	193	-116	48	135	-87	57	131	-74
Compensation of employees	11	7	4	5	8	-3	6	6	0
Investment Income	66	186	-120	43	127	-84	51	125	-74
CURRENT TRANSFERS	8	14	-6	4	17	-14	4	19	-15
CURRENT ACCOUNT	2 355	2 338	17	2 869	2 520	349	3 361	2 652	709
CURRENT + CAPITAL ACCOUNT	:	:	:	:	:	:	:	:	:

13.48.

Reporter: Italy

Partner: Community of Independant States

(Mio ECU)

	1992			1993			1994		
	Credit	Debit	Net	Credit	Debit	Net	Credit	Debit	Net
GOODS	2 232	3 139	-907	1 940	3 704	-1 764	2 286	4 525	-2 239
SERVICES	115	315	-200	204	461	-256	138	407	-269
Transportation	32	247	-215	52	352	-301	42	336	-294
Sea transport	18	235	-217	34	324	-289	29	324	-296
Air transport	13	11	1	11	24	-13	7	10	-2
Other transportation	1	1	0	6	4	2	6	2	4
Travel	6	9	-3	7	14	-7	9	4	5
Other services	70	59	11	145	89	56	84	58	25
Communications services	0	0	0	0	0	0	0	1	-1
Construction services	36	12	25	42	32	10	35	11	23
Insurance services	4	4	0	5	5	0	5	5	0
Financial services	10	4	6	52	7	45	28	12	15
Computer and information services	1	1	1	0	1	-1	0	0	0
Royalties and licence fees	1	0	1	8	0	7	2	1	0
Other business services	18	36	-19	38	41	-3	13	27	-14
Personal, cultural and recreational	0	2	-2	0	2	-2	0	1	0
Government services, n.i.e.	0	0	0	0	0	0	1	0	1
Services not allocated	8	0	7	0	5	-5	4	9	-5
INCOME	54	10	44	310	29	281	315	29	285
Compensation of employees	2	2	0	3	3	0	4	6	-2
Investment Income	51	7	44	306	26	281	310	23	287
CURRENT TRANSFERS	3	2	1	5	4	1	8	5	4
CURRENT ACCOUNT	2 404	3 466	-1 062	2 459	4 198	-1 739	2 747	4 966	-2 219
CURRENT + CAPITAL ACCOUNT	:	:	:	:	:	:	:	:	:

14.1.
Reporter: Netherlands
Partner: World

(Mio ECU)

	1992			1993			1994		
	Credit	Debit	Net	Credit	Debit	Net	Credit	Debit	Net
GOODS	106 137	96 615	9 523	108 500	95 254	13 246	117 905	104 614	13 291
SERVICES	30 290	30 084	204	33 542	32 958	584	36 449	35 178	1 270
Transportation	12 912	10 120	2 792	13 692	11 125	2 567	14 475	11 622	2 853
Sea transport	4 260	6 891	-2 632	4 396	7 621	-3 225	4 716	7 966	-3 251
Air transport	4 360	2 220	2 140	4 812	2 376	2 436	5 098	2 452	2 645
Other transportation	4 292	1 009	3 283	4 485	1 128	3 357	4 662	1 203	3 458
Travel	4 604	7 384	-2 780	4 604	7 625	-3 022	4 568	7 871	-3 303
Other services	12 774	12 580	193	15 246	14 207	1 039	17 405	15 685	1 720
Communications services	340	305	35	372	324	48	514	350	164
Construction services	1 299	944	355	1 794	959	834	2 877	1 576	1 301
Insurance services	0	326	-326	0	183	-183	0	443	-443
Financial services	187	191	-4	292	225	67	254	230	25
Computer and information services	:	:	:	:	:	:	:	:	:
Royalties and licence fees	1 242	1 783	-541	1 640	2 281	-640	1 849	2 248	-399
Other business services	9 058	8 528	530	10 405	9 582	823	11 043	10 014	1 029
Personal, cultural and recreational	:	:	:	:	:	:	:	:	:
Government services, n i e	646	503	143	743	653	90	868	824	44
Services not allocated	0	0	0	0	0	0	0	0	0
INCOME	21 309	21 986	-677	24 014	23 524	490	22 372	21 179	1 193
Compensation of employees	383	728	-344	410	703	-293	430	638	-208
Investment Income	20 926	21 259	-333	23 605	22 821	783	21 942	20 541	1 402
CURRENT TRANSFERS	3 593	6 943	-3 350	3 722	7 563	-3 841	3 539	7 955	-4 417
CURRENT ACCOUNT	161 329	155 629	5 700	169 778	159 299	10 479	180 264	168 926	11 338
CURRENT + CAPITAL ACCOUNT	161 614	156 398	5 216	170 270	160 397	9 873	180 737	170 216	10 520

14.2.
Reporter: Netherlands
Partner: Intra EUR15

(Mio ECU)

	1992			1993			1994		
	Credit	Debit	Net	Credit	Debit	Net	Credit	Debit	Net
GOODS	84 420	60 686	23 734	81 470	57 095	24 375	92 267	62 094	30 173
SERVICES	19 134	18 439	695	20 083	19 563	521	21 179	20 791	388
Transportation	7 536	5 644	1 892	7 713	6 086	1 626	8 307	6 310	1 997
Sea transport	2 309	3 747	-1 437	2 371	4 084	-1 713	2 613	4 270	-1 657
Air transport	1 929	1 165	764	1 947	1 226	721	2 192	1 235	957
Other transportation	3 298	732	2 566	3 395	776	2 618	3 502	805	2 697
Travel	3 561	5 511	-1 950	3 411	5 656	-2 244	3 415	5 799	-2 384
Other services	8 037	7 284	752	8 959	7 821	1 139	9 457	8 683	775
Communications services	247	161	86	252	188	65	299	208	92
Construction services	524	346	178	586	336	250	852	645	207
Insurance services	0	170	-170	0	66	-66	0	221	-221
Financial services	92	114	-22	155	113	42	148	121	27
Computer and information services	:	:	:	:	:	:	:	:	:
Royalties and licence fees	709	716	-7	855	797	58	1 008	703	305
Other business services	6 208	5 584	623	6 833	6 065	768	6 855	6 502	353
Personal, cultural and recreational	:	:	:	:	:	:	:	:	:
Government services, n i e	257	193	64	278	257	22	295	283	12
Services not allocated	0	0	0	0	0	0	0	0	0
INCOME	11 740	11 330	410	12 206	12 849	-643	13 476	12 064	1 411
Compensation of employees	296	506	-210	309	466	-157	336	418	-83
Investment Income	11 444	10 824	620	11 897	12 383	-486	13 140	11 645	1 494
CURRENT TRANSFERS	3 227	4 945	-1 717	3 350	5 499	-2 149	3 107	5 666	-2 559
CURRENT ACCOUNT	118 522	95 399	23 122	117 109	95 005	22 104	130 028	100 615	29 413
CURRENT + CAPITAL ACCOUNT	:	:	:	:	:	:	:	:	:

14.3.

Reporter: Netherlands

Partner: Extra EUR15

(Mio ECU)

	1992			1993			1994		
	Credit	Debit	Net	Credit	Debit	Net	Credit	Debit	Net
GOODS	21 717	35 926	-14 209	26 113	38 150	-12 038	24 780	42 516	-17 737
SERVICES	10 909	11 455	-547	13 332	13 178	154	15 223	14 266	958
Transportation	5 204	4 357	847	5 931	4 904	1 027	6 142	5 216	925
Sea transport	1 873	3 045	-1 172	2 005	3 419	-1 413	2 087	3 611	-1 524
Air transport	2 413	1 040	1 373	2 852	1 139	1 713	2 903	1 210	1 693
Other transportation	918	272	646	1 074	347	727	1 152	396	756
Travel	1 037	1 827	-790	1 173	1 917	-743	1 153	2 066	-913
Other services	4 668	5 271	-604	6 227	6 357	-130	7 928	6 983	946
Communications services	91	143	-52	119	134	-15	214	142	72
Construction services	771	597	174	1 206	623	583	2 024	931	1 094
Insurance services	0	164	-164	0	117	-117	0	223	-223
Financial services	94	75	18	136	110	25	105	107	-2
Computer and information services	:	:	:	:	:	:	:	:	:
Royalties and licence fees	531	1 066	-535	785	1 483	-698	840	1 544	-703
Other business services	2 804	2 917	-114	3 526	3 494	32	4 171	3 496	676
Personal, cultural and recreational	:	:	:	:	:	:	:	:	:
Government services, n i e	378	309	69	455	396	59	573	540	33
Services not allocated	0	0	0	0	0	0	0	0	0
INCOME	9 527	10 620	-1 094	11 753	10 608	1 146	8 867	9 086	-218
Compensation of employees	66	219	-152	97	234	-137	92	218	-126
Investment Income	9 460	10 401	-942	11 656	10 373	1 282	8 776	8 867	-92
CURRENT TRANSFERS	344	1 980	-1 636	353	2 039	-1 686	427	2 286	-1 859
CURRENT ACCOUNT	42 496	59 981	-17 485	51 551	63 976	-12 424	49 297	68 154	-18 857
CURRENT + CAPITAL ACCOUNT	:	:	:	:	:	:	:	:	:

14.4.

Reporter: Netherlands

Partner: Intra EUR12

(Mio ECU)

	1992			1993			1994		
	Credit	Debit	Net	Credit	Debit	Net	Credit	Debit	Net
GOODS	80 774	57 218	23 556	77 614	53 049	24 565	88 334	57 460	30 873
SERVICES	18 072	17 106	967	18 965	18 198	767	19 863	19 458	404
Transportation	6 972	5 233	1 739	7 118	5 647	1 470	7 658	5 894	1 763
Sea transport	2 110	3 446	-1 336	2 150	3 767	-1 617	2 388	3 976	-1 588
Air transport	1 756	1 089	666	1 765	1 146	619	1 977	1 159	818
Other transportation	3 107	698	2 409	3 203	735	2 467	3 293	759	2 534
Travel	3 433	4 964	-1 531	3 262	5 076	-1 814	3 252	5 228	-1 977
Other services	7 667	6 909	759	8 586	7 475	1 110	8 953	8 335	618
Communications services	222	146	76	232	172	60	274	185	89
Construction services	513	310	204	580	303	276	842	628	214
Insurance services	0	152	-152	0	84	-84	0	225	-225
Financial services	90	113	-22	150	108	42	146	119	27
Computer and information services	:	:	:	:	:	:	:	:	:
Royalties and licence fees	666	658	8	815	728	87	940	655	285
Other business services	5 921	5 342	578	6 536	5 831	705	6 460	6 250	209
Personal, cultural and recreational	:	:	:	:	:	:	:	:	:
Government services, n i e	255	189	67	274	249	25	291	273	18
Services not allocated	0	0	0	0	0	0	0	0	0
INCOME	11 051	10 842	208	11 644	12 796	-1 151	13 026	11 732	1 295
Compensation of employees	292	496	-204	306	457	-151	333	411	-77
Investment Income	10 758	10 346	412	11 338	12 339	-1 000	12 693	11 321	1 372
CURRENT TRANSFERS	3 209	4 927	-1 718	3 334	5 477	-2 143	3 084	5 643	-2 559
CURRENT ACCOUNT	113 105	90 093	23 014	111 558	89 521	22 037	124 307	94 293	30 013
CURRENT + CAPITAL ACCOUNT	:	:	:	:	:	:	:	:	:

14.5.

Reporter: Netherlands

Partner: Extra EUR12

(Mio ECU)

	1992			1993			1994		
	Credit	Debit	Net	Credit	Debit	Net	Credit	Debit	Net
GOODS	25 363	39 394	-14 031	29 969	42 196	-12 227	28 713	47 150	-18 437
SERVICES	11 969	12 788	-819	14 462	14 542	-80	16 539	15 601	939
Transportation	5 768	4 769	999	6 527	5 343	1 184	6 791	5 633	1 158
Sea transport	2 072	3 346	-1 274	2 226	3 736	-1 509	2 312	3 906	-1 594
Air transport	2 586	1 116	1 470	3 035	1 220	1 815	3 118	1 286	1 833
Other transportation	1 110	307	803	1 266	388	878	1 361	441	919
Travel	1 164	2 374	-1 209	1 323	2 496	-1 173	1 316	2 637	-1 321
Other services	5 037	5 646	-609	6 613	6 703	-90	8 432	7 331	1 102
Communications services	116	158	-42	140	149	-10	239	165	75
Construction services	782	633	149	1 213	656	557	2 035	948	1 087
Insurance services	0	182	-182	0	98	-98	0	219	-219
Financial services	96	76	19	140	114	26	107	108	-2
Computer and information services	:	:	:	:	:	:	:	:	:
Royalties and licence fees	574	1 124	-551	825	1 552	-727	908	1 592	-683
Other business services	3 090	3 159	-69	3 835	3 729	107	4 567	3 748	819
Personal, cultural and recreational	:	:	:	:	:	:	:	:	:
Government services, n i e	380	313	67	460	404	56	577	550	26
Services not allocated	0	0	0	0	0	0	0	0	0
INCOME	10 216	11 108	-892	12 315	10 661	1 654	9 316	9 418	-101
Compensation of employees	70	228	-158	100	243	-143	95	227	-132
Investment Income	10 145	10 879	-734	12 214	10 418	1 797	9 222	9 192	31
CURRENT TRANSFERS	363	1 997	-1 635	369	2 061	-1 692	449	2 309	-1 860
CURRENT ACCOUNT	47 911	65 288	-17 377	57 114	69 460	-12 345	55 018	74 478	-19 459
CURRENT + CAPITAL ACCOUNT	:	:	:	:	:	:	:	:	:

14.6.

Reporter: Netherlands

Partner: USA

(Mio ECU)

	1992			1993			1994		
	Credit	Debit	Net	Credit	Debit	Net	Credit	Debit	Net
GOODS	4 376	7 995	-3 619	4 784	8 687	-3 903	4 685	9 123	-4 438
SERVICES	3 435	4 393	-959	3 989	5 100	-1 111	4 533	5 340	-808
Transportation	1 478	1 326	151	1 625	1 410	215	1 848	1 413	435
Sea transport	568	953	-385	569	956	-388	634	926	-293
Air transport	696	280	416	773	333	440	849	363	486
Other transportation	214	93	121	283	120	163	365	123	242
Travel	604	971	-367	703	1 003	-300	673	1 060	-387
Other services	1 353	2 096	-743	1 661	2 688	-1 026	2 012	2 867	-855
Communications services	53	31	22	71	47	24	145	51	94
Construction services	19	19	-	30	14	16	58	22	37
Insurance services	0	37	-37	0	43	-43	0	72	-72
Financial services	40	45	-5	46	57	-12	45	70	-25
Computer and information services	:	:	:	:	:	:	:	:	:
Royalties and licence fees	213	817	-604	330	1 201	-870	359	1 220	-862
Other business services	1 004	1 073	-69	1 161	1 284	-122	1 386	1 351	35
Personal, cultural and recreational	:	:	:	:	:	:	:	:	:
Government services, n i e	24	73	-49	23	41	-18	18	79	-61
Services not allocated	0	0	0	0	0	0	0	0	0
INCOME	3 738	3 846	-108	5 816	4 406	1 410	4 547	3 812	735
Compensation of employees	32	100	-68	34	111	-78	34	85	-51
Investment Income	3 706	3 746	-40	5 782	4 295	1 488	4 513	3 727	786
CURRENT TRANSFERS	116	211	-95	96	207	-112	119	268	-150
CURRENT ACCOUNT	11 665	16 445	-4 781	14 685	18 401	-3 716	13 883	18 543	-4 660
CURRENT + CAPITAL ACCOUNT	:	:	:	:	:	:	:	:	:

14.7.

Reporter: Netherlands

Partner: Japan

(Mio ECU)

	1992			1993			1994		
	Credit	Debit	Net	Credit	Debit	Net	Credit	Debit	Net
GOODS	973	5 268	-4 295	1 133	4 546	-3 412	1 216	4 589	-3 373
SERVICES	685	510	176	852	506	345	929	546	383
Transportation	350	338	13	418	377	41	406	371	36
Sea transport	148	264	-116	168	295	-127	156	272	-116
Air transport	157	70	88	204	70	134	199	75	124
Other transportation	45	4	-41	46	13	34	51	24	28
Travel	32	11	21	48	13	34	66	11	55
Other services	303	161	142	386	116	270	456	165	291
Communications services	2	4	-1	4	1	3	4	3	1
Construction services	2	1	1	1	1	0	3	1	2
Insurance services	0	-4	4	0	-42	42	0	-4	4
Financial services	9	6	3	6	11	-4	10	11	-1
Computer and information services	:	:	:	:	:	:	:	:	:
Royalties and licence fees	143	30	113	198	30	168	199	15	183
Other business services	145	115	30	171	108	63	237	132	105
Personal, cultural and recreational	:	:	:	:	:	:	:	:	:
Government services, n i e	2	9	-7	6	7	-2	4	6	-2
Services not allocated	0	0	0	0	0	0	0	0	0
INCOME	920	432	488	803	285	519	726	339	387
Compensation of employees	4	16	-12	6	20	-14	7	19	-12
Investment Income	917	416	500	797	264	532	719	320	399
CURRENT TRANSFERS	18	7	10	16	7	9	14	12	2
CURRENT ACCOUNT	2 596	6 218	-3 621	2 805	5 343	-2 539	2 885	5 485	-2 601
CURRENT + CAPITAL ACCOUNT	:	:	:	:	:	:	:	:	:

15.1.
Reporter: Austria
Partner: World

(Mio ECU)

	1992			1993			1994		
	Credit	Debit	Net	Credit	Debit	Net	Credit	Debit	Net
GOODS	33 505	41 404	-7 900	33 568	41 274	-7 706	37 113	46 037	-8 924
SERVICES	22 269	13 216	9 052	24 263	15 792	8 471	24 952	16 606	8 346
Transportation	1 820	0	1 820	2 002	0	2 002	2 191	0	2 191
Sea transport	:	:	:	:	:	:	:	:	:
Air transport	:	:	:	:	:	:	:	:	:
Other transportation	:	:	:	:	:	:	:	:	:
Travel	11 228	6 488	4 741	11 562	7 053	4 509	11 092	7 929	3 163
Other services	9 221	6 729	2 492	10 699	8 739	1 960	11 668	8 677	2 991
Communications services	16	23	-7	17	77	-60	20	41	-21
Construction services	546	317	229	502	345	156	697	422	275
Insurance services	404	494	-90	448	532	-85	455	536	-80
Financial services	1 034	1 170	-135	1 303	1 298	4	1 239	1 435	-196
Computer and information services	:	:	:	:	:	:	:	:	:
Royalties and licence fees	95	324	-229	101	357	-256	109	383	-274
Other business services	6 720	4 204	2 516	7 881	5 927	1 954	8 569	5 610	2 959
Personal, cultural and recreational	87	111	-24	110	113	-4	137	124	13
Government services, n i e	319	86	233	339	89	250	442	126	316
Services not allocated	0	0	0	0	0	0	0	0	0
INCOME	7 155	7 605	-450	7 827	8 263	-436	7 436	7 770	-334
Compensation of employees	629	159	470	657	247	410	710	245	464
Investment Income	6 526	7 447	-920	7 170	8 017	-847	6 726	7 525	-799
CURRENT TRANSFERS	1 199	2 017	-817	1 289	2 222	-933	1 704	2 314	-610
CURRENT ACCOUNT	:	:	:	:	:	:	:	:	:
CURRENT + CAPITAL ACCOUNT	64 128	64 243	-115	66 947	67 552	-605	71 204	72 727	-1 523

15.2.
Reporter: Austria
Partner: Intra EUR15

(Mio ECU)

	1992			1993			1994		
	Credit	Debit	Net	Credit	Debit	Net	Credit	Debit	Net
GOODS	22 897	29 336	-6 440	22 018	28 759	-6 741	24 096	31 727	-7 631
SERVICES	15 339	8 223	7 116	16 250	10 180	6 070	16 145	10 425	5 720
Transportation	1 223	0	1 223	1 433	0	1 433	1 530	0	1 530
Sea transport	:	:	:	:	:	:	:	:	:
Air transport	:	:	:	:	:	:	:	:	:
Other transportation	:	:	:	:	:	:	:	:	:
Travel	9 248	4 193	5 055	9 478	4 498	4 980	9 133	5 100	4 034
Other services	4 868	4 030	838	5 339	5 681	-343	5 482	5 325	157
Communications services	8	12	-4	6	42	-36	3	6	-3
Construction services	269	170	99	232	187	45	290	174	116
Insurance services	277	370	-93	308	381	-72	303	365	-62
Financial services	662	758	-96	956	942	14	907	1 061	-154
Computer and information services	:	:	:	:	:	:	:	:	:
Royalties and licence fees	40	161	-122	44	176	-133	45	191	-146
Other business services	3 520	2 447	1 072	3 741	3 836	-95	3 771	3 374	397
Personal, cultural and recreational	65	74	-9	71	84	-13	101	95	6
Government services, n i e	28	38	-10	-20	33	-52	61	59	2
Services not allocated	0	0	0	0	0	0	0	0	0
INCOME	4 364	4 857	-494	4 678	4 780	-102	4 591	4 464	126
Compensation of employees	314	51	263	328	76	252	375	81	293
Investment Income	4 050	4 806	-756	4 351	4 704	-354	4 216	4 383	-167
CURRENT TRANSFERS	726	1 079	-353	846	1 333	-487	1 246	1 354	-107
CURRENT ACCOUNT	:	:	:	:	:	:	:	:	:
CURRENT + CAPITAL ACCOUNT	43 325	43 495	-170	43 792	45 052	-1 260	46 078	47 970	-1 892

15.3.

Reporter: Austria

Partner: Extra EUR15

(Mio ECU)

	1992			1993			1994		
	Credit	Debit	Net	Credit	Debit	Net	Credit	Debit	Net
GOODS	10 567	12 049	-1 481	11 521	12 508	-987	13 006	14 451	-1 445
SERVICES	6 478	4 724	1 753	7 959	5 576	2 384	8 580	6 028	2 552
Transportation	412	0	412	568	0	568	587	0	587
Sea transport	:	:	:	:	:	:	:	:	:
Air transport	:	:	:	:	:	:	:	:	:
Other transportation	:	:	:	:	:	:	:	:	:
Travel	1 981	2 295	-314	2 084	2 555	-471	1 959	2 830	-871
Other services	4 085	2 430	1 655	5 307	3 020	2 287	6 034	3 198	2 836
Communications services	6	9	-3	8	34	-26	16	35	-19
Construction services	262	132	130	263	150	113	403	241	162
Insurance services	111	109	3	131	137	-7	141	149	-8
Financial services	305	286	18	423	436	-13	324	365	-40
Computer and information services	:	:	:	:	:	:	:	:	:
Royalties and licence fees	51	154	-103	51	168	-117	60	180	-120
Other business services	3 048	1 664	1 385	4 044	2 029	2 015	4 692	2 145	2 546
Personal, cultural and recreational	18	34	-16	35	26	8	27	27	0
Government services, n i e	284	42	242	353	40	313	373	56	316
Services not allocated	0	0	0	0	0	0	0	0	0
INCOME	2 579	2 459	120	3 049	2 770	279	2 802	2 511	291
Compensation of employees	296	93	204	317	160	157	327	69	259
Investment Income	2 282	2 366	-84	2 732	2 610	122	2 475	2 442	33
CURRENT TRANSFERS	417	686	-269	404	763	-359	424	767	-343
CURRENT ACCOUNT	:	:	:	:	:	:	:	:	:
CURRENT + CAPITAL ACCOUNT	20 041	19 918	123	22 934	21 617	1 317	24 813	23 757	1 056

15.4.

Reporter: Austria

Partner: EFTA

(Mio ECU)

	1992			1993			1994		
	Credit	Debit	Net	Credit	Debit	Net	Credit	Debit	Net
GOODS	2 152	1 775	377	2 216	1 807	409	2 511	2 020	491
SERVICES	1 392	1 042	350	1 589	1 106	483	1 819	1 136	683
Transportation	142	0	142	193	0	193	215	0	215
Sea transport	:	:	:	:	:	:	:	:	:
Air transport	:	:	:	:	:	:	:	:	:
Other transportation	:	:	:	:	:	:	:	:	:
Travel	823	375	448	797	321	476	779	343	436
Other services	427	667	-240	600	785	-185	825	793	32
Communications services	2	1	1	0	7	-7	0	0	0
Construction services	31	19	12	39	21	17	38	21	18
Insurance services	62	68	-6	65	87	-22	62	87	-26
Financial services	78	76	2	71	100	-28	54	81	-27
Computer and information services	:	:	:	:	:	:	:	:	:
Royalties and licence fees	6	33	-27	7	35	-29	19	40	-22
Other business services	240	446	-206	407	519	-112	636	543	93
Personal, cultural and recreational	8	21	-13	10	7	2	17	10	6
Government services, n i e	0	4	-4	2	9	-7	0	10	-10
Services not allocated	0	0	0	0	0	0	0	0	0
INCOME	601	1 262	-661	620	1 326	-705	598	1 060	-463
Compensation of employees	273	11	262	290	15	275	300	14	286
Investment Income	328	1 251	-923	330	1 311	-980	298	1 047	-749
CURRENT TRANSFERS	202	207	-5	205	149	56	208	156	52
CURRENT ACCOUNT	:	:	:	:	:	:	:	:	:
CURRENT + CAPITAL ACCOUNT	4 346	4 286	61	4 631	4 388	242	5 135	4 372	763

15.5.
Reporter: Austria
Partner: Other European Countries

(Mio ECU)

	1992			1993			1994		
	Credit	Debit	Net	Credit	Debit	Net	Credit	Debit	Net
GOODS	4 047	2 986	1 060	4 382	3 179	1 203	5 124	4 033	1 091
SERVICES	2 527	1 189	1 339	2 851	1 301	1 550	2 926	1 583	1 343
Transportation	130	0	130	204	0	204	208	0	208
Sea transport	:	:	:	:	:	:	:	:	:
Air transport	:	:	:	:	:	:	:	:	:
Other transportation	:	:	:	:	:	:	:	:	:
Travel	195	682	-486	248	740	-493	288	879	-591
Other services	2 202	507	1 695	2 399	561	1 838	2 429	704	1 725
Communications services	0	3	-2	0	5	-4	1	4	-3
Construction services	164	79	85	167	83	84	274	168	107
Insurance services	28	14	13	38	17	21	40	28	12
Financial services	18	8	10	20	19	1	32	24	8
Computer and information services	:	:	:	:	:	:	:	:	:
Royalties and licence fees	12	1	11	6	2	4	8	6	2
Other business services	1 975	392	1 583	2 157	422	1 735	2 076	463	1 613
Personal, cultural and recreational	1	2	-1	1	3	-2	1	4	-3
Government services, n i e	4	8	-4	10	10	-1	-3	9	-11
Services not allocated	0	0	0	0	0	0	0	0	0
INCOME	462	-76	539	584	295	289	538	192	346
Compensation of employees	7	71	-64	8	126	-118	9	33	-23
Investment Income	455	-148	603	576	169	407	529	160	369
CURRENT TRANSFERS	77	165	-88	73	244	-171	58	251	-193
CURRENT ACCOUNT	:	:	:	:	:	:	:	:	:
CURRENT + CAPITAL ACCOUNT	7 114	4 264	2 850	7 890	5 019	2 871	8 645	6 059	2 586

15.6.
Reporter: Austria
Partner: Czech Republic

(Mio ECU)

	1992			1993			1994		
	Credit	Debit	Net	Credit	Debit	Net	Credit	Debit	Net
GOODS	928	669	258	788	614	173	994	834	159
SERVICES	691	302	389	710	289	421	628	272	356
Transportation	25	0	25	36	0	36	24	0	24
Sea transport	:	:	:	:	:	:	:	:	:
Air transport	:	:	:	:	:	:	:	:	:
Other transportation	:	:	:	:	:	:	:	:	:
Travel	50	151	-101	51	163	-111	44	155	-112
Other services	616	151	465	623	127	496	560	117	443
Communications services	0	0	0	0	0	0	0	0	0
Construction services	24	9	15	28	14	15	53	13	40
Insurance services	4	1	3	5	2	3	3	3	0
Financial services	2	1	2	3	5	-1	12	5	7
Computer and information services	:	:	:	:	:	:	:	:	:
Royalties and licence fees	0	0	0	0	0	0	1	1	1
Other business services	584	137	447	585	101	484	490	92	398
Personal, cultural and recreational	1	1	0	0	2	-2	0	1	-1
Government services, n i e	1	2	0	1	3	-2	1	1	-1
Services not allocated	0	0	0	0	0	0	0	0	0
INCOME	22	32	-10	42	62	-20	38	18	20
Compensation of employees	1	3	-2	2	41	-39	1	4	-3
Investment Income	21	29	-8	40	21	18	37	14	23
CURRENT TRANSFERS	6	20	-15	5	12	-7	5	15	-10
CURRENT ACCOUNT	:	:	:	:	:	:	:	:	:
CURRENT + CAPITAL ACCOUNT	1 647	1 024	622	1 545	977	567	1 665	1 140	525

15.7.

Reporter: Austria

Partner: Hungary

(Mio ECU)

	1992			1993			1994		
	Credit	Debit	Net	Credit	Debit	Net	Credit	Debit	Net
GOODS	998	718	280	1 138	698	440	1 382	853	530
SERVICES	627	377	251	850	367	483	986	421	564
Transportation	45	0	45	74	0	74	64	0	64
Sea transport	:	:	:	:	:	:	:	:	:
Air transport	:	:	:	:	:	:	:	:	:
Other transportation	:	:	:	:	:	:	:	:	:
Travel	68	230	-162	74	207	-133	82	197	-115
Other services	514	147	368	702	160	541	840	225	615
Communications services	0	1	0	0	1	-1	0	0	0
Construction services	20	35	-15	49	21	28	140	97	44
Insurance services	11	3	9	14	3	11	19	6	13
Financial services	3	2	1	5	2	3	4	2	2
Computer and information services	:	:	:	:	:	:	:	:	:
Royalties and licence fees	1	0	1	2	0	2	2	0	2
Other business services	477	105	372	630	131	499	673	118	555
Personal, cultural and recreational	0	0	0	0	0	0	0	0	0
Government services, n i e	1	1	0	2	3	-1	1	1	-1
Services not allocated	0	0	0	0	0	0	0	0	0
INCOME	105	29	76	130	63	68	144	22	121
Compensation of employees	2	6	-4	3	44	-41	3	9	-6
Investment Income	103	23	80	127	19	109	141	14	127
CURRENT TRANSFERS	5	12	-8	7	24	-17	11	24	-13
CURRENT ACCOUNT	:	:	:	:	:	:	:	:	:
CURRENT + CAPITAL ACCOUNT	1 735	1 136	599	2 125	1 152	974	2 523	1 320	1 203

15.8.

Reporter: Austria

Partner: Poland

(Mio ECU)

	1992			1993			1994		
	Credit	Debit	Net	Credit	Debit	Net	Credit	Debit	Net
GOODS	484	343	141	460	329	131	436	371	65
SERVICES	245	89	156	293	95	197	290	73	218
Transportation	12	0	12	16	0	16	20	0	20
Sea transport	:	:	:	:	:	:	:	:	:
Air transport	:	:	:	:	:	:	:	:	:
Other transportation	:	:	:	:	:	:	:	:	:
Travel	9	33	-24	13	27	-14	20	15	5
Other services	223	56	167	263	69	195	250	58	192
Communications services	0	1	-1	0	2	-2	0	0	0
Construction services	55	15	40	40	23	17	19	16	3
Insurance services	2	1	1	2	1	0	1	2	-1
Financial services	2	1	1	4	1	3	4	0	3
Computer and information services	:	:	:	:	:	:	:	:	:
Royalties and licence fees	0	0	0	0	0	0	0	0	0
Other business services	167	37	130	218	39	179	224	36	188
Personal, cultural and recreational	0	0	0	1	0	1	0	0	0
Government services, n i e	-3	1	-5	-2	2	-3	2	2	0
Services not allocated	0	0	0	0	0	0	0	0	0
INCOME	115	21	93	116	21	95	79	22	57
Compensation of employees	0	2	-2	0	4	-4	0	4	-3
Investment Income	114	19	95	116	17	99	78	18	60
CURRENT TRANSFERS	2	5	-3	1	7	-6	12	11	1
CURRENT ACCOUNT	:	:	:	:	:	:	:	:	:
CURRENT + CAPITAL ACCOUNT	845	459	386	870	453	417	817	476	341

15.9.
Reporter: Austria
Partner: Russia

(Mio ECU)

	1992			1993			1994		
	Credit	Debit	Net	Credit	Debit	Net	Credit	Debit	Net
GOODS	474	525	-51	450	567	-117	546	754	-209
SERVICES	316	77	239	180	75	105	-106	107	-213
Transportation	17	0	17	10	0	10	11	0	11
Sea transport	:	:	:	:	:	:	:	:	:
Air transport	:	:	:	:	:	:	:	:	:
Other transportation	:	:	:	:	:	:	:	:	:
Travel	11	32	-22	18	14	4	21	10	12
Other services	289	45	244	151	60	91	-139	97	-236
Communications services	0	0	0	0	0	0	0	0	0
Construction services	55	3	52	42	10	33	38	14	24
Insurance services	1	2	-1	3	1	2	3	1	2
Financial services	3	1	2	1	3	-2	6	12	-5
Computer and information services	:	:	:	:	:	:	:	:	:
Royalties and licence fees	0	0	0	0	0	0	0	0	0
Other business services	229	38	192	104	45	59	-187	68	-256
Personal, cultural and recreational	0	0	0	0	0	0	0	1	-1
Government services, n i e	0	2	-1	1	1	0	1	1	-1
Services not allocated	0	0	0	0	0	0	0	0	0
INCOME	103	-301	405	168	27	141	123	28	95
Compensation of employees	1	2	-2	0	4	-3	1	5	-4
Investment Income	103	-304	406	167	23	144	123	24	99
CURRENT TRANSFERS	33	2	31	22	4	18	5	8	-3
CURRENT ACCOUNT	:	:	:	:	:	:	:	:	:
CURRENT + CAPITAL ACCOUNT	927	304	624	819	673	146	568	898	-330

15.10.
Reporter: Austria
Partner: Turkey

(Mio ECU)

	1992			1993			1994		
	Credit	Debit	Net	Credit	Debit	Net	Credit	Debit	Net
GOODS	219	184	36	220	212	8	144	245	-101
SERVICES	20	137	-118	66	115	-49	60	82	-22
Transportation	3	0	3	7	0	7	4	0	4
Sea transport	:	:	:	:	:	:	:	:	:
Air transport	:	:	:	:	:	:	:	:	:
Other transportation	:	:	:	:	:	:	:	:	:
Travel	13	121	-108	16	98	-82	14	70	-56
Other services	3	16	-13	43	17	26	41	12	30
Communications services	0	1	-1	0	0	0	0	0	0
Construction services	1	3	-2	0	1	-1	7	2	5
Insurance services	0	0	0	0	0	0	0	1	-1
Financial services	2	1	1	1	0	1	1	0	0
Computer and information services	:	:	:	:	:	:	:	:	:
Royalties and licence fees	0	0	0	0	0	0	0	0	0
Other business services	-2	10	-12	38	13	25	30	8	23
Personal, cultural and recreational	0	0	0	0	0	0	0	0	0
Government services, n i e	3	1	2	3	2	1	3	1	3
Services not allocated	0	0	0	0	0	0	0	0	0
INCOME	24	56	-32	32	33	0	29	8	21
Compensation of employees	2	49	-48	2	25	-23	2	2	0
Investment Income	22	7	15	30	7	23	27	5	22
CURRENT TRANSFERS	10	67	-57	11	113	-101	8	112	-104
CURRENT ACCOUNT	:	:	:	:	:	:	:	:	:
CURRENT + CAPITAL ACCOUNT	273	445	-172	329	472	-143	241	446	-205

15.11.

Reporter: Austria

Partner: Africa

(Mio ECU)

	1992			1993			1994		
	Credit	Debit	Net	Credit	Debit	Net	Credit	Debit	Net
GOODS	446	775	-329	473	831	-358	581	763	-182
SERVICES	223	92	131	220	98	122	372	105	266
Transportation	3	0	3	3	0	3	3	0	3
Sea transport	:	:	:	:	:	:	:	:	:
Air transport	:	:	:	:	:	:	:	:	:
Other transportation	:	:	:	:	:	:	:	:	:
Travel	31	70	-39	33	52	-19	31	48	-16
Other services	189	22	168	184	46	138	338	57	280
Communications services	0	1	-1	1	2	-1	0	2	-2
Construction services	7	1	6	14	1	12	17	7	10
Insurance services	0	0	0	0	0	0	1	1	0
Financial services	1	2	0	16	1	15	3	2	1
Computer and information services	:	:	:	:	:	:	:	:	:
Royalties and licence fees	0	0	0	0	0	0	0	0	0
Other business services	165	15	149	143	39	104	301	45	256
Personal, cultural and recreational	1	0	1	0	0	0	0	0	0
Government services, n i e	15	1	13	10	1	9	16	1	15
Services not allocated	0	0	0	0	0	0	0	0	0
INCOME	218	38	180	193	39	154	153	40	113
Compensation of employees	0	0	0	0	1	-1	0	1	-1
Investment Income	218	38	180	193	39	154	152	38	114
CURRENT TRANSFERS	2	47	-45	3	26	-23	4	27	-23
CURRENT ACCOUNT	:	:	:	:	:	:	:	:	:
CURRENT + CAPITAL ACCOUNT	889	952	-63	888	994	-106	1 109	936	174

15.12.

Reporter: Austria

Partner: North African Countries

(Mio ECU)

	1992			1993			1994		
	Credit	Debit	Net	Credit	Debit	Net	Credit	Debit	Net
GOODS	239	348	-109	246	330	-85	330	419	-89
SERVICES	155	66	89	107	76	31	248	73	175
Transportation	1	0	1	1	0	1	1	0	1
Sea transport	:	:	:	:	:	:	:	:	:
Air transport	:	:	:	:	:	:	:	:	:
Other transportation	:	:	:	:	:	:	:	:	:
Travel	11	54	-43	7	40	-33	6	35	-29
Other services	143	12	131	99	37	62	241	38	203
Communications services	0	1	-1	1	2	-1	0	2	-2
Construction services	5	0	5	10	1	9	13	4	8
Insurance services	0	0	0	0	0	0	0	0	0
Financial services	1	1	0	2	1	1	2	0	1
Computer and information services	:	:	:	:	:	:	:	:	:
Royalties and licence fees	0	0	0	0	0	0	0	0	0
Other business services	128	9	120	83	33	50	218	31	187
Personal, cultural and recreational	0	0	0	0	0	0	0	0	0
Government services, n i e	8	1	8	4	0	4	8	0	8
Services not allocated	0	0	0	0	0	0	0	0	0
INCOME	138	30	108	113	30	83	80	30	51
Compensation of employees	0	0	0	0	0	0	0	0	0
Investment Income	138	30	108	113	30	83	80	29	51
CURRENT TRANSFERS	1	4	-3	0	5	-5	1	5	-3
CURRENT ACCOUNT	:	:	:	:	:	:	:	:	:
CURRENT + CAPITAL ACCOUNT	533	448	85	466	442	24	660	527	133

15.13.
Reporter: Austria
Partner: Morocco

(Mio ECU)

	1992			1993			1994		
	Credit	Debit	Net	Credit	Debit	Net	Credit	Debit	Net
GOODS	11	27	-17	19	31	-13	15	37	-22
SERVICES	2	6	-4	-4	6	-10	4	5	-2
Transportation	0	0	0	0	0	0	0	0	0
Sea transport	:	:	:	:	:	:	:	:	:
Air transport	:	:	:	:	:	:	:	:	:
Other transportation	:	:	:	:	:	:	:	:	:
Travel	0	6	-6	0	6	-6	0	5	-5
Other services	2	0	2	-4	1	-4	4	0	4
Communications services	0	0	0	0	0	0	0	0	0
Construction services	0	0	0	0	0	0	0	0	0
Insurance services	0	0	0	0	0	0	0	0	0
Financial services	0	0	0	0	0	0	0	0	0
Computer and information services	:	:	:	:	:	:	:	:	:
Royalties and licence fees	0	0	0	0	0	0	0	0	0
Other business services	2	0	2	-4	0	-4	3	0	3
Personal, cultural and recreational	0	0	0	0	0	0	0	0	0
Government services, n i e	0	0	0	0	0	0	0	0	0
Services not allocated	0	0	0	0	0	0	0	0	0
INCOME	6	4	2	10	11	-1	10	10	0
Compensation of employees	0	0	0	0	0	0	0	0	0
Investment Income	6	4	2	10	11	-1	10	10	0
CURRENT TRANSFERS	0	0	0	0	0	0	0	0	0
CURRENT ACCOUNT	:	:	:	:	:	:	:	:	:
CURRENT + CAPITAL ACCOUNT	19	38	-19	25	49	-23	28	53	-24

15.14.
Reporter: Austria
Partner: Other African Countries

(Mio ECU)

	1992			1993			1994		
	Credit	Debit	Net	Credit	Debit	Net	Credit	Debit	Net
GOODS	:	:	:	:	:	:	:	:	:
SERVICES	:	:	:	:	:	:	:	:	:
Transportation	:	:	:	:	:	:	:	:	:
Sea transport	:	:	:	:	:	:	:	:	:
Air transport	:	:	:	:	:	:	:	:	:
Other transportation	:	:	:	:	:	:	:	:	:
Travel	:	:	:	:	:	:	:	:	:
Other services	:	:	:	:	:	:	:	:	:
Communications services	:	:	:	:	:	:	:	:	:
Construction services	:	:	:	:	:	:	:	:	:
Insurance services	:	:	:	:	:	:	:	:	:
Financial services	:	:	:	:	:	:	:	:	:
Computer and information services	:	:	:	:	:	:	:	:	:
Royalties and licence fees	:	:	:	:	:	:	:	:	:
Other business services	:	:	:	:	:	:	:	:	:
Personal, cultural and recreational	:	:	:	:	:	:	:	:	:
Government services, n i e	:	:	:	:	:	:	:	:	:
Services not allocated	:	:	:	:	:	:	:	:	:
INCOME	:	:	:	:	:	:	:	:	:
Compensation of employees	:	:	:	:	:	:	:	:	:
Investment Income	:	:	:	:	:	:	:	:	:
CURRENT TRANSFERS	:	:	:	:	:	:	:	:	:
CURRENT ACCOUNT	:	:	:	:	:	:	:	:	:
CURRENT + CAPITAL ACCOUNT	:	:	:	:	:	:	:	:	:

15.15.

Reporter: Austria

Partner: America

(Mio ECU)

	1992			1993			1994		
	Credit	Debit	Net	Credit	Debit	Net	Credit	Debit	Net
GOODS	1 402	2 246	-845	1 700	2 351	-651	1 958	2 760	-802
SERVICES	1 487	1 834	-347	1 779	2 332	-553	1 855	2 451	-596
Transportation	118	0	118	141	0	141	128	0	128
Sea transport	:	:	:	:	:	:	:	:	:
Air transport	:	:	:	:	:	:	:	:	:
Other transportation	:	:	:	:	:	:	:	:	:
Travel	662	1 003	-341	765	1 269	-504	693	1 396	-704
Other services	708	831	-123	873	1 063	-190	1 035	1 055	-19
Communications services	4	2	2	7	19	-12	13	28	-14
Construction services	18	16	2	26	22	4	35	21	14
Insurance services	15	19	-4	19	26	-7	27	29	-3
Financial services	177	164	14	297	297	1	210	228	-18
Computer and information services	:	:	:	:	:	:	:	:	:
Royalties and licence fees	29	115	-85	30	127	-97	23	130	-107
Other business services	378	491	-112	386	545	-159	516	583	-67
Personal, cultural and recreational	5	10	-6	21	15	6	7	12	-5
Government services, n i e	81	14	67	87	12	75	205	24	180
Services not allocated	0	0	0	0	0	0	0	0	0
INCOME	639	606	33	815	624	191	733	698	35
Compensation of employees	11	6	5	13	12	1	13	12	2
Investment Income	628	600	28	802	612	189	719	686	34
CURRENT TRANSFERS	102	168	-66	93	246	-153	92	233	-141
CURRENT ACCOUNT	:	:	:	:	:	:	:	:	:
CURRENT + CAPITAL ACCOUNT	3 630	4 854	-1 224	4 386	5 553	-1 167	4 638	6 141	-1 503

15.16.

Reporter: Austria

Partner: Canada

(Mio ECU)

	1992			1993			1994		
	Credit	Debit	Net	Credit	Debit	Net	Credit	Debit	Net
GOODS	194	206	-12	218	161	57	250	312	-63
SERVICES	45	127	-83	40	140	-100	64	161	-97
Transportation	4	0	4	3	0	3	4	0	4
Sea transport	:	:	:	:	:	:	:	:	:
Air transport	:	:	:	:	:	:	:	:	:
Other transportation	:	:	:	:	:	:	:	:	:
Travel	23	43	-20	28	101	-73	34	78	-44
Other services	18	84	-66	8	39	-31	26	83	-58
Communications services	0	0	0	0	0	0	0	0	0
Construction services	0	1	0	0	0	0	5	1	4
Insurance services	1	0	0	5	0	5	10	0	10
Financial services	6	8	-2	2	3	-1	1	2	-1
Computer and information services	:	:	:	:	:	:	:	:	:
Royalties and licence fees	0	0	0	0	1	-1	0	3	-3
Other business services	7	73	-66	-7	31	-38	1	75	-75
Personal, cultural and recreational	0	0	0	0	1	-1	0	0	0
Government services, n i e	4	1	3	8	1	6	8	1	7
Services not allocated	0	0	0	0	0	0	0	0	0
INCOME	87	50	37	130	63	67	102	51	51
Compensation of employees	1	0	1	0	1	-1	0	1	0
Investment Income	86	49	37	130	62	67	101	51	51
CURRENT TRANSFERS	4	12	-9	7	15	-7	7	17	-10
CURRENT ACCOUNT	:	:	:	:	:	:	:	:	:
CURRENT + CAPITAL ACCOUNT	329	395	-66	395	378	16	423	542	-119

15.17.
Reporter: Austria
Partner: USA

	<i>(Mio ECU)</i>								
	1992			1993			1994		
	Credit	Debit	Net	Credit	Debit	Net	Credit	Debit	Net
GOODS	905	1 661	-756	1 156	1 840	-683	1 313	2 031	-719
SERVICES	1 278	1 639	-361	1 689	2 127	-438	1 754	2 224	-470
Transportation	70	0	70	87	0	87	85	0	85
Sea transport	:	:	:	:	:	:	:	:	:
Air transport	:	:	:	:	:	:	:	:	:
Other transportation	:	:	:	:	:	:	:	:	:
Travel	635	924	-289	728	1 138	-410	654	1 290	-636
Other services	574	715	-141	874	989	-115	1 015	934	81
Communications services	4	2	2	7	18	-12	13	27	-14
Construction services	18	15	2	24	20	4	29	18	11
Insurance services	15	18	-3	14	25	-11	16	28	-11
Financial services	152	152	0	283	282	1	202	222	-20
Computer and information services	:	:	:	:	:	:	:	:	:
Royalties and licence fees	29	113	-84	30	124	-94	23	124	-101
Other business services	278	395	-117	421	497	-76	531	483	49
Personal, cultural and recreational	5	10	-5	21	14	7	7	12	-5
Government services, n i e	74	10	64	75	9	66	194	21	174
Services not allocated	0	0	0	0	0	0	0	0	0
INCOME	374	490	-116	465	486	-21	461	592	-131
Compensation of employees	10	6	4	12	10	2	13	10	2
Investment Income	364	485	-120	452	475	-23	448	582	-134
CURRENT TRANSFERS	96	137	-41	84	203	-120	82	171	-89
CURRENT ACCOUNT	:	:	:	:	:	:	:	:	:
CURRENT + CAPITAL ACCOUNT	2 654	3 927	-1 273	3 394	4 656	-1 262	3 610	5 019	-1 409

15.18.
Reporter: Austria
Partner: Central American Countries

	<i>(Mio ECU)</i>								
	1992			1993			1994		
	Credit	Debit	Net	Credit	Debit	Net	Credit	Debit	Net
GOODS	113	137	-24	104	116	-12	123	137	-14
SERVICES	171	48	123	101	39	61	86	49	37
Transportation	44	0	44	51	0	51	37	0	37
Sea transport	:	:	:	:	:	:	:	:	:
Air transport	:	:	:	:	:	:	:	:	:
Other transportation	:	:	:	:	:	:	:	:	:
Travel	1	26	-25	5	24	-19	2	21	-20
Other services	126	22	104	45	16	30	47	27	20
Communications services	0	0	0	0	0	0	0	0	0
Construction services	0	0	0	0	1	-1	1	1	0
Insurance services	0	1	-1	0	1	0	0	1	-1
Financial services	18	4	14	7	3	4	6	4	2
Computer and information services	:	:	:	:	:	:	:	:	:
Royalties and licence fees	0	1	-1	0	1	-1	0	1	-1
Other business services	107	16	92	37	9	27	41	19	22
Personal, cultural and recreational	0	0	0	0	0	0	0	0	0
Government services, n i e	1	0	1	1	0	1	-1	1	-2
Services not allocated	0	0	0	0	0	0	0	0	0
INCOME	111	54	58	156	66	90	120	50	70
Compensation of employees	0	0	0	0	0	0	0	0	0
Investment Income	111	53	58	156	66	90	120	50	70
CURRENT TRANSFERS	1	7	-6	1	10	-9	1	28	-27
CURRENT ACCOUNT	:	:	:	:	:	:	:	:	:
CURRENT + CAPITAL ACCOUNT	396	245	151	362	231	131	330	264	66

15.19.

Reporter: Austria

Partner: South American Countries

(Mio ECU)

	1992			1993			1994		
	Credit	Debit	Net	Credit	Debit	Net	Credit	Debit	Net
GOODS	189	243	-53	222	234	-12	273	279	-6
SERVICES	-8	19	-26	-51	25	-76	-49	17	-66
Transportation	0	0	0	0	0	0	1	0	1
Sea transport	:	:	:	:	:	:	:	:	:
Air transport	:	:	:	:	:	:	:	:	:
Other transportation	:	:	:	:	:	:	:	:	:
Travel	2	9	-7	4	6	-3	3	7	-4
Other services	-10	10	-19	-55	19	-74	-53	10	-63
Communications services	0	0	0	0	0	0	0	0	0
Construction services	0	0	0	1	0	1	0	1	0
Insurance services	0	0	0	0	0	0	0	0	0
Financial services	2	0	2	5	8	-3	1	0	1
Computer and information services	:	:	:	:	:	:	:	:	:
Royalties and licence fees	0	0	0	0	0	0	0	2	-2
Other business services	-14	7	-21	-64	9	-73	-58	6	-64
Personal, cultural and recreational	0	0	0	0	0	0	0	0	0
Government services, n i e	2	2	0	3	1	2	3	1	1
Services not allocated	0	0	0	0	0	0	0	0	0
INCOME	67	13	54	64	10	54	50	4	46
Compensation of employees	0	0	0	0	0	0	0	1	-1
Investment Income	67	12	54	64	9	54	50	3	47
CURRENT TRANSFERS	1	12	-10	1	18	-17	1	17	-16
CURRENT ACCOUNT	:	:	:	:	:	:	:	:	:
CURRENT + CAPITAL ACCOUNT	250	286	-36	236	287	-52	275	317	-42

15.20.

Reporter: Austria

Partner: Argentina

(Mio ECU)

	1992			1993			1994		
	Credit	Debit	Net	Credit	Debit	Net	Credit	Debit	Net
GOODS	45	15	30	47	11	36	64	18	46
SERVICES	4	9	-5	2	6	-4	-2	3	-5
Transportation	0	0	0	0	0	0	0	0	0
Sea transport	:	:	:	:	:	:	:	:	:
Air transport	:	:	:	:	:	:	:	:	:
Other transportation	:	:	:	:	:	:	:	:	:
Travel	1	6	-5	1	2	0	1	1	0
Other services	3	3	0	1	4	-4	-3	1	-5
Communications services	0	0	0	0	0	0	0	0	0
Construction services	0	0	0	0	0	0	0	0	0
Insurance services	0	0	0	0	0	0	0	0	0
Financial services	1	0	1	1	0	0	0	0	0
Computer and information services	:	:	:	:	:	:	:	:	:
Royalties and licence fees	0	0	0	0	0	0	0	0	0
Other business services	2	2	0	0	3	-2	-4	1	-4
Personal, cultural and recreational	0	0	0	0	0	0	0	0	0
Government services, n i e	0	1	-1	0	1	-1	0	1	-1
Services not allocated	0	0	0	0	0	0	0	0	0
INCOME	16	0	15	17	1	16	13	0	13
Compensation of employees	0	0	0	0	0	0	0	0	0
Investment Income	16	0	15	17	1	16	13	0	13
CURRENT TRANSFERS	0	1	-1	0	3	-2	0	1	-1
CURRENT ACCOUNT	:	:	:	:	:	:	:	:	:
CURRENT + CAPITAL ACCOUNT	65	25	40	67	20	46	76	23	53

15.21.
Reporter: Austria
Partner: Brazil

(Mio ECU)

	1992			1993			1994		
	Credit	Debit	Net	Credit	Debit	Net	Credit	Debit	Net
GOODS	47	121	-74	63	120	-57	107	170	-64
SERVICES	-14	6	-20	-76	15	-91	-72	9	-82
Transportation	0	0	0	0	0	0	0	0	0
Sea transport	:	:	:	:	:	:	:	:	:
Air transport	:	:	:	:	:	:	:	:	:
Other transportation	:	:	:	:	:	:	:	:	:
Travel	1	2	-1	2	2	-1	1	3	-1
Other services	-15	4	-19	-78	13	-91	-74	7	-81
Communications services	0	0	0	0	0	0	0	0	0
Construction services	0	0	0	0	0	0	0	0	0
Insurance services	0	0	0	0	0	0	0	0	0
Financial services	0	0	0	5	8	-3	0	0	0
Computer and information services	:	:	:	:	:	:	:	:	:
Royalties and licence fees	0	0	0	0	0	0	0	2	-2
Other business services	-16	3	-20	-84	5	-89	-77	4	-80
Personal, cultural and recreational	0	0	0	0	0	0	0	0	0
Government services, n i e	1	0	1	1	0	1	2	0	2
Services not allocated	0	0	0	0	0	0	0	0	0
INCOME	12	3	9	28	4	24	21	2	20
Compensation of employees	0	0	0	0	0	0	0	0	0
Investment Income	12	3	9	28	4	24	21	1	20
CURRENT TRANSFERS	1	4	-3	0	6	-6	1	7	-7
CURRENT ACCOUNT	:	:	:	:	:	:	:	:	:
CURRENT + CAPITAL ACCOUNT	47	134	-87	15	145	-130	56	189	-133

15.22.
Reporter: Austria
Partner: Asia

(Mio ECU)

	1992			1993			1994		
	Credit	Debit	Net	Credit	Debit	Net	Credit	Debit	Net
GOODS	2 372	4 218	-1 846	2 612	4 293	-1 680	2 672	4 818	-2 147
SERVICES	634	524	110	1 308	706	602	1 446	699	747
Transportation	17	0	17	26	0	26	33	0	33
Sea transport	:	:	:	:	:	:	:	:	:
Air transport	:	:	:	:	:	:	:	:	:
Other transportation	:	:	:	:	:	:	:	:	:
Travel	242	134	109	224	148	77	155	135	20
Other services	375	390	-15	1 057	558	500	1 258	565	693
Communications services	0	1	-1	0	2	-1	1	1	1
Construction services	41	17	25	18	22	-5	39	24	15
Insurance services	6	6	-1	8	7	1	12	4	8
Financial services	29	37	-8	18	19	-1	23	28	-5
Computer and information services	:	:	:	:	:	:	:	:	:
Royalties and licence fees	3	4	-1	8	3	5	9	4	5
Other business services	264	315	-52	958	498	459	1 144	493	650
Personal, cultural and recreational	3	0	3	3	0	2	2	1	2
Government services, n i e	29	9	20	45	7	38	28	11	17
Services not allocated	0	0	0	0	0	0	0	0	0
INCOME	399	574	-175	479	445	34	455	503	-48
Compensation of employees	4	3	1	5	5	0	4	8	-4
Investment Income	395	571	-175	474	440	35	450	495	-44
CURRENT TRANSFERS	27	47	-21	29	67	-38	57	61	-4
CURRENT ACCOUNT	:	:	:	:	:	:	:	:	:
CURRENT + CAPITAL ACCOUNT	3 432	5 363	-1 931	4 428	5 510	-1 083	4 629	6 081	-1 452

15.23.

Reporter: Austria

Partner: Near and Middle East Countries

(Mio ECU)

	1992			1993			1994		
	Credit	Debit	Net	Credit	Debit	Net	Credit	Debit	Net
GOODS	745	399	346	693	357	336	624	399	225
SERVICES	311	108	204	546	84	462	442	78	364
Transportation	4	0	4	7	0	7	5	0	5
Sea transport	:	:	:	:	:	:	:	:	:
Air transport	:	:	:	:	:	:	:	:	:
Other transportation	:	:	:	:	:	:	:	:	:
Travel	154	34	120	101	35	66	50	33	17
Other services	153	73	80	438	49	389	387	45	343
Communications services	0	0	0	0	1	-1	1	0	1
Construction services	15	7	8	4	7	-3	2	4	-2
Insurance services	0	1	-1	0	2	-2	1	0	0
Financial services	9	7	2	6	5	1	7	9	-2
Computer and information services	:	:	:	:	:	:	:	:	:
Royalties and licence fees	0	0	0	0	0	0	0	0	0
Other business services	119	56	63	412	34	379	362	28	334
Personal, cultural and recreational	0	0	0	0	0	0	0	0	0
Government services, n i e	10	2	8	15	1	14	14	3	11
Services not allocated	0	0	0	0	0	0	0	0	0
INCOME	61	74	-13	63	76	-13	134	64	70
Compensation of employees	0	2	-1	1	2	-1	1	2	-1
Investment Income	61	73	-12	62	74	-12	133	62	71
CURRENT TRANSFERS	6	18	-12	5	22	-17	7	20	-13
CURRENT ACCOUNT	:	:	:	:	:	:	:	:	:
CURRENT + CAPITAL ACCOUNT	1 124	599	525	1 306	539	767	1 208	561	646

15.24.

Reporter: Austria

Partner: Other Near and Middle East Countries

(Mio ECU)

	1992			1993			1994		
	Credit	Debit	Net	Credit	Debit	Net	Credit	Debit	Net
GOODS	82	41	41	76	42	33	84	36	48
SERVICES	19	15	4	97	14	82	117	15	102
Transportation	0	0	0	2	0	2	3	0	3
Sea transport	:	:	:	:	:	:	:	:	:
Air transport	:	:	:	:	:	:	:	:	:
Other transportation	:	:	:	:	:	:	:	:	:
Travel	14	7	7	20	9	11	10	10	0
Other services	4	8	-4	75	5	70	104	5	100
Communications services	0	0	0	0	0	0	1	0	1
Construction services	0	0	0	0	0	0	0	0	0
Insurance services	0	0	0	0	0	0	0	0	0
Financial services	2	1	1	1	0	1	1	0	0
Computer and information services	:	:	:	:	:	:	:	:	:
Royalties and licence fees	0	0	0	0	0	0	0	0	0
Other business services	2	6	-4	73	5	68	102	4	98
Personal, cultural and recreational	0	0	0	0	0	0	0	0	0
Government services, n i e	0	0	0	1	0	1	1	0	0
Services not allocated	0	0	0	0	0	0	0	0	0
INCOME	10	11	-2	11	13	-2	14	12	2
Compensation of employees	0	0	0	0	0	0	0	0	0
Investment Income	10	11	-2	11	13	-2	14	12	2
CURRENT TRANSFERS	1	1	0	0	2	-2	0	3	-3
CURRENT ACCOUNT	:	:	:	:	:	:	:	:	:
CURRENT + CAPITAL ACCOUNT	111	68	43	183	71	112	215	66	150

15.25.
Reporter: Austria
Partner: Other Asian Countries

(Mio ECU)

	1992			1993			1994		
	Credit	Debit	Net	Credit	Debit	Net	Credit	Debit	Net
GOODS	1 627	3 819	-2 192	1 920	3 936	-2 016	2 047	4 419	-2 372
SERVICES	323	416	-93	762	622	140	1 004	621	383
Transportation	13	0	13	19	0	19	28	0	28
Sea transport	:	:	:	:	:	:	:	:	:
Air transport	:	:	:	:	:	:	:	:	:
Other transportation	:	:	:	:	:	:	:	:	:
Travel	88	99	-11	123	113	10	105	102	4
Other services	222	317	-95	620	509	111	870	520	351
Communications services	0	1	-1	0	1	-1	0	0	0
Construction services	26	10	16	14	15	-2	37	20	16
Insurance services	5	5	0	8	5	3	11	3	8
Financial services	20	29	-9	12	14	-2	15	19	-3
Computer and information services	:	:	:	:	:	:	:	:	:
Royalties and licence fees	3	4	-1	8	3	5	9	4	5
Other business services	145	259	-114	545	464	81	782	465	317
Personal, cultural and recreational	3	0	3	3	0	2	2	1	2
Government services, n i e	20	8	12	30	6	24	13	7	6
Services not allocated	0	0	0	0	0	0	0	0	0
INCOME	338	499	-162	416	369	47	321	439	-119
Compensation of employees	3	1	2	4	3	1	4	6	-3
Investment Income	334	498	-164	412	366	47	317	433	-116
CURRENT TRANSFERS	21	30	-9	24	45	-21	49	40	9
CURRENT ACCOUNT	:	:	:	:	:	:	:	:	:
CURRENT + CAPITAL ACCOUNT	2 308	4 765	-2 456	3 122	4 972	-1 850	3 421	5 520	-2 099

15.26.
Reporter: Austria
Partner: China

(Mio ECU)

	1992			1993			1994		
	Credit	Debit	Net	Credit	Debit	Net	Credit	Debit	Net
GOODS	182	420	-238	269	571	-302	275	715	-440
SERVICES	82	12	70	256	21	235	237	24	213
Transportation	0	0	0	0	0	0	0	0	0
Sea transport	:	:	:	:	:	:	:	:	:
Air transport	:	:	:	:	:	:	:	:	:
Other transportation	:	:	:	:	:	:	:	:	:
Travel	1	7	-6	1	6	-5	0	5	-4
Other services	80	5	76	255	15	240	236	19	217
Communications services	0	0	0	0	0	0	0	0	0
Construction services	1	1	0	3	2	1	0	1	-1
Insurance services	0	0	0	0	0	0	0	0	0
Financial services	0	0	0	0	0	0	1	0	1
Computer and information services	:	:	:	:	:	:	:	:	:
Royalties and licence fees	0	0	0	2	0	2	4	0	4
Other business services	78	4	74	246	13	234	225	17	208
Personal, cultural and recreational	0	0	0	0	0	0	0	0	0
Government services, n i e	1	-1	1	4	1	3	6	1	6
Services not allocated	0	0	0	0	0	0	0	0	0
INCOME	24	5	18	31	5	26	36	3	33
Compensation of employees	0	0	0	0	0	0	0	1	-1
Investment Income	24	5	18	31	5	26	36	2	33
CURRENT TRANSFERS	1	1	0	1	7	-6	1	1	0
CURRENT ACCOUNT	:	:	:	:	:	:	:	:	:
CURRENT + CAPITAL ACCOUNT	288	438	-150	558	604	-46	548	742	-194

15.27.

Reporter: Austria

Partner: India

(Mio ECU)

	1992			1993			1994		
	Credit	Debit	Net	Credit	Debit	Net	Credit	Debit	Net
GOODS	78	100	-21	63	124	-61	65	150	-84
SERVICES	25	6	19	-17	7	-24	57	5	52
Transportation	0	0	0	1	0	1	0	0	0
Sea transport	:	:	:	:	:	:	:	:	:
Air transport	:	:	:	:	:	:	:	:	:
Other transportation	:	:	:	:	:	:	:	:	:
Travel	0	3	-3	0	4	-4	0	3	-3
Other services	25	3	22	-18	3	-21	57	3	54
Communications services	0	0	0	0	0	0	0	0	0
Construction services	0	0	0	0	0	0	0	0	0
Insurance services	0	0	0	0	0	0	0	0	0
Financial services	0	0	0	0	0	0	0	0	0
Computer and information services	:	:	:	:	:	:	:	:	:
Royalties and licence fees	0	0	0	1	0	1	1	0	1
Other business services	23	2	21	-20	2	-23	55	2	52
Personal, cultural and recreational	0	0	0	0	0	0	0	0	0
Government services, n i e	1	0	1	1	0	1	1	0	1
Services not allocated	0	0	0	0	0	0	0	0	0
INCOME	3	1	2	3	0	2	4	1	3
Compensation of employees	0	0	0	0	0	0	0	0	0
Investment Income	3	1	2	3	0	2	4	0	3
CURRENT TRANSFERS	0	7	-7	1	10	-9	0	12	-12
CURRENT ACCOUNT	:	:	:	:	:	:	:	:	:
CURRENT + CAPITAL ACCOUNT	106	114	-7	49	141	-92	126	168	-42

15.28.

Reporter: Austria

Partner: Japan

(Mio ECU)

	1992			1993			1994		
	Credit	Debit	Net	Credit	Debit	Net	Credit	Debit	Net
GOODS	512	1 969	-1 457	512	1 816	-1 304	572	1 983	-1 411
SERVICES	51	161	-111	103	294	-191	131	280	-149
Transportation	9	0	9	9	0	9	6	0	6
Sea transport	:	:	:	:	:	:	:	:	:
Air transport	:	:	:	:	:	:	:	:	:
Other transportation	:	:	:	:	:	:	:	:	:
Travel	74	20	54	104	31	73	90	23	67
Other services	-32	141	-174	-10	263	-273	35	256	-222
Communications services	0	0	0	0	0	0	0	0	0
Construction services	1	2	-1	0	1	-1	1	0	0
Insurance services	5	4	0	7	4	4	10	2	8
Financial services	9	7	2	4	7	-4	5	14	-9
Computer and information services	:	:	:	:	:	:	:	:	:
Royalties and licence fees	3	4	-1	5	2	2	3	1	2
Other business services	-66	120	-186	-48	245	-292	15	235	-220
Personal, cultural and recreational	3	0	3	3	0	2	2	0	2
Government services, n i e	13	3	10	18	3	15	-2	3	-5
Services not allocated	0	0	0	0	0	0	0	0	0
INCOME	159	383	-223	143	308	-165	113	383	-269
Compensation of employees	3	1	2	4	1	2	3	2	1
Investment Income	156	382	-226	139	306	-167	110	381	-270
CURRENT TRANSFERS	14	3	11	15	4	11	41	3	38
CURRENT ACCOUNT	:	:	:	:	:	:	:	:	:
CURRENT + CAPITAL ACCOUNT	736	2 516	-1 780	773	2 422	-1 649	857	2 648	-1 791

15.29.
Reporter: Austria
Partner: Australia, Oceania and Other Territories

(Mio ECU)

	1992			1993			1994		
	Credit	Debit	Net	Credit	Debit	Net	Credit	Debit	Net
GOODS	149	48	101	138	48	90	161	57	105
SERVICES	53	40	14	12	30	-18	34	52	-18
Transportation	2	0	2	2	0	2	1	0	1
Sea transport	:	:	:	:	:	:	:	:	:
Air transport	:	:	:	:	:	:	:	:	:
Other transportation	:	:	:	:	:	:	:	:	:
Travel	24	27	-3	15	23	-8	13	30	-17
Other services	27	13	14	-5	7	-12	20	22	-2
Communications services	0	0	0	0	0	0	0	0	0
Construction services	1	0	0	0	0	0	0	1	-1
Insurance services	0	0	0	0	0	0	0	0	0
Financial services	1	1	0	1	1	1	2	1	0
Computer and information services	:	:	:	:	:	:	:	:	:
Royalties and licence fees	0	1	-1	0	0	0	1	0	1
Other business services	25	4	21	-7	5	-12	17	19	-2
Personal, cultural and recreational	0	0	0	0	0	0	0	0	0
Government services, n i e	0	6	-7	1	1	0	1	1	0
Services not allocated	0	0	0	0	0	0	0	0	0
INCOME	37	26	11	20	13	7	19	4	16
Compensation of employees	1	0	0	1	1	0	0	1	-1
Investment Income	36	26	10	19	12	7	19	3	16
CURRENT TRANSFERS	5	8	-3	4	9	-5	5	14	-9
CURRENT ACCOUNT	:	:	:	:	:	:	:	:	:
CURRENT + CAPITAL ACCOUNT	244	122	123	175	101	74	220	127	92

15.30.
Reporter: Austria
Partner: Australia

(Mio ECU)

	1992			1993			1994		
	Credit	Debit	Net	Credit	Debit	Net	Credit	Debit	Net
GOODS	127	26	101	118	23	95	138	28	111
SERVICES	59	36	23	24	27	-3	31	45	-14
Transportation	2	0	2	1	0	1	1	0	1
Sea transport	:	:	:	:	:	:	:	:	:
Air transport	:	:	:	:	:	:	:	:	:
Other transportation	:	:	:	:	:	:	:	:	:
Travel	24	25	0	15	20	-5	12	24	-12
Other services	32	12	21	8	7	1	17	21	-4
Communications services	0	0	0	0	0	0	0	0	0
Construction services	1	0	0	0	0	0	0	1	-1
Insurance services	0	0	0	0	0	0	0	0	0
Financial services	1	1	0	1	1	1	1	1	0
Computer and information services	:	:	:	:	:	:	:	:	:
Royalties and licence fees	0	1	-1	0	0	0	1	0	1
Other business services	31	4	27	6	5	1	15	18	-3
Personal, cultural and recreational	0	0	0	0	0	0	0	0	0
Government services, n i e	-1	6	-7	1	1	0	0	1	0
Services not allocated	0	0	0	0	0	0	0	0	0
INCOME	34	25	8	18	13	5	17	4	13
Compensation of employees	0	0	0	1	1	0	0	1	-1
Investment Income	33	25	8	17	12	5	16	3	14
CURRENT TRANSFERS	5	7	-2	4	8	-4	5	13	-8
CURRENT ACCOUNT	:	:	:	:	:	:	:	:	:
CURRENT + CAPITAL ACCOUNT	224	94	130	164	71	94	190	89	101

15.31.

Reporter: Austria

Partner: New Zealand

(Mio ECU)

	1992			1993			1994		
	Credit	Debit	Net	Credit	Debit	Net	Credit	Debit	Net
GOODS	20	21	0	17	24	-6	22	27	-5
SERVICES	-6	3	-9	-12	3	-15	3	5	-1
Transportation	0	0	0	0	0	0	0	0	0
Sea transport	:	:	:	:	:	:	:	:	:
Air transport	:	:	:	:	:	:	:	:	:
Other transportation	:	:	:	:	:	:	:	:	:
Travel	0	2	-2	0	3	-3	0	4	-4
Other services	-6	0	-6	-12	0	-12	3	0	3
Communications services	0	0	0	0	0	0	0	0	0
Construction services	0	0	0	0	0	0	0	0	0
Insurance services	0	0	0	0	0	0	0	0	0
Financial services	0	0	0	0	0	0	0	0	0
Computer and information services	:	:	:	:	:	:	:	:	:
Royalties and licence fees	0	0	0	0	0	0	0	0	0
Other business services	-6	0	-6	-12	0	-12	3	0	3
Personal, cultural and recreational	0	0	0	0	0	0	0	0	0
Government services, n i e	0	0	0	0	0	0	0	0	0
Services not allocated	0	0	0	0	0	0	0	0	0
INCOME	3	1	2	2	0	2	3	0	3
Compensation of employees	0	0	0	0	0	0	0	0	0
Investment Income	3	1	2	2	0	2	3	0	3
CURRENT TRANSFERS	0	1	0	0	1	0	0	1	0
CURRENT ACCOUNT	:	:	:	:	:	:	:	:	:
CURRENT + CAPITAL ACCOUNT	17	25	-8	8	28	-20	28	33	-5

15.32.

Reporter: Austria

Partner: International Organisations

(Mio ECU)

	1992			1993			1994		
	Credit	Debit	Net	Credit	Debit	Net	Credit	Debit	Net
GOODS	0	0	0	0	0	0	0	0	0
SERVICES	161	5	157	201	2	199	129	1	128
Transportation	0	0	0	0	0	0	0	0	0
Sea transport	:	:	:	:	:	:	:	:	:
Air transport	:	:	:	:	:	:	:	:	:
Other transportation	:	:	:	:	:	:	:	:	:
Travel	4	5	-1	2	1	0	0	0	0
Other services	158	0	158	199	0	199	129	1	128
Communications services	0	0	0	0	0	0	0	0	0
Construction services	0	0	0	0	0	0	0	0	0
Insurance services	0	0	0	0	0	0	0	0	0
Financial services	0	0	0	0	0	0	0	0	0
Computer and information services	:	:	:	:	:	:	:	:	:
Royalties and licence fees	0	0	0	0	0	0	0	0	0
Other business services	1	0	1	0	0	0	2	0	2
Personal, cultural and recreational	0	0	0	0	0	0	0	0	0
Government services, n i e	156	0	156	199	0	198	127	1	126
Services not allocated	0	0	0	0	0	0	0	0	0
INCOME	222	29	193	338	28	310	307	14	293
Compensation of employees	0	0	0	0	0	0	0	0	0
Investment Income	222	29	193	338	28	310	307	14	293
CURRENT TRANSFERS	2	44	-42	-1	22	-24	1	26	-25
CURRENT ACCOUNT	:	:	:	:	:	:	:	:	:
CURRENT + CAPITAL ACCOUNT	386	77	308	537	52	485	436	41	396

15.33.
Reporter: Austria
Partner: World not allocated

(Mio ECU)

	1992			1993			1994		
	Credit	Debit	Net	Credit	Debit	Net	Credit	Debit	Net
GOODS	:	:	:	:	:	:	:	:	:
SERVICES	:	:	:	:	:	:	:	:	:
Transportation	:	:	:	:	:	:	:	:	:
Sea transport	:	:	:	:	:	:	:	:	:
Air transport	:	:	:	:	:	:	:	:	:
Other transportation	:	:	:	:	:	:	:	:	:
Travel	:	:	:	:	:	:	:	:	:
Other services	:	:	:	:	:	:	:	:	:
Communications services	:	:	:	:	:	:	:	:	:
Construction services	:	:	:	:	:	:	:	:	:
Insurance services	:	:	:	:	:	:	:	:	:
Financial services	:	:	:	:	:	:	:	:	:
Computer and information services	:	:	:	:	:	:	:	:	:
Royalties and licence fees	:	:	:	:	:	:	:	:	:
Other business services	:	:	:	:	:	:	:	:	:
Personal, cultural and recreational	:	:	:	:	:	:	:	:	:
Government services, n i e	:	:	:	:	:	:	:	:	:
Services not allocated	:	:	:	:	:	:	:	:	:
INCOME	:	:	:	:	:	:	:	:	:
Compensation of employees	:	:	:	:	:	:	:	:	:
Investment Income	:	:	:	:	:	:	:	:	:
CURRENT TRANSFERS	:	:	:	:	:	:	:	:	:
CURRENT ACCOUNT	:	:	:	:	:	:	:	:	:
CURRENT + CAPITAL ACCOUNT	:	:	:	:	:	:	:	:	:

15.34.
Reporter: Austria
Partner: OECD Countries

(Mio ECU)

	1992			1993			1994		
	Credit	Debit	Net	Credit	Debit	Net	Credit	Debit	Net
GOODS	27 101	35 245	-8 144	26 548	34 682	-8 133	29 130	38 421	-9 291
SERVICES	18 194	11 372	6 822	19 772	13 996	5 776	20 040	14 364	5 676
Transportation	1 453	0	1 453	1 733	0	1 733	1 845	0	1 845
Sea transport	:	:	:	:	:	:	:	:	:
Air transport	:	:	:	:	:	:	:	:	:
Other transportation	:	:	:	:	:	:	:	:	:
Travel	10 841	5 705	5 137	11 168	6 213	4 955	10 717	6 936	3 781
Other services	5 900	5 667	232	6 871	7 783	-912	7 477	7 427	50
Communications services	14	16	-2	13	68	-55	17	34	-17
Construction services	320	210	110	296	232	64	370	217	154
Insurance services	360	461	-101	400	497	-97	401	484	-82
Financial services	909	1 002	-92	1 318	1 335	-17	1 171	1 382	-210
Computer and information services	:	:	:	:	:	:	:	:	:
Royalties and licence fees	78	312	-234	85	340	-254	91	360	-269
Other business services	4 016	3 496	520	4 566	5 147	-581	5 032	4 736	296
Personal, cultural and recreational	81	106	-25	104	107	-2	127	118	9
Government services, n i e	122	65	57	88	58	30	267	97	170
Services not allocated	0	0	0	0	0	0	0	0	0
INCOME	5 666	7 124	-1 458	6 110	7 008	-898	5 937	6 569	-632
Compensation of employees	603	119	485	637	130	507	693	111	582
Investment Income	5 063	7 006	-1 943	5 473	6 878	-1 405	5 244	6 458	-1 214
CURRENT TRANSFERS	1 057	1 515	-458	1 172	1 826	-653	1 598	1 826	-228
CURRENT ACCOUNT	:	:	:	:	:	:	:	:	:
CURRENT + CAPITAL ACCOUNT	52 019	55 257	-3 238	53 603	57 512	-3 909	56 705	61 179	-4 475

15.35.

Reporter: Austria

Partner: Countries from Central and Eastern Europe

(Mio ECU)

	1992			1993			1994		
	Credit	Debit	Net	Credit	Debit	Net	Credit	Debit	Net
GOODS	3 238	2 194	1 044	3 624	2 320	1 304	4 340	2 917	1 423
SERVICES	2 101	923	1 178	2 531	1 055	1 476	2 896	1 321	1 575
Transportation	104	0	104	181	0	181	186	0	186
Sea transport	:	:	:	:	:	:	:	:	:
Air transport	:	:	:	:	:	:	:	:	:
Other transportation	:	:	:	:	:	:	:	:	:
Travel	159	486	-327	202	588	-386	239	749	-510
Other services	1 837	437	1 400	2 148	467	1 681	2 471	572	1 899
Communications services	0	2	-2	0	4	-4	1	4	-3
Construction services	107	71	35	121	71	51	222	151	72
Insurance services	27	13	14	34	15	19	37	24	12
Financial services	12	5	7	17	15	1	24	12	12
Computer and information services	:	:	:	:	:	:	:	:	:
Royalties and licence fees	2	1	0	4	1	2	6	2	5
Other business services	1 688	338	1 351	1 965	349	1 615	2 186	371	1 815
Personal, cultural and recreational	1	1	-1	1	3	-1	1	2	-1
Government services, n i e	0	5	-5	6	8	-1	-6	6	-12
Services not allocated	0	0	0	0	0	0	0	0	0
INCOME	329	142	187	374	210	164	373	130	243
Compensation of employees	4	19	-15	6	97	-91	6	25	-18
Investment Income	325	123	202	369	114	255	367	106	261
CURRENT TRANSFERS	32	94	-62	39	123	-84	44	128	-84
CURRENT ACCOUNT	:	:	:	:	:	:	:	:	:
CURRENT + CAPITAL ACCOUNT	5 699	3 353	2 346	6 569	3 709	2 860	7 654	4 497	3 157

15.36.

Reporter: Austria

Partner: North American Free Trade Association

(Mio ECU)

	1992			1993			1994		
	Credit	Debit	Net	Credit	Debit	Net	Credit	Debit	Net
GOODS	1 175	1 936	-761	1 446	2 041	-594	1 646	2 390	-744
SERVICES	1 340	1 770	-429	1 752	2 271	-519	1 852	2 392	-540
Transportation	74	0	74	90	0	90	90	0	90
Sea transport	:	:	:	:	:	:	:	:	:
Air transport	:	:	:	:	:	:	:	:	:
Other transportation	:	:	:	:	:	:	:	:	:
Travel	659	969	-310	758	1 242	-484	688	1 372	-684
Other services	607	800	-193	904	1 030	-126	1 074	1 020	54
Communications services	4	2	2	7	19	-12	13	28	-14
Construction services	18	16	2	25	21	4	33	19	14
Insurance services	15	18	-3	19	26	-6	27	28	-1
Financial services	158	160	-1	285	285	0	203	224	-21
Computer and information services	:	:	:	:	:	:	:	:	:
Royalties and licence fees	29	114	-84	30	126	-95	23	127	-104
Other business services	300	469	-170	434	528	-95	563	559	4
Personal, cultural and recreational	5	10	-6	21	14	6	7	12	-5
Government services, n i e	78	12	66	84	11	73	204	23	181
Services not allocated	0	0	0	0	0	0	0	0	0
INCOME	482	540	-58	616	549	67	587	650	-63
Compensation of employees	11	6	5	13	11	2	13	11	2
Investment Income	471	534	-63	603	537	66	574	639	-65
CURRENT TRANSFERS	100	151	-51	91	219	-128	90	189	-99
CURRENT ACCOUNT	:	:	:	:	:	:	:	:	:
CURRENT + CAPITAL ACCOUNT	3 097	4 396	-1 299	3 905	5 079	-1 174	4 176	5 622	-1 446

15.37.
Reporter: Austria
Partner: African, Caribbean and Pacific Countries

(Mio ECU)

	1992			1993			1994		
	Credit	Debit	Net	Credit	Debit	Net	Credit	Debit	Net
GOODS	146	301	-156	153	373	-219	130	214	-84
SERVICES	85	26	59	68	25	43	47	41	6
Transportation	2	0	2	3	0	3	3	0	3
Sea transport	:	:	:	:	:	:	:	:	:
Air transport	:	:	:	:	:	:	:	:	:
Other transportation	:	:	:	:	:	:	:	:	:
Travel	6	11	-5	8	15	-7	2	20	-18
Other services	77	15	62	57	10	47	43	21	22
Communications services	0	0	0	0	0	0	0	0	0
Construction services	0	1	-1	3	1	2	4	3	1
Insurance services	0	0	0	0	0	0	0	0	0
Financial services	13	1	12	14	1	13	1	2	-1
Computer and information services	:	:	:	:	:	:	:	:	:
Royalties and licence fees	0	1	-1	0	1	-1	0	1	-1
Other business services	62	11	50	40	7	33	40	14	25
Personal, cultural and recreational	1	0	1	0	0	0	0	0	0
Government services, n i e	0	0	0	0	0	0	-2	0	-2
Services not allocated	0	0	0	0	0	0	0	0	0
INCOME	75	22	53	78	23	56	66	20	45
Compensation of employees	0	0	0	0	0	0	0	1	-1
Investment Income	75	21	53	78	22	56	65	19	46
CURRENT TRANSFERS	1	41	-39	1	17	-15	3	17	-15
CURRENT ACCOUNT	:	:	:	:	:	:	:	:	:
CURRENT + CAPITAL ACCOUNT	308	390	-82	300	436	-136	245	292	-47

15.38.
Reporter: Austria
Partner: Organisation of Petroleum Exporting countries

(Mio ECU)

	1992			1993			1994		
	Credit	Debit	Net	Credit	Debit	Net	Credit	Debit	Net
GOODS	940	800	140	924	853	70	786	794	-8
SERVICES	303	93	210	520	64	457	411	79	332
Transportation	3	0	3	3	0	3	1	0	1
Sea transport	:	:	:	:	:	:	:	:	:
Air transport	:	:	:	:	:	:	:	:	:
Other transportation	:	:	:	:	:	:	:	:	:
Travel	126	18	109	56	11	44	21	12	9
Other services	173	75	98	462	52	410	388	67	322
Communications services	0	0	0	0	0	0	0	0	0
Construction services	20	10	11	15	13	2	21	16	6
Insurance services	0	1	-1	0	2	-2	0	1	-1
Financial services	7	7	0	7	4	3	6	4	2
Computer and information services	:	:	:	:	:	:	:	:	:
Royalties and licence fees	0	0	0	0	0	0	0	0	0
Other business services	128	56	72	424	31	393	343	44	299
Personal, cultural and recreational	0	0	0	0	0	0	0	0	0
Government services, n i e	17	2	15	16	2	14	18	2	16
Services not allocated	0	0	0	0	0	0	0	0	0
INCOME	124	51	74	146	45	101	183	34	149
Compensation of employees	1	1	0	1	2	-1	1	2	-2
Investment Income	124	50	74	145	43	102	183	32	151
CURRENT TRANSFERS	5	39	-34	4	12	-8	7	7	0
CURRENT ACCOUNT	:	:	:	:	:	:	:	:	:
CURRENT + CAPITAL ACCOUNT	1 372	982	390	1 594	973	621	1 387	914	473

15.39.

Reporter: Austria

Partner: Mediterranean Basin Countries

(Mio ECU)

	1992			1993			1994		
	Credit	Debit	Net	Credit	Debit	Net	Credit	Debit	Net
GOODS	1 294	993	302	1 397	1 016	381	1 649	1 201	448
SERVICES	732	408	324	903	541	362	1 222	668	553
Transportation	24	0	24	52	0	52	66	0	66
Sea transport	:	:	:	:	:	:	:	:	:
Air transport	:	:	:	:	:	:	:	:	:
Other transportation	:	:	:	:	:	:	:	:	:
Travel	87	289	-202	125	386	-260	117	481	-364
Other services	621	119	502	726	155	571	1 039	187	851
Communications services	0	3	-3	1	4	-3	1	5	-4
Construction services	11	16	-6	13	13	0	33	27	6
Insurance services	8	8	0	10	9	1	8	14	-6
Financial services	9	5	4	7	5	2	6	7	0
Computer and information services	:	:	:	:	:	:	:	:	:
Royalties and licence fees	11	0	11	3	1	2	3	4	-1
Other business services	569	82	487	678	120	558	981	127	854
Personal, cultural and recreational	0	1	-1	0	0	0	0	0	0
Government services, n i e	12	3	9	14	3	11	5	4	2
Services not allocated	0	0	0	0	0	0	0	0	0
INCOME	208	178	30	200	153	46	174	127	47
Compensation of employees	3	58	-55	3	33	-30	4	10	-6
Investment Income	205	120	85	197	121	76	170	116	54
CURRENT TRANSFERS	33	132	-100	35	207	-172	25	201	-175
CURRENT ACCOUNT	:	:	:	:	:	:	:	:	:
CURRENT + CAPITAL ACCOUNT	2 267	1 711	555	2 535	1 917	618	3 070	2 197	874

15.40.

Reporter: Austria

Partner: Maghreb Countries

(Mio ECU)

	1992			1993			1994		
	Credit	Debit	Net	Credit	Debit	Net	Credit	Debit	Net
GOODS	128	230	-102	121	230	-109	190	259	-69
SERVICES	-5	34	-38	29	37	-8	77	37	41
Transportation	1	0	1	1	0	1	1	0	1
Sea transport	:	:	:	:	:	:	:	:	:
Air transport	:	:	:	:	:	:	:	:	:
Other transportation	:	:	:	:	:	:	:	:	:
Travel	1	31	-30	1	33	-32	0	32	-31
Other services	-7	3	-10	28	4	24	76	5	71
Communications services	0	1	-1	0	2	-2	0	2	-2
Construction services	0	0	0	1	0	1	0	0	0
Insurance services	0	0	0	0	0	0	0	0	0
Financial services	1	0	1	2	0	1	2	0	1
Computer and information services	:	:	:	:	:	:	:	:	:
Royalties and licence fees	0	0	0	0	0	0	0	0	0
Other business services	-10	1	-11	23	2	22	70	3	68
Personal, cultural and recreational	0	0	0	0	0	0	0	0	0
Government services, n i e	2	0	2	2	0	2	4	0	4
Services not allocated	0	0	0	0	0	0	0	0	0
INCOME	54	8	46	68	13	54	51	12	39
Compensation of employees	0	0	0	0	0	0	0	0	0
Investment Income	54	8	46	68	13	54	51	12	39
CURRENT TRANSFERS	1	0	0	0	1	-1	0	1	0
CURRENT ACCOUNT	:	:	:	:	:	:	:	:	:
CURRENT + CAPITAL ACCOUNT	178	272	-94	218	282	-63	319	309	10

15.41.
Reporter: Austria
Partner: Mashrek Countries

(Mio ECU)

	1992			1993			1994		
	Credit	Debit	Net	Credit	Debit	Net	Credit	Debit	Net
GOODS	134	50	84	138	54	85	170	56	114
SERVICES	142	43	99	157	50	107	217	43	174
Transportation	0	0	0	2	0	2	2	0	2
Sea transport	:	:	:	:	:	:	:	:	:
Air transport	:	:	:	:	:	:	:	:	:
Other transportation	:	:	:	:	:	:	:	:	:
Travel	21	30	-9	25	15	10	13	12	2
Other services	121	13	108	130	34	95	201	32	170
Communications services	0	0	0	1	0	1	1	0	1
Construction services	0	0	0	0	1	-1	0	1	-1
Insurance services	0	0	0	0	0	0	0	0	0
Financial services	2	1	0	1	0	1	1	0	0
Computer and information services	:	:	:	:	:	:	:	:	:
Royalties and licence fees	0	0	0	0	0	0	0	0	0
Other business services	118	11	107	126	33	93	196	30	166
Personal, cultural and recreational	0	0	0	0	0	0	0	0	0
Government services, n i e	1	0	0	2	0	2	3	0	3
Services not allocated	0	0	0	0	0	0	0	0	0
INCOME	89	28	61	44	28	16	35	28	7
Compensation of employees	0	0	0	0	0	0	0	0	0
Investment Income	89	28	61	44	28	16	35	28	7
CURRENT TRANSFERS	1	5	-3	1	3	-3	1	5	-4
CURRENT ACCOUNT	:	:	:	:	:	:	:	:	:
CURRENT + CAPITAL ACCOUNT	366	125	241	339	134	205	423	132	291

15.42.
Reporter: Austria
Partner: Core Newly Industrialising Countries

(Mio ECU)

	1992			1993			1994		
	Credit	Debit	Net	Credit	Debit	Net	Credit	Debit	Net
GOODS	453	963	-510	564	980	-417	701	1 048	-347
SERVICES	-129	98	-227	193	217	-24	389	217	172
Transportation	4	0	4	8	0	8	8	0	8
Sea transport	:	:	:	:	:	:	:	:	:
Air transport	:	:	:	:	:	:	:	:	:
Other transportation	:	:	:	:	:	:	:	:	:
Travel	11	26	-15	14	40	-26	10	40	-30
Other services	-143	72	-216	171	177	-6	370	177	193
Communications services	0	0	0	0	0	0	0	0	0
Construction services	0	2	-1	2	4	-3	24	1	23
Insurance services	1	1	0	0	1	-1	1	1	0
Financial services	9	21	-12	5	4	2	2	3	-1
Computer and information services	:	:	:	:	:	:	:	:	:
Royalties and licence fees	0	0	0	0	0	0	0	0	0
Other business services	-156	44	-200	159	164	-6	338	169	168
Personal, cultural and recreational	0	0	0	0	0	0	0	0	0
Government services, n i e	2	4	-1	5	2	2	5	2	3
Services not allocated	0	0	0	0	0	0	0	0	0
INCOME	96	107	-12	170	50	120	98	47	51
Compensation of employees	0	0	0	0	1	0	0	2	-1
Investment Income	96	107	-12	169	49	120	98	46	52
CURRENT TRANSFERS	5	4	1	6	6	0	5	4	1
CURRENT ACCOUNT	:	:	:	:	:	:	:	:	:
CURRENT + CAPITAL ACCOUNT	425	1 173	-748	932	1 253	-321	1 193	1 315	-122

15.43.

Reporter: Austria

Partner: Asian NICs of the second wave of industrialisation

(Mio ECU)

	1992			1993			1994		
	Credit	Debit	Net	Credit	Debit	Net	Credit	Debit	Net
GOODS	175	216	-40	222	264	-42	207	315	-108
SERVICES	29	50	-21	116	54	62	115	47	68
Transportation	0	0	0	0	0	0	0	0	0
Sea transport	:	:	:	:	:	:	:	:	:
Air transport	:	:	:	:	:	:	:	:	:
Other transportation	:	:	:	:	:	:	:	:	:
Travel	2	28	-27	4	20	-15	3	19	-16
Other services	28	22	6	112	34	77	112	28	84
Communications services	0	0	0	0	0	0	0	0	0
Construction services	23	2	21	0	1	0	0	3	-3
Insurance services	0	0	0	0	0	0	0	0	0
Financial services	1	0	1	2	3	-1	3	1	1
Computer and information services	:	:	:	:	:	:	:	:	:
Royalties and licence fees	0	0	0	0	0	0	0	2	-2
Other business services	2	18	-16	109	32	77	108	20	88
Personal, cultural and recreational	0	0	0	0	0	0	0	0	0
Government services, n i e	2	1	1	1	-1	2	1	1	0
Services not allocated	0	0	0	0	0	0	0	0	0
INCOME	32	1	31	38	2	37	42	2	40
Compensation of employees	0	0	0	0	1	-1	0	1	-1
Investment Income	32	1	32	38	1	37	42	1	41
CURRENT TRANSFERS	0	12	-11	1	12	-11	1	15	-13
CURRENT ACCOUNT	:	:	:	:	:	:	:	:	:
CURRENT + CAPITAL ACCOUNT	238	279	-41	377	332	45	366	379	-13

15.44.

Reporter: Austria

Partner: Latin American NICs of the second wave of industrialisation

(Mio ECU)

	1992			1993			1994		
	Credit	Debit	Net	Credit	Debit	Net	Credit	Debit	Net
GOODS	190	233	-43	211	197	14	287	235	52
SERVICES	7	18	-11	-46	26	-72	-36	19	-55
Transportation	1	0	1	0	0	0	1	0	1
Sea transport	:	:	:	:	:	:	:	:	:
Air transport	:	:	:	:	:	:	:	:	:
Other transportation	:	:	:	:	:	:	:	:	:
Travel	2	9	-7	4	7	-3	3	8	-6
Other services	4	9	-5	-50	19	-69	-39	11	-51
Communications services	0	0	0	0	0	0	0	1	-1
Construction services	0	0	0	1	1	0	0	0	0
Insurance services	0	0	0	0	0	0	0	0	0
Financial services	2	0	2	6	8	-2	1	0	1
Computer and information services	:	:	:	:	:	:	:	:	:
Royalties and licence fees	0	0	0	0	0	0	0	2	-2
Other business services	0	6	-6	-59	8	-67	-44	6	-50
Personal, cultural and recreational	0	0	0	0	0	0	0	0	0
Government services, n i e	2	2	0	2	1	0	4	2	2
Services not allocated	0	0	0	0	0	0	0	0	0
INCOME	50	6	44	69	6	63	61	10	52
Compensation of employees	0	0	0	0	0	0	0	0	0
Investment Income	50	5	44	69	6	63	61	9	52
CURRENT TRANSFERS	1	9	-8	1	14	-13	2	13	-12
CURRENT ACCOUNT	:	:	:	:	:	:	:	:	:
CURRENT + CAPITAL ACCOUNT	248	266	-18	235	243	-7	314	278	36

15.45.
Reporter: Austria
Partner: Countries of the Association of South-East Asian Nations

(Mio ECU)

	1992			1993			1994		
	Credit	Debit	Net	Credit	Debit	Net	Credit	Debit	Net
GOODS	401	403	-1	500	459	42	496	557	-61
SERVICES	38	95	-57	185	138	47	186	136	50
Transportation	0	0	0	2	0	2	3	0	3
Sea transport	:	:	:	:	:	:	:	:	:
Air transport	:	:	:	:	:	:	:	:	:
Other transportation	:	:	:	:	:	:	:	:	:
Travel	2	48	-47	5	49	-44	4	48	-44
Other services	36	47	-11	177	89	89	179	88	91
Communications services	0	0	0	0	0	0	0	0	0
Construction services	23	5	18	1	11	-9	5	11	-6
Insurance services	0	0	0	0	0	0	0	1	-1
Financial services	8	7	1	5	6	-1	3	4	0
Computer and information services	:	:	:	:	:	:	:	:	:
Royalties and licence fees	0	1	0	0	1	-1	0	2	-2
Other business services	3	32	-29	171	71	100	168	68	100
Personal, cultural and recreational	0	0	0	0	0	0	0	0	0
Government services, n i e	2	1	1	0	0	0	3	2	1
Services not allocated	0	0	0	0	0	0	0	0	0
INCOME	80	15	65	88	11	77	97	14	83
Compensation of employees	0	0	0	0	1	-1	0	3	-3
Investment Income	79	15	65	88	10	78	97	11	86
CURRENT TRANSFERS	1	15	-14	2	16	-14	2	18	-17
CURRENT ACCOUNT	:	:	:	:	:	:	:	:	:
CURRENT + CAPITAL ACCOUNT	520	528	-8	775	623	151	780	725	56

15.46.
Reporter: Austria
Partner: Community of Independant States

(Mio ECU)

	1992			1993			1994		
	Credit	Debit	Net	Credit	Debit	Net	Credit	Debit	Net
GOODS	552	601	-49	555	646	-91	670	874	-204
SERVICES	310	81	230	193	86	107	-17	128	-144
Transportation	18	0	18	12	0	12	29	0	29
Sea transport	:	:	:	:	:	:	:	:	:
Air transport	:	:	:	:	:	:	:	:	:
Other transportation	:	:	:	:	:	:	:	:	:
Travel	11	33	-23	20	17	3	25	12	13
Other services	281	47	234	161	69	92	-71	115	-186
Communications services	0	0	0	0	0	0	0	0	0
Construction services	55	4	51	47	11	36	45	19	26
Insurance services	1	2	-1	3	1	2	3	2	1
Financial services	3	1	2	1	3	-2	10	12	-2
Computer and information services	:	:	:	:	:	:	:	:	:
Royalties and licence fees	0	0	0	0	0	0	0	0	0
Other business services	222	39	183	108	52	56	-129	80	-208
Personal, cultural and recreational	0	0	0	0	0	0	0	1	-1
Government services, n i e	0	2	-1	1	1	0	0	1	-2
Services not allocated	0	0	0	0	0	0	0	0	0
INCOME	105	-301	405	170	31	139	131	33	98
Compensation of employees	1	2	-2	0	4	-4	1	5	-4
Investment Income	104	-303	407	169	27	143	130	27	102
CURRENT TRANSFERS	33	3	31	22	5	17	6	10	-5
CURRENT ACCOUNT	:	:	:	:	:	:	:	:	:
CURRENT + CAPITAL ACCOUNT	1 001	384	617	940	768	173	789	1 045	-256

16.1.
Reporter: Portugal
Partner: World

(Mio ECU)

	1992			1993			1994		
	Credit	Debit	Net	Credit	Debit	Net	Credit	Debit	Net
GOODS	14 092	21 366	-7 274	13 576	19 329	-5 754	15 529	21 176	-5 647
SERVICES	4 302	3 485	817	5 690	5 110	580	5 463	5 098	365
Transportation	724	1 580	-856	1 007	1 622	-615	869	1 727	-858
Sea transport	80	954	-874	176	628	-452	178	655	-477
Air transport	158	388	-230	683	551	131	557	560	-3
Other transportation	486	238	247	148	442	-294	133	511	-378
Travel	2 840	891	1 949	3 467	1 616	1 851	3 430	1 430	2 000
Other services	425	627	-201	1 216	1 872	-656	1 164	1 941	-777
Communications services	74	19	55	137	39	97	144	54	90
Construction services	50	49	1	92	101	-8	127	69	59
Insurance services	24	106	-81	60	219	-159	78	294	-216
Financial services	58	100	-42	108	206	-98	90	129	-39
Computer and information services	:	:	:	12	34	-22	18	41	-23
Royalties and licence fees	15	59	-44	31	149	-118	25	174	-149
Other business services	167	100	67	613	808	-194	543	880	-337
Personal, cultural and recreational	1	13	-12	120	127	-7	98	107	-9
Government services, n i e	36	181	-145	43	189	-146	42	194	-152
Services not allocated	313	387	-74	0	0	0	0	0	0
INCOME	1 602	1 078	524	2 091	1 903	188	1 873	1 989	-116
Compensation of employees	90	89	1	116	44	72	114	56	58
Investment Income	1 512	989	523	1 975	1 859	117	1 759	1 934	-174
CURRENT TRANSFERS	7 198	1 178	6 020	7 127	1 436	5 691	6 201	1 683	4 518
CURRENT ACCOUNT	:	:	:	:	:	:	:	:	:
CURRENT + CAPITAL ACCOUNT	27 194	27 107	87	28 483	27 778	705	29 066	29 947	-881

16.2.
Reporter: Portugal
Partner: Intra EUR15

(Mio ECU)

	1992			1993			1994		
	Credit	Debit	Net	Credit	Debit	Net	Credit	Debit	Net
GOODS	:	:	:	10 832	14 476	-3 644	12 388	15 568	-3 180
SERVICES	:	:	:	4 179	3 659	520	4 116	3 629	487
Transportation	:	:	:	576	1 178	-602	511	1 173	-662
Sea transport	:	:	:	95	430	-335	100	424	-324
Air transport	:	:	:	386	350	36	298	339	-41
Other transportation	:	:	:	95	399	-304	113	410	-297
Travel	:	:	:	2 792	1 177	1 615	2 852	1 091	1 761
Other services	:	:	:	810	1 304	-493	752	1 365	-613
Communications services	:	:	:	90	25	65	69	21	48
Construction services	:	:	:	60	95	-35	96	63	33
Insurance services	:	:	:	47	154	-107	56	229	-174
Financial services	:	:	:	81	161	-80	62	91	-30
Computer and information services	:	:	:	7	20	-13	12	35	-22
Royalties and licence fees	:	:	:	14	97	-83	12	130	-118
Other business services	:	:	:	423	560	-137	370	639	-269
Personal, cultural and recreational	:	:	:	67	84	-17	58	62	-4
Government services, n i e	:	:	:	21	107	-86	18	95	-77
Services not allocated	:	:	:	0	0	0	0	0	0
INCOME	:	:	:	1 446	1 391	55	1 291	1 422	-131
Compensation of employees	:	:	:	63	27	35	68	31	37
Investment Income	:	:	:	1 383	1 364	20	1 223	1 391	-168
CURRENT TRANSFERS	:	:	:	5 282	1 164	4 119	4 908	1 516	3 392
CURRENT ACCOUNT	:	:	:	:	:	:	:	:	:
CURRENT + CAPITAL ACCOUNT	:	:	:	21 739	20 689	1 050	22 703	22 135	568

16.3.

Reporter: Portugal

Partner: Extra EUR15

(Mio ECU)

	1992			1993			1994		
	Credit	Debit	Net	Credit	Debit	Net	Credit	Debit	Net
GOODS	:	:	:	2 625	4 834	-2 210	3 024	5 601	-2 576
SERVICES	:	:	:	1 511	1 451	60	1 347	1 469	-122
Transportation	:	:	:	431	444	-13	357	554	-197
Sea transport	:	:	:	81	198	-117	78	232	-154
Air transport	:	:	:	297	202	95	259	221	37
Other transportation	:	:	:	53	44	10	20	101	-81
Travel	:	:	:	674	439	235	578	339	239
Other services	:	:	:	406	568	-163	412	576	-164
Communications services	:	:	:	47	14	33	75	33	42
Construction services	:	:	:	32	5	27	31	6	25
Insurance services	:	:	:	13	65	-52	22	65	-42
Financial services	:	:	:	27	45	-18	28	38	-9
Computer and information services	:	:	:	4	14	-10	6	7	-1
Royalties and licence fees	:	:	:	17	52	-35	13	44	-31
Other business services	:	:	:	190	247	-57	173	241	-68
Personal, cultural and recreational	:	:	:	53	42	11	39	45	-6
Government services, n i e	:	:	:	22	83	-61	25	99	-74
Services not allocated	:	:	:	0	0	0	0	0	0
INCOME	:	:	:	645	512	133	582	567	15
Compensation of employees	:	:	:	53	17	36	45	24	21
Investment Income	:	:	:	592	495	97	536	543	-6
CURRENT TRANSFERS	:	:	:	1 844	272	1 572	1 293	167	1 126
CURRENT ACCOUNT	:	:	:	:	:	:	:	:	:
CURRENT + CAPITAL ACCOUNT	:	:	:	6 624	7 070	-445	6 246	7 804	-1 558

16.4.

Reporter: Portugal

Partner: Intra EUR12

(Mio ECU)

	1992			1993			1994		
	Credit	Debit	Net	Credit	Debit	Net	Credit	Debit	Net
GOODS	10 668	15 792	-5 124	10 192	13 958	-3 766	11 664	15 063	-3 399
SERVICES	2 546	2 304	243	3 981	3 580	401	3 935	3 555	381
Transportation	302	1 100	-799	547	1 150	-603	490	1 147	-657
Sea transport	47	742	-695	91	424	-333	94	409	-314
Air transport	74	239	-165	367	334	33	288	338	-50
Other transportation	181	119	62	89	392	-303	108	400	-292
Travel	1 810	547	1 263	2 642	1 157	1 485	2 712	1 071	1 641
Other services	256	415	-158	792	1 273	-481	734	1 337	-603
Communications services	44	11	33	89	25	64	68	21	47
Construction services	29	43	-14	60	94	-35	95	62	33
Insurance services	18	68	-50	46	151	-105	55	228	-173
Financial services	40	74	-34	80	160	-80	60	91	-31
Computer and information services	:	:	:	7	20	-13	12	34	-22
Royalties and licence fees	6	38	-32	13	96	-83	11	130	-118
Other business services	93	70	22	411	543	-132	358	623	-265
Personal, cultural and recreational	0	5	-5	66	83	-17	57	61	-4
Government services, n i e	26	105	-78	21	102	-81	17	87	-71
Services not allocated	179	242	-63	0	0	0	0	0	0
INCOME	1 185	732	453	1 441	1 369	73	1 283	1 410	-127
Compensation of employees	49	55	-6	62	27	35	67	30	37
Investment Income	1 136	677	459	1 379	1 342	37	1 216	1 380	-164
CURRENT TRANSFERS	5 512	1 021	4 490	5 274	1 162	4 112	4 896	1 510	3 386
CURRENT ACCOUNT	:	:	:	:	:	:	:	:	:
CURRENT + CAPITAL ACCOUNT	19 912	19 849	63	20 889	20 070	819	21 778	21 537	241

16.5.
Reporter: Portugal
Partner: Extra EUR12

(Mio ECU)

	1992			1993			1994		
	Credit	Debit	Net	Credit	Debit	Net	Credit	Debit	Net
GOODS	3 424	5 574	-2 149	3 264	5 352	-2 088	3 749	6 106	-2 357
SERVICES	1 756	1 182	574	1 708	1 530	179	1 528	1 544	-16
Transportation	422	480	-58	460	472	-12	378	580	-202
Sea transport	33	211	-178	85	204	-119	84	246	-163
Air transport	84	149	-65	315	217	98	269	222	47
Other transportation	305	119	186	59	51	9	25	111	-86
Travel	1 030	344	686	825	459	366	719	360	359
Other services	170	213	-43	424	599	-175	430	604	-174
Communications services	30	8	22	48	14	33	76	33	43
Construction services	20	6	15	33	6	26	32	6	26
Insurance services	7	38	-31	14	68	-54	23	66	-43
Financial services	19	27	-8	28	46	-19	30	38	-8
Computer and information services	:	:	:	4	14	-10	6	7	-1
Royalties and licence fees	9	21	-12	18	53	-36	13	44	-31
Other business services	74	30	45	203	264	-62	185	257	-72
Personal, cultural and recreational	1	7	-7	55	44	11	40	46	-6
Government services, n i e	10	77	-67	22	87	-65	26	107	-81
Services not allocated	134	145	-11	0	0	0	0	0	0
INCOME	417	346	71	650	534	116	590	579	11
Compensation of employees	41	34	7	54	17	36	47	25	21
Investment Income	376	312	64	596	517	79	543	554	-11
CURRENT TRANSFERS	1 686	157	1 530	1 853	274	1 579	1 305	174	1 132
CURRENT ACCOUNT	:	:	:	:	:	:	:	:	:
CURRENT + CAPITAL ACCOUNT	7 283	7 259	25	7 475	7 689	-214	7 172	8 402	-1 230

16.6.
Reporter: Portugal
Partner: EFTA

(Mio ECU)

	1992			1993			1994		
	Credit	Debit	Net	Credit	Debit	Net	Credit	Debit	Net
GOODS	:	:	:	457	673	-217	465	702	-238
SERVICES	:	:	:	248	267	-20	228	253	-24
Transportation	:	:	:	68	86	-18	53	110	-57
Sea transport	:	:	:	14	29	-14	17	43	-26
Air transport	:	:	:	47	48	-1	31	37	-6
Other transportation	:	:	:	7	10	-3	6	31	-26
Travel	:	:	:	129	78	51	133	62	71
Other services	:	:	:	51	104	-53	42	80	-38
Communications services	:	:	:	4	0	3	3	2	1
Construction services	:	:	:	4	1	4	2	0	2
Insurance services	:	:	:	6	52	-47	13	38	-25
Financial services	:	:	:	14	16	-2	3	3	0
Computer and information services	:	:	:	1	1	0	1	1	0
Royalties and licence fees	:	:	:	2	18	-16	6	15	-9
Other business services	:	:	:	2	1	1	0	3	-3
Personal, cultural and recreational	:	:	:	17	6	12	13	10	2
Government services, n i e	:	:	:	0	8	-8	1	7	-6
Services not allocated	:	:	:	0	0	0	0	0	0
INCOME	:	:	:	51	179	-129	41	81	-41
Compensation of employees	:	:	:	7	1	6	8	2	6
Investment Income	:	:	:	44	178	-134	33	79	-47
CURRENT TRANSFERS	:	:	:	578	20	558	582	26	555
CURRENT ACCOUNT	:	:	:	:	:	:	:	:	:
CURRENT + CAPITAL ACCOUNT	:	:	:	1 333	1 140	193	1 315	1 063	253

16.7.

Reporter: Portugal

Partner: Other European Countries

(Mio ECU)

	1992			1993			1994		
	Credit	Debit	Net	Credit	Debit	Net	Credit	Debit	Net
GOODS	:	:	:	159	211	-51	177	319	-142
SERVICES	:	:	:	20	20	1	3	57	-53
Transportation	:	:	:	2	8	-6	2	11	-9
Sea transport	:	:	:	1	1	0	0	7	-7
Air transport	:	:	:	1	4	-3	2	1	0
Other transportation	:	:	:	0	3	-3	0	3	-3
Travel	:	:	:	16	4	12	0	38	-38
Other services	:	:	:	2	7	-6	1	7	-6
Communications services	:	:	:	0	0	0	0	1	-1
Construction services	:	:	:	0	0	0	0	0	0
Insurance services	:	:	:	0	0	0	0	0	0
Financial services	:	:	:	0	0	0	0	0	0
Computer and information services	:	:	:	0	0	0	0	0	0
Royalties and licence fees	:	:	:	0	0	0	0	0	0
Other business services	:	:	:	1	2	-1	0	5	-4
Personal, cultural and recreational	:	:	:	0	1	-1	0	1	-1
Government services, n i e	:	:	:	1	4	-3	0	1	-1
Services not allocated	:	:	:	0	0	0	0	0	0
INCOME	:	:	:	0	1	-1	1	2	-2
Compensation of employees	:	:	:	0	1	0	1	1	0
Investment Income	:	:	:	0	1	-1	0	2	-2
CURRENT TRANSFERS	:	:	:	3	1	2	3	2	1
CURRENT ACCOUNT	:	:	:	:	:	:	:	:	:
CURRENT + CAPITAL ACCOUNT	:	:	:	183	233	-50	184	381	-196

16.8.

Reporter: Portugal

Partner: Czech Republic

(Mio ECU)

	1992			1993			1994		
	Credit	Debit	Net	Credit	Debit	Net	Credit	Debit	Net
GOODS	:	:	:	13	0	13	7	16	-9
SERVICES	:	:	:	0	2	-1	0	0	0
Transportation	:	:	:	0	1	-1	0	0	0
Sea transport	:	:	:	0	0	0	0	0	0
Air transport	:	:	:	0	0	0	0	0	0
Other transportation	:	:	:	0	1	-1	0	0	0
Travel	:	:	:	0	0	0	0	0	0
Other services	:	:	:	0	0	0	0	0	0
Communications services	:	:	:	0	0	0	0	0	0
Construction services	:	:	:	0	0	0	0	0	0
Insurance services	:	:	:	0	0	0	0	0	0
Financial services	:	:	:	0	0	0	0	0	0
Computer and information services	:	:	:	0	0	0	0	0	0
Royalties and licence fees	:	:	:	0	0	0	0	0	0
Other business services	:	:	:	0	0	0	0	0	0
Personal, cultural and recreational	:	:	:	0	0	0	0	0	0
Government services, n i e	:	:	:	0	0	0	0	0	0
Services not allocated	:	:	:	0	0	0	0	0	0
INCOME	:	:	:	0	0	0	0	0	0
Compensation of employees	:	:	:	0	0	0	0	0	0
Investment Income	:	:	:	0	0	0	0	0	0
CURRENT TRANSFERS	:	:	:	0	0	0	0	0	0
CURRENT ACCOUNT	:	:	:	:	:	:	:	:	:
CURRENT + CAPITAL ACCOUNT	:	:	:	14	2	12	7	16	-9

16.9.
Reporter: Portugal
Partner: Hungary

(Mio ECU)

	1992			1993			1994		
	Credit	Debit	Net	Credit	Debit	Net	Credit	Debit	Net
GOODS	:	:	:	13	0	13	17	9	8
SERVICES	:	:	:	0	1	0	0	0	0
Transportation	:	:	:	0	0	0	0	0	0
Sea transport	:	:	:	0	0	0	0	0	0
Air transport	:	:	:	0	0	0	0	0	0
Other transportation	:	:	:	0	0	0	0	0	0
Travel	:	:	:	0	0	0	0	0	0
Other services	:	:	:	0	0	0	0	0	0
Communications services	:	:	:	0	0	0	0	0	0
Construction services	:	:	:	0	0	0	0	0	0
Insurance services	:	:	:	0	0	0	0	0	0
Financial services	:	:	:	0	0	0	0	0	0
Computer and information services	:	:	:	0	0	0	0	0	0
Royalties and licence fees	:	:	:	0	0	0	0	0	0
Other business services	:	:	:	0	0	0	0	0	0
Personal, cultural and recreational	:	:	:	0	0	0	0	0	0
Government services, n i e	:	:	:	0	0	0	0	0	0
Services not allocated	:	:	:	0	0	0	0	0	0
INCOME	:	:	:	0	0	0	0	0	0
Compensation of employees	:	:	:	0	0	0	0	0	0
Investment Income	:	:	:	0	0	0	0	0	0
CURRENT TRANSFERS	:	:	:	0	0	0	0	0	0
CURRENT ACCOUNT	:	:	:	:	:	:	:	:	:
CURRENT + CAPITAL ACCOUNT	:	:	:	14	1	13	17	9	8

16.10.
Reporter: Portugal
Partner: Poland

(Mio ECU)

	1992			1993			1994		
	Credit	Debit	Net	Credit	Debit	Net	Credit	Debit	Net
GOODS	:	:	:	0	0	0	5	18	-13
SERVICES	:	:	:	0	1	-1	0	39	-38
Transportation	:	:	:	0	1	-1	0	2	-2
Sea transport	:	:	:	0	0	0	0	0	0
Air transport	:	:	:	0	0	0	0	0	0
Other transportation	:	:	:	0	1	-1	0	2	-2
Travel	:	:	:	0	0	0	0	36	-36
Other services	:	:	:	0	1	-1	0	0	0
Communications services	:	:	:	0	0	0	0	0	0
Construction services	:	:	:	0	0	0	0	0	0
Insurance services	:	:	:	0	0	0	0	0	0
Financial services	:	:	:	0	0	0	0	0	0
Computer and information services	:	:	:	0	0	0	0	0	0
Royalties and licence fees	:	:	:	0	0	0	0	0	0
Other business services	:	:	:	0	0	0	0	0	0
Personal, cultural and recreational	:	:	:	0	0	0	0	0	0
Government services, n i e	:	:	:	0	1	-1	0	0	0
Services not allocated	:	:	:	0	0	0	0	0	0
INCOME	:	:	:	0	0	0	0	0	0
Compensation of employees	:	:	:	0	0	0	0	0	0
Investment Income	:	:	:	0	0	0	0	0	0
CURRENT TRANSFERS	:	:	:	0	0	0	0	0	0
CURRENT ACCOUNT	:	:	:	:	:	:	:	:	:
CURRENT + CAPITAL ACCOUNT	:	:	:	0	2	-2	6	57	-52

16.11.
Reporter: Portugal
Partner: Russia

(Mio ECU)

	1992			1993			1994		
	Credit	Debit	Net	Credit	Debit	Net	Credit	Debit	Net
GOODS	:	:	:	40	153	-113	50	150	-100
SERVICES	:	:	:	0	3	-3	0	1	-1
Transportation	:	:	:	0	1	-1	0	0	0
Sea transport	:	:	:	0	0	0	0	0	0
Air transport	:	:	:	0	1	-1	0	0	0
Other transportation	:	:	:	0	0	0	0	0	0
Travel	:	:	:	0	0	0	0	0	0
Other services	:	:	:	0	2	-1	0	1	-1
Communications services	:	:	:	0	0	0	0	1	-1
Construction services	:	:	:	0	0	0	0	0	0
Insurance services	:	:	:	0	0	0	0	0	0
Financial services	:	:	:	0	0	0	0	0	0
Computer and information services	:	:	:	0	0	0	0	0	0
Royalties and licence fees	:	:	:	0	0	0	0	0	0
Other business services	:	:	:	0	0	0	0	0	0
Personal, cultural and recreational	:	:	:	0	0	0	0	0	0
Government services, n i e	:	:	:	0	1	-1	0	0	0
Services not allocated	:	:	:	0	0	0	0	0	0
INCOME	:	:	:	0	0	0	0	0	0
Compensation of employees	:	:	:	0	0	0	0	0	0
Investment Income	:	:	:	0	0	0	0	0	0
CURRENT TRANSFERS	:	:	:	0	0	0	0	0	0
CURRENT ACCOUNT	:	:	:	:	:	:	:	:	:
CURRENT + CAPITAL ACCOUNT	:	:	:	40	156	-116	50	151	-101

16.12.
Reporter: Portugal
Partner: Turkey

(Mio ECU)

	1992			1993			1994		
	Credit	Debit	Net	Credit	Debit	Net	Credit	Debit	Net
GOODS	:	:	:	40	38	1	31	59	-28
SERVICES	:	:	:	0	3	-2	1	3	-2
Transportation	:	:	:	0	1	0	0	0	0
Sea transport	:	:	:	0	0	0	0	0	0
Air transport	:	:	:	0	0	0	0	0	0
Other transportation	:	:	:	0	0	0	0	0	0
Travel	:	:	:	0	2	-2	0	2	-2
Other services	:	:	:	0	0	0	0	0	0
Communications services	:	:	:	0	0	0	0	0	0
Construction services	:	:	:	0	0	0	0	0	0
Insurance services	:	:	:	0	0	0	0	0	0
Financial services	:	:	:	0	0	0	0	0	0
Computer and information services	:	:	:	0	0	0	0	0	0
Royalties and licence fees	:	:	:	0	0	0	0	0	0
Other business services	:	:	:	0	0	0	0	0	0
Personal, cultural and recreational	:	:	:	0	0	0	0	0	0
Government services, n i e	:	:	:	0	0	0	0	0	0
Services not allocated	:	:	:	0	0	0	0	0	0
INCOME	:	:	:	0	0	0	0	0	0
Compensation of employees	:	:	:	0	0	0	0	0	0
Investment Income	:	:	:	0	0	0	0	0	0
CURRENT TRANSFERS	:	:	:	0	0	0	0	0	0
CURRENT ACCOUNT	:	:	:	:	:	:	:	:	:
CURRENT + CAPITAL ACCOUNT	:	:	:	40	41	-1	31	61	-30

16.13.
Reporter: Portugal
Partner: Africa

(Mio ECU)

	1992			1993			1994		
	Credit	Debit	Net	Credit	Debit	Net	Credit	Debit	Net
GOODS	:	:	:	643	996	-353	677	1 176	-498
SERVICES	:	:	:	125	41	85	175	76	99
Transportation	:	:	:	66	24	42	86	48	38
Sea transport	:	:	:	4	5	-1	6	15	-9
Air transport	:	:	:	58	16	42	79	32	47
Other transportation	:	:	:	4	3	1	0	1	-1
Travel	:	:	:	38	2	35	63	2	61
Other services	:	:	:	22	15	7	26	26	0
Communications services	:	:	:	2	0	2	5	2	3
Construction services	:	:	:	12	2	10	8	3	6
Insurance services	:	:	:	0	0	0	0	8	-8
Financial services	:	:	:	2	0	1	2	4	-2
Computer and information services	:	:	:	1	0	1	0	0	0
Royalties and licence fees	:	:	:	0	0	0	0	2	-2
Other business services	:	:	:	1	2	0	7	3	4
Personal, cultural and recreational	:	:	:	3	1	2	1	1	0
Government services, n i e	:	:	:	1	9	-9	2	3	-1
Services not allocated	:	:	:	0	0	0	0	0	0
INCOME	:	:	:	4	2	2	15	4	11
Compensation of employees	:	:	:	3	2	1	5	3	2
Investment Income	:	:	:	2	0	1	10	1	9
CURRENT TRANSFERS	:	:	:	123	45	77	44	16	28
CURRENT ACCOUNT	:	:	:	:	:	:	:	:	:
CURRENT + CAPITAL ACCOUNT	:	:	:	895	1 084	-189	911	1 272	-360

16.14.
Reporter: Portugal
Partner: North African Countries

(Mio ECU)

	1992			1993			1994		
	Credit	Debit	Net	Credit	Debit	Net	Credit	Debit	Net
GOODS	:	:	:	111	479	-368	161	441	-281
SERVICES	:	:	:	14	8	6	17	8	9
Transportation	:	:	:	7	6	2	8	7	1
Sea transport	:	:	:	2	1	1	2	1	1
Air transport	:	:	:	5	4	1	5	5	0
Other transportation	:	:	:	0	0	0	0	1	0
Travel	:	:	:	2	0	1	9	0	9
Other services	:	:	:	5	2	3	1	1	0
Communications services	:	:	:	0	0	0	0	0	0
Construction services	:	:	:	4	0	4	0	0	0
Insurance services	:	:	:	0	0	0	0	0	0
Financial services	:	:	:	0	0	0	0	0	0
Computer and information services	:	:	:	0	0	0	0	0	0
Royalties and licence fees	:	:	:	0	0	0	0	0	0
Other business services	:	:	:	0	1	-1	0	0	0
Personal, cultural and recreational	:	:	:	1	0	1	0	0	0
Government services, n i e	:	:	:	0	1	-1	0	0	0
Services not allocated	:	:	:	0	0	0	0	0	0
INCOME	:	:	:	0	0	0	0	0	0
Compensation of employees	:	:	:	0	0	0	0	0	0
Investment Income	:	:	:	0	0	0	0	0	0
CURRENT TRANSFERS	:	:	:	1	0	1	1	0	1
CURRENT ACCOUNT	:	:	:	:	:	:	:	:	:
CURRENT + CAPITAL ACCOUNT	:	:	:	126	487	-361	180	450	-270

16.15.

Reporter: Portugal

Partner: Morocco

	(Mio ECU)			1992			1993			1994		
	Credit	Debit	Net	Credit	Debit	Net	Credit	Debit	Net	Credit	Debit	Net
GOODS	:	:	:	41	19	22	60	38	22			
SERVICES	:	:	:	13	4	9	14	4	10			
Transportation	:	:	:	7	3	4	5	3	1			
Sea transport	:	:	:	2	1	1	2	1	1			
Air transport	:	:	:	5	2	3	2	2	0			
Other transportation	:	:	:	0	0	0	0	0	0			
Travel	:	:	:	2	0	2	9	0	9			
Other services	:	:	:	5	1	4	0	0	0			
Communications services	:	:	:	0	0	0	0	0	0			
Construction services	:	:	:	3	0	3	0	0	0			
Insurance services	:	:	:	0	0	0	0	0	0			
Financial services	:	:	:	0	0	0	0	0	0			
Computer and information services	:	:	:	0	0	0	0	0	0			
Royalties and licence fees	:	:	:	0	0	0	0	0	0			
Other business services	:	:	:	0	1	0	0	0	0			
Personal, cultural and recreational	:	:	:	1	0	1	0	0	0			
Government services, n i e	:	:	:	0	0	0	0	0	0			
Services not allocated	:	:	:	0	0	0	0	0	0			
INCOME	:	:	:	0	0	0	0	0	0			
Compensation of employees	:	:	:	0	0	0	0	0	0			
Investment Income	:	:	:	0	0	0	0	0	0			
CURRENT TRANSFERS	:	:	:	1	0	1	1	0	1			
CURRENT ACCOUNT	:	:	:	:	:	:	:	:	:			
CURRENT + CAPITAL ACCOUNT	:	:	:	56	24	32	76	42	34			

16.16.

Reporter: Portugal

Partner: Other African Countries

	(Mio ECU)			1992			1993			1994		
	Credit	Debit	Net	Credit	Debit	Net	Credit	Debit	Net	Credit	Debit	Net
GOODS	:	:	:	532	518	15	516	734	-218			
SERVICES	:	:	:	111	33	79	158	68	90			
Transportation	:	:	:	59	18	41	78	40	38			
Sea transport	:	:	:	2	4	-1	4	14	-10			
Air transport	:	:	:	53	12	40	74	26	48			
Other transportation	:	:	:	4	3	2	0	0	0			
Travel	:	:	:	36	2	34	54	2	52			
Other services	:	:	:	17	13	4	25	25	1			
Communications services	:	:	:	2	0	2	4	1	3			
Construction services	:	:	:	8	2	6	8	2	6			
Insurance services	:	:	:	0	0	0	0	8	-8			
Financial services	:	:	:	2	0	1	2	4	-2			
Computer and information services	:	:	:	1	0	1	0	0	0			
Royalties and licence fees	:	:	:	0	0	0	0	2	-2			
Other business services	:	:	:	1	1	0	7	2	4			
Personal, cultural and recreational	:	:	:	2	1	1	1	1	0			
Government services, n i e	:	:	:	1	8	-7	2	3	-1			
Services not allocated	:	:	:	0	0	0	0	0	0			
INCOME	:	:	:	4	2	2	15	4	11			
Compensation of employees	:	:	:	3	2	1	5	3	2			
Investment Income	:	:	:	2	0	1	10	1	9			
CURRENT TRANSFERS	:	:	:	122	45	76	43	16	27			
CURRENT ACCOUNT	:	:	:	:	:	:	:	:	:			
CURRENT + CAPITAL ACCOUNT	:	:	:	769	598	172	732	822	-90			

16.17.
Reporter: Portugal
Partner: America

(Mio ECU)

	1992			1993			1994		
	Credit	Debit	Net	Credit	Debit	Net	Credit	Debit	Net
GOODS	:	:	:	1 016	1 480	-465	1 162	1 490	-329
SERVICES	:	:	:	931	880	51	767	893	-125
Transportation	:	:	:	287	284	2	203	352	-149
Sea transport	:	:	:	57	140	-83	49	154	-105
Air transport	:	:	:	188	123	65	140	136	4
Other transportation	:	:	:	42	21	20	14	62	-48
Travel	:	:	:	398	254	144	320	209	111
Other services	:	:	:	246	342	-96	244	331	-87
Communications services	:	:	:	37	10	27	64	27	37
Construction services	:	:	:	9	3	6	11	2	9
Insurance services	:	:	:	6	11	-6	7	17	-10
Financial services	:	:	:	9	13	-4	22	13	9
Computer and information services	:	:	:	3	13	-10	5	5	0
Royalties and licence fees	:	:	:	13	31	-18	6	23	-17
Other business services	:	:	:	118	174	-57	84	141	-57
Personal, cultural and recreational	:	:	:	31	34	-3	23	31	-8
Government services, n i e	:	:	:	20	52	-32	21	72	-51
Services not allocated	:	:	:	0	0	0	0	0	0
INCOME	:	:	:	489	240	249	380	343	38
Compensation of employees	:	:	:	40	13	27	29	15	14
Investment Income	:	:	:	450	227	222	351	327	24
CURRENT TRANSFERS	:	:	:	1 055	141	915	615	111	503
CURRENT ACCOUNT	:	:	:	:	:	:	:	:	:
CURRENT + CAPITAL ACCOUNT	:	:	:	3 491	2 741	750	2 924	2 837	87

16.18.
Reporter: Portugal
Partner: Canada

(Mio ECU)

	1992			1993			1994		
	Credit	Debit	Net	Credit	Debit	Net	Credit	Debit	Net
GOODS	:	:	:	107	77	31	104	57	48
SERVICES	:	:	:	150	61	89	107	36	71
Transportation	:	:	:	31	4	27	26	11	15
Sea transport	:	:	:	2	3	-1	2	4	-2
Air transport	:	:	:	29	1	28	24	7	17
Other transportation	:	:	:	0	0	0	0	0	0
Travel	:	:	:	112	51	61	73	20	53
Other services	:	:	:	7	5	2	8	6	2
Communications services	:	:	:	5	0	5	6	0	6
Construction services	:	:	:	0	0	0	0	0	0
Insurance services	:	:	:	0	0	0	1	0	0
Financial services	:	:	:	0	0	0	0	0	0
Computer and information services	:	:	:	0	0	0	0	0	0
Royalties and licence fees	:	:	:	0	1	0	0	0	0
Other business services	:	:	:	1	0	0	0	1	-1
Personal, cultural and recreational	:	:	:	1	2	-1	1	2	-1
Government services, n i e	:	:	:	0	2	-2	0	2	-2
Services not allocated	:	:	:	0	0	0	0	0	0
INCOME	:	:	:	3	4	0	3	1	3
Compensation of employees	:	:	:	2	0	2	2	1	1
Investment Income	:	:	:	1	3	-2	2	0	2
CURRENT TRANSFERS	:	:	:	259	19	240	86	19	68
CURRENT ACCOUNT	:	:	:	:	:	:	:	:	:
CURRENT + CAPITAL ACCOUNT	:	:	:	520	160	360	301	112	189

16.19.
Reporter: Portugal
Partner: USA

(Mio ECU)

	1992			1993			1994		
	Credit	Debit	Net	Credit	Debit	Net	Credit	Debit	Net
GOODS	494	659	-165	801	848	-47	842	776	66
SERVICES	970	620	350	651	716	-65	538	715	-177
Transportation	185	157	28	211	223	-12	125	279	-154
Sea transport	:	:	:	55	123	-68	46	147	-102
Air transport	:	:	:	119	85	34	65	79	-15
Other transportation	:	:	:	37	15	22	14	52	-38
Travel	602	264	337	212	180	32	190	155	35
Other services	183	199	-15	228	313	-85	224	281	-58
Communications services	:	:	:	32	10	21	58	26	32
Construction services	:	:	:	9	3	6	10	1	9
Insurance services	:	:	:	6	11	-6	7	17	-10
Financial services	:	:	:	7	11	-4	19	10	9
Computer and information services	:	:	:	2	13	-10	4	5	-1
Royalties and licence fees	:	:	:	13	29	-16	4	21	-17
Other business services	:	:	:	117	173	-56	79	134	-55
Personal, cultural and recreational	:	:	:	30	31	-1	22	24	-2
Government services, n i e	5	27	-22	12	32	-19	20	43	-23
Services not allocated	0	0	0	0	0	0	0	0	0
INCOME	268	178	90	420	226	194	285	198	87
Compensation of employees	27	21	6	36	11	24	20	9	11
Investment Income	241	157	84	384	215	169	265	189	76
CURRENT TRANSFERS	632	95	537	716	101	614	480	73	407
CURRENT ACCOUNT	:	:	:	:	:	:	:	:	:
CURRENT + CAPITAL ACCOUNT	2 364	1 551	813	2 588	1 892	696	2 145	1 762	383

16.20.
Reporter: Portugal
Partner: Central American Countries

(Mio ECU)

	1992			1993			1994		
	Credit	Debit	Net	Credit	Debit	Net	Credit	Debit	Net
GOODS	:	:	:	14	115	-102	34	152	-118
SERVICES	:	:	:	6	26	-20	4	11	-7
Transportation	:	:	:	5	20	-16	2	3	-1
Sea transport	:	:	:	0	13	-13	0	2	-2
Air transport	:	:	:	1	2	-1	2	0	2
Other transportation	:	:	:	4	5	-1	0	1	-1
Travel	:	:	:	1	2	-1	0	0	0
Other services	:	:	:	1	4	-3	2	8	-6
Communications services	:	:	:	0	0	0	0	0	0
Construction services	:	:	:	0	0	0	0	0	0
Insurance services	:	:	:	0	0	0	0	0	0
Financial services	:	:	:	0	1	0	1	2	-1
Computer and information services	:	:	:	0	0	0	0	0	0
Royalties and licence fees	:	:	:	0	2	-2	0	0	0
Other business services	:	:	:	0	0	0	0	3	-3
Personal, cultural and recreational	:	:	:	0	0	0	0	2	-2
Government services, n i e	:	:	:	0	1	0	0	0	0
Services not allocated	:	:	:	0	0	0	0	0	0
INCOME	:	:	:	64	10	55	80	138	-57
Compensation of employees	:	:	:	0	1	0	0	0	0
Investment Income	:	:	:	64	9	55	80	137	-58
CURRENT TRANSFERS	:	:	:	0	1	-1	5	1	4
CURRENT ACCOUNT	:	:	:	:	:	:	:	:	:
CURRENT + CAPITAL ACCOUNT	:	:	:	84	152	-67	124	302	-178

16.21.
Reporter: Portugal
Partner: South American Countries

(Mio ECU)

	1992			1993			1994		
	Credit	Debit	Net	Credit	Debit	Net	Credit	Debit	Net
GOODS	:	:	:	93	440	-347	182	506	-324
SERVICES	:	:	:	123	78	46	117	130	-13
Transportation	:	:	:	40	37	3	50	60	-9
Sea transport	:	:	:	0	1	-1	1	1	0
Air transport	:	:	:	39	35	4	50	50	0
Other transportation	:	:	:	0	1	0	0	9	-9
Travel	:	:	:	73	20	53	57	35	22
Other services	:	:	:	11	20	-9	10	36	-26
Communications services	:	:	:	0	0	0	0	0	0
Construction services	:	:	:	0	0	0	0	1	-1
Insurance services	:	:	:	0	0	0	0	0	0
Financial services	:	:	:	2	1	1	1	0	1
Computer and information services	:	:	:	0	0	0	1	0	1
Royalties and licence fees	:	:	:	0	0	0	2	2	0
Other business services	:	:	:	0	1	0	4	3	2
Personal, cultural and recreational	:	:	:	0	1	-1	0	3	-3
Government services, n i e	:	:	:	7	18	-11	1	27	-25
Services not allocated	:	:	:	0	0	0	0	0	0
INCOME	:	:	:	2	1	1	12	7	5
Compensation of employees	:	:	:	1	0	1	7	5	1
Investment Income	:	:	:	0	0	0	5	1	4
CURRENT TRANSFERS	:	:	:	81	20	61	43	19	24
CURRENT ACCOUNT	:	:	:	:	:	:	:	:	:
CURRENT + CAPITAL ACCOUNT	:	:	:	299	538	-239	355	662	-307

16.22.
Reporter: Portugal
Partner: Argentina

(Mio ECU)

	1992			1993			1994		
	Credit	Debit	Net	Credit	Debit	Net	Credit	Debit	Net
GOODS	:	:	:	14	77	-63	55	58	-3
SERVICES	:	:	:	1	1	0	2	14	-11
Transportation	:	:	:	0	0	0	2	1	1
Sea transport	:	:	:	0	0	0	0	0	0
Air transport	:	:	:	0	0	0	2	0	2
Other transportation	:	:	:	0	0	0	0	1	-1
Travel	:	:	:	0	0	0	0	12	-12
Other services	:	:	:	1	1	0	0	0	0
Communications services	:	:	:	0	0	0	0	0	0
Construction services	:	:	:	0	0	0	0	0	0
Insurance services	:	:	:	0	0	0	0	0	0
Financial services	:	:	:	0	0	0	0	0	0
Computer and information services	:	:	:	0	0	0	0	0	0
Royalties and licence fees	:	:	:	0	0	0	0	0	0
Other business services	:	:	:	0	0	0	0	0	0
Personal, cultural and recreational	:	:	:	0	0	0	0	0	0
Government services, n i e	:	:	:	1	1	0	0	0	0
Services not allocated	:	:	:	0	0	0	0	0	0
INCOME	:	:	:	0	0	0	0	0	0
Compensation of employees	:	:	:	0	0	0	0	0	0
Investment Income	:	:	:	0	0	0	0	0	0
CURRENT TRANSFERS	:	:	:	0	0	0	0	0	0
CURRENT ACCOUNT	:	:	:	:	:	:	:	:	:
CURRENT + CAPITAL ACCOUNT	:	:	:	16	78	-62	57	72	-15

16.23.
Reporter: Portugal
Partner: Brazil

(Mio ECU)

	1992			1993			1994		
	Credit	Debit	Net	Credit	Debit	Net	Credit	Debit	Net
GOODS	:	:	:	53	268	-215	83	326	-243
SERVICES	:	:	:	89	71	18	101	103	-2
Transportation	:	:	:	18	35	-17	34	53	-19
Sea transport	:	:	:	0	0	0	0	1	0
Air transport	:	:	:	18	34	-16	34	44	-10
Other transportation	:	:	:	0	0	0	0	9	-9
Travel	:	:	:	64	20	44	57	22	35
Other services	:	:	:	7	16	-9	10	28	-18
Communications services	:	:	:	0	0	0	0	0	0
Construction services	:	:	:	0	0	0	0	1	-1
Insurance services	:	:	:	0	0	0	0	0	0
Financial services	:	:	:	0	1	0	1	0	1
Computer and information services	:	:	:	0	0	0	1	0	0
Royalties and licence fees	:	:	:	0	0	0	2	2	0
Other business services	:	:	:	0	0	0	4	2	2
Personal, cultural and recreational	:	:	:	0	1	0	0	2	-2
Government services, n i e	:	:	:	6	15	-9	1	20	-19
Services not allocated	:	:	:	0	0	0	0	0	0
INCOME	:	:	:	1	0	1	11	6	5
Compensation of employees	:	:	:	1	0	1	6	5	1
Investment Income	:	:	:	0	0	0	5	1	4
CURRENT TRANSFERS	:	:	:	26	9	17	20	14	7
CURRENT ACCOUNT	:	:	:	:	:	:	:	:	:
CURRENT + CAPITAL ACCOUNT	:	:	:	169	348	-179	214	449	-234

16.24.
Reporter: Portugal
Partner: Asia

(Mio ECU)

	1992			1993			1994		
	Credit	Debit	Net	Credit	Debit	Net	Credit	Debit	Net
GOODS	:	:	:	297	1 435	-1 138	491	1 875	-1 385
SERVICES	:	:	:	118	179	-61	84	112	-28
Transportation	:	:	:	8	40	-32	13	32	-19
Sea transport	:	:	:	5	23	-18	6	12	-7
Air transport	:	:	:	3	11	-8	6	15	-9
Other transportation	:	:	:	0	6	-6	0	4	-4
Travel	:	:	:	88	99	-11	51	27	24
Other services	:	:	:	22	40	-18	20	53	-33
Communications services	:	:	:	3	3	0	2	1	1
Construction services	:	:	:	7	0	7	10	1	9
Insurance services	:	:	:	1	1	0	2	1	0
Financial services	:	:	:	2	15	-14	1	18	-17
Computer and information services	:	:	:	0	0	0	0	0	0
Royalties and licence fees	:	:	:	1	2	-1	0	3	-2
Other business services	:	:	:	7	10	-3	3	11	-8
Personal, cultural and recreational	:	:	:	2	1	1	2	1	1
Government services, n i e	:	:	:	0	8	-8	1	17	-16
Services not allocated	:	:	:	0	0	0	0	0	0
INCOME	:	:	:	92	56	36	130	124	5
Compensation of employees	:	:	:	3	1	3	2	3	-1
Investment Income	:	:	:	88	56	33	128	122	6
CURRENT TRANSFERS	:	:	:	73	60	12	39	9	30
CURRENT ACCOUNT	:	:	:	:	:	:	:	:	:
CURRENT + CAPITAL ACCOUNT	:	:	:	579	1 731	-1 151	743	2 120	-1 377

16.25.
Reporter: Portugal
Partner: Near and Middle East Countries

(Mio ECU)

	1992			1993			1994		
	Credit	Debit	Net	Credit	Debit	Net	Credit	Debit	Net
GOODS	:	:	:	137	268	-131	163	564	-401
SERVICES	:	:	:	4	10	-7	2	11	-8
Transportation	:	:	:	1	7	-6	2	7	-5
Sea transport	:	:	:	0	5	-5	0	4	-4
Air transport	:	:	:	1	2	-1	2	3	-1
Other transportation	:	:	:	0	0	0	0	0	0
Travel	:	:	:	2	0	2	0	0	0
Other services	:	:	:	0	3	-2	0	3	-3
Communications services	:	:	:	0	0	0	0	0	0
Construction services	:	:	:	0	0	0	0	0	0
Insurance services	:	:	:	0	0	0	0	0	0
Financial services	:	:	:	0	0	0	0	0	0
Computer and information services	:	:	:	0	0	0	0	0	0
Royalties and licence fees	:	:	:	0	0	0	0	0	0
Other business services	:	:	:	0	1	-1	0	2	-2
Personal, cultural and recreational	:	:	:	0	0	0	0	0	0
Government services, n i e	:	:	:	0	1	-1	0	1	-1
Services not allocated	:	:	:	0	0	0	0	0	0
INCOME	:	:	:	0	0	0	0	1	-1
Compensation of employees	:	:	:	0	0	0	0	0	0
Investment Income	:	:	:	0	0	0	0	1	-1
CURRENT TRANSFERS	:	:	:	2	0	2	0	0	0
CURRENT ACCOUNT	:	:	:	:	:	:	:	:	:
CURRENT + CAPITAL ACCOUNT	:	:	:	142	279	-137	166	577	-410

16.26.
Reporter: Portugal
Partner: Other Near and Middle East Countries

(Mio ECU)

	1992			1993			1994		
	Credit	Debit	Net	Credit	Debit	Net	Credit	Debit	Net
GOODS	:	:	:	13	19	-6	23	13	10
SERVICES	:	:	:	0	0	0	0	1	-1
Transportation	:	:	:	0	0	0	0	0	0
Sea transport	:	:	:	0	0	0	0	0	0
Air transport	:	:	:	0	0	0	0	0	0
Other transportation	:	:	:	0	0	0	0	0	0
Travel	:	:	:	0	0	0	0	0	0
Other services	:	:	:	0	0	0	0	1	-1
Communications services	:	:	:	0	0	0	0	0	0
Construction services	:	:	:	0	0	0	0	0	0
Insurance services	:	:	:	0	0	0	0	0	0
Financial services	:	:	:	0	0	0	0	0	0
Computer and information services	:	:	:	0	0	0	0	0	0
Royalties and licence fees	:	:	:	0	0	0	0	0	0
Other business services	:	:	:	0	0	0	0	1	-1
Personal, cultural and recreational	:	:	:	0	0	0	0	0	0
Government services, n i e	:	:	:	0	0	0	0	0	0
Services not allocated	:	:	:	0	0	0	0	0	0
INCOME	:	:	:	0	0	0	0	1	-1
Compensation of employees	:	:	:	0	0	0	0	0	0
Investment Income	:	:	:	0	0	0	0	1	-1
CURRENT TRANSFERS	:	:	:	0	0	0	0	0	0
CURRENT ACCOUNT	:	:	:	:	:	:	:	:	:
CURRENT + CAPITAL ACCOUNT	:	:	:	14	19	-6	23	14	9

16.27.

Reporter: Portugal

Partner: Other Asian Countries

(Mio ECU)

	1992			1993			1994		
	Credit	Debit	Net	Credit	Debit	Net	Credit	Debit	Net
GOODS	:	:	:	160	1 167	-1 007	328	1 311	-983
SERVICES	:	:	:	114	169	-54	81	101	-20
Transportation	:	:	:	7	33	-26	11	25	-14
Sea transport	:	:	:	5	18	-13	6	8	-3
Air transport	:	:	:	2	9	-7	5	12	-8
Other transportation	:	:	:	0	6	-6	0	4	-4
Travel	:	:	:	85	98	-13	51	27	24
Other services	:	:	:	22	38	-16	20	50	-30
Communications services	:	:	:	3	3	1	2	1	1
Construction services	:	:	:	7	0	7	10	1	9
Insurance services	:	:	:	1	1	0	2	1	0
Financial services	:	:	:	1	15	-14	1	18	-17
Computer and information services	:	:	:	0	0	0	0	0	0
Royalties and licence fees	:	:	:	1	2	-1	0	3	-2
Other business services	:	:	:	7	9	-2	2	9	-7
Personal, cultural and recreational	:	:	:	2	1	1	2	1	1
Government services, n i e	:	:	:	0	7	-7	1	16	-15
Services not allocated	:	:	:	0	0	0	0	0	0
INCOME	:	:	:	92	56	36	129	123	6
Compensation of employees	:	:	:	3	1	3	2	3	-1
Investment Income	:	:	:	88	55	33	128	120	7
CURRENT TRANSFERS	:	:	:	70	60	11	38	8	30
CURRENT ACCOUNT	:	:	:	:	:	:	:	:	:
CURRENT + CAPITAL ACCOUNT	:	:	:	437	1 452	-1 015	577	1 544	-967

16.28.

Reporter: Portugal

Partner: China

(Mio ECU)

	1992			1993			1994		
	Credit	Debit	Net	Credit	Debit	Net	Credit	Debit	Net
GOODS	:	:	:	26	153	-127	15	134	-118
SERVICES	:	:	:	0	1	-1	0	1	-1
Transportation	:	:	:	0	1	-1	0	1	0
Sea transport	:	:	:	0	1	-1	0	0	0
Air transport	:	:	:	0	0	0	0	0	0
Other transportation	:	:	:	0	0	0	0	0	0
Travel	:	:	:	0	0	0	0	0	0
Other services	:	:	:	0	0	0	0	0	0
Communications services	:	:	:	0	0	0	0	0	0
Construction services	:	:	:	0	0	0	0	0	0
Insurance services	:	:	:	0	0	0	0	0	0
Financial services	:	:	:	0	0	0	0	0	0
Computer and information services	:	:	:	0	0	0	0	0	0
Royalties and licence fees	:	:	:	0	0	0	0	0	0
Other business services	:	:	:	0	0	0	0	0	0
Personal, cultural and recreational	:	:	:	0	0	0	0	0	0
Government services, n i e	:	:	:	0	0	0	0	0	0
Services not allocated	:	:	:	0	0	0	0	0	0
INCOME	:	:	:	0	0	0	0	0	0
Compensation of employees	:	:	:	0	0	0	0	0	0
Investment Income	:	:	:	0	0	0	0	0	0
CURRENT TRANSFERS	:	:	:	0	0	0	0	0	0
CURRENT ACCOUNT	:	:	:	:	:	:	:	:	:
CURRENT + CAPITAL ACCOUNT	:	:	:	27	154	-128	16	135	-119

16.29.
Reporter: Portugal
Partner: India

(Mio ECU)

	1992			1993			1994		
	Credit	Debit	Net	Credit	Debit	Net	Credit	Debit	Net
GOODS	:	:	:	13	57	-44	8	63	-55
SERVICES	:	:	:	1	1	0	2	1	1
Transportation	:	:	:	0	0	0	1	1	1
Sea transport	:	:	:	0	0	0	0	0	0
Air transport	:	:	:	0	0	0	1	1	1
Other transportation	:	:	:	0	0	0	0	0	0
Travel	:	:	:	0	0	0	0	0	0
Other services	:	:	:	0	0	0	0	0	0
Communications services	:	:	:	0	0	0	0	0	0
Construction services	:	:	:	0	0	0	0	0	0
Insurance services	:	:	:	0	0	0	0	0	0
Financial services	:	:	:	0	0	0	0	0	0
Computer and information services	:	:	:	0	0	0	0	0	0
Royalties and licence fees	:	:	:	0	0	0	0	0	0
Other business services	:	:	:	0	0	0	0	0	0
Personal, cultural and recreational	:	:	:	0	0	0	0	0	0
Government services, n i e	:	:	:	0	0	0	0	0	0
Services not allocated	:	:	:	0	0	0	0	0	0
INCOME	:	:	:	0	0	0	0	0	0
Compensation of employees	:	:	:	0	0	0	0	0	0
Investment Income	:	:	:	0	0	0	0	0	0
CURRENT TRANSFERS	:	:	:	0	0	0	0	0	0
CURRENT ACCOUNT	:	:	:	:	:	:	:	:	:
CURRENT + CAPITAL ACCOUNT	:	:	:	14	59	-45	9	64	-55

16.30.
Reporter: Portugal
Partner: Japan

(Mio ECU)

	1992			1993			1994		
	Credit	Debit	Net	Credit	Debit	Net	Credit	Debit	Net
GOODS	108	649	-541	14	612	-598	119	599	-480
SERVICES	13	55	-42	96	34	62	63	60	2
Transportation	1	44	-43	5	12	-7	6	9	-4
Sea transport	:	:	:	4	3	0	4	4	0
Air transport	:	:	:	1	5	-4	2	4	-2
Other transportation	:	:	:	0	4	-3	0	2	-2
Travel	5	2	3	80	6	74	51	21	30
Other services	6	9	-3	11	16	-4	6	30	-24
Communications services	:	:	:	0	0	0	0	0	0
Construction services	:	:	:	0	0	0	0	0	0
Insurance services	:	:	:	1	1	0	1	1	0
Financial services	:	:	:	0	1	0	0	0	0
Computer and information services	:	:	:	0	0	0	0	0	0
Royalties and licence fees	:	:	:	0	2	-2	0	3	-2
Other business services	:	:	:	8	6	2	4	10	-6
Personal, cultural and recreational	:	:	:	1	0	1	0	0	0
Government services, n i e	0	4	-4	0	5	-5	0	15	-15
Services not allocated	0	0	0	0	0	0	0	0	0
INCOME	38	50	-14	56	36	20	31	41	-10
Compensation of employees	1	0	0	1	0	0	0	0	0
Investment Income	37	50	-14	55	36	19	31	40	-10
CURRENT TRANSFERS	3	1	2	4	2	2	2	1	1
CURRENT ACCOUNT	:	:	:	:	:	:	:	:	:
CURRENT + CAPITAL ACCOUNT	161	756	-595	170	684	-515	214	701	-487

16.31.

Reporter: Portugal

Partner: Australia, Oceania and Other Territories

(Mio ECU)

	1992			1993			1994		
	Credit	Debit	Net	Credit	Debit	Net	Credit	Debit	Net
GOODS	:	:	:	53	38	15	53	38	15
SERVICES	:	:	:	7	6	1	12	2	9
Transportation	:	:	:	0	2	-1	1	1	-1
Sea transport	:	:	:	0	1	-1	0	1	-1
Air transport	:	:	:	0	0	0	0	0	0
Other transportation	:	:	:	0	0	0	0	0	0
Travel	:	:	:	6	3	4	10	0	10
Other services	:	:	:	1	2	-1	1	1	0
Communications services	:	:	:	0	0	0	1	0	1
Construction services	:	:	:	0	0	0	0	0	0
Insurance services	:	:	:	0	0	0	0	0	0
Financial services	:	:	:	0	0	0	0	0	0
Computer and information services	:	:	:	0	0	0	0	0	0
Royalties and licence fees	:	:	:	0	0	0	0	0	0
Other business services	:	:	:	0	0	0	0	0	0
Personal, cultural and recreational	:	:	:	0	1	-1	0	0	0
Government services, n i e	:	:	:	0	1	-1	0	0	0
Services not allocated	:	:	:	0	0	0	0	0	0
INCOME	:	:	:	1	0	1	0	0	0
Compensation of employees	:	:	:	0	0	0	0	0	0
Investment Income	:	:	:	0	0	0	0	0	0
CURRENT TRANSFERS	:	:	:	12	5	7	11	3	8
CURRENT ACCOUNT	:	:	:	:	:	:	:	:	:
CURRENT + CAPITAL ACCOUNT	:	:	:	73	50	23	75	43	32

16.32.

Reporter: Portugal

Partner: Australia

(Mio ECU)

	1992			1993			1994		
	Credit	Debit	Net	Credit	Debit	Net	Credit	Debit	Net
GOODS	:	:	:	40	19	21	44	26	18
SERVICES	:	:	:	6	6	0	12	2	10
Transportation	:	:	:	0	2	-1	1	1	-1
Sea transport	:	:	:	0	1	-1	0	1	-1
Air transport	:	:	:	0	0	0	0	0	0
Other transportation	:	:	:	0	0	0	0	0	0
Travel	:	:	:	5	2	2	10	0	10
Other services	:	:	:	1	2	-1	1	1	0
Communications services	:	:	:	0	0	0	1	0	1
Construction services	:	:	:	0	0	0	0	0	0
Insurance services	:	:	:	0	0	0	0	0	0
Financial services	:	:	:	0	0	0	0	0	0
Computer and information services	:	:	:	0	0	0	0	0	0
Royalties and licence fees	:	:	:	0	0	0	0	0	0
Other business services	:	:	:	0	0	0	0	0	0
Personal, cultural and recreational	:	:	:	0	1	-1	0	0	0
Government services, n i e	:	:	:	0	1	-1	0	0	0
Services not allocated	:	:	:	0	0	0	0	0	0
INCOME	:	:	:	1	0	1	0	0	0
Compensation of employees	:	:	:	0	0	0	0	0	0
Investment Income	:	:	:	0	0	0	0	0	0
CURRENT TRANSFERS	:	:	:	12	5	7	10	2	8
CURRENT ACCOUNT	:	:	:	:	:	:	:	:	:
CURRENT + CAPITAL ACCOUNT	:	:	:	58	30	28	66	30	36

16.33.
Reporter: Portugal
Partner: New Zealand

(Mio ECU)

	1992			1993			1994		
	Credit	Debit	Net	Credit	Debit	Net	Credit	Debit	Net
GOODS	:	:	:	13	19	-6	8	12	-4
SERVICES	:	:	:	0	0	0	0	0	0
Transportation	:	:	:	0	0	0	0	0	0
Sea transport	:	:	:	0	0	0	0	0	0
Air transport	:	:	:	0	0	0	0	0	0
Other transportation	:	:	:	0	0	0	0	0	0
Travel	:	:	:	0	0	0	0	0	0
Other services	:	:	:	0	0	0	0	0	0
Communications services	:	:	:	0	0	0	0	0	0
Construction services	:	:	:	0	0	0	0	0	0
Insurance services	:	:	:	0	0	0	0	0	0
Financial services	:	:	:	0	0	0	0	0	0
Computer and information services	:	:	:	0	0	0	0	0	0
Royalties and licence fees	:	:	:	0	0	0	0	0	0
Other business services	:	:	:	0	0	0	0	0	0
Personal, cultural and recreational	:	:	:	0	0	0	0	0	0
Government services, n i e	:	:	:	0	0	0	0	0	0
Services not allocated	:	:	:	0	0	0	0	0	0
INCOME	:	:	:	0	0	0	0	0	0
Compensation of employees	:	:	:	0	0	0	0	0	0
Investment Income	:	:	:	0	0	0	0	0	0
CURRENT TRANSFERS	:	:	:	0	0	0	0	0	0
CURRENT ACCOUNT	:	:	:	:	:	:	:	:	:
CURRENT + CAPITAL ACCOUNT	:	:	:	13	19	-6	8	12	-4

16.34.
Reporter: Portugal
Partner: International Organisations

(Mio ECU)

	1992			1993			1994		
	Credit	Debit	Net	Credit	Debit	Net	Credit	Debit	Net
GOODS	:	:	:	0	0	0	0	0	0
SERVICES	:	:	:	0	0	0	0	0	0
Transportation	:	:	:	0	0	0	0	0	0
Sea transport	:	:	:	0	0	0	0	0	0
Air transport	:	:	:	0	0	0	0	0	0
Other transportation	:	:	:	0	0	0	0	0	0
Travel	:	:	:	0	0	0	0	0	0
Other services	:	:	:	0	0	0	0	0	0
Communications services	:	:	:	0	0	0	0	0	0
Construction services	:	:	:	0	0	0	0	0	0
Insurance services	:	:	:	0	0	0	0	0	0
Financial services	:	:	:	0	0	0	0	0	0
Computer and information services	:	:	:	0	0	0	0	0	0
Royalties and licence fees	:	:	:	0	0	0	0	0	0
Other business services	:	:	:	0	0	0	0	0	0
Personal, cultural and recreational	:	:	:	0	0	0	0	0	0
Government services, n i e	:	:	:	0	0	0	0	0	0
Services not allocated	:	:	:	0	0	0	0	0	0
INCOME	:	:	:	8	18	-10	15	11	3
Compensation of employees	:	:	:	0	0	0	0	0	0
Investment Income	:	:	:	8	18	-10	15	11	3
CURRENT TRANSFERS	:	:	:	0	0	0	0	0	0
CURRENT ACCOUNT	:	:	:	:	:	:	:	:	:
CURRENT + CAPITAL ACCOUNT	:	:	:	8	18	-10	15	11	4

16.35.

Reporter: Portugal

Partner: World not allocated

(Mio ECU)

	1992			1993			1994		
	Credit	Debit	Net	Credit	Debit	Net	Credit	Debit	Net
GOODS	:	:	:	:	:	:	:	:	:
SERVICES	:	:	:	:	:	:	:	:	:
Transportation	:	:	:	:	:	:	:	:	:
Sea transport	:	:	:	:	:	:	:	:	:
Air transport	:	:	:	:	:	:	:	:	:
Other transportation	:	:	:	:	:	:	:	:	:
Travel	:	:	:	:	:	:	:	:	:
Other services	:	:	:	:	:	:	:	:	:
Communications services	:	:	:	:	:	:	:	:	:
Construction services	:	:	:	:	:	:	:	:	:
Insurance services	:	:	:	:	:	:	:	:	:
Financial services	:	:	:	:	:	:	:	:	:
Computer and information services	:	:	:	:	:	:	:	:	:
Royalties and licence fees	:	:	:	:	:	:	:	:	:
Other business services	:	:	:	:	:	:	:	:	:
Personal, cultural and recreational	:	:	:	:	:	:	:	:	:
Government services, n i e	:	:	:	:	:	:	:	:	:
Services not allocated	:	:	:	:	:	:	:	:	:
INCOME	:	:	:	:	:	:	:	:	:
Compensation of employees	:	:	:	:	:	:	:	:	:
Investment Income	:	:	:	:	:	:	:	:	:
CURRENT TRANSFERS	:	:	:	:	:	:	:	:	:
CURRENT ACCOUNT	:	:	:	:	:	:	:	:	:
CURRENT + CAPITAL ACCOUNT	:	:	:	:	:	:	:	:	:

16.36.

Reporter: Portugal

Partner: OECD Countries

(Mio ECU)

	1992			1993			1994		
	Credit	Debit	Net	Credit	Debit	Net	Credit	Debit	Net
GOODS	:	:	:	12 304	16 763	-4 459	14 001	17 798	-3 797
SERVICES	:	:	:	4 943	4 260	683	4 748	4 174	574
Transportation	:	:	:	891	1 500	-608	721	1 583	-862
Sea transport	:	:	:	169	583	-413	168	622	-453
Air transport	:	:	:	582	488	93	420	466	-46
Other transportation	:	:	:	140	428	-288	133	496	-363
Travel	:	:	:	3 325	1 496	1 829	3 310	1 351	1 959
Other services	:	:	:	727	1 265	-538	717	1 239	-523
Communications services	:	:	:	131	36	95	137	50	87
Construction services	:	:	:	73	99	-25	109	64	45
Insurance services	:	:	:	59	218	-160	76	286	-209
Financial services	:	:	:	103	190	-86	84	105	-21
Computer and information services	:	:	:	11	34	-23	17	40	-23
Royalties and licence fees	:	:	:	30	147	-117	23	169	-147
Other business services	:	:	:	169	263	-93	138	264	-126
Personal, cultural and recreational	:	:	:	117	124	-7	94	99	-5
Government services, n i e	:	:	:	34	155	-121	38	162	-124
Services not allocated	:	:	:	0	0	0	0	0	0
INCOME	:	:	:	1 976	1 835	141	1 652	1 743	-91
Compensation of employees	:	:	:	108	41	67	99	44	55
Investment Income	:	:	:	1 869	1 795	74	1 553	1 700	-147
CURRENT TRANSFERS	:	:	:	6 851	1 310	5 541	6 067	1 637	4 430
CURRENT ACCOUNT	:	:	:	:	:	:	:	:	:
CURRENT + CAPITAL ACCOUNT	:	:	:	26 075	24 168	1 906	26 467	25 351	1 116

16.37.
Reporter: Portugal
Partner: Countries from Central and Eastern Europe

(Mio ECU)

	1992			1993			1994		
	Credit	Debit	Net	Credit	Debit	Net	Credit	Debit	Net
GOODS	:	:	:	27	19	8	55	82	-27
SERVICES	:	:	:	12	8	4	1	41	-39
Transportation	:	:	:	1	4	-2	1	3	-2
Sea transport	:	:	:	0	0	0	0	0	0
Air transport	:	:	:	1	1	0	1	0	1
Other transportation	:	:	:	0	2	-2	0	3	-3
Travel	:	:	:	10	1	9	0	36	-36
Other services	:	:	:	1	3	-2	0	2	-1
Communications services	:	:	:	0	0	0	0	0	0
Construction services	:	:	:	0	0	0	0	0	0
Insurance services	:	:	:	0	0	0	0	0	0
Financial services	:	:	:	0	0	0	0	0	0
Computer and information services	:	:	:	0	0	0	0	0	0
Royalties and licence fees	:	:	:	0	0	0	0	0	0
Other business services	:	:	:	0	0	0	0	0	0
Personal, cultural and recreational	:	:	:	0	0	0	0	1	0
Government services, n i e	:	:	:	0	2	-1	0	0	0
Services not allocated	:	:	:	0	0	0	0	0	0
INCOME	:	:	:	0	0	0	0	1	-1
Compensation of employees	:	:	:	0	0	0	0	1	-1
Investment Income	:	:	:	0	0	0	0	0	0
CURRENT TRANSFERS	:	:	:	0	0	0	0	2	-1
CURRENT ACCOUNT	:	:	:	:	:	:	:	:	:
CURRENT + CAPITAL ACCOUNT	:	:	:	39	28	11	57	125	-68

16.38.
Reporter: Portugal
Partner: North American Free Trade Association

(Mio ECU)

	1992			1993			1994		
	Credit	Debit	Net	Credit	Debit	Net	Credit	Debit	Net
GOODS	:	:	:	922	982	-60	961	886	75
SERVICES	:	:	:	704	700	4	581	685	-103
Transportation	:	:	:	242	227	15	151	289	-139
Sea transport	:	:	:	56	126	-69	48	151	-103
Air transport	:	:	:	148	86	62	89	86	2
Other transportation	:	:	:	38	16	22	14	52	-38
Travel	:	:	:	324	232	92	263	175	89
Other services	:	:	:	138	241	-103	168	221	-53
Communications services	:	:	:	37	10	26	64	26	37
Construction services	:	:	:	9	3	6	11	1	9
Insurance services	:	:	:	6	11	-5	7	17	-10
Financial services	:	:	:	7	12	-4	19	10	9
Computer and information services	:	:	:	2	13	-10	4	5	0
Royalties and licence fees	:	:	:	13	29	-16	4	21	-17
Other business services	:	:	:	20	96	-76	15	69	-54
Personal, cultural and recreational	:	:	:	31	33	-2	23	26	-3
Government services, n i e	:	:	:	12	34	-22	20	45	-25
Services not allocated	:	:	:	0	0	0	0	0	0
INCOME	:	:	:	423	230	194	288	198	90
Compensation of employees	:	:	:	38	12	26	22	10	12
Investment Income	:	:	:	385	218	167	266	189	77
CURRENT TRANSFERS	:	:	:	974	120	854	567	92	475
CURRENT ACCOUNT	:	:	:	:	:	:	:	:	:
CURRENT + CAPITAL ACCOUNT	:	:	:	3 024	2 032	992	2 397	1 861	536

16.39.

Reporter: Portugal

Partner: African, Caribbean and Pacific Countries

(Mio ECU)

	1992			1993			1994		
	Credit	Debit	Net	Credit	Debit	Net	Credit	Debit	Net
GOODS	821	331	489	506	441	65	489	662	-173
SERVICES	31	35	-4	69	27	42	84	65	19
Transportation	3	21	-18	37	15	22	63	39	24
Sea transport	:	:	:	2	3	-1	4	13	-9
Air transport	:	:	:	31	11	20	59	25	33
Other transportation	:	:	:	4	1	3	0	1	0
Travel	5	2	3	19	1	17	0	2	-2
Other services	22	11	11	14	11	3	21	23	-2
Communications services	:	:	:	0	0	0	0	1	-1
Construction services	:	:	:	8	2	6	8	2	6
Insurance services	:	:	:	0	0	0	0	8	-8
Financial services	:	:	:	1	0	1	2	4	-2
Computer and information services	:	:	:	1	0	1	0	0	0
Royalties and licence fees	:	:	:	0	1	-1	0	0	0
Other business services	:	:	:	1	1	1	7	2	4
Personal, cultural and recreational	:	:	:	2	0	1	1	3	-1
Government services, n i e	2	6	-4	1	6	-6	2	2	0
Services not allocated	0	0	0	0	0	0	0	0	0
INCOME	8	6	1	4	7	-3	22	17	5
Compensation of employees	3	2	0	3	2	1	5	2	2
Investment Income	5	4	1	2	6	-4	17	15	2
CURRENT TRANSFERS	14	1	13	63	3	61	21	10	11
CURRENT ACCOUNT	:	:	:	:	:	:	:	:	:
CURRENT + CAPITAL ACCOUNT	873	373	499	643	478	165	615	754	-139

16.40.

Reporter: Portugal

Partner: Organisation of Petroleum Exporting countries

(Mio ECU)

	1992			1993			1994		
	Credit	Debit	Net	Credit	Debit	Net	Credit	Debit	Net
GOODS	81	814	-733	126	938	-812	131	1 209	-1 079
SERVICES	4	57	-53	32	8	24	18	17	0
Transportation	1	51	-50	22	4	19	17	9	8
Sea transport	:	:	:	0	1	-1	0	3	-3
Air transport	:	:	:	22	2	20	17	6	11
Other transportation	:	:	:	0	0	0	0	0	0
Travel	2	1	1	9	1	8	0	0	0
Other services	0	5	-5	1	4	-3	0	8	-8
Communications services	:	:	:	0	0	0	0	0	0
Construction services	:	:	:	0	0	0	0	0	0
Insurance services	:	:	:	0	0	0	0	0	0
Financial services	:	:	:	0	0	0	0	0	0
Computer and information services	:	:	:	0	0	0	0	0	0
Royalties and licence fees	:	:	:	0	0	0	0	0	0
Other business services	:	:	:	0	1	-1	0	1	0
Personal, cultural and recreational	:	:	:	0	0	0	0	0	0
Government services, n i e	0	3	-3	0	3	-3	0	7	-7
Services not allocated	0	0	0	0	0	0	0	0	0
INCOME	0	0	0	0	0	0	1	1	0
Compensation of employees	0	0	0	0	0	0	1	1	0
Investment Income	0	0	0	0	0	0	0	0	0
CURRENT TRANSFERS	68	4	65	54	11	43	23	5	18
CURRENT ACCOUNT	:	:	:	:	:	:	:	:	:
CURRENT + CAPITAL ACCOUNT	153	874	-721	213	958	-745	172	1 232	-1 060

16.41.
Reporter: Portugal
Partner: Mediterranean Basin Countries

(Mio ECU)

	1992			1993			1994		
	Credit	Debit	Net	Credit	Debit	Net	Credit	Debit	Net
GOODS	:	:	:	256	555	-299	326	558	-232
SERVICES	:	:	:	20	21	-1	21	28	-8
Transportation	:	:	:	9	13	-4	10	19	-8
Sea transport	:	:	:	2	6	-4	3	9	-6
Air transport	:	:	:	6	6	0	7	9	-2
Other transportation	:	:	:	0	1	-1	0	1	0
Travel	:	:	:	5	3	2	9	2	7
Other services	:	:	:	6	5	1	2	8	-6
Communications services	:	:	:	0	0	0	0	0	0
Construction services	:	:	:	4	0	4	0	0	0
Insurance services	:	:	:	0	0	0	0	0	0
Financial services	:	:	:	0	0	0	0	0	0
Computer and information services	:	:	:	0	0	0	0	0	0
Royalties and licence fees	:	:	:	0	0	0	0	0	0
Other business services	:	:	:	1	2	-1	1	6	-5
Personal, cultural and recreational	:	:	:	1	0	1	0	1	-1
Government services, n i e	:	:	:	0	2	-2	0	0	0
Services not allocated	:	:	:	0	0	0	0	0	0
INCOME	:	:	:	0	1	0	1	2	-1
Compensation of employees	:	:	:	0	0	0	1	0	1
Investment Income	:	:	:	0	1	0	0	2	-2
CURRENT TRANSFERS	:	:	:	3	1	2	3	1	2
CURRENT ACCOUNT	:	:	:	:	:	:	:	:	:
CURRENT + CAPITAL ACCOUNT	:	:	:	279	578	-299	350	589	-238

16.42.
Reporter: Portugal
Partner: Maghreb Countries

(Mio ECU)

	1992			1993			1994		
	Credit	Debit	Net	Credit	Debit	Net	Credit	Debit	Net
GOODS	:	:	:	96	268	-172	148	249	-101
SERVICES	:	:	:	14	8	6	17	7	10
Transportation	:	:	:	7	5	1	8	7	1
Sea transport	:	:	:	2	1	1	2	1	1
Air transport	:	:	:	5	4	1	5	5	0
Other transportation	:	:	:	0	0	0	0	1	0
Travel	:	:	:	2	0	2	9	0	9
Other services	:	:	:	5	2	3	1	1	0
Communications services	:	:	:	0	0	0	0	0	0
Construction services	:	:	:	4	0	4	0	0	0
Insurance services	:	:	:	0	0	0	0	0	0
Financial services	:	:	:	0	0	0	0	0	0
Computer and information services	:	:	:	0	0	0	0	0	0
Royalties and licence fees	:	:	:	0	0	0	0	0	0
Other business services	:	:	:	0	1	-1	0	0	0
Personal, cultural and recreational	:	:	:	1	0	1	0	0	0
Government services, n i e	:	:	:	0	1	-1	0	0	0
Services not allocated	:	:	:	0	0	0	0	0	0
INCOME	:	:	:	0	0	0	0	0	0
Compensation of employees	:	:	:	0	0	0	0	0	0
Investment Income	:	:	:	0	0	0	0	0	0
CURRENT TRANSFERS	:	:	:	1	0	1	1	0	1
CURRENT ACCOUNT	:	:	:	:	:	:	:	:	:
CURRENT + CAPITAL ACCOUNT	:	:	:	111	276	-164	167	256	-89

16.43.

Reporter: Portugal

Partner: Mashrek Countries

(Mio ECU)

	1992			1993			1994		
	Credit	Debit	Net	Credit	Debit	Net	Credit	Debit	Net
GOODS	:	:	:	26	96	-69	34	130	-96
SERVICES	:	:	:	1	1	0	0	1	-1
Transportation	:	:	:	0	0	0	0	0	0
Sea transport	:	:	:	0	0	0	0	0	0
Air transport	:	:	:	0	0	0	0	0	0
Other transportation	:	:	:	0	0	0	0	0	0
Travel	:	:	:	0	0	0	0	0	0
Other services	:	:	:	0	0	0	0	1	-1
Communications services	:	:	:	0	0	0	0	0	0
Construction services	:	:	:	0	0	0	0	0	0
Insurance services	:	:	:	0	0	0	0	0	0
Financial services	:	:	:	0	0	0	0	0	0
Computer and information services	:	:	:	0	0	0	0	0	0
Royalties and licence fees	:	:	:	0	0	0	0	0	0
Other business services	:	:	:	0	0	0	0	1	-1
Personal, cultural and recreational	:	:	:	0	0	0	0	0	0
Government services, n i e	:	:	:	0	0	0	0	0	0
Services not allocated	:	:	:	0	0	0	0	0	0
INCOME	:	:	:	0	0	0	0	1	-1
Compensation of employees	:	:	:	0	0	0	0	0	0
Investment Income	:	:	:	0	0	0	0	1	-1
CURRENT TRANSFERS	:	:	:	0	0	0	0	0	0
CURRENT ACCOUNT	:	:	:	:	:	:	:	:	:
CURRENT + CAPITAL ACCOUNT	:	:	:	27	96	-69	34	132	-98

16.44.

Reporter: Portugal

Partner: Core Newly Industrialising Countries

(Mio ECU)

	1992			1993			1994		
	Credit	Debit	Net	Credit	Debit	Net	Credit	Debit	Net
GOODS	:	:	:	80	191	-111	106	263	-157
SERVICES	:	:	:	6	24	-18	4	20	-16
Transportation	:	:	:	1	19	-17	3	12	-9
Sea transport	:	:	:	1	14	-13	2	4	-3
Air transport	:	:	:	1	3	-2	1	6	-5
Other transportation	:	:	:	0	2	-2	0	2	-2
Travel	:	:	:	3	0	3	0	6	-6
Other services	:	:	:	2	6	-4	1	2	-1
Communications services	:	:	:	0	0	0	0	0	0
Construction services	:	:	:	0	0	0	0	0	0
Insurance services	:	:	:	0	0	0	0	0	0
Financial services	:	:	:	0	0	0	0	0	0
Computer and information services	:	:	:	0	0	0	0	0	0
Royalties and licence fees	:	:	:	0	0	0	0	0	0
Other business services	:	:	:	1	5	-4	0	1	-1
Personal, cultural and recreational	:	:	:	0	0	0	0	0	0
Government services, n i e	:	:	:	0	1	-1	0	0	0
Services not allocated	:	:	:	0	0	0	0	0	0
INCOME	:	:	:	1	1	0	6	1	5
Compensation of employees	:	:	:	0	0	0	0	0	0
Investment Income	:	:	:	1	1	0	6	1	5
CURRENT TRANSFERS	:	:	:	2	0	2	0	0	0
CURRENT ACCOUNT	:	:	:	:	:	:	:	:	:
CURRENT + CAPITAL ACCOUNT	:	:	:	89	217	-128	117	284	-167

16.45.
Reporter: Portugal
Partner: Asian NICs of the second wave of industrialisation

(Mio ECU)

	1992			1993			1994		
	Credit	Debit	Net	Credit	Debit	Net	Credit	Debit	Net
GOODS	:	:	:	13	96	-82	53	144	-91
SERVICES	:	:	:	0	1	-1	0	2	-1
Transportation	:	:	:	0	1	0	0	1	-1
Sea transport	:	:	:	0	0	0	0	0	0
Air transport	:	:	:	0	1	0	0	1	-1
Other transportation	:	:	:	0	0	0	0	0	0
Travel	:	:	:	0	0	0	0	0	0
Other services	:	:	:	0	0	0	0	0	0
Communications services	:	:	:	0	0	0	0	0	0
Construction services	:	:	:	0	0	0	0	0	0
Insurance services	:	:	:	0	0	0	0	0	0
Financial services	:	:	:	0	0	0	0	0	0
Computer and information services	:	:	:	0	0	0	0	0	0
Royalties and licence fees	:	:	:	0	0	0	0	0	0
Other business services	:	:	:	0	0	0	0	0	0
Personal, cultural and recreational	:	:	:	0	0	0	0	0	0
Government services, n i e	:	:	:	0	0	0	0	0	0
Services not allocated	:	:	:	0	0	0	0	0	0
INCOME	:	:	:	0	0	0	0	0	0
Compensation of employees	:	:	:	0	0	0	0	0	0
Investment Income	:	:	:	0	0	0	0	0	0
CURRENT TRANSFERS	:	:	:	0	0	0	0	0	0
CURRENT ACCOUNT	:	:	:	:	:	:	:	:	:
CURRENT + CAPITAL ACCOUNT	:	:	:	14	97	-83	53	146	-93

16.46.
Reporter: Portugal
Partner: Latin American NICs of the second wave of industrialisation

(Mio ECU)

	1992			1993			1994		
	Credit	Debit	Net	Credit	Debit	Net	Credit	Debit	Net
GOODS	:	:	:	93	421	-328	172	457	-286
SERVICES	:	:	:	92	73	18	103	117	-14
Transportation	:	:	:	18	35	-17	36	54	-17
Sea transport	:	:	:	0	1	0	1	1	0
Air transport	:	:	:	18	34	-16	36	44	-8
Other transportation	:	:	:	0	0	0	0	9	-9
Travel	:	:	:	64	20	44	57	35	22
Other services	:	:	:	10	18	-8	10	28	-18
Communications services	:	:	:	0	0	0	0	0	0
Construction services	:	:	:	0	0	0	0	1	-1
Insurance services	:	:	:	0	0	0	0	0	0
Financial services	:	:	:	2	1	1	1	0	1
Computer and information services	:	:	:	0	0	0	1	0	0
Royalties and licence fees	:	:	:	0	0	0	2	2	0
Other business services	:	:	:	0	1	0	4	2	2
Personal, cultural and recreational	:	:	:	0	1	0	0	2	-2
Government services, n i e	:	:	:	7	16	-9	1	20	-19
Services not allocated	:	:	:	0	0	0	0	0	0
INCOME	:	:	:	1	1	1	11	6	5
Compensation of employees	:	:	:	1	0	1	6	5	1
Investment Income	:	:	:	0	0	0	5	1	4
CURRENT TRANSFERS	:	:	:	27	9	18	20	14	6
CURRENT ACCOUNT	:	:	:	:	:	:	:	:	:
CURRENT + CAPITAL ACCOUNT	:	:	:	213	504	-291	306	594	-288

16.47.

Reporter: Portugal

Partner: Countries of the Association of South-East Asian Nations

(Mio ECU)

	1992			1993			1994		
	Credit	Debit	Net	Credit	Debit	Net	Credit	Debit	Net
GOODS	:	:	:	27	153	-127	76	213	-136
SERVICES	:	:	:	1	2	-1	1	3	-3
Transportation	:	:	:	1	2	-1	1	3	-2
Sea transport	:	:	:	0	0	0	0	0	0
Air transport	:	:	:	0	1	0	0	2	-2
Other transportation	:	:	:	0	1	-1	0	0	0
Travel	:	:	:	0	0	0	0	0	0
Other services	:	:	:	0	0	0	0	1	-1
Communications services	:	:	:	0	0	0	0	0	0
Construction services	:	:	:	0	0	0	0	0	0
Insurance services	:	:	:	0	0	0	0	0	0
Financial services	:	:	:	0	0	0	0	0	0
Computer and information services	:	:	:	0	0	0	0	0	0
Royalties and licence fees	:	:	:	0	0	0	0	0	0
Other business services	:	:	:	0	0	0	0	0	0
Personal, cultural and recreational	:	:	:	0	0	0	0	0	0
Government services, n i e	:	:	:	0	0	0	0	0	0
Services not allocated	:	:	:	0	0	0	0	0	0
INCOME	:	:	:	0	0	0	3	0	3
Compensation of employees	:	:	:	0	0	0	0	0	0
Investment Income	:	:	:	0	0	0	3	0	3
CURRENT TRANSFERS	:	:	:	0	1	-1	0	1	-1
CURRENT ACCOUNT	:	:	:	:	:	:	:	:	:
CURRENT + CAPITAL ACCOUNT	:	:	:	27	156	-128	80	217	-137

16.48.

Reporter: Portugal

Partner: Community of Independent States

(Mio ECU)

	1992			1993			1994		
	Credit	Debit	Net	Credit	Debit	Net	Credit	Debit	Net
GOODS	:	:	:	66	153	-87	57	190	-133
SERVICES	:	:	:	1	5	-4	0	2	-2
Transportation	:	:	:	0	3	-3	0	1	-1
Sea transport	:	:	:	0	0	0	0	0	0
Air transport	:	:	:	0	3	-3	0	1	0
Other transportation	:	:	:	0	0	0	0	0	0
Travel	:	:	:	0	0	0	0	0	0
Other services	:	:	:	0	2	-1	0	1	-1
Communications services	:	:	:	0	0	0	0	1	-1
Construction services	:	:	:	0	0	0	0	0	0
Insurance services	:	:	:	0	0	0	0	0	0
Financial services	:	:	:	0	0	0	0	0	0
Computer and information services	:	:	:	0	0	0	0	0	0
Royalties and licence fees	:	:	:	0	0	0	0	0	0
Other business services	:	:	:	0	0	0	0	0	0
Personal, cultural and recreational	:	:	:	0	0	0	0	0	0
Government services, n i e	:	:	:	0	1	-1	0	0	0
Services not allocated	:	:	:	0	0	0	0	0	0
INCOME	:	:	:	0	0	0	0	0	0
Compensation of employees	:	:	:	0	0	0	0	0	0
Investment Income	:	:	:	0	0	0	0	0	0
CURRENT TRANSFERS	:	:	:	0	0	0	0	0	0
CURRENT ACCOUNT	:	:	:	:	:	:	:	:	:
CURRENT + CAPITAL ACCOUNT	:	:	:	67	158	-91	57	192	-135

17.1.
Reporter: Finland
Partner: World

(Mio ECU)

	1992			1993			1994		
	Credit	Debit	Net	Credit	Debit	Net	Credit	Debit	Net
GOODS	:	:	:	:	:	:	24 888	18 552	6 336
SERVICES	:	:	:	:	:	:	4 585	5 771	-1 186
Transportation	:	:	:	:	:	:	1 509	1 534	-25
Sea transport	:	:	:	:	:	:	1 042	1 153	-111
Air transport	:	:	:	:	:	:	380	329	52
Other transportation	:	:	:	:	:	:	86	52	35
Travel	:	:	:	:	:	:	1 145	1 356	-212
Other services	:	:	:	:	:	:	1 931	2 881	-949
Communications services	:	:	:	:	:	:	103	102	1
Construction services	:	:	:	:	:	:	155	77	78
Insurance services	:	:	:	:	:	:	-100	68	-168
Financial services	:	:	:	:	:	:	207	233	-25
Computer and information services	:	:	:	:	:	:	506	418	88
Royalties and licence fees	:	:	:	:	:	:	64	272	-208
Other business services	:	:	:	:	:	:	866	1 407	-540
Personal, cultural and recreational	:	:	:	:	:	:	67	104	-36
Government services, n i e	:	:	:	:	:	:	62	201	-139
Services not allocated	:	:	:	:	:	:	0	0	0
INCOME	:	:	:	:	:	:	1 468	5 156	-3 689
Compensation of employees	:	:	:	:	:	:	21	13	9
Investment Income	:	:	:	:	:	:	1 446	5 144	-3 697
CURRENT TRANSFERS	:	:	:	:	:	:	288	720	-432
CURRENT ACCOUNT	:	:	:	:	:	:	31 228	30 199	1 029
CURRENT + CAPITAL ACCOUNT	:	:	:	:	:	:	31 284	30 214	1 071

17.2.
Reporter: Finland
Partner: Intra EUR15

(Mio ECU)

	1992			1993			1994		
	Credit	Debit	Net	Credit	Debit	Net	Credit	Debit	Net
GOODS	:	:	:	:	:	:	14 458	10 367	4 090
SERVICES	:	:	:	:	:	:	2 627	3 208	-581
Transportation	:	:	:	:	:	:	1 003	733	270
Sea transport	:	:	:	:	:	:	729	529	200
Air transport	:	:	:	:	:	:	225	165	60
Other transportation	:	:	:	:	:	:	48	39	9
Travel	:	:	:	:	:	:	706	887	-181
Other services	:	:	:	:	:	:	919	1 588	-670
Communications services	:	:	:	:	:	:	31	55	-24
Construction services	:	:	:	:	:	:	100	29	72
Insurance services	:	:	:	:	:	:	-63	14	-78
Financial services	:	:	:	:	:	:	109	109	0
Computer and information services	:	:	:	:	:	:	329	283	46
Royalties and licence fees	:	:	:	:	:	:	31	102	-72
Other business services	:	:	:	:	:	:	325	884	-559
Personal, cultural and recreational	:	:	:	:	:	:	39	58	-19
Government services, n i e	:	:	:	:	:	:	18	54	-36
Services not allocated	:	:	:	:	:	:	0	0	0
INCOME	:	:	:	:	:	:	1 203	3 634	-2 431
Compensation of employees	:	:	:	:	:	:	11	10	2
Investment Income	:	:	:	:	:	:	1 191	3 624	-2 433
CURRENT TRANSFERS	:	:	:	:	:	:	149	298	-149
CURRENT ACCOUNT	:	:	:	:	:	:	18 437	17 507	930
CURRENT + CAPITAL ACCOUNT	:	:	:	:	:	:	:	:	:

17.3.

Reporter: Finland

Partner: Extra EUR15

(Mio ECU)

	1992			1993			1994		
	Credit	Debit	Net	Credit	Debit	Net	Credit	Debit	Net
GOODS	:	:	:	:	:	:	10 306	8 150	2 157
SERVICES	:	:	:	:	:	:	1 465	2 151	-686
Transportation	:	:	:	:	:	:	442	728	-285
Sea transport	:	:	:	:	:	:	277	573	-296
Air transport	:	:	:	:	:	:	127	142	-15
Other transportation	:	:	:	:	:	:	38	13	26
Travel	:	:	:	:	:	:	413	452	-40
Other services	:	:	:	:	:	:	610	971	-361
Communications services	:	:	:	:	:	:	27	39	-12
Construction services	:	:	:	:	:	:	59	21	38
Insurance services	:	:	:	:	:	:	-35	-1	-34
Financial services	:	:	:	:	:	:	69	89	-20
Computer and information services	:	:	:	:	:	:	176	137	39
Royalties and licence fees	:	:	:	:	:	:	23	147	-124
Other business services	:	:	:	:	:	:	226	428	-202
Personal, cultural and recreational	:	:	:	:	:	:	22	39	-17
Government services, n i e	:	:	:	:	:	:	42	73	-30
Services not allocated	:	:	:	:	:	:	0	0	0
INCOME	:	:	:	:	:	:	391	1 292	-901
Compensation of employees	:	:	:	:	:	:	10	3	7
Investment Income	:	:	:	:	:	:	381	1 289	-908
CURRENT TRANSFERS	:	:	:	:	:	:	93	272	-178
CURRENT ACCOUNT	:	:	:	:	:	:	12 255	11 864	391
CURRENT + CAPITAL ACCOUNT	:	:	:	:	:	:	:	:	:

17.4.

Reporter: Finland

Partner: EFTA

(Mio ECU)

	1992			1993			1994		
	Credit	Debit	Net	Credit	Debit	Net	Credit	Debit	Net
GOODS	:	:	:	:	:	:	1 179	1 248	-68
SERVICES	:	:	:	:	:	:	260	328	-68
Transportation	:	:	:	:	:	:	62	56	5
Sea transport	:	:	:	:	:	:	44	44	0
Air transport	:	:	:	:	:	:	8	9	-1
Other transportation	:	:	:	:	:	:	10	3	7
Travel	:	:	:	:	:	:	89	63	26
Other services	:	:	:	:	:	:	110	209	-100
Communications services	:	:	:	:	:	:	7	7	-1
Construction services	:	:	:	:	:	:	5	4	1
Insurance services	:	:	:	:	:	:	-4	2	-6
Financial services	:	:	:	:	:	:	2	2	0
Computer and information services	:	:	:	:	:	:	21	46	-26
Royalties and licence fees	:	:	:	:	:	:	0	22	-22
Other business services	:	:	:	:	:	:	75	107	-32
Personal, cultural and recreational	:	:	:	:	:	:	4	6	-2
Government services, n i e	:	:	:	:	:	:	1	13	-12
Services not allocated	:	:	:	:	:	:	0	0	0
INCOME	:	:	:	:	:	:	88	405	-317
Compensation of employees	:	:	:	:	:	:	3	1	2
Investment Income	:	:	:	:	:	:	86	405	-319
CURRENT TRANSFERS	:	:	:	:	:	:	32	75	-42
CURRENT ACCOUNT	:	:	:	:	:	:	1 560	2 055	-495
CURRENT + CAPITAL ACCOUNT	:	:	:	:	:	:	:	:	:

17.5.
Reporter: Finland
Partner: Other European Countries

(Mio ECU)

	1992			1993			1994		
	Credit	Debit	Net	Credit	Debit	Net	Credit	Debit	Net
GOODS	:	:	:	:	:	:	3 088	2 248	840
SERVICES	:	:	:	:	:	:	335	478	-142
Transportation	:	:	:	:	:	:	58	210	-152
Sea transport	:	:	:	:	:	:	41	179	-138
Air transport	:	:	:	:	:	:	10	28	-18
Other transportation	:	:	:	:	:	:	7	3	3
Travel	:	:	:	:	:	:	85	126	-42
Other services	:	:	:	:	:	:	193	142	52
Communications services	:	:	:	:	:	:	10	16	-6
Construction services	:	:	:	:	:	:	24	13	11
Insurance services	:	:	:	:	:	:	1	0	1
Financial services	:	:	:	:	:	:	1	0	1
Computer and information services	:	:	:	:	:	:	45	11	34
Royalties and licence fees	:	:	:	:	:	:	0	5	-5
Other business services	:	:	:	:	:	:	102	84	18
Personal, cultural and recreational	:	:	:	:	:	:	5	9	-4
Government services, n i e	:	:	:	:	:	:	4	4	0
Services not allocated	:	:	:	:	:	:	0	0	0
INCOME	:	:	:	:	:	:	9	40	-31
Compensation of employees	:	:	:	:	:	:	2	0	1
Investment Income	:	:	:	:	:	:	8	40	-32
CURRENT TRANSFERS	:	:	:	:	:	:	12	22	-11
CURRENT ACCOUNT	:	:	:	:	:	:	3 444	2 788	656
CURRENT + CAPITAL ACCOUNT	:	:	:	:	:	:	:	:	:

17.6.
Reporter: Finland
Partner: Czech Republic

(Mio ECU)

	1992			1993			1994		
	Credit	Debit	Net	Credit	Debit	Net	Credit	Debit	Net
GOODS	:	:	:	:	:	:	137	66	71
SERVICES	:	:	:	:	:	:	3	11	-7
Transportation	:	:	:	:	:	:	1	5	-3
Sea transport	:	:	:	:	:	:	1	4	-3
Air transport	:	:	:	:	:	:	1	1	0
Other transportation	:	:	:	:	:	:	0	0	0
Travel	:	:	:	:	:	:	0	2	-1
Other services	:	:	:	:	:	:	2	4	-3
Communications services	:	:	:	:	:	:	0	0	0
Construction services	:	:	:	:	:	:	0	0	0
Insurance services	:	:	:	:	:	:	0	0	0
Financial services	:	:	:	:	:	:	0	0	0
Computer and information services	:	:	:	:	:	:	1	1	1
Royalties and licence fees	:	:	:	:	:	:	0	0	0
Other business services	:	:	:	:	:	:	0	2	-2
Personal, cultural and recreational	:	:	:	:	:	:	0	0	0
Government services, n i e	:	:	:	:	:	:	0	1	0
Services not allocated	:	:	:	:	:	:	0	0	0
INCOME	:	:	:	:	:	:	2	1	1
Compensation of employees	:	:	:	:	:	:	0	0	0
Investment Income	:	:	:	:	:	:	2	1	1
CURRENT TRANSFERS	:	:	:	:	:	:	0	0	0
CURRENT ACCOUNT	:	:	:	:	:	:	142	78	65
CURRENT + CAPITAL ACCOUNT	:	:	:	:	:	:	:	:	:

17.7.

Reporter: Finland

Partner: Hungary

(Mio ECU)

	1992			1993			1994		
	Credit	Debit	Net	Credit	Debit	Net	Credit	Debit	Net
GOODS	:	:	:	:	:	:	187	59	128
SERVICES	:	:	:	:	:	:	10	18	-8
Transportation	:	:	:	:	:	:	0	9	-9
Sea transport	:	:	:	:	:	:	0	7	-7
Air transport	:	:	:	:	:	:	0	2	-2
Other transportation	:	:	:	:	:	:	0	0	0
Travel	:	:	:	:	:	:	0	2	-2
Other services	:	:	:	:	:	:	9	7	2
Communications services	:	:	:	:	:	:	1	0	1
Construction services	:	:	:	:	:	:	0	0	0
Insurance services	:	:	:	:	:	:	0	0	0
Financial services	:	:	:	:	:	:	0	0	0
Computer and information services	:	:	:	:	:	:	2	1	1
Royalties and licence fees	:	:	:	:	:	:	0	0	0
Other business services	:	:	:	:	:	:	5	5	0
Personal, cultural and recreational	:	:	:	:	:	:	0	0	0
Government services, n i e	:	:	:	:	:	:	1	1	0
Services not allocated	:	:	:	:	:	:	0	0	0
INCOME	:	:	:	:	:	:	4	0	3
Compensation of employees	:	:	:	:	:	:	0	0	0
Investment Income	:	:	:	:	:	:	4	0	3
CURRENT TRANSFERS	:	:	:	:	:	:	5	6	-1
CURRENT ACCOUNT	:	:	:	:	:	:	205	84	122
CURRENT + CAPITAL ACCOUNT	:	:	:	:	:	:	:	:	:

17.8.

Reporter: Finland

Partner: Poland

(Mio ECU)

	1992			1993			1994		
	Credit	Debit	Net	Credit	Debit	Net	Credit	Debit	Net
GOODS	:	:	:	:	:	:	411	223	188
SERVICES	:	:	:	:	:	:	14	33	-20
Transportation	:	:	:	:	:	:	8	23	-15
Sea transport	:	:	:	:	:	:	6	21	-15
Air transport	:	:	:	:	:	:	1	2	0
Other transportation	:	:	:	:	:	:	1	0	1
Travel	:	:	:	:	:	:	-1	2	-3
Other services	:	:	:	:	:	:	7	8	-2
Communications services	:	:	:	:	:	:	0	0	0
Construction services	:	:	:	:	:	:	-1	0	-1
Insurance services	:	:	:	:	:	:	0	0	0
Financial services	:	:	:	:	:	:	0	0	0
Computer and information services	:	:	:	:	:	:	2	1	1
Royalties and licence fees	:	:	:	:	:	:	0	0	0
Other business services	:	:	:	:	:	:	5	6	0
Personal, cultural and recreational	:	:	:	:	:	:	0	1	0
Government services, n i e	:	:	:	:	:	:	0	1	-1
Services not allocated	:	:	:	:	:	:	0	0	0
INCOME	:	:	:	:	:	:	-5	5	-10
Compensation of employees	:	:	:	:	:	:	0	0	0
Investment Income	:	:	:	:	:	:	-5	5	-10
CURRENT TRANSFERS	:	:	:	:	:	:	0	1	-1
CURRENT ACCOUNT	:	:	:	:	:	:	420	262	158
CURRENT + CAPITAL ACCOUNT	:	:	:	:	:	:	:	:	:

17.9.
Reporter: Finland
Partner: Russia

(Mio ECU)

	1992			1993			1994		
	Credit	Debit	Net	Credit	Debit	Net	Credit	Debit	Net
GOODS	:	:	:	:	:	:	1 292	1 576	-283
SERVICES	:	:	:	:	:	:	142	222	-80
Transportation	:	:	:	:	:	:	23	139	-116
Sea transport	:	:	:	:	:	:	16	123	-107
Air transport	:	:	:	:	:	:	4	14	-10
Other transportation	:	:	:	:	:	:	3	2	1
Travel	:	:	:	:	:	:	1	12	-11
Other services	:	:	:	:	:	:	118	71	46
Communications services	:	:	:	:	:	:	4	10	-6
Construction services	:	:	:	:	:	:	31	7	25
Insurance services	:	:	:	:	:	:	0	0	0
Financial services	:	:	:	:	:	:	0	0	0
Computer and information services	:	:	:	:	:	:	32	6	26
Royalties and licence fees	:	:	:	:	:	:	0	3	-4
Other business services	:	:	:	:	:	:	46	41	5
Personal, cultural and recreational	:	:	:	:	:	:	2	4	-2
Government services, n i e	:	:	:	:	:	:	2	1	1
Services not allocated	:	:	:	:	:	:	0	0	0
INCOME	:	:	:	:	:	:	-1	28	-29
Compensation of employees	:	:	:	:	:	:	1	0	0
Investment Income	:	:	:	:	:	:	-2	28	-30
CURRENT TRANSFERS	:	:	:	:	:	:	2	8	-6
CURRENT ACCOUNT	:	:	:	:	:	:	1 435	1 834	-399
CURRENT + CAPITAL ACCOUNT	:	:	:	:	:	:	:	:	:

17.10.
Reporter: Finland
Partner: Turkey

(Mio ECU)

	1992			1993			1994		
	Credit	Debit	Net	Credit	Debit	Net	Credit	Debit	Net
GOODS	:	:	:	:	:	:	106	32	73
SERVICES	:	:	:	:	:	:	3	16	-13
Transportation	:	:	:	:	:	:	1	11	-10
Sea transport	:	:	:	:	:	:	0	5	-5
Air transport	:	:	:	:	:	:	0	5	-5
Other transportation	:	:	:	:	:	:	0	0	0
Travel	:	:	:	:	:	:	0	1	-1
Other services	:	:	:	:	:	:	2	5	-2
Communications services	:	:	:	:	:	:	0	0	0
Construction services	:	:	:	:	:	:	-1	0	-1
Insurance services	:	:	:	:	:	:	0	0	0
Financial services	:	:	:	:	:	:	0	0	0
Computer and information services	:	:	:	:	:	:	0	0	0
Royalties and licence fees	:	:	:	:	:	:	0	0	0
Other business services	:	:	:	:	:	:	2	4	-2
Personal, cultural and recreational	:	:	:	:	:	:	0	0	0
Government services, n i e	:	:	:	:	:	:	1	1	0
Services not allocated	:	:	:	:	:	:	0	0	0
INCOME	:	:	:	:	:	:	-1	0	-1
Compensation of employees	:	:	:	:	:	:	0	0	0
Investment Income	:	:	:	:	:	:	-1	0	-1
CURRENT TRANSFERS	:	:	:	:	:	:	0	1	-1
CURRENT ACCOUNT	:	:	:	:	:	:	108	49	59
CURRENT + CAPITAL ACCOUNT	:	:	:	:	:	:	:	:	:

17.11.

Reporter: Finland

Partner: Africa

(Mio ECU)

	1992			1993			1994		
	Credit	Debit	Net	Credit	Debit	Net	Credit	Debit	Net
GOODS	:	:	:	:	:	:	424	114	309
SERVICES	:	:	:	:	:	:	11	39	-28
Transportation	:	:	:	:	:	:	2	13	-11
Sea transport	:	:	:	:	:	:	1	10	-9
Air transport	:	:	:	:	:	:	0	3	-2
Other transportation	:	:	:	:	:	:	0	0	0
Travel	:	:	:	:	:	:	0	3	-3
Other services	:	:	:	:	:	:	9	23	-14
Communications services	:	:	:	:	:	:	0	1	-1
Construction services	:	:	:	:	:	:	0	1	-1
Insurance services	:	:	:	:	:	:	0	0	0
Financial services	:	:	:	:	:	:	0	0	0
Computer and information services	:	:	:	:	:	:	-2	4	-6
Royalties and licence fees	:	:	:	:	:	:	0	0	0
Other business services	:	:	:	:	:	:	10	8	2
Personal, cultural and recreational	:	:	:	:	:	:	0	1	-1
Government services, n i e	:	:	:	:	:	:	1	8	-7
Services not allocated	:	:	:	:	:	:	0	0	0
INCOME	:	:	:	:	:	:	5	1	4
Compensation of employees	:	:	:	:	:	:	0	0	0
Investment Income	:	:	:	:	:	:	5	1	4
CURRENT TRANSFERS	:	:	:	:	:	:	1	34	-33
CURRENT ACCOUNT	:	:	:	:	:	:	441	188	253
CURRENT + CAPITAL ACCOUNT	:	:	:	:	:	:	:	:	:

17.12.

Reporter: Finland

Partner: North African Countries

(Mio ECU)

	1992			1993			1994		
	Credit	Debit	Net	Credit	Debit	Net	Credit	Debit	Net
GOODS	:	:	:	:	:	:	180	42	138
SERVICES	:	:	:	:	:	:	6	12	-6
Transportation	:	:	:	:	:	:	1	6	-4
Sea transport	:	:	:	:	:	:	1	4	-3
Air transport	:	:	:	:	:	:	0	2	-2
Other transportation	:	:	:	:	:	:	0	0	0
Travel	:	:	:	:	:	:	0	1	-1
Other services	:	:	:	:	:	:	5	5	0
Communications services	:	:	:	:	:	:	0	0	0
Construction services	:	:	:	:	:	:	0	0	0
Insurance services	:	:	:	:	:	:	0	0	0
Financial services	:	:	:	:	:	:	0	0	0
Computer and information services	:	:	:	:	:	:	0	0	-1
Royalties and licence fees	:	:	:	:	:	:	0	0	0
Other business services	:	:	:	:	:	:	5	3	2
Personal, cultural and recreational	:	:	:	:	:	:	0	0	0
Government services, n i e	:	:	:	:	:	:	0	1	-1
Services not allocated	:	:	:	:	:	:	0	0	0
INCOME	:	:	:	:	:	:	1	1	0
Compensation of employees	:	:	:	:	:	:	0	0	0
Investment Income	:	:	:	:	:	:	1	1	0
CURRENT TRANSFERS	:	:	:	:	:	:	0	1	-1
CURRENT ACCOUNT	:	:	:	:	:	:	188	56	132
CURRENT + CAPITAL ACCOUNT	:	:	:	:	:	:	:	:	:

17.13.
Reporter: Finland
Partner: Morocco

(Mio ECU)

	1992			1993			1994		
	Credit	Debit	Net	Credit	Debit	Net	Credit	Debit	Net
GOODS	:	:	:	:	:	:	26	24	2
SERVICES	:	:	:	:	:	:	1	3	-2
Transportation	:	:	:	:	:	:	1	1	0
Sea transport	:	:	:	:	:	:	1	1	0
Air transport	:	:	:	:	:	:	0	0	0
Other transportation	:	:	:	:	:	:	0	0	0
Travel	:	:	:	:	:	:	0	1	-1
Other services	:	:	:	:	:	:	0	1	-1
Communications services	:	:	:	:	:	:	0	0	0
Construction services	:	:	:	:	:	:	0	0	0
Insurance services	:	:	:	:	:	:	0	0	0
Financial services	:	:	:	:	:	:	0	0	0
Computer and information services	:	:	:	:	:	:	0	0	0
Royalties and licence fees	:	:	:	:	:	:	0	0	0
Other business services	:	:	:	:	:	:	0	1	0
Personal, cultural and recreational	:	:	:	:	:	:	0	0	0
Government services, n i e	:	:	:	:	:	:	0	0	0
Services not allocated	:	:	:	:	:	:	0	0	0
INCOME	:	:	:	:	:	:	0	0	0
Compensation of employees	:	:	:	:	:	:	0	0	0
Investment Income	:	:	:	:	:	:	0	0	0
CURRENT TRANSFERS	:	:	:	:	:	:	0	0	0
CURRENT ACCOUNT	:	:	:	:	:	:	27	27	0
CURRENT + CAPITAL ACCOUNT	:	:	:	:	:	:	:	:	:

17.14.
Reporter: Finland
Partner: Other African Countries

(Mio ECU)

	1992			1993			1994		
	Credit	Debit	Net	Credit	Debit	Net	Credit	Debit	Net
GOODS	:	:	:	:	:	:	243	72	171
SERVICES	:	:	:	:	:	:	4	26	-22
Transportation	:	:	:	:	:	:	0	7	-7
Sea transport	:	:	:	:	:	:	0	7	-6
Air transport	:	:	:	:	:	:	0	1	-1
Other transportation	:	:	:	:	:	:	0	0	0
Travel	:	:	:	:	:	:	0	1	-1
Other services	:	:	:	:	:	:	4	18	-14
Communications services	:	:	:	:	:	:	0	1	-1
Construction services	:	:	:	:	:	:	0	1	-1
Insurance services	:	:	:	:	:	:	0	0	0
Financial services	:	:	:	:	:	:	0	0	0
Computer and information services	:	:	:	:	:	:	-2	3	-5
Royalties and licence fees	:	:	:	:	:	:	0	0	0
Other business services	:	:	:	:	:	:	4	5	0
Personal, cultural and recreational	:	:	:	:	:	:	0	0	0
Government services, n i e	:	:	:	:	:	:	1	8	-6
Services not allocated	:	:	:	:	:	:	0	0	0
INCOME	:	:	:	:	:	:	5	0	4
Compensation of employees	:	:	:	:	:	:	0	0	0
Investment Income	:	:	:	:	:	:	4	0	4
CURRENT TRANSFERS	:	:	:	:	:	:	1	32	-32
CURRENT ACCOUNT	:	:	:	:	:	:	253	131	121
CURRENT + CAPITAL ACCOUNT	:	:	:	:	:	:	:	:	:

17.15.

Reporter: Finland

Partner: America

(Mio ECU)

	1992			1993			1994		
	Credit	Debit	Net	Credit	Debit	Net	Credit	Debit	Net
GOODS	:	:	:	:	:	:	2 343	1 932	411
SERVICES	:	:	:	:	:	:	814	1 058	-245
Transportation	:	:	:	:	:	:	296	322	-26
Sea transport	:	:	:	:	:	:	173	226	-53
Air transport	:	:	:	:	:	:	105	91	14
Other transportation	:	:	:	:	:	:	18	5	13
Travel	:	:	:	:	:	:	227	241	-14
Other services	:	:	:	:	:	:	291	496	-205
Communications services	:	:	:	:	:	:	8	11	-3
Construction services	:	:	:	:	:	:	35	2	33
Insurance services	:	:	:	:	:	:	-26	-2	-24
Financial services	:	:	:	:	:	:	61	83	-21
Computer and information services	:	:	:	:	:	:	73	59	14
Royalties and licence fees	:	:	:	:	:	:	21	115	-94
Other business services	:	:	:	:	:	:	76	177	-101
Personal, cultural and recreational	:	:	:	:	:	:	12	19	-7
Government services, n i e	:	:	:	:	:	:	30	31	-2
Services not allocated	:	:	:	:	:	:	0	0	0
INCOME	:	:	:	:	:	:	192	606	-415
Compensation of employees	:	:	:	:	:	:	4	2	3
Investment Income	:	:	:	:	:	:	187	604	-417
CURRENT TRANSFERS	:	:	:	:	:	:	37	117	-80
CURRENT ACCOUNT	:	:	:	:	:	:	3 385	3 714	-330
CURRENT + CAPITAL ACCOUNT	:	:	:	:	:	:	:	:	:

17.16.

Reporter: Finland

Partner: Canada

(Mio ECU)

	1992			1993			1994		
	Credit	Debit	Net	Credit	Debit	Net	Credit	Debit	Net
GOODS	:	:	:	:	:	:	166	121	45
SERVICES	:	:	:	:	:	:	27	86	-59
Transportation	:	:	:	:	:	:	11	44	-33
Sea transport	:	:	:	:	:	:	8	27	-19
Air transport	:	:	:	:	:	:	1	17	-16
Other transportation	:	:	:	:	:	:	2	0	2
Travel	:	:	:	:	:	:	10	24	-13
Other services	:	:	:	:	:	:	6	18	-12
Communications services	:	:	:	:	:	:	0	0	0
Construction services	:	:	:	:	:	:	1	0	1
Insurance services	:	:	:	:	:	:	-8	0	-8
Financial services	:	:	:	:	:	:	0	1	-1
Computer and information services	:	:	:	:	:	:	1	2	-1
Royalties and licence fees	:	:	:	:	:	:	0	1	-1
Other business services	:	:	:	:	:	:	4	11	-7
Personal, cultural and recreational	:	:	:	:	:	:	0	2	-1
Government services, n i e	:	:	:	:	:	:	6	1	5
Services not allocated	:	:	:	:	:	:	0	0	0
INCOME	:	:	:	:	:	:	15	0	15
Compensation of employees	:	:	:	:	:	:	0	0	0
Investment Income	:	:	:	:	:	:	15	0	15
CURRENT TRANSFERS	:	:	:	:	:	:	4	9	-5
CURRENT ACCOUNT	:	:	:	:	:	:	212	216	-4
CURRENT + CAPITAL ACCOUNT	:	:	:	:	:	:	:	:	:

17.17.
Reporter: Finland
Partner: USA

(Mio ECU)

	1992			1993			1994		
	Credit	Debit	Net	Credit	Debit	Net	Credit	Debit	Net
GOODS	:	:	:	:	:	:	1 785	1 367	418
SERVICES	:	:	:	:	:	:	779	922	-143
Transportation	:	:	:	:	:	:	282	239	43
Sea transport	:	:	:	:	:	:	163	163	0
Air transport	:	:	:	:	:	:	104	71	32
Other transportation	:	:	:	:	:	:	16	5	11
Travel	:	:	:	:	:	:	216	223	-6
Other services	:	:	:	:	:	:	280	461	-180
Communications services	:	:	:	:	:	:	8	10	-3
Construction services	:	:	:	:	:	:	34	2	32
Insurance services	:	:	:	:	:	:	-16	-3	-13
Financial services	:	:	:	:	:	:	60	81	-20
Computer and information services	:	:	:	:	:	:	72	55	18
Royalties and licence fees	:	:	:	:	:	:	21	114	-93
Other business services	:	:	:	:	:	:	67	159	-92
Personal, cultural and recreational	:	:	:	:	:	:	11	17	-5
Government services, n i e	:	:	:	:	:	:	23	28	-5
Services not allocated	:	:	:	:	:	:	0	0	0
INCOME	:	:	:	:	:	:	183	595	-412
Compensation of employees	:	:	:	:	:	:	4	1	2
Investment Income	:	:	:	:	:	:	179	593	-414
CURRENT TRANSFERS	:	:	:	:	:	:	30	104	-75
CURRENT ACCOUNT	:	:	:	:	:	:	2 777	2 989	-212
CURRENT + CAPITAL ACCOUNT	:	:	:	:	:	:	:	:	:

17.18.
Reporter: Finland
Partner: Central American Countries

(Mio ECU)

	1992			1993			1994		
	Credit	Debit	Net	Credit	Debit	Net	Credit	Debit	Net
GOODS	:	:	:	:	:	:	104	146	-42
SERVICES	:	:	:	:	:	:	5	17	-13
Transportation	:	:	:	:	:	:	2	14	-11
Sea transport	:	:	:	:	:	:	2	13	-11
Air transport	:	:	:	:	:	:	0	1	-1
Other transportation	:	:	:	:	:	:	0	0	0
Travel	:	:	:	:	:	:	0	-5	5
Other services	:	:	:	:	:	:	2	9	-7
Communications services	:	:	:	:	:	:	0	0	0
Construction services	:	:	:	:	:	:	0	0	0
Insurance services	:	:	:	:	:	:	-2	2	-3
Financial services	:	:	:	:	:	:	1	1	-1
Computer and information services	:	:	:	:	:	:	0	1	-2
Royalties and licence fees	:	:	:	:	:	:	0	0	0
Other business services	:	:	:	:	:	:	4	3	0
Personal, cultural and recreational	:	:	:	:	:	:	0	0	0
Government services, n i e	:	:	:	:	:	:	0	1	-1
Services not allocated	:	:	:	:	:	:	0	0	0
INCOME	:	:	:	:	:	:	-35	12	-46
Compensation of employees	:	:	:	:	:	:	0	0	0
Investment Income	:	:	:	:	:	:	-35	12	-47
CURRENT TRANSFERS	:	:	:	:	:	:	3	2	0
CURRENT ACCOUNT	:	:	:	:	:	:	77	177	-100
CURRENT + CAPITAL ACCOUNT	:	:	:	:	:	:	:	:	:

17.19.

Reporter: Finland

Partner: South American Countries

(Mio ECU)

	1992			1993			1994		
	Credit	Debit	Net	Credit	Debit	Net	Credit	Debit	Net
GOODS	:	:	:	:	:	:	288	298	-10
SERVICES	:	:	:	:	:	:	3	33	-31
Transportation	:	:	:	:	:	:	0	25	-25
Sea transport	:	:	:	:	:	:	0	24	-24
Air transport	:	:	:	:	:	:	0	2	-1
Other transportation	:	:	:	:	:	:	0	0	0
Travel	:	:	:	:	:	:	0	0	0
Other services	:	:	:	:	:	:	2	8	-6
Communications services	:	:	:	:	:	:	0	1	-1
Construction services	:	:	:	:	:	:	0	0	0
Insurance services	:	:	:	:	:	:	0	0	0
Financial services	:	:	:	:	:	:	0	0	0
Computer and information services	:	:	:	:	:	:	0	0	0
Royalties and licence fees	:	:	:	:	:	:	0	0	0
Other business services	:	:	:	:	:	:	2	5	-3
Personal, cultural and recreational	:	:	:	:	:	:	0	1	-1
Government services, n i e	:	:	:	:	:	:	0	1	-1
Services not allocated	:	:	:	:	:	:	0	0	0
INCOME	:	:	:	:	:	:	29	0	29
Compensation of employees	:	:	:	:	:	:	0	0	0
Investment Income	:	:	:	:	:	:	29	0	29
CURRENT TRANSFERS	:	:	:	:	:	:	0	1	-1
CURRENT ACCOUNT	:	:	:	:	:	:	319	332	-13
CURRENT + CAPITAL ACCOUNT	:	:	:	:	:	:	:	:	:

17.20.

Reporter: Finland

Partner: Argentina

(Mio ECU)

	1992			1993			1994		
	Credit	Debit	Net	Credit	Debit	Net	Credit	Debit	Net
GOODS	:	:	:	:	:	:	68	16	52
SERVICES	:	:	:	:	:	:	0	3	-3
Transportation	:	:	:	:	:	:	0	2	-2
Sea transport	:	:	:	:	:	:	0	2	-2
Air transport	:	:	:	:	:	:	0	0	0
Other transportation	:	:	:	:	:	:	0	0	0
Travel	:	:	:	:	:	:	0	0	0
Other services	:	:	:	:	:	:	0	1	0
Communications services	:	:	:	:	:	:	0	0	0
Construction services	:	:	:	:	:	:	0	0	0
Insurance services	:	:	:	:	:	:	0	0	0
Financial services	:	:	:	:	:	:	0	0	0
Computer and information services	:	:	:	:	:	:	0	0	0
Royalties and licence fees	:	:	:	:	:	:	0	0	0
Other business services	:	:	:	:	:	:	0	0	0
Personal, cultural and recreational	:	:	:	:	:	:	0	0	0
Government services, n i e	:	:	:	:	:	:	0	0	0
Services not allocated	:	:	:	:	:	:	0	0	0
INCOME	:	:	:	:	:	:	2	0	2
Compensation of employees	:	:	:	:	:	:	0	0	0
Investment Income	:	:	:	:	:	:	2	0	2
CURRENT TRANSFERS	:	:	:	:	:	:	0	0	0
CURRENT ACCOUNT	:	:	:	:	:	:	71	19	52
CURRENT + CAPITAL ACCOUNT	:	:	:	:	:	:	:	:	:

17.21.
Reporter: Finland
Partner: Brazil

(Mio ECU)

	1992			1993			1994		
	Credit	Debit	Net	Credit	Debit	Net	Credit	Debit	Net
GOODS	:	:	:	:	:	:	91	136	-45
SERVICES	:	:	:	:	:	:	1	11	-10
Transportation	:	:	:	:	:	:	0	8	-8
Sea transport	:	:	:	:	:	:	0	8	-8
Air transport	:	:	:	:	:	:	0	0	0
Other transportation	:	:	:	:	:	:	0	0	0
Travel	:	:	:	:	:	:	0	0	0
Other services	:	:	:	:	:	:	1	3	-2
Communications services	:	:	:	:	:	:	0	0	0
Construction services	:	:	:	:	:	:	0	0	0
Insurance services	:	:	:	:	:	:	0	0	0
Financial services	:	:	:	:	:	:	0	0	0
Computer and information services	:	:	:	:	:	:	0	0	0
Royalties and licence fees	:	:	:	:	:	:	0	0	0
Other business services	:	:	:	:	:	:	0	2	-1
Personal, cultural and recreational	:	:	:	:	:	:	0	0	0
Government services, n i e	:	:	:	:	:	:	0	0	0
Services not allocated	:	:	:	:	:	:	0	0	0
INCOME	:	:	:	:	:	:	24	0	24
Compensation of employees	:	:	:	:	:	:	0	0	0
Investment Income	:	:	:	:	:	:	24	0	24
CURRENT TRANSFERS	:	:	:	:	:	:	0	0	0
CURRENT ACCOUNT	:	:	:	:	:	:	116	147	-31
CURRENT + CAPITAL ACCOUNT	:	:	:	:	:	:	:	:	:

17.22.
Reporter: Finland
Partner: Asia

(Mio ECU)

	1992			1993			1994		
	Credit	Debit	Net	Credit	Debit	Net	Credit	Debit	Net
GOODS	:	:	:	:	:	:	2 924	2 488	436
SERVICES	:	:	:	:	:	:	102	284	-182
Transportation	:	:	:	:	:	:	24	108	-85
Sea transport	:	:	:	:	:	:	16	98	-81
Air transport	:	:	:	:	:	:	3	10	-6
Other transportation	:	:	:	:	:	:	4	1	3
Travel	:	:	:	:	:	:	10	16	-6
Other services	:	:	:	:	:	:	68	159	-91
Communications services	:	:	:	:	:	:	2	3	0
Construction services	:	:	:	:	:	:	-5	2	-6
Insurance services	:	:	:	:	:	:	-5	0	-5
Financial services	:	:	:	:	:	:	4	4	0
Computer and information services	:	:	:	:	:	:	37	14	23
Royalties and licence fees	:	:	:	:	:	:	2	5	-3
Other business services	:	:	:	:	:	:	25	113	-89
Personal, cultural and recreational	:	:	:	:	:	:	1	5	-4
Government services, n i e	:	:	:	:	:	:	7	15	-8
Services not allocated	:	:	:	:	:	:	0	0	0
INCOME	:	:	:	:	:	:	91	235	-144
Compensation of employees	:	:	:	:	:	:	1	0	1
Investment Income	:	:	:	:	:	:	90	235	-145
CURRENT TRANSFERS	:	:	:	:	:	:	10	21	-11
CURRENT ACCOUNT	:	:	:	:	:	:	3 126	3 027	99
CURRENT + CAPITAL ACCOUNT	:	:	:	:	:	:	:	:	:

17.23.

Reporter: Finland

Partner: Near and Middle East Countries

(Mio ECU)

	1992			1993			1994		
	Credit	Debit	Net	Credit	Debit	Net	Credit	Debit	Net
GOODS	:	:	:	:	:	:	388	59	329
SERVICES	:	:	:	:	:	:	12	24	-12
Transportation	:	:	:	:	:	:	2	3	-1
Sea transport	:	:	:	:	:	:	1	2	-1
Air transport	:	:	:	:	:	:	0	0	0
Other transportation	:	:	:	:	:	:	0	0	0
Travel	:	:	:	:	:	:	0	5	-4
Other services	:	:	:	:	:	:	10	17	-7
Communications services	:	:	:	:	:	:	0	1	-1
Construction services	:	:	:	:	:	:	-4	0	-4
Insurance services	:	:	:	:	:	:	0	-1	0
Financial services	:	:	:	:	:	:	2	3	-1
Computer and information services	:	:	:	:	:	:	7	1	5
Royalties and licence fees	:	:	:	:	:	:	0	0	0
Other business services	:	:	:	:	:	:	4	9	-6
Personal, cultural and recreational	:	:	:	:	:	:	0	0	0
Government services, n i e	:	:	:	:	:	:	2	2	0
Services not allocated	:	:	:	:	:	:	0	0	0
INCOME	:	:	:	:	:	:	0	9	-9
Compensation of employees	:	:	:	:	:	:	0	0	0
Investment Income	:	:	:	:	:	:	-1	9	-9
CURRENT TRANSFERS	:	:	:	:	:	:	1	4	-3
CURRENT ACCOUNT	:	:	:	:	:	:	402	96	306
CURRENT + CAPITAL ACCOUNT	:	:	:	:	:	:	:	:	:

17.24.

Reporter: Finland

Partner: Other Near and Middle East Countries

(Mio ECU)

	1992			1993			1994		
	Credit	Debit	Net	Credit	Debit	Net	Credit	Debit	Net
GOODS	:	:	:	:	:	:	52	0	52
SERVICES	:	:	:	:	:	:	3	2	1
Transportation	:	:	:	:	:	:	0	0	0
Sea transport	:	:	:	:	:	:	0	0	0
Air transport	:	:	:	:	:	:	0	0	0
Other transportation	:	:	:	:	:	:	0	0	0
Travel	:	:	:	:	:	:	0	0	0
Other services	:	:	:	:	:	:	3	2	1
Communications services	:	:	:	:	:	:	0	0	0
Construction services	:	:	:	:	:	:	0	0	0
Insurance services	:	:	:	:	:	:	0	0	0
Financial services	:	:	:	:	:	:	0	0	0
Computer and information services	:	:	:	:	:	:	1	0	1
Royalties and licence fees	:	:	:	:	:	:	0	0	0
Other business services	:	:	:	:	:	:	0	2	-1
Personal, cultural and recreational	:	:	:	:	:	:	0	0	0
Government services, n i e	:	:	:	:	:	:	1	0	1
Services not allocated	:	:	:	:	:	:	0	0	0
INCOME	:	:	:	:	:	:	0	0	0
Compensation of employees	:	:	:	:	:	:	0	0	0
Investment Income	:	:	:	:	:	:	0	0	0
CURRENT TRANSFERS	:	:	:	:	:	:	0	0	0
CURRENT ACCOUNT	:	:	:	:	:	:	55	2	53
CURRENT + CAPITAL ACCOUNT	:	:	:	:	:	:	:	:	:

17.25.
Reporter: Finland
Partner: Other Asian Countries

(Mio ECU)

	1992			1993			1994		
	Credit	Debit	Net	Credit	Debit	Net	Credit	Debit	Net
GOODS	:	:	:	:	:	:	2 536	2 428	107
SERVICES	:	:	:	:	:	:	89	260	-171
Transportation	:	:	:	:	:	:	21	105	-84
Sea transport	:	:	:	:	:	:	15	95	-80
Air transport	:	:	:	:	:	:	3	9	-6
Other transportation	:	:	:	:	:	:	3	1	3
Travel	:	:	:	:	:	:	10	12	-2
Other services	:	:	:	:	:	:	58	142	-85
Communications services	:	:	:	:	:	:	2	2	0
Construction services	:	:	:	:	:	:	-1	2	-2
Insurance services	:	:	:	:	:	:	-5	0	-5
Financial services	:	:	:	:	:	:	3	1	2
Computer and information services	:	:	:	:	:	:	30	13	17
Royalties and licence fees	:	:	:	:	:	:	2	5	-3
Other business services	:	:	:	:	:	:	21	104	-83
Personal, cultural and recreational	:	:	:	:	:	:	1	5	-3
Government services, n i e	:	:	:	:	:	:	5	13	-8
Services not allocated	:	:	:	:	:	:	0	0	0
INCOME	:	:	:	:	:	:	91	226	-135
Compensation of employees	:	:	:	:	:	:	1	0	0
Investment Income	:	:	:	:	:	:	91	226	-135
CURRENT TRANSFERS	:	:	:	:	:	:	9	17	-8
CURRENT ACCOUNT	:	:	:	:	:	:	2 725	2 931	-206
CURRENT + CAPITAL ACCOUNT	:	:	:	:	:	:	:	:	:

17.26.
Reporter: Finland
Partner: China

(Mio ECU)

	1992			1993			1994		
	Credit	Debit	Net	Credit	Debit	Net	Credit	Debit	Net
GOODS	:	:	:	:	:	:	363	278	85
SERVICES	:	:	:	:	:	:	4	26	-23
Transportation	:	:	:	:	:	:	1	14	-13
Sea transport	:	:	:	:	:	:	1	13	-12
Air transport	:	:	:	:	:	:	0	1	-1
Other transportation	:	:	:	:	:	:	0	0	0
Travel	:	:	:	:	:	:	0	2	-2
Other services	:	:	:	:	:	:	3	10	-8
Communications services	:	:	:	:	:	:	0	0	0
Construction services	:	:	:	:	:	:	-2	0	-2
Insurance services	:	:	:	:	:	:	0	0	0
Financial services	:	:	:	:	:	:	0	0	0
Computer and information services	:	:	:	:	:	:	-2	2	-4
Royalties and licence fees	:	:	:	:	:	:	0	0	0
Other business services	:	:	:	:	:	:	2	7	-4
Personal, cultural and recreational	:	:	:	:	:	:	0	0	0
Government services, n i e	:	:	:	:	:	:	4	1	2
Services not allocated	:	:	:	:	:	:	0	0	0
INCOME	:	:	:	:	:	:	3	0	3
Compensation of employees	:	:	:	:	:	:	0	0	0
Investment Income	:	:	:	:	:	:	3	0	3
CURRENT TRANSFERS	:	:	:	:	:	:	0	0	0
CURRENT ACCOUNT	:	:	:	:	:	:	370	304	66
CURRENT + CAPITAL ACCOUNT	:	:	:	:	:	:	:	:	:

17.27.

Reporter: Finland

Partner: India

(Mio ECU)

	1992			1993			1994		
	Credit	Debit	Net	Credit	Debit	Net	Credit	Debit	Net
GOODS	:	:	:	:	:	:	115	38	77
SERVICES	:	:	:	:	:	:	1	7	-6
Transportation	:	:	:	:	:	:	0	3	-2
Sea transport	:	:	:	:	:	:	0	2	-2
Air transport	:	:	:	:	:	:	0	0	0
Other transportation	:	:	:	:	:	:	0	0	0
Travel	:	:	:	:	:	:	0	1	-1
Other services	:	:	:	:	:	:	0	3	-3
Communications services	:	:	:	:	:	:	0	0	0
Construction services	:	:	:	:	:	:	0	0	0
Insurance services	:	:	:	:	:	:	0	0	0
Financial services	:	:	:	:	:	:	0	0	0
Computer and information services	:	:	:	:	:	:	0	0	-1
Royalties and licence fees	:	:	:	:	:	:	0	0	0
Other business services	:	:	:	:	:	:	0	3	-2
Personal, cultural and recreational	:	:	:	:	:	:	0	0	0
Government services, n i e	:	:	:	:	:	:	0	0	0
Services not allocated	:	:	:	:	:	:	0	0	0
INCOME	:	:	:	:	:	:	1	0	1
Compensation of employees	:	:	:	:	:	:	0	0	0
Investment Income	:	:	:	:	:	:	1	0	1
CURRENT TRANSFERS	:	:	:	:	:	:	0	1	-1
CURRENT ACCOUNT	:	:	:	:	:	:	117	46	71
CURRENT + CAPITAL ACCOUNT	:	:	:	:	:	:	:	:	:

17.28.

Reporter: Finland

Partner: Japan

(Mio ECU)

	1992			1993			1994		
	Credit	Debit	Net	Credit	Debit	Net	Credit	Debit	Net
GOODS	:	:	:	:	:	:	514	1 207	-694
SERVICES	:	:	:	:	:	:	28	83	-55
Transportation	:	:	:	:	:	:	6	49	-43
Sea transport	:	:	:	:	:	:	4	45	-41
Air transport	:	:	:	:	:	:	1	3	-2
Other transportation	:	:	:	:	:	:	1	0	0
Travel	:	:	:	:	:	:	9	4	5
Other services	:	:	:	:	:	:	13	31	-18
Communications services	:	:	:	:	:	:	0	0	0
Construction services	:	:	:	:	:	:	2	0	1
Insurance services	:	:	:	:	:	:	-1	0	-2
Financial services	:	:	:	:	:	:	1	0	1
Computer and information services	:	:	:	:	:	:	3	1	2
Royalties and licence fees	:	:	:	:	:	:	1	4	-2
Other business services	:	:	:	:	:	:	6	18	-12
Personal, cultural and recreational	:	:	:	:	:	:	0	1	-1
Government services, n i e	:	:	:	:	:	:	1	5	-5
Services not allocated	:	:	:	:	:	:	0	0	0
INCOME	:	:	:	:	:	:	32	207	-174
Compensation of employees	:	:	:	:	:	:	0	0	0
Investment Income	:	:	:	:	:	:	32	207	-175
CURRENT TRANSFERS	:	:	:	:	:	:	6	2	4
CURRENT ACCOUNT	:	:	:	:	:	:	580	1 499	-919
CURRENT + CAPITAL ACCOUNT	:	:	:	:	:	:	:	:	:

17.29.
Reporter: Finland
Partner: Australia, Oceania and Other Territories

(Mio ECU)

	1992			1993			1994		
	Credit	Debit	Net	Credit	Debit	Net	Credit	Debit	Net
GOODS	:	:	:	:	:	:	348	120	228
SERVICES	:	:	:	:	:	:	11	33	-23
Transportation	:	:	:	:	:	:	2	18	-16
Sea transport	:	:	:	:	:	:	1	16	-15
Air transport	:	:	:	:	:	:	1	2	-1
Other transportation	:	:	:	:	:	:	0	0	0
Travel	:	:	:	:	:	:	1	3	-2
Other services	:	:	:	:	:	:	8	12	-4
Communications services	:	:	:	:	:	:	0	0	0
Construction services	:	:	:	:	:	:	0	0	0
Insurance services	:	:	:	:	:	:	0	0	0
Financial services	:	:	:	:	:	:	0	0	0
Computer and information services	:	:	:	:	:	:	2	3	0
Royalties and licence fees	:	:	:	:	:	:	0	0	0
Other business services	:	:	:	:	:	:	5	7	-2
Personal, cultural and recreational	:	:	:	:	:	:	0	1	0
Government services, n i e	:	:	:	:	:	:	0	1	-1
Services not allocated	:	:	:	:	:	:	0	0	0
INCOME	:	:	:	:	:	:	5	4	1
Compensation of employees	:	:	:	:	:	:	0	0	0
Investment Income	:	:	:	:	:	:	5	4	1
CURRENT TRANSFERS	:	:	:	:	:	:	2	3	-1
CURRENT ACCOUNT	:	:	:	:	:	:	366	160	205
CURRENT + CAPITAL ACCOUNT	:	:	:	:	:	:	:	:	:

17.30.
Reporter: Finland
Partner: Australia

(Mio ECU)

	1992			1993			1994		
	Credit	Debit	Net	Credit	Debit	Net	Credit	Debit	Net
GOODS	:	:	:	:	:	:	315	96	219
SERVICES	:	:	:	:	:	:	10	30	-19
Transportation	:	:	:	:	:	:	2	15	-13
Sea transport	:	:	:	:	:	:	1	13	-12
Air transport	:	:	:	:	:	:	1	2	-1
Other transportation	:	:	:	:	:	:	0	0	0
Travel	:	:	:	:	:	:	1	3	-2
Other services	:	:	:	:	:	:	7	11	-4
Communications services	:	:	:	:	:	:	0	0	0
Construction services	:	:	:	:	:	:	0	0	0
Insurance services	:	:	:	:	:	:	0	0	0
Financial services	:	:	:	:	:	:	0	0	0
Computer and information services	:	:	:	:	:	:	2	3	-1
Royalties and licence fees	:	:	:	:	:	:	0	0	0
Other business services	:	:	:	:	:	:	4	7	-2
Personal, cultural and recreational	:	:	:	:	:	:	0	1	0
Government services, n i e	:	:	:	:	:	:	0	1	-1
Services not allocated	:	:	:	:	:	:	0	0	0
INCOME	:	:	:	:	:	:	5	4	1
Compensation of employees	:	:	:	:	:	:	0	0	0
Investment Income	:	:	:	:	:	:	5	4	1
CURRENT TRANSFERS	:	:	:	:	:	:	2	3	-1
CURRENT ACCOUNT	:	:	:	:	:	:	332	132	200
CURRENT + CAPITAL ACCOUNT	:	:	:	:	:	:	:	:	:

17.31.

Reporter: Finland

Partner: New Zealand

(Mio ECU)

	1992			1993			1994		
	Credit	Debit	Net	Credit	Debit	Net	Credit	Debit	Net
GOODS	:	:	:	:	:	:	33	8	25
SERVICES	:	:	:	:	:	:	0	2	-1
Transportation	:	:	:	:	:	:	0	1	-1
Sea transport	:	:	:	:	:	:	0	1	-1
Air transport	:	:	:	:	:	:	0	0	0
Other transportation	:	:	:	:	:	:	0	0	0
Travel	:	:	:	:	:	:	0	0	0
Other services	:	:	:	:	:	:	0	0	0
Communications services	:	:	:	:	:	:	0	0	0
Construction services	:	:	:	:	:	:	0	0	0
Insurance services	:	:	:	:	:	:	0	0	0
Financial services	:	:	:	:	:	:	0	0	0
Computer and information services	:	:	:	:	:	:	0	0	0
Royalties and licence fees	:	:	:	:	:	:	0	0	0
Other business services	:	:	:	:	:	:	0	0	0
Personal, cultural and recreational	:	:	:	:	:	:	0	0	0
Government services, n i e	:	:	:	:	:	:	0	0	0
Services not allocated	:	:	:	:	:	:	0	0	0
INCOME	:	:	:	:	:	:	0	0	0
Compensation of employees	:	:	:	:	:	:	0	0	0
Investment Income	:	:	:	:	:	:	0	0	0
CURRENT TRANSFERS	:	:	:	:	:	:	0	0	0
CURRENT ACCOUNT	:	:	:	:	:	:	33	10	24
CURRENT + CAPITAL ACCOUNT	:	:	:	:	:	:	:	:	:

17.32.

Reporter: Finland

Partner: OECD Countries

(Mio ECU)

	1992			1993			1994		
	Credit	Debit	Net	Credit	Debit	Net	Credit	Debit	Net
GOODS	:	:	:	:	:	:	18 606	14 461	4 145
SERVICES	:	:	:	:	:	:	3 939	4 882	-944
Transportation	:	:	:	:	:	:	1 365	1 149	217
Sea transport	:	:	:	:	:	:	949	829	121
Air transport	:	:	:	:	:	:	340	273	67
Other transportation	:	:	:	:	:	:	76	47	29
Travel	:	:	:	:	:	:	1 032	1 203	-171
Other services	:	:	:	:	:	:	1 541	2 530	-989
Communications services	:	:	:	:	:	:	46	74	-28
Construction services	:	:	:	:	:	:	144	34	110
Insurance services	:	:	:	:	:	:	-95	13	-108
Financial services	:	:	:	:	:	:	172	192	-20
Computer and information services	:	:	:	:	:	:	429	390	39
Royalties and licence fees	:	:	:	:	:	:	53	243	-190
Other business services	:	:	:	:	:	:	683	1 392	-709
Personal, cultural and recreational	:	:	:	:	:	:	58	88	-30
Government services, n i e	:	:	:	:	:	:	50	103	-54
Services not allocated	:	:	:	:	:	:	0	0	0
INCOME	:	:	:	:	:	:	1 524	4 844	-3 320
Compensation of employees	:	:	:	:	:	:	18	12	6
Investment Income	:	:	:	:	:	:	1 505	4 832	-3 327
CURRENT TRANSFERS	:	:	:	:	:	:	223	491	-269
CURRENT ACCOUNT	:	:	:	:	:	:	24 291	24 679	-388
CURRENT + CAPITAL ACCOUNT	:	:	:	:	:	:	:	:	:

17.33.
Reporter: Finland
Partner: Countries from Central and Eastern Europe
(Mio ECU)

	1992			1993			1994		
	Credit	Debit	Net	Credit	Debit	Net	Credit	Debit	Net
GOODS	:	:	:	:	:	:	1 607	617	989
SERVICES	:	:	:	:	:	:	179	224	-45
Transportation	:	:	:	:	:	:	35	58	-23
Sea transport	:	:	:	:	:	:	25	49	-23
Air transport	:	:	:	:	:	:	6	8	-2
Other transportation	:	:	:	:	:	:	4	1	3
Travel	:	:	:	:	:	:	84	109	-25
Other services	:	:	:	:	:	:	61	58	4
Communications services	:	:	:	:	:	:	6	6	0
Construction services	:	:	:	:	:	:	-11	5	-17
Insurance services	:	:	:	:	:	:	1	0	1
Financial services	:	:	:	:	:	:	1	0	1
Computer and information services	:	:	:	:	:	:	11	5	7
Royalties and licence fees	:	:	:	:	:	:	0	1	-1
Other business services	:	:	:	:	:	:	48	34	14
Personal, cultural and recreational	:	:	:	:	:	:	3	4	-1
Government services, n i e	:	:	:	:	:	:	2	3	-1
Services not allocated	:	:	:	:	:	:	0	0	0
INCOME	:	:	:	:	:	:	7	10	-3
Compensation of employees	:	:	:	:	:	:	1	0	0
Investment Income	:	:	:	:	:	:	6	10	-4
CURRENT TRANSFERS	:	:	:	:	:	:	9	12	-3
CURRENT ACCOUNT	:	:	:	:	:	:	1 802	863	938
CURRENT + CAPITAL ACCOUNT	:	:	:	:	:	:	:	:	:

17.34.
Reporter: Finland
Partner: North American Free Trade Association
(Mio ECU)

	1992			1993			1994		
	Credit	Debit	Net	Credit	Debit	Net	Credit	Debit	Net
GOODS	:	:	:	:	:	:	2 002	1 503	498
SERVICES	:	:	:	:	:	:	831	1 043	-212
Transportation	:	:	:	:	:	:	293	284	9
Sea transport	:	:	:	:	:	:	171	191	-20
Air transport	:	:	:	:	:	:	105	89	16
Other transportation	:	:	:	:	:	:	17	5	12
Travel	:	:	:	:	:	:	227	246	-19
Other services	:	:	:	:	:	:	311	513	-202
Communications services	:	:	:	:	:	:	8	10	-3
Construction services	:	:	:	:	:	:	36	2	33
Insurance services	:	:	:	:	:	:	-24	-4	-21
Financial services	:	:	:	:	:	:	60	81	-21
Computer and information services	:	:	:	:	:	:	73	57	16
Royalties and licence fees	:	:	:	:	:	:	21	115	-94
Other business services	:	:	:	:	:	:	96	202	-107
Personal, cultural and recreational	:	:	:	:	:	:	12	19	-7
Government services, n i e	:	:	:	:	:	:	29	30	0
Services not allocated	:	:	:	:	:	:	0	0	0
INCOME	:	:	:	:	:	:	196	595	-398
Compensation of employees	:	:	:	:	:	:	4	2	2
Investment Income	:	:	:	:	:	:	192	593	-401
CURRENT TRANSFERS	:	:	:	:	:	:	34	114	-80
CURRENT ACCOUNT	:	:	:	:	:	:	3 063	3 255	-192
CURRENT + CAPITAL ACCOUNT	:	:	:	:	:	:	:	:	:

17.35

Reporter: Finland

Partner: African, Caribbean and Pacific Countries

(Mio ECU)

	1992			1993			1994		
	Credit	Debit	Net	Credit	Debit	Net	Credit	Debit	Net
GOODS	:	:	:	:	:	:	130	81	50
SERVICES	:	:	:	:	:	:	2	17	-15
Transportation	:	:	:	:	:	:	1	6	-6
Sea transport	:	:	:	:	:	:	0	6	-5
Air transport	:	:	:	:	:	:	0	1	-1
Other transportation	:	:	:	:	:	:	0	0	0
Travel	:	:	:	:	:	:	0	1	-1
Other services	:	:	:	:	:	:	2	10	-9
Communications services	:	:	:	:	:	:	0	1	-1
Construction services	:	:	:	:	:	:	0	0	0
Insurance services	:	:	:	:	:	:	0	0	0
Financial services	:	:	:	:	:	:	0	0	0
Computer and information services	:	:	:	:	:	:	-2	2	-4
Royalties and licence fees	:	:	:	:	:	:	0	0	0
Other business services	:	:	:	:	:	:	3	3	0
Personal, cultural and recreational	:	:	:	:	:	:	0	0	0
Government services, n i e	:	:	:	:	:	:	0	3	-3
Services not allocated	:	:	:	:	:	:	0	0	0
INCOME	:	:	:	:	:	:	0	1	-1
Compensation of employees	:	:	:	:	:	:	0	0	0
Investment Income	:	:	:	:	:	:	0	1	-1
CURRENT TRANSFERS	:	:	:	:	:	:	-1	33	-33
CURRENT ACCOUNT	:	:	:	:	:	:	133	132	0
CURRENT + CAPITAL ACCOUNT	:	:	:	:	:	:	:	:	:

18.1.
 Reporter: Sweden
 Partner: World

(Mio ECU)

	1992			1993			1994		
	Credit	Debit	Net	Credit	Debit	Net	Credit	Debit	Net
GOODS	42 797	37 580	5 217	42 120	35 678	6 442	50 542	42 483	8 059
SERVICES	12 354	14 546	-2 191	10 609	11 266	-657	11 312	12 150	-838
Transportation	3 940	3 403	536	3 656	3 240	415	3 693	3 393	300
Sea transport	2 007	526	1 481	1 980	555	1 425	2 067	609	1 458
Air transport	1 415	1 933	-518	1 226	1 804	-577	1 191	1 870	-679
Other transportation	518	945	-427	449	882	-433	436	914	-478
Travel	2 362	5 388	-3 026	2 264	3 824	-1 560	2 371	4 096	-1 724
Other services	6 053	5 754	299	4 689	4 202	487	5 247	4 661	586
Communications services	108	92	16	214	167	47	259	200	59
Construction services	1 793	1 565	228	1 641	1 531	110	1 657	1 654	2
Insurance services	1 517	1 541	-24	359	299	60	323	306	17
Financial services	176	186	-9	131	141	-10	142	155	-13
Computer and information services	98	78	20	196	143	53	236	171	66
Royalties and licence fees	496	553	-57	636	503	133	969	640	329
Other business services	1 499	1 547	-48	1 174	1 254	-80	1 318	1 368	-50
Personal, cultural and recreational	120	104	16	89	79	10	97	87	10
Government services, n i e	245	88	157	250	85	165	246	80	166
Services not allocated	0	0	0	0	0	0	0	0	0
INCOME	6 695	14 772	-8 077	6 229	12 662	-6 432	5 369	11 844	-6 475
Compensation of employees	89	230	-141	79	200	-120	89	171	-82
Investment Income	6 606	14 542	-7 935	6 150	12 462	-6 312	5 280	11 673	-6 393
CURRENT TRANSFERS	341	2 261	-1 920	422	1 870	-1 448	490	1 972	-1 483
CURRENT ACCOUNT	62 187	69 159	-6 972	59 380	61 476	-2 096	67 712	68 448	-737
CURRENT + CAPITAL ACCOUNT	62 187	69 251	-7 064	59 380	61 552	-2 172	67 712	68 529	-817

19.1.
Reporter: United Kingdom
Partner: World

(Mio ECU)

	1992			1993			1994		
	Credit	Debit	Net	Credit	Debit	Net	Credit	Debit	Net
GOODS	145 538	163 305	-17 767	155 655	172 807	-17 152	173 301	186 955	-13 654
SERVICES	46 740	39 914	6 826	48 884	41 461	7 423	51 083	46 357	4 727
Transportation	11 134	11 817	-683	11 826	12 172	-346	12 658	13 477	-820
Sea transport	4 453	4 511	-58	4 656	4 785	-128	4 954	5 155	-201
Air transport	6 117	6 844	-727	6 596	6 935	-338	7 033	7 837	-804
Other transportation	564	462	102	573	453	121	670	485	186
Travel	10 950	15 298	-4 348	12 019	16 291	-4 272	13 052	18 689	-5 637
Other services	24 656	12 799	11 857	25 039	12 998	12 041	25 374	14 190	11 184
Communications services	1 196	1 288	-92	1 345	1 556	-212	1 279	1 545	-267
Construction services	704	514	190	871	493	378	688	702	-15
Insurance services	1 448	559	889	2 112	522	1 590	1 211	575	637
Financial services	4 272	0	4 272	4 004	0	4 004	4 096	0	4 096
Computer and information services	839	739	100	1 013	877	136	1 152	936	217
Royalties and licence fees	2 680	1 646	1 034	2 828	1 708	1 121	3 107	2 016	1 092
Other business services	9 309	3 905	5 404	8 634	4 079	4 556	9 749	4 390	5 359
Personal, cultural and recreational	2 167	697	1 470	2 322	773	1 549	2 469	775	1 695
Government services, n i e	2 041	3 452	-1 411	1 910	2 990	-1 080	1 623	3 252	-1 629
Services not allocated	0	0	0	0	0	0	0	0	0
INCOME	86 840	88 393	-1 553	81 955	86 410	-4 455	81 988	82 447	-459
Compensation of employees	704	491	213	677	434	243	461	318	143
Investment Income	86 136	87 902	-1 766	81 278	85 976	-4 699	81 526	82 129	-602
CURRENT TRANSFERS	5 119	13 759	-8 639	5 653	13 944	-8 291	5 480	14 241	-8 761
CURRENT ACCOUNT	284 238	305 371	-21 133	292 147	314 622	-22 474	311 852	330 000	-18 148
CURRENT + CAPITAL ACCOUNT	285 712	305 133	-19 421	293 385	314 286	-20 900	313 336	329 681	-16 345

19.2.
Reporter: United Kingdom
Partner: Intra EUR15

(Mio ECU)

	1992			1993			1994		
	Credit	Debit	Net	Credit	Debit	Net	Credit	Debit	Net
GOODS	87 765	94 414	-6 649	88 567	95 581	-7 014	98 454	105 453	-6 998
SERVICES	15 840	18 958	-3 119	17 067	19 370	-2 303	16 933	21 509	-4 576
Transportation	4 286	5 026	-740	4 308	5 195	-887	4 568	5 597	-1 030
Sea transport	1 813	2 436	-624	1 833	2 600	-767	1 953	2 753	-800
Air transport	1 937	2 142	-205	1 941	2 163	-222	2 066	2 391	-325
Other transportation	536	447	88	533	432	101	549	454	95
Travel	4 345	9 049	-4 703	4 728	9 223	-4 495	4 863	10 844	-5 981
Other services	7 209	4 884	2 325	8 031	4 952	3 080	7 503	5 067	2 435
Communications services	230	286	-56	313	429	-117	347	451	-104
Construction services	704	514	190	871	493	378	688	702	-15
Insurance services	281	255	26	409	238	171	166	260	-94
Financial services	1 220	0	1 220	1 350	0	1 350	1 095	0	1 095
Computer and information services	502	263	239	532	283	249	353	103	250
Royalties and licence fees	614	186	428	758	272	486	807	290	517
Other business services	2 891	1 174	1 717	2 998	1 424	1 575	3 145	1 442	1 703
Personal, cultural and recreational	544	159	385	604	164	440	726	166	559
Government services, n i e	222	2 047	-1 825	196	1 647	-1 451	177	1 652	-1 476
Services not allocated	0	0	0	0	0	0	0	0	0
INCOME	30 773	31 954	-1 182	32 229	33 579	-1 350	31 653	32 456	-803
Compensation of employees	227	160	67	203	117	86	280	241	38
Investment Income	30 546	31 794	-1 249	32 026	33 462	-1 436	31 373	32 215	-841
CURRENT TRANSFERS	4 525	8 588	-4 064	5 088	9 113	-4 025	4 892	9 239	-4 346
CURRENT ACCOUNT	138 902	153 915	-15 013	142 951	157 643	-14 692	151 933	168 656	-16 723
CURRENT + CAPITAL ACCOUNT	:	:	:	:	:	:	:	:	:

19.3.

Reporter: United Kingdom

Partner: Extra EUR15

(Mio ECU)

	1992			1993			1994		
	Credit	Debit	Net	Credit	Debit	Net	Credit	Debit	Net
GOODS	57 773	68 891	-11 118	67 088	77 226	-10 137	74 847	81 503	-6 655
SERVICES	30 900	20 955	9 944	31 817	22 091	9 726	34 150	24 848	9 302
Transportation	6 848	6 791	57	7 518	6 977	541	8 090	7 880	210
Sea transport	2 640	2 074	565	2 823	2 185	638	3 002	2 402	599
Air transport	4 180	4 702	-522	4 655	4 772	-117	4 967	5,447	-479
Other transportation	28	15	14	40	21	19	121	31	90
Travel	6 604	6 249	355	7 291	7 068	223	8 189	7 845	344
Other services	17 447	7 915	9 532	17 008	8 046	8 962	17 871	9 123	8 748
Communications services	965	1 002	-37	1 032	1 127	-95	932	1 094	-162
Construction services	0	0	0	0	0	0	0	0	0
Insurance services	1 167	304	864	1 703	283	1 419	1 045	314	731
Financial services	3 052	0	3 052	2 654	0	2 654	3 000	0	3 000
Computer and information services	338	476	-138	481	594	-113	799	833	-34
Royalties and licence fees	2 066	1 460	606	2 071	1 436	635	2 301	1 726	575
Other business services	6 418	2 730	3 687	5 636	2 655	2 981	6 604	2 948	3 656
Personal, cultural and recreational	1 623	538	1 085	1 718	609	1 109	1 744	608	1 135
Government services, n i e	1 818	1 405	414	1 714	1 342	372	1 446	1 599	-153
Services not allocated	0	0	0	0	0	0	0	0	0
INCOME	56 068	56 439	-371	49 726	52 831	-3 105	50 334	49 991	343
Compensation of employees	477	331	146	474	317	158	181	77	105
Investment Income	55 591	56 108	-517	49 252	52 514	-3 263	50 153	49 914	239
CURRENT TRANSFERS	595	5 171	-4 576	565	4 830	-4 265	587	5 002	-4 415
CURRENT ACCOUNT	145 335	151 456	-6 120	149 196	156 978	-7 782	159 919	161 344	-1 425
CURRENT + CAPITAL ACCOUNT	:	:	:	:	:	:	:	:	:

19.4.

Reporter: United Kingdom

Partner: Intra EUR12

(Mio ECU)

	1992			1993			1994		
	Credit	Debit	Net	Credit	Debit	Net	Credit	Debit	Net
GOODS	82 121	86 796	-4 675	82 264	87 381	-5 117	91 184	96 026	-4 842
SERVICES	14 358	17 766	-3 408	15 643	18 074	-2 431	15 500	20 282	-4 782
Transportation	3 860	4 526	-666	3 923	4 671	-747	4 151	5 037	-885
Sea transport	1 649	2 186	-537	1 706	2 327	-621	1 815	2 484	-669
Air transport	1 703	1 906	-203	1 691	1 931	-240	1 799	2 128	-329
Other transportation	508	434	75	526	413	113	537	425	112
Travel	3 891	8 638	-4 747	4 310	8 792	-4 482	4 423	10 387	-5 963
Other services	6 607	4 603	2 004	7 409	4 611	2 798	6 926	4 859	2 067
Communications services	217	270	-53	278	392	-114	316	415	-99
Construction services	690	500	190	853	475	379	679	690	-11
Insurance services	267	239	28	387	223	164	152	245	-93
Financial services	1 083	0	1 083	1 215	0	1 215	969	0	969
Computer and information services	407	129	278	395	117	278	338	102	236
Royalties and licence fees	578	165	412	723	251	472	768	260	508
Other business services	2 653	1 113	1 540	2 823	1 360	1 463	2 874	1 345	1 529
Personal, cultural and recreational	496	153	343	542	159	383	660	161	499
Government services, n i e	216	2 034	-1 818	192	1 635	-1 442	170	1 641	-1 471
Services not allocated	0	0	0	0	0	0	0	0	0
INCOME	27 668	30 359	-2 691	29 380	31 914	-2 534	29 232	30 616	-1 384
Compensation of employees	223	153	69	198	111	87	275	233	42
Investment Income	27 445	30 206	-2 761	29 182	31 803	-2 621	28 957	30 383	-1 426
CURRENT TRANSFERS	4 500	8 576	-4 076	5 064	9 102	-4 038	4 867	9 226	-4 359
CURRENT ACCOUNT	128 647	143 498	-14 851	132 351	146 471	-14 120	140 784	156 151	-15 367
CURRENT + CAPITAL ACCOUNT	:	:	:	:	:	:	:	:	:

19.5.
Reporter: United Kingdom
Partner: Extra EUR12

(Mio ECU)

	1992			1993			1994		
	Credit	Debit	Net	Credit	Debit	Net	Credit	Debit	Net
GOODS	63 417	76 509	-13 092	73 391	85 426	-12 035	82 117	90 929	-8 812
SERVICES	32 381	22 148	10 234	33 241	23 387	9 855	35 583	26 074	9 508
Transportation	7 274	7 292	-18	7 903	7 501	401	8 506	8 440	66
Sea transport	2 804	2 325	479	2 950	2 458	492	3 140	2 672	468
Air transport	4 415	4 938	-523	4 905	5 004	-99	5 234	5 709	-476
Other transportation	56	28	27	47	40	8	133	59	73
Travel	7 058	6 660	399	7 709	7 499	210	8 629	8 303	326
Other services	18 049	8 196	9 853	17 630	8 387	9 243	18 448	9 331	9 117
Communications services	979	1 018	-39	1 067	1 164	-97	963	1 130	-168
Construction services	14	14	0	18	19	-1	8	12	-4
Insurance services	1 181	320	861	1 724	299	1 426	1 059	330	729
Financial services	3 189	0	3 189	2 789	0	2 789	3 127	0	3 127
Computer and information services	433	610	-178	618	760	-142	815	834	-19
Royalties and licence fees	2 103	1 481	622	2 105	1 456	649	2 339	1 755	584
Other business services	6 656	2 792	3 864	5 812	2 719	3 092	6 875	3 045	3 830
Personal, cultural and recreational	1 670	544	1 127	1 780	614	1 165	1 810	613	1 196
Government services, n i e	1 825	1 418	407	1 718	1 355	363	1 453	1 611	-159
Services not allocated	0	0	0	0	0	0	0	0	0
INCOME	59 172	58 034	1 139	52 575	54 496	-1 921	52 756	51 831	925
Compensation of employees	481	338	144	479	323	156	187	85	101
Investment Income	58 691	57 696	995	52 095	54 173	-2 078	52 569	51 746	824
CURRENT TRANSFERS	619	5 182	-4 563	589	4 841	-4 253	612	5 015	-4 403
CURRENT ACCOUNT	155 590	161 873	-6 282	159 796	168 150	-8 354	171 068	173 849	-2 781
CURRENT + CAPITAL ACCOUNT	:	:	:	:	:	:	:	:	:

19.6.
Reporter: United Kingdom
Partner: EFTA

(Mio ECU)

	1992			1993			1994		
	Credit	Debit	Net	Credit	Debit	Net	Credit	Debit	Net
GOODS	4 478	10 373	-5 895	5 005	11 237	-6 232	5 820	10 812	-4 992
SERVICES	2 175	1 715	460	2 163	1 773	390	2 321	1 691	630
Transportation	397	527	-130	453	556	-104	482	585	-103
Sea transport	163	289	-126	163	317	-154	169	307	-138
Air transport	218	230	-12	277	228	49	296	262	35
Other transportation	16	8	8	13	12	1	17	17	0
Travel	462	378	84	542	381	162	541	394	147
Other services	1 315	809	506	1 168	836	332	1 298	711	586
Communications services	31	27	4	37	36	1	39	40	-1
Construction services	0	0	0	0	0	0	0	0	0
Insurance services	58	16	42	83	15	68	48	17	31
Financial services	262	0	262	187	0	187	157	0	157
Computer and information services	60	85	-26	87	106	-19	39	0	39
Royalties and licence fees	127	190	-62	117	197	-81	128	179	-52
Other business services	709	428	281	579	423	156	808	461	347
Personal, cultural and recreational	62	5	57	72	5	67	75	5	70
Government services, n i e	5	57	-52	5	53	-47	5	9	-4
Services not allocated	0	0	0	0	0	0	0	0	0
INCOME	3 408	11 194	-7 786	3 246	10 022	-6 775	3 167	10 073	-6 906
Compensation of employees	:	:	:	:	:	:	:	:	:
Investment Income	3 408	11 194	-7 786	3 246	10 022	-6 775	3 167	10 073	-6 906
CURRENT TRANSFERS	21	17	5	20	16	4	21	18	3
CURRENT ACCOUNT	10 082	23 299	-13 217	10 435	23 048	-12 613	11 329	22 594	-11 264
CURRENT + CAPITAL ACCOUNT	:	:	:	:	:	:	:	:	:

19.7.

Reporter: United Kingdom

Partner: Other European Countries

(Mio ECU)

	1992			1993			1994		
	Credit	Debit	Net	Credit	Debit	Net	Credit	Debit	Net
GOODS	3 634	2 845	789	4 762	3 431	1 331	5 095	4 196	898
SERVICES	1 274	2 248	-973	1 441	2 422	-981	2 009	3 035	-1 026
Transportation	536	955	-419	617	985	-368	669	1 052	-383
Sea transport	241	304	-62	232	356	-124	256	345	-89
Air transport	290	648	-358	362	624	-263	378	701	-323
Other transportation	4	3	1	23	4	19	35	5	30
Travel	313	1 170	-857	410	1 255	-845	604	1 477	-873
Other services	426	123	302	414	182	232	736	507	229
Communications services	41	12	28	79	67	13	75	73	1
Construction services	0	0	0	0	0	0	0	0	0
Insurance services	7	37	-30	10	37	-27	8	40	-32
Financial services	49	0	49	49	0	49	52	0	52
Computer and information services	14	19	-5	18	23	-5	46	45	1
Royalties and licence fees	16	1	15	8	0	8	23	5	18
Other business services	199	41	159	151	41	110	446	88	358
Personal, cultural and recreational	84	8	76	85	9	76	85	9	76
Government services, n i e	16	5	11	14	5	9	1	246	-245
Services not allocated	0	0	0	0	0	0	0	0	0
INCOME	1 691	1 714	-24	1 422	2 045	-623	1 390	2 118	-728
Compensation of employees	:	:	:	:	:	:	:	:	:
Investment Income	1 691	1 714	-24	1 422	2 045	-623	1 390	2 118	-728
CURRENT TRANSFERS	141	105	35	137	266	-129	143	270	-128
CURRENT ACCOUNT	6 740	6 912	-173	7 762	8 164	-402	8 637	9 620	-983
CURRENT + CAPITAL ACCOUNT	:	:	:	:	:	:	:	:	:

19.8.

Reporter: United Kingdom

Partner: Turkey

(Mio ECU)

	1992			1993			1994		
	Credit	Debit	Net	Credit	Debit	Net	Credit	Debit	Net
GOODS	923	590	334	1 335	655	679	1 031	778	253
SERVICES	152	248	-96	173	437	-264	237	465	-228
Transportation	15	66	-52	19	67	-47	19	76	-57
Sea transport	0	3	-3	0	3	-3	0	3	-3
Air transport	15	64	-49	19	64	-45	19	73	-54
Other transportation	0	0	0	0	0	0	0	0	0
Travel	54	155	-100	69	338	-269	53	358	-305
Other services	83	27	56	85	32	53	165	31	134
Communications services	8	9	-1	12	15	-4	13	18	-5
Construction services	0	0	0	0	0	0	0	0	0
Insurance services	3	5	-3	5	5	0	4	5	-1
Financial services	4	0	4	5	0	5	6	0	6
Computer and information services	0	0	0	0	0	0	1	0	1
Royalties and licence fees	8	0	8	8	0	8	4	1	3
Other business services	34	7	27	31	6	24	111	1	110
Personal, cultural and recreational	20	0	20	19	0	19	18	0	18
Government services, n i e	5	5	0	5	5	0	8	5	3
Services not allocated	0	0	0	0	0	0	0	0	0
INCOME	247	273	-26	266	213	53	273	255	18
Compensation of employees	:	:	:	:	:	:	:	:	:
Investment Income	247	273	-26	266	213	53	273	255	18
CURRENT TRANSFERS	4	23	-20	4	32	-29	4	33	-29
CURRENT ACCOUNT	1 326	1 134	192	1 777	1 337	440	1 545	1 531	14
CURRENT + CAPITAL ACCOUNT	:	:	:	:	:	:	:	:	:

19.9.
Reporter: United Kingdom
Partner: Africa

	<i>(Mio ECU)</i>								
	1992			1993			1994		
	Credit	Debit	Net	Credit	Debit	Net	Credit	Debit	Net
GOODS	6 143	3 129	3 014	5 232	3 460	1 772	5 956	3 645	2 311
SERVICES	2 618	1 304	1 314	2 658	1 340	1 318	2 775	1 429	1 346
Transportation	469	446	23	504	453	51	537	512	26
Sea transport	121	104	16	135	112	23	142	124	18
Air transport	343	339	4	369	337	32	396	383	13
Other transportation	5	3	3	0	4	-4	0	5	-5
Travel	690	559	132	713	574	138	836	603	233
Other services	1 459	300	1 159	1 441	313	1 128	1 401	314	1 086
Communications services	122	127	-5	127	146	-19	103	130	-27
Construction services	0	0	0	0	0	0	0	0	0
Insurance services	23	42	-19	33	42	-9	19	46	-27
Financial services	130	0	130	122	0	122	126	0	126
Computer and information services	18	26	-8	24	31	-6	10	1	9
Royalties and licence fees	79	3	76	77	1	76	106	0	106
Other business services	777	49	728	737	40	697	711	48	664
Personal, cultural and recreational	121	11	110	121	13	108	121	13	108
Government services, n i e	190	42	148	200	40	160	204	76	128
Services not allocated	0	0	0	0	0	0	0	0	0
INCOME	2 481	2 695	-214	2 096	2 454	-358	2 888	2 424	464
Compensation of employees	:	:	:	:	:	:	:	:	:
Investment Income	2 481	2 695	-214	2 096	2 454	-358	2 888	2 424	464
CURRENT TRANSFERS	30	1 024	-994	30	765	-735	31	776	-745
CURRENT ACCOUNT	11 273	8 152	3 120	10 015	8 019	1 996	11 650	8 274	3 376
CURRENT + CAPITAL ACCOUNT	:	:	:	:	:	:	:	:	:

19.10.
Reporter: United Kingdom
Partner: America

	<i>(Mio ECU)</i>								
	1992			1993			1994		
	Credit	Debit	Net	Credit	Debit	Net	Credit	Debit	Net
GOODS	21 451	23 362	-1 912	25 399	25 741	-342	28 005	27 474	531
SERVICES	12 346	9 683	2 663	12 968	9 872	3 096	13 535	11 206	2 329
Transportation	2 625	2 554	71	2 810	2 480	331	3 034	2 841	193
Sea transport	731	587	144	764	632	132	845	719	126
Air transport	1 894	1 967	-73	2 046	1 847	199	2 188	2 121	67
Other transportation	0	0	0	0	0	0	0	0	0
Travel	2 583	2 685	-102	2 919	3 119	-200	3 146	3 208	-62
Other services	7 138	4 444	2 694	7 239	4 273	2 965	7 355	5 158	2 197
Communications services	327	331	-4	327	327	0	285	317	-32
Construction services	0	0	0	0	0	0	0	0	0
Insurance services	822	121	701	1 200	126	1 074	688	138	550
Financial services	1 489	0	1 489	1 254	0	1 254	1 510	0	1 510
Computer and information services	205	342	-137	301	424	-123	619	820	-201
Royalties and licence fees	1 132	1 318	-186	1 305	995	310	1 434	1 267	168
Other business services	1 631	1 329	302	1 454	1 380	74	1 602	1 441	161
Personal, cultural and recreational	430	446	-16	495	503	-8	517	503	14
Government services, n i e	1 104	559	545	903	519	383	700	673	27
Services not allocated	0	0	0	0	0	0	0	0	0
INCOME	25 522	18 897	6 625	23 364	19 656	3 708	23 964	18 309	5 654
Compensation of employees	:	:	:	:	:	:	:	:	:
Investment Income	25 522	18 897	6 625	23 364	19 656	3 708	23 964	18 309	5 654
CURRENT TRANSFERS	162	583	-421	159	648	-490	165	689	-524
CURRENT ACCOUNT	59 481	52 525	6 956	61 890	55 918	5 972	65 669	57 678	7 991
CURRENT + CAPITAL ACCOUNT	:	:	:	:	:	:	:	:	:

19.11.

Reporter: United Kingdom

Partner: Canada

(Mio ECU)

	1992			1993			1994		
	Credit	Debit	Net	Credit	Debit	Net	Credit	Debit	Net
GOODS	2 154	2 449	-294	2 337	2 283	54	2 445	2 307	138
SERVICES	980	527	453	1 077	553	524	1 061	741	320
Transportation	247	168	79	281	168	113	309	192	117
Sea transport	61	15	46	77	17	60	93	19	73
Air transport	186	153	33	204	151	53	217	173	44
Other transportation	0	0	0	0	0	0	0	0	0
Travel	343	243	100	367	263	104	354	358	-4
Other services	390	117	274	429	122	308	397	191	206
Communications services	45	33	12	41	36	5	37	39	-1
Construction services	0	0	0	0	0	0	0	0	0
Insurance services	73	11	62	106	10	96	61	12	49
Financial services	65	0	65	79	0	79	92	0	92
Computer and information services	0	0	0	0	0	0	3	0	3
Royalties and licence fees	60	3	57	65	1	64	64	4	61
Other business services	89	12	77	78	10	68	82	8	75
Personal, cultural and recreational	28	47	-19	29	54	-24	31	54	-23
Government services, n i e	30	11	19	29	10	19	27	75	-48
Services not allocated	0	0	0	0	0	0	0	0	0
INCOME	1 681	707	974	1 608	975	633	1 686	953	733
Compensation of employees	:	:	:	:	:	:	:	:	:
Investment Income	1 681	707	974	1 608	975	633	1 686	953	733
CURRENT TRANSFERS	11	187	-176	11	214	-203	11	233	-222
CURRENT ACCOUNT	4 826	3 870	956	5 033	4 025	1 008	5 203	4 234	969
CURRENT + CAPITAL ACCOUNT	:	:	:	:	:	:	:	:	:

19.12.

Reporter: United Kingdom

Partner: USA

(Mio ECU)

	1992			1993			1994		
	Credit	Debit	Net	Credit	Debit	Net	Credit	Debit	Net
GOODS	16 631	17 702	-1 071	19 471	20 089	-618	21 472	21 684	-213
SERVICES	10 109	8 258	1 851	10 518	8 349	2 169	11 063	9 412	1 651
Transportation	2 145	2 038	107	2 255	2 023	232	2 428	2 329	99
Sea transport	564	427	137	551	465	86	604	541	63
Air transport	1 581	1 611	-30	1 704	1 558	146	1 824	1 788	36
Other transportation	0	0	0	0	0	0	0	0	0
Travel	2 013	2 074	-61	2 269	2 380	-110	2 401	2 313	88
Other services	5 951	4 146	1 805	5 994	3 946	2 047	6 234	4 770	1 464
Communications services	264	252	12	258	227	31	222	214	8
Construction services	0	0	0	0	0	0	0	0	0
Insurance services	574	104	469	837	110	727	479	121	358
Financial services	1 218	0	1 218	990	0	990	1 236	0	1 236
Computer and information services	201	335	-134	295	417	-122	616	818	-202
Royalties and licence fees	1 011	1 315	-304	1 185	992	192	1 324	1 262	62
Other business services	1 315	1 260	56	1 201	1 305	-104	1 289	1 366	-77
Personal, cultural and recreational	357	390	-34	421	440	-19	441	439	1
Government services, n i e	1 011	489	522	808	455	353	628	549	79
Services not allocated	0	0	0	0	0	0	0	0	0
INCOME	16 416	13 420	2 996	15 206	14 677	529	16 418	13 640	2 778
Compensation of employees	:	:	:	:	:	:	:	:	:
Investment Income	16 416	13 420	2 996	15 206	14 677	529	16 418	13 640	2 778
CURRENT TRANSFERS	133	173	-39	130	192	-62	136	205	-70
CURRENT ACCOUNT	43 288	39 552	3 736	45 326	43 306	2 019	49 088	44 942	4 147
CURRENT + CAPITAL ACCOUNT	:	:	:	:	:	:	:	:	:

19.13.
Reporter: United Kingdom
Partner: Asia

(Mio ECU)

	1992			1993			1994		
	Credit	Debit	Net	Credit	Debit	Net	Credit	Debit	Net
GOODS	19 855	27 149	-7 294	24 177	31 368	-7 191	27 038	33 218	-6 180
SERVICES	9 880	4 756	5 124	10 455	5 439	5 017	11 101	5 827	5 274
Transportation	2 214	1 856	358	2 401	2 110	291	2 593	2 359	235
Sea transport	1 085	660	424	1 136	683	453	1 244	722	522
Air transport	1 129	1 196	-66	1 265	1 427	-162	1 349	1 637	-287
Other transportation	0	0	0	0	0	0	0	0	0
Travel	1 754	906	849	2 156	1 297	859	2 441	1 647	794
Other services	5 911	1 994	3 917	5 898	2 031	3 867	6 066	1 821	4 245
Communications services	380	443	-64	386	477	-91	330	427	-97
Construction services	0	0	0	0	0	0	0	0	0
Insurance services	213	61	152	312	65	246	180	72	108
Financial services	900	0	900	882	0	882	963	0	963
Computer and information services	22	0	22	31	0	31	46	1	45
Royalties and licence fees	334	133	201	364	137	227	517	271	246
Other business services	2 968	906	2 062	2 783	923	1 860	2 997	956	2 040
Personal, cultural and recreational	803	41	762	812	46	765	809	46	763
Government services, n i e	293	411	-118	328	382	-54	224	48	177
Services not allocated	0	0	0	0	0	0	0	0	0
INCOME	19 836	19 685	151	16 415	16 133	282	15 680	14 838	842
Compensation of employees	:	:	:	:	:	:	:	:	:
Investment Income	19 836	19 685	151	16 415	16 133	282	15 680	14 838	842
CURRENT TRANSFERS	200	1 134	-934	179	931	-751	186	945	-759
CURRENT ACCOUNT	49 771	52 725	-2 954	51 227	53 871	-2 644	54 005	54 828	-823
CURRENT + CAPITAL ACCOUNT	:	:	:	:	:	:	:	:	:

19.14.
Reporter: United Kingdom
Partner: Japan

(Mio ECU)

	1992			1993			1994		
	Credit	Debit	Net	Credit	Debit	Net	Credit	Debit	Net
GOODS	2 916	9 565	-6 649	3 365	10 294	-6 928	3 700	10 901	-7 201
SERVICES	2 106	929	1 177	2 415	930	1 486	2 596	1 114	1 482
Transportation	942	494	449	1 071	477	594	1 178	554	624
Sea transport	317	169	148	364	185	179	420	208	213
Air transport	625	324	301	706	292	414	758	347	411
Other transportation	0	0	0	0	0	0	0	0	0
Travel	390	85	305	462	97	364	546	103	443
Other services	773	350	423	883	355	528	871	456	415
Communications services	41	43	-3	40	42	-3	35	43	-8
Construction services	0	0	0	0	0	0	0	0	0
Insurance services	18	20	-3	26	22	4	15	24	-9
Financial services	190	0	190	182	0	182	201	0	201
Computer and information services	0	0	0	0	0	0	12	0	12
Royalties and licence fees	141	118	23	171	121	50	178	198	-21
Other business services	287	148	140	367	150	217	326	164	162
Personal, cultural and recreational	80	8	72	87	9	78	93	9	84
Government services, n i e	16	12	4	12	12	0	12	18	-6
Services not allocated	0	0	0	0	0	0	0	0	0
INCOME	10 526	6 256	4 270	7 775	4 961	2 814	6 880	4 531	2 349
Compensation of employees	:	:	:	:	:	:	:	:	:
Investment Income	10 526	6 256	4 270	7 775	4 961	2 814	6 880	4 531	2 349
CURRENT TRANSFERS	55	2	53	38	2	37	40	2	38
CURRENT ACCOUNT	15 603	16 752	-1 149	13 594	16 186	-2 592	13 216	16 547	-3 331
CURRENT + CAPITAL ACCOUNT	:	:	:	:	:	:	:	:	:

19.15.

Reporter: United Kingdom

Partner: Australia, Oceania and Other Territories

(Mio ECU)

	1992			1993			1994		
	Credit	Debit	Net	Credit	Debit	Net	Credit	Debit	Net
GOODS	2 213	2 032	180	2 513	1 987	526	2 933	2 157	776
SERVICES	1 798	1 025	773	1 867	1 088	778	2 013	1 202	811
Transportation	586	457	129	651	465	186	699	532	166
Sea transport	283	141	142	322	156	165	344	183	161
Air transport	302	316	-14	329	309	21	354	349	5
Other transportation	0	0	0	0	0	0	0	0	0
Travel	549	437	113	550	441	109	620	516	104
Other services	663	132	531	665	182	483	695	155	540
Communications services	64	56	8	72	63	9	70	68	1
Construction services	0	0	0	0	0	0	0	0	0
Insurance services	46	14	33	67	13	54	39	14	24
Financial services	216	0	216	173	0	173	201	0	201
Computer and information services	14	0	14	13	0	13	13	3	10
Royalties and licence fees	60	5	54	81	47	33	93	4	89
Other business services	176	16	160	164	15	149	179	15	164
Personal, cultural and recreational	68	27	41	78	31	47	84	31	53
Government services, n i e	20	14	7	18	13	5	17	19	-3
Services not allocated	0	0	0	0	0	0	0	0	0
INCOME	2 312	1 243	1 069	2 370	1 597	773	2 383	1 560	823
Compensation of employees	:	:	:	:	:	:	:	:	:
Investment Income	2 312	1 243	1 069	2 370	1 597	773	2 383	1 560	823
CURRENT TRANSFERS	39	369	-329	38	405	-367	40	437	-397
CURRENT ACCOUNT	6 361	4 669	1 693	6 787	5 077	1 710	7 370	5 357	2 013
CURRENT + CAPITAL ACCOUNT	:	:	:	:	:	:	:	:	:

19.16.

Reporter: United Kingdom

Partner: Australia

(Mio ECU)

	1992			1993			1994		
	Credit	Debit	Net	Credit	Debit	Net	Credit	Debit	Net
GOODS	1 799	1 303	496	2 027	1 205	822	2 375	1 303	1 072
SERVICES	1 420	832	587	1 488	877	612	1 588	967	621
Transportation	437	367	69	486	371	115	519	424	95
Sea transport	197	88	108	223	97	126	237	115	122
Air transport	240	279	-39	263	273	-10	282	309	-27
Other transportation	0	0	0	0	0	0	0	0	0
Travel	466	353	114	468	349	119	516	416	99
Other services	517	113	404	535	158	377	553	126	427
Communications services	52	45	7	56	49	8	55	53	3
Construction services	0	0	0	0	0	0	0	0	0
Insurance services	41	11	30	59	10	49	35	12	23
Financial services	188	0	188	145	0	145	166	0	166
Computer and information services	14	0	14	13	0	13	13	3	10
Royalties and licence fees	50	5	45	69	46	23	73	4	70
Other business services	104	15	89	117	14	103	134	15	119
Personal, cultural and recreational	53	24	28	62	27	35	66	27	39
Government services, n i e	15	12	3	14	12	3	10	13	-3
Services not allocated	0	0	0	0	0	0	0	0	0
INCOME	1 853	1 028	825	1 879	1 387	491	1 899	1 309	590
Compensation of employees	:	:	:	:	:	:	:	:	:
Investment Income	1 853	1 028	825	1 879	1 387	491	1 899	1 309	590
CURRENT TRANSFERS	31	261	-230	31	301	-271	32	327	-295
CURRENT ACCOUNT	5 103	3 424	1 679	5 425	3 771	1 654	5 894	3 906	1 988
CURRENT + CAPITAL ACCOUNT	:	:	:	:	:	:	:	:	:

19.17.
Reporter: United Kingdom
Partner: New Zealand

(Mio ECU)

	1992			1993			1994		
	Credit	Debit	Net	Credit	Debit	Net	Credit	Debit	Net
GOODS	346	552	-206	421	600	-179	509	659	-150
SERVICES	344	190	155	358	209	149	406	228	178
Transportation	149	87	62	165	92	73	179	106	73
Sea transport	87	50	37	99	56	42	107	66	41
Air transport	62	37	26	67	36	31	72	40	32
Other transportation	0	0	0	0	0	0	0	0	0
Travel	83	84	-1	82	92	-10	104	99	5
Other services	113	19	94	110	24	86	122	23	99
Communications services	12	11	1	15	14	1	14	15	-1
Construction services	0	0	0	0	0	0	0	0	0
Insurance services	4	3	1	5	3	3	4	3	1
Financial services	27	0	27	27	0	27	34	0	34
Computer and information services	0	0	0	0	0	0	0	0	0
Royalties and licence fees	9	0	9	12	1	10	17	0	17
Other business services	41	1	39	32	1	31	34	0	34
Personal, cultural and recreational	15	3	12	17	4	13	18	4	14
Government services, n i e	4	1	3	3	1	1	3	1	1
Services not allocated	0	0	0	0	0	0	0	0	0
INCOME	323	153	170	425	179	246	445	186	259
Compensation of employees	:	:	:	:	:	:	:	:	:
Investment Income	323	153	170	425	179	246	445	186	259
CURRENT TRANSFERS	8	62	-54	7	70	-63	8	76	-68
CURRENT ACCOUNT	1 021	957	64	1 211	1 058	152	1 368	1 148	220
CURRENT + CAPITAL ACCOUNT	:	:	:	:	:	:	:	:	:

19.18.
Reporter: United Kingdom
Partner: International Organisations

(Mio ECU)

	1992			1993			1994		
	Credit	Debit	Net	Credit	Debit	Net	Credit	Debit	Net
GOODS	0	0	0	0	0	0	0	0	0
SERVICES	144	0	144	133	0	133	139	0	139
Transportation	0	0	0	0	0	0	0	0	0
Sea transport	0	0	0	0	0	0	0	0	0
Air transport	0	0	0	0	0	0	0	0	0
Other transportation	0	0	0	0	0	0	0	0	0
Travel	0	0	0	0	0	0	0	0	0
Other services	144	0	144	133	0	133	139	0	139
Communications services	0	0	0	0	0	0	0	0	0
Construction services	0	0	0	0	0	0	0	0	0
Insurance services	0	0	0	0	0	0	0	0	0
Financial services	0	0	0	0	0	0	1	0	1
Computer and information services	0	0	0	0	0	0	0	0	0
Royalties and licence fees	0	0	0	0	0	0	0	0	0
Other business services	0	0	0	0	0	0	0	0	0
Personal, cultural and recreational	0	0	0	0	0	0	0	0	0
Government services, n i e	144	0	144	133	0	133	138	0	138
Services not allocated	0	0	0	0	0	0	0	0	0
INCOME	339	595	-256	325	435	-110	727	415	312
Compensation of employees	:	:	:	:	:	:	:	:	:
Investment Income	339	595	-256	325	435	-110	727	415	312
CURRENT TRANSFERS	0	1 519	-1 519	0	1 390	-1 390	0	1 294	-1 294
CURRENT ACCOUNT	483	2 113	-1 631	459	1 825	-1 366	866	1 709	-843
CURRENT + CAPITAL ACCOUNT	:	:	:	:	:	:	:	:	:

19.19.

Reporter: United Kingdom
Partner: World not allocated

(Mio ECU)

	1992			1993			1994		
	Credit	Debit	Net	Credit	Debit	Net	Credit	Debit	Net
GOODS	:	:	:	:	:	:	:	:	:
SERVICES	:	:	:	:	:	:	:	:	:
Transportation	:	:	:	:	:	:	:	:	:
Sea transport	:	:	:	:	:	:	:	:	:
Air transport	:	:	:	:	:	:	:	:	:
Other transportation	:	:	:	:	:	:	:	:	:
Travel	:	:	:	:	:	:	:	:	:
Other services	:	:	:	:	:	:	:	:	:
Communications services	:	:	:	:	:	:	:	:	:
Construction services	:	:	:	:	:	:	:	:	:
Insurance services	:	:	:	:	:	:	:	:	:
Financial services	:	:	:	:	:	:	:	:	:
Computer and information services	:	:	:	:	:	:	:	:	:
Royalties and licence fees	:	:	:	:	:	:	:	:	:
Other business services	:	:	:	:	:	:	:	:	:
Personal, cultural and recreational	:	:	:	:	:	:	:	:	:
Government services, n i e	:	:	:	:	:	:	:	:	:
Services not allocated	:	:	:	:	:	:	:	:	:
INCOME	:	:	:	:	:	:	:	:	:
Compensation of employees	:	:	:	:	:	:	:	:	:
Investment Income	:	:	:	:	:	:	:	:	:
CURRENT TRANSFERS	:	:	:	:	:	:	:	:	:
CURRENT ACCOUNT	:	:	:	:	:	:	:	:	:
CURRENT + CAPITAL ACCOUNT	:	:	:	:	:	:	:	:	:

19.20.

Reporter: United Kingdom
Partner: OECD Countries

(Mio ECU)

	1992			1993			1994		
	Credit	Debit	Net	Credit	Debit	Net	Credit	Debit	Net
GOODS	117 416	137 144	-19 729	122 953	142 148	-19 195	136 307	154 191	-17 884
SERVICES	32 698	31 242	1 456	34 671	32 140	2 531	35 953	35 886	67
Transportation	8 624	8 790	-165	9 121	8 964	156	9 692	9 876	-184
Sea transport	3 202	3 486	-283	3 386	3 747	-362	3 586	4 016	-430
Air transport	4 870	4 846	24	5 185	4 773	412	5 541	5 390	151
Other transportation	552	458	94	550	444	106	566	470	95
Travel	8 193	12 436	-4 242	9 027	13 149	-4 122	9 415	14 919	-5 505
Other services	15 881	10 017	5 864	16 523	10 027	6 496	16 846	11 090	5 756
Communications services	683	712	-28	772	863	-91	795	898	-103
Construction services	0	0	0	0	0	0	0	0	0
Insurance services	1 075	418	658	1 571	424	1 146	902	465	437
Financial services	3 196	0	3 196	2 992	0	2 992	3 009	0	3 009
Computer and information services	765	681	84	918	804	114	1 036	924	112
Royalties and licence fees	2 030	1 817	213	2 392	1 631	762	2 605	1 938	666
Other business services	5 769	3 205	2 564	5 582	3 453	2 130	6 243	3 713	2 530
Personal, cultural and recreational	1 173	639	534	1 321	704	617	1 474	708	767
Government services, n i e	1 190	2 546	-1 356	976	2 149	-1 173	781	2 444	-1 663
Services not allocated	0	0	0	0	0	0	0	0	0
INCOME	66 813	64 342	2 471	64 088	66 069	-1 981	63 388	63 193	195
Compensation of employees	:	:	:	:	:	:	:	:	:
Investment Income	66 813	64 342	2 471	64 088	66 069	-1 981	63 388	63 193	195
CURRENT TRANSFERS	499	1 191	-692	475	1 347	-872	494	1 463	-969
CURRENT ACCOUNT	217 426	233 920	-16 494	222 187	241 705	-19 517	236 143	254 733	-18 591
CURRENT + CAPITAL ACCOUNT	:	:	:	:	:	:	:	:	:

19.21.
Reporter: United Kingdom
Partner: Countries from Central and Eastern Europe

(Mio ECU)

	1992			1993			1994		
	Credit	Debit	Net	Credit	Debit	Net	Credit	Debit	Net
GOODS	2 355	2 125	230	3 037	2 849	188	3 711	3 503	208
SERVICES	418	538	-121	486	586	-100	674	662	12
Transportation	153	256	-103	164	256	-92	175	275	-99
Sea transport	45	71	-26	46	73	-27	50	72	-22
Air transport	99	160	-61	108	158	-50	113	175	-62
Other transportation	9	26	-16	10	26	-15	12	27	-15
Travel	111	222	-111	158	241	-83	228	284	-55
Other services	153	60	94	164	88	76	271	104	166
Communications services	16	1	15	33	27	6	31	28	3
Construction services	0	0	0	0	0	0	0	0	0
Insurance services	3	16	-14	5	17	-12	4	18	-14
Financial services	27	0	27	22	0	22	26	0	26
Computer and information services	7	9	-3	9	12	-3	0	0	0
Royalties and licence fees	4	0	4	4	0	4	15	1	14
Other business services	57	28	28	49	28	21	142	27	115
Personal, cultural and recreational	34	4	30	37	5	32	37	5	32
Government services, n i e	5	0	5	5	0	5	15	24	-9
Services not allocated	0	0	0	0	0	0	0	0	0
INCOME	413	-23	436	289	393	-105	236	384	-148
Compensation of employees	:	:	:	:	:	:	:	:	:
Investment Income	413	-23	436	289	393	-105	236	384	-148
CURRENT TRANSFERS	69	103	-34	67	92	-26	70	101	-32
CURRENT ACCOUNT	3 255	2 742	512	3 879	3 920	-42	4 690	4 651	39
CURRENT + CAPITAL ACCOUNT	:	:	:	:	:	:	:	:	:

19.22.
Reporter: United Kingdom
Partner: North American Free Trade Association

(Mio ECU)

	1992			1993			1994		
	Credit	Debit	Net	Credit	Debit	Net	Credit	Debit	Net
GOODS	19 188	20 347	-1 159	22 234	22 576	-342	24 417	24 285	131
SERVICES	11 224	8 783	2 440	11 754	8 942	2 812	12 268	10 207	2 061
Transportation	2 398	2 219	179	2 544	2 203	341	2 748	2 534	214
Sea transport	626	450	176	631	490	141	701	567	134
Air transport	1 772	1 769	3	1 913	1 713	200	2 047	1 967	80
Other transportation	0	0	0	0	0	0	0	0	0
Travel	2 392	2 332	60	2 676	2 668	8	2 792	2 704	88
Other services	6 433	4 232	2 202	6 535	4 072	2 463	6 729	4 970	1 759
Communications services	309	285	24	299	263	36	259	253	6
Construction services	0	0	0	0	0	0	0	0	0
Insurance services	674	115	559	982	121	862	562	133	429
Financial services	1 304	0	1 304	1 096	0	1 096	1 358	0	1 358
Computer and information services	201	335	-134	295	417	-122	619	818	-200
Royalties and licence fees	1 079	1 318	-239	1 259	994	265	1 398	1 266	133
Other business services	1 425	1 239	186	1 304	1 318	-14	1 387	1 378	9
Personal, cultural and recreational	397	439	-42	462	495	-33	483	495	-12
Government services, n i e	1 044	500	544	838	465	373	662	628	35
Services not allocated	0	0	0	0	0	0	0	0	0
INCOME	19 465	14 384	5 081	17 964	16 286	1 679	19 038	14 865	4 174
Compensation of employees	:	:	:	:	:	:	:	:	:
Investment Income	19 465	14 384	5 081	17 964	16 286	1 679	19 038	14 865	4 174
CURRENT TRANSFERS	144	363	-219	141	410	-270	147	443	-296
CURRENT ACCOUNT	50 020	43 876	6 144	52 093	48 215	3 878	55 870	49 800	6 070
CURRENT + CAPITAL ACCOUNT	:	:	:	:	:	:	:	:	:

19.23.

Reporter: United Kingdom

Partner: African, Caribbean and Pacific Countries

(Mio ECU)

	1992			1993			1994		
	Credit	Debit	Net	Credit	Debit	Net	Credit	Debit	Net
GOODS	6 409	5 730	679	6 846	5 690	1 156	7 283	5 863	1 420
SERVICES	1 209	812	397	1 235	949	286	1 351	1 039	312
Transportation	182	218	-37	192	226	-33	206	247	-41
Sea transport	100	111	-11	103	118	-15	110	125	-15
Air transport	81	107	-26	90	108	-18	97	122	-26
Other transportation	0	0	0	0	0	0	0	0	0
Travel	427	407	20	442	531	-88	491	630	-139
Other services	601	187	414	600	192	408	653	161	492
Communications services	15	76	-61	18	85	-67	14	81	-67
Construction services	0	0	0	0	0	0	0	0	0
Insurance services	8	0	8	22	0	22	15	0	15
Financial services	26	0	26	13	0	13	14	0	14
Computer and information services	11	15	-4	15	18	-3	0	0	0
Royalties and licence fees	47	1	46	47	1	46	55	0	55
Other business services	285	30	255	268	28	240	282	28	254
Personal, cultural and recreational	58	9	49	63	9	54	66	0	66
Government services, n i e	150	56	95	154	51	103	206	52	155
Services not allocated	0	0	0	0	0	0	0	0	0
INCOME	2 833	2 504	329	2 798	2 230	568	2 525	2 247	278
Compensation of employees	:	:	:	:	:	:	:	:	:
Investment Income	2 833	2 504	329	2 798	2 230	568	2 525	2 247	278
CURRENT TRANSFERS	12	1 086	-1 075	11	832	-820	12	913	-901
CURRENT ACCOUNT	10 463	10 132	330	10 890	9 701	1 190	11 171	10 061	1 110
CURRENT + CAPITAL ACCOUNT	:	:	:	:	:	:	:	:	:

19.24.

Reporter: United Kingdom

Partner: Organisation of Petroleum Exporting countries

(Mio ECU)

	1992			1993			1994		
	Credit	Debit	Net	Credit	Debit	Net	Credit	Debit	Net
GOODS	8 191	3 878	4 313	8 380	4 578	3 801	7 248	3 807	3 441
SERVICES	3 154	937	2 217	3 045	1 015	2 030	3 231	954	2 277
Transportation	239	218	20	260	227	33	282	247	35
Sea transport	85	115	-30	90	122	-32	99	129	-30
Air transport	153	103	50	171	105	65	183	119	64
Other transportation	0	0	0	0	0	0	0	0	0
Travel	766	179	587	863	188	674	812	250	562
Other services	2 149	540	1 609	1 922	600	1 322	2 137	456	1 681
Communications services	35	46	-11	37	53	-15	35	50	-15
Construction services	0	0	0	0	0	0	0	0	0
Insurance services	9	39	-30	19	41	-22	12	41	-30
Financial services	88	0	88	69	0	69	49	0	49
Computer and information services	0	0	0	0	0	0	0	0	0
Royalties and licence fees	37	0	37	37	0	37	44	5	39
Other business services	1 754	378	1 376	1 528	435	1 094	1 793	335	1 458
Personal, cultural and recreational	127	8	119	129	9	121	130	9	121
Government services, n i e	98	68	30	101	63	38	75	15	59
Services not allocated	0	0	0	0	0	0	0	0	0
INCOME	2 146	4 946	-2 800	1 921	4 018	-2 097	2 014	3 475	-1 461
Compensation of employees	:	:	:	:	:	:	:	:	:
Investment Income	2 146	4 946	-2 800	1 921	4 018	-2 097	2 014	3 475	-1 461
CURRENT TRANSFERS	157	117	40	153	118	35	159	120	40
CURRENT ACCOUNT	13 647	9 878	3 769	13 499	9 730	3 769	12 653	8 356	4 297
CURRENT + CAPITAL ACCOUNT	:	:	:	:	:	:	:	:	:

19.25.
Reporter: United Kingdom
Partner: Core Newly Industrialising Countries

(Mio ECU)

	1992			1993			1994		
	Credit	Debit	Net	Credit	Debit	Net	Credit	Debit	Net
GOODS	5 499	7 644	-2 145	6 590	9 103	-2 513	7 778	9 475	-1 697
SERVICES	1 796	1 097	700	1 823	1 118	705	2 002	920	1 081
Transportation	342	571	-229	376	588	-213	383	450	-67
Sea transport	218	292	-73	237	306	-69	233	128	106
Air transport	123	279	-156	138	282	-144	150	322	-173
Other transportation	0	0	0	0	0	0	0	0	0
Travel	249	156	94	373	156	217	429	255	174
Other services	1 205	370	835	1 074	373	701	1 190	215	974
Communications services	119	140	-20	122	151	-29	104	134	-30
Construction services	0	0	0	0	0	0	0	0	0
Insurance services	20	15	5	42	15	27	85	17	68
Financial services	263	0	263	177	0	177	280	0	280
Computer and information services	0	0	0	0	0	0	0	0	0
Royalties and licence fees	68	1	66	68	1	67	67	1	66
Other business services	445	64	381	363	63	300	405	66	339
Personal, cultural and recreational	237	11	226	237	13	224	235	13	222
Government services, n i e	53	140	-87	65	129	-64	14	-15	30
Services not allocated	0	0	0	0	0	0	0	0	0
INCOME	6 070	5 365	705	5 537	4 349	1 187	6 015	4 034	1 981
Compensation of employees	:	:	:	:	:	:	:	:	:
Investment Income	6 070	5 365	705	5 537	4 349	1 187	6 015	4 034	1 981
CURRENT TRANSFERS	51	174	-123	50	189	-139	51	225	-174
CURRENT ACCOUNT	13 417	14 280	-863	13 999	14 759	-760	15 846	14 655	1 191
CURRENT + CAPITAL ACCOUNT	:	:	:	:	:	:	:	:	:

19.26.
Reporter: United Kingdom
Partner: Countries for the Association of South-East Asian Nations

(Mio ECU)

	1992			1993			1994		
	Credit	Debit	Net	Credit	Debit	Net	Credit	Debit	Net
GOODS	3 838	4 798	-960	4 840	5 933	-1 094	6 068	6 235	-168
SERVICES	1 543	952	591	1 478	1 003	476	1 719	1 035	684
Transportation	366	320	46	403	327	76	438	366	72
Sea transport	115	113	3	124	119	5	140	130	10
Air transport	251	207	43	278	208	71	298	236	62
Other transportation	0	0	0	0	0	0	0	0	0
Travel	226	273	-46	256	321	-64	378	434	-57
Other services	950	359	591	819	355	464	903	235	669
Communications services	84	99	-15	85	109	-24	72	95	-23
Construction services	0	0	0	0	0	0	0	0	0
Insurance services	19	11	8	42	12	31	27	12	15
Financial services	98	0	98	63	0	63	128	0	128
Computer and information services	5	0	5	8	0	8	0	0	0
Royalties and licence fees	65	0	65	65	0	65	73	1	72
Other business services	385	141	244	259	133	126	339	98	241
Personal, cultural and recreational	228	8	220	228	9	219	224	9	215
Government services, n i e	66	100	-34	69	92	-23	40	19	21
Services not allocated	0	0	0	0	0	0	0	0	0
INCOME	3 595	2 860	736	3 395	2 373	1 022	3 758	2 373	1 385
Compensation of employees	:	:	:	:	:	:	:	:	:
Investment Income	3 595	2 860	736	3 395	2 373	1 022	3 758	2 373	1 385
CURRENT TRANSFERS	36	205	-168	35	220	-185	37	185	-149
CURRENT ACCOUNT	9 013	8 814	199	9 749	9 529	219	11 582	9 828	1 753
CURRENT + CAPITAL ACCOUNT	:	:	:	:	:	:	:	:	:

19.27.

Reporter: United Kingdom

Partner: Community of Independent States

(Mio ECU)

	1992			1993			1994		
	Credit	Debit	Net	Credit	Debit	Net	Credit	Debit	Net
GOODS	632	868	-236	938	1 118	-179	1 179	1 130	49
SERVICES	259	380	-121	299	399	-100	452	424	28
Transportation	156	277	-121	167	281	-114	175	296	-121
Sea transport	52	113	-61	54	119	-65	55	117	-62
Air transport	99	160	-61	108	158	-50	113	175	-62
Other transportation	5	4	1	5	4	1	6	4	3
Travel	34	84	-50	82	92	-10	161	95	66
Other services	69	19	50	50	26	24	116	32	84
Communications services	3	0	3	6	5	1	6	6	0
Construction services	0	0	0	0	0	0	0	0	0
Insurance services	0	3	-3	0	4	-4	0	4	-4
Financial services	31	0	31	13	0	13	32	0	32
Computer and information services	1	1	0	1	3	-1	0	0	0
Royalties and licence fees	0	0	0	0	0	0	0	0	0
Other business services	28	14	15	23	13	10	64	13	52
Personal, cultural and recreational	3	1	1	4	1	3	4	1	3
Government services, n i e	3	0	3	3	0	3	9	8	1
Services not allocated	0	0	0	0	0	0	0	0	0
INCOME	0	-391	391	7	114	-107	76	188	-113
Compensation of employees	:	:	:	:	:	:	:	:	:
Investment Income	0	-391	391	7	114	-107	76	188	-113
CURRENT TRANSFERS	14	53	-39	13	47	-34	14	91	-77
CURRENT ACCOUNT	905	910	-5	1 257	1 678	-420	1 721	1 833	-112
CURRENT + CAPITAL ACCOUNT	:	:	:	:	:	:	:	:	:

20.1.
Reporter: European Union Institutions
Partner: World

(Mio ECU)

	1992			1993			1994		
	Credit	Debit	Net	Credit	Debit	Net	Credit	Debit	Net
GOODS	0	178	-178	0	166	-166	0	185	-185
SERVICES	49	4 319	-4 270	40	4 689	-4 649	41	5 415	-5 374
Transportation	0	56	-56	0	55	-55	0	64	-64
Sea transport	0	0	0	0	0	0	0	0	0
Air transport	0	42	-42	0	41	-41	0	48	-48
Other transportation	0	14	-14	0	14	-14	0	16	-16
Travel	0	36	-36	0	58	-58	0	67	-67
Other services	49	4 227	-4 179	40	4 575	-4 535	41	5 283	-5 242
Communications services	0	45	-45	0	47	-47	0	48	-48
Construction services	0	0	0	0	0	0	0	0	0
Insurance services	0	1	-1	0	1	-1	0	1	-1
Financial services	16	9	6	5	15	-11	2	22	-20
Computer and information services	1	201	-200	1	258	-256	0	411	-411
Royalties and licence fees	0	0	0	0	0	0	0	0	0
Other business services	32	1 807	-1 775	34	2 046	-2 012	39	2 564	-2 525
Personal, cultural and recreational	0	0	0	0	0	0	0	0	0
Government services, n i e	0	2 164	-2 164	0	2 208	-2 208	0	2 237	-2 237
Services not allocated	0	0	0	0	0	0	0	0	0
INCOME	9 217	9 289	-71	10 356	11 962	-1 606	10 237	11 974	-1 737
Compensation of employees	0	2 372	-2 372	0	2 590	-2 590	0	2 470	-2 470
Investment Income	9 217	6 916	2 301	10 356	9 372	983	10 237	9 504	733
CURRENT TRANSFERS	62 560	47 307	15 253	68 576	46 373	22 202	68 866	45 291	23 575
CURRENT ACCOUNT	71 827	61 092	10 735	78 971	63 190	15 781	79 144	62 865	16 278
CURRENT + CAPITAL ACCOUNT	71 827	72 669	-842	78 971	76 979	1 992	79 144	73 746	5 397

20.2.
Reporter: European Union Institutions
Partner: Intra EUR15

(Mio ECU)

	1992			1993			1994		
	Credit	Debit	Net	Credit	Debit	Net	Credit	Debit	Net
GOODS	0	168	-168	0	157	-157	0	175	-175
SERVICES	49	4 230	-4 181	39	4 593	-4 554	41	5 307	-5 266
Transportation	0	56	-56	0	55	-55	0	64	-64
Sea transport	0	0	0	0	0	0	0	0	0
Air transport	0	42	-42	0	41	-41	0	48	-48
Other transportation	0	14	-14	0	14	-14	0	16	-16
Travel	0	34	-34	0	55	-55	0	64	-64
Other services	48	4 140	-4 091	39	4 482	-4 445	41	5 178	-5 137
Communications services	0	40	-40	0	42	-42	0	43	-43
Construction services	0	0	0	0	0	0	0	0	0
Insurance services	0	1	-1	0	1	-1	0	1	-1
Financial services	16	8	8	5	13	-9	2	19	-17
Computer and information services	0	195	-195	0	250	-250	0	398	-398
Royalties and licence fees	0	0	0	0	0	0	0	0	0
Other business services	32	1 796	-1 763	34	2 033	-2 000	39	2 546	-2 507
Personal, cultural and recreational	0	0	0	0	0	0	0	0	0
Government services, n i e	0	2 100	-2 100	0	2 143	-2 143	0	2 171	-2 171
Services not allocated	0	0	0	0	0	0	0	0	0
INCOME	8 707	8 296	411	9 782	10 617	-836	9 670	10 611	-941
Compensation of employees	0	2 370	-2 370	0	2 587	-2 587	0	2 467	-2 467
Investment Income	8 707	5 926	2 780	9 782	8 031	1 751	9 670	8 144	1 526
CURRENT TRANSFERS	62 537	43 468	19 068	68 550	42 611	25 939	68 840	41 616	27 224
CURRENT ACCOUNT	71 292	56 162	15 130	78 371	57 979	20 392	78 551	57 709	20 841
CURRENT + CAPITAL ACCOUNT	:	:	:	:	:	:	:	:	:

20.3.

Reporter: European Union Institutions

Partner: Extra EUR15

(Mio ECU)

	1992			1993			1994		
	Credit	Debit	Net	Credit	Debit	Net	Credit	Debit	Net
GOODS	0	10	-10	0	9	-9	0	10	-10
SERVICES	1	90	-89	1	96	-95	0	109	-108
Transportation	0	0	0	0	0	0	0	1	-1
Sea transport	0	0	0	0	0	0	0	0	0
Air transport	0	0	0	0	0	0	0	0	0
Other transportation	0	0	0	0	0	0	0	0	0
Travel	0	2	-2	0	3	-3	0	3	-3
Other services	1	87	-87	1	94	-93	0	104	-104
Communications services	0	5	-5	0	5	-5	0	5	-5
Construction services	0	0	0	0	0	0	0	0	0
Insurance services	0	0	0	0	0	0	0	0	0
Financial services	0	1	-1	0	2	-2	0	3	-3
Computer and information services	1	6	-6	1	8	-7	0	12	-12
Royalties and licence fees	0	0	0	0	0	0	0	0	0
Other business services	0	11	-11	0	13	-13	0	18	-18
Personal, cultural and recreational	0	0	0	0	0	0	0	0	0
Government services, n i e	0	64	-64	0	66	-66	0	66	-66
Services not allocated	0	0	0	0	0	0	0	0	0
INCOME	511	993	-482	574	1 344	-771	567	1 363	-796
Compensation of employees	0	3	-3	0	3	-3	0	3	-3
Investment Income	511	990	-479	574	1 341	-768	567	1 360	-793
CURRENT TRANSFERS	23	3 838	-3 815	26	3 762	-3 737	26	3 675	-3 649
CURRENT ACCOUNT	535	4 930	-4 395	600	5 212	-4 611	593	5 156	-4 563
CURRENT + CAPITAL ACCOUNT	:	:	:	:	:	:	:	:	:

20.4.

Reporter: European Union Institutions

Partner: Intra EUR12

(Mio ECU)

	1992			1993			1994		
	Credit	Debit	Net	Credit	Debit	Net	Credit	Debit	Net
GOODS	0	168	-167	0	157	-157	0	175	-175
SERVICES	49	4 215	-4 166	39	4 576	-4 537	41	5 287	-5 246
Transportation	0	56	-56	0	55	-55	0	64	-64
Sea transport	0	0	0	0	0	0	0	0	0
Air transport	0	42	-42	0	41	-41	0	48	-48
Other transportation	0	14	-14	0	14	-14	0	16	-16
Travel	0	34	-34	0	55	-55	0	64	-64
Other services	48	4 125	-4 076	39	4 466	-4 427	41	5 158	-5 118
Communications services	0	40	-40	0	42	-42	0	43	-43
Construction services	0	0	0	0	0	0	0	0	0
Insurance services	0	1	-1	0	1	-1	0	1	-1
Financial services	16	8	8	5	13	-9	2	19	-17
Computer and information services	0	194	-193	0	249	-248	0	396	-396
Royalties and licence fees	0	0	0	0	0	0	0	0	0
Other business services	32	1 786	-1 754	34	2 022	-1 988	39	2 532	-2 494
Personal, cultural and recreational	0	0	0	0	0	0	0	0	0
Government services, n i e	0	2 096	-2 096	0	2 139	-2 139	0	2 167	-2 167
Services not allocated	0	0	0	0	0	0	0	0	0
INCOME	8 682	8 290	391	9 754	10 610	-857	9 642	10 604	-962
Compensation of employees	0	2 369	-2 369	0	2 586	-2 586	0	2 467	-2 467
Investment Income	8 682	5 922	2 760	9 754	8 025	1 729	9 642	8 137	1 505
CURRENT TRANSFERS	62 461	43 443	19 018	68 467	42 586	25 881	68 756	41 592	27 164
CURRENT ACCOUNT	71 191	56 116	15 075	78 259	57 929	20 330	78 439	57 657	20 782
CURRENT + CAPITAL ACCOUNT	:	:	:	:	:	:	:	:	:

20.5.
**Reporter: European Union Institutions
Partner: Extra EUR12**

	<i>(Mio ECU)</i>								
	1992			1993			1994		
	Credit	Debit	Net	Credit	Debit	Net	Credit	Debit	Net
GOODS	0	10	-10	0	9	-9	0	11	-11
SERVICES	1	105	-104	1	113	-112	0	129	-128
Transportation	0	1	-1	0	1	-1	0	1	-1
Sea transport	0	0	0	0	0	0	0	0	0
Air transport	0	0	0	0	0	0	0	0	0
Other transportation	0	0	0	0	0	0	0	0	0
Travel	0	2	-2	0	3	-3	0	3	-3
Other services	1	102	-102	1	109	-108	0	125	-124
Communications services	0	5	-5	0	5	-5	0	5	-5
Construction services	0	0	0	0	0	0	0	0	0
Insurance services	0	0	0	0	0	0	0	0	0
Financial services	0	1	-1	0	2	-2	0	3	-3
Computer and information services	1	7	-7	1	9	-8	0	15	-14
Royalties and licence fees	0	0	0	0	0	0	0	0	0
Other business services	0	21	-21	0	24	-24	0	32	-32
Personal, cultural and recreational	0	0	0	0	0	0	0	0	0
Government services, n i e	0	68	-68	0	69	-69	0	70	-70
Services not allocated	0	0	0	0	0	0	0	0	0
INCOME	536	998	-462	602	1 352	-750	595	1 370	-775
Compensation of employees	0	4	-4	0	4	-4	0	4	-4
Investment Income	536	995	-459	602	1 348	-746	595	1 367	-772
CURRENT TRANSFERS	99	3 863	-3 764	109	3 787	-3 678	109	3 699	-3 589
CURRENT ACCOUNT	636	4 976	-4 341	712	5 261	-4 550	704	5 208	-4 504
CURRENT + CAPITAL ACCOUNT	:	:	:	:	:	:	:	:	:

20.6.
**Reporter: European Union Institutions
Partner: EFTA**

	<i>(Mio ECU)</i>								
	1992			1993			1994		
	Credit	Debit	Net	Credit	Debit	Net	Credit	Debit	Net
GOODS	0	0	0	0	0	0	0	0	0
SERVICES	0	13	-13	0	15	-15	0	18	-18
Transportation	0	0	0	0	0	0	0	0	0
Sea transport	0	0	0	0	0	0	0	0	0
Air transport	0	0	0	0	0	0	0	0	0
Other transportation	0	0	0	0	0	0	0	0	0
Travel	0	0	0	0	0	0	0	0	0
Other services	0	13	-13	0	14	-14	0	18	-18
Communications services	0	0	0	0	0	0	0	0	0
Construction services	0	0	0	0	0	0	0	0	0
Insurance services	0	0	0	0	0	0	0	0	0
Financial services	0	0	0	0	0	0	0	1	-1
Computer and information services	0	2	-2	0	2	-2	0	3	-3
Royalties and licence fees	0	0	0	0	0	0	0	0	0
Other business services	0	6	-6	0	7	-7	0	9	-9
Personal, cultural and recreational	0	0	0	0	0	0	0	0	0
Government services, n i e	0	5	-5	0	5	-5	0	5	-5
Services not allocated	0	0	0	0	0	0	0	0	0
INCOME	27	319	-291	31	432	-401	30	438	-407
Compensation of employees	0	1	-1	0	1	-1	0	1	-1
Investment Income	27	318	-291	31	431	-400	30	437	-407
CURRENT TRANSFERS	23	13	10	25	13	13	26	12	13
CURRENT ACCOUNT	50	345	-295	56	459	-403	56	468	-412
CURRENT + CAPITAL ACCOUNT	:	:	:	:	:	:	:	:	:

20.7.

Reporter: European Union Institutions
Partner: Other European Countries

(Mio ECU)

	1992			1993			1994		
	Credit	Debit	Net	Credit	Debit	Net	Credit	Debit	Net
GOODS	0	1	-1	0	1	-1	0	1	-1
SERVICES	0	10	-10	0	11	-11	0	12	-12
Transportation	0	0	0	0	0	0	0	0	0
Sea transport	0	0	0	0	0	0	0	0	0
Air transport	0	0	0	0	0	0	0	0	0
Other transportation	0	0	0	0	0	0	0	0	0
Travel	0	0	0	0	0	0	0	0	0
Other services	0	10	-10	0	11	-11	0	12	-12
Communications services	0	1	-1	0	1	-1	0	1	-1
Construction services	0	0	0	0	0	0	0	0	0
Insurance services	0	0	0	0	0	0	0	0	0
Financial services	0	0	0	0	0	0	0	0	0
Computer and information services	0	0	0	0	0	0	0	1	-1
Royalties and licence fees	0	0	0	0	0	0	0	0	0
Other business services	0	1	-1	0	2	-2	0	2	-2
Personal, cultural and recreational	0	0	0	0	0	0	0	0	0
Government services, n i e	0	8	-8	0	8	-8	0	8	-8
Services not allocated	0	0	0	0	0	0	0	0	0
INCOME	244	0	244	274	0	274	271	0	271
Compensation of employees	0	0	0	0	0	0	0	0	0
Investment Income	244	0	244	274	0	274	271	0	271
CURRENT TRANSFERS	0	1 086	-1 086	0	1 064	-1 064	0	1 040	-1 039
CURRENT ACCOUNT	244	1 097	-853	274	1 076	-802	271	1 052	-781
CURRENT + CAPITAL ACCOUNT	:	:	:	:	:	:	:	:	:

20.8.

Reporter: European Union Institutions
Partner: Czech Republic

(Mio ECU)

	1992			1993			1994		
	Credit	Debit	Net	Credit	Debit	Net	Credit	Debit	Net
GOODS	0	0	0	0	0	0	0	0	0
SERVICES	0	1	-1	0	1	-1	0	1	-1
Transportation	0	0	0	0	0	0	0	0	0
Sea transport	0	0	0	0	0	0	0	0	0
Air transport	0	0	0	0	0	0	0	0	0
Other transportation	0	0	0	0	0	0	0	0	0
Travel	0	0	0	0	0	0	0	0	0
Other services	0	1	-1	0	1	-1	0	1	-1
Communications services	0	0	0	0	0	0	0	0	0
Construction services	0	0	0	0	0	0	0	0	0
Insurance services	0	0	0	0	0	0	0	0	0
Financial services	0	0	0	0	0	0	0	0	0
Computer and information services	0	0	0	0	0	0	0	0	0
Royalties and licence fees	0	0	0	0	0	0	0	0	0
Other business services	0	0	0	0	0	0	0	0	0
Personal, cultural and recreational	0	0	0	0	0	0	0	0	0
Government services, n i e	0	1	-1	0	1	-1	0	1	-1
Services not allocated	0	0	0	0	0	0	0	0	0
INCOME	26	0	26	30	0	30	29	0	29
Compensation of employees	0	0	0	0	0	0	0	0	0
Investment Income	26	0	26	30	0	30	29	0	29
CURRENT TRANSFERS	0	26	-26	0	26	-26	0	25	-25
CURRENT ACCOUNT	26	27	-1	30	27	3	29	26	3
CURRENT + CAPITAL ACCOUNT	:	:	:	:	:	:	:	:	:

20.9.
Reporter: European Union Institutions
Partner: Hungary

(Mio ECU)

	1992			1993			1994		
	Credit	Debit	Net	Credit	Debit	Net	Credit	Debit	Net
GOODS	0	0	0	0	0	0	0	0	0
SERVICES	0	1	-1	0	1	-1	0	2	-2
Transportation	0	0	0	0	0	0	0	0	0
Sea transport	0	0	0	0	0	0	0	0	0
Air transport	0	0	0	0	0	0	0	0	0
Other transportation	0	0	0	0	0	0	0	0	0
Travel	0	0	0	0	0	0	0	0	0
Other services	0	1	-1	0	1	-1	0	2	-2
Communications services	0	0	0	0	0	0	0	0	0
Construction services	0	0	0	0	0	0	0	0	0
Insurance services	0	0	0	0	0	0	0	0	0
Financial services	0	0	0	0	0	0	0	0	0
Computer and information services	0	0	0	0	0	0	0	0	0
Royalties and licence fees	0	0	0	0	0	0	0	0	0
Other business services	0	0	0	0	0	0	0	1	-1
Personal, cultural and recreational	0	0	0	0	0	0	0	0	0
Government services, n i e	0	1	-1	0	1	-1	0	1	-1
Services not allocated	0	0	0	0	0	0	0	0	0
INCOME	61	0	61	68	0	68	67	0	67
Compensation of employees	0	0	0	0	0	0	0	0	0
Investment Income	61	0	61	68	0	68	67	0	67
CURRENT TRANSFERS	0	124	-124	0	122	-122	0	119	-119
CURRENT ACCOUNT	61	126	-65	68	123	-55	67	121	-53
CURRENT + CAPITAL ACCOUNT	:	:	:	:	:	:	:	:	:

20.10.
Reporter: European Union Institutions
Partner: Poland

(Mio ECU)

	1992			1993			1994		
	Credit	Debit	Net	Credit	Debit	Net	Credit	Debit	Net
GOODS	0	0	0	0	0	0	0	0	0
SERVICES	0	1	-1	0	1	-1	0	1	-1
Transportation	0	0	0	0	0	0	0	0	0
Sea transport	0	0	0	0	0	0	0	0	0
Air transport	0	0	0	0	0	0	0	0	0
Other transportation	0	0	0	0	0	0	0	0	0
Travel	0	0	0	0	0	0	0	0	0
Other services	0	1	-1	0	1	-1	0	1	-1
Communications services	0	0	0	0	0	0	0	0	0
Construction services	0	0	0	0	0	0	0	0	0
Insurance services	0	0	0	0	0	0	0	0	0
Financial services	0	0	0	0	0	0	0	0	0
Computer and information services	0	0	0	0	0	0	0	0	0
Royalties and licence fees	0	0	0	0	0	0	0	0	0
Other business services	0	0	0	0	0	0	0	0	0
Personal, cultural and recreational	0	0	0	0	0	0	0	0	0
Government services, n i e	0	1	-1	0	1	-1	0	1	-1
Services not allocated	0	0	0	0	0	0	0	0	0
INCOME	16	0	16	19	0	18	18	0	18
Compensation of employees	0	0	0	0	0	0	0	0	0
Investment Income	16	0	16	19	0	19	18	0	18
CURRENT TRANSFERS	0	225	-225	0	220	-220	0	215	-215
CURRENT ACCOUNT	16	226	-209	19	222	-203	18	217	-198
CURRENT + CAPITAL ACCOUNT	:	:	:	:	:	:	:	:	:

20.11.
Reporter: European Union Institutions
Partner: Russia

(Mio ECU)

	1992			1993			1994		
	Credit	Debit	Net	Credit	Debit	Net	Credit	Debit	Net
GOODS	0	0	0	0	0	0	0	0	0
SERVICES	0	2	-2	0	2	-2	0	2	-2
Transportation	0	0	0	0	0	0	0	0	0
Sea transport	0	0	0	0	0	0	0	0	0
Air transport	0	0	0	0	0	0	0	0	0
Other transportation	0	0	0	0	0	0	0	0	0
Travel	0	0	0	0	0	0	0	0	0
Other services	0	2	-2	0	2	-2	0	2	-2
Communications services	0	0	0	0	0	0	0	0	0
Construction services	0	0	0	0	0	0	0	0	0
Insurance services	0	0	0	0	0	0	0	0	0
Financial services	0	0	0	0	0	0	0	0	0
Computer and information services	0	0	0	0	0	0	0	0	0
Royalties and licence fees	0	0	0	0	0	0	0	0	0
Other business services	0	0	0	0	0	0	0	0	0
Personal, cultural and recreational	0	0	0	0	0	0	0	0	0
Government services, n i e	0	2	-2	0	2	-2	0	2	-2
Services not allocated	0	0	0	0	0	0	0	0	0
INCOME	41	0	41	46	0	46	46	0	46
Compensation of employees	0	0	0	0	0	0	0	0	0
Investment Income	41	0	41	46	0	46	46	0	46
CURRENT TRANSFERS	0	79	-79	0	77	-77	0	76	-76
CURRENT ACCOUNT	41	81	-40	46	79	-33	46	78	-32
CURRENT + CAPITAL ACCOUNT	:	:	:	:	:	:	:	:	:

20.12.
Reporter: European Union Institutions
Partner: Turkey

(Mio ECU)

	1992			1993			1994		
	Credit	Debit	Net	Credit	Debit	Net	Credit	Debit	Net
GOODS	0	0	0	0	0	0	0	0	0
SERVICES	0	1	-1	0	1	-1	0	1	-1
Transportation	0	0	0	0	0	0	0	0	0
Sea transport	0	0	0	0	0	0	0	0	0
Air transport	0	0	0	0	0	0	0	0	0
Other transportation	0	0	0	0	0	0	0	0	0
Travel	0	0	0	0	0	0	0	0	0
Other services	0	1	-1	0	1	-1	0	1	-1
Communications services	0	0	0	0	0	0	0	0	0
Construction services	0	0	0	0	0	0	0	0	0
Insurance services	0	0	0	0	0	0	0	0	0
Financial services	0	0	0	0	0	0	0	0	0
Computer and information services	0	0	0	0	0	0	0	0	0
Royalties and licence fees	0	0	0	0	0	0	0	0	0
Other business services	0	0	0	0	0	0	0	0	0
Personal, cultural and recreational	0	0	0	0	0	0	0	0	0
Government services, n i e	0	1	-1	0	1	-1	0	1	-1
Services not allocated	0	0	0	0	0	0	0	0	0
INCOME	0	0	0	1	0	1	1	0	0
Compensation of employees	0	0	0	0	0	0	0	0	0
Investment Income	0	0	0	1	0	1	1	0	1
CURRENT TRANSFERS	0	5	-5	0	5	-5	0	5	-5
CURRENT ACCOUNT	0	6	-6	1	6	-6	1	6	-6
CURRENT + CAPITAL ACCOUNT	:	:	:	:	:	:	:	:	:

20.13.
Reporter: European Union Institutions
Partner: Africa

(Mio ECU)

	1992			1993			1994		
	Credit	Debit	Net	Credit	Debit	Net	Credit	Debit	Net
GOODS	0	5	-5	0	4	-4	0	5	-5
SERVICES	0	21	-21	0	22	-22	0	23	-23
Transportation	0	0	0	0	0	0	0	0	0
Sea transport	0	0	0	0	0	0	0	0	0
Air transport	0	0	0	0	0	0	0	0	0
Other transportation	0	0	0	0	0	0	0	0	0
Travel	0	1	-1	0	1	-1	0	1	-1
Other services	0	20	-20	0	20	-20	0	22	-22
Communications services	0	2	-2	0	2	-2	0	2	-2
Construction services	0	0	0	0	0	0	0	0	0
Insurance services	0	0	0	0	0	0	0	0	0
Financial services	0	0	0	0	0	0	0	0	0
Computer and information services	0	0	0	0	0	0	0	1	-1
Royalties and licence fees	0	0	0	0	0	0	0	0	0
Other business services	0	0	0	0	0	0	0	1	-1
Personal, cultural and recreational	0	0	0	0	0	0	0	0	0
Government services, n i e	0	18	-18	0	18	-18	0	18	-18
Services not allocated	0	0	0	0	0	0	0	0	0
INCOME	138	1	137	155	1	154	153	1	152
Compensation of employees	0	1	-1	0	1	-1	0	1	-1
Investment Income	138	0	138	155	0	155	153	0	153
CURRENT TRANSFERS	0	1 878	-1 878	0	1 841	-1 841	0	1 798	-1 798
CURRENT ACCOUNT	138	1 905	-1 767	155	1 868	-1 714	153	1 827	-1 675
CURRENT + CAPITAL ACCOUNT	:	:	:	:	:	:	:	:	:

20.14.
Reporter: European Union Institutions
Partner: North African Countries

(Mio ECU)

	1992			1993			1994		
	Credit	Debit	Net	Credit	Debit	Net	Credit	Debit	Net
GOODS	0	0	0	0	0	0	0	0	0
SERVICES	0	2	-2	0	2	-2	0	3	-3
Transportation	0	0	0	0	0	0	0	0	0
Sea transport	0	0	0	0	0	0	0	0	0
Air transport	0	0	0	0	0	0	0	0	0
Other transportation	0	0	0	0	0	0	0	0	0
Travel	0	0	0	0	0	0	0	0	0
Other services	0	2	-2	0	2	-2	0	2	-2
Communications services	0	0	0	0	0	0	0	0	0
Construction services	0	0	0	0	0	0	0	0	0
Insurance services	0	0	0	0	0	0	0	0	0
Financial services	0	0	0	0	0	0	0	0	0
Computer and information services	0	0	0	0	0	0	0	0	0
Royalties and licence fees	0	0	0	0	0	0	0	0	0
Other business services	0	0	0	0	0	0	0	0	0
Personal, cultural and recreational	0	0	0	0	0	0	0	0	0
Government services, n i e	0	2	-2	0	2	-2	0	2	-2
Services not allocated	0	0	0	0	0	0	0	0	0
INCOME	87	0	87	98	0	98	97	0	97
Compensation of employees	0	0	0	0	0	0	0	0	0
Investment Income	87	0	87	98	0	98	97	0	97
CURRENT TRANSFERS	0	279	-279	0	273	-273	0	267	-267
CURRENT ACCOUNT	87	281	-194	98	276	-178	97	270	-173
CURRENT + CAPITAL ACCOUNT	:	:	:	:	:	:	:	:	:

20.15.

Reporter: European Union Institutions

Partner: Morocco

(Mio ECU)

	1992			1993			1994		
	Credit	Debit	Net	Credit	Debit	Net	Credit	Debit	Net
GOODS	0	0	0	0	0	0	0	0	0
SERVICES	0	1	-1	0	1	-1	0	1	-1
Transportation	0	0	0	0	0	0	0	0	0
Sea transport	0	0	0	0	0	0	0	0	0
Air transport	0	0	0	0	0	0	0	0	0
Other transportation	0	0	0	0	0	0	0	0	0
Travel	0	0	0	0	0	0	0	0	0
Other services	0	0	0	0	1	-1	0	1	-1
Communications services	0	0	0	0	0	0	0	0	0
Construction services	0	0	0	0	0	0	0	0	0
Insurance services	0	0	0	0	0	0	0	0	0
Financial services	0	0	0	0	0	0	0	0	0
Computer and information services	0	0	0	0	0	0	0	0	0
Royalties and licence fees	0	0	0	0	0	0	0	0	0
Other business services	0	0	0	0	0	0	0	0	0
Personal, cultural and recreational	0	0	0	0	0	0	0	0	0
Government services, n i e	0	0	0	0	1	-1	0	1	-1
Services not allocated	0	0	0	0	0	0	0	0	0
INCOME	16	0	16	18	0	18	18	0	18
Compensation of employees	0	0	0	0	0	0	0	0	0
Investment Income	16	0	16	18	0	18	18	0	18
CURRENT TRANSFERS	0	140	-140	0	138	-138	0	134	-134
CURRENT ACCOUNT	16	141	-125	18	138	-120	18	135	-117
CURRENT + CAPITAL ACCOUNT	:	:	:	:	:	:	:	:	:

20.16.

Reporter: European Union Institutions

Partner: Other African Countries

(Mio ECU)

	1992			1993			1994		
	Credit	Debit	Net	Credit	Debit	Net	Credit	Debit	Net
GOODS	0	5	-5	0	4	-4	0	5	-5
SERVICES	0	19	-19	0	19	-19	0	21	-21
Transportation	0	0	0	0	0	0	0	0	0
Sea transport	0	0	0	0	0	0	0	0	0
Air transport	0	0	0	0	0	0	0	0	0
Other transportation	0	0	0	0	0	0	0	0	0
Travel	0	1	-1	0	1	-1	0	1	-1
Other services	0	18	-18	0	18	-18	0	20	-20
Communications services	0	2	-2	0	2	-2	0	2	-2
Construction services	0	0	0	0	0	0	0	0	0
Insurance services	0	0	0	0	0	0	0	0	0
Financial services	0	0	0	0	0	0	0	0	0
Computer and information services	0	0	0	0	0	0	0	1	-1
Royalties and licence fees	0	0	0	0	0	0	0	0	0
Other business services	0	0	0	0	0	0	0	1	-1
Personal, cultural and recreational	0	0	0	0	0	0	0	0	0
Government services, n i e	0	16	-16	0	16	-16	0	16	-16
Services not allocated	0	0	0	0	0	0	0	0	0
INCOME	51	1	50	57	1	56	56	1	56
Compensation of employees	0	1	-1	0	1	-1	0	1	-1
Investment Income	51	0	51	57	0	57	56	0	56
CURRENT TRANSFERS	0	1 600	-1 600	0	1 568	-1 568	0	1 531	-1 531
CURRENT ACCOUNT	51	1 623	-1 573	57	1 592	-1 535	56	1 558	-1 501
CURRENT + CAPITAL ACCOUNT	:	:	:	:	:	:	:	:	:

20.17.
Reporter: European Union Institutions
Partner: America

	<i>(Mio ECU)</i>								
	1992			1993			1994		
	Credit	Debit	Net	Credit	Debit	Net	Credit	Debit	Net
GOODS	0	2	-2	0	2	-2	0	2	-2
SERVICES	1	23	-22	1	24	-24	0	27	-27
Transportation	0	0	0	0	0	0	0	0	0
Sea transport	0	0	0	0	0	0	0	0	0
Air transport	0	0	0	0	0	0	0	0	0
Other transportation	0	0	0	0	0	0	0	0	0
Travel	0	0	0	0	1	-1	0	1	-1
Other services	1	23	-22	1	23	-22	0	26	-26
Communications services	0	1	-1	0	1	-1	0	1	-1
Construction services	0	0	0	0	0	0	0	0	0
Insurance services	0	0	0	0	0	0	0	0	0
Financial services	0	1	-1	0	1	-1	0	1	-1
Computer and information services	1	2	-1	1	2	-1	0	3	-3
Royalties and licence fees	0	0	0	0	0	0	0	0	0
Other business services	0	1	-1	0	1	-1	0	2	-2
Personal, cultural and recreational	0	0	0	0	0	0	0	0	0
Government services, n i e	0	18	-18	0	18	-18	0	19	-19
Services not allocated	0	0	0	0	0	0	0	0	0
INCOME	51	458	-406	58	620	-562	57	629	-572
Compensation of employees	0	1	-1	0	1	-1	0	1	-1
Investment Income	51	457	-406	58	619	-562	57	628	-571
CURRENT TRANSFERS	0	276	-276	0	270	-270	0	264	-264
CURRENT ACCOUNT	52	758	-706	59	917	-858	57	922	-865
CURRENT + CAPITAL ACCOUNT	:	:	:	:	:	:	:	:	:

20.18.
Reporter: European Union Institutions
Partner: Canada

	<i>(Mio ECU)</i>								
	1992			1993			1994		
	Credit	Debit	Net	Credit	Debit	Net	Credit	Debit	Net
GOODS	0	0	0	0	0	0	0	0	0
SERVICES	0	1	-1	0	1	-1	0	1	-1
Transportation	0	0	0	0	0	0	0	0	0
Sea transport	0	0	0	0	0	0	0	0	0
Air transport	0	0	0	0	0	0	0	0	0
Other transportation	0	0	0	0	0	0	0	0	0
Travel	0	0	0	0	0	0	0	0	0
Other services	0	1	-1	0	1	-1	0	1	-1
Communications services	0	0	0	0	0	0	0	0	0
Construction services	0	0	0	0	0	0	0	0	0
Insurance services	0	0	0	0	0	0	0	0	0
Financial services	0	0	0	0	0	0	0	0	0
Computer and information services	0	0	0	0	0	0	0	0	0
Royalties and licence fees	0	0	0	0	0	0	0	0	0
Other business services	0	0	0	0	0	0	0	0	0
Personal, cultural and recreational	0	0	0	0	0	0	0	0	0
Government services, n i e	0	1	-1	0	1	-1	0	1	-1
Services not allocated	0	0	0	0	0	0	0	0	0
INCOME	3	40	-37	3	54	-51	3	55	-51
Compensation of employees	0	0	0	0	0	0	0	0	0
Investment Income	3	40	-37	3	54	-51	3	55	-51
CURRENT TRANSFERS	0	0	0	0	0	0	0	0	0
CURRENT ACCOUNT	3	41	-38	3	55	-52	3	56	-53
CURRENT + CAPITAL ACCOUNT	:	:	:	:	:	:	:	:	:

20.19.
Reporter: European Union Institutions
Partner: USA

(Mio ECU)

	1992			1993			1994		
	Credit	Debit	Net	Credit	Debit	Net	Credit	Debit	Net
GOODS	0	1	-1	0	1	-1	0	1	-1
SERVICES	0	10	-10	0	11	-11	0	13	-13
Transportation	0	0	0	0	0	0	0	0	0
Sea transport	0	0	0	0	0	0	0	0	0
Air transport	0	0	0	0	0	0	0	0	0
Other transportation	0	0	0	0	0	0	0	0	0
Travel	0	0	0	0	0	0	0	0	0
Other services	0	9	-9	0	10	-10	0	12	-12
Communications services	0	0	0	0	0	0	0	0	0
Construction services	0	0	0	0	0	0	0	0	0
Insurance services	0	0	0	0	0	0	0	0	0
Financial services	0	0	0	0	1	-1	0	1	-1
Computer and information services	0	1	-1	0	1	-1	0	2	-2
Royalties and licence fees	0	0	0	0	0	0	0	0	0
Other business services	0	1	-1	0	1	-1	0	2	-2
Personal, cultural and recreational	0	0	0	0	0	0	0	0	0
Government services, n i e	0	7	-7	0	7	-7	0	7	-7
Services not allocated	0	0	0	0	0	0	0	0	0
INCOME	35	418	-383	39	566	-527	39	574	-535
Compensation of employees	0	1	-1	0	1	-1	0	1	-1
Investment Income	35	417	-382	39	565	-526	39	573	-535
CURRENT TRANSFERS	0	6	-6	0	6	-6	0	5	-5
CURRENT ACCOUNT	35	434	-399	39	583	-544	39	593	-554
CURRENT + CAPITAL ACCOUNT	:	:	:	:	:	:	:	:	:

20.20.
Reporter: European Union Institutions
Partner: Central American Countries

(Mio ECU)

	1992			1993			1994		
	Credit	Debit	Net	Credit	Debit	Net	Credit	Debit	Net
GOODS	0	0	0	0	0	0	0	0	0
SERVICES	0	4	-4	0	5	-5	0	5	-5
Transportation	0	0	0	0	0	0	0	0	0
Sea transport	0	0	0	0	0	0	0	0	0
Air transport	0	0	0	0	0	0	0	0	0
Other transportation	0	0	0	0	0	0	0	0	0
Travel	0	0	0	0	0	0	0	0	0
Other services	0	4	-4	0	4	-4	0	4	-4
Communications services	0	0	0	0	0	0	0	0	0
Construction services	0	0	0	0	0	0	0	0	0
Insurance services	0	0	0	0	0	0	0	0	0
Financial services	0	0	0	0	0	0	0	0	0
Computer and information services	0	0	0	0	0	0	0	0	0
Royalties and licence fees	0	0	0	0	0	0	0	0	0
Other business services	0	0	0	0	0	0	0	0	0
Personal, cultural and recreational	0	0	0	0	0	0	0	0	0
Government services, n i e	0	4	-4	0	4	-4	0	4	-4
Services not allocated	0	0	0	0	0	0	0	0	0
INCOME	10	0	10	11	0	11	11	0	11
Compensation of employees	0	0	0	0	0	0	0	0	0
Investment Income	10	0	10	11	0	11	11	0	11
CURRENT TRANSFERS	0	115	-115	0	113	-113	0	111	-110
CURRENT ACCOUNT	10	120	-110	11	118	-107	11	116	-105
CURRENT + CAPITAL ACCOUNT	:	:	:	:	:	:	:	:	:

20.21.
Reporter: European Union Institutions
Partner: South American Countries

(Mio ECU)

	1992			1993			1994		
	Credit	Debit	Net	Credit	Debit	Net	Credit	Debit	Net
GOODS	0	1	-1	0	1	-1	0	1	-1
SERVICES	1	8	-7	1	8	-7	0	8	-8
Transportation	0	0	0	0	0	0	0	0	0
Sea transport	0	0	0	0	0	0	0	0	0
Air transport	0	0	0	0	0	0	0	0	0
Other transportation	0	0	0	0	0	0	0	0	0
Travel	0	0	0	0	0	0	0	0	0
Other services	1	7	-7	1	7	-7	0	8	-7
Communications services	0	0	0	0	0	0	0	0	0
Construction services	0	0	0	0	0	0	0	0	0
Insurance services	0	0	0	0	0	0	0	0	0
Financial services	0	0	0	0	0	0	0	0	0
Computer and information services	1	0	0	1	0	0	0	1	0
Royalties and licence fees	0	0	0	0	0	0	0	0	0
Other business services	0	0	0	0	0	0	0	0	0
Personal, cultural and recreational	0	0	0	0	0	0	0	0	0
Government services, n i e	0	7	-7	0	7	-7	0	7	-7
Services not allocated	0	0	0	0	0	0	0	0	0
INCOME	4	0	4	4	0	4	4	0	4
Compensation of employees	0	0	0	0	0	0	0	0	0
Investment Income	4	0	4	4	0	4	4	0	4
CURRENT TRANSFERS	0	154	-154	0	151	-151	0	148	-148
CURRENT ACCOUNT	4	163	-158	5	160	-155	4	157	-153
CURRENT + CAPITAL ACCOUNT	:	:	:	:	:	:	:	:	:

20.22.
Reporter: European Union Institutions
Partner: Argentina

(Mio ECU)

	1992			1993			1994		
	Credit	Debit	Net	Credit	Debit	Net	Credit	Debit	Net
GOODS	0	0	0	0	0	0	0	0	0
SERVICES	0	1	-1	0	1	-1	0	1	-1
Transportation	0	0	0	0	0	0	0	0	0
Sea transport	0	0	0	0	0	0	0	0	0
Air transport	0	0	0	0	0	0	0	0	0
Other transportation	0	0	0	0	0	0	0	0	0
Travel	0	0	0	0	0	0	0	0	0
Other services	0	1	-1	0	1	-1	0	1	-1
Communications services	0	0	0	0	0	0	0	0	0
Construction services	0	0	0	0	0	0	0	0	0
Insurance services	0	0	0	0	0	0	0	0	0
Financial services	0	0	0	0	0	0	0	0	0
Computer and information services	0	0	0	0	0	0	0	0	0
Royalties and licence fees	0	0	0	0	0	0	0	0	0
Other business services	0	0	0	0	0	0	0	0	0
Personal, cultural and recreational	0	0	0	0	0	0	0	0	0
Government services, n i e	0	1	-1	0	1	-1	0	1	-1
Services not allocated	0	0	0	0	0	0	0	0	0
INCOME	3	0	3	4	0	4	4	0	4
Compensation of employees	0	0	0	0	0	0	0	0	0
Investment Income	3	0	3	4	0	4	4	0	4
CURRENT TRANSFERS	0	10	-10	0	10	-10	0	10	-10
CURRENT ACCOUNT	3	11	-8	4	11	-7	4	11	-7
CURRENT + CAPITAL ACCOUNT	:	:	:	:	:	:	:	:	:

20.23.

Reporter: European Union Institutions

Partner: Brazil

(Mio ECU)

	1992			1993			1994		
	Credit	Debit	Net	Credit	Debit	Net	Credit	Debit	Net
GOODS	0	0	0	0	0	0	0	0	0
SERVICES	0	2	-2	0	2	-2	0	2	-2
Transportation	0	0	0	0	0	0	0	0	0
Sea transport	0	0	0	0	0	0	0	0	0
Air transport	0	0	0	0	0	0	0	0	0
Other transportation	0	0	0	0	0	0	0	0	0
Travel	0	0	0	0	0	0	0	0	0
Other services	0	2	-2	0	2	-2	0	2	-2
Communications services	0	0	0	0	0	0	0	0	0
Construction services	0	0	0	0	0	0	0	0	0
Insurance services	0	0	0	0	0	0	0	0	0
Financial services	0	0	0	0	0	0	0	0	0
Computer and information services	0	0	0	0	0	0	0	0	0
Royalties and licence fees	0	0	0	0	0	0	0	0	0
Other business services	0	0	0	0	0	0	0	0	0
Personal, cultural and recreational	0	0	0	0	0	0	0	0	0
Government services, n i e	0	2	-2	0	2	-2	0	2	-2
Services not allocated	0	0	0	0	0	0	0	0	0
INCOME	0	0	0	0	0	0	0	0	0
Compensation of employees	0	0	0	0	0	0	0	0	0
Investment Income	0	0	0	0	0	0	0	0	0
CURRENT TRANSFERS	0	22	-22	0	22	-22	0	22	-22
CURRENT ACCOUNT	0	24	-24	0	24	-24	0	24	-24
CURRENT + CAPITAL ACCOUNT	:	:	:	:	:	:	:	:	:

20.24.

Reporter: European Union Institutions

Partner: Asia

(Mio ECU)

	1992			1993			1994		
	Credit	Debit	Net	Credit	Debit	Net	Credit	Debit	Net
GOODS	0	1	-1	0	1	-1	0	1	-1
SERVICES	0	20	-20	0	22	-22	0	26	-26
Transportation	0	0	0	0	0	0	0	0	0
Sea transport	0	0	0	0	0	0	0	0	0
Air transport	0	0	0	0	0	0	0	0	0
Other transportation	0	0	0	0	0	0	0	0	0
Travel	0	0	0	0	1	-1	0	1	-1
Other services	0	19	-19	0	22	-22	0	24	-24
Communications services	0	1	-1	0	1	-1	0	1	-1
Construction services	0	0	0	0	0	0	0	0	0
Insurance services	0	0	0	0	0	0	0	0	0
Financial services	0	0	0	0	1	-1	0	1	-1
Computer and information services	0	2	-2	0	3	-3	0	4	-4
Royalties and licence fees	0	0	0	0	0	0	0	0	0
Other business services	0	2	-2	0	3	-3	0	4	-4
Personal, cultural and recreational	0	0	0	0	0	0	0	0	0
Government services, n i e	0	14	-14	0	14	-14	0	14	-14
Services not allocated	0	0	0	0	0	0	0	0	0
INCOME	45	215	-170	51	292	-241	50	296	-245
Compensation of employees	0	1	-1	0	1	-1	0	1	-1
Investment Income	45	215	-169	51	291	-240	50	295	-245
CURRENT TRANSFERS	0	530	-529	0	519	-519	0	507	-507
CURRENT ACCOUNT	45	766	-721	51	834	-783	50	830	-779
CURRENT + CAPITAL ACCOUNT	:	:	:	:	:	:	:	:	:

20.25.
**Reporter: European Union Institutions
Partner: Near and Middle East Countries**

(Mio ECU)

	1992			1993			1994		
	Credit	Debit	Net	Credit	Debit	Net	Credit	Debit	Net
GOODS	0	0	0	0	0	0	0	0	0
SERVICES	0	3	-3	0	3	-3	0	4	-4
Transportation	0	0	0	0	0	0	0	0	0
Sea transport	0	0	0	0	0	0	0	0	0
Air transport	0	0	0	0	0	0	0	0	0
Other transportation	0	0	0	0	0	0	0	0	0
Travel	0	0	0	0	0	0	0	0	0
Other services	0	3	-3	0	3	-3	0	4	-4
Communications services	0	0	0	0	0	0	0	0	0
Construction services	0	0	0	0	0	0	0	0	0
Insurance services	0	0	0	0	0	0	0	0	0
Financial services	0	0	0	0	0	0	0	0	0
Computer and information services	0	0	0	0	0	0	0	1	-1
Royalties and licence fees	0	0	0	0	0	0	0	0	0
Other business services	0	1	-1	0	1	-1	0	1	-1
Personal, cultural and recreational	0	0	0	0	0	0	0	0	0
Government services, n i e	0	2	-2	0	2	-2	0	2	-2
Services not allocated	0	0	0	0	0	0	0	0	0
INCOME	24	0	24	27	0	27	26	0	26
Compensation of employees	0	0	0	0	0	0	0	0	0
Investment Income	24	0	24	27	0	27	26	0	26
CURRENT TRANSFERS	0	165	-165	0	162	-162	0	158	-158
CURRENT ACCOUNT	24	168	-145	27	165	-139	26	162	-136
CURRENT + CAPITAL ACCOUNT	:	:	:	:	:	:	:	:	:

20.26.
**Reporter: European Union Institutions
Partner: Other Near and Middle East Countries**

(Mio ECU)

	1992			1993			1994		
	Credit	Debit	Net	Credit	Debit	Net	Credit	Debit	Net
GOODS	0	0	0	0	0	0	0	0	0
SERVICES	0	1	-1	0	1	-1	0	1	-1
Transportation	0	0	0	0	0	0	0	0	0
Sea transport	0	0	0	0	0	0	0	0	0
Air transport	0	0	0	0	0	0	0	0	0
Other transportation	0	0	0	0	0	0	0	0	0
Travel	0	0	0	0	0	0	0	0	0
Other services	0	1	-1	0	1	-1	0	1	-1
Communications services	0	0	0	0	0	0	0	0	0
Construction services	0	0	0	0	0	0	0	0	0
Insurance services	0	0	0	0	0	0	0	0	0
Financial services	0	0	0	0	0	0	0	0	0
Computer and information services	0	0	0	0	0	0	0	0	0
Royalties and licence fees	0	0	0	0	0	0	0	0	0
Other business services	0	0	0	0	0	0	0	0	0
Personal, cultural and recreational	0	0	0	0	0	0	0	0	0
Government services, n i e	0	1	-1	0	1	-1	0	1	-1
Services not allocated	0	0	0	0	0	0	0	0	0
INCOME	12	0	12	13	0	13	13	0	13
Compensation of employees	0	0	0	0	0	0	0	0	0
Investment Income	12	0	12	13	0	13	13	0	13
CURRENT TRANSFERS	0	130	-130	0	127	-127	0	124	-124
CURRENT ACCOUNT	12	131	-119	13	128	-115	13	126	-112
CURRENT + CAPITAL ACCOUNT	:	:	:	:	:	:	:	:	:

20.27.

Reporter: European Union Institutions
Partner: Other Asian Countries

(Mio ECU)

	1992			1993			1994		
	Credit	Debit	Net	Credit	Debit	Net	Credit	Debit	Net
GOODS	0	1	-1	0	1	-1	0	1	-1
SERVICES	0	17	-17	0	18	-18	0	22	-22
Transportation	0	0	0	0	0	0	0	0	0
Sea transport	0	0	0	0	0	0	0	0	0
Air transport	0	0	0	0	0	0	0	0	0
Other transportation	0	0	0	0	0	0	0	0	0
Travel	0	0	0	0	0	0	0	1	-1
Other services	0	17	-17	0	18	-18	0	21	-21
Communications services	0	1	-1	0	1	-1	0	1	-1
Construction services	0	0	0	0	0	0	0	0	0
Insurance services	0	0	0	0	0	0	0	0	0
Financial services	0	0	0	0	1	-1	0	1	-1
Computer and information services	0	2	-2	0	2	-2	0	4	-4
Royalties and licence fees	0	0	0	0	0	0	0	0	0
Other business services	0	2	-2	0	2	-2	0	3	-3
Personal, cultural and recreational	0	0	0	0	0	0	0	0	0
Government services, n i e	0	12	-12	0	12	-12	0	12	-12
Services not allocated	0	0	0	0	0	0	0	0	0
INCOME	22	215	-194	24	292	-267	24	296	-272
Compensation of employees	0	0	0	0	1	-1	0	0	0
Investment Income	22	215	-193	24	291	-267	24	295	-271
CURRENT TRANSFERS	0	365	-364	0	357	-357	0	349	-349
CURRENT ACCOUNT	22	598	-576	24	668	-644	24	667	-643
CURRENT + CAPITAL ACCOUNT	:	:	:	:	:	:	:	:	:

20.28.

Reporter: European Union Institutions
Partner: China

(Mio ECU)

	1992			1993			1994		
	Credit	Debit	Net	Credit	Debit	Net	Credit	Debit	Net
GOODS	0	0	0	0	0	0	0	0	0
SERVICES	0	1	-1	0	1	-1	0	1	-1
Transportation	0	0	0	0	0	0	0	0	0
Sea transport	0	0	0	0	0	0	0	0	0
Air transport	0	0	0	0	0	0	0	0	0
Other transportation	0	0	0	0	0	0	0	0	0
Travel	0	0	0	0	0	0	0	0	0
Other services	0	1	-1	0	1	-1	0	2	-2
Communications services	0	0	0	0	0	0	0	0	0
Construction services	0	0	0	0	0	0	0	0	0
Insurance services	0	0	0	0	0	0	0	0	0
Financial services	0	0	0	0	0	0	0	0	0
Computer and information services	0	0	0	0	0	0	0	1	-1
Royalties and licence fees	0	0	0	0	0	0	0	0	0
Other business services	0	0	0	0	0	0	0	0	0
Personal, cultural and recreational	0	0	0	0	0	0	0	0	0
Government services, n i e	0	1	-1	0	1	-1	0	1	-1
Services not allocated	0	0	0	0	0	0	0	0	0
INCOME	0	0	0	0	0	0	0	0	0
Compensation of employees	0	0	0	0	0	0	0	0	0
Investment Income	0	0	0	0	0	0	0	0	0
CURRENT TRANSFERS	0	15	-15	0	14	-14	0	14	-14
CURRENT ACCOUNT	0	16	-16	0	15	-15	0	15	-15
CURRENT + CAPITAL ACCOUNT	:	:	:	:	:	:	:	:	:

20.29.
Reporter: European Union Institutions
Partner: India

(Mio ECU)

	1992			1993			1994		
	Credit	Debit	Net	Credit	Debit	Net	Credit	Debit	Net
GOODS	0	0	0	0	0	0	0	0	0
SERVICES	0	1	-1	0	1	-1	0	1	-1
Transportation	0	0	0	0	0	0	0	0	0
Sea transport	0	0	0	0	0	0	0	0	0
Air transport	0	0	0	0	0	0	0	0	0
Other transportation	0	0	0	0	0	0	0	0	0
Travel	0	0	0	0	0	0	0	0	0
Other services	0	1	-1	0	1	-1	0	1	-1
Communications services	0	0	0	0	0	0	0	0	0
Construction services	0	0	0	0	0	0	0	0	0
Insurance services	0	0	0	0	0	0	0	0	0
Financial services	0	0	0	0	0	0	0	0	0
Computer and information services	0	0	0	0	0	0	0	0	0
Royalties and licence fees	0	0	0	0	0	0	0	0	0
Other business services	0	0	0	0	0	0	0	0	0
Personal, cultural and recreational	0	0	0	0	0	0	0	0	0
Government services, n i e	0	1	-1	0	1	-1	0	1	-1
Services not allocated	0	0	0	0	0	0	0	0	0
INCOME	0	0	0	0	0	0	0	0	0
Compensation of employees	0	0	0	0	0	0	0	0	0
Investment Income	0	0	0	0	0	0	0	0	0
CURRENT TRANSFERS	0	60	-60	0	59	-59	0	57	-57
CURRENT ACCOUNT	0	61	-61	0	60	-60	0	58	-58
CURRENT + CAPITAL ACCOUNT	:	:	:	:	:	:	:	:	:

20.30.
Reporter: European Union Institutions
Partner: Japan

(Mio ECU)

	1992			1993			1994		
	Credit	Debit	Net	Credit	Debit	Net	Credit	Debit	Net
GOODS	0	0	0	0	0	0	0	0	0
SERVICES	0	11	-11	0	11	-11	0	13	-13
Transportation	0	0	0	0	0	0	0	0	0
Sea transport	0	0	0	0	0	0	0	0	0
Air transport	0	0	0	0	0	0	0	0	0
Other transportation	0	0	0	0	0	0	0	0	0
Travel	0	0	0	0	0	0	0	0	0
Other services	0	10	-10	0	11	-11	0	12	-12
Communications services	0	0	0	0	0	0	0	0	0
Construction services	0	0	0	0	0	0	0	0	0
Insurance services	0	0	0	0	0	0	0	0	0
Financial services	0	0	0	0	1	-1	0	1	-1
Computer and information services	0	1	-1	0	1	-1	0	2	-2
Royalties and licence fees	0	0	0	0	0	0	0	0	0
Other business services	0	2	-2	0	2	-2	0	2	-2
Personal, cultural and recreational	0	0	0	0	0	0	0	0	0
Government services, n i e	0	7	-7	0	7	-7	0	7	-7
Services not allocated	0	0	0	0	0	0	0	0	0
INCOME	22	215	-193	24	291	-267	24	295	-271
Compensation of employees	0	0	0	0	0	0	0	0	0
Investment Income	22	215	-193	24	291	-267	24	295	-271
CURRENT TRANSFERS	0	2	-2	0	2	-1	0	1	-1
CURRENT ACCOUNT	22	227	-206	24	305	-280	24	310	-286
CURRENT + CAPITAL ACCOUNT	:	:	:	:	:	:	:	:	:

20.31.

Reporter: European Union Institutions

Partner: Australia, Oceania and Other Territories

(Mio ECU)

	1992			1993			1994		
	Credit	Debit	Net	Credit	Debit	Net	Credit	Debit	Net
GOODS	0	0	0	0	0	0	0	0	0
SERVICES	0	2	-2	0	3	-3	0	3	-3
Transportation	0	0	0	0	0	0	0	0	0
Sea transport	0	0	0	0	0	0	0	0	0
Air transport	0	0	0	0	0	0	0	0	0
Other transportation	0	0	0	0	0	0	0	0	0
Travel	0	0	0	0	0	0	0	0	0
Other services	0	2	-2	0	2	-2	0	2	-2
Communications services	0	0	0	0	0	0	0	0	0
Construction services	0	0	0	0	0	0	0	0	0
Insurance services	0	0	0	0	0	0	0	0	0
Financial services	0	0	0	0	0	0	0	0	0
Computer and information services	0	0	0	0	0	0	0	0	0
Royalties and licence fees	0	0	0	0	0	0	0	0	0
Other business services	0	0	0	0	0	0	0	0	0
Personal, cultural and recreational	0	0	0	0	0	0	0	0	0
Government services, n i e	0	2	-2	0	2	-2	0	2	-2
Services not allocated	0	0	0	0	0	0	0	0	0
INCOME	5	0	5	6	0	6	5	0	5
Compensation of employees	0	0	0	0	0	0	0	0	0
Investment Income	5	0	5	6	0	6	5	0	5
CURRENT TRANSFERS	0	32	-32	0	31	-31	0	31	-31
CURRENT ACCOUNT	5	35	-30	6	34	-29	6	34	-28
CURRENT + CAPITAL ACCOUNT	:	:	:	:	:	:	:	:	:

20.32.

Reporter: European Union Institutions

Partner: Australia

(Mio ECU)

	1992			1993			1994		
	Credit	Debit	Net	Credit	Debit	Net	Credit	Debit	Net
GOODS	0	0	0	0	0	0	0	0	0
SERVICES	0	1	-1	0	1	-1	0	1	-1
Transportation	0	0	0	0	0	0	0	0	0
Sea transport	0	0	0	0	0	0	0	0	0
Air transport	0	0	0	0	0	0	0	0	0
Other transportation	0	0	0	0	0	0	0	0	0
Travel	0	0	0	0	0	0	0	0	0
Other services	0	1	-1	0	1	-1	0	1	-1
Communications services	0	0	0	0	0	0	0	0	0
Construction services	0	0	0	0	0	0	0	0	0
Insurance services	0	0	0	0	0	0	0	0	0
Financial services	0	0	0	0	0	0	0	0	0
Computer and information services	0	0	0	0	0	0	0	0	0
Royalties and licence fees	0	0	0	0	0	0	0	0	0
Other business services	0	0	0	0	0	0	0	0	0
Personal, cultural and recreational	0	0	0	0	0	0	0	0	0
Government services, n i e	0	1	-1	0	1	-1	0	1	-1
Services not allocated	0	0	0	0	0	0	0	0	0
INCOME	0	0	0	0	0	0	0	0	0
Compensation of employees	0	0	0	0	0	0	0	0	0
Investment Income	0	0	0	0	0	0	0	0	0
CURRENT TRANSFERS	0	0	0	0	0	0	0	0	0
CURRENT ACCOUNT	0	1	-1	0	1	-1	0	1	-1
CURRENT + CAPITAL ACCOUNT	:	:	:	:	:	:	:	:	:

20.33.
Reporter: European Union Institutions
Partner: New Zealand

	<i>(Mio ECU)</i>								
	1992			1993			1994		
	Credit	Debit	Net	Credit	Debit	Net	Credit	Debit	Net
GOODS	0	0	0	0	0	0	0	0	0
SERVICES	0	0	0	0	0	0	0	0	0
Transportation	0	0	0	0	0	0	0	0	0
Sea transport	0	0	0	0	0	0	0	0	0
Air transport	0	0	0	0	0	0	0	0	0
Other transportation	0	0	0	0	0	0	0	0	0
Travel	0	0	0	0	0	0	0	0	0
Other services	0	0	0	0	0	0	0	0	0
Communications services	0	0	0	0	0	0	0	0	0
Construction services	0	0	0	0	0	0	0	0	0
Insurance services	0	0	0	0	0	0	0	0	0
Financial services	0	0	0	0	0	0	0	0	0
Computer and information services	0	0	0	0	0	0	0	0	0
Royalties and licence fees	0	0	0	0	0	0	0	0	0
Other business services	0	0	0	0	0	0	0	0	0
Personal, cultural and recreational	0	0	0	0	0	0	0	0	0
Government services, n i e	0	0	0	0	0	0	0	0	0
Services not allocated	0	0	0	0	0	0	0	0	0
INCOME	0	0	0	0	0	0	0	0	0
Compensation of employees	0	0	0	0	0	0	0	0	0
Investment Income	0	0	0	0	0	0	0	0	0
CURRENT TRANSFERS	0	31	-31	0	31	-31	0	30	-30
CURRENT ACCOUNT	0	31	-31	0	31	-31	0	30	-30
CURRENT + CAPITAL ACCOUNT	:	:	:	:	:	:	:	:	:

20.34.
Reporter: European Union Institutions
Partner: International Organisations

	<i>(Mio ECU)</i>								
	1992			1993			1994		
	Credit	Debit	Net	Credit	Debit	Net	Credit	Debit	Net
GOODS	0	0	0	0	0	0	0	0	0
SERVICES	0	0	0	0	0	0	0	0	0
Transportation	0	0	0	0	0	0	0	0	0
Sea transport	0	0	0	0	0	0	0	0	0
Air transport	0	0	0	0	0	0	0	0	0
Other transportation	0	0	0	0	0	0	0	0	0
Travel	0	0	0	0	0	0	0	0	0
Other services	0	0	0	0	0	0	0	0	0
Communications services	0	0	0	0	0	0	0	0	0
Construction services	0	0	0	0	0	0	0	0	0
Insurance services	0	0	0	0	0	0	0	0	0
Financial services	0	0	0	0	0	0	0	0	0
Computer and information services	0	0	0	0	0	0	0	0	0
Royalties and licence fees	0	0	0	0	0	0	0	0	0
Other business services	0	0	0	0	0	0	0	0	0
Personal, cultural and recreational	0	0	0	0	0	0	0	0	0
Government services, n i e	0	0	0	0	0	0	0	0	0
Services not allocated	0	0	0	0	0	0	0	0	0
INCOME	0	0	0	0	0	0	0	0	0
Compensation of employees	0	0	0	0	0	0	0	0	0
Investment Income	0	0	0	0	0	0	0	0	0
CURRENT TRANSFERS	0	24	-24	0	23	-23	0	23	-23
CURRENT ACCOUNT	0	24	-24	0	23	-23	0	23	-23
CURRENT + CAPITAL ACCOUNT	:	:	:	:	:	:	:	:	:

20.35.

Reporter: European Union Institutions

Partner: World not allocated

(Mio ECU)

	1992			1993			1994		
	Credit	Debit	Net	Credit	Debit	Net	Credit	Debit	Net
GOODS	:	:	:	:	:	:	:	:	:
SERVICES	:	:	:	:	:	:	:	:	:
Transportation	:	:	:	:	:	:	:	:	:
Sea transport	:	:	:	:	:	:	:	:	:
Air transport	:	:	:	:	:	:	:	:	:
Other transportation	:	:	:	:	:	:	:	:	:
Travel	:	:	:	:	:	:	:	:	:
Other services	:	:	:	:	:	:	:	:	:
Communications services	:	:	:	:	:	:	:	:	:
Construction services	:	:	:	:	:	:	:	:	:
Insurance services	:	:	:	:	:	:	:	:	:
Financial services	:	:	:	:	:	:	:	:	:
Computer and information services	:	:	:	:	:	:	:	:	:
Royalties and licence fees	:	:	:	:	:	:	:	:	:
Other business services	:	:	:	:	:	:	:	:	:
Personal, cultural and recreational	:	:	:	:	:	:	:	:	:
Government services, n i e	:	:	:	:	:	:	:	:	:
Services not allocated	:	:	:	:	:	:	:	:	:
INCOME	:	:	:	:	:	:	:	:	:
Compensation of employees	:	:	:	:	:	:	:	:	:
Investment Income	:	:	:	:	:	:	:	:	:
CURRENT TRANSFERS	:	:	:	:	:	:	:	:	:
CURRENT ACCOUNT	:	:	:	:	:	:	:	:	:
CURRENT + CAPITAL ACCOUNT	:	:	:	:	:	:	:	:	:

20.36.

Reporter: European Union Institutions

Partner: OECD Countries

(Mio ECU)

	1992			1993			1994		
	Credit	Debit	Net	Credit	Debit	Net	Credit	Debit	Net
GOODS	0	170	-170	0	159	-159	0	177	-177
SERVICES	49	4 267	-4 219	39	4 634	-4 595	41	5 355	-5 314
Transportation	0	56	-56	0	55	-55	0	64	-64
Sea transport	0	0	0	0	0	0	0	0	0
Air transport	0	42	-42	0	41	-41	0	48	-48
Other transportation	0	14	-14	0	14	-14	0	16	-16
Travel	0	35	-35	0	56	-56	0	64	-64
Other services	48	4 177	-4 129	39	4 524	-4 485	41	5 227	-5 186
Communications services	0	41	-41	0	44	-44	0	45	-45
Construction services	0	0	0	0	0	0	0	0	0
Insurance services	0	1	-1	0	1	-1	0	1	-1
Financial services	16	9	6	5	15	-11	2	22	-20
Computer and information services	0	199	-198	0	255	-254	0	406	-406
Royalties and licence fees	0	0	0	0	0	0	0	0	0
Other business services	32	1 805	-1 773	34	2 044	-2 010	39	2 559	-2 520
Personal, cultural and recreational	0	0	0	0	0	0	0	0	0
Government services, n i e	0	2 122	-2 122	0	2 165	-2 165	0	2 194	-2 194
Services not allocated	0	0	0	0	0	0	0	0	0
INCOME	8 794	9 287	-493	9 880	11 960	-2 081	9 767	11 973	-2 206
Compensation of employees	0	2 371	-2 371	0	2 588	-2 588	0	2 469	-2 469
Investment Income	8 794	6 916	1 878	9 880	9 372	507	9 767	9 504	263
CURRENT TRANSFERS	62 560	43 538	19 022	68 575	42 679	25 896	68 865	41 683	27 183
CURRENT ACCOUNT	71 402	57 263	14 140	78 494	59 433	19 061	78 673	59 188	19 485
CURRENT + CAPITAL ACCOUNT	:	:	:	:	:	:	:	:	:

20.37.
Reporter: European Union Institutions
Partner: Countries from Central and Eastern Europe

(Mio ECU)

	1992			1993			1994		
	Credit	Debit	Net	Credit	Debit	Net	Credit	Debit	Net
GOODS	0	0	0	0	0	0	0	0	0
SERVICES	0	6	-6	0	7	-7	0	7	-7
Transportation	0	0	0	0	0	0	0	0	0
Sea transport	0	0	0	0	0	0	0	0	0
Air transport	0	0	0	0	0	0	0	0	0
Other transportation	0	0	0	0	0	0	0	0	0
Travel	0	0	0	0	0	0	0	0	0
Other services	0	5	-5	0	6	-6	0	6	-6
Communications services	0	0	0	0	0	0	0	0	0
Construction services	0	0	0	0	0	0	0	0	0
Insurance services	0	0	0	0	0	0	0	0	0
Financial services	0	0	0	0	0	0	0	0	0
Computer and information services	0	0	0	0	0	0	0	0	0
Royalties and licence fees	0	0	0	0	0	0	0	0	0
Other business services	0	1	-1	0	2	-2	0	2	-2
Personal, cultural and recreational	0	0	0	0	0	0	0	0	0
Government services, n i e	0	4	-4	0	4	-4	0	4	-4
Services not allocated	0	0	0	0	0	0	0	0	0
INCOME	196	0	196	220	0	220	217	0	217
Compensation of employees	0	0	0	0	0	0	0	0	0
Investment Income	196	0	196	220	0	220	217	0	217
CURRENT TRANSFERS	0	953	-953	0	935	-935	0	913	-913
CURRENT ACCOUNT	196	960	-764	220	942	-722	218	920	-703
CURRENT + CAPITAL ACCOUNT	:	:	:	:	:	:	:	:	:

20.38.
Reporter: European Union Institutions
Partner: North American Free Trade Association

(Mio ECU)

	1992			1993			1994		
	Credit	Debit	Net	Credit	Debit	Net	Credit	Debit	Net
GOODS	0	1	-1	0	1	-1	0	1	-1
SERVICES	0	12	-12	0	13	-13	0	15	-15
Transportation	0	0	0	0	0	0	0	0	0
Sea transport	0	0	0	0	0	0	0	0	0
Air transport	0	0	0	0	0	0	0	0	0
Other transportation	0	0	0	0	0	0	0	0	0
Travel	0	0	0	0	0	0	0	0	0
Other services	0	13	-13	0	13	-13	0	15	-15
Communications services	0	1	-1	0	1	-1	0	1	-1
Construction services	0	0	0	0	0	0	0	0	0
Insurance services	0	0	0	0	0	0	0	0	0
Financial services	0	1	-1	0	1	-1	0	1	-1
Computer and information services	0	1	-1	0	1	-1	0	2	-2
Royalties and licence fees	0	0	0	0	0	0	0	0	0
Other business services	0	1	-1	0	1	-1	0	2	-2
Personal, cultural and recreational	0	0	0	0	0	0	0	0	0
Government services, n i e	0	9	-9	0	9	-9	0	9	-9
Services not allocated	0	0	0	0	0	0	0	0	0
INCOME	38	458	-420	43	620	-577	42	629	-587
Compensation of employees	0	1	-1	0	1	-1	0	1	-1
Investment Income	38	457	-419	43	619	-577	42	628	-586
CURRENT TRANSFERS	0	18	-18	0	18	-18	0	17	-17
CURRENT ACCOUNT	38	489	-451	43	652	-609	42	662	-620
CURRENT + CAPITAL ACCOUNT	:	:	:	:	:	:	:	:	:

20.39.

Reporter: European Union Institutions

Partner: African, Caribbean and Pacific Countries

(Mio ECU)

	1992			1993			1994		
	Credit	Debit	Net	Credit	Debit	Net	Credit	Debit	Net
GOODS	0	5	-5	0	4	-4	0	5	-5
SERVICES	0	21	-21	0	22	-22	0	24	-24
Transportation	0	0	0	0	0	0	0	0	0
Sea transport	0	0	0	0	0	0	0	0	0
Air transport	0	0	0	0	0	0	0	0	0
Other transportation	0	0	0	0	0	0	0	0	0
Travel	0	1	-1	0	1	-1	0	1	-1
Other services	0	20	-20	0	21	-21	0	23	-23
Communications services	0	2	-2	0	2	-2	0	2	-2
Construction services	0	0	0	0	0	0	0	0	0
Insurance services	0	0	0	0	0	0	0	0	0
Financial services	0	0	0	0	0	0	0	0	0
Computer and information services	0	0	0	0	0	0	0	1	-1
Royalties and licence fees	0	0	0	0	0	0	0	0	0
Other business services	0	0	0	0	0	0	0	1	-1
Personal, cultural and recreational	0	0	0	0	0	0	0	0	0
Government services, n i e	0	18	-18	0	19	-19	0	19	-19
Services not allocated	0	0	0	0	0	0	0	0	0
INCOME	64	1	63	72	1	71	71	1	70
Compensation of employees	0	1	-1	0	1	-1	0	1	-1
Investment Income	64	0	64	72	0	72	71	0	71
CURRENT TRANSFERS	0	1 547	-1 547	0	1 517	-1 516	0	1 481	-1 481
CURRENT ACCOUNT	64	1 574	-1 510	72	1 544	-1 472	71	1 511	-1 440
CURRENT + CAPITAL ACCOUNT	:	:	:	:	:	:	:	:	:

20.40.

Reporter: European Union Institutions

Partner: Organisation of Petroleum Exporting countries

(Mio ECU)

	1992			1993			1994		
	Credit	Debit	Net	Credit	Debit	Net	Credit	Debit	Net
GOODS	0	1	-1	0	0	0	0	1	-1
SERVICES	0	4	-4	0	4	-4	0	5	-5
Transportation	0	0	0	0	0	0	0	0	0
Sea transport	0	0	0	0	0	0	0	0	0
Air transport	0	0	0	0	0	0	0	0	0
Other transportation	0	0	0	0	0	0	0	0	0
Travel	0	0	0	0	0	0	0	0	0
Other services	0	3	-3	0	3	-3	0	4	-4
Communications services	0	0	0	0	0	0	0	0	0
Construction services	0	0	0	0	0	0	0	0	0
Insurance services	0	0	0	0	0	0	0	0	0
Financial services	0	0	0	0	0	0	0	0	0
Computer and information services	0	0	0	0	0	0	0	0	0
Royalties and licence fees	0	0	0	0	0	0	0	0	0
Other business services	0	0	0	0	0	0	0	0	0
Personal, cultural and recreational	0	0	0	0	0	0	0	0	0
Government services, n i e	0	3	-3	0	3	-3	0	4	-4
Services not allocated	0	0	0	0	0	0	0	0	0
INCOME	47	0	46	52	0	52	52	0	52
Compensation of employees	0	0	0	0	0	0	0	0	0
Investment Income	47	0	47	52	0	52	52	0	52
CURRENT TRANSFERS	0	49	-49	0	48	-48	0	47	-47
CURRENT ACCOUNT	47	54	-7	52	53	-1	52	52	-1
CURRENT + CAPITAL ACCOUNT	:	:	:	:	:	:	:	:	:

20.41.
Reporter: European Union Institutions
Partner: Mediterranean Basin Countries

(Mio ECU)

	1992			1993			1994		
	Credit	Debit	Net	Credit	Debit	Net	Credit	Debit	Net
GOODS	0	1	-1	0	1	-1	0	1	-1
SERVICES	0	8	-8	0	8	-8	0	9	-9
Transportation	0	0	0	0	0	0	0	0	0
Sea transport	0	0	0	0	0	0	0	0	0
Air transport	0	0	0	0	0	0	0	0	0
Other transportation	0	0	0	0	0	0	0	0	0
Travel	0	0	0	0	0	0	0	0	0
Other services	0	8	-8	0	8	-8	0	8	-8
Communications services	0	0	0	0	0	0	0	0	0
Construction services	0	0	0	0	0	0	0	0	0
Insurance services	0	0	0	0	0	0	0	0	0
Financial services	0	0	0	0	0	0	0	0	0
Computer and information services	0	1	-1	0	1	-1	0	1	-1
Royalties and licence fees	0	0	0	0	0	0	0	0	0
Other business services	0	1	-1	0	1	-1	0	1	-1
Personal, cultural and recreational	0	0	0	0	0	0	0	0	0
Government services, n i e	0	6	-6	0	6	-6	0	6	-6
Services not allocated	0	0	0	0	0	0	0	0	0
INCOME	152	0	152	170	0	170	169	0	168
Compensation of employees	0	0	0	0	0	0	0	0	0
Investment Income	152	0	152	170	0	170	169	0	169
CURRENT TRANSFERS	0	660	-660	0	647	-647	0	632	-632
CURRENT ACCOUNT	152	669	-517	171	656	-486	169	642	-474
CURRENT + CAPITAL ACCOUNT	:	:	:	:	:	:	:	:	:

20.42.
Reporter: European Union Institutions
Partner: Maghreb Countries

(Mio ECU)

	1992			1993			1994		
	Credit	Debit	Net	Credit	Debit	Net	Credit	Debit	Net
GOODS	0	0	0	0	0	0	0	0	0
SERVICES	0	2	-2	0	2	-2	0	2	-2
Transportation	0	0	0	0	0	0	0	0	0
Sea transport	0	0	0	0	0	0	0	0	0
Air transport	0	0	0	0	0	0	0	0	0
Other transportation	0	0	0	0	0	0	0	0	0
Travel	0	0	0	0	0	0	0	0	0
Other services	0	1	-1	0	1	-1	0	1	-1
Communications services	0	0	0	0	0	0	0	0	0
Construction services	0	0	0	0	0	0	0	0	0
Insurance services	0	0	0	0	0	0	0	0	0
Financial services	0	0	0	0	0	0	0	0	0
Computer and information services	0	0	0	0	0	0	0	0	0
Royalties and licence fees	0	0	0	0	0	0	0	0	0
Other business services	0	0	0	0	0	0	0	0	0
Personal, cultural and recreational	0	0	0	0	0	0	0	0	0
Government services, n i e	0	1	-1	0	1	-1	0	1	-1
Services not allocated	0	0	0	0	0	0	0	0	0
INCOME	65	0	65	73	0	73	72	0	72
Compensation of employees	0	0	0	0	0	0	0	0	0
Investment Income	65	0	65	73	0	73	72	0	72
CURRENT TRANSFERS	0	194	-194	0	190	-190	0	186	-186
CURRENT ACCOUNT	65	196	-131	73	192	-119	72	188	-116
CURRENT + CAPITAL ACCOUNT	:	:	:	:	:	:	:	:	:

20.43.

Reporter: European Union Institutions

Partner: Mashrek Countries

(Mio ECU)

	1992			1993			1994		
	Credit	Debit	Net	Credit	Debit	Net	Credit	Debit	Net
GOODS	0	0	0	0	0	0	0	0	0
SERVICES	0	2	-2	0	2	-2	0	2	-2
Transportation	0	0	0	0	0	0	0	0	0
Sea transport	0	0	0	0	0	0	0	0	0
Air transport	0	0	0	0	0	0	0	0	0
Other transportation	0	0	0	0	0	0	0	0	0
Travel	0	0	0	0	0	0	0	0	0
Other services	0	1	-1	0	1	-1	0	1	-1
Communications services	0	0	0	0	0	0	0	0	0
Construction services	0	0	0	0	0	0	0	0	0
Insurance services	0	0	0	0	0	0	0	0	0
Financial services	0	0	0	0	0	0	0	0	0
Computer and information services	0	0	0	0	0	0	0	0	0
Royalties and licence fees	0	0	0	0	0	0	0	0	0
Other business services	0	0	0	0	0	0	0	0	0
Personal, cultural and recreational	0	0	0	0	0	0	0	0	0
Government services, n i e	0	1	-1	0	1	-1	0	1	-1
Services not allocated	0	0	0	0	0	0	0	0	0
INCOME	34	0	34	38	0	38	38	0	38
Compensation of employees	0	0	0	0	0	0	0	0	0
Investment Income	34	0	34	38	0	38	38	0	38
CURRENT TRANSFERS	0	161	-161	0	158	-158	0	154	-154
CURRENT ACCOUNT	34	163	-129	38	160	-121	38	156	-118
CURRENT + CAPITAL ACCOUNT	:	:	:	:	:	:	:	:	:

20.44.

Reporter: European Union Institutions

Partner: Core Newly Industrialising Countries

(Mio ECU)

	1992			1993			1994		
	Credit	Debit	Net	Credit	Debit	Net	Credit	Debit	Net
GOODS	0	0	0	0	0	0	0	0	0
SERVICES	0	2	-2	0	2	-2	0	2	-2
Transportation	0	0	0	0	0	0	0	0	0
Sea transport	0	0	0	0	0	0	0	0	0
Air transport	0	0	0	0	0	0	0	0	0
Other transportation	0	0	0	0	0	0	0	0	0
Travel	0	0	0	0	0	0	0	0	0
Other services	0	1	-1	0	1	-1	0	2	-2
Communications services	0	0	0	0	0	0	0	0	0
Construction services	0	0	0	0	0	0	0	0	0
Insurance services	0	0	0	0	0	0	0	0	0
Financial services	0	0	0	0	0	0	0	0	0
Computer and information services	0	0	0	0	0	0	0	1	-1
Royalties and licence fees	0	0	0	0	0	0	0	0	0
Other business services	0	0	0	0	0	0	0	0	0
Personal, cultural and recreational	0	0	0	0	0	0	0	0	0
Government services, n i e	0	1	-1	0	1	-1	0	1	-1
Services not allocated	0	0	0	0	0	0	0	0	0
INCOME	0	0	0	0	0	0	0	0	0
Compensation of employees	0	0	0	0	0	0	0	0	0
Investment Income	0	0	0	0	0	0	0	0	0
CURRENT TRANSFERS	0	3	-3	0	3	-3	0	3	-3
CURRENT ACCOUNT	0	5	-5	0	5	-5	0	5	-5
CURRENT + CAPITAL ACCOUNT	:	:	:	:	:	:	:	:	:

20.45.
Reporter: European Union Institutions
Partner: Asian NICs of the second wave of industrialisation

(Mio ECU)

	1992			1993			1994		
	Credit	Debit	Net	Credit	Debit	Net	Credit	Debit	Net
GOODS	0	0	0	0	0	0	0	0	0
SERVICES	0	2	-2	0	2	-2	0	3	-3
Transportation	0	0	0	0	0	0	0	0	0
Sea transport	0	0	0	0	0	0	0	0	0
Air transport	0	0	0	0	0	0	0	0	0
Other transportation	0	0	0	0	0	0	0	0	0
Travel	0	0	0	0	0	0	0	0	0
Other services	0	2	-2	0	2	-2	0	3	-3
Communications services	0	0	0	0	0	0	0	0	0
Construction services	0	0	0	0	0	0	0	0	0
Insurance services	0	0	0	0	0	0	0	0	0
Financial services	0	0	0	0	0	0	0	0	0
Computer and information services	0	0	0	0	0	0	0	1	-1
Royalties and licence fees	0	0	0	0	0	0	0	0	0
Other business services	0	0	0	0	0	0	0	0	0
Personal, cultural and recreational	0	0	0	0	0	0	0	0	0
Government services, n i e	0	2	-2	0	2	-2	0	2	-2
Services not allocated	0	0	0	0	0	0	0	0	0
INCOME	0	0	0	0	0	0	0	0	0
Compensation of employees	0	0	0	0	0	0	0	0	0
Investment Income	0	0	0	0	0	0	0	0	0
CURRENT TRANSFERS	0	51	-51	0	50	-50	0	49	-49
CURRENT ACCOUNT	0	53	-53	0	52	-52	0	52	-52
CURRENT + CAPITAL ACCOUNT	:	:	:	:	:	:	:	:	:

20.46.
Reporter: European Union Institutions
Partner: Latin American NICs of the second wave of industrialisation

(Mio ECU)

	1992			1993			1994		
	Credit	Debit	Net	Credit	Debit	Net	Credit	Debit	Net
GOODS	0	0	0	0	0	0	0	0	0
SERVICES	1	5	-4	1	5	-4	0	5	-5
Transportation	0	0	0	0	0	0	0	0	0
Sea transport	0	0	0	0	0	0	0	0	0
Air transport	0	0	0	0	0	0	0	0	0
Other transportation	0	0	0	0	0	0	0	0	0
Travel	0	0	0	0	0	0	0	0	0
Other services	1	4	-4	1	4	-3	0	5	-4
Communications services	0	0	0	0	0	0	0	0	0
Construction services	0	0	0	0	0	0	0	0	0
Insurance services	0	0	0	0	0	0	0	0	0
Financial services	0	0	0	0	0	0	0	0	0
Computer and information services	1	0	0	1	0	1	0	1	0
Royalties and licence fees	0	0	0	0	0	0	0	0	0
Other business services	0	0	0	0	0	0	0	0	0
Personal, cultural and recreational	0	0	0	0	0	0	0	0	0
Government services, n i e	0	4	-4	0	4	-4	0	4	-4
Services not allocated	0	0	0	0	0	0	0	0	0
INCOME	3	0	3	4	0	4	4	0	4
Compensation of employees	0	0	0	0	0	0	0	0	0
Investment Income	3	0	3	4	0	4	4	0	4
CURRENT TRANSFERS	0	61	-61	0	60	-60	0	59	-59
CURRENT ACCOUNT	4	66	-62	5	65	-61	4	64	-60
CURRENT + CAPITAL ACCOUNT	:	:	:	:	:	:	:	:	:

20.47.

Reporter: European Union Institutions

Partner: Countries of the Association of South-East Asian Nations

(Mio ECU)

	1992			1993			1994		
	Credit	Debit	Net	Credit	Debit	Net	Credit	Debit	Net
GOODS	0	0	0	0	0	0	0	0	0
SERVICES	0	3	-3	0	3	-3	0	4	-4
Transportation	0	0	0	0	0	0	0	0	0
Sea transport	0	0	0	0	0	0	0	0	0
Air transport	0	0	0	0	0	0	0	0	0
Other transportation	0	0	0	0	0	0	0	0	0
Travel	0	0	0	0	0	0	0	0	0
Other services	0	2	-2	0	3	-3	0	3	-3
Communications services	0	0	0	0	0	0	0	0	0
Construction services	0	0	0	0	0	0	0	0	0
Insurance services	0	0	0	0	0	0	0	0	0
Financial services	0	0	0	0	0	0	0	0	0
Computer and information services	0	0	0	0	1	-1	0	1	-1
Royalties and licence fees	0	0	0	0	0	0	0	0	0
Other business services	0	0	0	0	0	0	0	0	0
Personal, cultural and recreational	0	0	0	0	0	0	0	0	0
Government services, n i e	0	2	-2	0	2	-2	0	2	-2
Services not allocated	0	0	0	0	0	0	0	0	0
INCOME	0	0	0	0	0	0	0	0	0
Compensation of employees	0	0	0	0	0	0	0	0	0
Investment Income	0	0	0	0	0	0	0	0	0
CURRENT TRANSFERS	0	91	-91	0	89	-89	0	87	-87
CURRENT ACCOUNT	0	94	-94	0	92	-92	0	91	-91
CURRENT + CAPITAL ACCOUNT	:	:	:	:	:	:	:	:	:

20.48.

Reporter: European Union Institutions

Partner: Community of Independant States

(Mio ECU)

	1992			1993			1994		
	Credit	Debit	Net	Credit	Debit	Net	Credit	Debit	Net
GOODS	0	0	0	0	0	0	0	0	0
SERVICES	0	3	-3	0	3	-3	0	3	-3
Transportation	0	0	0	0	0	0	0	0	0
Sea transport	0	0	0	0	0	0	0	0	0
Air transport	0	0	0	0	0	0	0	0	0
Other transportation	0	0	0	0	0	0	0	0	0
Travel	0	0	0	0	0	0	0	0	0
Other services	0	3	-3	0	3	-3	0	3	-3
Communications services	0	0	0	0	0	0	0	0	0
Construction services	0	0	0	0	0	0	0	0	0
Insurance services	0	0	0	0	0	0	0	0	0
Financial services	0	0	0	0	0	0	0	0	0
Computer and information services	0	0	0	0	0	0	0	0	0
Royalties and licence fees	0	0	0	0	0	0	0	0	0
Other business services	0	0	0	0	0	0	0	0	0
Personal, cultural and recreational	0	0	0	0	0	0	0	0	0
Government services, n i e	0	3	-3	0	3	-3	0	3	-3
Services not allocated	0	0	0	0	0	0	0	0	0
INCOME	42	0	42	47	0	47	47	0	47
Compensation of employees	0	0	0	0	0	0	0	0	0
Investment Income	42	0	42	47	0	47	47	0	47
CURRENT TRANSFERS	0	219	-219	0	214	-214	0	209	-209
CURRENT ACCOUNT	42	222	-180	47	217	-170	47	213	-166
CURRENT + CAPITAL ACCOUNT	:	:	:	:	:	:	:	:	:

21.1.
Reporter: USA
Partner: World

(Mio ECU)

	1992			1993			1994		
	Credit	Debit	Net	Credit	Debit	Net	Credit	Debit	Net
GOODS	339 231	413 267	-74 036	390 114	503 366	-113 252	422 427	562 063	-139 636
SERVICES	140 090	94 104	45 986	163 418	111 124	52 294	170 464	116 871	53 593
Transportation	31 138	27 803	3 335	34 781	32 409	2 371	36 739	34 591	2 148
Sea transport	3 066	7 140	-4 074	3 415	8 565	-5 150	3 814	9 218	-5 404
Air transport	14 796	9 962	4 834	16 623	11 866	4 757	17 418	13 123	4 295
Other transportation	13 276	10 700	2 575	14 742	11 978	2 764	15 507	12 250	3 257
Travel	42 171	29 699	12 472	49 424	34 768	14 656	50 782	36 622	14 160
Other services	55 219	34 161	21 058	64 843	41 092	23 751	68 043	42 633	25 409
Communications services	2 222	4 662	-2 440	2 377	5 289	-2 911	2 318	5 740	-3 422
Construction services	1 491	201	1 290	2 014	287	1 727	2 273	249	2 024
Insurance services	941	1 020	-79	1 178	2 653	-1 475	1 379	2 863	-1 484
Financial services	4 225	2 712	1 513	5 641	4 746	895	5 853	5 746	107
Computer and information services	:	:	:	:	:	:	:	:	:
Royalties and licence fees	15 351	3 443	11 908	17 470	4 125	13 345	18 733	4 511	14 222
Other business services	19 495	9 163	10 331	21 813	11 499	10 314	23 281	12 318	10 963
Personal, cultural and recreational	1 823	529	1 293	2 779	83	2 696	3 027	340	2 688
Government services, n i e	9 671	12 431	-2 759	11 570	12 411	-840	11 179	10 867	312
Services not allocated	11 562	2 441	9 121	14 371	2 855	11 516	14 900	3 025	11 875
INCOME	78 797	94 690	-15 893	75 071	103 226	-28 155	86 639	118 259	-31 620
Compensation of employees	123	909	-786	128	1 119	-991	135	1 152	-1 017
Investment Income	78 673	93 781	-15 108	74 943	102 108	-27 165	86 505	117 107	-30 602
CURRENT TRANSFERS	0	24 732	-24 732	0	29 124	-29 124	0	30 931	-30 931
CURRENT ACCOUNT	558 117	626 793	-68 676	628 603	746 841	-118 238	679 531	828 124	-148 593
CURRENT + CAPITAL ACCOUNT	558 448	626 793	-68 345	629 004	747 413	-118 408	679 934	829 032	-149 097

21.2.
Reporter: USA
Partner: Intra EUR12

(Mio ECU)

	1992			1993			1994		
	Credit	Debit	Net	Credit	Debit	Net	Credit	Debit	Net
GOODS	77 516	72 401	5 115	81 120	87 309	-6 190	84 429	94 481	-10 052
SERVICES	43 291	35 118	8 174	48 429	41 087	7 342	48 869	41 856	7 013
Transportation	9 567	7 670	1 897	9 833	8 769	1 065	9 450	10 145	-695
Sea transport	820	1 442	-622	830	1 633	-803	856	2 108	-1 253
Air transport	5 198	4 067	1 132	5 421	4 853	568	5 116	5 235	-119
Other transportation	3 549	2 161	1 388	3 582	2 283	1 300	3 479	2 802	677
Travel	10 933	8 974	1 959	13 517	10 697	2 820	13 417	11 405	2 013
Other services	20 873	17 733	3 140	22 664	20 794	1 869	23 555	20 307	3 248
Communications services	669	1 721	-1 052	705	1 955	-1 250	664	2 055	-1 391
Construction services	174	45	129	189	61	127	191	50	141
Insurance services	-123	-479	356	51	1 219	-1 168	-136	1 083	-1 219
Financial services	1 208	1 510	-302	1 618	2 623	-1 004	1 879	3 073	-1 194
Computer and information services	:	:	:	:	:	:	:	:	:
Royalties and licence fees	4 621	1 270	3 350	5 177	1 524	3 652	5 370	1 615	3 755
Other business services	11 073	5 494	5 579	10 950	5 960	4 991	11 904	6 331	5 573
Personal, cultural and recreational	1 119	375	743	1 744	53	1 691	1 855	75	1 781
Government services, n i e	1 585	7 601	-6 017	2 230	7 399	-5 169	1 828	6 025	-4 197
Services not allocated	1 918	741	1 177	2 415	827	1 588	2 447	0	2 447
INCOME	26 588	42 163	-15 575	26 132	47 477	-21 345	30 361	53 348	-22 987
Compensation of employees	41	404	-364	44	514	-470	47	520	-472
Investment Income	26 547	41 759	-15 212	26 087	46 963	-20 875	30 314	52 829	-22 515
CURRENT TRANSFERS	1 235	0	1 235	1 656	0	1 656	1 297	0	1 297
CURRENT ACCOUNT	148 631	149 682	-1 052	157 336	175 873	-18 537	164 957	189 686	-24 729
CURRENT + CAPITAL ACCOUNT	:	:	:	:	:	:	:	:	:

21.3.

Reporter: USA

Partner: Extra EUR12

(Mio ECU)

	1992			1993			1994		
	Credit	Debit	Net	Credit	Debit	Net	Credit	Debit	Net
GOODS	261 715	340 866	-79 152	308 995	416 057	-107 063	337 998	467 582	-129 584
SERVICES	96 798	58 986	37 812	114 989	70 037	44 952	121 595	75 014	46 580
Transportation	21 571	20 133	1 437	24 947	23 641	1 307	27 289	24 446	2 843
Sea transport	2 246	5 698	-3 452	2 585	6 933	-4 348	2 958	7 110	-4 151
Air transport	9 598	5 896	3 702	11 202	7 013	4 190	12 302	7 888	4 414
Other transportation	9 727	8 539	1 187	11 160	9 695	1 465	12 028	9 448	2 580
Travel	31 238	20 725	10 513	35 907	24 071	11 836	37 365	25 217	12 148
Other services	34 346	16 428	17 918	42 179	20 298	21 881	44 488	22 327	22 161
Communications services	1 554	2 941	-1 387	1 673	3 334	-1 661	1 654	3 685	-2 031
Construction services	1 317	156	1 161	1 825	225	1 599	2 082	199	1 883
Insurance services	1 065	1 499	-434	1 127	1 434	-307	1 515	1 780	-265
Financial services	3 017	1 202	1 815	4 023	2 124	1 899	3 974	2 673	1 301
Computer and information services	:	:	:	:	:	:	:	:	:
Royalties and licence fees	10 730	2 172	8 558	12 293	2 600	9 693	13 363	2 896	10 466
Other business services	8 422	3 669	4 752	10 863	5 539	5 324	11 377	5 986	5 390
Personal, cultural and recreational	704	154	550	1 035	30	1 005	1 172	265	907
Government services, n i e	8 086	4 829	3 257	9 341	5 012	4 329	9 352	4 842	4 509
Services not allocated	9 643	1 699	7 944	11 956	2 027	9 928	12 453	3 025	9 428
INCOME	52 208	52 526	-318	48 939	55 750	-6 810	56 278	64 910	-8 632
Compensation of employees	82	505	-422	84	605	-521	87	632	-545
Investment Income	52 126	52 022	104	48 856	55 145	-6 290	56 191	64 278	-8 087
CURRENT TRANSFERS	-1 235	24 732	-25 967	-1 656	29 124	-30 780	-1 297	30 931	-32 228
CURRENT ACCOUNT	409 486	477 111	-67 625	471 267	570 968	-99 700	514 574	638 438	-123 864
CURRENT + CAPITAL ACCOUNT	:	:	:	:	:	:	:	:	:

22.1.
Reporter: Japan
Partner: World

(Mio ECU)

	1992			1993			1994		
	Credit	Debit	Net	Credit	Debit	Net	Credit	Debit	Net
GOODS	254 874	152 919	101 955	299 994	179 144	120 849	322 968	200 276	122 692
SERVICES	39 928	75 619	-35 691	50 418	87 333	-36 915	51 543	93 825	-42 283
Transportation	15 297	22 453	-7 156	17 333	26 237	-8 904	18 189	28 157	-9 968
Sea transport	6 699	5 783	916	6 546	6 606	-60	5 817	6 308	-490
Air transport	4 559	10 078	-5 519	4 557	10 654	-6 097	4 086	9 695	-5 610
Other transportation	4 039	6 592	-2 553	6 230	8 977	-2 747	8 286	12 154	-3 868
Travel	2 764	20 674	-17 910	3 038	22 938	-19 900	2 923	25 821	-22 898
Other services	4 547	8 874	-4 327	6 150	9 907	-3 757	7 593	10 996	-3 403
Communications services	:	:	:	:	:	:	:	:	:
Construction services	:	:	:	:	:	:	:	:	:
Insurance services	330	884	-554	325	964	-639	467	1 098	-631
Financial services	:	:	:	:	:	:	:	:	:
Computer and information services	:	:	:	:	:	:	:	:	:
Royalties and licence fees	2 352	5 538	-3 186	3 311	6 129	-2 818	4 364	6 975	-2 611
Other business services	:	:	:	:	:	:	:	:	:
Personal, cultural and recreational	0	346	-346	0	447	-447	0	400	-400
Government services, n i e	1 865	546	1 319	2 514	694	1 820	2 762	762	2 001
Services not allocated	17 320	23 618	-6 298	23 897	28 251	-4 354	22 838	28 851	-6 013
INCOME	109 455	81 554	27 901	125 933	90 571	35 362	129 854	95 387	34 468
Compensation of employees	:	:	:	:	:	:	:	:	:
Investment Income	109 455	81 554	27 901	125 933	90 571	35 362	129 854	95 387	34 468
CURRENT TRANSFERS	1 080	4 690	-3 610	1 147	6 371	-5 224	1 245	7 557	-6 312
CURRENT ACCOUNT	:	:	:	:	:	:	:	:	:
CURRENT + CAPITAL ACCOUNT	405 337	314 782	90 555	477 492	363 420	114 072	505 610	397 045	108 565

22.2.
Reporter: Japan
Partner: Intra EUR12

(Mio ECU)

	1992			1993			1994		
	Credit	Debit	Net	Credit	Debit	Net	Credit	Debit	Net
GOODS	47 061	16 697	30 364	46 738	22 028	24 710	47 528	26 132	21 395
SERVICES	6 880	14 586	-7 706	8 125	16 909	-8 784	8 185	18 035	-9 850
Transportation	2 896	3 443	-547	2 978	4 157	-1 179	2 789	4 045	-1 256
Sea transport	1 268	887	381	1 125	1 047	78	892	906	-14
Air transport	863	1 545	-682	783	1 688	-905	627	1 393	-766
Other transportation	765	1 011	-246	1 070	1 422	-352	1 271	1 746	-475
Travel	367	3 531	-3 164	405	3 309	-2 904	418	4 451	-4 034
Other services	108	225	-116	105	293	-188	142	297	-155
Communications services	:	:	:	:	:	:	:	:	:
Construction services	:	:	:	:	:	:	:	:	:
Insurance services	62	136	-73	56	153	-97	72	158	-86
Financial services	:	:	:	:	:	:	:	:	:
Computer and information services	:	:	:	:	:	:	:	:	:
Royalties and licence fees	:	:	:	:	:	:	:	:	:
Other business services	:	:	:	:	:	:	:	:	:
Personal, cultural and recreational	:	:	:	:	:	:	:	:	:
Government services, n i e	46	89	-43	49	140	-91	71	140	-69
Services not allocated	3 509	7 387	-3 879	4 637	9 150	-4 513	4 836	9 242	-4 406
INCOME	39 126	32 861	6 265	49 236	39 960	9 276	48 342	41 709	6 633
Compensation of employees	:	:	:	:	:	:	:	:	:
Investment Income	39 126	32 861	6 265	49 236	39 960	9 276	48 342	41 709	6 633
CURRENT TRANSFERS	144	238	-94	134	250	-116	187	367	-180
CURRENT ACCOUNT	:	:	:	:	:	:	:	:	:
CURRENT + CAPITAL ACCOUNT	93 211	64 382	28 829	104 233	79 147	25 086	104 242	86 244	17 998

22.3.

Reporter: Japan

Partner: Extra EUR12

(Mio ECU)

	1992			1993			1994		
	Credit	Debit	Net	Credit	Debit	Net	Credit	Debit	Net
GOODS	207 813	136 222	71 591	253 255	157 116	96 139	275 440	174 144	101 296
SERVICES	33 048	61 033	-27 985	42 293	70 424	-28 131	43 358	75 790	-32 432
Transportation	12 401	19 010	-6 609	14 355	22 080	-7 725	15 400	24 112	-8 712
Sea transport	5 431	4 897	534	5 421	5 559	-138	4 925	5 402	-476
Air transport	3 696	8 532	-4 837	3 774	8 966	-5 192	3 459	8 303	-4 843
Other transportation	3 274	5 581	-2 307	5 160	7 555	-2 395	7 015	10 408	-3 393
Travel	2 397	17 143	-14 746	2 633	19 629	-16 996	2 505	21 370	-18 865
Other services	4 439	8 649	-4 211	6 045	9 614	-3 569	7 451	10 699	-3 248
Communications services	:	:	:	:	:	:	:	:	:
Construction services	:	:	:	:	:	:	:	:	:
Insurance services	268	748	-481	269	811	-542	395	940	-545
Financial services	:	:	:	:	:	:	:	:	:
Computer and information services	:	:	:	:	:	:	:	:	:
Royalties and licence fees	2 352	5 538	-3 186	3 311	6 129	-2 818	4 364	6 975	-2 611
Other business services	:	:	:	:	:	:	:	:	:
Personal, cultural and recreational	0	346	-346	0	447	-447	0	400	-400
Government services, n i e	1 819	457	1 362	2 465	554	1 911	2 692	622	2 070
Services not allocated	13 811	16 231	-2 419	19 260	19 101	159	18 002	19 610	-1 607
INCOME	70 329	48 693	21 636	76 697	50 611	26 086	81 512	53 677	27 835
Compensation of employees	:	:	:	:	:	:	:	:	:
Investment Income	70 329	48 693	21 636	76 697	50 611	26 086	81 512	53 677	27 835
CURRENT TRANSFERS	936	4 452	-3 516	1 013	6 121	-5 108	1 058	7 189	-6 132
CURRENT ACCOUNT	:	:	:	:	:	:	:	:	:
CURRENT + CAPITAL ACCOUNT	312 126	250 400	61 726	373 259	284 272	88 986	401 368	310 801	90 567

22.4.

Reporter: Japan

Partner: USA

(Mio ECU)

	1992			1993			1994		
	Credit	Debit	Net	Credit	Debit	Net	Credit	Debit	Net
GOODS	73 371	34 661	38 710	89 140	41 056	48 084	97 168	45 128	52 040
SERVICES	12 397	27 262	-14 865	15 087	30 249	-15 161	16 496	33 112	-16 616
Transportation	4 074	6 099	-2 025	4 758	6 949	-2 190	5 220	7 444	-2 224
Sea transport	1 784	1 571	213	1 797	1 750	47	1 628	1 605	23
Air transport	1 214	2 737	-1 523	1 251	2 822	-1 571	1 143	2 467	-1 324
Other transportation	1 076	1 791	-715	1 710	2 378	-667	2 449	3 372	-923
Travel	495	5 811	-5 316	573	6 272	-5 699	495	7 192	-6 697
Other services	1 139	477	663	1 380	537	843	1 333	556	777
Communications services	:	:	:	:	:	:	:	:	:
Construction services	:	:	:	:	:	:	:	:	:
Insurance services	88	240	-152	89	255	-166	131	279	-149
Financial services	:	:	:	:	:	:	:	:	:
Computer and information services	:	:	:	:	:	:	:	:	:
Royalties and licence fees	:	:	:	:	:	:	:	:	:
Other business services	:	:	:	:	:	:	:	:	:
Personal, cultural and recreational	:	:	:	:	:	:	:	:	:
Government services, n i e	1 052	237	815	1 291	282	1 009	1 202	277	926
Services not allocated	6 688	14 875	-8 187	8 375	16 491	-8 116	9 448	17 920	-8 471
INCOME	28 737	17 541	11 196	31 583	19 921	11 663	32 153	20 398	11 754
Compensation of employees	:	:	:	:	:	:	:	:	:
Investment Income	28 737	17 541	11 196	31 583	19 921	11 663	32 153	20 398	11 754
CURRENT TRANSFERS	352	1 142	-790	432	1 619	-1 187	464	1 438	-974
CURRENT ACCOUNT	:	:	:	:	:	:	:	:	:
CURRENT + CAPITAL ACCOUNT	114 856	80 606	34 250	136 243	92 845	43 398	146 280	100 077	46 204

IV

ANNEXES

ANNEX 1

ECU EXCHANGE RATES

Period	BLEU	Denmark	Germany	Greece	Spain	France	Ireland	Italy
	1 ECU = ... BFR/LFR	1 ECU = ... DKR	1 ECU = ... DM	1 ECU = ... DR	1 ECU = ... PTA	1 ECU = ... FF	1 ECU = ... IRL	1 ECU = ... LIT
1985	44.914	8.01877	2.22632	105.739	129.135	6.79503	0.715167	1447.99
1986	43.798	7.93565	2.12819	137.425	137.456	6.79976	0.733526	1461.88
1987	43.041	7.88473	2.07153	156.268	142.165	6.92910	0.775448	1494.91
1988	43.429	7.95152	2.07440	167.576	137.601	7.03644	0.775672	1537.33
1989	43.381	8.04929	2.07015	178.840	130.406	7.02387	0.776818	1510.47
1990	42.426	7.85652	2.05209	201.412	129.411	6.91412	0.767768	1521.98
1991	42.223	7.90859	2.05076	225.216	128.469	6.97332	0.767809	1533.24
1992	41.593	7.80925	2.02031	247.026	132.526	6.84839	0.760717	1595.51
1993	40.471	7.59359	1.93639	268.568	149.124	6.63368	0.799952	1841.23
1994	39.657	7.54328	1.92452	288.026	158.918	6.58261	0.793618	1915.06

Period	Netherlands	Austria	Portugal	Finland	Sweden	United Kingdom	USA	Japan
	1 ECU = ... HFL	1 ECU = ... ÖS	1 ECU = ... ESC	1 ECU = ... FMK	1 ECU = ... SKR	1 ECU = ... UKL	1 ECU = ... USD	1 ECU = ... YEN
1985	2.51101	15.6428	130.252	4.69423	6.52133	0.588977	0.763088	180.559
1986	2.40090	14.9643	147.088	4.97974	6.99567	0.671543	0.984167	164.997
1987	2.33418	14.5710	162.616	5.06517	7.31001	0.704571	1.154440	166.598
1988	2.33479	14.5861	170.059	4.94362	7.24192	0.664434	1.182480	151.459
1989	2.33526	14.5695	173.413	4.72301	7.09939	0.673302	1.101750	151.938
1990	2.31212	14.4399	181.109	4.85496	7.52051	0.713851	1.273430	183.660
1991	2.31098	14.4309	178.614	5.00211	7.47926	0.701012	1.239160	166.493
1992	2.27482	14.2169	174.714	5.80703	7.53295	0.737650	1.298100	164.223
1993	2.17521	13.6238	188.370	6.69628	9.12151	0.779988	1.171000	130.147
1994	2.15827	13.5395	196.896	6.19077	9.16307	0.775902	1.189520	121.322

Source: Money and Finance - quarterly, 3 - 1996, Eurostat

ANNEX 2

SYMBOLS AND ABBREVIATIONS USED

Mio	Million
bn	'000 million
0	nil or data between - 0.5 Mio ECU and 0.5 Mio ECU
:	figure non available
-	not relevant
.	not applicable
c.i.f	cost, insurance and freight
f.o.b	free on board
n.i.e.	not included elsewhere
BOP	Balance of Payments
BPM4	Balance of Payments Manual, fourth edition, IMF, 1977
BPM5	Balance of Payments Manual, fifth edition, IMF, 1993
EEA	European Economic Area (EUR15, Iceland, Liechtenstein, Norway)
EU	European Union
EUR 12	Total of the 12 Member States of the European Union (situation before 1 st January 1995) (BLEU, Denmark, Germany, Spain, Greece, France, Ireland, Italy, Netherlands, Portugal, United Kingdom, European Union Institutions)
EUR 15	Total of the 15 Member States of the European Union (situation after 1 st January 1995) (EUR 12, Austria, Finland, Sweden)
Eurostat	Statistical Office of the European Communities
GATS	General Agreement on Trade in Services
IMF	International Monetary Fund
ISO	Organisation for International Standardisation
OECD	Organisation for economic co-operation and development
SNA	System of National Accounts
WTO	World Trade Organisation

Countries

EU	European Union
BLEU	Belgo-Luxembourg Economic Union
B	Belgium
DK	Denmark
D	Germany
GR	Greece
E	Spain
F	France
IRL	Ireland
I	Italy
L	Luxembourg
NL	Netherlands
A	Austria
P	Portugal
FIN	Finland
S	Sweden
UK	United Kingdom
USA	United States of America
JPN	Japan

Currencies

ECU	European Currency Unit
BFR	Belgian Franc
DKR	Danish Krone
DM	German Mark
DR	Greek Drachma
PTA	Spanish Peseta
FF	French Franc
IRL	Irish Pound
LIT	Italian Lira
LFR	Luxembourg Franc
HFL	Duch Guilder
ÖS	Austrian Schilling
ESC	Portuguese Escudo
FMK	Finnish Mark
SKR	Swedish Krona
UKL	Pound Sterling
USD	US Dollar
JPY	Yen

ANNEX 3

BOP CODING SYSTEM

CODE	GEOGRAPHICAL BREAKDOWN
A1	WORLD
D2	INTRA EUR15
D4	EXTRA EUR15
A2	INTRA EUR12
A4	EXTRA EUR12
A5	EFTA (4 countries)
E2	Other European countries
CZ	Czech Republic
HU	Hungary
PL	Poland
RU	Russia
TR	Turkey
E4	Africa
E5	North Africa
MA	Morocco
E6	Other African countries
E7	America
CA	Canada
US	USA
E9	Central American countries
F1	South American countries
AR	Argentina
BR	Brazil
F2	Asia
F3	Near and Middle East countries
F5	Other Near and Middle East countries
F6	Other Asian countries
CN	China
IN	India
JP	Japan
F7	Australia, Oceania and other countries
AU	Australia
NZ	New Zealand
7Z	International organisations
Z1	World not allocated
A8	OECD countries
A9	Central and Eastern Europe countries
B1	NAFTA
B5	ACP countries
B4	OPEC
C3	Mediterranean Basin
C7	Maghreb countries
C8	Mashrek countries
B9	NICS1
C1	NICS2A
C2	NICS2LA
B3	ASEAN
C6	CIS countries

CONTENTS OF PUBLISHED ZONES

A1 WORLD

E1

D2 EUR15 - 15 countries + 2 entities -

A3	BLEU
DK	Denmark
DE	Germany
GR	Greece
ES	Spain
FR	France
IE	Ireland
IT	Italy
NL	Netherlands
AT	Austria
PT	Portugal
FI	Finland
SE	Sweden
GB	United Kingdom
4A	European Union Institutions*
Z6	Intra-EUR15 not allocated

A2 EUR12 - 12 countries + 2 entities -

A3	BLEU
DK	Denmark
DE	Germany
GR	Greece
ES	Spain
FR	France
IE	Ireland
IT	Italy
NL	Netherlands
PT	Portugal
GB	United Kingdom
4A	European Union Institutions*
Z2	Intra-EUR12 not allocated

* Not relevant for Foreign Direct Investment

D4 Extra EUR15

A4 Extra EUR12

A5 EFTA countries - see economic zones - (4 countries)

CH	Switzerland
IS	Iceland
LI	Liechtenstein
NO	Norway

E2 Other European countries (25 countries)

AD	Andorra
AL	Albania
BA	Bosnia-Herzegovina
BG	Bulgaria
BY	Belarus
CY	Cyprus
CZ	Czech Republic
GI	Gibraltar
HR	Croatia
HU	Hungary
MD	Moldova
MK	Macedonia
MT	Malta
PL	Poland
RO	Romania
RU	Russia
SI	Slovenia
SK	Slovakia
TR	Turkey
UA	Ukraine
VA	Vatican City State
YU	Yugoslavia

E3 Baltic countries

EE Estonia
LT Lithuania
LV Latvia

E4 AFRICA (55 countries)**E5 North Africa (5 countries)**

DZ Algeria
EG Egypt
LY Libya
MA Morocco
TN Tunisia

E6 Other African countries (50 countries)

AO Angola
BF Burkina Faso
BI Burundi
BJ Benin
BW Botswana
CF Central African Republic
CG Congo
CI Cote d'Ivoire
CM Cameroon
CV Cape Verde
DJ Djibouti
ER Eritrea
ET Ethiopia
GA Gabon
GH Ghana
GM Gambia
GN Guinea
GQ Equatorial Guinea
GW Guinea Bissau
IO British Indian Ocean territory
KE Kenya
KM Comoros
LR Liberia
LS Lesotho
MG Madagascar
ML Mali
MR Mauritania
MU Mauritius
MW Malawi
MZ Mozambique
NA Namibia
NE Niger
NG Nigeria
RW Rwanda
SC Seychelles
SD Sudan
SH St Helena
SL Sierra Leone
SN Senegal
SO Somalia
ST Sao Tome and Principe
SZ Swaziland
TD Chad

TG Togo
 TZ Tanzania
 UG Uganda
 ZA Republic of South Africa
 ZM Zambia
 ZR Zaire
 ZW Zimbabwe

E7 AMERICA (45 countries)

E8 North American countries (2 countries)

CA Canada
 US United States of America

E9 Central American countries (30 countries)

AG Antigua and Barbuda
 AI Anguilla
 AN Netherlands Antilles
 AW Aruba
 BB Barbados
 BM Bermuda
 BS Bahamas
 BZ Belize
 CR Costa Rica
 CU Cuba
 DM Dominica
 DO Dominican Republic
 GD Grenada
 GT Guatemala
 HN Honduras
 HT Haiti
 JM Jamaica
 KN St Kitts and Nevis
 KY Cayman Islands
 LC St Lucia
 MS Montserrat
 MX Mexico
 NI Nicaragua
 PA Panama
 SV El Salvador
 TC Turks and Caicos Islands
 TT Trinidad & Tobago
 VC St Vincent
 VG British Virgin Islands
 VI Virgin Islands of the US

F1 South American countries (13 countries)

AR Argentina
 BO Bolivia
 BR Brazil
 CL Chile
 CO Colombia
 EC Ecuador
 FK Falkland Islands
 GY Guyana
 PE Peru
 PY Paraguay
 SR Suriname
 UY Uruguay
 VE Venezuela

F2 ASIA (48 countries)**F3 Near and Middle East countries (17 countries)**

IL Israel

IR Iran

F4 Gulf Arabian Countries (8 countries)

AE United Arab Emirates

BH Bahrain

IQ Iraq

KW Kuwait

OM Oman

QA Qatar

SA Saudi Arabia

YE Yemen

F5 Other Near and Middle East countries (7 countries)

AM Armenia

AZ Azerbaijan

GE Georgia

JO Jordan

LB Lebanon

SY Syria

W1 Gaza and Jericho

F6 Other Asian countries (31 countries)

AF Afghanistan

BD Bangladesh

BN Brunei Darussalam

BT Bhutan

MM Myanmar (Burma)

CN China

HK Hong Kong

ID Indonesia

IN India

JP Japan

KG Kyrgyzstan

KH Cambodia (Kampuchea)

KP Korea, Democratic People's Republic of (North Korea)

KR Korea, Republic of (South Korea)

KZ Kazakhstan

LA Laos

LK Sri Lanka

MN Mongolia

MO Macao

MV Maldives

MY Malaysia

NP Nepal

PH Philippines

PK Pakistan

SG Singapore

TH Thailand

TJ Tajikistan

TM Turkmenistan

TW Taiwan

UZ Uzbekistan

VN Vietnam

F7 AUSTRALIA, OCEANIA AND OTHER TERRITORIES (30 countries)

AU Australia
 FJ Fiji
 FM Micronesia (Federated States of)
 KI Kiribati
 MH Marshall Islands
 MP Northern Mariana Islands
 NR Nauru
 NZ New Zealand
 PG Papua New Guinea
 PN Pitcairn
 PW Palau
 SB Solomon Islands
 TO Tonga
 TV Tuvalu
 VU Vanuatu
 WS Western Samoa

F8 Australian Oceania (4 countries)

CC Cocos Island (Keeling)
 CX Christmas Island
 HM Heard and McDonald Island
 NF Norfolk Island

F9 American Oceania (3 countries)

AS American Samoa
 GU Guam
 UM US Minor Islands

G1 New Zealand Oceania (3 countries)

CK Cook Islands
 NU Niue
 TK Tokelau

G2 Polar regions (4 countries)

AQ Antarctica
 BV Bouvet Island
 GS South Georgia and the South Sandwich Islands
 TF French Southern Territories

A8 OECD (Organisation for Economic Cooperation & Development) - 25 countries -

AT Austria
 AU Australia
 BE Belgium
 CA Canada
 CH Switzerland
 DE Germany
 DK Denmark
 ES Spain
 FI Finland
 FR France
 GB United Kingdom
 GR Greece
 IE Ireland
 IS Iceland
 IT Italy
 JP Japan
 LU Luxembourg
 MX Mexico

NL Netherlands
NO Norway
NZ New Zealand
PT Portugal
SE Sweden
TR Turkey
US United States of America

A9 Countries from Central and Eastern Europe - 15 countries -

AL Albania
BA Bosnia-Hercegovina
BG Bulgaria
CZ Czech. Republic
EE Estonia
HR Croatia
HU Hungary
LT Lithuania
LV Latvia
MK Macedonia
PL Poland
RO Romania
SI Slovenia
SK Slovakia
YU Serbia and Montenegro

B1 NAFTA (North American Free Trade Association) - 3 countries -

CA Canada
MX Mexico
US United States of America

**B5 ACP (African, Caribbean and Pacific countries signatories of the Lomé convention)
70 countries (47 African 15 Caribbean 8 Pacific countries)**

B6 African ACP countries - 47 countries -

AO Angola
BF Burkina Faso
BI Burundi
BJ Benin
BW Botswana
CF Central African Republic
CG Congo
CI Côte d'Ivoire
CM Cameroon
CV Cape Verde
DJ Djibouti
ER Eritrea
ET Ethiopia
GA Gabon
GH Ghana
GM Gambia
GN Guinea
GQ Equatorial Guinea
GW Guinea Bissau
KE Kenya
KM Comoros
LR Liberia
LS Lesotho

MG Madagascar
 ML Mali
 MR Mauritania
 MU Mauritius
 MW Malawi
 MZ Mozambique
 NA Namibia
 NE Niger
 NG Nigeria
 RW Rwanda
 SC Seychelles
 SD Sudan
 SL Sierra Leone
 SN Senegal
 SO Somalia
 ST São Tome and Principe
 SZ Swaziland
 TD Chad
 TG Togo
 TZ Tanzania
 UG Uganda
 ZM Zambia
 ZR Zaire
 ZW Zimbabwe

B7 Caribbean ACP countries - 15 countries -

AG Antigua and Barbuda
 BB Barbados
 BS Bahamas
 BZ Belize
 DM Dominica
 DO Dominican Republic
 GD Grenada
 GY Guyana
 HT Haiti
 JM Jamaica
 KN St Kitts and Nevis
 LC St Lucia
 SR Surinam
 TT Trinidad and Tobago
 VC St Vincent and the Grenadines

B8 Pacific ACP countries - 8 countries -

FJ Fiji
 KI Kiribati
 PG Papua New Guinea
 SB Solomon Islands
 TO Tonga
 TV Tuvalu
 VU Vanuatu
 WS Western Samoa

B4 OPEC (Organization of Petroleum Exporting Countries) - 12 countries -

AE United Arab Emirates
 DZ Algeria
 GA Gabon
 ID Indonesia

IQ Iraq
IR Iran
KW Kuwait
LY Libya
NG Nigeria
QA Qatar
SA Saudi Arabia
VE Venezuela

C3 Mediterranean Basin - 20 countries -

AL Albania
BA Bosnia-Herzegovina
CY Cyprus
DZ Algeria
EG Egypt
GI Gibraltar
HR Croatia
IL Israel
JO Jordan
LB Lebanon
LY Libya
MA Morocco
MK Macedonia
MT Malta
SI Slovenia
SY Syria
TN Tunisia
TR Turkey
YU Serbia and Montenegro
W1 Gaza and Jericho

C7 Countries from Maghreb - 3 countries -

DZ Algeria
MA Morocco
TN Tunisia

C8 Countries from Mashrek - 5 countries -

EG Egypt
JO Jordan
LB Lebanon
SY Syria
W1 Gaza and Jericho

B9 NICs1 (the Core Newly Industrializing Countries) - 4 countries -

HK Hong Kong
KR Korea, Republic of
SG Singapore
TW Taiwan

C1 NICs2A (Asian NICs of the second wave of industrialization) - 3 countries -

MY Malaysia
PH Philippines
TH Thailand

C2 NICs2LA (Latin American NICs of the second wave of industrialization) - 4 countries -

AR Argentina
BR Brazil
CL Chile
MX Mexico

B3 ASEAN (Association of South-East Asian Nations) - 7 countries -

BN Brunei Darussalam
ID Indonesia
MY Malaysia
PH Philippines
SG Singapore
TH Thailand

C6 Community of Independant States (CIS) - 12 countries -

AM Armenia
AZ Azerbaijan
BY Belarus
GE Georgia
KG Kyrgyzstan
KZ Kazakhstan
MD Moldova
RU Russia
TJ Tajikistan
TM Turkmenistan
UA Ukraine
UZ Uzbekistan

BOP CODING SYSTEM

CODE	LABEL ITEM
100	GOODS *
200	SERVICES *
205	Transportation *
206	Sea transport *
207	Passenger transport on sea
208	Freight transport on sea
209	Support. auxiliary and other services
210	Air transport *
211	Passenger transport by air
212	Freight transport by air
213	Supporting, auxiliary and other services
214	Other transportation *
236	Travel *
981	Other services *
245	Communications services *
249	Construction services *
253	Insurance services *
260	Financial services *
262	Computer and information services *
266	Royalties and licence fees*
268	Other business services *
269	Merchanting and other trade-related services
270	Merchanting
271	Other trade related services
272	Operational leasing
273	Miscellaneous business, professional and technical services
274	Legal, accounting, management, consultancy and public relations services
278	Advertising, market research and public opinion polling services
279	Research and development services
280	Architectural, engineering and other technical services
281	Agricultural, mining and on-site processing
284	Other
285	Services between affiliated enterprises, n.i.e.
287	Personal, cultural and recreational services *
288	Audio-visual and related services
289	Other personal, cultural and recreational
291	Government services, n.i.e. *
982	Services not allocated *
300	Income *
310	Compensation of employees
320	Investment Income
379	CURRENT TRANSFERS *
993	CURRENT ACCOUNT *
994	CAPITAL ACCOUNT
010	CURRENT + CAPITAL ACCOUNT *
995	FINANCIAL ACCOUNT
998	NET ERRORS AND OMISSIONS

* items included in this publication

ANNEX 4

**Correspondence table between presently published classification (BPM5)
and previously published classification (BPM4)**

CODE	PUBLICATION 85 - 94	PUBLICATION 84 - 93
100	GOODS <i>excluding processing and repairs</i>	MERCHANDISE
200	SERVICES <i>including processing and repairs</i>	SERVICES + GOVERNMENT TRANSACTIONS
205	Transportation	Transport
206	Sea transport	Sea passenger services + Sea freight
207	Passenger transport on sea	Sea passenger services
208	Freight transport on sea	Sea freight
209	Supporting, auxiliary and other services <i>included in other transport</i>	
210	Air transport	Air passenger services + Air freight
211	Passenger transport by air	Air passenger services
212	Freight transport by air	Air freight
213	Supporting, auxiliary and other services <i>included in other transport</i>	
214	Other transportation including • Supporting, auxiliary, and other transport for sea and air transport	Other transport
236	Travel	Travel
981	Other services <i>including</i> • Processing • Repairs <i>excluding</i> • Part of royalties and license fees corresponding to franchising • Operational leasing • Services between affiliated enterprises	Other services + GOVERNMENT TRANSACTIONS - Other miscellaneous services
245	Communications services	Communication services
249	Construction services	Construction services
253	Insurance services	Insurance services
260	Financial services	Banking
262	Computer and information services <i>included in other business services</i>	
266	Royalties and licence fees <i>excluding</i> • Franchising	Income from patents
268	Other business services including • computer and information services <i>excluding</i> • Operational leasing • Services between affiliated companies	Trade earnings + Advertising + Business services

CODE	PUBLICATION 85 - 94	PUBLICATION 84 - 93
269	Merchanting and other trade-related services	Trade earnings
270	Merchanting	Merchanting
271	Other trade related services	Trade commissions
272	Operational leasing <i>included in services not allocated</i>	
273	Miscellaneous business, professional and technical services <i>including</i> • <i>Computer and information services excluding</i> • <i>Services between affiliated companies</i>	Advertising + Business services
274	Legal, accounting, management, consulting and public relations services	
278	Advertising, market research and public opinion polling	Advertising
279	Research and development services	
280	Architectural, engineering and other technical services	
281	Agricultural, mining and on-site processing services	
284	Other	
285	Services between affiliated enterprises, n.i.e.	<i>included in other miscellaneous services</i>
287	Personal, cultural and recreational services <i>excluding</i> • <i>Culture</i>	Film/TV
288	Audio-visual and related services	
289	Other personal, cultural and recreational services	
291	Government services, n i e	GOVERNMENT TRANSACTIONS
982	Services not allocated <i>including</i> • <i>Part of royalties and license fees corresponding to franchising</i> • <i>Operational leasing</i> • <i>Services between affiliated enterprises</i>	Other miscellaneous services + Other goods and services
300	INCOME	LABOUR INCOME + INVESTMENT INCOME
310	Compensation of employees	LABOUR INCOME
320	Investment Income	INVESTMENT INCOME
379	CURRENT TRANSFERS	UNREQUITED TRANSFERS
993	CURRENT ACCOUNT	
994	CAPITAL ACCOUNT	
010	CURRENT + CAPITAL ACCOUNT	CURRENT ACCOUNT
995	FINANCIAL ACCOUNT	
998	NET ERRORS AND OMISSIONS	

ANNEX 5

BOP ECONOMIC TERRITORY

All Members States do not have the same criterion in registering the small territories and it can lead to asymmetries. To harmonise the data collection, Eurostat asks the Members States to use as *BOP territory* of their partner countries the classification described below. It is suggested that the *BOP* statisticians continue to use the *ISO 3166 coding system*. However the *BOP* codes have a slightly different meaning (since they include some overseas territories).

BOP CODE	COUNTRY	ISO CODE	BOP TERRITORY
A3	BLEU	BE LU	Belgium Luxembourg
DK	DENMARK	DK FO GL	Denmark Faroe Islands Greenland
DE	GERMANY	DE	Germany Excluding Büsingen and Büttenhardter Höfe (customs free zones belonging to the customs territory of Switzerland) Including Jungholz and Mittelberg (parts of the territory of Austria but customs union with Germany)
GR	GREECE	GR	Greece
ES	SPAIN	ES	Spain (including Balearic Islands, Ceuta and Melilla and Canary Islands)
FR	FRANCE	FX MC GF MQ GP RE PF NC WF YT PM	France, metropolitan Principality of Monaco Overseas Departments: French Guiana Martinique Guadeloupe (Grande Terre, Basse Terre, Marie Galante, Les Saintes, Iles de la Petite Terre, Désirade, Saint Barthélemy and Northern St Martin) Réunion Overseas territories: French Polynesia (Marqueses, Société, Gambier, Tubai, Tuamotu, Clipperton) New Caledonia and dependencies (Pins, Loyauté, Huon, Belep, Chesterfield) Wallis et Futuna Islands Territorial collectivities: Mayotte Saint Pierre et Miquelon
IE	IRELAND	IE	Ireland
IT	ITALY	IT SM	Italy San Marino
NL	NETHERLANDS	NL	Netherlands (excluding Netherlands Antilles)
PT	PORTUGAL	PT	Portugal (including Açores and Madeira)
GB	UNITED KINGDOM	GB	United Kingdom of Great Britain and Northern Ireland (including Channel Islands - Guernsey and Jersey - and the Isle of Man)
AT	AUSTRIA	AT	Austria (excluding Jungholz and Mittelberg)
FI	FINLAND	FI	Finland (including Åland)
IS	ICELAND	IS	Iceland
NO	NORWAY	NO	Norway
SE	SWEDEN	SE	Sweden

ANNEX 6

BIBLIOGRAPHY

Methodology and Publications of statistical data.

- Eurostat :** *International trade in services, EU, 1985-1994*, Eurostat, 1996
International trade in services, EUR12, 1984-1993, Eurostat, 1995
Geographical breakdown of the current account, EUR12, 1984-1993, Eurostat, 1995
EC direct investment, 1984-1993, Eurostat, 1995
Balance of payments of the Community Institutions, 1994, Eurostat, 1995
Balance of payments-Quarterly statistics, Eurostat, 1996
ECUSTAT, Eurostat, 3-1996
Money and Finance, Eurostat, 3-1995
Improvement and Harmonisation of the EU/EFTA Balance of Payments, Report of Task Force 2 "Current Account", Eurostat, March 1996
Balance of Payments Vade mecum, Eurostat, March 1996
- IMF :** *Balance of Payments manual, fourth edition*, IMF, 1977
Balance of Payments manual, fifth edition, IMF, 1993
Balance of Payments Statistics Yearbook, IMF, annual 1995
Balance of Payments textbook, IMF, 1996
- OECD :** *Services : Statistics on International transactions, 1970-1993*
Joint OECD-Eurostat Trade-in-Services Classification, July 1996
- BLEU :** *Bulletin de la Banque Nationale de Belgique*, Banque Nationale de Belgique, monthly
- Denmark :** *Monetary Review, Danmarks Nationalbank, monthly*
Monthly Financial Statistics Danmarks Nationalbank
- Germany :** *Zahlungsbilanzstatistik*, Deutsche Bundesbank, annual
Balance of Payments by region, Deutsche Bundesbank, October 1995
Zahlungsbilanzstatistik, Statistisches Beiheft zum Monatsbericht 3, Deutsche Bundesbank, March 1996
Deutsche Bundesbank Monthly Report, March 1995
- Greece :** *Greece Balance of Payments Methodology*, Eurostat, 1984
Monthly statistical bulletin, Bank of Greece
- Spain :** *Balanza de Pagos de España*, Ministerio de Economía y Hacienda, annual
Economic bulletin, Banco de España, annual
The spanish balance of payments, 1994, annual
- France :** *La balance des paiements de la France, Rapport annuel et annexes*, Banque de France, annual
- Ireland :** *Bulletin of statistics*, Central Statistical Office, monthly
- Italy :** *Bollettino statistico, Statistiche analitiche valutarie*, Ufficio Italiano dei Cambi, monthly
Tematiche istituzionali. Manuale della bilancia dei pagamenti in Italia, Banca D'Italia, September 1995
Assemblea generale ordinaria dei partecipanti, Banca d'Italia, annual
Ressegna Congiunturale, Banca D'Italia, monthly.
- Netherlands :** *De Nederlandsche Bank - Jaarverslag*, De Nederlandsche Bank, annual
- Austria:** *15 Jahre Zahlungsbilanz Österreichs 1979-1993*, Österreichische Nationalbank
- Portugal :** *Annual Report*, Banco de Portugal, annual
- Finland :** *Balance of Payments monthly Manual*, Bank of Finland.
- Sweden:** *Annual Report*, Sveriges Riksbank.
- United Kingdom :** *United Kingdom Balance of Payments Methodology*, Eurostat, 1983
United Kingdom Balance of Payments - The CSO Pink Book, Central Statistical Office, annual
- USA :** *Survey of Current Business*, United States Department of Commerce, monthly
- Japan :** *Balance of Payments Monthly*, Foreign Department, The Bank of Japan

ES	Clasificación de las publicaciones de Eurostat
TEMA	
0	Diversos (rosa)
1	Estadísticas generales (azul oscuro)
2	Economía y finanzas (violeta)
3	Población y condiciones sociales (amarillo)
4	Energía e industria (azul claro)
5	Agricultura, silvicultura y pesca (verde)
6	Comercio exterior (rojo)
7	Comercio, servicios y transportes (naranja)
8	Medio ambiente (turquesa)
9	Investigación y desarrollo (marrón)
SERIE	
A	Anuarios y estadísticas anuales
B	Estadísticas coyunturales
C	Cuentas y encuestas
D	Estudios e investigación
E	Métodos
F	Estadísticas breves

GR	Ταξινόμηση των δημοσιεύσεων της Eurostat
ΘΕΜΑ	
0	Διάφορα (ροζ)
1	Γενικές στατιστικές (βαθύ μπλε)
2	Οικονομία και δημοοικονομικά (βιολετί)
3	Πληθυσμός και κοινωνικές συνθήκες (κιτρινο)
4	Ενέργεια και βιομηχανία (μπλε)
5	Γεωργία, δάση και αλιεία (πράσινο)
6	Εξωτερικό εμπόριο (κόκκινο)
7	Εμπόριο, υπηρεσίες και μεταφορές (πορτοκαλί)
8	Περιβάλλον (τουρκουάζ)
9	Ερευνα και ανάπτυξη (καφέ)
ΣΕΙΡΑ	
A	Επετηρίδες και ετήσιες στατιστικές
B	Συγκυριακές στατιστικές
C	Λογαριασμοί και έρευνες
D	Μελέτες και έρευνα
E	Μέθοδοι
F	Στατιστικές εν συντομία

IT	Classificazione delle pubblicazioni dell'Eurostat
TEMA	
0	Diverse (rosa)
1	Statistiche generali (blu)
2	Economia e finanze (viola)
3	Popolazione e condizioni sociali (giallo)
4	Energia e industria (azzurro)
5	Agricoltura, foreste e pesca (verde)
6	Commercio estero (rosso)
7	Commercio, servizi e trasporti (arancione)
8	Ambiente (turchese)
9	Ricerca e sviluppo (marrone)
SERIE	
A	Annuari e statistiche annuali
B	Statistiche sulla congiuntura
C	Conti e indagini
D	Studi e ricerche
E	Metodi
F	Statistiche in breve

FI	Eurostatin julkaisuluokitus
Aihe	
0	Sekalaista (vaaleanpunainen)
1	Yleiset tilastot (yonsininen)
2	Talous ja rahoitus (violetti)
3	Väestö- ja sosiaalitalastot (keittäinen)
4	Energia ja teollisuus (sininen)
5	Maa- ja metsätalous, kalastus (vihreä)
6	Ulkomaankauppa (punainen)
7	Kauppa, palvelut ja liikenne (oranssi)
8	Ympäristö (turkooisi)
9	Tutkimus ja kehitys (ruskea)
Sarja	
A	Vuosikirjat ja vuositilastot
B	Suhdannetilastot
C	Laskennat ja kyselytutkimukset
D	Tutkimukset
E	Menetelmät
F	Tilastokatsaukset

DA	Klassifikation af Eurostats publikationer
EMNE	
0	Diverse (rosa)
1	Almene statistikker (mørkeblå)
2	Økonomi og finanser (violet)
3	Befolkning og sociale forhold (gul)
4	Energi og industri (blå)
5	Landbrug, skovbrug og fiskeri (grøn)
6	Udenrigshandel (rod)
7	Handel, tjeneslydelser og transport (orange)
8	Miljø (turkis)
9	Forskning og udvikling (brun)
SERIE	
A	Årbøger og årlige statistikker
B	Konjunkturstatistikker
C	Tællinger og rundspørger
D	Undersøgelser og forskning
E	Metoder
F	Statistikoversigter

EN	Classification of Eurostat publications
THEME	
0	Miscellaneous (pink)
1	General statistics (midnight blue)
2	Economy and finance (violet)
3	Population and social conditions (yellow)
4	Energy and industry (blue)
5	Agriculture, forestry and fisheries (green)
6	External trade (red)
7	Distributive trades, services and transport (orange)
8	Environment (turquoise)
9	Research and development (brown)
SERIES	
A	Yearbooks and yearly statistics
B	Short-term statistics
C	Accounts and surveys
D	Studies and research
E	Methods
F	Statistics in focus

NL	Classificatie van de publikaties van Eurostat
ONDERWERP	
0	Diverse (roze)
1	Algemene statistiek (donkerblauw)
2	Economie en financiën (paars)
3	Bevolking en sociale voorwaarden (geel)
4	Energie en industrie (blauw)
5	Landbouw, bosbouw en visserij (groen)
6	Buitenlandse handel (rood)
7	Handel, diensten en vervoer (oranje)
8	Milieu (turkoois)
9	Onderzoek en ontwikkeling (bruin)
SERIE	
A	Jaarboeken en jaarstatistieken
B	Conjunctuurstatistieken
C	Rekeningen en enquêtes
D	Studies en onderzoeken
E	Methoden
F	Statistieken in het kort

SV	Klassifikation av Eurostats publikationer
ÄMNE	
0	Diverse (rosa)
1	Allmän statistik (mörkblå)
2	Ekonomi och finans (lila)
3	Befolkning och sociala förhållanden (gul)
4	Energi och industri (blå)
5	Jordbruk, skogsbruk och fiske (grön)
6	Utrikeshandel (röd)
7	Handel, tjänster och transport (orange)
8	Miljö (turkos)
9	Forskning och utveckling (brun)
SERIE	
A	Årsböcker och årlig statistik
B	Konjunkturstatistik
C	Redogörelser och enkäter
D	Undersökningar och forskning
E	Metoder
F	Statistiköversikter

DE	Gliederung der Veröffentlichungen von Eurostat
THEMENKREIS	
0	Verschiedenes (rosa)
1	Allgemeine Statistik (dunkelblau)
2	Wirtschaft und Finanzen (violett)
3	Bevölkerung und soziale Bedingungen (gelb)
4	Energie und Industrie (blau)
5	Land- und Forstwirtschaft, Fischerei (grün)
6	Außenhandel (rot)
7	Handel, Dienstleistungen und Verkehr (orange)
8	Umwelt (türkis)
9	Forschung und Entwicklung (braun)
REIHE	
A	Jahrbücher und jährliche Statistiken
B	Konjunkturstatistiken
C	Konten und Erhebungen
D	Studien und Forschungsergebnisse
E	Methoden
F	Statistik kurzgefaßt

FR	Classification des publications d'Eurostat
THÈME	
0	Divers (rose)
1	Statistiques générales (bleu nuit)
2	Économie et finances (violet)
3	Population et conditions sociales (jaune)
4	Énergie et industrie (bleu)
5	Agriculture, sylviculture et pêche (vert)
6	Commerce extérieur (rouge)
7	Commerce, services et transports (orange)
8	Environnement (turquoise)
9	Recherche et développement (brun)
SÉRIE	
A	Annuaire et statistiques annuelles
B	Statistiques conjoncturelles
C	Comptes et enquêtes
D	Études et recherche
E	Méthodes
F	Statistiques en bref

PT	Classificação das publicações do Eurostat
TEMA	
0	Diversos (rosa)
1	Estatísticas gerais (azul-escuro)
2	Economia e finanças (violeta)
3	População e condições sociais (amarelo)
4	Energia e indústria (azul)
5	Agricultura, silvicultura e pesca (verde)
6	Comércio externo (vermelho)
7	Comércio, serviços e transportes (laranja)
8	Ambiente (turquesa)
9	Investigação e desenvolvimento (castanho)
SÉRIE	
A	Anuários e estatísticas anuais
B	Estatísticas conjunturais
C	Contas e inquéritos
D	Estudos e investigação
E	Métodos
F	Estatísticas breves

European Commission

Geographical breakdown of the current account — EU, 1992-94 — 1996 Edition

Luxembourg: Office for Official Publications of the European Communities

1996 — 403 pp. — 21 x 29.7 cm

Theme 2: Economy and finance (violet)

Series D: Studies and research

ISBN 92-827-8585-8

Price (excluding VAT) in Luxembourg: ECU 36

This document presents statistics on the geographical breakdown (in relation to different partner zones) of the current account of the European Union (EUR 15 and EUR 12), its Member States, the United States and Japan. The period covered is from 1992 to 1994.

To allow comparisons, these figures have been harmonized according to a common classification (approximately 25 items) on the basis of the balances of payments of the abovementioned States. The statistical tables present a more detailed geographical breakdown than that of previous publications. More particularly, for 1994, for the EU and its Member States the geographical breakdown of the flows is extended to about 50 countries, geographic zones and economic zones.

All flows are expressed in ecus.

This document includes methodological explanations and the description of the harmonization work undertaken. For the first time the methodological framework is that of the fifth International Monetary Fund (IMF) manual.

BELGIQUE/BELGIE

Moniteur belge/Belgisch Staatsblad
Rue de Louvain 40-42/
Leuvenseweg 40-42
B-1000 Bruxelles/Brussel
Tél. (32-2) 552 22 11
Fax (32-2) 511 01 84

Jean De Lannoy

Avenue du Roi 202/
Koningslaan 202
B-1060 Bruxelles/Brussel
Tél. (32-2) 538 51 69
Fax (32-2) 538 08 41
e-mail: jean.de.lannoy@infoboard.be

**Librairie européenne/
Europese Boekhandel**

Rue de la Loi 244/
Wetstraat 244
B-1040 Bruxelles/Brussel
Tél. (32-2) 295 26 39
Fax (32-2) 735 08 60

DANMARK

J. H. Schultz Information A/S

Herstedvang 10-12
DK-2620 Albertslund
Tlf. (45) 43 63 23 00
Fax (45) 43 63 19 69
e-mail: schultz@schultz.dk

DEUTSCHLAND

Bundesanzeiger Verlag

Breite Straße 78-80
Postfach 10 05 34
D-50667 Köln
Tel. (49-221) 20 29-0
Fax (49-221) 20 29 278

GREECE/ELLADA

G.C. Eleftheroudakis SA

International Bookstore
Panepistimiou 17
GR-105 64 Athens
Tel. (30-1) 331 41 82
Fax (30-1) 323 98 21

ESPAÑA

Mundi Prensa Libros, SA

Castelló, 37
E-28001 Madrid
Tel. (34-1) 431 33 99/431 32 22/435 36 37
Fax (34-1) 575 39 98
e-mail: mundiprensa@tsai.es

Boletín Oficial del Estado

Trafalgar 27-29
E-28010 Madrid
Tel. (34-1) 538 22 95/538 22 97
Fax (34-1) 538 22 67

Sucursals:

Mundi Prensa Barcelona

Consell de Cent, 391
E-08009 Barcelona
Tel. (34-3) 488 34 92
Fax (34-3) 487 76 59

Libreria de la Generalitat de Catalunya

Rambra dels Estudis, 118
Palau Moja
E-08002 Barcelona
Tel. (34-3) 302 68 35/302 64 62
Fax (34-3) 302 12 99

FRANCE

Journal officiel

Service des publications des CE
26, rue Desaix
F-75727 Paris Cedex 15
Tél. (33-1) 40 58 77 01/31
Fax (33-1) 40 58 77 00

IRELAND

Government Supplies Agency

Publications Section
4-5 Harcourt Road
Dublin 2
Tel. (353-1) 661 31 11
Fax (353-1) 475 27 60

ITALIA

Licosa SpA

Via Duca di Calabria 1/1
Casella postale 552
I-50125 Firenze
Tel. (39-55) 64 54 15
Fax (39-55) 64 12 57
e-mail: licosa@rtbcc.it

GRAND-DUCHÉ DE LUXEMBOURG

Messageries du livre Sàrl

5, rue Raiffaisen
L-2411 Luxembourg
Tél. (352) 40 10 20
Fax (352) 490 661
e-mail: mdk@pt.lu

Abonnements:

Messageries Paul Kraus

11, rue Christophe Plantin
L-2339 Luxembourg
Tél. (352) 499 88 88
Fax (352) 499 888 444
e-mail: mpk@pt.lu

NEDERLAND

SDU Uitgeverijen

Externe Fondsen
Christoffel Plantijnstraat 2
Postbus 20014
2500 EA 's-Gravenhage
Tel. (31-70) 378 98 80
Fax (31-70) 378 97 83

ÖSTERREICH

**Manz'sche Verlags-
und Universitätsbuchhandlung GmbH**

Siebenbrunnengasse 21
Postfach 1
A-1050 Wien
Tel. (43-1) 53 161 (334 oder 340)
Fax (43-1) 53 161 (339)
e-mail: auslieferung@manz.co.at

PORTUGAL

Imprensa Nacional-Casa da Moeda, EP

Rua Marquês de Sá da Bandeira, 16 A
P-1050 Lisboa Codex
Tel. (351-1) 353 03 99
Fax (351-1) 353 02 94/384 01 32

Distribuidora de Livros

Bertrand Ld.^a
Grupo Bertrand, SA
Rua das Terras dos Vales, 4-A
Apartado 60037
P-2700 Amadora Codex
Tel. (351-1) 495 90 50/495 87 87
Fax (351-1) 496 02 55

SUOMI/FINLAND

**Akateminen Kirjakauppa /
Akademiska Bokhandeln**

Pohjoisesplanadi 39/
Norra esplanaden 39
PL/PB 128
FIN-00101 Helsinki/Helsingfors
Tel. (358) 121 41
Fax (358) 121 44 35
e-mail: akatilaus@stockmann.mailnet.fi

SVERIGE

BTJ AB

Traktorvägen 11
PO Box 200
S-221 00 LUND
Tel. (46) 18 00 00
Fax (46) 18 01 25

UNITED KINGDOM

HMSO Books (Agency Section)

HMSO Publications Centre
51, Nine Elms Lane
London SW8 5DR
Tel. (44-171) 873 9090
Fax (44-171) 873 8463

ICELAND

Bokabud Larusar Blöndal

Skólavörðustíg, 2
IS-101 Reykjavík
Tel. (354) 55 15 650
Fax (354) 55 25 560

NORGE

NIC Info A/S

Bertrand Narvesens vei 2
Boks 6512 Etterstad
N-0608 Oslo
Tel. (47-22) 57 33 34
Fax (47-22) 68 19 01

SCHWEIZ/SUISSE/SVIZZERA

OSEC

Stampfenbachstraße 65
CH-8035 Zürich
Tel. (41-1) 365 54 54
Fax (41-1) 365 54 11
e-mail: urs.leimbacher@ecs.osec.inet.ch

BÄLGARIJA

Europress Klassika Bk Ltd

76, Gurko Street
BG-1463 Sofia
Tel. (359-2) 81 64 73
Fax (359-2) 81 64 73

ČESKÁ REPUBLIKA

NIS ČR - prodejna

Konviktská 5
CZ-113 57 Praha 1
Tel. (42-2) 24 22 94 33/24 23 09 07
Fax (42-2) 24 22 94 33
e-mail: nkposp@dec.nis.cz

HRVATSKA

Mediatrade Ltd

Pavia Hatza 1
HR-4100 Zagreb
Tel. (38-1) 43 03 92
Fax (38-1) 44 40 59

MAGYARORSZÁG

Euro Info Service

Europa Ház
Margitsziget
H-1138 Budapest
Tel. (36-1) 11 16 061/11 16 216
Fax (36-1) 302 50 35

POLSKA

Business Foundation

ul. Krucza 38/42
PL-00-512 Warszawa
Tél. (48-22) 621 99 93/626 28 82
Fax (48-22) 621 97 61- Free line (0-39) 12 00 77

ROMÂNIA

Euromedia

Str. G-ral Berthelot Nr 41
RO-70749 Bucuresti
Tél. (41) 210 44 01/814 06 64
Fax (41) 210 44 01

RUSSIA

CCEC

9,60-letiya Oktyabrya Av.
117312 Moscow
Tel. (095) 135 52 27
Fax (095) 135 52 27

SLOVAKIA

Slovenska Technicka Kniznica

Námestie slobody 19
SLO-81223 Bratislava 1
Tel. (42-7) 53 18 384
Fax (42-7) 53 18 384
e-mail: europ@tbb1.slik.stuba.sk

MALTA

Miller Distributors Ltd

Malta International Airport
PO Box 25
LQA 05 Malta
Tel. (358) 66 44 88
Fax (358) 87 67 99

TÜRKIYE

Dünya Infotel A.S.

İstiklal Caddesi No 469
TR-80050 Tünel-Istanbul
Tel. (90-212) 251 91 96 / 427 02 10
Fax (90-212) 251 91 97

ISRAEL

R.O.Y. International

17, Shimon Hatanaei Street
PO Box 13056
61130 Tel Aviv
Tel. (972-3) 546 14 23
Fax (972-3) 546 14 42
e-mail: royik@netvision.net.il

Sub-agent for the Palestinian Authority:

Index Information Services

PO Box 19502
Jerusalem
Tel. (972-2) 27 16 34
Fax (972-2) 27 12 19

EGYPT

The Middle East Observer

41, Sherif Street
Cairo
Tel. (20-2) 39 26 919
Fax (20-2) 39 39 732

UNITED STATES OF AMERICA

Unipub

4611-F Assembly Drive
M1720706 Lanham
Tel. (800) 274-4888 (toll free telephone)
Fax (800) 865-3450 (toll free fax)

CANADA

**Uniquement abonnements/
Subscriptions only:**

Renouf Publishing Co. Ltd

1294 Algoma Road
K1B 3W8 Ottawa, Ontario
Tel. (1-613) 741 73 33
Fax (1-613) 741 54 39
e-mail: renouf@fox.nstn.ca
For monographs see: Unipub

AUSTRALIA

Hunter Publications

PO Box 404
3167 Abbotsford, Victoria
Tel. (3) 9417 53 81
Fax (3) 9419 71 54

JAPAN

PSI-Japan

Kyoku Dome, Tokyo Kojimachi P.O.
Tokyo 102
Tel. (81-3) 3234 69 21
Fax (81-3) 3234 69 15
e-mail: psijapan@gol.com
URL: www.psi-japan.com

SOUTH AND EAST ASIA

Legal Library Services Limited

Orchard
PO Box 0523
912318 Singapore
Tel. (65) 243 24 98
Fax (65) 243 24 79
e-mail: elaine@leg-libry.demon.co.uk

SOUTH AFRICA

Sefto

5th Floor Export House,
CNR Maude & West Streets
PO Box 782 706
2146 Sandton
Tel. (27-11) 883 37 37
Fax (27-11) 883 65 69

ANDERE LÄNDER

OTHER COUNTRIES

AUTRES PAYS

Bitte wenden Sie sich an ein Büro Ihrer Wahl
Please, address yourself to the sales office of your choice
Veuillez vous adresser au bureau de vente de votre choix

Price (excluding VAT) in Luxembourg: ECU 36

ISBN 92-827-8585-8



OFFICE FOR OFFICIAL PUBLICATIONS
OF THE EUROPEAN COMMUNITIES

L-2985 Luxembourg



9 789282 785850 >