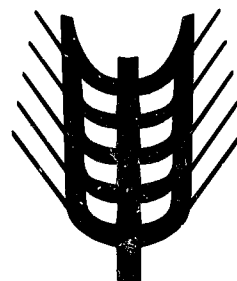





Kommissionen for De europæiske Fællesskaber
Kommission der Europäischen Gemeinschaften
Επιτροπή των Ευρωπαϊκών Κοινοτήτων
Commission of the European Communities
Commission des Communautés européennes
Commissione delle Comunità europee
Commissie van de Europese Gemeenschappen



Landbrugsmarkeder
Agrarmärkte
Γεωργικές αγορές
Agricultural markets
Marchés agricoles
Mercati agricoli
Landbouwmarkten

Priser □ Preise □ Τιμές □ Prices □ Prix □ Prezzi □ Prijzen

Basée sur des informations, rassemblées par les services de la Direction Générale de l'Agriculture, dans le cadre de l'application de la politique agricole commune, la publication "Marchés Agricoles - Prix" contient des données concernant les prix fixés par le Conseil ou par la Commission et les prix constatés sur les différents marchés de la Communauté.

La table des matières (page 1) mentionne les produits traités.

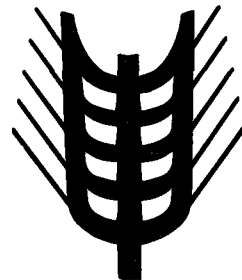

Les tableaux donnent l'évolution, pour une période de plusieurs semaines et de plusieurs mois, des:

- montants fixés,*
- prix de marché (si possible),*
- prélèvements envers pays tiers,*
- prix sur le marché mondial (si possible).*

En outre, quelques graphiques ont été insérés dans la publication.

€

Kommissionen for De europæiske Fællesskaber
Kommission der Europäischen Gemeinschaften
Επιτροπή των Ευρωπαϊκών Κοινοτήτων
Commission of the European Communities
Commission des Communautés européennes
Commissione delle Comunità europee
Commissie van de Europese Gemeenschappen



Landbrugsmarkeder
Agrarmärkte
Γεωργικές αγορές
Agricultural markets
Marchés agricoles
Mercati agricoli
Landbouwmakten

Priser □ Preise □ Τιμές □ Prices □ Prix □ Prezzi □ Prijzen

GENERALDIREKTORATET FOR LANDBRUG, Direktorat Generale anliggender
GENERALDIREKTION LANDWIRTSCHAFT, Direktion Allgemeine Angelegenheiten
ΓΕΝΙΚΗ ΔΙΕΥΘΥΝΣΗ ΓΕΩΡΓΙΑΣ, Διεύθυνση γενικών υποθέσεων
DIRECTORATE-GENERAL AGRICULTURE, Directorate General matters
DIRECTION GENERALE DE L'AGRICULTURE, Direction Affaires générales
DIREZIONE GENERALE DELL'AGRICOLTURA, Direzione Affari generali
DIRECTORAAT-GENERAAL LANDBOUW, Directoraat Algemene zaken

Rue de la Loi 200—B-1049 Bruxelles
Bâtiment Berlaymont

Tél. 235.11.11

Télex 22037 (AGREC)

Luxembourg: Office des publications officielles des Communautés européennes, 1983

ISBN 0250-9601

Kat./Cat.: CB-AZ-83-002-7C-C

Eftertryk med kildeangivelse tilladt
Nachdruck mit Quellenangabe gestattet
Η αναδημοσίευση οποιουδήποτε στοιχείου προϋποθέτει την αναφορά της πηγής
Reference to this publication is requested for reproduction of any data
La reproduction des données est subordonnée à l'indication de la source
La riproduzione del contenuto è subordinata alla citazione della fonte
Het overnemen van gegevens is toegestaan mits bronvermelding

Printed in Belgium

| Anvendte forkortelser og tegn | Zeichen und Abkürzungen | Abbreviations and symbols | | Abréviations et signes employés | Abbreviazioni e segni convenzionali | Tekens en afkortingen |
|--|--|---------------------------------|------|--|---|---|
| Ingen prisnotering eller -fastsættelse | Keine Preisnotierung oder -festsetzung | No prices quoted or fixed | - | Pas de cotation ou fixation de prix | Nessuna quotazione o fissazione di prezzo | Geen notering of prijsvaststelling |
| Ikke_freliggende oplysninger | Informationen nicht verfügbar | Information not available | . | Information non disponible | Informazioni non disponibili | Informaties niet beschikbaar |
| Gennemsnit | Durchschnitt | Average | Ø | Moyenne | Medie | Gemiddelde |
| - | - | - | UM | Unité monétaire | Unità monetaria | - |
| - | Geldeinheit | Monetary unit | GE | - | - | Geldeenheid |
| - | - | - | MU | - | - | - |
| Pengeenhed | - | - | PE | - | - | - |
| Europæisk regningsenhed | Europäische Rechnungseinheit | European unit of account | ECU | Unité de compte européenne | Unità di conto europea | Europese rekeneenheid |
| National valuta | Nationale Währung | Currency amount | MN | Monnaie nationale | Moneta nazionale | Nationale valuta |
| Belgisk franc | Belgischer Franc | Belgian franc | BFR | Franc belge | Franco belga | Belgische frank |
| D-mark | Deutsche Mark | German mark | DM | Deutschmark | Marco tedesco | Duitse mark |
| Dansk krone | Dänische Krone | Danish krone | DKR | Couronne danoise | Corona danese | Deense kroon |
| Franske franc | Französischer Franc | French franc | FF | Franc français | Franco francese | Franske frank |
| Irsk pund | Irishes Pfund | Irish pound sterling | IRL | Livre irlandaise | Lira sterlina irlandese | Iers pond |
| Lire | Lire | Italian lire | LIT | Lire | Lira | Lira |
| Luxembourgsk franc | Luxemburger Franc | Luxembourg franc | LFR | Franc luxembourgeois | Franco lussemburghese | Luxemburgsk frank |
| Gylden | Gulden | Dutch guilder | HFL | Florin | Fiorino | Gulden |
| Pund sterling | Englisches Pfund | English pound sterling | UKL | Livre anglaise | Lira sterlina inglese | Engels pond |
| Østrigsk schilling | Osterreichischer Schilling | Austrian schilling | OS | Schilling autrichien | Scellino austriaco | Oostenrijkse schilling |
| Schweizer franc | Schweizer Franc | Swiss franc | SFR | Franc suisse | Franco svizzero | Zwitserse frank |
| Svensk krone | Schwedische Krone | Swedish krone | SKR | Couronne suédoise | Corona svedese | Zweedse kroon |
| Korn | Getreide | Cereals | CER | Céréales | Cereali | Granen |
| Blød hvede | Weichweizen | Common wheat | BLT | Froment tendre | Fruento tenero | Zachte tarwe |
| Rug | Roggen | Rye | SEG | Seigle | Segala | Rogge |
| Byg | Gerste | Barley | ORG | Orge | Orzo | Gerst |
| Havre | Hafer | Oats | HAF | Avoine | Avena | Haver |
| Majs | Maïs | Maize | MAI | Maïs | Granoturco | Majs |
| Boghvede | Buchweizen | Buckwheat | BKW | Sarrasin | Grano saraceno | Boekweit |
| Sorghum | Sorghum | Grain sorghum | SOR | Sorgho | Sorgo | Sorghum |
| Hirse | Hirse | Millet | MIL | Millet | Miglio | Gierst |
| Andre | Andere | Other | AUT | Autres | Altri | Andre |
| Hård hvede | Hartweizen | Durum wheat | DUR | Froment dur | Fruento duro | Durum tarwe |
| Hvedemel og mel af bland-sed af hvede og rug | Mehl von Weizen und von Mengkorn | Wheat or meslin flour | FBL | Farines de froment (blé) ou de méteil | Farina di frumento e di frumento segalato | Meel van tarwe en van mengkoren |
| Rugmel | Mehl von Roggen | Rye flour | FRO | Farine de seigle | Farina di segala | Meel van rogge |
| Gryn af blød hvede | Grütze und Griess von Weichweizen | Common wheat groats and meal | GBL | Gruaux et semoules de froment tendre | Semole e semolini di frumento tenero | Grutten, gries en gries-meel van zachte tarwe |
| Gryn af hård hvede | Grütze und Griess von Hartweizen | Durum wheat groats and meal | GDU | Gruaux et semoules de froment dur | Semole e semolini di frumento duro | Grutten, gries en gries-meel van durum tarwe |
| Ris | Reis | Rice | RIZ | Riz | Riso | Rijst |
| Uafskallet ris | Rohreis | Paddy rice | PAD | Riz paddy | Risone | Padderijst |
| Afskallet ris (hinderis) | Geschälter Reis | Husked rice | DEC | Riz décortiqué | Riso semigreggio | Gedopte rijst |
| Delvis sleben ris | Hålbgeschliffenen Reis | Semi-milled rice | DBL | Riz semi-blanchi | Riso semilavorato | Halfwitte rijst |
| Sleben ris | Vollständig geschliffenen Reis | Milled rice | CBL | Riz blanchi | Riso lavorato | Volwitte rijst |
| Brudris | Bruchreis | Broken rice | BRI | Riz en brisures | Rotture di riso | Breukrijst |
| Hvidt sukker | Weisszucker | White sugar | SBL | Sucre blanc | Zucchero bianco | Witte suiker |
| Rørsukker | Rohzucker | Raw sugar | SBR | Sucre brut | Zucchero greggio | Ruwe suiker |
| Melasse | Melassen | Molasses | MEL | Mélasses | Melasso | Melasse |
| Sirup | Sirup | Syrups | SIR | Sirops | Sciroppo | Stroop |
| Levendevægt | Lebendgewicht | Live weight | PVI | Poids vif | Peso vivo | Levend gewicht |
| Slagtevægt | Schlachtgewicht | Slaughtered weight | PAB | Poids abattu | Peso morto | Geslacht gewicht |
| Produktgruppe | Produktgruppe | Product group | PG | Groupe de produits | Gruppo del prodotto | Produktengroep |
| - | - | - | UEBL | Union économique belgo-luxembourgeoise | Unione economica belgo-lussemburghese | - |
| Belgisk-Luxembourgsk økonomisk union | Belgisch-Luxemburgische Wirtschaftsunion | Belgo-Luxembourg Economic Union | BLEU | - | - | Belgisch-Luxemburgsk økonomisk union |

INDHOLDSFORTEGNELSE

| | <u>Side/Seite</u> |
|--|-------------------|
| Arbejdsfrie dage | 5 |
| Indledende bemærkninger | 6 |
| I. KORN | 7 |
| A. Interventionspriser Markedspriser | 8 - 23 |
| B. Tærskelpriser, CIF Afgifter infør. Afgifter eksport. | 24 - 29 |
| C. Importpriser (ikke ændret) CIF Antwerpen/Rotterdam | 30 - 34 |
| II. RIS | 35 |
| A. Indikativpriser Interventionspriser Markedspriser | 36 |
| B. Tærskelpris, afgif. trejdel. OLO | 37 - 38 |
| C. CIF, eksportafgif. | 39 - 41 |
| D. Importpriser CIF Amsterdam/Rotterdam/Antwerpen | 42 - 45 |
| III. FEDSTOFFER | 47 |
| - Oliveolie | |
| A. Producentindikativpris- Repræs. markedspris- Interventionspris- Tærskelpris- | 48 |
| B. Minimums importafgifter | 49 - 52 |
| C. Markedspriser (oliveolie og frøolie) | 53 - 54 |
| - Olieholdige frø | |
| A. Fastsatte fælleskabspriser | 55 |
| B. Priser fastsatte af Kommissionen | 56 - 57 |
| IV. VIN | 59 |
| Pris for bordvin fra producenten | 60 - 64 |
| V. SUKKER | 65 |
| A. Indikativpris Interventionspriser Afledte interventionspriser Tærskelpriser | 66 - 69 |
| B. Minimumspris for sukkerroer | |
| C. Afgifter over for tredjelande | 70 - 72 |
| D. Importpriser | 73 - 74 |
| E. Verdensmarkedspriser | 75 |
| VI. ISOGLUCOSE | 77 |
| A. Importafgifter | 78 |
| B. Restitutioner | 78 |
| VII. SVINEKØD | 79 |
| A. Fastsatte priser | 80 - 81 |
| B. Markedspriser | |
| 1. Svin | 82 - 90 |
| 2. Delstykker | 91 - 94 |
| VIII. ÆG | 95 |
| A. Fastsatte priser | 96 |
| B. Markedspriser | 97 - 101 |
| IX. FJERKRÆ | 103 |
| A. Fastsatte priser | 104 - 105 |
| B. Markedspriser | 106 - 107 |
| X. OKSEKØD | 109 |
| A. Fastsatte priser | 110 |
| B. Markedspriser | 111 - 126 |
| C. Importafgifter over for tredjelande | 127 - 130 |
| XI. MEJERIPRODUKTER | 131 |
| A. Fastsatte priser | 132 |
| B. Tærskelpriser - Importafgifter over for tredjelande | 133 - 134 |
| XII. FAAREKØD | 135 |
| A. Fastsatte priser | 136 |
| B. Markedspriser | 137 - 138 |
| C. Importafgifter over for tredjelande | 139 - 140 |

INHALTSVERZEICHNIS

| | |
|--|--|
| Feiertage | |
| Vorbemerkung | |
| I. GETREIDE | |
| A. Interventionspreise Marktpreise | |
| B. Schwellenpreise, CIF Abschöpfungen Einf. Abschöpfungen Ausf. | |
| C. Einfuhrpreise (unberichtigt) CIF Antwerpen/ ROTTERDAM | |
| II. REIS | |
| A. Richtpreise Interventionspreise Marktpreise | |
| B. Schwellenpreise, Abschöpf. Drittl., ULG | |
| C. CIF, Abschöpf. Ausf. | |
| D. Einfuhrpreise CIF Amsterdam/Rotterdam/Antwerpen | |
| III. FETTE | |
| - Olivenöl | |
| A. Erzeugerrichtpreise- Repräs. marktpreis- Interventionspreis- Schwellenpreis- | |
| B. Mindest Abschöpf. Einfuhr | |
| C. Marktpreise (Olivenöl und Saatöl) | |
| - Ölsaaten | |
| A. Festgesetzte Gemeinschaft. Pr. | |
| B. Preise von der Kommission festgesetzt | |
| IV. WEIN | |
| Preis der Tafelweine bei der Erzeugung | |
| V. ZUCKER | |
| A. Richtpreis Interventionspreise Abgeleitete Interventionspreise Schwellenpreise | |
| B. Mindestpreis für Rüben | |
| C. Abschöpf. gegenüber Drittländern | |
| D. Einfuhrpreise | |
| E. Weltmarktpreise | |
| VI. ISOGLUCOSE | |
| A. Abschöpfungen Einfuhr | |
| B. Erstattungen | |
| VII. Schweinefleisch | |
| A. Festgesetzte Preise | |
| B. Marktpreise | |
| 1. Schweine | |
| 2. Teilstücke | |
| VIII. EIER | |
| A. Festgesetzte Preise | |
| B. Marktpreise | |
| IX. GEFLOGEL | |
| A. Festgesetzte Preise | |
| B. Marktpreise | |
| X. RINDFLEISCH | |
| A. Festgesetzte Preise | |
| B. Marktpreise | |
| C. Abschöpfungen gegenüber Drittländern | |
| XI. MILCHERZEUGNISSE | |
| A. Festgesetzte Preise | |
| B. Schwellenpreise - Abschöpfungen gegenüber Drittländern | |
| XII. SCHAFFLEISCH | |
| A. Festgesetzte Preise | |
| B. Marktpreise | |
| C. Abschöpfungen gegenüber Drittländern | |

TABLE OF CONTENTS

| | <u>Page/Page</u> |
|--|------------------|
| Official non-working days | 5 |
| Preliminary note | 6 |
| <u>I. CEREALS</u> | 7 |
| A. Intervention prices Market prices | 8 - 23 |
| B. Threshold prices, CIF Levies import. Levies export. | 24 - 29 |
| C. Import prices (not corrected) CIF Antwerpen/ Rotterdam | 30 - 34 |
| <u>II. RICE</u> | 35 |
| A. Target prices Intervention prices Market prices | 36 |
| B. Threshold prices, Levies third count., OCT | 37 - 38 |
| C. CIF, export levies | 39 - 41 |
| D. Import prices CIF Amsterdam/Rotterdam/Antwerpen | 42 - 45 |
| <u>III. OILS AND FATS</u> | 47 |
| - Olive oil | |
| A. Prod. target price- Repres. market price- Intervention price- Threshold price- | 48 |
| B. Minimum import levies | 49 - 52 |
| C. Market prices (Olive oil and seed oil) | 53 - 54 |
| - Oil seeds | |
| A. Fixed community prices | 55 |
| B. Prices fixed by the Commission | 56 - 57 |
| <u>IV. WINE</u> | 59 |
| Producer price for table wine | 60 - 64 |
| <u>V. SUGAR</u> | 65 |
| A. Target price Intervention prices Derived intervention prices Threshold prices | 66 - 69 |
| B. Minimum price for sugar beet | |
| C. Levies on imports third countries | 70 - 72 |
| D. Import prices | 73 - 74 |
| E. World market prices | 75 |
| <u>VI. ISOGLUCOSE</u> | 77 |
| A. Import levies | 78 |
| B. Refunds | 78 |
| <u>VII. PIGMEAT</u> | 79 |
| A. Fixed prices | 80 - 81 |
| B. Market prices | |
| 1. Pigs | 82 - 90 |
| 2. Cuts | 91 - 94 |
| <u>VIII. EGGS</u> | 95 |
| A. Fixed prices | 96 |
| B. Market prices | 97 - 101 |
| <u>IX. POULTRY</u> | 103 |
| A. Fixed prices | 104 - 105 |
| B. Market prices | 106 - 107 |
| <u>X. BEEF AND VEAL</u> | 109 |
| A. Fixed prices | 110 |
| B. Market prices | 111 - 126 |
| C. Levies on imports from third countries | 127 - 130 |
| <u>XI. MILK AND MILK PRODUCTS</u> | 131 |
| A. Fixed prices | 132 |
| B. Threshold prices - Levies on imports from third countries | 133 - 134 |
| <u>XII. SHEEPM EAT</u> | 135 |
| A. Fixed prices | 136 |
| B. Market prices | 137 - 138 |
| C. Levies on imports from third countries | 139 - 140 |

TABLE DES MATIERES

| | |
|---|--|
| Jours fériés | |
| Remarque préliminaire | |
| <u>I. CEREALES</u> | |
| A. Prix d'intervention Prix de marché | |
| B. Prix de seuil, CAF Prélèvements import. Prélèvements export. | |
| C. Prix à l'importation (pas corrigés) CAF Antwerpen/Rotterdam | |
| <u>II. RIZ</u> | |
| A. Prix indicatifs Prix d'intervention Prix de marché | |
| B. Prix de seuil, prélèv. pays tiers PTOM | |
| C. CAF, prélèv. export. | |
| D. Prix à l'importation CAF Amsterdam/ Rotterdam/ Antwerpen | |
| <u>III. MATIERES GRASSES</u> | |
| - Huile d'olive | |
| A. Prix indicatif à la prod.- Prix représentatif de marché- Prix d'intervention Prix de seuil- | |
| B. Prél. minimaux à l'import. | |
| C. Prix de marché (huile d'olive et huile de graines) | |
| - Graines oléagineuses | |
| A. Prix fixés communautaires | |
| B. Prix fixés par la Commission | |
| <u>IV. VIN</u> | |
| Prix de vin de table à la production | |
| <u>V. SUCRE</u> | |
| A. Prix indicatif Prix d'intervention Prix d'intervention dérivés Prix de seuil | |
| B. Prix minimum de betteraves | |
| C. Prélèvements envers pays tiers | |
| D. Prix à l'importation | |
| E. Prix marché mondial | |
| <u>VI. ISOGLUCOSE</u> | |
| A. Prélèvements importation | |
| B. Restitutions | |
| <u>VII. VIANDE PORCINE</u> | |
| A. Prix fixés | |
| B. Prix de marché | |
| 1. Porcs | |
| 2. Pièces de la découpe | |
| <u>VIII. OEUFS</u> | |
| A. Prix fixés | |
| B. Prix de marché | |
| <u>IX. VOLAILLES</u> | |
| A. Prix fixés | |
| B. Prix de marché | |
| <u>X. VIANDE BOVINE</u> | |
| A. Prix fixés | |
| B. Prix de marché | |
| C. Prélèvements envers pays tiers | |
| <u>XI. PRODUITS LAITIERS</u> | |
| A. Prix fixés | |
| B. Prix de seuil- Prélèvements envers pays tiers | |
| <u>XII. VIANDE OVINE</u> | |
| A. Prix fixés | |
| B. Prix de marché | |
| C. Prélèvements envers pays tiers | |

| <u>INDICE</u> | <u>Pagina/Bladzijde</u> | <u>INHOUDSOPGAVE</u> |
|---|-------------------------|--|
| Giorni festivi | 5 | Feestdagen |
| Nota preliminare | 6 | Opmerking vooraf |
| I. CEREALI | 7 | I. GRANEN |
| A. Prezzi d'intervento Prezzi di mercato | 8 - 23 | A. Interventieprijzen Marktprijzen |
| B. Prezzi d'entrata, CIF Prelievi import. Prelievi export. | 24 - 29 | B. Drempelprijzen, CIF Heffingen invoer Heffingen uitvoer |
| C. Prezzi all'importazione (non corretti) CIF Antwerpen/Rotterdam | 30 - 34 | C. Invoerprezzi (niet gecorrigeerd) CIF Antwerpen/Rotterdam |
| II. RISO | 35 | II. RIJST |
| A. Prezzi indicativi Prezzi d'intervento Prezzi di mercato | 36 | A. Richtprijzen Interventieprijzen Marktprijzen |
| B. Prezzi d'entrata, Prel. paesi t. PTOM | 37 - 38 | B. Drempelprijzen, hef. derde Landen LGO |
| C. CIF, prel. esport. | 39 - 41 | C. CIF, hef. uitvoer |
| D. Prezzi all'importazione CIF Amsterdam/Rotterdam/ Antwerpen | 42 - 45 | D. Invoerprezzi CIF Amsterdam/Rotterdam/ Antwerpen |
| III. GRASSI | 47 | III. OLIE EN VETTEN |
| - Olio d'oliva | | - Olijfolie |
| A. Prezzo indicat. alla prod.- Prezzo rappres. di mercato- Prezzo d'intervento- Prezzo d'entrata | 48 | A. Produktierichtprijs- Represent. marktprijs- Interventieprijs- Drempelprijs |
| B. Prel. minimi all'importazione | 49 - 52 | B. Minimumheffingen bij invoer |
| C. Prezzi di mercato (olio d'oliva e olio di semi) | 53 - 54 | C. Marktprijzen (olijfolie en zaadolie) |
| - Semi oleosi | | - Oliehoudende zaden |
| A. Prezzi fissati comunitari | 55 | A. Vastgestelde gemeensch. prijzen |
| B. Prezzi fissati dalla Commissione | 56 - 57 | B. Door de Commissie vastgestelde prijzen |
| IV. VINO | 59 | IV. WIJN |
| Prezzo dei vini da pasto alla produzione | 60 - 64 | Prijs van tafelwijn af producent |
| V. ZUCCHERO | 65 | V. SUIKER |
| A. Prezzo indicativo Prezzi d'intervento Prezzi d'intervento derivati Prezzi d'entrata | 66 - 69 | A. Richtprijs Interventieprijzen Afgelide interventieprijzen Drempelprijzen |
| B. Prezzo minimo delle barbab. | | B. Minimprijs voor bieten |
| C. Prelievi verso paesi terzi | 70 - 72 | C. Heffingen tegenover derde Landen |
| D. Prezzi all'importazione | 73 - 74 | D. Invoerprezzi |
| E. Prezzo del mercato mondiale | 75 | E. Wereldmarktprijzen |
| VI. ISOGLUCOSIO | 77 | VI. ISOGLUCOSE |
| A. Prelievi importazione | 78 | A. Importheffingen |
| B. Restituzione | 78 | B. Restituties |
| VII. CARNÉ SUINA | 79 | VII. VARKENSVLEES |
| A. Prezzi fissati | 80 - 81 | A. Vastgestelde prijzen |
| B. Prezzi di mercato | | B. Marktprijzen |
| 1. Suini | 82 - 90 | 1. Varkens |
| 2. Pezzi staccati. | 91 - 94 | 2. Deelstukken |
| VIII. UOVA | 95 | VIII. EIEREN |
| A. Prezzi fissati | 96 | A. Vastgestelde prijzen |
| B. Prezzi di mercato | 97 - 101 | B. Marktprijzen |
| IX. POLLAME | 103 | IX. GEVOGELTE |
| A. Prezzi fissati | 104 - 105 | A. Vastgestelde prijzen |
| B. Prezzi di mercato | 106 - 107 | B. Marktprijzen |
| X. CARNE BOVINE | 109 | X. RUNDVLEES |
| A. Prezzi fissati | 110 | A. Vastgestelde prijzen |
| B. Prezzi di mercato | 111 - 126 | B. Marktprijzen |
| C. Prelievi verso paesi terzi | 127 - 130 | C. Heffingen tegenover derde Landen |
| XI. PRODOTTI LATTIERO-CASEARI | 131 | XI. ZUIVELPRODUKTEN |
| A. Prezzi fissati | 132 | A. Vastgestelde prijzen |
| B. Prezzi d'entrata- Prelievi verso paesi terzi | 133 - 134 | B. Drempelprijzen- Heffingen tegenover derde Landen |
| XII. CARNI OVINE | 135 | XII. SCHAPEVLEES |
| A. Prezzi fissati | 136 | A. Vastgestelde prijzen |
| B. Prezzi di mercato | 137 - 138 | B. Marktprijzen |
| C. Prelievi verso paesi terzi | 139 - 140 | C. Heffingen tegenover derde Landen |

OFFENTLIGE HELLIGDAGE I DE EUROPÆISKE FÆLLESSKABSLANDE
 FEIERTAGE IN DEN LÄNDERN DER EG
 PUBBLICHE APPIEVE EPIE KQPEE TON E.K.
 OFFICIAL NON WORKING DAYS IN THE COUNTRIES OF THE EC

JOURS FÉRIES DANS LES PAYS DES C.E.
 GIORNI FESTIVI NEI PAESI DELLE C.E.
 FEESTDAGEN IN DE LANDEN VAN DE E.G.

1983

| | d. d. | Belgique/ Belgie | Danmark | FR. Deutschland | E A Δ Λ Σ | France | Irland | Italia | Luxembourg | Nederland | United Kingdom | Commission | | | | | | | |
|-----|-------|---------------------|---------|--------------------|-----------|--------|--------|--------|------------|-----------|-------------------|------------|--|---|---|--|---|---|--|
| JAN | 1 | X | X | X | X | X | X | X | X | X | X | X | Nytårsdag | Neujahr | Νέον Έτος | New Year's Day | Nouvel An | Capodanno | Nieujaarsdag |
| | 3 | X | X | X | X | X | X | X | X | X | X | X | Hellig Tre Konger | Heilige Dreikönige | Παραμονή Θεοφανεών | Epiphany | Fête de l'Épiphanie | Epifania di N.S. | Driekoningen |
| | 6 | X | X | X | X | X | X | X | X | X | X | X | Hellig Tre Konger | Heilige Dreikönige | Παραμονή Θεοφανεών | Epiphany | Fête de l'Épiphanie | Epifania di N.S. | Driekoningen |
| FEB | 14 | | | | | | | | X | | | | Fastelavns Mandag | Rosenmontag | Θεοφάνεια | Carnival Monday | Lundi de Carnaval | Lunedì di Carnevale | Maandag van Carnaval |
| NAR | 17 | | | | | | X | | | | | | | | Καθαρά Δευτέρα | St. Patrick's Day | | | |
| | 21 | | | | X | | | | | | | | National Festdag | Nationalfeiertag | Εθνική Έορτή | National Holiday | Fête nationale | Festa nazionale | Nationale Feestdag |
| | 25 | | X | | | | | | | | | X | Skærstorsdag | Gründonnerstag | Εθνική Έορτή | Maundy Thursday | Fête nationale | Festa nazionale | Nationale Feestdag |
| | 31 | | X | | | | | | | | | X | | | | | | | |
| APR | 1 | X | X | X | | X | | | | X | X | X | Langfredag | Karfreitag | | Good Friday | Vendredi Saint | Venerdì Santo | Goede Vrijdag |
| | 4 | X | X | X | | X | X | X | X | X | X | X | 2. Paaskedag | Ostermontag | | Easter Monday | Lundi de Pâques | Lunedì dell'Angelo | Paasmaandag |
| | 5 | | | | | | | | | | | | Langfredag | Karfreitag | Μεγάλη Παρασκευή | Good Friday | Vendredi Saint | Venerdì Santo | Goede Vrijdag |
| | 8 | | | | | X | | | | | | | Langfredag | Karfreitag | Μεγάλο Σάββατο | Good Friday | Vendredi Saint | Venerdì Santo | Goede Vrijdag |
| | 9 | | | | | X | | | | | | | 2. Paaskedag | Ostermontag | Δευτέρα του Πάσχα | Easter Monday | Lundi de Pâques | Lunedì dell'Angelo | Paasmaandag |
| | 11 | | | | X | | | | | | | | Årsdag for Befrielsen | Jahrestag der Befreiung | Τρίτη Διακαινήσιμου | Liberation Day | Anniversaire de la libération | Anniversario della Liberazione | Verjaardag van de Bevrijding |
| | 25 | | | | | | X | | | | | | Årsdag for Befrielsen | Jahrestag der Befreiung | Τρίτη Διακαινήσιμου | Liberation Day | Anniversaire de la libération | Anniversario della Liberazione | Verjaardag van de Bevrijding |
| | 29 | X | | | | | | | | | | | Bededag | | | | | | |
| MAI | 2 | | | | | | | | X | X | X | X | Årsdag for Befrielsen | Jahrestag der Befreiung | Τρίτη Διακαινήσιμου | May Day | Ann. de la Libération | Ann. della Liberazione | Bevrijdingsdag |
| | 5 | | | | | | | | | X | X | X | Våbenstilstand 1945 | Waffenstillstand 1945 | Ανακωχή 1945 | Armistice Day 1945 | Ann. della Libération | Ann. della Liberazione | Wapenstilstand 1945 |
| | 8 | | | | | X | | | | | | X | Årsdag for Robert Schuman Erklæring (1950) | Jahrestag der Erklärung von Robert Schuman (1950) | Επέτειος της δηλώσεως του ROBERT SCHUMAN (1950) | Anniversary of the Robert Schuman Declaration (1950) | Anniversaire de la déclaration de Robert Schuman (1950) | Anniversario della dichiarazione di Robert Schuman (1950) | Verjaardag van de verklaring van Robert Schuman (1950) |
| | 9 | | | | | | | | | | | X | Årsdag for Robert Schuman Erklæring (1950) | Jahrestag der Erklärung von Robert Schuman (1950) | Επέτειος της δηλώσεως του ROBERT SCHUMAN (1950) | Anniversary of the Robert Schuman Declaration (1950) | Anniversaire de la déclaration de Robert Schuman (1950) | Anniversario della dichiarazione di Robert Schuman (1950) | Verjaardag van de verklaring van Robert Schuman (1950) |
| | 12 | X | X | X | | X | | | X | X | X | X | Kristi Himmelfartsdag | Christi Himmelfahrt | Αναλήψεως | Ascension Day | Ascension | Ascensione | Hemelvaartsdag |
| | 13 | | | | | | | | | | | X | | | | | | | |
| | 23 | X | X | X | | X | | | X | X | X | X | 2. Pinsedag | Pfingstmontag | | Spring Bank Holiday | Lundi de Pentecôte | Lun. della Pentecoste | Pinkstermaandag |
| | 30 | | | | | | | | | | | X | | | | | | | |
| JUN | 2 | | | X | | | | | | | | | Fronleichnam | | | Whit Monday | Journé de l'Unité allemande | Giorno dell'unità tedesca | Dag van de Duitse Eenheid |
| | 6 | | | | | | X | | | | | | Årsdag for den Tyske Enhed | Tag der Deutschen Einheit | Ημέρα της Γερμανικής Ενότητας | German Unity Day | Journé de l'Unité allemande | Giorno dell'unità tedesca | Dag van de Duitse Eenheid |
| | 17 | | | X | | | | | | | | | Årsdag for den Tyske Enhed | Tag der Deutschen Einheit | Ημέρα της Γερμανικής Ενότητας | German Unity Day | Journé de l'Unité allemande | Giorno dell'unità tedesca | Dag van de Duitse Eenheid |
| | 23 | | | | | | | X | | | | | National Festdag | Nationalfeiertag | Εθνική Έορτή | National Holiday | Fête nationale | Festa nazionale | Nationale Feestdag |
| | 27 | | | | X | | | | | | | | | | Άγιου Πνεύματος | | | | |
| JUL | 14 | | | | | X | | | | | | | National Festdag | Nationalfeiertag | Εθνική Έορτή | National Holiday | Fête nationale | Festa nazionale | Nationale Feestdag |
| | 21 | X | | | | | | | | | | X | National Festdag | Nationalfeiertag | Εθνική Έορτή | National Holiday | Fête nationale | Festa nazionale | Nationale Feestdag |
| | 22 | X* | | | | | | | | | | | | | Εθνική Έορτή | National Holiday | Fête nationale | Festa nazionale | Nationale Feestdag |
| AUG | 1 | | | | | | X | | | | | | | | | Autumn Holiday | | | |
| | 15 | X | | | X | X | X | X | X | | X | X | Maria Himmelfartsdag | Maria Himmelfahrt | Κοίμησις Θεοτόκου | Assumption | Assomption | Assunzione di Maria Vergine | Maria ten Hemelopneming |
| | 29 | | | | | | | | | | | X | | | Summer Bank Holiday | | | | |
| SEP | 5 | | | | | | | | X | | | | | | | Wurld de la Schobermesse | | | |
| OCT | 28 | | | | X | | | | | | | | National Festdag | Nationalfeiertag | Εθνική Έορτή | National Holiday | Fête nationale | Festa nazionale | Nationale Feestdag |
| | 31 | | | | | | X | | | | | | | | | Autumn Holiday | | | |
| NOV | 1 | X | X | X | | X | X | X | X | X | X | X | Alle Helgensdag | Allerheiligen | Άγιοι Πάντες | All Saint's Day | Toussaint | Ognissanti | Allerheiligen |
| | 2 | X | X | X | | X | X | X | X | X | X | X | Alle Sjøesdag | Allerseeelen | | All Soul's Day | Trépassés | Com. dei Defunti | Allerzielen |
| | 11 | X | | | | X | | | | | | | Våbenstilstand 14-18 | Waffenstillstand 14-18 | Ανακωχή 1914-1918 | Armistice Day 14-18 | Armistice 14-18 | Armistizio 14-18 | Wapenstilstand 14-18 |
| | 15 | X | | | | | | | | | | | Fest for Dynastiet | Fest der Dynastie | Επέτειος της Δυναστείας | Dynasty Day | Fête de la Dynastie | Festa della Dinastia | Feest van de Dynastie |
| | 16 | | | X | | | | | | | | | | | | | | | |
| DEC | 8 | | | | | | X | | | | | | Marias Undfangelse | Maria Empfängnis | Σύλληψις Θεοτόκου | Immaculate Conception | L'Immaculée Conception | Immacolata Concezione | Maria onbevleete ontvangenis |
| | 23 | | | | | | | | | | | X | | | | | | | |
| | 24 | | | | | | | | X | X | X | X | Juleaftensdag | Heiligabend | Παραμονή Χριστουγέννων | Christmas Eve | Veille de Noël | Vigilia di Natale | 2de Kerstdag |
| | 26 | X | X | X | | X | X | X | X | X | X | X | 2. Juledag | Weihnachten | Χριστούγεννα | St. Stephen's Day | 2ème jour de Noël | S. Stefano | |
| | 27 | | | | | | | | | | | | | | | | | | |
| | 28 | | | | | | | | | | | | | | | | | | |
| | 31 | | | | | | | | | | | X | Nytårsaftensdag | Silvester | Παραμονή Πρωτοχρονιάς | New Year's Eve | St Sylvestre | S. Silvestro | Oudejaarsdag. |

* Eftermiddag / Nachmittag / Απόγευμα / Afternoon / Après-midi / Pomeriggio / Namiddag.

INDLEDENDE BEMAERKNING

Alle de i dette hæfte opførte angivelser (priser, importafgifter o.a.) kan betragtes som endelige, dog under forbehold af eventuelle trykfejl og senere ændringer af de angivelser, som har tjent til beregning af gennemsnit.

VORBEMERKUNG

Alle in diesem Heft aufgenommenen Angaben (Preise, Abschöpfungen) können als endgültig angesehen werden, jedoch unter dem Vorbehalt eventueller Druckfehler und etwaigen nachträglichen Änderungen derjenigen Angaben, die zur Berechnung von Durchschnitten gedient haben.

PRELIMINARY NOTE

The data contained in this publication (prices, levies, etc..) may be regarded as definitive, subject to any printing errors or to changes subsequently made to the data used for calculating averages. The Continental practice of using commas rather than decimal points has been followed throughout this publication.

REMARQUE PRELIMINAIRE

Toutes les données, reprises dans cette publication (prix, prélèvements, e.a.) peuvent être considérées comme définitives, sous réserve toutefois des fautes d'impression éventuelles ou des modifications, apportées ultérieurement aux données, qui ont servi de base pour le calcul des moyennes.

NOTA PRELIMINARE

Tutti i dati ripresi in questa pubblicazione (prezzi, prelievi ed altri) possono essere considerati come definitivi, con riserva tuttavia ad eventuali errori di stampa o ad ulteriori modifiche apportate ai dati che sono serviti da base per il calcolo delle medie.

OPMERKING VOORAF

Alle in deze publicatie opgenomen gegevens (prijzen, heffingen, e.d.) kunnen als definitief worden beschouwd, onder voorbehoud echter van eventuele drukfouten en van wijzigingen die achteraf werden aangebracht in de grondgegevens, die als basis dienden voor de berekening van gemiddelden.

I

K O R N

G E T R E I D E

Σ Ι Τ Η Ρ Α

C E R E A L S

C E R E A L E S

C E R E A L I

G R A N E N

**INTERVENTIONSPRISE
INTERVENTIONSPREISE
ΤΙΜΕΣ ΠΑΡΕΜΒΑΣΕΩΣ
INTERVENTION PRICES
PRIX D'INTERVENTION
PREZZI D'INTERVENTO
INTERVENTIEPRIJZEN**

**MARKEDSPRISE
MARKTPREISE
ΤΙΜΕΣ ΤΗΣ ΑΓΟΡΑΣ
MARKET PRICES
PRIX DE MARCHÉ
PREZZI DI MERCATO
MARKTPRIJZEN**

**KORN
GETREIDE
ΣΙΤΗΡΑ
CEREALES
CEREALES
CERALI
GRANEN**

/100 kg

| Land Land Χώρα Country Pays Paese Land | Beskrivelse Beschreibung Περιγραφή Description Descrizione Omschrijving | 1982-1983 | | | | | | | | | | | | Ø |
|--|--|-----------|---------|---------|---------|---------|---------|---------|--------|--------|--------|--------|-----|---|
| | | AUG | SEP | OCT | NOV | DEC | JAN | FEB | MAR | APR | MAI | JUN | JUL | |
| BLT | | | | | | | | | | | | | | |
| A. Foderhvede, Futterweizen, Κτηνοτροφικά σιτηρά, Feed wheat, Fourrages, de Foraggio, voedertarwe | | | | | | | | | | | | | | |
| BELGIQUE/ BELGIE | Prix d'intervention uniques / Uniforme interventieprijsen | BFR | 770,5 | 780,9 | 791,4 | 801,9 | 812,4 | 822,9 | | | | | | |
| | | ECU | 17,927 | 18,171 | 18,415 | 18,659 | 18,903 | 19,147 | 19,391 | 19,635 | 19,879 | 20,123 | | |
| | Prix de marché / Marktprijzen Ø Bruxelles-Kortrijk-Liège-Antwerpen | BFR | 860,0 | 858,0 | 871,0 | 891,3 | 905,0 | 916,3 | | | | | | |
| DANMARK | Enhedsinterventionspriser | DKR | 147,61 | 149,62 | 151,63 | 153,64 | 155,65 | 157,66 | | | | | | |
| | | ECU | 17,927 | 18,171 | 18,415 | 18,659 | 18,903 | 19,147 | 19,391 | 19,635 | 19,879 | 20,123 | | |
| | Markedspriiser - København | DKR | - | - | - | - | - | - | | | | | | |
| BR DEUTSCHLAND | Einheitliche Interventionspreise | DM | 46,17 | 46,79 | 47,42 | 48,05 | 48,68 | 49,31 | | | | | | |
| | | ECU | 17,927 | 18,171 | 18,415 | 18,659 | 18,903 | 19,147 | 19,391 | 19,635 | 19,879 | 20,123 | | |
| | Marktpreise - Dortmund | DM | 50,50 | 51,79 | 51,70 | 52,52 | 52,90 | 53,25 | | | | | | |
| | | ECU | 19,610 | 20,111 | 20,076 | 20,394 | 20,542 | 20,678 | | | | | | |
| | Marktpreise - Mannheim | DM | 48,35 | 48,25 | 48,35 | 49,42 | 50,83 | 52,02 | | | | | | |
| ΕΛΛΑΣ | Ένιαίες τιμές παρεμβάσεως | ΔΡΧ | 1193,09 | 1209,33 | 1225,57 | 1241,80 | 1258,04 | 1370,29 | | | | | | |
| | | ECU | 17,927 | 18,171 | 18,415 | 18,659 | 18,903 | 19,147 | | | | | | |
| | Τιμές της αγοράς | ΔΡΧ | - | - | - | - | - | - | | | | | | |
| | | ECU | - | - | - | - | - | - | | | | | | |
| | Τιμές της αγοράς - Ø 7 αγορές | ΔΡΧ | - | - | - | - | - | - | | | | | | |
| FRANCE | Prix d'intervention uniques | FF | 111,07 | 112,58 | 114,09 | 115,60 | 117,12 | 118,63 | | | | | | |
| | | ECU | 17,927 | 18,171 | 18,415 | 18,659 | 18,903 | 19,147 | | | | | | |
| | Prix de marché - Dép. Seine-et-Marne | FF | - | - | - | - | - | - | | | | | | |
| | | ECU | - | - | - | - | - | - | | | | | | |
| | Prix de marché - Rég. Ile-de-France | FF | - | - | - | - | - | - | | | | | | |
| IRELAND | Single intervention prices | IRL | 12,39 | 12,56 | 12,72 | 12,89 | 13,06 | 13,23 | | | | | | |
| | | ECU | 17,927 | 18,171 | 18,415 | 18,659 | 18,903 | 19,147 | | | | | | |
| | Market prices - Cork | IRL | - | - | - | - | - | - | | | | | | |
| | | ECU | - | - | - | - | - | - | | | | | | |
| | Market prices - Enniscorthy | IRL | - | - | - | - | - | - | | | | | | |
| ITALIA | Prezzi d'intervento unici | LIT | 23.108 | 23.422 | 23.737 | 24.051 | 24.366 | 24.680 | | | | | | |
| | | ECU | 17,927 | 18,171 | 18,415 | 18,659 | 18,903 | 19,147 | | | | | | |
| | Prezzi di mercato - Napoli | LIT | - | - | - | - | - | - | | | | | | |
| | | ECU | - | - | - | - | - | - | | | | | | |
| | Prezzi di mercato - Udine | LIT | - | - | - | - | - | - | | | | | | |
| LUXEMBOURG | Prix d'intervention uniques | LFR | 770,5 | 780,9 | 791,4 | 801,9 | 812,4 | 822,9 | | | | | | |
| | | ECU | 17,927 | 18,171 | 18,415 | 18,659 | 18,903 | 19,147 | | | | | | |
| | Prix de marché - Ø pays | LFR | - | - | - | - | - | - | | | | | | |
| NEDERLAND | Uniforme interventieprijsen | HFL | 49,40 | 50,07 | 50,74 | 51,42 | 52,09 | 52,76 | | | | | | |
| | | ECU | 17,927 | 18,171 | 18,415 | 18,659 | 18,903 | 19,147 | | | | | | |
| | Marktprijzen - Rotterdam | HFL | - | - | - | - | - | - | | | | | | |
| UNITED KINGDOM | Single intervention prices | UKL | 11,09 | 11,24 | 11,39 | 11,54 | 11,69 | 11,85 | | | | | | |
| | | ECU | 17,927 | 18,171 | 18,415 | 18,659 | 18,903 | 19,147 | | | | | | |
| | Market prices - London/Tilbury | UKL | 11,07 | 11,31 | 11,47 | 11,81 | 11,95 | 12,30 | | | | | | |
| | | ECU | 17,894 | 18,862 | 18,540 | 19,090 | 19,316 | 19,882 | | | | | | |
| | Market prices - Cambridge | UKL | 11,07 | 11,21 | 11,37 | 11,77 | 11,93 | 12,24 | | | | | | |
| | ECU | 17,894 | 18,120 | 18,379 | 19,025 | 19,284 | 19,785 | | | | | | | |

**INTERVENTIONSPRISER
INTERVENTIONSPREISE
ΤΙΜΕΣ ΠΑΡΕΜΒΑΣΕΩΣ
INTERVENTION PRICES
PRIX D'INTERVENTION
PREZZI D'INTERVENTO
INTERVENTIEPRIJZEN**

**MARKEDSPRISER
MARKTPREISE
ΤΙΜΕΣ ΤΗΣ ΑΓΟΡΑΣ
MARKET PRICES
PRIX DE MARCHÉ
PREZZI DI MERCATO
MARKTPRIJZEN**

**KORN
GETREIDE
ΣΙΤΗΡΑ
CEREALES
CEREBALI
GRANEN**

/100 kg

| Land Land Χώρα Country Pays Paese Land | Beskrivelse Beschreibung Περιγραφή Description Descrizione Omschrijving | | 1982 | | | | | | | | 1983 | | | | |
|--|--|-----|---------|-------|-------|-------|---------|-------|-------|-------|---------|-------|-------|-------|-------|
| | | | NOV | | | | DEC | | | | JAN | | | | |
| | | | 31-6 | 7-13 | 14-20 | 21-27 | 28-4 | 5-11 | 12-18 | 19-25 | 26-1 | 2-8 | 9-15 | 16-22 | 23-29 |
| BLT | | | | | | | | | | | | | | | |
| A. Foderhvede, Futterweizen, Κτηνοτροφικά σιτηρά, Feed wheat, Fourrages, da Foraggio, voedertarwe | | | | | | | | | | | | | | | |
| BELGIQUE/ BELGIE | Prix d'intervention uniques / Uniforme interventieprijsen | BFR | 801,9 | | | | 812,4 | | | | 822,9 | | | | |
| | Prix de marché / Marktprijzen Ø Bruxelles-Kortrijk-Liège-Antwerpen | | 885,0 | 890,0 | 895,0 | 895,0 | 900,0 | 900,0 | 905,0 | 910,0 | 910,0 | 910,0 | 910,0 | 915,0 | 916,3 |
| DANMARK | Enhedsinterventionspriser | DKR | 153,64 | | | | 155,65 | | | | 157,66 | | | | |
| | Markedspriser - København | | - | - | - | - | - | - | - | - | - | - | - | - | - |
| BR DEUTSCHLAND | Einheitliche Interventionspreise | DM | 48,05 | | | | 48,68 | | | | 49,31 | | | | |
| | Marktpreise - Dortmund | | 52,25 | - | 52,65 | 52,65 | 52,90 | 52,90 | 52,90 | - | - | 53,25 | 53,25 | 53,25 | 53,25 |
| | Marktpreise - Mannheim | | - | 49,00 | - | 49,50 | 49,75 | 50,25 | 50,65 | 50,90 | 51,50 | 51,50 | 51,90 | 52,15 | 52,15 |
| ΕΛΛΑΣ | Ένιαίες τιμές παρεμβάσεως | ΔΡΧ | 1241,80 | | | | 1258,04 | | | | 1370,29 | | | | |
| | Τιμές της αγοράς - Ø 7 αγοράς | | - | - | - | - | - | - | - | - | - | - | - | - | - |
| FRANCE | Prix d'intervention uniques | FF | 115,60 | | | | 117,12 | | | | 118,63 | | | | |
| | Prix de marché - Dép. Seine-et-Marne | | - | - | - | - | - | - | - | - | - | - | - | - | - |
| | Prix de marché - Dép. Ile-de-France | | - | - | - | - | - | - | - | - | - | - | - | - | - |
| IRELAND | Single intervention prices | IRL | 12,89 | | | | 13,06 | | | | 13,23 | | | | |
| | Market prices - Cork | | - | - | - | - | - | - | - | - | - | - | - | - | - |
| | Market prices - Enniscorthy | | - | - | - | - | - | - | - | - | - | - | - | - | - |
| ITALIA | Prezzi d'intervento unici | LIT | 24,051 | | | | 24,366 | | | | 24,680 | | | | |
| | Prezzi di mercato - Napoli | | - | - | - | - | - | - | - | - | - | - | - | - | - |
| | Prezzi di mercato - Udine | | - | - | - | - | - | - | - | - | - | - | - | - | - |
| LUXEMBOURG | Prix d'intervention uniques | LFR | 801,9 | | | | 812,4 | | | | 822,9 | | | | |
| | Prix de marché - Ø pays | | - | - | - | - | - | - | - | - | - | - | - | - | - |
| NEDERLAND | Uniforme interventieprijsen | HFL | 51,42 | | | | 52,09 | | | | 52,76 | | | | |
| | Marktprijzen - Rotterdam | | - | - | - | - | - | - | - | - | - | - | - | - | - |
| UNITED KINGDOM | Single intervention prices | UKL | 11,54 | | | | 11,69 | | | | 11,85 | | | | |
| | Market prices - London/Tilbury | | 11,68 | 11,75 | 11,76 | 11,84 | 11,99 | 11,95 | 11,97 | 11,92 | - | 12,10 | 12,35 | 12,36 | 12,37 |
| | Market prices - Cambridge | | 11,64 | 11,68 | 11,75 | 11,82 | 11,96 | 11,96 | 11,95 | 11,90 | - | 12,11 | 12,27 | 12,25 | 12,32 |

**REFERENCEPRIS
REFERENZPREIS
ΤΙΜΗ ΑΝΑΓΩΓΗΣ
REFERENCE PRICE
PRIX DE REFERENCE
PREZZI DI RIFERIMENTO
REFERENTIEPRIJS**

**MARKEDSPRISER
MARKTPREISE
ΤΙΜΕΣ ΤΗΣ ΑΓΟΡΑΣ
MARKET PRICES
PRIX DE MARCHÉ
PREZZI DI MERCATO
MARKTPRIJZEN**

**KORN
GETREIDE
ΣΙΤΗΡΑ
CEREALES
CEREALES
CEREALI
GRANEN**

/100 kg

| Land Land Χώρα Country Pays Paese Land | Beskrivelse Beschreibung Περιγραφή Description Descrizione Omschrijving | 1982-1983 | | | | | | | | | | | | Ø |
|---|--|-------------|---------|---------|---------|---------|---------|--------|--------|--------|--------|-----|-----|---|
| | | AUG | SEP | OCT | NOV | DEC | JAN | FEB | MAR | APR | MAI | JUN | JUL | |
| BLT | | | | | | | | | | | | | | |
| B. Brødfremstilling, Brotherstellung, Ἀρτοποιήσιμος Bread-making, panifiable, panificabile, broodbereiding | | | | | | | | | | | | | | |
| BELGIQUE/ BELGIE | Prix de référence / Referentieprijs | BFR 898,7 | 909,1 | 919,6 | 930,1 | 940,6 | 951,1 | | | | | | | |
| | Referentieprijzen Ø Bruxelles-Kortrijk-Liège-Antwerpen | ECU 209,10 | 21,154 | 21,398 | 21,642 | 21,886 | 22,130 | 22,374 | 22,618 | 22,862 | 23,106 | | | |
| DANMARK | Referencepris | BFR 874,1 | 872,6 | 882,3 | 905,5 | 917,0 | 928,8 | | | | | | | |
| | Markedspriser - København | DKR 172,17 | 174,18 | 176,19 | 178,20 | 180,21 | 182,22 | | | | | | | |
| | | ECU 20,910 | 21,154 | 21,398 | 21,642 | 21,886 | 22,130 | 22,374 | 22,618 | 22,862 | 23,106 | | | |
| BR DEUTSCHLAND | Referenzpreis | DKR - | 162,33 | 165,25 | 168,00 | 168,25 | 170,00 | | | | | | | |
| | Marktpreise - Duisburg | DM 53,85 | 54,48 | 55,10 | 55,73 | 56,36 | 56,99 | | | | | | | |
| | | ECU 20,910 | 21,154 | 21,398 | 21,642 | 21,886 | 22,130 | 22,374 | 22,618 | 22,862 | 23,106 | | | |
| | Marktpreise - Würzburg | DM 51,15 | 52,20 | 52,90 | 53,50 | 53,65 | 53,90 | | | | | | | |
| | | ECU 19,862 | 20,269 | 20,542 | 20,774 | 20,833 | 20,930 | | | | | | | |
| | DM 51,15 | 51,60 | 52,31 | 52,91 | 53,40 | 54,05 | | | | | | | | |
| ECU 19,862 | 20,037 | 20,313 | 20,542 | 20,736 | 20,988 | | | | | | | | | |
| ΕΛΛΑΣ | Τιμή αναγωγής | APX 1391,61 | 1407,85 | 1424,09 | 1440,33 | 1456,57 | 1583,78 | | | | | | | |
| | Τιμές τής αγοράς | ECU 20,910 | 21,154 | 21,398 | 21,642 | 21,886 | 22,130 | 22,574 | 22,618 | 22,862 | 23,106 | | | |
| | | APX 1297,7 | 1311,1 | 1321,8 | 1311,0 | - | - | | | | | | | |
| ECU 19,499 | 19,690 | 19,861 | 19,699 | - | - | | | | | | | | | |
| FRANCE | Prix de référence | FF 129,55 | 131,06 | 132,57 | 134,09 | 135,60 | 137,11 | | | | | | | |
| | Prix de marché I } Département Isère | ECU 20,910 | 21,154 | 21,398 | 21,642 | 21,886 | 22,130 | 22,374 | 22,618 | 22,862 | 23,106 | | | |
| | | FF 128,35 | 128,69 | 130,16 | 132,04 | 133,65 | 135,05 | | | | | | | |
| | | ECU 20,716 | 20,771 | 21,008 | 21,312 | 21,572 | 21,798 | | | | | | | |
| | Prix de marché II } Département Loir-et-Cher | FF 127,96 | 128,34 | 126,27 | 131,60 | | | | | | | | | |
| | | ECU 20,653 | 20,715 | 20,380 | 21,241 | | | | | | | | | |
| | | FF 123,50 | 123,76 | 125,82 | 126,88 | 128,23 | 128,81 | | | | | | | |
| | Prix de marché I | ECU 19,933 | 19,975 | 20,308 | 20,479 | 20,713 | 20,790 | | | | | | | |
| | Prix de marché II | FF 122,72 | 123,76 | 125,17 | 125,98 | | | | | | | | | |
| | | ECU 19,807 | 19,975 | 20,203 | 20,334 | | | | | | | | | |
| IRELAND | Reference price | IRL 14,45 | 14,62 | 14,79 | 14,95 | 15,12 | 15,29 | | | | | | | |
| | Market prices - Cork | ECU 20,910 | 21,154 | 21,398 | 21,642 | 21,886 | 22,130 | 22,374 | 22,618 | 22,862 | 23,106 | | | |
| | | IRL - | - | - | - | - | - | - | - | - | - | - | - | - |
| | Market prices - Enniscorthy | ECU - | - | - | - | - | - | - | - | - | - | - | - | - |
| ITALIA | Prezzi di riferimento | LIT 26.953 | 27.268 | 27.582 | 27.895 | 28.211 | 28.526 | | | | | | | |
| | Prezzi di mercato - Napoli | ECU 20,910 | 21,154 | 21,398 | 21,642 | 21,886 | 22,130 | 22,374 | 22,618 | 22,862 | 23,106 | | | |
| | | LIT - | 29.150 | 30.230 | 31.025 | 30.875 | | | | | | | | |
| | Prezzi di mercato - Udine | ECU - | 22,643 | 23,452 | 24,069 | 23,953 | | | | | | | | |
| | | LIT 26.800 | 26.875 | 27.630 | 28,275 | 28.550 | 29.330 | | | | | | | |
| ECU 20,791 | 20,849 | 21,435 | 21,936 | 22,149 | 22,754 | | | | | | | | | |
| LUXEMBOURG | Prix de référence | LFR 898,7 | 909,1 | 919,6 | 930,1 | 940,6 | 951,1 | | | | | | | |
| | Prix de marché - Ø pays | ECU 20,910 | 21,154 | 21,398 | 21,642 | 21,886 | 22,130 | 22,374 | 22,618 | 22,862 | 23,106 | | | |
| NEDERLAND | Referentieprijs | HFL 57,62 | 58,29 | 58,96 | 59,64 | 60,31 | 60,98 | | | | | | | |
| | Marktprijzen - Rotterdam | ECU 20,910 | 21,154 | 21,398 | 21,642 | 21,886 | 22,130 | 22,374 | 22,618 | 22,862 | 23,106 | | | |
| | | HFL 52,85 | 52,40 | 53,13 | 53,65 | 54,64 | 55,55 | | | | | | | |
| | | ECU 19,179 | 19,016 | 19,281 | 19,469 | 19,828 | 20,159 | | | | | | | |
| UNITED KINGDOM | Reference price | UKL 12,94 | 13,09 | 13,24 | 13,39 | 13,54 | 13,69 | | | | | | | |
| | Market prices - London/Tilbury | ECU 20,910 | 21,154 | 21,398 | 21,642 | 21,886 | 22,130 | 22,374 | 22,618 | 22,862 | 23,106 | | | |
| | | UKL 11,58 | 11,67 | 11,71 | 11,91 | 12,08 | 12,45 | | | | | | | |
| | Market prices - Cambridge | ECU 18,718 | 18,864 | 18,928 | 19,251 | 19,526 | 20,124 | | | | | | | |
| | | UKL 11,55 | 11,66 | 11,76 | 11,87 | 12,03 | 12,40 | | | | | | | |
| ECU 18,670 | 18,847 | 19,009 | 19,187 | 19,445 | 20,043 | | | | | | | | | |

REFERENCEPRIS
REFERENZPREIS
ΤΙΜΗ ΑΝΑΓΩΓΗΣ
REFERENCE PRICE
PRIX DE REFERENCE
PREZZI DI RIFERIMENTO
REFERENTIEPRIJS

MARKEDSPRISER
MARKTPREISE
ΤΙΜΕΣ ΤΗΣ ΑΓΟΡΑΣ
MARKET PRICES
PRIX DE MARCHÉ
PREZZI DI MERCATO
MARKTPRIJZEN

KORN
GETREIDE
ΣΙΤΗΡΑ
CEREALS
CEREALES
CEREALI
GRANEN

/100 kg

| Land Land Χώρα Country Pays Paese Land | Beskrivelse Beschreibung Περιγραφή Description Descrizione Omschrijving | | 1982 | | | | | | | | 1983 | | | | |
|---|--|--------|---------|---------|--------|--------|---------|--------|--------|--------|---------|--------|--------|--------|--------|
| | | | NOV | | | | DEC | | | | JAN | | | | |
| | | | 31-6 | 7-13 | 14-20 | 21-27 | 28-4 | 5-11 | 12-18 | 19-25 | 26-1 | 2-8 | 9-15 | 16-22 | 23-29 |
| BLT | | | | | | | | | | | | | | | |
| B. Brødfremstilling, Brotherstellung, 'Απρονόμητος Bread-making, panifiable, panificabile, broodbereiding | | | | | | | | | | | | | | | |
| BELGIQUE / BELGIE | Prix de référence/ Referentieprijs | BFR | 930,1 | | | | 940,6 | | | | 951,1 | | | | |
| | Prix de marché / Marktprijzen Ø Bruxelles-Kortrijk-Liège-Antwerpen | | 905,0 | 903,8 | 906,3 | 908,8 | 911,3 | 913,8 | 917,5 | 921,3 | 921,3 | 9,267 | 927,5 | 930,0 | 932,5 |
| DANMARK | Referencepris | DKR | 178,20 | | | | 180,21 | | | | 182,22 | | | | |
| | Markedspriser - København | | 168,00 | 168,00 | 168,00 | 168,00 | 168,00 | 168,00 | 168,00 | 168,50 | 168,50 | 170,00 | 170,00 | 170,00 | 170,00 |
| BR DEUTSCHLAND | Referenzpreis | DM | 55,73 | | | | 56,36 | | | | 56,99 | | | | |
| | Marktpreise - Duisburg | | - | 53,50 | - | 53,50 | - | - | 53,65 | - | - | - | - | - | 53,90 |
| | Marktpreise - Würzburg | | 52,65 | 53,00 | - | 53,00 | 53,00 | 53,60 | 53,60 | 53,60 | 53,60 | - | 54,05 | 54,05 | 54,05 |
| ΕΛΛΑΣ | Τιμή αναγωγής | ΔΡΧ | 1440,33 | | | | 1456,57 | | | | 1583,78 | | | | |
| | Τιμές της αγοράς | | - | 1311,00 | - | - | - | - | - | - | - | - | - | - | - |
| FRANCE | Prix de référence | FF | 134,09 | | | | 135,60 | | | | 137,11 | | | | |
| | Prix de marché I } Département Isère | | 132,28 | 132,28 | 132,28 | - | 132,54 | 164,29 | 134,29 | 135,04 | - | - | 135,30 | - | 136,06 |
| | Prix de marché II } | | 131,89 | 131,89 | 131,89 | - | 132,15 | 133,90 | 133,90 | 134,65 | - | - | 135,30 | - | 135,67 |
| | Prix de marché I } Département Loir-et-Cher | | 126,78 | 127,53 | - | - | 128,04 | 129,59 | 129,59 | - | - | - | - | - | - |
| Prix de marché II } | 126,00 | 126,75 | - | - | 127,26 | 128,72 | 128,72 | - | - | - | - | - | - | | |
| IRELAND | Reference price | IRL | 14,95 | | | | 15,12 | | | | 15,29 | | | | |
| | Market prices - Cork | | - | - | - | - | - | - | - | - | - | - | - | - | |
| | Market prices - Enniscorthy | | - | - | - | - | - | - | - | - | - | - | - | - | |
| ITALIA | Prezzi di riferimento | LIT | 27.895 | | | | 28.211 | | | | 28.526 | | | | |
| | Prezzi di mercato - Napoli | | 30750 | 30050 | 31150 | 31150 | 31150 | 31150 | 31150 | 30.050 | - | - | - | - | |
| | Prezzi di mercato - Udine | | 28.200 | 28.300 | 28.300 | 28.300 | 28.300 | 28.300 | 28800 | 28.800 | 29.150 | 29.150 | 29.400 | 29.400 | 29.100 |
| LUXEMBOURG | Prix de référence | LFR | 930,1 | | | | 940,6 | | | | 951,1 | | | | |
| | Prix de marché - Ø pays | | - | - | - | - | - | - | - | - | - | - | - | - | |
| NEDERLAND | Referentieprijs | HFL | 59,64 | | | | 60,31 | | | | 60,98 | | | | |
| | Marktprijzen - Rotterdam | | 53,25 | 54,00 | 54,00 | 54,25 | 54,50 | 54,80 | 54,50 | 54,75 | - | 55,50 | 55,60 | 55,60 | 55,60 |
| UNITED KINGDOM | Reference price | UKL | 13,39 | | | | 13,54 | | | | 13,69 | | | | |
| | Market prices - London / Tilbury | | 11,79 | 11,91 | 11,83 | 11,96 | 12,80 | 12,08 | - | - | - | 12,43 | 12,37 | 12,43 | 12,58 |
| | Market prices - Cambridge | | 11,71 | 11,78 | 11,93 | 11,82 | 11,96 | 12,08 | 12,04 | 11,97 | - | 12,26 | 12,37 | 12,47 | 12,49 |

BLØD HVEDE

WEICHWEIZEN

COMMON WHEAT

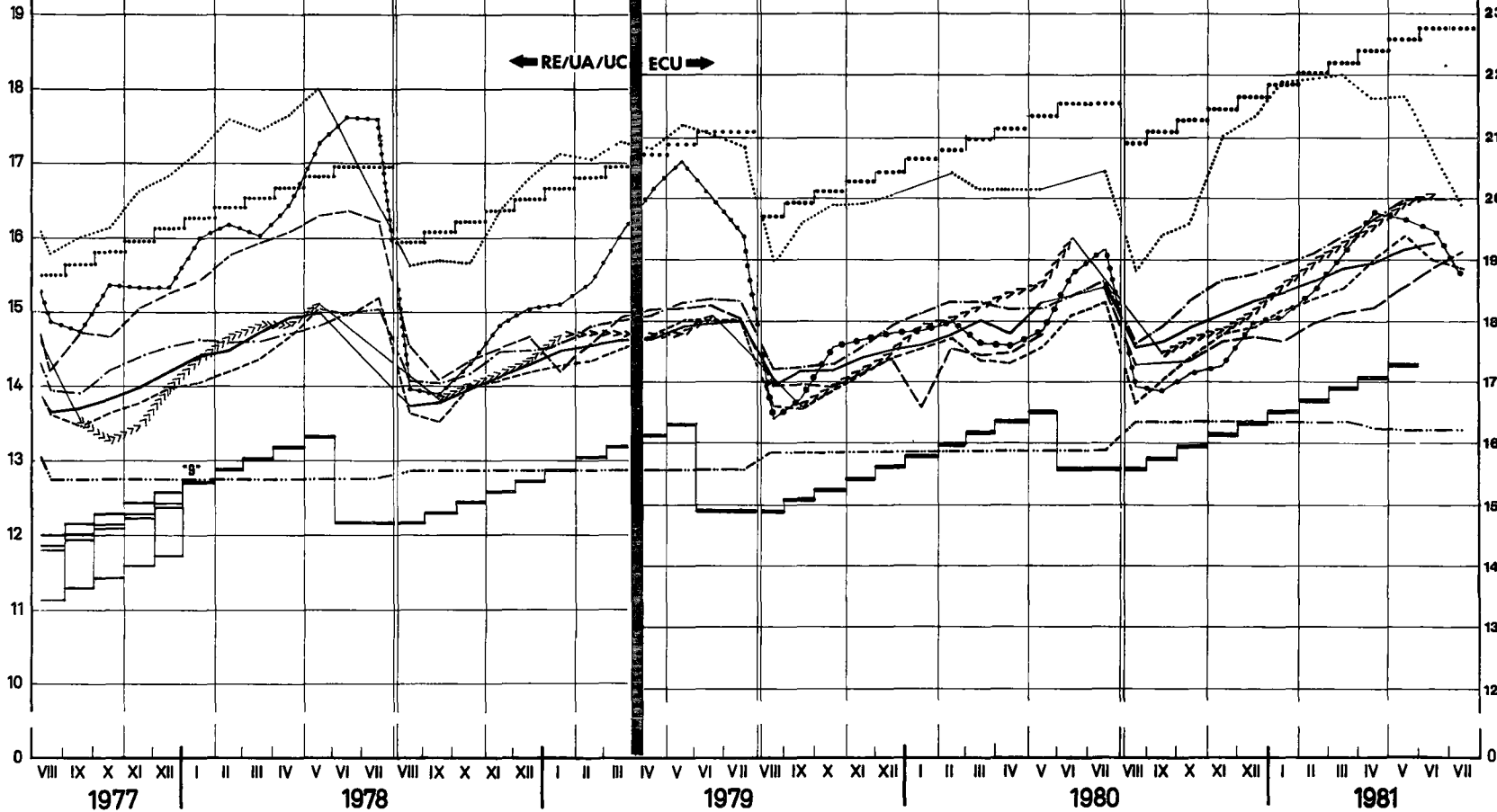
FROMENT TENDRE

FRUMENTO TENERO

ZACHTE TARWE

RE/UA/UC/100kg

ECU/100kg



- Tærskelpriser/Schwellenpreise/Threshold prices/Prix de seuil/Prezzi d'entrata/Drempelprijzen
- Enhedsinterventionspriser/Einheitliche Interventionspreise/Single intervention prices/Prix d'intervention uniques/Prezzi d'intervento unici/Uniforme interventieprijzen
- Markedpriser / Marktpreise / Market prices / Prix de marché / Prezzi di mercato / Marktprijzen :
- BELGIQUE/BELGIË: • Bruxelles, Kortrijk, Liège, Antwerpen
- FRANCE: Loir et Cher
- LUXEMBOURG:
- >>>>>>> DANMARK: København
- ITALIA: Udine
- NEDERLAND: Rotterdam
- DEUTSCHLAND: Würzburg
- IRELAND: Enniscorthy
- UNITED KINGDOM: Cambridge

**INTERVENTIONSPRISER
INTERVENTIONSPREISE
ΤΙΜΕΣ ΠΑΡΕΜΒΑΣΕΩΣ
INTERVENTION PRICES
PRIX D'INTERVENTION
PREZZI D'INTERVENTO
INTERVENTIEPRIJZEN**

**MARKEDSPRISER
MARKTPREISE
ΤΙΜΕΣ ΤΗΣ ΑΓΟΡΑΣ
MARKET PRICES
PRIX DE MARCHÉ
PREZZI DI MERCATO
MARKTPRIJZEN**

**KORN
GETREIDE
ΣΙΤΗΡΑ
CEREALES
CEREALES
GRANEN**

/100 kg

| Land Land Χώρα Country Pays Paese Land | Beskrivelse Beschreibung Περιγραφή Description Descrizione Omschrijving | 1982-1983 | | | | | | | | | | | | Ø |
|--|--|-----------|--------|--------|--------|--------|--------|---------|--------|--------|--------|--------|-----|---|
| | | AUG | SEP | OCT | NOV | DEC | JAN | FEB | MAR | APR | MAI | JUN | JUL | |
| SEQ | | | | | | | | | | | | | | |
| BELGIQUE/ BELGIE | Prix d'intervention uniques / Uniforme interventieprijsen | BFR | 770,5 | 780,9 | 791,4 | 801,9 | 812,4 | 822,9 | | | | | | |
| | | ECU | 17,927 | 18,171 | 18,415 | 18,659 | 18,903 | 19,147 | 19,391 | 19,635 | 19,879 | 20,123 | | |
| | Prix de marché / Marktprijzen Ø Bruxelles-Kortrijk-Liège-Antwerpen | BFR | 851,9 | 850,7 | 867,0 | 872,5 | 880,0 | 895,7 | | | | | | |
| DANMARK | Enhedsinterventionspriser | DKR | 147,61 | 149,62 | 151,63 | 153,64 | 155,65 | 157,66 | | | | | | |
| | | ECU | 17,927 | 18,171 | 18,415 | 18,659 | 18,903 | 19,147 | | | | | | |
| | Markedspriser - København | DKR | - | 152,67 | 154,75 | 157,50 | 157,50 | 160,00 | | | | | | |
| BR DEUTSCHLAND | Einheitliche Interventionspreise | DM | 46,17 | 46,79 | 47,42 | 48,05 | 48,68 | 49,31 | | | | | | |
| | | ECU | 17,927 | 18,171 | 18,415 | 18,689 | 18,903 | 19,147 | | | | | | |
| | Marktpreise - Duisburg | DM | - | - | - | - | - | - | | | | | | |
| ΕΛΛΑΣ | Τιμές της αγοράς - Ø 2 αγορές | DM | - | - | - | - | - | - | | | | | | |
| | | ECU | - | - | - | - | - | - | | | | | | |
| | Marktpreise - Würzburg | DM | 51,39 | 52,08 | 53,05 | 53,85 | 54,45 | 54,75 | | | | | | |
| FRANCE | Prix d'intervention uniques | ECU | 19,554 | 20,223 | 20,600 | 20,911 | 21,144 | 21,260 | | | | | | |
| | | DM | 1193,1 | 1209,3 | 1225,6 | 1241,8 | 1258,0 | 1370,29 | | | | | | |
| | Prix de marché - Département Loiret | ECU | 17,927 | 18,171 | 18,415 | 18,659 | 18,903 | 19,147 | | | | | | |
| IRELAND | Single intervention prices | APX | 1180,3 | 1404,3 | 1639,5 | - | - | - | | | | | | |
| | | ECU | 17,735 | 21,101 | 24,635 | - | - | - | | | | | | |
| | Market prices - Enniscorthy | FF | 111,07 | 112,58 | 114,09 | 115,60 | 117,12 | 118,63 | | | | | | |
| ITALIA | Prezzi d'intervento unici | ECU | 17,927 | 18,171 | 18,415 | 18,659 | 18,903 | 19,147 | | | | | | |
| | | LIT | 23.108 | 23.422 | 23.737 | 24.051 | 24.366 | 24.680 | | | | | | |
| | Prezzi di mercato - MILANO | LIT | 25.600 | 25.525 | 26.390 | 27.625 | 26.367 | | | | | | | |
| LUXEMBOURG | Prix d'intervention uniques | ECU | 19,860 | 19,802 | 20,473 | 21,431 | 20,455 | | | | | | | |
| | | LFR | 770,5 | 780,9 | 791,4 | 801,9 | 812,4 | 822,9 | | | | | | |
| | Prix de marché - Ø pays | ECU | 17,927 | 18,171 | 18,415 | 18,659 | 18,903 | 19,147 | | | | | | |
| NEDERLAND | Uniforme interventieprijsen | LFR | - | - | - | - | - | - | | | | | | |
| | | ECU | - | - | - | - | - | - | | | | | | |
| | Marktprijzen - Rotterdam | HFL | 49,40 | 50,07 | 50,74 | 51,42 | 52,09 | 52,76 | | | | | | |
| UNITED KINGDOM | Single intervention prices | ECU | 17,927 | 18,171 | 18,415 | 18,659 | 18,903 | 19,147 | | | | | | |
| | | UKL | 11,09 | 11,24 | 11,39 | 11,54 | 11,69 | 11,85 | | | | | | |
| | Market prices - Cambridge | ECU | 17,927 | 18,171 | 18,415 | 18,659 | 18,903 | 19,147 | | | | | | |

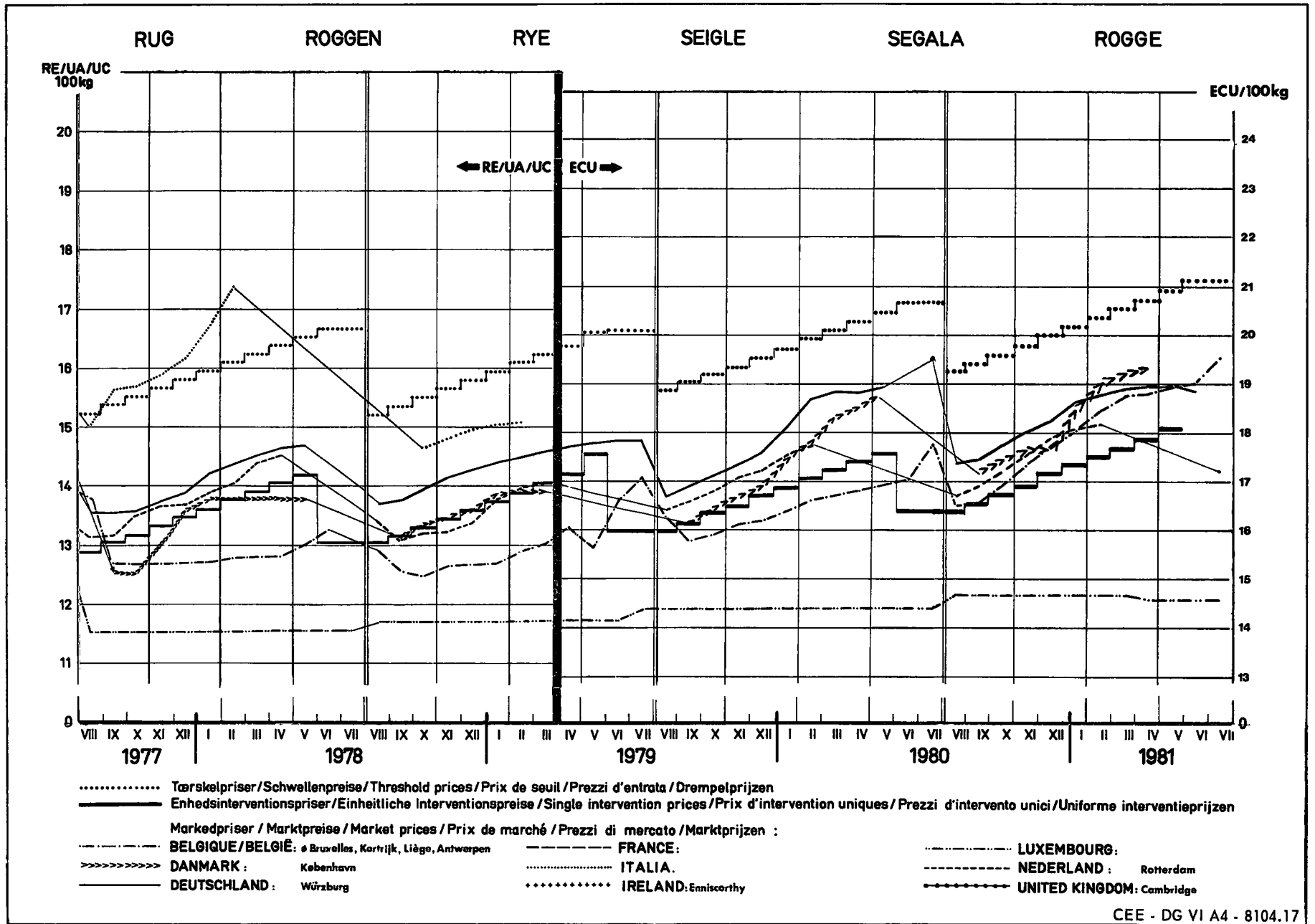
**INTERVENTIONSPRISER
INTERVENTIONSPREISE
ΤΙΜΕΣ ΠΑΡΕΜΒΑΣΕΩΣ
INTERVENTION PRICES
PRIX D'INTERVENTION
PREZZI D'INTERVENTO
INTERVENTIEPRIJZEN**

**MARKEDSPRISER
MARKTPREISE
ΤΙΜΕΣ ΤΗΣ ΑΓΟΡΑΣ
MARKET PRICES
PRIX DE MARCHÉ
PREZZI DI MERCATO
MARKTPRIJZEN**

**KORN
GETREIDE
ΣΙΤΗΡΑ
CEREALS
CEREALES
CEREALI
GRANEN**

/100 kg

| Land Land Χώρα Country Pays Paese Land | Beskrivelse Beschreibung Περιγραφή Description Description Descrizione Omschrijving | | 1982 | | | | | | 1983 | | | | | | | | |
|--|---|-----|--------|--------|--------|--------|--------|--------|---------|--------|--------|---------|--------|--------|--------|--|--|
| | | | NOV | | | DEC | | | JAN | | | | | | | | |
| | | | 31-6 | 7-13 | 14-20 | 21-27 | 28-4 | 5-11 | 12-18 | 19-25 | 26-1 | 2-8 | 9-15 | 16-23 | 24-29 | | |
| SEG | | | | | | | | | | | | | | | | | |
| BELGIQUE / BELGIE | Prix d'intervention uniques / Uniforme interventieprijsen | BFR | 801,9 | | | | | | 812,4 | | | 822,9 | | | | | |
| | Prix de marché / Marktprijzen Ø Bruxelles - Kortrijk - Liège - Antwerpen | | 867,5 | 870,0 | 875,0 | 877,5 | 877,5 | 865,0 | 880,0 | 882,5 | 882,5 | 890,0 | 890,0 | 900,0 | | | |
| DANMARK | Enhedsinterventionspriser | DKR | 153,6 | | | | | | 155,65 | | | 157,66 | | | | | |
| | Markedspriser - København | | 157,5 | 157,5 | 157,5 | 157,5 | 157,5 | 157,00 | 157,00 | 158,00 | 158,00 | 160,00 | 160,00 | 160,00 | 160,00 | | |
| BR DEUTSCHLAND | Einheitliche Interventionspreise | DM | 48,05 | | | | | | 48,68 | | | 49,31 | | | | | |
| | Marktpreise - Duisburg | | - | - | - | - | - | - | - | - | - | - | - | - | 54,40 | | |
| | Marktpreise - Würzburg | | 53,85 | - | 53,85 | 53,85 | 54,45 | 54,45 | 54,45 | - | - | - | 54,75 | 54,75 | 54,75 | | |
| ΕΛΛΑΣ | Ένιαίες τιμές παρεμβάσεως | APX | 1241,8 | | | | | | 1258,04 | | | 1370,29 | | | | | |
| | Τιμές της αγοράς - Ø 2 αγοράς | | - | - | - | - | - | - | - | - | - | - | - | - | - | | |
| FRANCE | Prix d'intervention uniques | FF | 115,60 | | | | | | 117,12 | | | 118,63 | | | | | |
| | Prix de marché - Département Loiret | | - | - | - | - | - | - | - | - | - | - | - | - | - | | |
| IRELAND | Single intervention prices | IRL | 12,89 | | | | | | 13,06 | | | 13,23 | | | | | |
| | Market prices - Enniscorthy | | - | - | - | - | - | - | - | - | - | - | - | - | - | | |
| ITALIA | Prezzi d'intervento unici | LIT | 24.051 | | | | | | 24.366 | | | 24.680 | | | | | |
| | Prezzi di mercato - Bologna | | 27.400 | 27.400 | 27.700 | 28.000 | 28.000 | - | 28.300 | 29.850 | - | - | 29.200 | 29.700 | - | | |
| LUXEMBOURG | Prix d'intervention uniques | LFR | 801,9 | | | | | | 812,4 | | | 822,9 | | | | | |
| | Prix de marché - Ø pays | | - | - | - | - | - | - | - | - | - | - | - | - | - | | |
| NEDERLAND | Uniforme interventieprijsen | HFL | 51,42 | | | | | | 52,09 | | | 52,76 | | | | | |
| | Marktprijzen - Rotterdam | | 54,00 | 54,00 | 54,25 | 54,50 | 55,00 | 55,00 | 55,00 | 55,00 | - | - | - | - | - | | |
| UNITED KINGDOM | Single intervention prices | UKL | 11,54 | | | | | | 11,69 | | | 11,85 | | | | | |
| | Market prices - Cambridge | | - | - | - | - | - | - | - | - | - | - | - | - | - | | |



**INTERVENTIONSPRISER
INTERVENTIONSPREISE
ΤΙΜΕΣ ΠΑΡΕΜΒΑΣΕΩΣ
INTERVENTION PRICES
PRIX D'INTERVENTION
PREZZI D'INTERVENTO
INTERVENTIEPRIJZEN**

**MARKEDSPRISER
MARKTPREISE
ΤΙΜΕΣ ΤΗΣ ΑΓΟΡΑΣ
MARKET PRICES
PRIX DE MARCHÉ
PREZZI DI MERCATO
MARKTPRIJZEN**

**KORN
GETREIDE
ΣΙΤΗΡΑ
CEREALES
CEREALES
CEREALI
GRANEN**

/100 kg

| Land Land Χώρα Country Pays Paese Land | Beskrivelse Beschreibung Περιγραφή Description Description Descrizione Omschrijving | 1982 - 1983 | | | | | | | | | | | | Ø |
|--|---|-------------|--------|--------|--------|--------|--------|---------|--------|--------|--------|--------|-----|---|
| | | AUG | SEP | OCT | NOV | DEC | JAN | FEB | MAR | APR | MAY | JUN | JUL | |
| ORG | | | | | | | | | | | | | | |
| BELGIQUE/ BELGIE | Prix d'intervention uniques / Uniforme interventieprijsen | BFR | 770,5 | 780,9 | 791,4 | 801,9 | 812,4 | 822,9 | | | | | | |
| | Prix de marché / Marktprijzen | ECU | 17,927 | 18,171 | 18,415 | 18,659 | 18,903 | 19,147 | 19,391 | 19,635 | 19,879 | 20,123 | | |
| | Ø Bruxelles-Kortrijk-Liège-Antwerpen | BFR | 788,6 | 797,0 | 805,1 | 832,0 | 845,1 | 852,1 | | | | | | |
| DANMARK | Enhedsinterventionspriser | DKR | 147,61 | 149,62 | 151,63 | 153,64 | 155,65 | 157,66 | | | | | | |
| | Markedspriser - København | ECU | 17,927 | 18,171 | 18,415 | 18,659 | 18,903 | 19,147 | 19,391 | 19,635 | 19,879 | 20,123 | | |
| | | DKR | - | 145,00 | 145,50 | 149,40 | 150,50 | 153,25 | | | | | | |
| BR DEUTSCHLAND | Einheitliche Interventionspreise | DM | 46,17 | 46,79 | 47,42 | 48,05 | 48,68 | 49,31 | | | | | | |
| | Marktpreise - Duisburg | ECU | 17,927 | 18,171 | 18,415 | 18,659 | 18,903 | 19,147 | 19,391 | 19,635 | 19,879 | 20,123 | | |
| | Marktpreise - Würzburg | DM | 47,07 | 47,00 | 46,77 | 48,65 | 49,15 | 49,15 | | | | | | |
| | | ECU | 18,278 | 18,251 | 18,161 | 18,891 | 19,856 | 19,856 | | | | | | |
| | | DM | 46,71 | 47,05 | 47,65 | 47,71 | 48,15 | 48,10 | | | | | | |
| | | ECU | 18,138 | 18,270 | 18,503 | 18,526 | 18,697 | 18,678 | | | | | | |
| ΕΛΛΑΣ | Ενιαίες τιμές παρεμβάσεως | ΔΡΧ | 1193,1 | 1209,3 | 1225,6 | 1241,8 | 1258,0 | 1370,29 | | | | | | |
| | Τιμές της αγοράς - Ø 5 αγορές | ECU | 17,927 | 18,171 | 18,415 | 18,659 | 18,903 | 19,147 | 19,391 | 19,635 | 19,879 | 20,123 | | |
| | | ΔΡΧ | 1181,3 | 1170,5 | 1190,4 | 1155,0 | - | - | | | | | | |
| | | ECU | 17,750 | 17,588 | 17,887 | 17,355 | - | - | | | | | | |
| FRANCE | Prix d'intervention uniques | FF | 111,07 | 112,58 | 114,09 | 115,60 | 117,12 | 118,63 | | | | | | |
| | Prix de marché - Département Sarthe | ECU | 17,927 | 18,171 | 18,415 | 18,659 | 18,903 | 19,147 | 19,391 | 19,635 | 19,879 | 20,123 | | |
| | Prix de marché - Région du Centre | FF | 117,50 | 118,51 | 120,26 | 122,54 | - | 126,56 | | | | | | |
| | | ECU | 18,965 | 19,128 | 19,410 | 19,778 | - | 20,427 | | | | | | |
| | | FF | 114,77 | 115,44 | 118,25 | 119,49 | 120,54 | 123,03 | | | | | | |
| IRELAND | Single intervention prices | IRL | 12,39 | 12,56 | 12,72 | 12,89 | 13,06 | 13,23 | | | | | | |
| | Market prices - Enniscorthy | ECU | 17,927 | 18,171 | 18,415 | 18,659 | 18,903 | 19,147 | 19,391 | 19,635 | 19,879 | 20,123 | | |
| | | IRL | 11,44 | 11,75 | 12,50 | 12,25 | 12,70 | 13,10 | | | | | | |
| ITALIA | Prezzi d'intervento unici | LIT | 23.108 | 23.422 | 23.737 | 24.051 | 24.366 | 24.680 | | | | | | |
| | Prezzi di mercato - Foggia | ECU | 17,927 | 18,171 | 18,415 | 18,659 | 18,903 | 19,147 | 19,391 | 19,635 | 19,879 | 20,123 | | |
| | | LIT | 25.500 | 25.500 | 25.500 | 26.660 | 28.367 | | | | | | | |
| LUXEMBOURG | Prix d'intervention uniques | LFR | 770,5 | 780,9 | 791,4 | 801,9 | 812,4 | 822,9 | | | | | | |
| | Prix de marché - Ø pays | ECU | 17,927 | 18,171 | 18,145 | 18,659 | 18,903 | 19,147 | 19,391 | 19,635 | 19,879 | 20,123 | | |
| | | LFR | 780 | 780 | 785 | 785,0 | 905,0 | 915,0 | | | | | | |
| NEDERLAND | Uniforme interventieprijsen | HFL | 49,40 | 50,07 | 50,74 | 51,42 | 52,09 | 52,76 | | | | | | |
| | Marktprijzen - Rotterdam | ECU | 17,927 | 18,171 | 18,145 | 18,659 | 18,903 | 19,147 | 19,301 | 19,635 | 19,879 | 20,123 | | |
| | | HFL | 49,09 | 49,15 | 49,88 | 51,09 | 52,25 | 52,88 | | | | | | |
| UNITED KINGDOM | Single intervention prices | UKL | 11,09 | 11,24 | 11,39 | 11,54 | 11,69 | 11,85 | | | | | | |
| | Market prices - Cambridge | ECU | 17,927 | 18,171 | 18,145 | 18,659 | 18,903 | 19,147 | 19,391 | 19,635 | 19,879 | 20,123 | | |
| | | UKL | 10,41 | 10,71 | 10,87 | 11,17 | 11,47 | 11,71 | | | | | | |
| | ECU | 16,827 | 17,312 | 17,570 | 18,055 | 18,540 | 18,928 | | | | | | | |

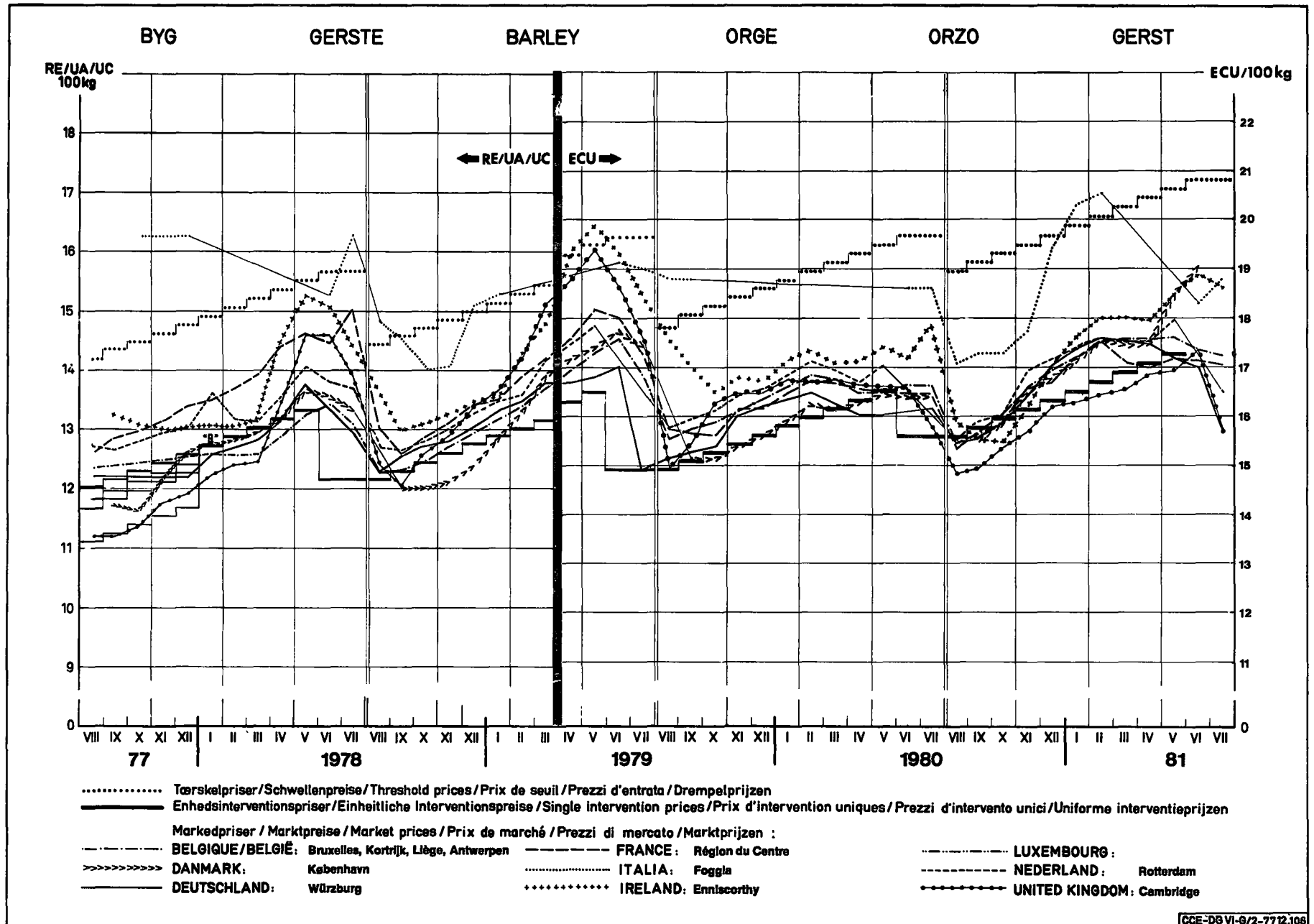
**INTERVENTIONSPRISER
INTERVENTIONSPREISE
ΤΙΜΕΣ ΠΑΡΕΜΒΑΣΕΩΣ
INTERVENTION PRICES
PRIX D'INTERVENTION
PREZZI D'INTERVENTO
INTERVENTIEPRIJZEN**

**MARKEDSPRISER
MARKTPREISE
ΤΙΜΕΣ ΤΗΣ ΑΓΟΡΑΣ
MARKET PRICES
PRIX DE MARCHÉ
PREZZI DI MERCATO
MARKTPRIJZEN**

**KORN
GETREIDE
ΣΙΤΗΡΑ
CEREALS
CEREALES
CEREALI
GRANEN**

/100 kg

| Land Land Χώρα Country Pays Paese Land | Beskrivelse Beschreibung Περιγραφή Description Description Descrizione Omschrijving | 1982 | | | | | | | | 1983 | | | | |
|--|---|---------|--------|--------|--------|---------|--------|--------|--------|---------|--------|--------|--------|--------|
| | | NOV | | | | DEC | | | | JAN | | | | |
| | | 31-6 | 7-13 | 14-20 | 21-27 | 28-4 | 5-11 | 12-18 | 19-25 | 26-1 | 2-8 | 9-15 | 16-22 | 23-29 |
| ORG | | | | | | | | | | | | | | |
| BELGIQUE / BELGIE | Prix d'intervention uniques / Uniforme interventieprijsen | 801,9 | | | | 812,4 | | | | 822,9 | | | | |
| | Prix de marché / Marktprijzen Ø Bruxelles-Kortrijk-Liège-Antwerpen | 822,5 | 827,9 | 837,5 | 838,6 | 842,1 | 843,6 | 846,4 | 846,4 | 848,0 | 852,1 | 852,1 | 852,1 | 852,1 |
| DANMARK | Enhedsinterventionspriser | 153,6 | | | | 155,65 | | | | 157,66 | | | | |
| | Markedspriser - København | 148,50 | 148,50 | 150,00 | 150,00 | 150,00 | 150,00 | 150,00 | 151,00 | 151,00 | 152,50 | 152,50 | 154,00 | 154,00 |
| BR DEUTSCHLAND | Einheitliche Interventionspreise | 48,05 | | | | 48,68 | | | | 49,31 | | | | |
| | Marktpreise - Duisburg | - | 48,15 | - | 49,15 | - | - | 49,15 | - | - | 49,15 | 49,15 | - | - |
| | Marktpreise - Würzburg | 47,65 | 47,65 | 47,65 | 47,90 | 48,15 | 48,15 | 48,15 | - | - | - | 48,15 | 48,00 | 48,15 |
| ΕΛΛΑΣ | Ένιαίες τιμές παρεμβάσεως | 1241,80 | | | | 1258,04 | | | | 1370,29 | | | | |
| | Τιμές της αγοράς - Ø 5 άγορές | - | 1155,0 | . | . | . | . | . | . | - | - | - | - | - |
| FRANCE | Prix d'intervention uniques | 115,60 | | | | 117,12 | | | | 118,63 | | | | |
| | Prix de marché - Département Sarthe | - | - | 122,54 | - | - | - | - | - | - | - | - | - | 126,56 |
| | Prix de marché - Région du Centre | 119,54 | 119,78 | - | - | 121,54 | 122,79 | 117,29 | - | - | - | 122,56 | - | - |
| IRELAND | Single intervention prices | 12,89 | | | | 13,06 | | | | 13,23 | | | | |
| | Market prices - Enniscorthy | 12,15 | 12,25 | 12,30 | 12,30 | 12,45 | 12,55 | 12,80 | - | 13,00 | 13,10 | 13,10 | 13,10 | 13,15 |
| ITALIA | Prezzi d'intervento unici | 24.051 | | | | 24.366 | | | | 24.680 | | | | |
| | Prezzi di mercato - Foggia | 25500 | 25.500 | 27.500 | 28.100 | 28.100 | - | 28.500 | 28.500 | - | - | - | - | - |
| LUXEMBOURG | Prix d'intervention uniques | 801,9 | | | | 812,4 | | | | 822,9 | | | | |
| | Prix de marché - Ø pays | 785,0 | 785,0 | 785,0 | 785,0 | 905,0 | 905,0 | 905,0 | 905,0 | 915,0 | 915,0 | 915,0 | 915,0 | 915,0 |
| NEDERLAND | Uniforme interventieprijsen | 51,42 | | | | 52,09 | | | | 52,76 | | | | |
| | Marktprijzen - Rotterdam | 50,50 | 50,85 | 51,25 | 51,75 | 52,25 | 52,25 | 52,25 | 52,25 | - | 52,50 | 53,00 | 53,00 | 53,00 |
| UNITED KINGDOM | Single intervention prices | 11,54 | | | | 11,69 | | | | 11,85 | | | | |
| | Market prices - Cambridge | 11,09 | 11,10 | 11,05 | 11,15 | 11,47 | 11,44 | 11,49 | - | - | 11,76 | 11,55 | 11,72 | 11,79 |



**INTERVENTIONSPRISER
INTERVENTIONSPREISE
ΤΙΜΕΣ ΠΑΡΕΜΒΑΣΕΩΣ
INTERVENTION PRICES
PRIX D'INTERVENTION
PREZZI D'INTERVENTO
INTERVENTIEPRIJZEN**

**MARKEDSPRISER
MARKTPREISE
ΤΙΜΕΣ ΤΗΣ ΑΓΟΡΑΣ
MARKET PRICES
PRIX DE MARCHÉ
PREZZI DI MERCATO
MARKTPRIJZEN**

**KORN
GETREIDE
ΣΙΤΗΡΑ
CEREALS
CEREALES
CEREALI
GRANEN**

/100 kg

| Land Länd Χώρα Country Pays Paese Land | Beskrivelse Beschreibung Περιγραφή Description Description Descrizione Omschrijving | | 1982-1983 | | | | | | | | | | | | Ø | | | |
|--|---|-----|-----------|--------|--------|--------|--------|--------|--------|--------|--------|--------|-----|-----|---|--|--|--|
| | | | AUG | SEP | OCT | NOV | DEC | JAN | FEB | MAR | APR | MAI | JUN | JUL | | | | |
| | | | MAF | | | | | | | | | | | | | | | |
| BELGIQUE/ BELGIE | Prix de marché / Marktprijzen Ø Bruxelles-Kortrijk-Liège-Antwerpen | BFR | 775,4 | 754,0 | 740,6 | 737,8 | 754,7 | 758,3 | | | | | | | | | | |
| | | ECU | 18,042 | 17,544 | 17,232 | 17,167 | 17,561 | 17,644 | | | | | | | | | | |
| DANMARK | Markedspriiser - København | DKR | - | 145,00 | 144,50 | 145,00 | 145,00 | 145,00 | | | | | | | | | | |
| | | ECU | - | 17,610 | 17,549 | 17,610 | 17,610 | 17,610 | | | | | | | | | | |
| BR DEUTSCHLAND | Marktpreise - Hannover | DM | 41,60 | 41,25 | 41,69 | 42,75 | 42,72 | 42,25 | | | | | | | | | | |
| | | ECU | 16,154 | 16,082 | 16,189 | 16,600 | 16,589 | 16,406 | | | | | | | | | | |
| ΕΛΛΑΣ Ø 7 άγορές | Τιμές της άγοράς | APX | - | - | - | - | - | - | | | | | | | | | | |
| | | ECU | - | - | - | - | - | - | | | | | | | | | | |
| FRANCE | Prix de marché - Dép. Eure-et-Loir | FF | 108,00 | 108,00 | - | - | - | - | | | | | | | | | | |
| | | ECU | 17,432 | 17,432 | - | - | - | - | | | | | | | | | | |
| IRELAND | Market prices - Enniscorthy | IRL | - | - | - | - | - | - | | | | | | | | | | |
| | | ECU | - | - | - | - | - | - | | | | | | | | | | |
| ITALIA | Prezzi di mercato - Foggia | LIT | 27,500 | 27,750 | 28,100 | | | | | | | | | | | | | |
| | | ECU | 21,334 | 21,528 | 21,800 | | | | | | | | | | | | | |
| LUXEMBOURG | Prix de marché - Ø pays | LFR | 835,0 | 835,0 | 835,0 | 835,0 | 855,0 | 865,0 | | | | | | | | | | |
| | | ECU | 19,429 | 19,429 | 19,429 | 19,429 | 19,894 | 20,127 | | | | | | | | | | |
| NEDERLAND | Marktprijzen - Rotterdam | HFL | 49,00 | 47,65 | 47,25 | 46,88 | 46,13 | 46,81 | | | | | | | | | | |
| | | ECU | 17,782 | 17,292 | 17,147 | 17,012 | 16,740 | 16,987 | | | | | | | | | | |
| UNITED KINGDOM | Market prices - Cambridge | UKL | 10,24 | 10,18 | 10,28 | 10,38 | 10,27 | 10,54 | | | | | | | | | | |
| | | ECU | 16,552 | 16,455 | 16,617 | 16,778 | 16,601 | 17,067 | | | | | | | | | | |
| MAI | | | | | | | | | | | | | | | | | | |
| BELGIQUE / BELGIE | Prix de marché / Marktprijzen | BFR | 1037,3 | 1037,9 | 1042,6 | 1060,0 | 1067,5 | | | | | | | | | | | |
| | | ECU | 24,136 | 24,150 | 24,259 | 24,644 | 24,840 | | | | | | | | | | | |
| DANMARK | Markedspriiser | DKR | - | - | - | - | - | - | | | | | | | | | | |
| | | ECU | - | - | - | - | - | - | | | | | | | | | | |
| BR DEUTSCHLAND | Marktpreise HAMBURG | DM | 59,25 | 58,92 | 58,35 | 58,85 | 59,00 | | | | | | | | | | | |
| | | ECU | 23,008 | 22,879 | 22,658 | 22,852 | 22,910 | | | | | | | | | | | |
| ΕΛΛΑΣ Ø 5 άγορές | Ένιαίες τιμές παρεμβάσεως | APX | 1193,1 | 1209,3 | 1225,6 | 1241,8 | 1460,0 | 1459,0 | | | | | | | | | | |
| | | ECU | 17,927 | 18,171 | 18,415 | 18,659 | 21,938 | 20,388 | | | | | | | | | | |
| | | APX | - | - | - | - | - | - | - | | | | | | | | | |
| FRANCE | Prix d'intervention uniques | FF | 111,07 | 112,58 | 114,09 | 115,60 | 117,12 | 118,63 | | | | | | | | | | |
| | | ECU | 17,927 | 18,171 | 18,415 | 18,659 | 18,903 | 19,147 | 19,391 | 19,635 | 19,879 | 20,123 | | | | | | |
| | | FF | 138,74 | 129,39 | 126,36 | 134,37 | 136,73 | 138,22 | | | | | | | | | | |
| IRELAND | Market prices | IRL | 16,65 | 16,52 | 16,45 | 16,66 | 17,33 | 17,55 | | | | | | | | | | |
| | | ECU | 24,095 | 23,907 | 23,806 | 24,110 | 25,079 | 25,397 | | | | | | | | | | |
| ITALIA | Prezzi d'intervento unici | LIT | 23,108 | 23,422 | 23,737 | 24,051 | 24,366 | 24,680 | | | | | | | | | | |
| | | ECU | 17,927 | 18,171 | 18,415 | 18,659 | 18,903 | 19,147 | 19,391 | 19,635 | 19,879 | 20,123 | | | | | | |
| | | LIT | 29,050 | 26,963 | 28,590 | 29,500 | 29,763 | 30,400 | | | | | | | | | | |
| LUXEMBOURG | Prix de marché | LFR | 1065,0 | 1080,0 | 1080,0 | 1080,0 | 1100,0 | 1100,0 | | | | | | | | | | |
| | | ECU | 24,781 | 24,781 | 25,130 | 25,130 | 25,595 | 25,595 | | | | | | | | | | |
| NEDERLAND | Marktprijzen | HFL | 61,75 | 60,90 | 60,79 | 61,40 | - | - | | | | | | | | | | |
| | | ECU | 22,409 | 22,100 | 22,060 | 22,282 | - | - | | | | | | | | | | |
| UNITED KINGDOM | Market prices | UKL | - | - | - | - | - | - | | | | | | | | | | |
| | | ECU | - | - | - | - | - | - | | | | | | | | | | |
| DUR | | | | | | | | | | | | | | | | | | |
| ΕΛΛΑΣ Ø 6 άγορές | Ένιαίες τιμές παρεμβάσεως | APX | 1985,7 | 2003,1 | 2020,5 | 2038,0 | 2055,4 | 2229,0 | | | | | | | | | | |
| | | ECU | 29,836 | 30,098 | 30,360 | 30,622 | 30,884 | 31,146 | 31,408 | 31,670 | 31,932 | 32,194 | | | | | | |
| FRANCE | Prix d'intervention uniques | FF | 184,85 | 186,48 | 189,12 | 195,37 | 196,78 | 198,45 | | | | | | | | | | |
| | | ECU | 29,836 | 30,098 | 30,360 | 30,662 | 30,884 | 31,146 | | | | | | | | | | |
| ITALIA | Prezzi di mercato - Grosseto | LIT | 38,459 | 38,796 | 39,134 | 39,523 | 39,809 | 40,147 | | | | | | | | | | |
| | | ECU | 29,836 | 30,098 | 30,360 | 30,662 | 30,884 | 31,146 | | | | | | | | | | |
| UNITED KINGDOM | Prezzi di mercato - Catania | LIT | 36,900 | 37,575 | 38,560 | 38,975 | 40,188 | 41,560 | | | | | | | | | | |
| | | ECU | 28,627 | 29,151 | 29,915 | 30,237 | 31,178 | 32,242 | | | | | | | | | | |
| | | LIT | 36,667 | 38,433 | 39,730 | 40,250 | 40,200 | 40,680 | | | | | | | | | | |
| | | ECU | 28,466 | 29,816 | 30,822 | 31,226 | 31,187 | 31,559 | | | | | | | | | | |

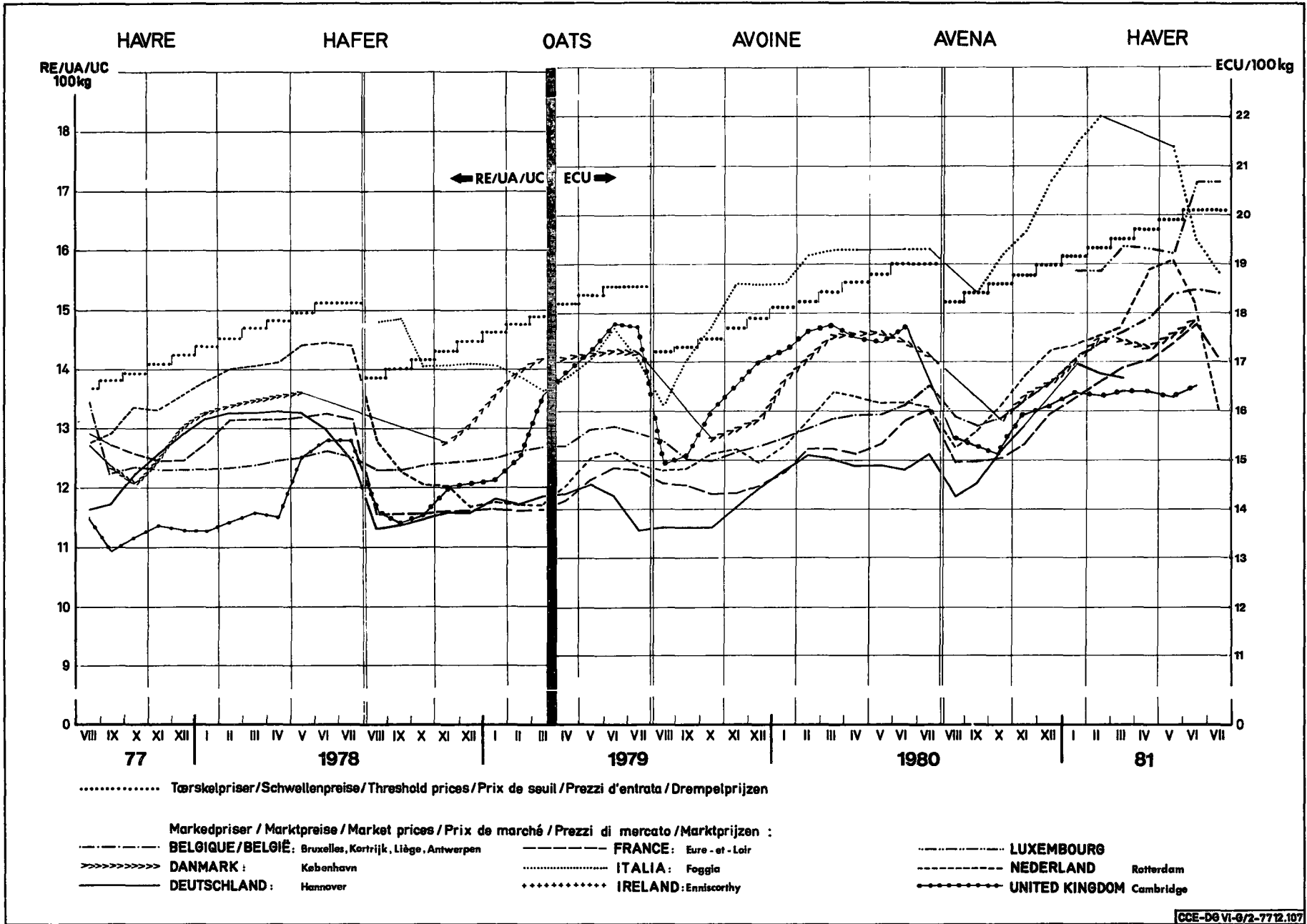
INTERVENTIONSPRISER
INTERVENTIONSPREISE
ΤΙΜΕΣ ΠΑΡΕΜΒΑΣΕΩΣ
INTERVENTION PRICES
PRIX D'INTERVENTION
PREZZI D'INTERVENTO
INTERVENTIEPRIJZEN

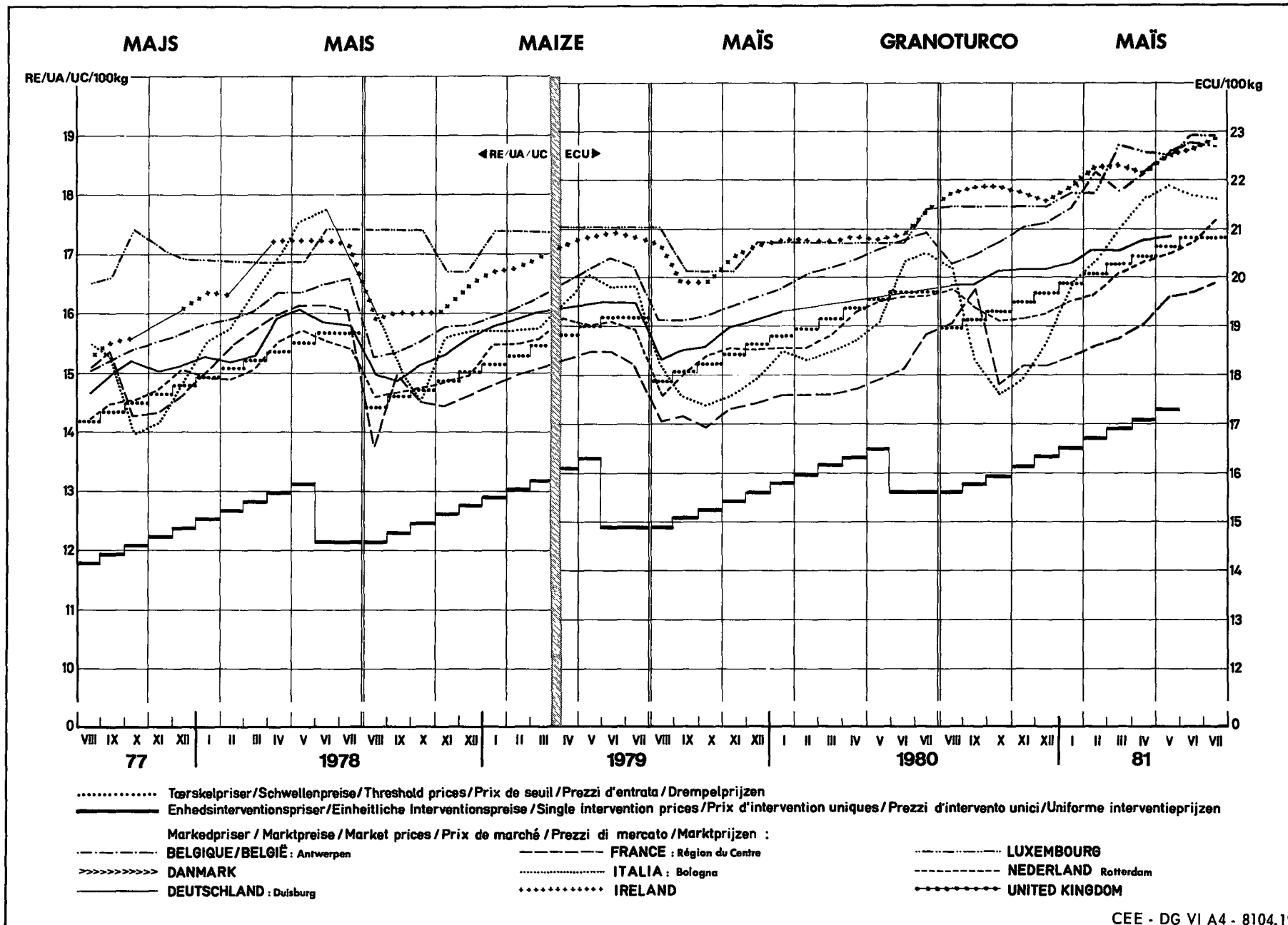
MARKEDSPRISER
MARKTPREISE
ΤΙΜΕΣ ΤΗΣ ΑΓΟΡΑΣ
MARKET PRICES
PRIX DE MARCHÉ
PREZZI DI MERCATO
MARKTPRIJZEN

KORN
GETREIDE
ΣΙΤΗΡΑ
CEREALES
CEREALI
GRANEN

/100 kg

| Land Xώρα Country Pays Paese Land | Beskrivelse Beschreibung Περιγραφή Description Descrizione Omschrijving | | 1982 | | | | | | | | 1983 | | | | |
|--|--|-----|--------|--------|--------|--------|--------|--------|--------|--------|---------|--------|--------|--------|--------|
| | | | NOV | | | | DEC | | | | JAN | | | | |
| | | | 31-6 | 7-13 | 14-20 | 21-27 | 28-04 | 05-11 | 12-18 | 19-25 | 26-1 | 2-8 | 9-15 | 16-23 | 24-29 |
| HAF | | | | | | | | | | | | | | | |
| BELGIQUE / BELGIE | Prix de marché / Marktprijzen ø Bruxelles-Kortrijk-Liège- Antwerpen | BFR | 737,5 | 728,8 | 743,3 | 745,0 | 750,0 | 753,3 | 756,7 | 756,7 | 756,7 | 756,7 | 756,7 | 760,0 | 760,0 |
| DANMARK | Markedspriiser - København | DKR | 145,5 | 145,0 | 145,0 | 145,0 | 145,0 | 145,0 | 145,0 | 145,00 | 145,00 | 145,00 | 145,00 | 145,00 | |
| BR DEUTSCHLAND | Marktpreise - Hannover | DM | 42,75 | - | - | 42,75 | 42,75 | 42,75 | 42,65 | - | - | - | 42,25 | 42,25 | 42,25 |
| ΕΛΛΑΣ ø 7 αγοράς | Τιμές της αγοράς | APX | - | - | - | - | - | - | - | - | - | - | - | - | |
| FRANCE | Prix de marché - Dép. Eure-et-Loir | FF | - | - | - | - | - | - | - | - | - | - | - | - | |
| IRELAND | Market prices - Enniscorthy | IRL | - | - | - | - | - | - | - | - | - | - | - | - | |
| ITALIA | Prezzi di mercato - Foggia | LIT | 28.250 | 28.000 | 28.000 | 28.750 | 28.750 | - | 29.250 | - | 29.250 | | | | |
| LUXEMBOURG | Prix de marché - ø pays | LFR | 835,0 | 835,0 | 835,0 | 835,0 | 855,0 | 855,0 | 855,0 | 855,0 | 865,0 | 865,0 | 865,0 | 865,0 | |
| NEDERLAND | Marktprijzen - Rotterdam | HFL | 47,00 | 47,00 | 47,00 | 46,50 | 46,00 | 46,00 | 46,00 | 46,50 | - | 46,75 | 46,75 | 46,75 | 47,00 |
| UNITED KINGDOM | Market prices - Cambridge | UKL | - | 10,26 | 10,42 | 10,48 | - | 10,27 | - | - | - | - | 10,31 | 10,76 | |
| MAI | | | | | | | | | | | | | | | |
| BELGIQUE / BELGIE | Prix de marché / Marktprijzen | BFR | 1072,7 | 1076,7 | 1028,0 | 1062,6 | 1074,7 | 1095,4 | 1067,4 | 1063,2 | 1036,8 | 1060,6 | 1073,4 | 1076,6 | 1075,6 |
| DANMARK | Markedspriiser | DKR | - | - | - | - | - | - | - | - | - | - | - | - | |
| BR DEUTSCHLAND | Marktpreise | DM | 58,25 | 59,00 | 59,00 | 59,00 | 59,00 | 49,00 | 49,00 | - | 59,00 | - | - | 59,75 | - |
| ΕΛΛΑΣ ø 5 αγοράς | Ένιαίες τιμές παρεμβάσεως | APX | 1241,8 | | | | 1258,4 | | | | 1370,29 | | | | |
| | Τιμές της αγοράς | | - | 1418,0 | - | - | - | - | - | 1460,0 | - | - | - | 1460,0 | 1458 |
| FRANCE | Prix d'intervention uniques | FF | 115,60 | | | | 117,12 | | | | 118,63 | | | | |
| | Prix de marché - Région du Centre | | 133,78 | 133,78 | - | 135,54 | 136,29 | 136,79 | 136,79 | 137,55 | - | - | 138,05 | - | 138,56 |
| IRELAND | Market prices | IRL | 16,50 | 16,70 | 16,75 | 16,70 | 17,16 | 17,30 | 17,40 | - | 17,50 | 17,50 | 17,50 | 17,60 | 17,60 |
| ITALIA | Prezzi d'intervento unici | LIT | 24.051 | | | | 24.366 | | | | 24.680 | | | | |
| | Prezzi di mercato - Bologna | | 29.450 | 29.550 | 29.450 | 29.450 | 29.200 | 29.350 | 30.050 | 30.450 | 30.600 | 30.400 | 30.400 | 30.350 | 30.250 |
| LUXEMBOURG | Prix de marché | LFR | 1080 | 1080 | 1080 | 1080 | 1100 | 1100 | 1100 | 1100 | 1100 | 1100 | 1100 | 1100 | |
| NEDERLAND | Marktprijzen | HFL | 61,00 | 61,35 | 61,50 | 61,75 | 61,50 | 61,50 | 61,25 | 61,25 | 61,25 | . | . | . | . |
| UNITED KINGDOM | Market prices | UKL | - | - | - | - | - | - | - | - | - | - | - | - | |
| DUR | | | | | | | | | | | | | | | |
| ΕΛΛΑΣ ø 6 αγοράς | Ένιαίες τιμές παρεμβάσεως | APX | 2038,8 | | | | 2055,4 | | | | 2229,0 | | | | |
| | Τιμές της αγοράς - ø 6 αγοράς | | - | 1935,0 | - | - | - | - | - | - | - | - | - | - | - |
| FRANCE | Prix d'intervention uniques | FF | 195,37 | | | | 196,78 | | | | 198,45 | | | | |
| | Prix de marché - Dép. Bouches-du-Rhône | | - | - | - | - | - | - | - | - | - | - | - | - | |
| | Prix de marché - Rég. Sud-Ouest | | - | - | - | - | - | - | - | - | - | - | - | - | |
| ITALIA | Prezzi d'intervento unici | LIT | 39523 | | | | 39809 | | | | 40147 | | | | |
| | Prezzi di mercato - Grosseto | | 38.600 | 38.900 | 39.100 | 39.300 | 39.800 | 39950 | 40500 | 40500 | 41400 | 41600 | 41600 | 41600 | 41600 |
| | Prezzi di mercato - Catania | | 40.000 | 40.100 | 40.000 | 40.000 | 40.000 | 40300 | 40200 | 40300 | 41500 | 40500 | 40500 | 40800 | 40800 |





HARD HVEDE

HART WEIZEN

DURUM WHEAT

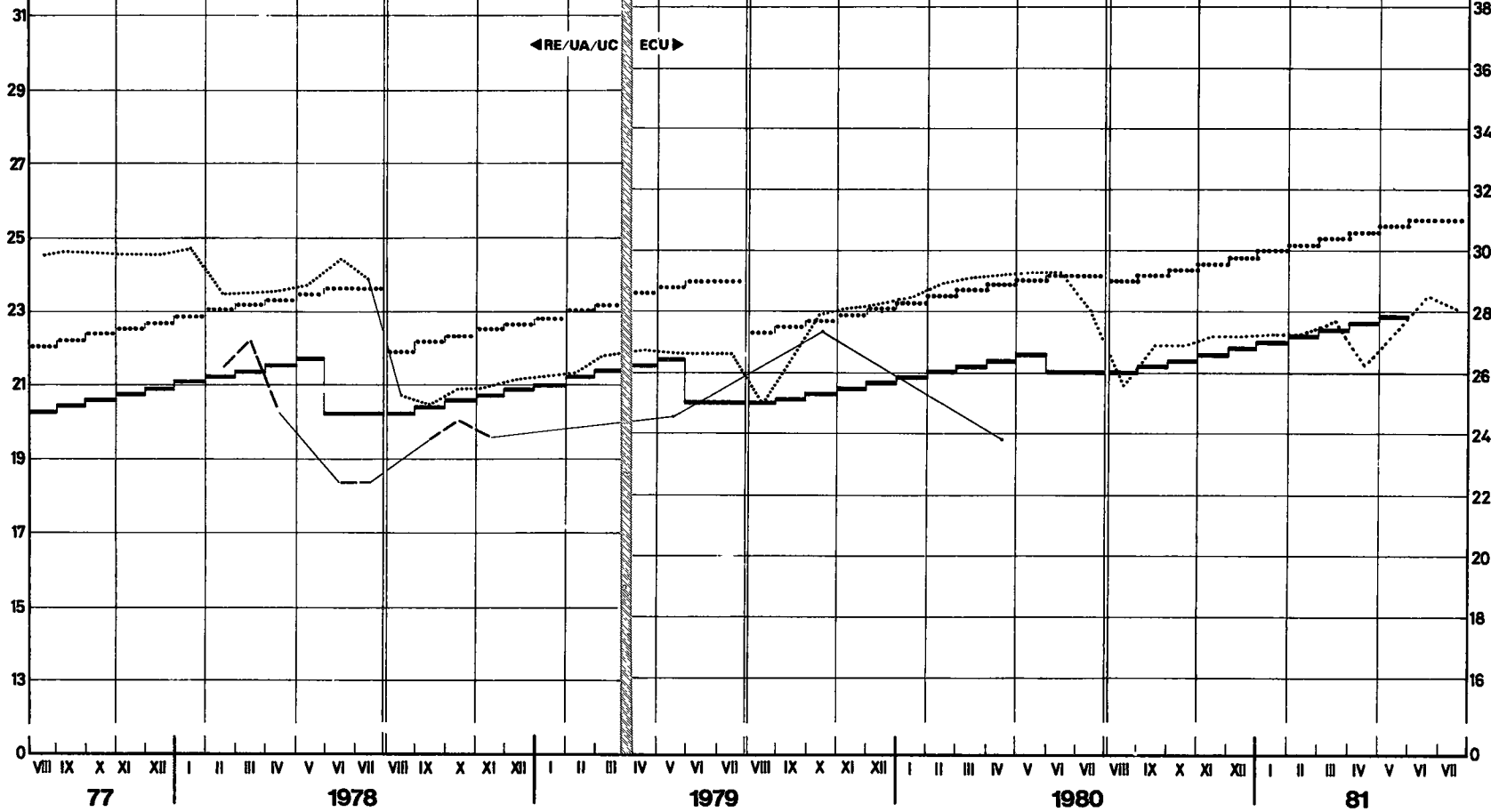
FROMENT DUR

FRUMENTO DURO

DURUM TARWE

RE/UA/UC/100kg

ECU/100kg



- Tærskelpriser/Schwellenpreise/Threshold prices/Prix de seuil/Prezzi d'entrata /Drempelprijzen
- Enhedsinterventionspriser/Einheitliche Interventionspreise /Single intervention prices/Prix d'intervention uniques/Prezzi d'intervento unici/Uniforme interventieprijsen
- Marketpriser / Marktpreise / Market prices / Prix de marché / Prezzi di mercato / Marktprijzen :
- BELGIQUE/BELGIË
- DANMARK
- DEUTSCHLAND
- FRANCE Sud-Ouest
- ITALIA Catania
- IRELAND
- LUXEMBOURG
- NEDERLAND
- UNITED KINGDOM

**TÆRSKELPRISER
PRIX DE SEUIL**

**SCHWELLENPREISE
ΤΙΜΕΣ ΚΑΤΩΦΑΙΟΥ
PREZZI DI ENTRATA**

**THRESHOLD PRICES
DREMPELPF.IJZEN**

**KORN
GETREIDE
ΣΙΤΗΡΑ
CEREALES
CEREALI
GRANEN**

CIF pris fastsat af Kommissionen / Afgifter ved indførsel fra tredjelande / Eksportafgifter
 CIF-Preise von der Kommission festgesetzt / Abschöpfungen bei der Einfuhr aus Drittländern / Abschöpfungen bei der Ausfuhr
 Τιμές CIF που καθορίζονται από την Έμπρομά / Εισφορές κατά την εισαγωγή από τρίτες χώρες / Εισφορές κατά την εξαγωγή
 CIF prices fixed by the Commission / Levies on imports from third countries / Export levies
 Prix caf fixés par la Commission / Prélèvements à l'importation des pays tiers / Prélèvements à l'exportation
 Prezzi CIF fissati dalla Commissione / Prelevi all'importazione dai paesi terzi / Prelevi all'esportazione
 CIF prijzen door de Commissie vastgesteld / Heffingen bij invoer uit derde landen / Uitvoerheffingen

ECU/TM

| Produkte Προϊόντα Products Produits Prodotti Produkten | Beskrivelse Beschreibung Περιγραφή Description Description Descrizione Omschrijving | 1982/1983 | | | | | | | | | | | | Ø |
|---|---|-----------|--------|--------|--------|--------|--------|-----|-----|-----|-----|-----|-----|---|
| | | AUG | SEP | OCT | NOV | DEC | JAN | FEB | MAR | APR | MAI | JUN | JUL | |
| BLT | Prix de seuil | 245,61 | 248,05 | 250,49 | 252,93 | 255,37 | 257,81 | | | | | | | |
| | Prix caf | 135,26 | 135,44 | 129,93 | 152,72 | 144,04 | 143,19 | | | | | | | |
| | Prélèvements à l'importation | 110,24 | 113,24 | 120,53 | 100,25 | 111,23 | 114,72 | | | | | | | |
| | Prélèvements à l'exportation | - | - | - | - | - | - | | | | | | | |
| SEG | Prix de seuil | 223,27 | 225,71 | 228,15 | 230,59 | 233,03 | 235,47 | | | | | | | |
| | Prix caf | 153,69 | 147,89 | 129,26 | 130,32 | 129,65 | 126,76 | | | | | | | |
| | Prélèvements à l'importation | 69,53 | 77,89 | 98,90 | 100,25 | 103,30 | 108,71 | | | | | | | |
| | Prélèvements à l'exportation | - | - | - | - | - | - | | | | | | | |
| ORG | Prix de seuil | 223,27 | 225,71 | 228,15 | 230,59 | 233,03 | 235,47 | | | | | | | |
| | Prix caf | 122,85 | 120,36 | 119,83 | 119,80 | 126,56 | 119,73 | | | | | | | |
| | Prélèvements à l'importation | 100,39 | 105,40 | 108,41 | 110,79 | 106,54 | 115,70 | | | | | | | |
| | Prélèvements à l'exportation | - | - | - | - | - | - | | | | | | | |
| HAF | Prix de seuil | 214,79 | 217,23 | 219,67 | 222,11 | 224,55 | 226,99 | | | | | | | |
| | Prix caf | 153,88 | 151,67 | 142,94 | 143,81 | 134,08 | 127,34 | | | | | | | |
| | Prélèvements à l'importation | 60,89 | 65,62 | 76,77 | 77,32 | 90,49 | 99,65 | | | | | | | |
| | Prélèvements à l'exportation | - | - | - | - | - | - | | | | | | | |
| MAI | Prix de seuil | 223,27 | 225,71 | 228,15 | 230,59 | 233,03 | 235,47 | | | | | | | |
| | Prix caf | 119,76 | 120,22 | 111,82 | 126,58 | 123,56 | 122,88 | | | | | | | |
| | Prélèvements à l'importation | 103,64 | 105,56 | 116,29 | 104,02 | 109,40 | 112,68 | | | | | | | |
| | Prélèvements à l'exportation | - | - | - | - | - | - | | | | | | | |
| BKW | Prix de seuil | 223,27 | 225,71 | 228,15 | 230,59 | 233,03 | 235,47 | | | | | | | |
| | Prix caf | 242,60 | 247,04 | 245,62 | 256,05 | 248,63 | 238,94 | | | | | | | |
| | Prélèvements à l'importation | 0 | 0 | 0 | 0 | 0 | 0,05 | | | | | | | |
| | Prélèvements à l'exportation | - | - | - | - | - | - | | | | | | | |
| SOR | Prix de seuil | 223,27 | 225,71 | 228,15 | 230,59 | 233,03 | 235,47 | | | | | | | |
| | Prix caf | 122,28 | 121,95 | 121,22 | 130,68 | 132,59 | 129,28 | | | | | | | |
| | Prélèvements à l'importation | 101,01 | 103,89 | 106,82 | 99,89 | 100,52 | 106,19 | | | | | | | |
| | Prélèvements à l'exportation | - | - | - | - | - | - | | | | | | | |

**TÆRSKELPRISER
PRIX DE SEUIL**

**SCHWELLENPREISE
ΤΙΜΕΣ ΚΑΤΩΦΛΙΟΥ
PREZZI DI ENTRATA**

**THRESHOLD PRICES
DREMPELPRIJZEN**

**KORN
GETREIDE
ΣΙΤΗΡΑ
CEREALES
CEREALES
CEREALI
GRANEN**

CIF pris fastset af Kommissionen / Afgifter ved indførsel fra tredjelande / Eksportafgifter
 CIF-Preise von der Kommission festgesetzt / Abschöpfungen bei der Einfuhr aus Drittländern / Abschöpfungen bei der Ausfuhr
 Τιμές CIF που καθορίζονται από την Έπιτροπή / Εισφορές κατά την εισαγωγή από τρίτες χώρες / Εισφορές κατά την εξαγωγή
 CIF prices fixed by the Commission / Levies on imports from third countries / Export levies
 Prix caf fixés par la Commission / Prélèvements à l'importation des pays tiers / Prélèvements à l'exportation
 Prezzi CIF fissati dalla Commissione / Prelevi all'importazione dai paesi terzi / Prelevi all'esportazione
 CIF prijzen door de Commissie vastgesteld / Heffingen bij invoer uit derde landen / Uitvoerheffingen

ECU/TM

| Produkte Προϊόντα Products Produits Prodotti Produkten | Beskrivelse Beschreibung Description Description Descrizione Omschrijving | 1982/1983 | | | | | | | | | | | | Ø |
|---|--|-----------|--------|--------|--------|--------|--------|-----|-----|-----|-----|-----|-----|---|
| | | AUG | SEP | OCT | NOV | DEC | JAN | FEB | MAR | APR | MAI | JUN | JUL | |
| MIL | Prix de seuil | 223,27 | 225,71 | 228,15 | 230,59 | 233,03 | 235,47 | | | | | | | |
| | Prix caf | 182,70 | 212,83 | 215,84 | 232,77 | 202,60 | 185,30 | | | | | | | |
| | Prélèvements à l'importation | 40,58 | 12,92 | 12,29 | 2,55 | 30,43 | 50,15 | | | | | | | |
| | Prélèvements à l'exportation | - | - | - | - | - | - | | | | | | | |
| AUT CER | Prix de seuil | 223,27 | 225,71 | 228,15 | 230,59 | 233,03 | 235,47 | | | | | | | |
| | Prix caf | 483,00 | 450,67 | 400,85 | 363,18 | 332,15 | 314,19 | | | | | | | |
| | Prélèvements à l'importation | 0 | 0 | 0 | 0 | 0 | 0 | | | | | | | |
| DUR | Prix de seuil | 334,20 | 336,82 | 339,44 | 342,06 | 344,68 | 347,30 | | | | | | | |
| | Prix caf | 175,74 | 175,86 | 184,20 | 193,86 | 194,42 | 193,29 | | | | | | | |
| | Prélèvements à l'importation | 158,37 | 160,94 | 155,24 | 148,24 | 150,14 | 154,04 | | | | | | | |
| | Prélèvements à l'exportation | - | - | - | - | - | - | | | | | | | |
| FBL | Prix de seuil | 370,60 | 374,28 | 377,96 | 381,64 | 385,32 | 389,00 | | | | | | | |
| | Prix caf | 203,11 | 202,43 | 195,65 | 227,55 | 215,42 | 214,22 | | | | | | | |
| | Prélèvements à l'importation | 167,41 | 171,85 | 182,27 | 154,13 | 169,86 | 174,90 | | | | | | | |
| | Prélèvements à l'exportation | - | - | - | - | - | - | | | | | | | |
| FRO | Prix de seuil | 341,60 | 345,28 | 348,96 | 352,64 | 356,32 | 360,00 | | | | | | | |
| | Prix caf | 231,17 | 223,05 | 196,95 | 193,46 | 197,51 | 193,47 | | | | | | | |
| | Prélèvements à l'importation | 110,37 | 122,21 | 152,09 | 154,17 | 158,76 | 166,54 | | | | | | | |
| GBL | Prix de seuil | 400,25 | 403,93 | 407,61 | 411,29 | 414,97 | 418,65 | | | | | | | |
| | Prix caf | 219,36 | 218,62 | 211,30 | 245,76 | 232,64 | 231,36 | | | | | | | |
| | Prélèvements à l'importation | 180,81 | 185,30 | 196,26 | 165,58 | 182,30 | 187,43 | | | | | | | |
| | Prélèvements à l'exportation | - | - | - | - | - | - | | | | | | | |
| GDU | Prix de seuil | 519,70 | 523,84 | 527,98 | 532,12 | 536,26 | 540,40 | | | | | | | |
| | Prix caf | 261,08 | 261,28 | 274,20 | 289,21 | 282,30 | 288,29 | | | | | | | |
| | Prélèvements à l'importation | 258,58 | 262,59 | 253,90 | 242,89 | 246,19 | 252,07 | | | | | | | |
| | Prélèvements à l'exportation | - | - | - | - | - | - | | | | | | | |

**TÆRSKELPRISER
PRIX DE SEUIL**

**SCHWELLENPREISE
ΤΙΜΕΣ ΚΑΤΩΦΛΙΟΥ
PREZZI DI ENTRATA**

**THRESHOLD PRICES
DREMPELPRIJZEN**

**KORN
GETREIDE
ΣΙΤΗΡΑ
CEREALES
CEREALES
CEREALES
GRANEN**

CIF pris fastsat af Kommissionen / Afgifter ved indførsel fra tredjelande / Eksportafgifter
 CIF-Preise von der Kommission festgesetzt / Abschöpfungen bei der Einfuhr aus Drittländern / Abschöpfungen bei der Ausfuhr
 Τιμές CIF που καθορίζονται από την Έπιτροπή / Εισφορές κατά την εισαγωγή από τρίτες χώρες / Εισφορές κατά την εξαγωγή
 CIF prices fixed by the Commission / Levies on imports from third countries / Export levies
 Prix caf fixés par la Commission / Prélèvements à l'importation des pays tiers / Prélèvements à l'exportation
 Prezzi CIF fissati dalla Commissione / Prelevi all'importazione dai paesi terzi / Prelevi all'esportazione
 CIF prijzen door de Commissie vastgesteld / Heffingen bij invoer uit derde landen / Uitvoerheffingen

ECU/TM

| Produkt Produkte Προϊόντα Products Produits Prodotti Produkten | Beskrivelse Beschreibung Περιγραφή Description Description Descrizione Omschrijving | 1982/83 | | | | | | | | | | | | |
|--|---|---------|--------|--------|--------|--------|--------|--------|--------|--------|--------|--------|--------|--------|
| | | NOV | | | | DEC | | | | JAN | | | | |
| | | 31-6 | 7-13 | 14-20 | 21-27 | 28-4 | 5-11 | 12-18 | 19-25 | 26-1 | 2-8 | 9-15 | 16-22 | 23-29 |
| BLT | Prix de seuil | 252,93 | | | | 255,37 | | | | 257,81 | | | | |
| | Prix caf | 143,76 | 152,21 | 154,13 | 156,70 | 153,03 | 145,88 | 142,89 | 141,68 | 142,36 | 140,26 | 141,52 | 145,43 | 144,83 |
| | Prélèvements à l'importation | 108,82 | 100,72 | 98,86 | 96,31 | 101,30 | 109,46 | 112,33 | 113,42 | 113,36 | 117,67 | 116,55 | 112,38 | 113,07 |
| | Prélèvements à l'exportation | - | - | - | - | - | - | - | - | - | - | - | - | - |
| SEG | Prix de seuil | 230,59 | | | | 233,03 | | | | 235,47 | | | | |
| | Prix caf | 126,39 | 131,04 | 130,31 | 131,79 | 131,79 | 130,85 | 132,20 | 127,78 | 126,43 | 125,37 | 124,88 | 126,83 | 129,43 |
| | Prélèvements à l'importation | 103,86 | 99,53 | 100,16 | 98,81 | 100,23 | 102,18 | 100,85 | 105,12 | 105,12 | 110,10 | 110,65 | 108,59 | 106,07 |
| | Prélèvements à l'exportation | - | - | - | - | - | - | - | - | - | - | - | - | - |
| ORG | Prix de seuil | 230,59 | | | | 233,03 | | | | 235,47 | | | | |
| | Prix caf | 115,97 | 117,78 | 118,53 | 123,23 | 127,02 | 126,65 | 127,85 | 126,18 | 125,15 | 122,21 | 117,14 | 117,80 | 120,55 |
| | Prélèvements à l'importation | 114,26 | 113,06 | 112,21 | 107,24 | 104,82 | 106,61 | 105,37 | 106,72 | 108,20 | 113,18 | 118,17 | 117,65 | 115,00 |
| | Prélèvements à l'exportation | - | - | - | - | - | - | - | - | - | - | - | - | - |
| HAF | Prix de seuil | 222,11 | | | | 224,55 | | | | 226,99 | | | | |
| | Prix caf | 140,09 | 145,67 | 145,73 | 144,15 | 141,76 | 137,32 | 133,12 | 131,37 | 129,98 | 128,88 | 126,63 | 125,24 | 127,96 |
| | Prélèvements à l'importation | 77,27 | 76,41 | 76,46 | 78,00 | 81,88 | 87,40 | 91,62 | 93,05 | 94,74 | 98,10 | 100,37 | 101,70 | 99,06 |
| | Prélèvements à l'exportation | - | - | - | - | - | - | - | - | - | - | - | - | - |
| MAI | Prix de seuil | 230,59 | | | | 233,03 | | | | 235,47 | | | | |
| | Prix caf | 116,84 | 126,78 | 129,99 | 129,93 | 126,97 | 123,79 | 124,30 | 123,01 | 121,71 | 119,96 | 118,69 | 122,17 | 128,49 |
| | Prélèvements à l'importation | 113,40 | 103,77 | 100,55 | 100,70 | 105,09 | 109,29 | 108,80 | 109,82 | 111,43 | 115,34 | 116,99 | 113,50 | 107,13 |
| | Prélèvements à l'exportation | - | - | - | - | - | - | - | - | - | - | - | - | - |
| BKW | Prix de seuil | 230,59 | | | | 233,03 | | | | 235,47 | | | | |
| | Prix caf | 249,29 | 258,99 | 259,10 | 256,35 | 253,11 | 249,73 | 250,29 | 252,53 | 238,49 | 237,41 | 235,44 | 238,22 | 243,26 |
| | Prélèvements à l'importation | 0 | 0 | 0 | 0 | 0 | 0 | 0 | 0 | 0 | 0 | 0 | 0 | |
| | Prélèvements à l'exportation | - | - | - | - | - | - | - | - | - | - | - | - | - |
| SOR | Prix de seuil | 230,59 | | | | 233,03 | | | | 235,47 | | | | |
| | Prix caf | 119,91 | 129,00 | 135,01 | 135,26 | 134,39 | 133,84 | 135,36 | 131,20 | 128,78 | 128,42 | 127,33 | 128,87 | 131,67 |
| | Prélèvements à l'importation | 110,26 | 101,56 | 95,63 | 95,39 | 97,63 | 99,38 | 97,87 | 101,68 | 104,60 | 107,04 | 108,15 | 106,55 | 103,83 |
| | Prélèvements à l'exportation | - | - | - | - | - | - | - | - | - | - | - | - | - |

**TÆRSKELPRISER
PRIX DE SEUIL**

**SCHWELLENPREISE
ΤΙΜΕΣ ΚΑΤΩΦΛΙΟΥ
PREZZI DI ENTRATA**

**THRESHOLD PRICES
DREMPELPRIJZEN**

**KORN
GETREIDE
ΣΙΤΗΡΑ
CEREALS
CEREALES
CEREALI
GRANEN**

CIF pris fastsat af Kommissionen / Afgifter ved indførsel fra tredjelande / Eksportafgifter
 CIF-Preise von der Kommission festgesetzt / Abschöpfungen bei der Einfuhr aus Drittländern / Abschöpfungen bei der Ausfuhr
 Τιμές CIF που καθορίζονται από την Έμπροση / Εισφορές κατά την εισαγωγή από τρίτες χώρες / Εισφορές κατά την εξαγωγή
 CIF prices fixed by the Commission / Levies on imports from third countries / Export levies
 Prix caf fixés par la Commission / Prélèvements à l'importation des pays tiers / Prélèvements à l'exportation
 Prezzi CIF fissati dalla Commissione / Prelevi all'importazione dai paesi terzi / Prelevi all'esportazione
 CIF prijzen door de Commissie vastgesteld / Heffingen bij invoer uit derde landen / Uitvoerheffingen

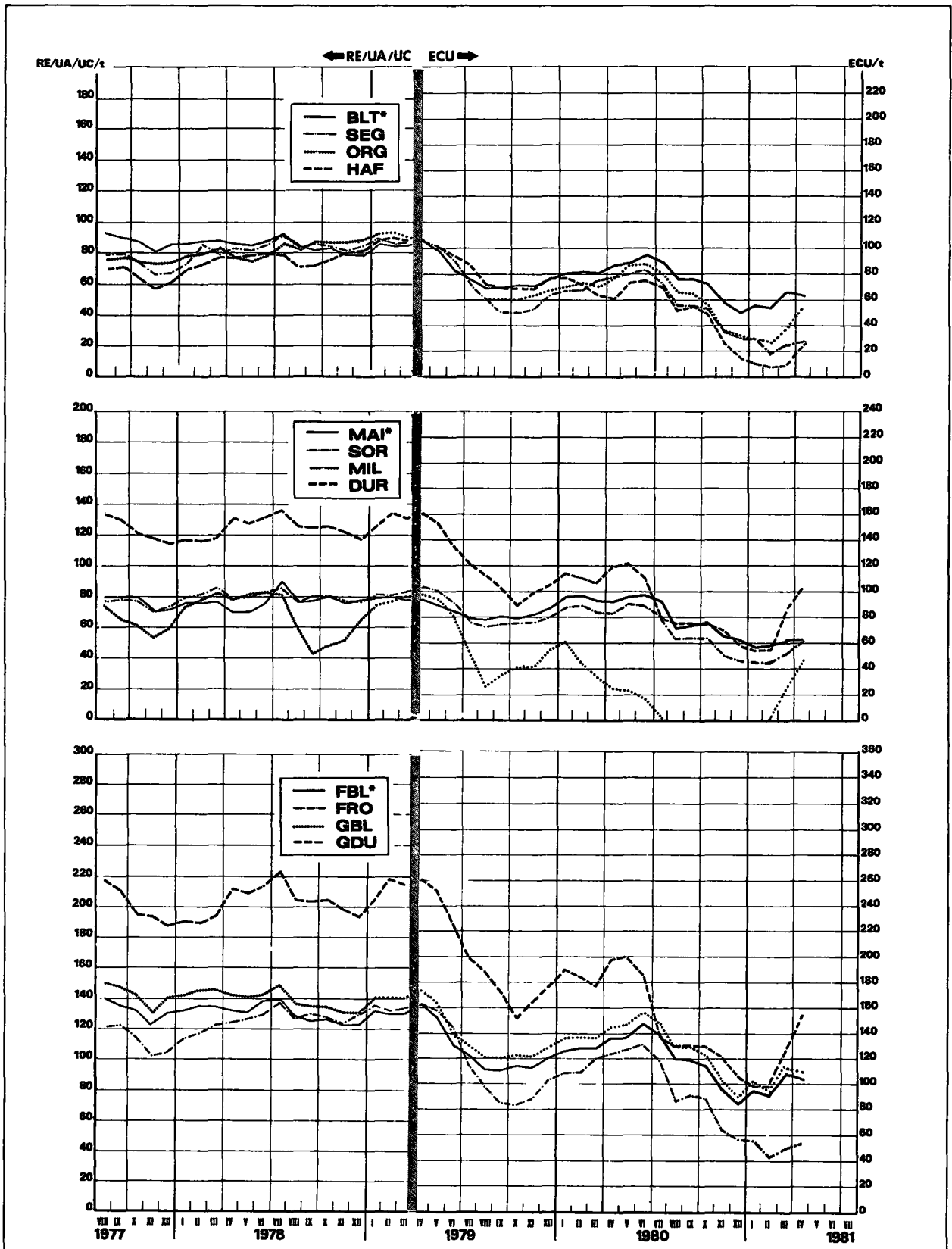
ECU/TM

| Produkte Προϊόντα Products Produits Prodotti Produkten | Beskrivelse Beschreibung Description Description Descrizione Omschrijving | 1982/83 | | | | | | | | | | | | |
|---|--|---------|--------|--------|--------|--------|--------|--------|--------|--------|--------|--------|--------|--------|
| | | NOV | | | | DEC | | | | JAN | | | | |
| | | 31-6 | 7-13 | 14-20 | 21-27 | 28-4 | 5-11 | 12-18 | 19-25 | 26-1 | 2-8 | 9-15 | 16-22 | 23-29 |
| MIL | Prix de seuil | 230,59 | | | | 233,03 | | | | 235,47 | | | | |
| | Prix caf | 220,36 | 233,01 | 238,75 | 236,17 | 225,59 | 204,83 | 202,29 | 197,39 | 195,30 | 186,38 | 181,91 | 184,10 | 186,46 |
| | Prélèvements à l'importation | 9,97 | 2,40 | 0 | 0 | 7,92 | 28,20 | 31,04 | 35,44 | 38,06 | 49,06 | 53,57 | 51,40 | 48,97 |
| | Prélèvements à l'exportation | - | - | - | - | - | - | - | - | - | - | - | - | - |
| AUT CER | Prix de seuil | 230,59 | | | | 33,03 | | | | 235,47 | | | | |
| | Prix caf | 379,97 | 375,15 | 357,58 | 352,16 | 342,48 | 336,12 | 335,40 | 327,26 | 323,79 | 321,06 | 314,00 | 306,84 | 315,51 |
| | Prélèvements à l'importation | 0 | 0 | 0 | 0 | 0 | 0 | 0 | 0 | 0 | 0 | 0 | 0 | 0 |
| | Prélèvements à l'exportation | - | - | - | - | - | - | - | - | - | - | - | - | - |
| DUR | Prix de seuil | 342,06 | | | | 344,68 | | | | 347,30 | | | | |
| | Prix caf | 190,69 | 194,26 | 194,96 | 194,46 | 194,97 | 194,49 | 194,63 | 194,47 | 193,61 | 192,00 | 190,53 | 192,66 | 196,79 |
| | Prélèvements à l'importation | 151,00 | 147,76 | 147,19 | 147,72 | 148,57 | 150,03 | 149,84 | 150,09 | 151,43 | 155,44 | 156,77 | 154,59 | 150,56 |
| | Prélèvements à l'exportation | - | - | - | - | - | - | - | - | - | - | - | - | - |
| FBL | Prix de seuil | 381,64 | | | | 385,32 | | | | 389,00 | | | | |
| | Prix caf | 215,02 | 226,84 | 229,53 | 233,13 | 227,99 | 217,99 | 213,80 | 212,10 | 213,10 | 210,12 | 211,88 | 217,36 | 216,51 |
| | Prélèvements à l'importation | 166,09 | 154,80 | 152,19 | 148,62 | 155,76 | 167,29 | 171,44 | 173,12 | 172,79 | 176,06 | 177,38 | 171,64 | 172,61 |
| | Prélèvements à l'exportation | - | - | - | - | - | - | - | - | - | - | - | - | - |
| FRO | Prix de seuil | 352,64 | | | | 356,32 | | | | 360,00 | | | | |
| | Prix caf | 171,50 | 199,45 | 198,43 | 200,51 | 200,51 | 199,18 | 201,09 | 194,90 | 193,00 | 191,51 | 190,83 | 193,56 | 197,21 |
| | Prélèvements à l'importation | 159,18 | 153,15 | 154,12 | 152,19 | 154,17 | 157,14 | 155,26 | 161,24 | 163,82 | 168,61 | 169,11 | 166,37 | 162,84 |
| | Prélèvements à l'exportation | - | - | - | - | - | - | - | - | - | - | - | - | - |
| GBL | Prix de seuil | 411,29 | | | | 414,97 | | | | 418,65 | | | | |
| | Prix caf | 232,22 | 244,99 | 247,90 | 251,78 | 246,23 | 235,43 | 230,90 | 229,07 | 230,10 | 226,93 | 228,83 | 234,74 | 233,83 |
| | Prélèvements à l'importation | 178,54 | 166,30 | 163,49 | 159,63 | 167,17 | 179,50 | 183,98 | 185,90 | 185,40 | 191,91 | 190,10 | 183,91 | 184,95 |
| | Prélèvements à l'exportation | - | - | - | - | - | - | - | - | - | - | - | - | - |
| GDU | Prix de seuil | 532,12 | | | | 536,26 | | | | 540,40 | | | | |
| | Prix caf | 284,26 | 289,79 | 290,88 | 290,29 | 290,90 | 278,73 | 267,51 | 290,12 | 288,78 | 286,28 | 284,01 | 287,31 | 293,72 |
| | Prélèvements à l'importation | 247,27 | 242,27 | 241,28 | 241,75 | 243,59 | 246,00 | 245,94 | 246,10 | 248,04 | 254,07 | 256,39 | 253,00 | 246,62 |
| | Prélèvements à l'exportation | - | - | - | - | - | - | - | - | - | - | - | - | - |

BLT MIL
 SEG DUR
 ORG FBL
 HAF FRO
 MAI GBL
 SOR GDU

Importafgifter over for tredjeland
Abschöpfungen bei der Einfuhr gegenüber Drittländern
Levies on imports from and to third countries
Prélèvements à l'importation envers les Pays-tiers
Prelevi all'importazione verso paesi terzi
Heffingen bij invoer tegenover derde landen

KORN
GETREIDE
CEREALS
CEREALES
CERALI
GRANEN

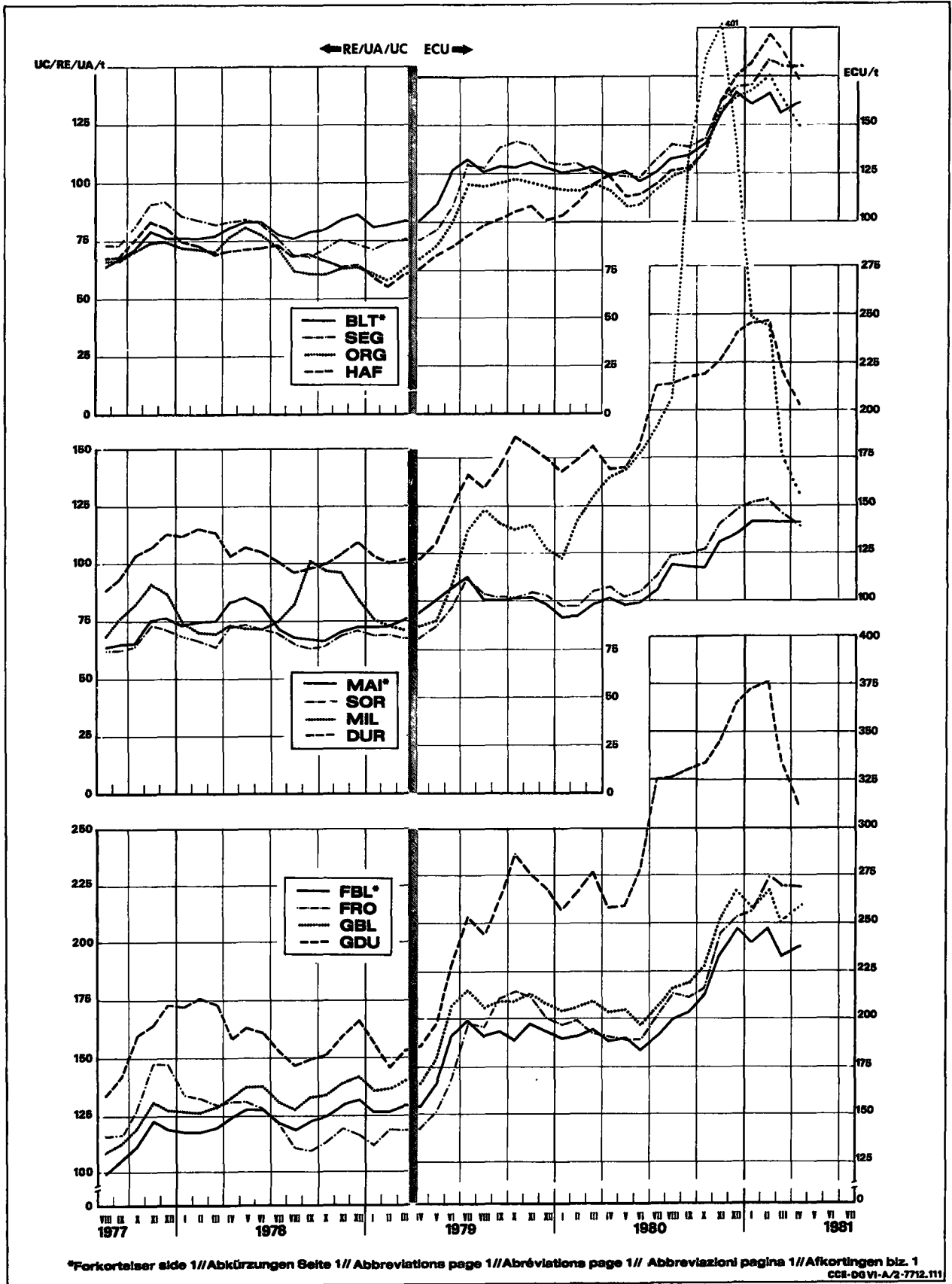


*Forkortelser side 1//Abkürzungen Seite 1// Abbreviations page 1//Abréviations page 1// Abbreviazioni pagina 1//Afkortingen blz. 1
 CCE DG VI-A/2-7712.10

BLT MIL
 SEG DUR
 ORG FBL
 HAF FRO
 MAI GBL
 SOR GDU

Cif pris fastsat af Kommissionen
 Cif-Preise von der Kommission festgesetzt
 Cif prices fixed by the Commission
 Prix CAF fixés par la Commission
 Prezzi cif fissati dalla Commissione
 Cif prijzen door de Commissie vastgesteld

**KORN
 GETREIDE
 CEREALS
 CEREALES
 CEREALI
 GRANEN**



Indførelsespriser
Einfuhrpreise
Τιμές κατά την εισαγωγή
Import prices
Prix à l'importation
Prezzi all'importazione
Invoerprijzen

Direkte levering
Sofortige Lieferung
Άμεση παράδοση
Immediate delivery
Livraison rapprochée
Pronta consegna
Directe levering

KORN
GETREIDE
ΣΙΤΗΡΑ
CEREALES
CEREALI
GRANEN

CAF / CIF ANTWERPEN / ROTTERDAM

ECU/TM

| Dyrkningssted Herkunft Προέλευση Origin Provenance Provenienza Herkomst | Kvaliteter Qualitäten Ποιότητες Qualities Qualités Qualità Kwaliteiten | 1982/1983 | | | | | | | | | | | | Ø |
|---|--|---|--------|--------|--------|--------|--------|--------|--------|-----|-----|-----|-----|---|
| | | AUG | SEP | OCT | NOV | DEC | JAN | FEB | MAR | APR | MAI | JUN | JUL | |
| BLT | | | | | | | | | | | | | | |
| USA | Soft red winter II | 150,84 | 150,01 | 145,64 | 171,90 | 162,48 | 161,80 | | | | | | | |
| | Soft white II | 188,97 | - | - | - | - | - | | | | | | | |
| | Hard winter II ordinary | 169,04 | 167,88 | 172,11 | - | - | - | | | | | | | |
| | Hard winter / Dark hard winter | II/12,5 | - | - | - | - | - | | | | | | | |
| | | 13 | - | 171,39 | - | 203,19 | - | - | | | | | | |
| | | 13,5 | - | - | - | - | - | - | | | | | | |
| | | 14 | - | - | 257,47 | - | - | - | | | | | | |
| | | 14,5 | - | - | - | - | - | - | | | | | | |
| | | | | | | | | | | | | | | |
| | | | | | | | | | | | | | | |
| | | Northern spring / Dark northern spring | II/13 | - | - | - | - | - | | | | | | |
| | | | 13,5 | - | - | - | - | - | | | | | | |
| | | | 14 | 184,52 | 186,96 | 187,57 | 197,22 | 192,38 | 191,99 | | | | | |
| | | | 14,5 | 190,35 | 195,89 | 193,77 | 202,77 | - | | | | | | |
| CANADA | Western red spring | I/13 | - | - | - | - | - | | | | | | | |
| | | 13,5 | 204,96 | 210,26 | - | - | - | - | | | | | | |
| | | 14 | - | - | - | - | - | - | | | | | | |
| | | 14,5 | - | - | - | - | - | - | | | | | | |
| | | II/13 | - | - | - | - | - | - | | | | | | |
| | | 13,5 | - | - | - | - | - | - | | | | | | |
| | | 14 | - | - | - | - | - | - | | | | | | |
| | | 14,5 | - | - | - | - | - | - | | | | | | |
| SEG | | | | | | | | | | | | | | |
| USA | US II | 151,48 | 149,67 | 127,65 | - | - | - | | | | | | | |
| CANADA | Western II | 151,48 | 149,67 | 127,65 | - | - | - | | | | | | | |
| | Western III | - | - | - | - | - | - | | | | | | | |
| ARGENTINA | Plata | - | - | - | - | - | - | | | | | | | |
| ORG | | | | | | | | | | | | | | |
| USA | US III | 121,11 | 119,24 | 116,27 | 116,42 | 114,02 | 111,98 | | | | | | | |
| | US V | - | - | - | - | - | - | | | | | | | |
| | Western II | - | - | - | - | - | - | | | | | | | |
| CANADA | Feed I | - | 118,90 | 115,16 | 121,67 | 125,13 | 124,75 | | | | | | | |
| AUSTRALIA | Beecher-Barley | - | - | - | - | - | - | | | | | | | |
| | Chevalier IV | - | - | - | - | - | - | | | | | | | |
| ARGENTINA | Plata 64/66 kg | - | - | - | - | - | - | | | | | | | |
| | Plata 66/68 kg | - | - | - | - | - | - | | | | | | | |

Indførselpriser
Einfuhrpreise
Τιμές κατά την εισαγωγή
Import prices
Prix à l'importation
Prezzi all'importazione
Invoerprijzen

Direkte levering
Sofortige Lieferung
Άμεση παράδοση
Immediate delivery
Livraison rapprochée
Pronta consegna
Directe levering

KORN
GETREIDE
ΣΙΤΗΡΑ
CEREALES
CEREALI
GRANEN

CAF / CIF ANTWERPEN / ROTTERDAM

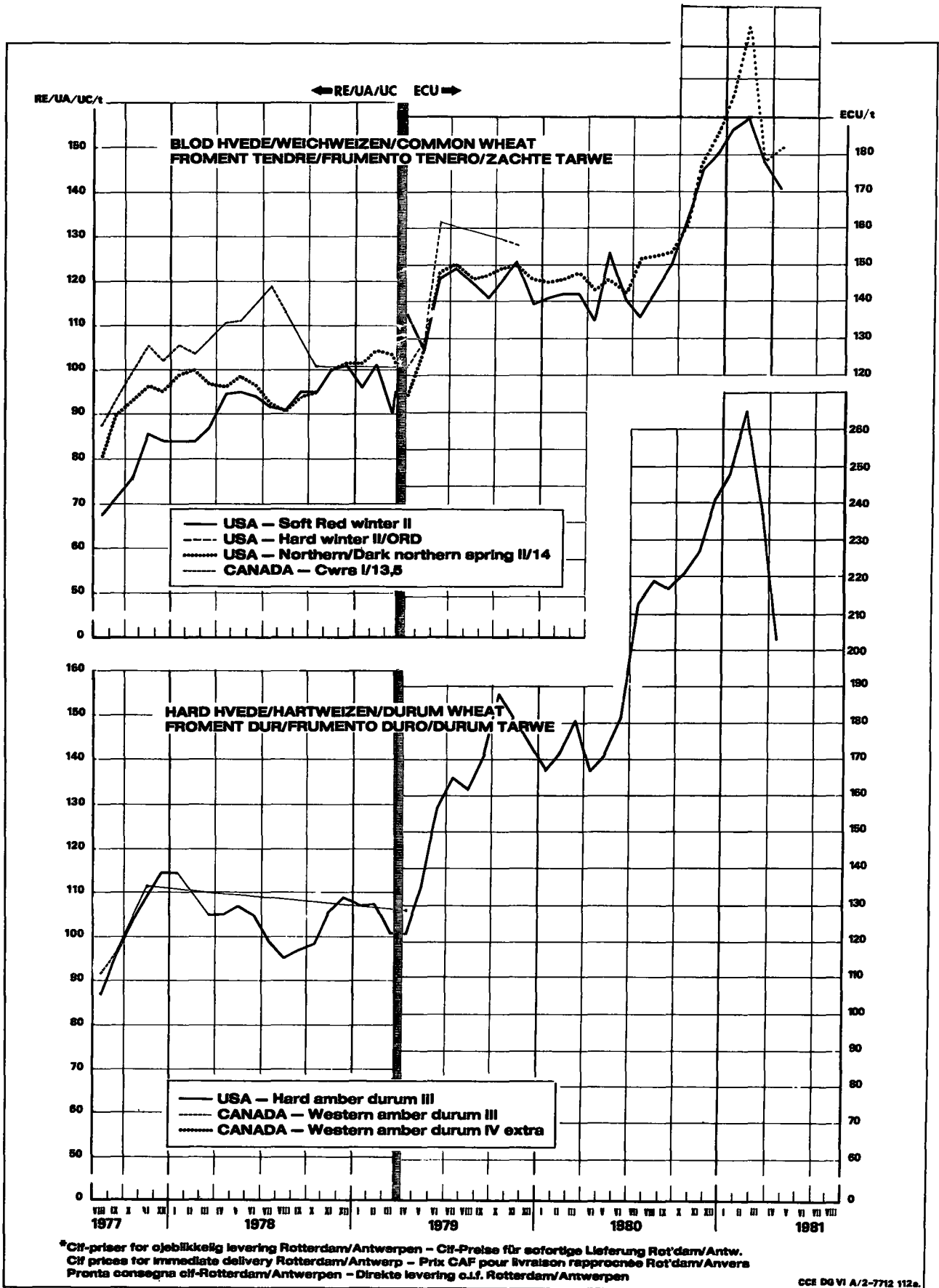
ECU/TM

| Dyrkningssted Herkunft Προέλευση Origin Provenance Provenienza Herkomst | Kvaliteter Qualitäten Ποιότητες Qualities Qualités Qualità Kwaliteiten | 1982/1983 | | | | | | | | | | | | Ø |
|---|--|-----------|--------|--------|--------|--------|--------|-----|-----|-----|-----|-----|-----|---|
| | | AUG | SEP | OCT | NOV | DEC | JAN | FEB | MAR | APR | MAI | JUN | JUL | |
| HAF | | | | | | | | | | | | | | |
| U.S.A. | Extra heavy white II 38 lbs | - | - | - | - | - | - | - | - | - | - | - | - | - |
| | Extra heavy white II 40 lbs | - | - | - | - | - | - | - | - | - | - | - | - | - |
| CANADA | Feed I | 151,26 | 152,88 | 147,21 | 147,72 | 140,33 | - | - | - | - | - | - | - | - |
| | Feed extra I | - | - | - | - | - | - | - | - | - | - | - | - | - |
| ARGENTINE | Plata | - | - | - | - | 118,13 | 109,68 | - | - | - | - | - | - | - |
| AUSTRALIA | Western I | - | - | - | - | - | - | - | - | - | - | - | - | - |
| | Victorian feed I | - | - | - | - | - | - | - | - | - | - | - | - | - |
| SWEDEN | | 152,35 | 153,06 | 146,72 | 149,05 | 135,47 | 126,83 | - | - | - | - | - | - | - |
| | | - | - | - | - | - | - | - | - | - | - | - | - | - |
| MAI | | | | | | | | | | | | | | |
| U.S.A. | Yellow corn II | - | - | - | - | - | - | - | - | - | - | - | - | - |
| | Yellow corn III | 129,11 | 126,62 | 118,65 | 136,48 | 128,52 | 127,67 | - | - | - | - | - | - | - |
| | White corn II | - | - | - | - | - | - | - | - | - | - | - | - | - |
| ARGENTINE | Plata | 149,52 | 142,72 | 126,37 | 134,76 | 127,92 | 131,49 | - | - | - | - | - | - | - |
| SOUTH AFRICA | Yellow flint | - | - | - | - | - | - | - | - | - | - | - | - | - |
| | White dent I | - | - | - | - | - | - | - | - | - | - | - | - | - |
| ROUMANIA | | - | - | - | - | - | - | - | - | - | - | - | - | - |
| SOR | | | | | | | | | | | | | | |
| U.S.A. | Grain sorghum yellow II | 122,60 | 125,97 | 121,31 | 132,52 | 132,66 | 128,48 | - | - | - | - | - | - | - |
| ARGENTINE | Granifero | 141,46 | - | - | - | - | - | - | - | - | - | - | - | - |
| MIL | | | | | | | | | | | | | | |
| ARGENTINE | | 211,49 | 217,87 | 218,80 | 238,40 | 202,45 | 188,75 | - | - | - | - | - | - | - |
| DUR | | | | | | | | | | | | | | |
| U.S.A. | Hard amber durum III | 173,79 | 174,61 | 183,00 | 191,91 | 191,99 | 194,32 | - | - | - | - | - | - | - |
| CANADA | Western amber durum I | 189,79 | 193,52 | 200,91 | 211,34 | 208,39 | - | - | - | - | - | - | - | - |
| | II | - | - | - | - | - | - | - | - | - | - | - | - | - |
| | III | - | - | - | - | - | - | - | - | - | - | - | - | - |
| | IV | - | - | - | - | - | - | - | - | - | - | - | - | - |
| | IV extra | - | - | - | - | - | - | - | - | - | - | - | - | - |
| ARGENTINE | Candea taganrog | - | - | - | - | - | - | - | - | - | - | - | - | - |
| | | - | - | - | - | - | - | - | - | - | - | - | - | - |

BLT
DUR

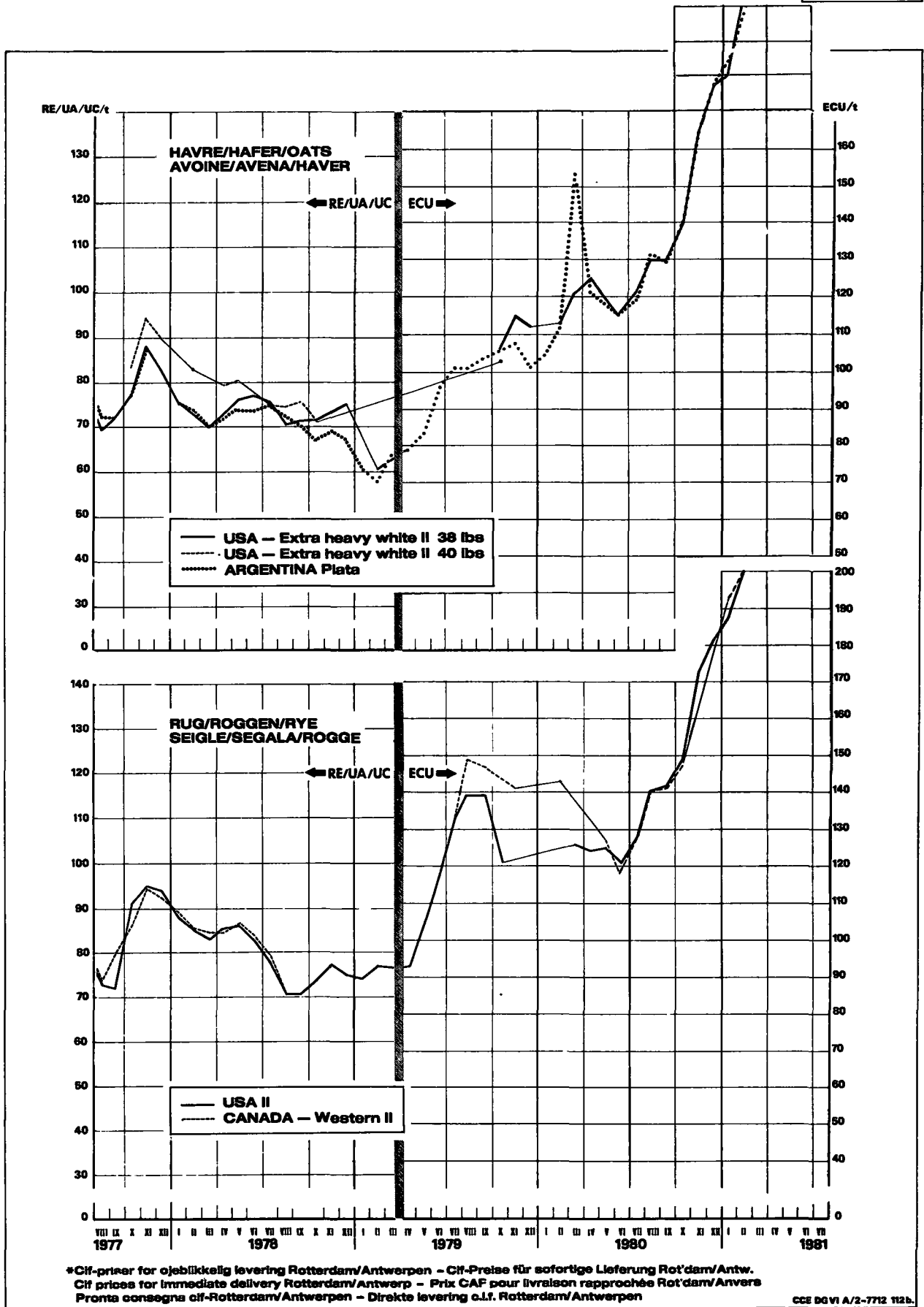
Importpriser for visse kvaliteter*
Einfuhrpreise für ausgewählte Qualitäten*
Import prices for certain qualities*
Prix à l'importation pour quelques qualités*
Prezzi all'importazione per alcune qualità*
Invoerprijzen voor enkele kwaliteiten*

KORN
GETREIDE
CEREALS
CEREALES
CEREALI
GRANEN



Importpriser for visse kvaliteter*
Einfuhrpreise für ausgewählte Qualitäten*
Import prices for certain qualities*
Prix à l'importation pour quelques qualités*
Prezzi all'importazione per alcune qualità*
Invoerprijzen voor enkele kwaliteiten*

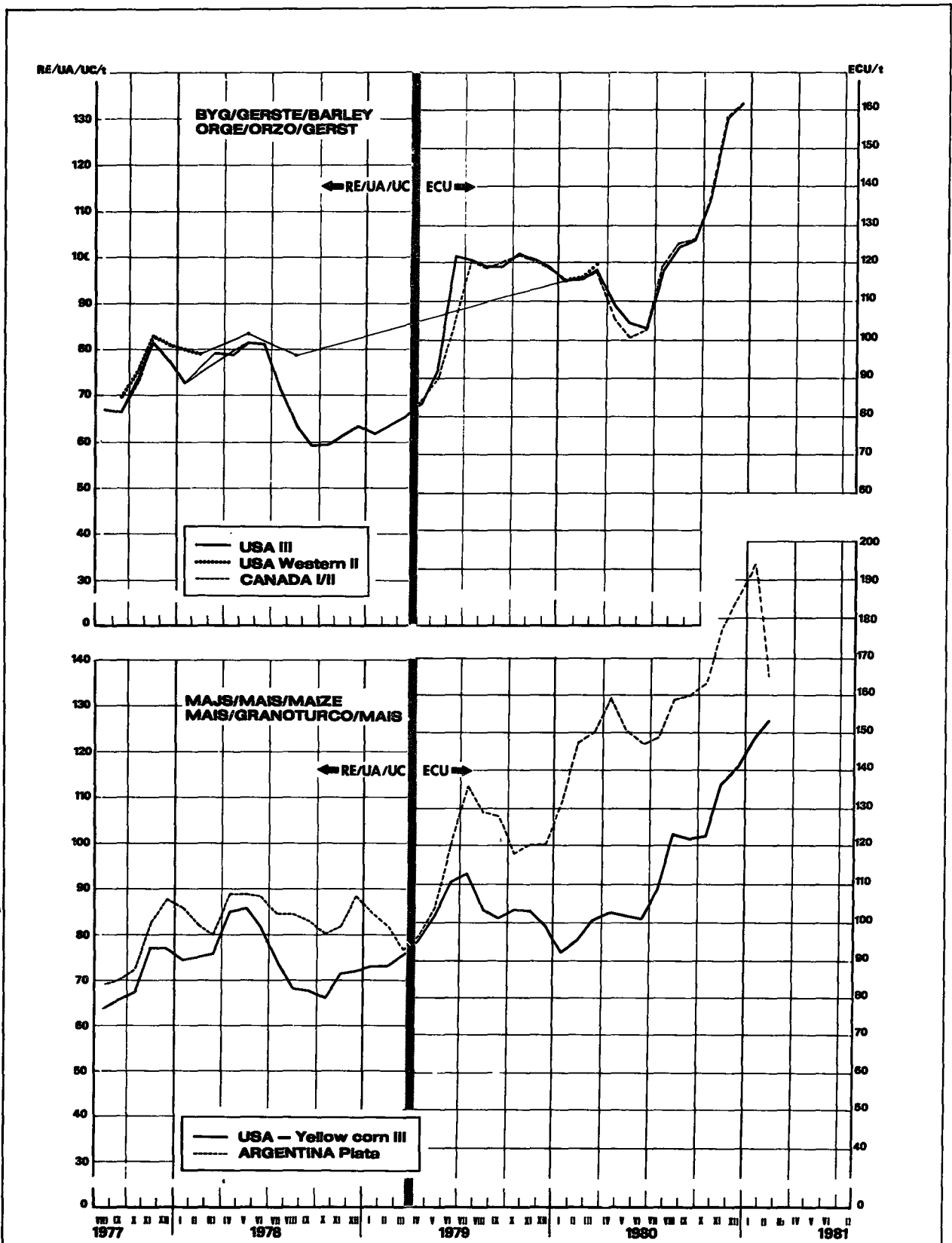
KORN
GETREIDE
CEREALS
CEREALI
CEREALI
GRANEN



ORG
MAI

Importpriser for visse kvaliteter*
Einfuhrpreise für ausgewählte Qualitäten*
Import prices for certain qualities*
Prix à l'importation pour quelques qualités*
Prezzi all'importazione per alcune qualità*
Invoerprijzen voor enkele kwaliteiten*

KORN
GETREIDE
CEREALS
CEREALES
CERIALI
GRANEN



* Cif-priser for øjeblikkelig levering Rotterdam/Antwerpen - Cif-Preise für sofortige Lieferung Rot'dam/Antw.
Cif prices for immediate delivery Rotterdam/Antwerp - Prix CAF pour livraison rapprochée Rot'dam/Anvers
Pronto consegna cif-Rotterdam/Antwerpen - Direkte levering o.l.f. Rotterdam/Antwerpen

II

R I S

R E I S

O P Y Z A

R I C E

R I Z

R I S O

R I J S T

INDIKATIVPREIS
RICHTPREIS
ΕΝΔΕΙΚΤΙΚΗ ΤΙΜΗ
TARGET PRICE
PRIX INDICATIF
PREZZO INDICATIVO
RICHTPRIJS

Interventionspris
Interventionspreise
Τιμές παρεμβάσεως
Intervention price
Prix d'intervention
Prezzi d'intervento
Interventieprijs

Markedspriser
Marktpreise
Τιμές τής αγοράς
Market prices
Prix de marché
Prezzi di mercato
Marktprijzen

RIS
REIS
OPYZA
RIZ
RISO
RIJST

1000 kg

| Land Land Χώρα Country Pays Paese Land | Beskrivelse Beschreibung Περιγραφή Description Descrizione Omschrijving | 1982 - 1983 | | | | | | | | | | | | Ø | | | |
|--|---|-------------------|----------|---------|----------|----------|----------|---------|---------|--------|--------|--------|--------|--------|--------|---------|---|
| | | SEP | OCT | NOV | DEC | JAN | FEB | MAR | APR | MAI | JUN | JUL | AUG | | | | |
| DEC | | | | | | | | | | | | | | | | | |
| EF EG EK EC CE EG | Indikativpris Richtpreis Ένδεικτική τιμή Target price Prix indicatif Prezzo indicativo Richtprijs | (Duisburg) | ECU | 496,69 | 500,46 | 504,23 | 508,00 | 511,77 | 515,54 | 519,31 | 523,08 | 526,85 | 530,62 | 534,39 | 534,39 | 517,11 | |
| PAD | | | | | | | | | | | | | | | | | |
| FRANCE | Prix d'intervention Arles | | FF | 1800,14 | 1818,85 | 1837,56 | 1856,28 | 1874,99 | | | | | | | | | |
| | | | ECU | 290,55 | 293,57 | 296,59 | 299,61 | 302,63 | 305,65 | 308,67 | 311,69 | 314,71 | 317,73 | 320,75 | 320,75 | 306,908 | |
| | Prix de marché | Ribe | | FF | - | - | - | - | - | - | - | - | - | - | - | - | - |
| | | | | ECU | - | - | - | - | - | - | - | - | - | - | - | - | - |
| | | Delta | | FF | - | - | - | - | - | - | - | - | - | - | - | - | - |
| | | | | ECU | - | - | - | - | - | - | - | - | - | - | - | - | - |
| Balilla | | FF | - | - | - | - | - | - | - | - | - | - | - | - | - | | |
| | | ECU | - | - | - | - | - | - | - | - | - | - | - | - | - | | |
| ITALIA | Prezzi d'intervento Vercelli | | LIT | 374,519 | 378,412 | 382,305 | 386,197 | 390,090 | | | | | | | | | |
| | | | ECU | 290,55 | 293,57 | 296,59 | 299,61 | 302,63 | 305,65 | 308,67 | 311,69 | 314,71 | 317,73 | 320,75 | 320,75 | 306,908 | |
| | Ribe | Vercelli | LIT | 475,000 | 523,000 | 504,800 | 495,000 | 495,000 | | | | | | | | | |
| | | | ECU | 368,502 | 405,741 | 391,621 | 384,018 | 384,018 | | | | | | | | | |
| | | Milano | LIT | 475,000 | 510,000 | 502,500 | 500,000 | | | | | | | | | | |
| | | | ECU | 368,502 | 395,655 | 389,837 | 387,898 | | | | | | | | | | |
| | Arborio | Vercelli | LIT | 670,000 | 847,500 | 860,000 | 860,000 | 855,000 | | | | | | | | | |
| | | | ECU | 519,782 | 657,486 | 667,184 | 667,184 | 663,305 | | | | | | | | | |
| | | Milano | LIT | 705,000 | 862,500 | 855,000 | 840,000 | | | | | | | | | | |
| | | | ECU | 546,935 | 669,123 | 663,305 | 651,668 | | | | | | | | | | |
| | Originario Comuni | Vercelli | LIT | 398,750 | 443,000 | 424,400 | 420,500 | 420,500 | | | | | | | | | |
| | | | ECU | 309,348 | 343,677 | 329,247 | 326,222 | 326,222 | | | | | | | | | |
| | | Milano | LIT | 407,500 | 447,500 | 435,000 | 425,000 | | | | | | | | | | |
| | | | ECU | 316,136 | 347,168 | 337,471 | 329,713 | | | | | | | | | | |
| CBL | | | | | | | | | | | | | | | | | |
| ΕΛΛΑΣ | Τιμές τής αγοράς | à grains ronds | APX | - | | | | | | | | | | | | | |
| | | | ECU | - | | | | | | | | | | | | | |
| | | à grains moyens | APX | - | | | | | | | | | | | | | |
| | | | ECU | - | | | | | | | | | | | | | |
| à grains longs | APX | - | | | | | | | | | | | | | | | |
| | ECU | - | | | | | | | | | | | | | | | |
| Blue Bell | APX | - | | | | | | | | | | | | | | | |
| | ECU | - | | | | | | | | | | | | | | | |
| FRANCE | Prix de marché | Ribe | FF | - | | | | | | | | | | | | | |
| | | | ECU | - | | | | | | | | | | | | | |
| | | Delta | FF | - | | | | | | | | | | | | | |
| | | | ECU | - | | | | | | | | | | | | | |
| | | Balilla | FF | - | | | | | | | | | | | | | |
| | | | ECU | - | | | | | | | | | | | | | |
| ITALIA | Prezzi di mercato | Ribe | Vercelli | LIT | 865,000 | 947,500 | 940,000 | 925,000 | 905,000 | | | | | | | | |
| | | | | ECU | 671,063 | 735,065 | 729,247 | 717,610 | 702,094 | | | | | | | | |
| | | Milano | LIT | 860,000 | 930,000 | 893,750 | 875,000 | | | | | | | | | | |
| | | | ECU | 667,184 | 721,489 | 693,367 | 678,821 | | | | | | | | | | |
| | | Arborio | Vercelli | LIT | 1490000 | 1677500 | 1666000 | 1640000 | 1612500 | | | | | | | | |
| | | | | ECU | 1155,935 | 1301,396 | 1292,474 | 1272304 | 1250969 | | | | | | | | |
| | | | Milano | LIT | 1500000 | 1657500 | 1628750 | 1595000 | | | | | | | | | |
| | | | | ECU | 1163,693 | 1285880 | 1263,576 | 1237393 | | | | | | | | | |
| | | Originario-Comuni | Vercelli | LIT | 710,000 | 785,000 | 757,000 | 730,000 | 705,000 | | | | | | | | |
| | | | | ECU | 550,814 | 608,999 | 587,277 | 566,330 | 546,935 | | | | | | | | |
| | | | Milano | LIT | 715,000 | 740,000 | 717,500 | 705,000 | | | | | | | | | |
| | | | | ECU | 554,693 | 574,088 | 556,633 | 546,935 | | | | | | | | | |
| BRI | | | | | | | | | | | | | | | | | |
| FRANCE | Prix de marché | | FF | - | - | - | - | | | | | | | | | | |
| | | | ECU | - | - | - | - | | | | | | | | | | |
| ITALIA | Prezzi di mercato | Mezzagrana | Vercelli | LIT | - | 305,000 | 307,000 | 333,750 | 363,750 | | | | | | | | |
| | | | | ECU | - | 236,617 | 238,169 | 258,922 | 288,195 | | | | | | | | |
| | | Milano | LIT | 347,600 | 303,500 | 301,000 | 320,000 | | | | | | | | | | |
| | | | ECU | 269,666 | 235,454 | 233,514 | 248,254 | | | | | | | | | | |

TÆRSKELPRISER
SCHWELLENPREISE
ΤΙΜΕΣ ΚΑΤΩΦΛΙΟΥ
THRESHOLD PRICES
PRIX DE SEUIL
PREZZI DI ENTRATA
DREMPELPRIJZEN

Afgifter ved indførsel fra tredjelande
Abschöpfung bei Einfuhr aus Drittländern
Εισφορές κατά την εισαγωγή από τρίτες χώρες
Levies on imports from third countries
Prélèvements à l'importation des pays tiers
Prelevi all'importazione dai paesi terzi
Heffingen bij invoer uit derde landen

Afgifter ved indførsel fra AVS eller OLT
Abschöpfung bei Einfuhr aus AKP oder ÖLG
Εισφορές κατά την εισαγωγή από ΑΚΕ ή ΥΧΕ
Levies on imports from ACP or OCT
Prélèvements à l'importation des ACP ou PTOM
Prelevi all'importazione dagli ACP o PTOM
Heffingen bij invoer uit ACS of LGO

RIS
REIS
OPYZA
RICE
RIZ
RISO
RIJST

ECU/1000 kg

| Produkte Προϊόντα Products Produits Prodotti Produkten | | 1982/1983 | | | | | | | | | | | | Ø |
|---|-----------------------------------|---|---------|-----------------|---------|--|-----|---------------|-----|-------------------|-----|----------------|-----|---|
| | | SEP | OCT | NOV | DEC | JAN | FEB | MAR | APR | MAI | JUN | JUL | AUG | |
| TAERSKELPRISER | | SCHWELLENPREISE | | ΤΙΜΕΣ ΚΑΤΩΦΛΙΟΥ | | THRESHOLD PRICES | | PRIX DE SEUIL | | PREZZI DI ENTRATA | | DREMPELPRIJZEN | | |
| DEC | à grains ronds στρογγυλόσπερμη | 490,500 | 494,270 | 498,040 | 501,810 | 505,580 | | | | | | | | |
| | à grains longs μακρόσπερμη | | | | | | | | | | | | | |
| CBL | à grains ronds | 647,310 | 652,170 | 657,030 | 661,890 | 666,750 | | | | | | | | |
| | à grains longs | 710,220 | 715,680 | 721,140 | 726,600 | 732,060 | | | | | | | | |
| BRI | | 301,410 | 301,410 | 301,410 | 301,410 | 301,410 | | | | | | | | |
| AFGIF. VED INDF. FRA TREDJELAND LEV. ON IMP. FROM THIRD COUNTRIES HEFF. BIJ INV. UIT DERDE LANDEN | | ABSCÖPF. BEI EINF. AUS DRITTLÄNDERN PREL. A L'IMP. DES PAYS TIERS | | | | ΕΙΣΦ. ΚΑΤΑ ΤΗΝ ΕΙΣ. ΑΠΟ ΤΡΙΤΕΣ ΧΩΡΕΣ PREL. ALL'IMP. DAI PAESI TERZI | | | | | | | | |
| PAD | à grains ronds | 128,290 | 126,504 | 125,680 | 137,538 | 148,845 | | | | | | | | |
| | à grains longs | 143,704 | 155,612 | 167,274 | 174,029 | 182,615 | | | | | | | | |
| DEC | à grains ronds | 160,360 | 158,133 | 157,100 | 171,924 | 186,055 | | | | | | | | |
| | à grains longs | 179,635 | 194,514 | 209,095 | 217,533 | 228,267 | | | | | | | | |
| DBL | à grains ronds | 254,725 | 251,369 | 251,260 | 268,324 | 303,068 | | | | | | | | |
| | à grains longs | 374,056 | 389,437 | 405,567 | 415,351 | 427,248 | | | | | | | | |
| CBL | à grains ronds | 271,285 | 267,713 | 267,590 | 285,768 | 322,771 | | | | | | | | |
| | à grains longs | 400,990 | 417,480 | 434,770 | 445,256 | 458,016 | | | | | | | | |
| BRI | | 32,053 | 38,044 | 51,052 | 76,578 | 81,990 | | | | | | | | |
| AFGIF. VED INDF. FRA AVS ELLER OLT LEV. ON IMP. FROM ACP OR OCT HEFF. BIJ INV. ACS OF LGO | | ABSCÖPF. BEI EINF. AUS AKP ODER ÖLG PREL. A L'IMP. DES ACP OU PTOM | | | | ΕΙΣΦ. ΚΑΤΑ ΤΗΝ ΕΙΣ. ΑΠΟ ΑΚΕ ή ΥΧΕ PREL. ALL'IMP. DAI ACP O PTOM | | | | | | | | |
| PAD | à grains ronds | 60,540 | 59,648 | 59,237 | 65,169 | 70,822 | | | | | | | | |
| | à grains longs | 68,251 | 74,204 | 80,032 | 83,412 | 87,707 | | | | | | | | |
| DEC | à grains ronds | 76,580 | 75,462 | 74,950 | 82,683 | 89,425 | | | | | | | | |
| | à grains longs | 86,214 | 93,655 | 100,944 | 105,163 | 110,533 | | | | | | | | |
| DBL | à grains ronds | 115,435 | 113,760 | 113,703 | 122,237 | 139,606 | | | | | | | | |
| | à grains longs | 175,840 | 182,835 | 190,895 | 195,788 | 201,736 | | | | | | | | |
| CBL | à grains ronds | 123,290 | 121,503 | 121,443 | 130,529 | 149,033 | | | | | | | | |
| | à grains longs | 188,140 | 196,385 | 205,030 | 210,275 | 216,655 | | | | | | | | |
| BRI | | 13,026 | 16,018 | 22,524 | 35,286 | 37,993 | | | | | | | | |

TÆRSKELPRISER
SCHWELLENPREISE
ΤΙΜΕΣ ΚΑΤΩΦΑΙΟΥ
THRESHOLD PRICES
PRIX DE SEUIL
PREZZI DI ENTRATA
DREMPELPRIJZEN

Afgifter ved indførsel fra tredjelande
Abschöpfungen bei Einfuhr aus Drittländern
Εισφορές κατά την εισαγωγή από τρίτες χώρες
Levies on imports from third countries
Prélèvements à l'importation des pays tiers
Prelevi all'importazione dai paesi terzi
Heffingen bij invoer uit derde landen

Afgifter ved indførsel fra AVS eller OLT
Abschöpfungen bei Einfuhr aus AKP oder ÜLG
Εισφορές κατά την εισαγωγή από ΑΚΕ ή ΥΧΕ
Levies on imports from ACP or OCT
Prélèvements à l'importation des ACP ou PTOM
Prelevi all'importazione dagli ACP o PTOM
Heffingen bij invoer uit ACS of LGO

RIS
REIS
OPYZA
RICE
RIZ
RISO
RIJST

ECU/1000 kg

| Produkte Προϊόντα Products Prodotti Produkten | | 1982/1983 | | | | | | | | | | | |
|---|-----------------------------------|--|---------|------------------------|----------------|-------------------------|--|----------------------|-------|--------------------------|--|-----------------------|--|
| | | DEC | | | | | JAN | | | | | | |
| | | 1 | 2-8 | 9-15 | 16-22 23-31 | 1-5 | 6-12 | 13-19 | 20-26 | 27-31 | | | |
| TAERSKELPRISER | | SCHWELLENPREISE | | ΤΙΜΕΣ ΚΑΤΩΦΑΙΟΥ | | THRESHOLD PRICES | | PRIX DE SEUIL | | PREZZI DI ENTRATA | | DREMPELPRIJZEN | |
| DEC | à grains ronds στρογγυλόσπερμη | 501,810 | | | | | 505,580 | | | | | | |
| | à grains longs μακρόσπερμη | | | | | | | | | | | | |
| CBL | à grains ronds | 661,890 | | | | | 666,750 | | | | | | |
| | à grains longs | 726,600 | | | | | 732,060 | | | | | | |
| BRI | | 301,410 | | | | | 301,410 | | | | | | |
| AFGIF. VED INDF. FRA TREDJELAND LEV. ON IMP. FROM THIRD COUNTRIES HEFF. BIJ INV. UIT DERDE LANDE | | ABSCHÖPF. BEI EINF. AUS DRITTLÄNDERN PREL. A L'IMP. DES PAYS TIERS | | | | | ΕΙΣΦ. ΚΑΤΑ ΤΗΝ ΕΙΣ. ΑΠΟ ΤΡΙΤΕΣ ΧΩΡΕΣ PREL. ALL'IMP. DAI PAESI TERZI | | | | | | |
| PAD | à grains ronds | 127,380 | 132,740 | 139,440 | 139,440 | 147,420 | 152,080 | 143,210 | | | | | |
| | à grains longs | 168,770 | 173,850 | 180,190 | 171,740 | 179,620 | $\frac{184,180}{188,260}$ | 179,710 | | | | | |
| DEC | à grains ronds | 159,230 | 165,930 | 174,300 | 174,300 | 184,270 | 190,100 | 179,010 | | | | | |
| | à grains longs | 210,960 | 217,310 | 225,240 | 214,670 | 224,520 | $\frac{230,230}{235,320}$ | 224,640 | | | | | |
| DBL | à grains ronds | 253,970 | 261,550 | 271,010 | 271,010 | 282,580 | 318,810 | 308,160 | | | | | |
| | à grains longs | 408,830 | 414,960 | 422,620 | 412,750 | 423,700 | $\frac{429,200}{433,950}$ | 423,650 | | | | | |
| CBL | à grains ronds | 270,480 | 278,550 | 288,630 | 288,630 | 300,950 | 339,540 | 328,190 | | | | | |
| | à grains longs | 438,270 | 444,840 | 453,040 | 442,470 | 454,210 | $\frac{469,110}{465,200}$ | 454,160 | | | | | |
| BRI | | 68,090 | 68,090 | 83,210 | 77,920 | 81,980 | $\frac{85,770}{80,690}$ | 78,540 | | | | | |
| AFGIF. VED INDF. FRA AVS ELLER OLT LEV. ON IMP. FROM ACP OR OCT HEFF. BIJ INV. ACS OF LGO | | ABSCHÖPF. BEI EINF. AUS AKP ODER ÜLG PREL. A L'IMP. DES ACP OU PTOM | | | | | ΕΙΣΦ. ΚΑΤΑ ΤΗΝ ΕΙΣ. ΑΠΟ ΑΚΕ ή ΥΧΕ PREL. ALL'IMP. DAI ACP O PTOM | | | | | | |
| PAD | à grains ronds | 60,090 | 62,770 | 66,120 | 66,120 | 70,110 | 72,440 | 68,000 | | | | | |
| | à grains longs | 80,780 | 83,320 | 86,490 | 82,270 | 86,210 | $\frac{88,490}{90,530}$ | 86,250 | | | | | |
| DEC | à grains ronds | 86,010 | 79,360 | 83,550 | 83,550 | 88,530 | 91,450 | 85,900 | | | | | |
| | à grains longs | 101,880 | 105,050 | 109,020 | 103,730 | 108,660 | $\frac{111,510}{114,060}$ | 108,720 | | | | | |
| DBL | à grains ronds | 115,060 | 118,850 | 123,580 | 123,580 | 129,360 | 147,480 | 142,150 | | | | | |
| | à grains longs | 192,530 | 195,590 | 199,420 | 194,490 | 199,960 | $\frac{202,710}{205,090}$ | 199,940 | | | | | |
| CBL | à grains ronds | 122,890 | 126,920 | 131,960 | 131,960 | 138,120 | 157,420 | 151,740 | | | | | |
| | à grains longs | 206,780 | 210,070 | 214,170 | 208,880 | 214,750 | $\frac{217,700}{220,250}$ | 214,730 | | | | | |
| BRI | | 31,040 | 31,040 | 38,600 | 35,960 | 37,990 | $\frac{39,880}{37,340}$ | 36,270 | | | | | |

CIF pris fastsat af Kommissionen
 CIF-Preise von der Kommission festgesetzt
 Τιμές CIF που καθορίζονται από την Έμπιστη
 CIF prices fixed by the Commission
 Prix caf fixés par la Commission
 Prezzi CIF fissati dalla Commissione
 CIF prijzen door de Commissie vastgesteld

Eksportafgifter
 Abschöpfungen bei der Ausfuhr
 Εισφορές κατά την εξαγωγή
 Export levies
 Prélèvements à l'exportation
 Prelevi all'esportazione
 Uitvoerheffingen

| |
|-------|
| RIS |
| REIS |
| OPYZA |
| RICE |
| RIZ |
| RISO |
| RIJST |

ECU/TM

| Produkte Προϊόντα Products Produits Prodotti Produkten | 1982/1983 | | | | | | | | | | | | Ø |
|--|----------------|---------|---------|---------|---------|---------|-----|-----|-----|-----|-----|-----|---|
| | SEP | OCT | NOV | DEC | JAN | FEB | MAR | APR | MAI | JUN | JUL | AUG | |
| CIF PRISER FASTSAT AF KOMM. CIF PREISE VON DER KOMM. FESTGEST. ΤΙΜΕΣ CIF ΠΟΥ ΚΑΘΟΡΙΖΟΝΤΑΙ ΑΠΟ ΤΗΝ ΕΠ. CIF PRICES FIXED BY THE COMM. PRIX CAF FIXES PAR LA COMM. PREZZI CIF FISSATI DALLA COMM. CIF-PRIJZEN DOOR DE COMM. VASTGEST. | | | | | | | | | | | | | |
| DEC | à grains ronds | 330,140 | 336,237 | 340,940 | 329,886 | 319,525 | | | | | | | |
| | à grains longs | 310,865 | 299,756 | 289,050 | 284,277 | 277,313 | | | | | | | |
| CBL | à grains ronds | 376,025 | 384,457 | 389,440 | 376,122 | 343,979 | | | | | | | |
| | à grains longs | 309,230 | 298,092 | 286,370 | 281,344 | 274,044 | | | | | | | |
| BRI | | 269,357 | 263,366 | 250,358 | 225,069 | 219,420 | | | | | | | |
| EKSPORTAFGIFTER ABSCHÖPFUNGEN BEI DER AUSFUHR ΕΙΣΦΟΡΕΣ ΚΑΤΑ ΤΗΝ ΕΞΑΓΩΓΗ EXPORT LEVIES PRELEVEMENTS A L'EXPORTATION ΠΡΕΛΙΕΥΙ ΑΛΛ'ΕΣΠΟΡΤΑΖΙΟΝ HEFFINGEN BIJ UITVOER | | | | | | | | | | | | | |
| PAD | à grains ronds | - | - | - | - | - | | | | | | | |
| | à grains longs | - | - | - | - | - | | | | | | | |
| DEC | à grains ronds | - | - | - | - | - | | | | | | | |
| | à grains longs | - | - | - | - | - | | | | | | | |
| DBL | à grains ronds | - | - | - | - | - | | | | | | | |
| | à grains longs | - | - | - | - | - | | | | | | | |
| CBL | à grains ronds | - | - | - | - | - | | | | | | | |
| | à grains longs | - | - | - | - | - | | | | | | | |
| BRI | | - | - | - | - | - | | | | | | | |

CIF pris fastsat af Kommissionen
 CIF-Preise von der Kommission festgesetzt
 Τιμές CIF που καθορίζονται από την Έμπρομή
 CIF prices fixed by the Commission
 Prix caf fixés par la Commission
 Prezzi CIF fissati dalla Commissione
 CIF prijzen door de Commissie vastgesteld

Eksportafgifter
 Abschöpfungen bei der Ausfuhr
 Εισφορές κατά την εξαγωγή
 Export levies
 Prélèvements à l'exportation
 Prelevi all'exportazione
 Uitvoerheffingen

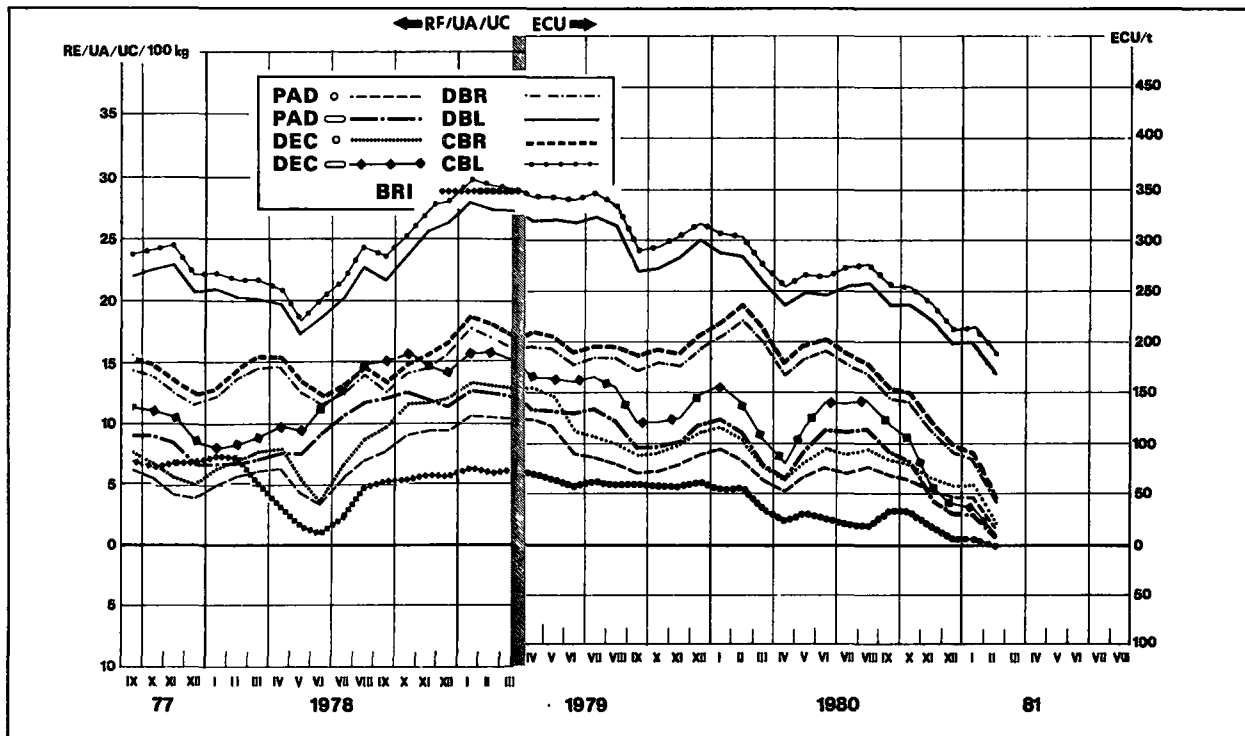
RIS
 REIS
 OPYZA
 RICE
 RIZ
 RISO
 RIJST

ECU/TM

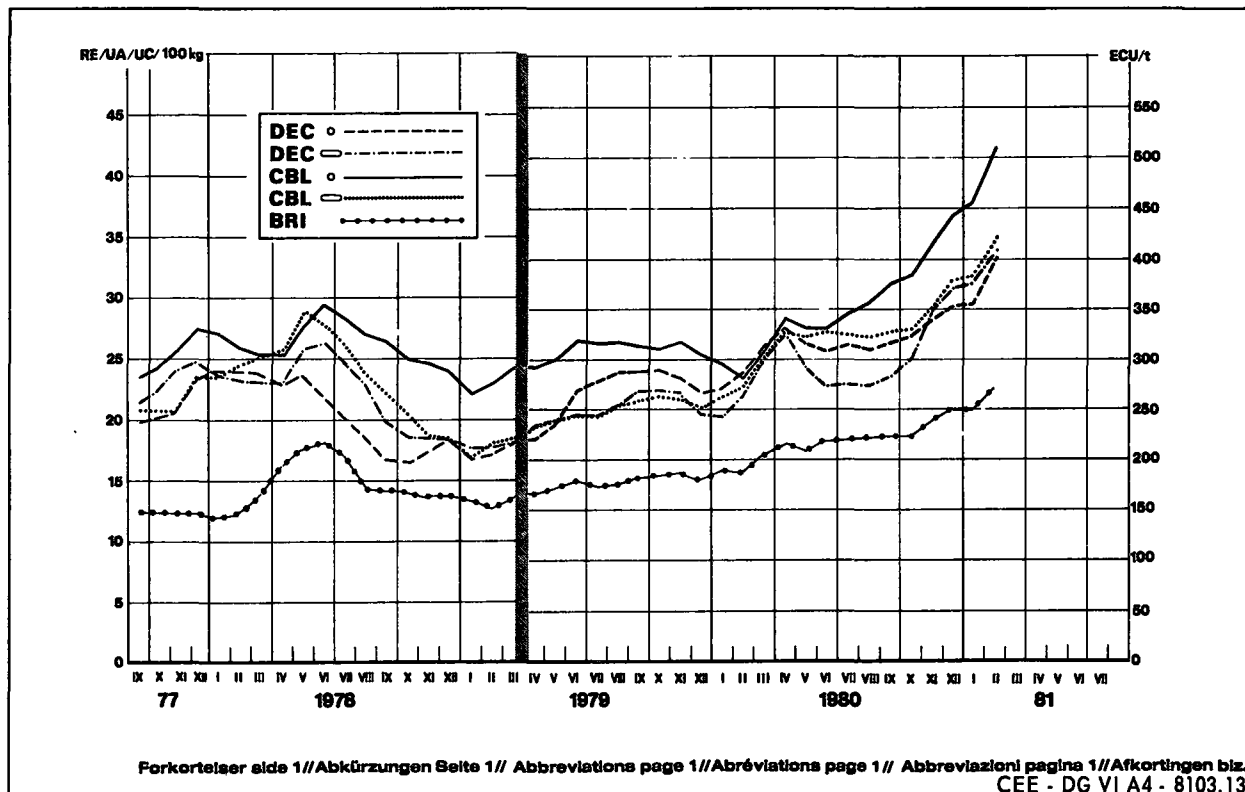
| Produkte Produkte Προϊόντα Products Produits Prodotti Produkten | | 1982/1983 | | | | | | | | | | | | |
|---|----------------|---|---------|---------|----------------|-------------|---------------------------|--|--|--|--|--|--|--|
| | | DEC | | | | | | JAN | | | | | | |
| | | 1 | 2-8 | 9-15 | 16-22 23-31 | 1-5 6-12 | 13-19 20-26 | 27-31 | | | | | | |
| CIF PRISER FASTSAT AF KOMM. CIF PRICES FIXED BY THE COMM. CIF-PRIJZEN DOOR DE COMM. VASTGEST. | | CIF PREISE VON DER KOMM. FESTGEST. PRIX CAF FIXES PAR LA COMM. | | | | | | ΤΙΜΕΣ CIF ΠΟΥ ΚΑΘΟΡΙΖΟΝΤΑΙ ΑΠΟ ΤΗΝ PREZZI CIF FISSATI DALLA COMM. | | | | | | |
| DEC | a grains ronds | 342,580 | 335,880 | 327,510 | 327,510 | 321,310 | 315,480 | 326,570 | | | | | | |
| | à grains longs | 290,850 | 284,500 | 276,570 | 287,140 | 281,060 | <u>275,350</u> 270,260 | 280,940 | | | | | | |
| CBL | à grains ronds | 391,410 | 383,340 | 375,260 | 373,260 | 365,800 | 327,210 | 338,560 | | | | | | |
| | à grains longs | 288,330 | 281,760 | 273,560 | 284,130 | 277,850 | <u>271,950</u> 266,860 | 277,900 | | | | | | |
| BRI | | 233,320 | 234,370 | 218,200 | 223,490 | 219,430 | <u>215,640</u> 220,720 | 222,870 | | | | | | |
| EKSPORTAFGIFTER EXPORT LEVIES HEFFINGEN BIJ UITVOER | | ABSCHÖPFUNGEN BEI DER AUSFUHR PRELEVEMENTS A L'EXPORTATION | | | | | | ΕΙΣΦΟΡΕΣ ΚΑΤΑ ΤΗΝ ΕΞΑΓΩΓΗ PRELIEVI ALL'ESPORTAZIONE | | | | | | |
| PAD | à grains ronds | - | - | - | - | - | - | - | | | | | | |
| | à grains longs | - | - | - | - | - | - | - | | | | | | |
| DEC | à grains ronds | - | - | - | - | - | - | - | | | | | | |
| | à grains longs | - | - | - | - | - | - | - | | | | | | |
| DBL | à grains ronds | - | - | - | - | - | - | - | | | | | | |
| | à grains longs | - | - | - | - | - | - | - | | | | | | |
| CBL | à grains ronds | - | - | - | - | - | - | - | | | | | | |
| | à grains longs | - | - | - | - | - | - | - | | | | | | |
| BRI | | - | - | - | - | - | - | - | | | | | | |

Importafgifter over for tredjeland
Abschöpfungen bei der Einfuhr gegenüber Drittländern
Levies on imports from and to third countries
Prélèvements à l'importation envers les Pays-tiers
Prelevi all'importazione verso paesi terzi
Heffingen bij invoer tegenover derde landen

RIS
REIS
RICE
RIZ
RISO
RIJST



Cif pris fastsat af Kommissionen
Cif-Preise von der Kommission festgesetzt
Cif prices fixed by the Commission
Prix CAF fixés par la Commission
Prezzi cif fissati dalla Commissione
Cif prijzen door de Commissie vastgesteld



Forkortelser side 1//Abkürzungen Seite 1// Abbreviations page 1//Abréviations page 1// Abbreviazioni pagina 1//Afkortingen blz. 1
 CEE - DG VI A4 - 8103.13

**INDFØRSELSPRISER
EINFUHRPREISE
ΤΙΜΕΣ ΚΑΤΑ ΤΗΝ ΕΙΣΑΓΩΓΗ
IMPORT PRICES
PRIX A L'IMPORTATION
PREZZI ALL'IMPORTAZIONE
INVOERPRIJZEN**

**Direkte levering, omregnet til samme procentdel af brudris
Sofortige Lieferung, die auf den gleichen Bruchgehalt zurückgebracht worden sind
Άμεση παράδοση, υπολογιζόμενη βάσει του ίδιου ποσοστού για τὰ θραύσματα όρύζης
Immediate delivery, calculated on same percentage of broken rice
Livraison rapprochée, ramenés au même pourcentage de brisures
Pronta consegna, ridotti alla stessa percentuale di rotture
Direkte levering, teruggebracht op hetzelfde breukpercentage**

RIS
REIS
OPYZA
RICE
RIZ
RISO
RIJST

CAF / CIF AMSTERDAM / ROTTERDAM / ANTWERPEN (1)

ECU/1000 kg

| Dyrkningsstedet Herkunft Προέλευση Origin Provenance Provenienza Herkomst | Kvaliteter Qualitäten Ποιότητες Qualities Qualités Qualità Kwaliteiten | 1982/1983 | | | | | | | | | | | | Ø |
|---|--|-----------|---------|---------|---------|---------|-----|-----|-----|-----|-----|-----|-----|---|
| | | SEP | OCT | NOV | DEC | JAN | FEB | MAR | APR | MAI | JUN | JUL | AUG | |
| DEC (0 - 3 %) | | | | | | | | | | | | | | |
| ARGENTINA | Bluerose | - | - | - | - | - | | | | | | | | |
| | Belle Patna | - | - | - | - | - | | | | | | | | |
| | Blue Bonnet | 385,623 | 371,974 | 358,509 | 348,104 | 343,248 | | | | | | | | |
| | Rond d'Argentine | - | 341,294 | 345,903 | 338,191 | - | | | | | | | | |
| EGYPT | Rond d'Égypte | - | - | - | - | - | | | | | | | | |
| MAROCOCO | Rond du Maroc | - | - | - | - | - | | | | | | | | |
| AUSTRALIA | Rond d'Australie | - | - | - | - | - | | | | | | | | |
| SPAIN | Rond d'Espagne | - | - | - | - | 402,745 | | | | | | | | |
| BRAZIL | Rond du Brésil | - | - | - | - | - | | | | | | | | |
| COREE | Rond de Corée | - | - | - | - | - | | | | | | | | |
| CHINA | Rond de Chine | - | - | - | - | - | | | | | | | | |
| THAILANDE | Siam | 346,703 | 340,772 | 332,219 | 332,853 | 328,331 | | | | | | | | |
| USA | Nato | 366,658 | 370,334 | 369,580 | 356,675 | 347,546 | | | | | | | | |
| | Blue Belle / Belle Patna | 385,873 | 384,999 | 382,158 | 369,710 | 357,918 | | | | | | | | |
| | Calif / Short | - | - | - | - | - | | | | | | | | |
| URUGUAY | Belle Patna | 401,193 | 403,470 | 384,685 | 372,525 | 364,554 | | | | | | | | |
| | Uruguay Selection | - | 379,980 | 379,980 | - | - | | | | | | | | |
| | Rond d'Uruguay | - | - | - | - | - | | | | | | | | |
| | Blue Bonnet | - | - | 384,590 | 384,590 | - | | | | | | | | |

(1) hver for sig eller kombineret - einzeln oder kombiniert - χωριστά ή συνδυασμένα
separately or combined - séparément ou combiné - separati o combinati - afzonderlijk of gecombineerd

INDFØRSELSPRISER
EINFUHRPREISE
ΤΙΜΕΣ ΚΑΤΑ ΤΗΝ ΕΙΣΑΓΩΓΗ
IMPORT PRICES
PRIX A L'IMPORTATION
PREZZI ALL'IMPORTAZIONE
INVOERPRIJZEN

Direkte levering, omregnet til samme procentdel af brudris
Sofortige Lieferung, die auf den gleichen Bruchgehalt zurückgebracht worden sind
Άμεση παράδοση, υπολογιζόμενη βάσει του ίδιου ποσοστού για τα θραύσματα όρυζης
Immediate delivery, calculated on same percentage of broken rice
Livraison rapprochée, ramenés au même pourcentage de brisures
Pronta consegna, ridotti alla stessa percentuale di rotture
Direkte levering, teruggebracht op hetzelfde breukpercentage

| |
|-------|
| RIS |
| REIS |
| OPYZA |
| RICE |
| RIZ |
| RISO |
| RIJST |

CAF / CIF AMSTERDAM / ROTTERDAM / ANTWERPEN (1)

ECU/1000 kg

| Dyrkningsstedet Herkunft Προέλευση Origin Provenance Provenienza Herkomst | Kvaliteter Qualitäten Ποιότητες Qualities Qualités Qualità Kwaliteiten | 1982/1983 | | | | | | | | | | | | Ø |
|---|--|-----------|---------|---------|---------|---------|-----|-----|-----|-----|-----|-----|-----|---|
| | | SEP | OCT | NOV | DEC | JAN | FEB | MAR | APR | MAI | JUN | JUL | AUG | |
| CBL | | | | | | | | | | | | | | |
| ARGENTINA | Rond d'Argentine | - | - | - | - | - | | | | | | | | |
| | Bluerose | - | - | - | - | - | | | | | | | | |
| | Belle Patna | - | - | - | - | - | | | | | | | | |
| | Blue Bonnet | - | - | - | - | - | | | | | | | | |
| AUSTRALIA | Rond d'Australie | - | - | - | - | - | | | | | | | | |
| BRAZIL | Rond de Brésil | - | - | - | - | - | | | | | | | | |
| CHINA | Rond de Chine | - | - | - | - | - | | | | | | | | |
| COREE | Rond de Corée | - | - | - | - | - | | | | | | | | |
| EGYPT | Rond d'Égypte | - | - | - | - | - | | | | | | | | |
| MAROCCO | Rond du Maroc | - | - | - | - | - | | | | | | | | |
| SPAIN | Rond d'Espagne | - | - | - | - | - | | | | | | | | |
| THAILANDE | Siam | 356,182 | 353,434 | 351,837 | 347,617 | 340,410 | | | | | | | | |
| URUGUAY | Rond d'Uruguay | - | - | - | - | - | | | | | | | | |
| | Uruguay Selection | - | - | - | - | - | | | | | | | | |
| | Belle Patna | - | - | - | - | - | | | | | | | | |
| | Blue Bonnet | - | - | - | - | - | | | | | | | | |
| USA | Nato | 449,425 | 455,147 | - | - | - | | | | | | | | |
| | Belle Patna / Bluebelle | 491,860 | 495,995 | 498,748 | 483,945 | 475,912 | | | | | | | | |
| | Blue Bonnet | - | - | - | - | - | | | | | | | | |
| | Calif / Short | - | - | - | - | - | | | | | | | | |

(1) hver for sig eller kombineret - einzeln oder kombiniert - χωριστά ή συνδυασμένα -
separately or combined - séparément ou combiné - separat o combinati - afzonderlijk of gecombineerd

INDFØRSELSPRISER
EINFUHRPREISE
ΤΙΜΕΣ ΚΑΤΑ ΤΗΝ ΕΙΣΑΓΩΓΗ
IMPORT PRICES
PREX A L'IMPORTATION
PREZZI ALL'IMPORTAZIONE
INVOERPRIJZEN

Direkte levering
Sofortige Lieferung
Άμεση παράδοση
Immediate delivery
Livraison rapprochée
Pronta consegna
Direkte levering

RIS
REIS
OPYZA
RICE
RIZ
RISO
RIJST

CAF / CIF AMSTERDAM / ROTTERDAM / ANTWERPEN (1)

ECU/1000 kg

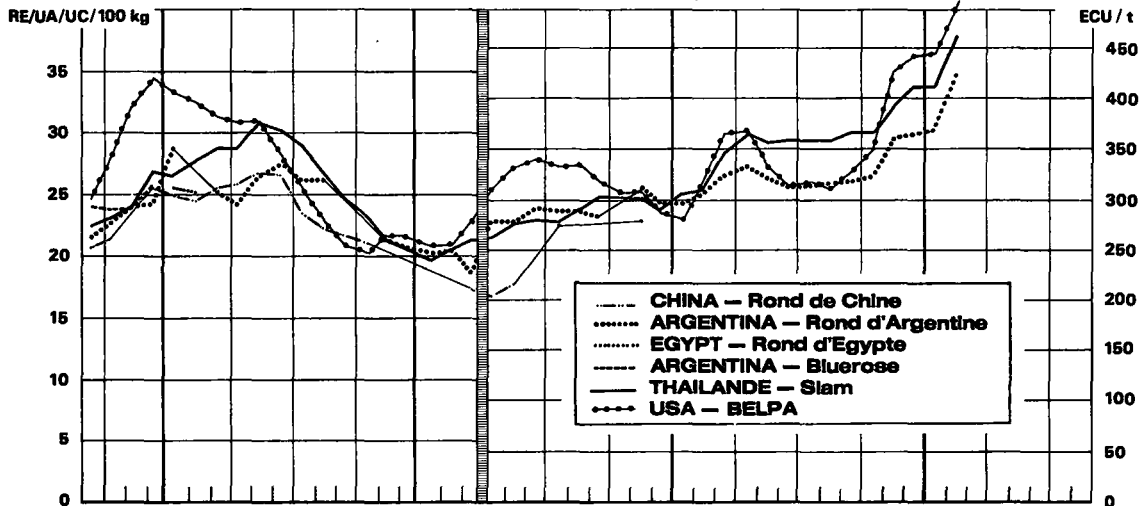
| Dyrkningsstedet Herkunft Προέλευση Origin Provenance Provenienza Herkomst | Kvaliteter Qualitäten Ποιότητες Qualities Qualités Qualità Kwaliteiten | 1982/1983 | | | | | | | | | | | | Ø |
|---|--|-----------|---------|---------|---------|---------|-----|-----|-----|-----|-----|-----|-----|---|
| | | SEP | OCT | NOV | DEC | JAN | FEB | MAR | APR | MAI | JUN | JUL | AUG | |
| BRI | | | | | | | | | | | | | | |
| ARGENTINA | 1/4 | 260,790 | 254,382 | 236,910 | 212,793 | 207,528 | | | | | | | | |
| | 1/4 1/2 | - | - | - | - | - | | | | | | | | |
| | 1/2 | 278,628 | 274,687 | 256,691 | 236,058 | 224,705 | | | | | | | | |
| BIRMANIE | 2.3.4 | - | - | - | - | - | | | | | | | | |
| BRAZIL | 1/4 | - | - | - | - | - | | | | | | | | |
| | 1/4 1/2 | - | - | - | - | - | | | | | | | | |
| | 1/2 | - | - | - | - | - | | | | | | | | |
| URUGUAY | 1/2 | 284,270 | 279,795 | 268,951 | 248,677 | 245,393 | | | | | | | | |
| CHINA | 2 | - | - | - | - | - | | | | | | | | |
| THAILANDE | Siam C 1 ordinary F.A.Q | - | - | - | - | - | | | | | | | | |
| | C 3 ordinary F.A.Q | - | - | - | - | - | | | | | | | | |
| | C 3 special F.A.Q | - | - | - | - | - | | | | | | | | |
| | C 1 special F.A.Q | - | - | - | - | - | | | | | | | | |
| | Glutinous C 1 | - | - | - | - | - | | | | | | | | |
| | C 3 | - | - | - | - | - | | | | | | | | |
| | Siam A 1 special | 276,577 | 280,628 | 274,267 | 269,830 | 245,942 | | | | | | | | |
| | Glutinous A 1 | 282,828 | 292,534 | 302,745 | 290,613 | 280,830 | | | | | | | | |
| | Siam A 1 super | 280,578 | 284,543 | 277,981 | 264,030 | 249,044 | | | | | | | | |
| ESPAGNE | Gruesos | 334,447 | 293,838 | 276,897 | 250,675 | 242,816 | | | | | | | | |
| USA | Second heads | 324,603 | 297,852 | 297,580 | 285,908 | 264,344 | | | | | | | | |
| | Brewers 4 | 262,108 | 251,112 | 245,205 | 226,080 | 215,376 | | | | | | | | |

(1) hver for sig eller kombineret - einzeln oder kombiniert - χωριστά ή συνδυασμένα -
separately or combined - séparément ou combiné - separati o combinati - afzonderlijk of gecombineerd.

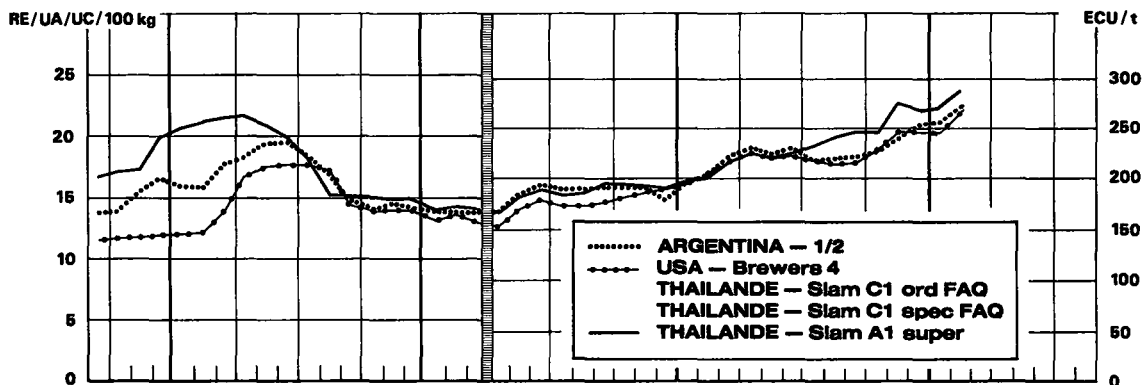
Importpriser for visse kvaliteter*
 Einfuhrpreise für ausgewählte Qualitäten*
 Import prices for certain qualities*
 Prix à l'importation pour quelques qualités*
 Prezzi all'importazione per alcune qualità*
 Invoerprijzen voor enkele kwaliteiten*

RIS
 REIS
 RICE
 RIZ
 RISO
 RIJST

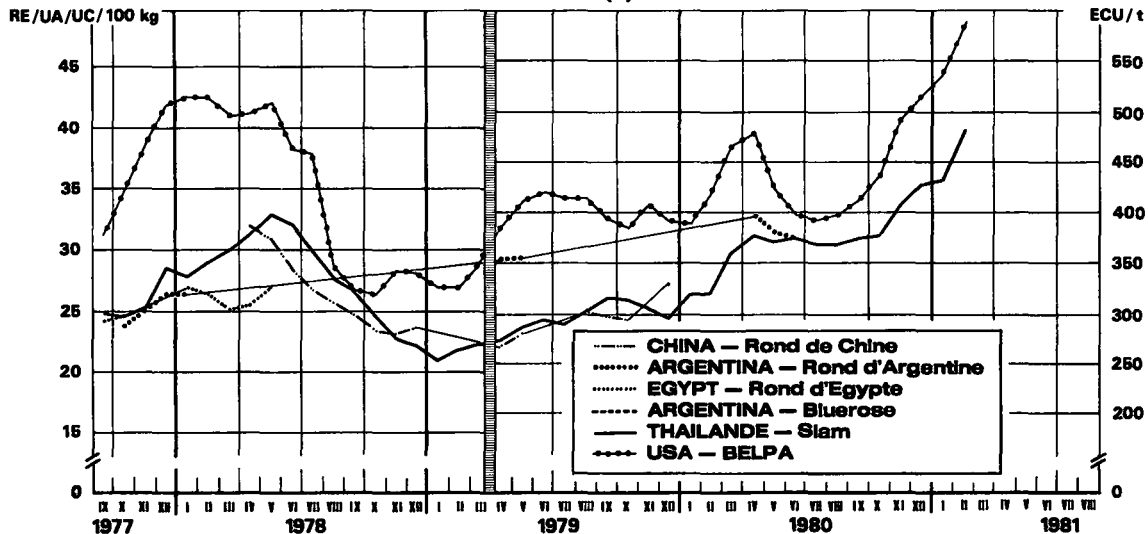
**AFSKALLET RIS/GESCHÄLTET REIS/HUSKED RICE/
 RIZ DECORTIQUE/RISO SEMIGREGGIO/GEDOPTTE RIJST (2)**



BRUDRIS/BRUCHREIS/BROKEN RICE/BRISURES/ ROTTURE/BREUKRIJST



**SLEBEN RIS/GESCHLIFFENER REIS/MILLED RICE/
 RIZ BLANCHI/RISO LAVORATO/VOLWITTE RIJST (2)**



*Cif-priser for øjeblikkelig levering Rotterdam/Antwerpen Cif-Preise für sofortige Lieferung Rot'dam/Antw. Cif prices for immediate delivery Rotterdam/Antwerp Prix CAF pour livraison rapprochée Rot'dam/Anvers Pronta consegna cif-Rotterdam/Antwerpen Direkte levering o.l.f. Rotterdam/Antwerpen

2) omregnet til procenten for brudris/auf gleichen Bruchgehalt zurückgebracht//converted to the same percentage of broken rice//ramené au même pourcentage de brisures/ridotti alla stessa percentuale di rottura/terruggebracht op hetzelfde breukpercentage

III

F E D S T O F F E R

F E T T E

Λ Ι Π Α Ρ Ε Σ Ο Υ Σ Ι Ε Σ

O I L S A N D F A T S

M A T I E R E S G R A S S E S

G R A S S I

O L I Ë N E N V E T T E N

OLIVENOLIE
OLIVENÖL
ΕΛΑΙΟΛΑΔΟ
OLIVE OIL
HUILE D'OLIVE
OLIO D'OLIVA
OLIJFOLIE

Mellemfin jomfruolie 3°
Mittelfeines Jungfermöl 3°
Παρθένο ελαιόλαδο ημιφίνο 3°
Semi-fine virgin olive oil 3°

Fastsatte fællesskabspriser
Festgesetzte gemeinschaftliche Preise
Κοινοτικές καθορισμένες τιμές
Fixed Community prices
Prix fixes communautaires
Prezzi fissati comunitari
Vastgestelde gemeenschappelijke prijzen

Hulle d'olive vierge semi-fine 3°
Olio d'oliva vergine semi-fino 3°
Halbfijne olijfolie 3°

FEDTINDHOLD
FETTE
ΛΙΠΑΡΕΣ ΟΥΣΙΕΣ
FAT PRODUCTS
MATIERES GRASSES
GRASSI
OLIEN EN VETTEN

ECU/100 kg

| Valuta Geldseinheit Νόμισμα Currency Monnaie Moneta Valuta | 1982/83 | | | | | | | | | | | | Ø |
|--|---|---------|--------|--------|--------|--------|--------|--------|--------|--------|--------|----------------------------------|---|
| | NOV | DEC | JAN | FEB | MAR | APR | MAI | JUN | JUL | AUG | SEP | OCT | |
| Producentindikativpriser Prix indicatif à la production | Erzeugerriichtpreis Prezzo indicativo alla produzione | | | | | | | | | | | *Συνδεικτική τιμή στην παραγωγή | Production target price Produkttierichtprijs |
| ECU | 302,77 | 302,77 | 302,77 | 302,77 | 302,77 | 302,77 | 302,77 | 302,77 | 302,77 | 302,77 | 302,77 | 302,77 | 302,77 |
| BFR/LFR | 13615,7 | 13615,7 | | | | | | | | | | | |
| DKR | 2493,00 | 2493,00 | | | | | | | | | | | |
| DM | 779,71 | 779,71 | | | | | | | | | | | |
| APX | 20150,1 | 20150,1 | | | | | | | | | | | |
| FF | 1979,17 | 1979,17 | | | | | | | | | | | |
| IRL | 209,218 | 209,218 | | | | | | | | | | | |
| LIT | 390,271 | 390,271 | | | | | | | | | | | |
| HFL | 834,32 | 834,32 | | | | | | | | | | | |
| UKL | 187,310 | 187,310 | | | | | | | | | | | |
| Repraesentativ markedpris Prix représentatif de marché | Repräsentativer Marktpreis Prezzo rappresentativo di mercato | | | | | | | | | | | Αντιπροσωπευτική τιμή της αγοράς | Representative market price Representatieve marktprijs |
| ECU | 159,50 | 159,50 | 161,20 | 162,90 | 164,60 | 166,30 | 168,00 | 169,70 | 171,40 | 171,40 | 171,40 | 159,50 | 165,45 |
| BFR/LFR | 7172,8 | 7172,8 | | | | | | | | | | | |
| DKR | 1313,32 | 1313,32 | | | | | | | | | | | |
| DM | 410,75 | 410,75 | | | | | | | | | | | |
| APX | 10615,1 | 10615,1 | | | | | | | | | | | |
| FF | 1016,29 | 1016,29 | | | | | | | | | | | |
| IRL | 110,217 | 110,217 | | | | | | | | | | | |
| LIT | 205,596 | 205,596 | | | | | | | | | | | |
| HFL | 439,52 | 439,52 | | | | | | | | | | | |
| UKL | 98,675 | 98,675 | | | | | | | | | | | |
| Interventionspriser Prix d'intervention | Interventionspreis Prezzo d'intervento | | | | | | | | | | | Τιμή παρεμβάσεως | Intervention price Interventieprijs |
| ECU | 217,93 | 217,93 | 219,63 | 221,33 | 223,03 | 224,73 | 226,43 | 228,13 | 229,83 | 229,83 | 229,83 | 217,93 | 223,88 |
| BFR/LFR | 9800,4 | 9800,4 | | | | | | | | | | | |
| DKR | 1794,43 | 1794,43 | | | | | | | | | | | |
| DM | 561,22 | 561,22 | | | | | | | | | | | |
| APX | 14503,8 | 14503,8 | | | | | | | | | | | |
| FF | 1388,59 | 1388,59 | | | | | | | | | | | |
| IRL | 150,593 | 150,593 | | | | | | | | | | | |
| LIT | 280,912 | 280,912 | | | | | | | | | | | |
| HFL | 600,54 | 600,54 | | | | | | | | | | | |
| UKL | 134,823 | 134,823 | | | | | | | | | | | |
| Taerskelpriser Prix de seuil | Schwellenpreis Prezzo d'entrata | | | | | | | | | | | Τιμή κατωφλίου | Threshold price Drempelprijs |
| ECU | 155,88 | 155,88 | 157,58 | 159,28 | 160,98 | 162,68 | 164,38 | 166,08 | 167,78 | 167,78 | 167,78 | 155,88 | 161,83 |
| BFR/LFR | 7010,0 | 7010,0 | | | | | | | | | | | |
| DKR | 1283,51 | 1283,51 | | | | | | | | | | | |
| DM | 401,43 | 401,43 | | | | | | | | | | | |
| APX | 10374,2 | 10374,2 | | | | | | | | | | | |
| FF | 993,23 | 993,23 | | | | | | | | | | | |
| IRL | 107,715 | 107,715 | | | | | | | | | | | |
| LIT | 200,929 | 200,929 | | | | | | | | | | | |
| HFL | 429,55 | 429,55 | | | | | | | | | | | |
| UKL | 96,436 | 96,436 | | | | | | | | | | | |

OLIVENOLIE
 OLIVENÖL
 ΕΛΑΙΟΛΑΔΟ
 OLIVE OIL
 HUILE D'OLIVE
 OLIO D'OLIVA
 OLIJFOLIE

Minimumsimportafgifter
 Mindestabschöpfungen bei Einfuhr
 Έλάχιστες εισφορές κατά την εισαγωγή
 Minimum import levies
 Prélèvements minimaux à l'importation
 Prelevi minimi all'importazione
 Minimumheffingen bij invoer

FEDTINDHOLD
 FETTE
 ΛΙΠΑΡΕΣ ΟΥΣΙΕΣ
 FAT PRODUCTS
 MATIÈRES GRASSES
 GRASSI
 OLIËN EN VETTEN

ANNEXE I

ECU/100 kg

| Pos. i den fælles toldtarif Nr. des Gemeinsamen Zolltarifs Κλάση του κοινού δασμολογίου CCT heading No N° du tarif douanier commun N. della tariffa doganale comune Nr. van het gemeenschap. douanetarief | 1982/83 | | | | | | | | | | | | |
|---|---------|-------|-----|-----|-----|-----|-----|-----|-----|-----|-----|-----|-----|
| | NOV | DEC | JAN | FEB | MAR | APR | MAI | JUN | JUL | AUG | SEP | OCT | NOV |
| 15.07 A I a) | 32,00 | 29,80 | | | | | | | | | | | |
| 15.07 A I b) | 35,00 | 33,80 | | | | | | | | | | | |
| 15.07 A I c) | 33,00 | 33,00 | | | | | | | | | | | |
| 15.07 A II a) | 37,00 | 37,00 | | | | | | | | | | | |
| 15.07 A II b) | 56,00 | 56,00 | | | | | | | | | | | |

(1) Pour les importations des huiles de cette sous-position tarifaire entièrement obtenues dans l'un des pays ci-dessous et directement transportées de ces pays dans la Communauté, le prélèvement à percevoir est diminué de :

- a) Espagne et Liban : 0,80 ECU par 100 kilogrammes ;
- b) Turquie : 22,36 ECU par 100 kilogrammes à condition que l'opérateur apporte la preuve d'avoir remboursé la taxe à l'exportation instituée par la Turquie, sans que, toutefois, ce remboursement ne puisse dépasser le montant de la taxe effectivement instituée ;
- c) Algérie, Maroc, Tunisie : 24,78 ECU par 100 kilogrammes à condition que l'opérateur apporte la preuve d'avoir remboursé la taxe à l'exportation instituée par ces pays, sans que, toutefois, ce remboursement ne puisse dépasser le montant de la taxe effectivement instituée.

(2) Pour les importations des huiles de cette sous-position tarifaire :

- a) entièrement obtenues en Algérie, au Maroc, en Tunisie et transportées directement de ces pays dans la Communauté, le prélèvement à percevoir est diminué de 3,86 ECU par 100 kilogrammes ;
- b) entièrement obtenues en Turquie et transportées directement de ce pays dans la Communauté, le prélèvement à percevoir est diminué de 3,09 ECU par 100 kilogrammes.

(3) Pour les importations des huiles de cette sous-position tarifaire :

- a) entièrement obtenues en Algérie, au Maroc, en Tunisie et transportées directement de ces pays dans la Communauté, le prélèvement à percevoir est diminué de 7,25 ECU par 100 kilogrammes ;
- b) entièrement obtenues en Turquie et transportées directement de ce pays dans la Communauté, le prélèvement à percevoir est diminué de 5,80 ECU par 100 kilogrammes.

**OLIVENOLIE
OLIVENÖL
ΕΛΑΙΟΛΑΔΟ
OLIVE OIL
HUILE D'OLIVE
OLIO D'OLIVA
OLIJFOLIE**

**Minimumsimportafgifter
Mindestabschöpfungen bei Einfuhr
Έλάχιστες εισφορές κατά την εισαγωγή
Minimum import levies
Prélèvements minimaux à l'importation
Prelevi minimi all'importazione
Minimumheffingen bij invoer**

**FEDTINDHOLD
FETTE
ΛΙΠΑΡΕΣ ΟΥΣΙΕΣ
FAT PRODUCTS
MATIÈRES GRASSES
GRASSI
OLIËN EN VETTEN**

ANNEXE I

ECU/100 kg

| Pos. i den fælles toldtarif Nr. des Gemeinsamen Zolitarifs Κλάση του κοινού δασμολογίου CCT heading No N° du tarif douanier commun N. della tariffa doganale comune Nr. van het gemeenschap. douanetarief | 1982 | | | | | | | | | | | | |
|---|-------|-------|-------|-------|-------|-------|-------|-------|-------|-------|-------|-------|-------|
| | 24.9 | 1.10 | 8.10 | 15.10 | 22.10 | 29.10 | 5.11 | 12.11 | 19.11 | 26.11 | 3.12 | 10.12 | 17.12 |
| 15.07 A I a) | 32,00 | 32,00 | 32,00 | 32,00 | 32,00 | 32,00 | 32,00 | 32,00 | 32,00 | 32,00 | 31,00 | 30,00 | 29,00 |
| 15.07 A I b) | 35,00 | 35,00 | 35,00 | 35,00 | 35,00 | 35,00 | 35,00 | 35,00 | 35,00 | 35,00 | 35,00 | 34,00 | 34,00 |
| 15.07 A I c) | 33,00 | 33,00 | 33,00 | 33,00 | 33,00 | 33,00 | 33,00 | 33,00 | 33,00 | 33,00 | 33,00 | 33,00 | 33,00 |
| 15.07 A II a) | 37,00 | 37,00 | 37,00 | 37,00 | 37,00 | 37,00 | 37,00 | 37,00 | 37,00 | 37,00 | 37,00 | 37,00 | 37,00 |
| 15.07 A II b) | 56,00 | 56,00 | 56,00 | 56,00 | 56,00 | 56,00 | 56,00 | 56,00 | 56,00 | 56,00 | 56,00 | 56,00 | 56,00 |

(1) Pour les importations des huiles de cette sous-position tarifaire entièrement obtenues dans l'un des pays ci-dessous et directement transportées de ces pays dans la Communauté, le prélèvement à percevoir est diminué de :

- a) Espagne et Liban : 0,60 ECU par 100 kilogrammes ;
- b) Turquie : 22,36 ECU par 100 kilogrammes à condition que l'opérateur apporte la preuve d'avoir remboursé la taxe à l'exportation instituée par la Turquie, sans que, toutefois, ce remboursement ne puisse dépasser le montant de la taxe effectivement instituée ;
- c) Algérie, Maroc, Tunisie : 24,78 ECU par 100 kilogrammes à condition que l'opérateur apporte la preuve d'avoir remboursé la taxe à l'exportation instituée par ces pays, sans que, toutefois, ce remboursement ne puisse dépasser le montant de la taxe effectivement instituée.

(2) Pour les importations des huiles de cette sous-position tarifaire :

- a) entièrement obtenues en Algérie, au Maroc, en Tunisie et transportées directement de ces pays dans la Communauté, le prélèvement à percevoir est diminué de 3,86 ECU par 100 kilogrammes ;
- b) entièrement obtenues en Turquie et transportées directement de ce pays dans la Communauté, le prélèvement à percevoir est diminué de 3,09 ECU par 100 kilogrammes.

(3) Pour les importations des huiles de cette sous-position tarifaire :

- a) entièrement obtenues en Algérie, au Maroc, en Tunisie et transportées directement de ces pays dans la Communauté, le prélèvement à percevoir est diminué de 7,25 ECU par 100 kilogrammes ;
- b) entièrement obtenues en Turquie et transportées directement de ce pays dans la Communauté, le prélèvement à percevoir est diminué de 5,80 ECU par 100 kilogrammes.

OLIVENOLIE
 OLIVENÖL
 ΕΛΑΙΟΛΑΔΟ
 OLIVE OIL
 HUILE D'OLIVE
 OLIO D'OLIVA
 OLIJFOLIE

Minimumsimportafgifter
 Mindestabschöpfungen bei Einfuhr
 Έλάχιστες εισφορές κατά την εισαγωγή
 Minimum import levies
 Prélèvements minimaux à l'importation
 Prelievi minimi all'importazione
 Minimumheffingen bij invoer

FEDTINDHOLD
 FETTE
 ΛΙΠΑΡΕΣ ΟΥΣΙΕΣ
 FAT PRODUCTS
 MATIÈRES GRASSES
 GRASSI
 OLIËN EN VETTEN

ANNEXE II

ECU/100 kg

| Pos. i den fælles toldtarif Nr. des Gemeinsamen Zolltarifs Κλάση του κοινού δασμολογίου CCT heading No N° du tarif douanier commun N. della tariffa doganale comune Nr. van het gemeenschap. douanetarief | 1982/83 | | | | | | | | | | | | |
|---|---------|-------|-----|-----|-----|-----|-----|-----|-----|-----|-----|-----|--------|
| | NOV | DEC | JAN | FEB | MAR | APR | MAI | JUN | JUL | AUG | SEP | OCT | Ø CAMP |
| 07.01 N II | 7,70 | 7,44 | | | | | | | | | | | |
| | | | | | | | | | | | | | |
| 07.03 A II | 7,70 | 7,44 | | | | | | | | | | | |
| | | | | | | | | | | | | | |
| 15.17 B I a) | 17,50 | 16,90 | | | | | | | | | | | |
| | | | | | | | | | | | | | |
| 15.17 B I b) | 28,00 | 27,04 | | | | | | | | | | | |
| | | | | | | | | | | | | | |
| 23.04 A II | 2,64 | 2,64 | | | | | | | | | | | |
| | | | | | | | | | | | | | |

**OLIVENOLIE
OLIVENÖL
ΕΛΑΙΟΛΑΔΟ
OLIVE OIL
HUILE D'OLIVE
OLIO D'OLIVA
OLIJFOLIE**

**Minimumsimportafgifter
Mindestabschöpfungen bei Einfuhr
Έλάχιστες εισφορές κατά την εισαγωγή
Minimum import levies
Prélèvements minimaux à l'importation
Prelevi minimi all'importazione
Minimumheffingen bij invoer**

**FEDTINDHOLD
FETTE
ΛΙΠΑΡΕΣ ΟΥΣΙΕΣ
FAT PRODUCTS
MATIÈRES GRASSES
GRASSI
OLIËN EN VETTEN**

ANNEXE II

ECU/100 kg

| Pos. i den fælles toldtarif Nr. des Gemeinsamen Zolltarifs Κλάση του κοινού δασμολογίου CCT heading No N° du tarif douanier commun N. della tariffa doganale comune Nr. van het gemeenschap. douanetarief | 1982 | | | | | | | | | | | | |
|---|-------|-------|-------|-------|-------|-------|-------|-------|-------|-------|-------|-------|-------|
| | 24.9 | 1.10 | 8.10 | 15.10 | 22.10 | 29.10 | 5.11 | 12.11 | 19.11 | 26.11 | 3.12 | 10.12 | 17.12 |
| 07.01 N II | 7,70 | 7,70 | 7,70 | 7,70 | 7,70 | 7,70 | 7,70 | 7,70 | 7,70 | 7,70 | 7,70 | 7,48 | 7,48 |
| 07.03 A II | 7,70 | 7,70 | 7,70 | 7,70 | 7,70 | 7,70 | 7,70 | 7,70 | 7,70 | 7,70 | 7,70 | 7,48 | 7,48 |
| 15.17 B I a) | 17,50 | 17,50 | 17,50 | 17,50 | 17,50 | 17,50 | 17,50 | 17,50 | 17,50 | 17,50 | 17,50 | 17,00 | 17,00 |
| 15.17 B I b) | 28,00 | 28,00 | 28,00 | 28,00 | 28,00 | 28,00 | 28,00 | 28,00 | 28,00 | 28,00 | 28,00 | 27,20 | 27,20 |
| 23.04 A II | 2,64 | 2,64 | 2,64 | 2,64 | 2,64 | 2,64 | 2,64 | 2,64 | 2,64 | 2,64 | 2,64 | 2,64 | 2,64 |

**OLIVENOLIE
OLIVENÖL
ΕΛΑΙΟΛΑΔΟ
OLIVE OIL
HUILE D'OLIVE
OLIO D'OLIVA
OLIJFOLIE**

**Markedspriser
Marktpreise
Τιμές της αγοράς
Market prices
Prix de marché
Prezzi di mercato
Marktprijzen**

**FEDTINDHOLD
FETTE
ΑΙΝΑΡΕΣ ΟΥΣΙΕΣ
FAT PRODUCTS
MATIERES GRASSES
GRASSI
OLIEN EN VETTEN**

ECU/100 kg

| Kvaliteter Qualität Ποιότητες Qualités Qualità Kwaliteiten | 1982/83 | | | | | | | | | | | | Ø |
|---|---------|---------|---------|-----|-----|-----|-----|-----|-----|-----|-----|-----|---|
| | NOV | DEC | JAN | FEB | MAR | APR | MAI | JUN | JUL | AUG | SEP | OCT | |
| BARI - Per merce grezza alla produzione | | | | | | | | | | | | | |
| EXTRA | LIT | 337,500 | 378.100 | | | | | | | | | | |
| | ECU | 261,831 | 293,328 | | | | | | | | | | |
| FINO | LIT | 318.000 | 346.875 | | | | | | | | | | |
| | ECU | 246,703 | 269,104 | | | | | | | | | | |
| CORRENTE | LIT | 311.900 | 296.300 | | | | | | | | | | |
| | ECU | 241,970 | 229,868 | | | | | | | | | | |
| LAMPANTE | LIT | - | 268.750 | | | | | | | | | | |
| | ECU | - | 208,495 | | | | | | | | | | |
| D'OLIVA RETTIFICATO | LIT | 297.000 | 310.800 | | | | | | | | | | |
| | ECU | 230,411 | 241,117 | | | | | | | | | | |
| DI SANS D'OLIVA RETTIFICATO | LIT | 204.400 | 215.000 | | | | | | | | | | |
| | ECU | 158,572 | 166,796 | | | | | | | | | | |
| MILANO - Fase ingrosso inclusa imposta di fabbricazione | | | | | | | | | | | | | |
| LAMPANTE | LIT | - | - | | | | | | | | | | |
| | ECU | - | - | | | | | | | | | | |
| D'OLIVA RETTIFICATO | LIT | 309.250 | 318.300 | | | | | | | | | | |
| | ECU | 239,915 | 246,936 | | | | | | | | | | |
| DI SANS D'OLIVA RETTIFICATO | LIT | 207.250 | 212.300 | | | | | | | | | | |
| | ECU | 160,784 | 164,701 | | | | | | | | | | |
| OLIE AF FRØ SAATÖL ΣΠΟΡΕΛΑΙΟ SEED OIL | | | | | | | | | | | | | |
| Markedspriser Marktpreise Τιμές της αγοράς Market prices | | | | | | | | | | | | | |
| HUILES DE GRAINES OLIO DI SEMI ZAADOLIE | | | | | | | | | | | | | |
| Prix de marché Prezzi di mercato Marktprijzen | | | | | | | | | | | | | |
| MILANO - Fase ingrosso inclusa imposta di fabbricazione | | | | | | | | | | | | | |
| OLIO DI ARACHIDE RAFFINATO | LIT | 107.500 | 102.800 | | | | | | | | | | |
| | ECU | 83,398 | 79,752 | | | | | | | | | | |
| OLIO DI 1ª QUALITÀ | LIT | 78.250 | 74.550 | | | | | | | | | | |
| | ECU | 60,706 | 57,836 | | | | | | | | | | |

**OLIVENOLIE
OLIVENÖL
ΕΛΑΙΟΛΑΔΟ
OLIVE OIL
HUILE D'OLIVE
OLIO D'OLIVA
OLIJFOLIE**

**Markedspriser
Marktpreise
Τιμές τής αγοράς
Market prices
Prix de marché
Prezzi di mercato
Marktprijzen**

**FEDTINDHOLD
FETTE
ΛΙΠΑΡΕΣ ΟΥΣΙΕΣ
FAT PRODUCTS
MATIERES GRASSES
GRASSI
OLIEN EN VETTEN**

ECU/100 kg

| Kvaliteter Qualität Ποιότητες Qualities Qualités Qualità Kwaliteiten | | 1982 | | | | | | | | | | 0 | |
|--|-----|---|---------|---------|---------|--|--|--|--|--|--|---|--|
| | | 1.12 | 8.12 | 15.12 | 22.12 | 29.12 | | | | | | | |
| Bari - Per merce grezza alla produzione | | | | | | | | | | | | | |
| EXTRA | LIT | 377.500 | 376.000 | 379.000 | 379.000 | 379.000 | | | | | | | |
| | ECU | 292,863 | 291,699 | 294,026 | 294,026 | 294,026 | | | | | | | |
| FINO | LIT | - | 360.000 | 355.000 | 355.000 | 347.500 | | | | | | | |
| | ECU | - | 279,286 | 275,407 | 275,407 | 269,589 | | | | | | | |
| CORRENTE | LIT | 306.000 | 305.000 | 290.500 | 290.000 | 290.000 | | | | | | | |
| | ECU | 237,393 | 236,617 | 225,368 | 224,981 | 224,981 | | | | | | | |
| LAMPANTE | LIT | - | 265.000 | 270.000 | 270.000 | 270.000 | | | | | | | |
| | ECU | - | 205,586 | 209,465 | 209,465 | 209,465 | | | | | | | |
| D'OLIVA RETTIFICATO | LIT | 305.000 | 310.000 | 315.000 | 312.000 | 312.000 | | | | | | | |
| | ECU | 236,617 | 240,496 | 244,375 | 242,048 | 242,048 | | | | | | | |
| DI SANSÀ D'OLIVA RETTIFICATO | LIT | 210.000 | 215.000 | 216.000 | 217.000 | 217.000 | | | | | | | |
| | ECU | 162,917 | 166,796 | 167,572 | 168,348 | 168,348 | | | | | | | |
| Milano - Fase ingrosso inclusa imposta di fabbricazione | | | | | | | | | | | | | |
| LAMPANTE | LIT | - | - | - | - | - | | | | | | | |
| | ECU | - | - | - | - | - | | | | | | | |
| D'OLIVA RETTIFICATO | LIT | 315.000 | 316.000 | 318.500 | 318.500 | 323.500 | | | | | | | |
| | ECU | 244,375 | 245,151 | 247,091 | 247,091 | 250,970 | | | | | | | |
| DI SANSÀ D'OLIVA RETTIFICATO | LIT | 210.000 | 208.000 | 214.500 | 214.500 | 214.500 | | | | | | | |
| | ECU | 162,917 | 161,365 | 166,408 | 166,408 | 166,408 | | | | | | | |
| OLIE AF FRØ SAATÖL ΣΠΟΡΕΛΑΙΟ SEED OIL | | Markedspriser Marktpreise Τιμές τής αγοράς Market prices | | | | HUILES DE GRAINES OLIO DI SEMI ZAADOLIE | | | | Prix de marché Prezzi di mercato Marktprijzen | | | |
| Milano - Fase ingrosso inclusa imposta di fabbricazione | | | | | | | | | | | | | |
| OLIO DI ARACHIDE RAFFINATO | LIT | 105.500 | 102.500 | 103.000 | 102.000 | 101.000 | | | | | | | |
| | ECU | 81,846 | 79,519 | 79,907 | 79,131 | 78,355 | | | | | | | |
| OLIO DI 1ª QUALITÀ | LIT | 77.000 | 75.000 | 74.750 | 73.750 | 72.250 | | | | | | | |
| | ECU | 59,736 | 58,185 | 57,991 | 57,215 | 56,051 | | | | | | | |

**OLIEHOLDIGE FRØ
ÖLSAATEN
ΕΛΑΙΟΥΧΟΙ ΣΠΟΡΟΙ
OIL SEEDS
GRAINES OLEAGINEUSES
SEMI OLEOSI
OLIEHOUDENDE ZADEN**

**Fastsatte fællesskabspriser
Festgesetzte gemeinschaftliche Preise
Κοινοτικές καθορισμένες τιμές
Fixed Community prices
Prix fixes communautaires
Prezzi fissati comunitari
Vastgestelde gemeenschappelijke prijzen**

**FEDTINDHOLD
FETTE
ΑΙΜΑΡΕΞ ΟΥΣΙΕΣ
FAT PRODUCTS
MATIERES GRASSES
GRASSI
OLIEN EN VETTEN**

1. Raps-og rybsfrø
Raps- und Rübensamen
Κραμβόσποροι και γογγυλόσποροι

Colza and rape seed
Colza et navette

Semi di Colza e di Ravizzone
Koolzaad en Raapzaad

ECU/100 kg

| Valuta Geldeinheit Νόμισμα Currency Monnaie Moneta Valuta | 1982/83 | | | | | | | | | | | | Ø |
|---|--|--------|--------|--------|--------|--|--------|--------|--------|--------|--|--------|--------|
| | JUL | AUG | SEP | OCT | NOV | DEC | JAN | FEB | MAR | APR | MAI | JUN | |
| A. Indikativpris Prix indicatif | Richtpreis Prezzo indicativo | | | | | Ένδεικτική τιμή | | | | | Target price Richtprijs | | |
| ECU | 46,390 | 46,390 | 46,883 | 47,376 | 47,869 | 48,362 | 48,855 | 49,348 | 49,841 | 50,334 | 50,334 | 50,334 | 48,526 |
| BFR/LFR | 1993,7 | 1993,7 | 2014,9 | 2065,6 | 2152,7 | 2174,9 | | | | | | | |
| DKR | 381,97 | 381,97 | 386,03 | 390,09 | 394,15 | 398,21 | | | | | | | |
| DM | 119,47 | 119,47 | 120,74 | 122,00 | 123,27 | 124,54 | | | | | | | |
| ΔΡΧ | 3087,4 | 3087,4 | 3120,2 | 3153,0 | 3185,8 | 3218,6 | | | | | | | |
| FF | 287,42 | 287,42 | 290,47 | 296,16 | 305,01 | 308,15 | | | | | | | |
| IRL | 32,056 | 32,056 | 32,397 | 32,737 | 33,078 | 33,419 | | | | | | | |
| LIT | 59,797 | 59,797 | 60,432 | 61,068 | 61,703 | 62,339 | | | | | | | |
| HFL | 127,83 | 127,83 | 129,19 | 130,55 | 131,91 | 133,27 | | | | | | | |
| UKL | 28,699 | 28,699 | 29,004 | 29,309 | 29,614 | 29,919 | | | | | | | |
| B. Interventionsbasispris Prix d'intervention de base | Interventionsgrundpreis Prezzo d'intervento di base | | | | | Βασική τιμή παρεμβάσεως | | | | | Basic intervention price Basisinterventieprij | | |
| ECU | 42,130 | 42,130 | 42,623 | 43,116 | 43,609 | 44,102 | 44,595 | 45,088 | 45,581 | 46,074 | 46,074 | 42,130 | 43,938 |
| BFR/LFR | 1810,6 | 1810,6 | 1831,8 | 1879,9 | 1961,1 | 1983,3 | | | | | | | |
| DKR | 346,90 | 346,90 | 350,96 | 355,02 | 359,08 | 363,13 | | | | | | | |
| DM | 108,49 | 108,49 | 109,76 | 111,03 | 112,30 | 113,57 | | | | | | | |
| ΔΡΧ | 2803,9 | 2803,9 | 2836,7 | 2869,5 | 2902,3 | 2935,1 | | | | | | | |
| FF | 261,02 | 261,02 | 264,08 | 269,53 | 277,87 | 281,01 | | | | | | | |
| IRL | 29,112 | 29,112 | 29,453 | 29,794 | 30,134 | 30,475 | | | | | | | |
| LIT | 54,306 | 54,306 | 54,941 | 55,577 | 56,212 | 56,847 | | | | | | | |
| HFL | 116,09 | 116,09 | 117,45 | 118,81 | 120,17 | 121,53 | | | | | | | |
| UKL | 26,064 | 26,064 | 26,369 | 26,674 | 26,979 | 27,284 | | | | | | | |
| 2. Solsikkefrø Sonnenblumenkerne Ήλιανθόσποροι | Sunflower seed Tournesol | | | | | Semi di Girasole Zonnebloemzaad | | | | | | | |
| Valuta Geldeinheit Νόμισμα Currency Monnaie Moneta Valuta | 1982/83 | | | | | | | | | | | | Ø |
| | AUG | SEP | OCT | NOV | DEC | JAN | FEB | MAR | APR | MAI | JUN | JUL | |
| A. Indikativpris Prix indicatif | Richtpreis Prezzo indicativo | | | | | Ένδεικτική τιμή | | | | | Target price Richtprijs | | |
| ECU | 54,440 | 54,440 | 55,023 | 55,606 | 56,189 | 56,772 | 57,355 | 57,355 | 57,355 | 57,355 | 57,355 | 37,355 | 56,383 |
| BFR/LFR | 2339,7 | 2339,7 | 2399,0 | 2500,6 | 2526,8 | | | | | | | | |
| DKR | 448,26 | 448,26 | 459,06 | 457,86 | 462,66 | | | | | | | | |
| DM | 140,20 | 140,20 | 141,70 | 143,20 | 144,70 | | | | | | | | |
| ΔΡΧ | 3623,1 | 3623,1 | 3661,9 | 3700,7 | 3739,5 | | | | | | | | |
| FF | 337,29 | 337,29 | 343,97 | 354,31 | 358,02 | | | | | | | | |
| IRL | 37,619 | 37,619 | 38,022 | 38,424 | 38,827 | | | | | | | | |
| LIT | 70,173 | 70,173 | 70,925 | 71,676 | 72,428 | | | | | | | | |
| HFL | 150,02 | 150,02 | 151,62 | 153,23 | 154,84 | | | | | | | | |
| UKL | 33,680 | 33,680 | 34,040 | 34,401 | 34,762 | | | | | | | | |
| B. Interventionsbasispris Prix d'intervention de base | Interventionsgrundpreis Prezzo d'intervento di base | | | | | Βασική τιμή παρεμβάσεως | | | | | Basic intervention price Basisinterventieprij | | |
| ECU | 49,730 | 49,730 | 50,313 | 50,896 | 51,479 | 52,062 | 52,645 | 52,645 | 52,645 | 52,645 | 52,645 | 49,730 | 51,430 |
| BFR/LFR | 2137,3 | 2137,3 | 2193,7 | 2288,8 | 2315,0 | | | | | | | | |
| DKR | 409,48 | 409,48 | 414,28 | 419,08 | 424,70 | | | | | | | | |
| DM | 128,07 | 128,07 | 129,57 | 131,07 | 132,57 | | | | | | | | |
| ΔΡΧ | 3309,7 | 3309,7 | 3348,5 | 3387,3 | 3426,1 | | | | | | | | |
| FF | 308,11 | 308,11 | 314,53 | 324,30 | 328,01 | | | | | | | | |
| IRL | 34,364 | 34,364 | 34,767 | 35,170 | 35,573 | | | | | | | | |
| LIT | 64,102 | 64,102 | 64,853 | 65,605 | 66,356 | | | | | | | | |
| HFL | 137,04 | 137,04 | 138,64 | 140,25 | 141,86 | | | | | | | | |
| UKL | 30,766 | 30,766 | 31,126 | 31,487 | 31,848 | | | | | | | | |

**PRISER FASTSAT AF KOMMISSIONEN
PREISE VON DER KOMMISSION FESTGESETZT
ΤΙΜΕΣ ΠΟΥ ΚΑΘΟΡΙΖΟΝΤΑΙ ΑΠΟ ΤΗΝ ΕΠΙΤΡΟΠΗ
PRICES FIXED BY THE COMMISSION
PRIX FIXÉS PAR LA COMMISSION
PREZZI FISSATI DALLA COMMISSIONE
DOOR DE COMMISSIE VASTGESTELDE PRIJZEN**

**I = Raps og rybsfrø
Raps- und Rübsensamen
Κραμβόσποροι και γογγυλόσποροι
Colza and rape seed
Graines de colza et navette
Semi di colza e di ravizzone
Koolzaad en rapzaad**

**II = Solsikkefrø
Sonnenblumenkerne
Ήλιανθόσποροι
Sunflower seed
Graines de tournesol
Semi di girasole
Zonnebloemzaad**

**FETTINHOLD
FETTE
ΛΙΠΑΡΕΣ ΟΥΣΙΕΣ
FAT PRODUCTS
MATIÈRES GRASSES
GRASSI
OLIËN EN VETTEN**

ECU/100 kg

| Sort Sorte Είδος Kind Sorte Tipo Soort | 1982 | | | | | | | | | | | | |
|--|---|--------|--------|-----------------------------|--------|--------|--------|--------|--|--------|--------|--------|--------|
| | JAN | FEB | MAR | APR | MAI | JUN | JUL | AUG | SEP | OCT | NOV | DEC | Ø |
| A. STØSSE AIDE | BEIHILFE INTEGRAZIONE | | | Ένδοξα | | | | | SUBSIDY STEUN | | | | |
| I | 22,361 | 21,719 | 22,674 | 22,515 | 21,849 | 22,451 | 22,212 | 23,025 | 24,023 | 24,968 | 24,212 | 24,482 | 23,041 |
| II | 20,738 | 21,545 | 20,969 | 19,687 | 20,480 | 20,850 | 21,101 | 26,203 | 27,478 | 29,348 | 29,333 | 31,604 | 24,111 |
| B. BERDENSMARKEDSPRIS PRIX MARCHÉ MONDIAL | WELTMARKTPREIS PREZZO DEL MERCATO MONDIALE | | | Τιμή διεθνούς αγοράς | | | | | WORLD MARKET PRICE WERELDMARKTPRIJS | | | | |
| I | 22,459 | 23,553 | 23,050 | 23,661 | 24,327 | 23,725 | 24,178 | 23,365 | 22,860 | 22,408 | 23,657 | 23,880 | 23,428 |
| C. RESTITUTION RESTITUTION | ERSTATUNG RESTITUZIONE | | | Έπιστροφή | | | | | REFUND RESTITUTIE | | | | |
| I | 18,500 | 19,000 | 19,500 | 20,000 | 19,194 | 19,000 | 21,000 | 21,000 | 22,500 | 22,952 | 22,100 | 22,500 | 20,604 |
| II | - | - | - | - | - | - | - | - | - | - | - | - | - |

PRISER FASTSAT AF KOMMISSIONEN
 PREISE VON DER KOMMISSION FESTGESETZT
 ΤΙΜΕΣ ΠΟΥ ΚΑΘΟΡΙΖΟΝΤΑΙ ΑΠΟ ΤΗΝ ΕΠΙΤΡΟΠΗ
 PRICES FIXED BY THE COMMISSION
 PRIX FIXÉS PAR LA COMMISSION
 PREZZI FISSATI DALLA COMMISSIONE
 DOOR DE COMMISSIE VASTGESTELDE PRIJZEN

I = Raps og rybsfrø
 Raps- und Rübsensamen
 Κραμβόσποροι και γογγυλόσποροι
 Colza and rape seed
 Graines de colza et navette
 Semi di colza e di ravizzone
 Koolzaad en raapzaad

II = Solsikkefrø
 Sonnenblumenkerne
 Ήλιανθόσποροι
 Sunflower seed
 Graines de tournesol
 Semi di girasole
 Zonnebloemzaad

| |
|------------------|
| FEDTINDHOLD |
| FETTE |
| ΛΙΠΑΡΕΣ ΟΥΣΙΕΣ |
| FAT PRODUCTS |
| MATIÈRES GRASSES |
| GRASSI |
| OLIËN EN VETTEN |

ECU/100 kg

| Sort Sorte Είδος Kind Sorte Tipo Soort | 1982 | | | | | | | | | | |
|--|--------|-----------------------------|--------|----------------------|--------|--------------------|--|--|--|--|--|
| | 26.11 | 1.12 | 10.12 | 16.12 | 24.12 | | | | | | |
| A. STØSSE | | BEIHILFE | | 'Ενίσχυση | | SUBSIDY | | | | | |
| AIDE | | INTEGRAZIONE | | STEUN | | | | | | | |
| I | 23,918 | 24,820 | 24,510 | 24,410 | 24,132 | | | | | | |
| II | 28,571 | 30,124 | 32,189 | 32,021 | 32,413 | | | | | | |
| B. BERDENSMARKEDSPRIS | | WELTMARKTPREIS | | Τιμή διεθνούς αγοράς | | WORLD-MARKET PRICE | | | | | |
| PRIX MARCHÉ MONDIAL | | PREZZO DEL MERCATO MONDIALE | | WERELDMARKTPRIJS | | | | | | | |
| I | 23,951 | 23,522 | 23,852 | 23,952 | 24,230 | | | | | | |
| C. RESTITUTION | | ERSTATUNG | | 'Επιστροφή | | REFUND | | | | | |
| RESTITUTION | | RESTITUZIONE | | RESTITUTIE | | | | | | | |
| I | 21,500 | 22,500 | 22,500 | 22,500 | 22,500 | | | | | | |
| II | - | - | - | - | - | | | | | | |

IV

V I N

W E I N

O I N O Σ

W I N E

V I N

V I N O

W I J N

**BORDVIN FRA PRODUCENTEN
TAFELWEINE BEI DER ERZEUGUNG
ΕΠΙΤΡΑΠΕΖΙΟΙ ΟΙΝΟΙ ΣΤΗΝ ΠΑΡΑΓΩΓΗ
TABLE WINES, EX PRODUCER
VINS DE TABLE A LA PRODUCTION
VINI DA PASTO ALLA PRODUZIONE
TAFELWIJN, AF PRODUCENT**

**Vægtet gennemsnit af den ugentlige pris
Gewogener Durchschnitt der Wochenpreise
Σταθμισμένος μέσος όρος των εβδομαδιαίων τιμών
Weighted average of weekly prices
Moyenne pondérée des prix hebdomadaires
Media ponderata dei prezzi settimanali
Gewogen gemiddelde van de weekprijzen**

VINE
WEIN
OINOS
WINE
VINS
VINO
WIJNEN

ECU/

| | 1982/83 | | | | | | | | | | | | |
|--|---------|-------|-------|-------|-----|-----|-----|-----|-----|-----|-----|-----|------------|
| | SEP | OCT | NOV | DEC | JAN | FEB | MAR | APR | MAI | JUN | JUL | AUG | Ø CAMP. |
| Type A I Blanc 10 à 12° - degré HL | 3,257 | 2,695 | 2,773 | - | | | | | | | | | |
| Bordeaux | | | | | | | | | | | | | |
| Nantes | 3,112 | 2,643 | 2,707 | 2,806 | | | | | | | | | |
| Bari | 2,327 | 2,327 | 2,327 | 2,309 | | | | | | | | | |
| Cagliari | - | - | - | - | | | | | | | | | |
| Chieti | 2,316 | 2,239 | 2,259 | 2,250 | | | | | | | | | |
| Ravenna (Lugo, Faenza) | 2,360 | 2,405 | 2,405 | 2,425 | | | | | | | | | |
| Trapani (Alcamo) | 2,157 | 2,172 | 2,232 | 2,237 | | | | | | | | | |
| Treviso | 2,594 | 2,599 | 2,599 | 2,793 | | | | | | | | | |
| Athènes, Heraklion, Patras | 2,218 | 2,047 | - | - | | | | | | | | | |
| Type A II Blanc type Sylvaner - HL | | | | | | | | | | | | | |
| Rheinpfalz (Oberhaardt) | 82,81 | 43,16 | 31,27 | 35,07 | | | | | | | | | |
| Rheinhessen (Hügelland) | - | 45,17 | 46,34 | 41,41 | | | | | | | | | |
| La région viticole de la Moselle luxembourgeoise | | | | | | | | | | | | | |
| Type A III Blanc type Riesling - HL | | | | | | | | | | | | | |
| Mosel - Rheingau | 85,13 | 67,96 | 57,23 | 56,82 | | | | | | | | | |
| La région viticole de la Moselle luxembourgeoise | - | - | - | - | | | | | | | | | |
| | | | | | | | | | | | | | |

**GENNEMSNITSPRISER OG REPRÆSENTATIVE PRISER
DURCHSCHNITTSPREISE UND REPRÄSENTATIVPREISE
ΜΕΣΕΣ ΚΑΙ ΑΝΤΙΠΡΟΣΩΠΕΥΤΙΚΕΣ ΤΙΜΕΣ
AVERAGE PRICES AND REPRESENTATIVE PRICES
PRIX REPRESENTATIFS COMMUNAUTAIRES
PREZZI MEDI E PREZZI RAPPRESENTATIVI
GEMIDDELDE PRIJZEN EN REPRESENTATIEVE PRIJZEN**

**Bordvinstyper på de forskellige afsætningscentre
Tafelweinarten auf den verschiedenen Handelsplätzen
Τύποι επιτραπέζιου οίνου στα διάφορα κέντρα εμπορίας
Table wines at the various marketing centres
Différents types de vin de table à la production
Tipi di vino da pasto sui differenti centri di commercializzazione
Tafelwijnsorten op de verschillende commercialisatiecentra**

VINE
WEIN
ΟΙΝΟΣ
WINE
VINS
VINO
WIJNEN

ECU/

| | 1982 | | | | | | | | | | | | |
|--|-------|-------|-------|-------|-------|-------|-------|-------|-------|-------|-------|-------|-------|
| | 21.9 | 28.9 | 5.10 | 12.10 | 19.10 | 26.10 | 3.11 | 9.11 | 16.11 | 23.11 | 30.11 | 7.12 | 14.12 |
| Type A I Blanc 10 à 12° - degré HL | | | | | | | | | | | | | |
| Bordeaux | 3,089 | - | 2,695 | - | - | - | - | - | - | 2,863 | 2,626 | - | - |
| Nantes | 2,918 | 3,212 | 2,836 | 2,536 | 2,582 | - | 2,552 | - | 2,733 | - | 2,794 | 2,844 | - |
| Bari | 2,327 | 2,327 | 2,327 | 2,327 | 2,327 | 2,327 | 2,327 | 2,327 | 2,327 | 2,327 | 2,327 | 2,327 | 2,327 |
| Cagliari | - | - | - | - | - | - | - | - | - | - | - | - | - |
| Chieti | - | 2,327 | 2,250 | 2,250 | 2,211 | 2,211 | 2,269 | - | 2,269 | 2,250 | 2,250 | 2,250 | 2,250 |
| Ravenna (Lugo, Faenza) | 2,366 | 2,366 | 2,405 | 2,405 | - | 2,405 | - | 2,405 | 2,405 | 2,250 | 2,405 | 2,405 | 2,405 |
| Trapani (Alcamo) | 2,172 | 2,172 | - | 2,172 | 2,172 | - | 2,172 | 2,172 | - | 2,250 | 2,250 | 2,250 | 2,250 |
| Treviso | 2,572 | 2,599 | - | 2,599 | 2,599 | 2,599 | - | 2,599 | 2,599 | - | 2,599 | 2,793 | - |
| Athènes, Heraklion, Patras | - | - | - | - | - | - | - | - | - | - | - | - | - |
| Type A II Blanc type Sylvaner - HL | 82,81 | 82,81 | - | - | 47,05 | 37,64 | 36,14 | 31,11 | 30,43 | 31,83 | 30,52 | 31,02 | 30,76 |
| Rheinpfalz (Oberhaardt) | | | | | | | | | | | | | |
| Rheinhessen (Hügelland) | - | - | - | - | - | 45,17 | 47,00 | - | - | 41,41 | 44,43 | 41,41 | 41,41 |
| La région viticole de la Moselle luxembourgeoise | - | - | - | - | - | - | - | - | - | - | - | - | - |
| Type A III Blanc type Riesling - HL | | | | | | | | | | | | | |
| Mosel - Rheingau | 96,83 | - | 75,28 | - | 61,04 | - | - | - | - | 54,92 | 62,17 | - | 56,82 |
| La région viticole de la Moselle luxembourgeoise | - | - | - | - | - | - | - | - | - | - | - | - | - |
| | | | | | | | | | | | | | |

**BORDVIN FRA PRODUCENTEN
TAFELWEINE BEI DER ERZEUGUNG
ΕΠΙΤΡΑΠΕΖΙΟΙ ΟΙΝΟΙ ΣΤΗΝ ΠΑΡΑΓΩΓΗ
TABLE WINES, EX PRODUCER
VINS DE TABLE A LA PRODUCTION
VINI DA PASTO ALLA PRODUZIONE
TAFELWIJN, AF PRODUCENT**

**Vægtet gennemsnit af den ugentlige pris
Gewogener Durchschnitt der Wochenpreise
Σταθμισμένος μέσος όρος των εβδομαδιαίων τιμών
Weighted average of weekly prices
Moyenne pondérée des prix hebdomadaires
Media ponderata dei prezzi settimanali
Gewogen gemiddelde van de weekprijzen**

VINE
WEIN
OINOS
WINE
VINS
VINO
WIJNEN

ECU/

| | 1982/1983 | | | | | | | | | | | | |
|---|-----------|-------|-------|--------|-----|-----|-----|-----|-----|-----|-----|-----|------------|
| | SEP | OCT | NOV | DEC | JAN | FEB | MAR | APR | MAI | JUN | JUL | AUG | Ø CAMP. |
| Type R I Rouge 10 à 12° - degré HL | | | | | | | | | | | | | |
| Bastia | - | 2,568 | 2,578 | 2,568 | | | | | | | | | |
| Béziers | - | 2,677 | 2,705 | 2,664 | | | | | | | | | |
| Montpellier | - | 2,671 | 2,693 | 2,656 | | | | | | | | | |
| Narbonne | - | 2,681 | 2,683 | 2,651 | | | | | | | | | |
| Nîmes | - | 2,673 | 2,690 | 2,654 | | | | | | | | | |
| Perpignan | - | 2,881 | 2,717 | 2,678 | | | | | | | | | |
| Asti | 2,727 | 2,844 | 2,721 | 2,715 | | | | | | | | | |
| Firenze | 2,172 | 2,172 | 2,203 | 2,250 | | | | | | | | | |
| Lecce | - | - | - | - | | | | | | | | | |
| Pescara | 2,250 | 2,366 | 2,366 | 2,366 | | | | | | | | | |
| Reggio Emilia | 2,327 | 2,327 | 2,538 | 2,715 | | | | | | | | | |
| Treviso | 2,405 | 2,405 | 2,405 | 2,405 | | | | | | | | | |
| Verona (pour les vins locaux) | 2,510 | 2,521 | 2,521 | 2,521 | | | | | | | | | |
| Heraklion, Patras | - | - | - | - | | | | | | | | | |
| Type R II Rouge 13 à 14° - degré HL | | | | | | | | | | | | | |
| Bastia | 2,579 | 2,577 | 2,590 | 2,591 | | | | | | | | | |
| Brignoles | - | - | - | - | | | | | | | | | |
| Bari | 2,295 | 2,289 | 2,289 | 2,294 | | | | | | | | | |
| Barletta | - | - | - | - | | | | | | | | | |
| Cagliari | - | - | - | - | | | | | | | | | |
| Lecce | - | - | - | - | | | | | | | | | |
| Taranto | - | 2,250 | 2,315 | - | | | | | | | | | |
| Heraklion, Patras | - | - | - | - | | | | | | | | | |
| Type R III Rouge, portugais - HL | | | | | | | | | | | | | |
| Rheinpfalz-Rheinhessen (Hügelland) | - | 80,60 | 80,72 | 100,90 | | | | | | | | | |

**GENNEMSNISSPRISER OG REPRÆSENTATIVE PRISER
DURCHSCHNITTSPREISE UND REPRÄSENTATIVPREISE
ΜΕΣΕΣ ΚΑΙ ΑΝΤΙΠΡΟΣΩΠΕΥΤΙΚΕΣ ΤΙΜΕΣ
AVERAGE PRICES AND REPRESENTATIVE PRICES
PRIX REPRESENTATIFS COMMUNAUTAIRES
PREZZI MEDI E PREZZI RAPPRESENTATIVI
GEMIDDELDE PRIJZEN EN REPRESENTATIEVE PRIJZEN**
Bordvinstyper på de forskellige afsætningscentre
Tafelweinsarten auf den verschiedenen Handelsplätzen
Τύποι επιτραπέζιου οίνου στα διάφορα κέντρα εμπορίας
Table wines at the various marketing centres
Différents types de vin de table à la production
Tipi di vino da pasto sui differenti centri di commercializzazione
Tafelwijnsoorten op de verschillende commercialisatiecentra

VINE
WEIN
OINOS
WINE
VINS
VINO
WIJNEN

ECU/

| | 1982 | | | | | | | | | | | | |
|---|-------|-------|-------|-------|-------|-------|-------|-------|-------|-------|-------|-------|-------|
| | 21.9 | 28.9 | 5.10 | 12.10 | 19.10 | 26.10 | 3.11 | 9.11 | 16.11 | 23.11 | 30.11 | 7.12 | 14.12 |
| Type R I Rouge 10 à 12° - degré HL | - | - | - | 2,574 | 2,510 | 2,615 | 2,600 | - | 2,550 | 2,574 | 2,563 | 2,589 | 2,563 |
| Bastia | | | | | | | | | | | | | |
| Béziers | - | - | - | 2,684 | 2,671 | - | 2,687 | 2,704 | 2,720 | 2,720 | 2,705 | 2,681 | 2,705 |
| Montpellier | - | - | - | 2,671 | 2,671 | 2,671 | 2,687 | 2,695 | 2,695 | 2,695 | 2,695 | 2,695 | 2,695 |
| Narbonne | - | - | 2,663 | 2,679 | 2,687 | 2,687 | 2,695 | 2,687 | 2,671 | 2,679 | 2,679 | 2,687 | 2,712 |
| Nîmes | - | - | - | 2,673 | 2,673 | 2,673 | 2,687 | - | 2,687 | 2,687 | 2,695 | 2,695 | 2,695 |
| Perpignan | - | - | - | | 2,905 | 2,849 | 2,712 | - | 2,747 | 2,665 | 2,723 | 2,728 | 2,708 |
| Asti | 2,727 | 2,727 | - | 2,844 | - | 2,843 | 2,843 | 2,676 | 2,676 | 2,715 | - | 2,715 | 2,715 |
| Firenze | 2,172 | 2,172 | 2,172 | 2,172 | 2,172 | 2,172 | 2,172 | 2,211 | 2,211 | - | 2,211 | 2,250 | - |
| Lecce | - | - | - | - | - | - | - | - | - | - | - | - | - |
| Pescara | 2,250 | - | - | 2,366 | - | - | 2,366 | - | 2,366 | 2,366 | 2,366 | - | 2,366 |
| Reggio Emilia | - | - | 2,327 | - | - | - | - | 2,444 | 2,599 | 2,521 | 2,521 | - | - |
| Treviso | 2,405 | 2,405 | - | 2,405 | 2,405 | 2,405 | - | 2,405 | 2,405 | - | - | 2,405 | - |
| Verona (pour les vins locaux) | - | 2,521 | 2,521 | 2,521 | - | 2,521 | - | 2,521 | 2,521 | 2,521 | - | 2,521 | - |
| Heraklion, Patras | - | - | - | - | - | - | - | - | - | - | - | - | - |
| Type R II Rouge 13 à 14° - degré HL | | | | | | | | | | | | | |
| Bastia | - | 2,579 | 2,570 | 2,571 | 2,582 | 2,605 | 2,594 | 2,684 | 2,568 | 2,597 | 2,574 | 2,599 | 2,597 |
| Brignolés | - | - | - | - | - | - | - | - | - | - | - | - | - |
| Bari | 2,327 | 2,289 | 2,289 | 2,289 | 2,289 | - | 2,289 | 2,289 | 2,289 | 2,289 | 2,289 | 2,289 | 2,289 |
| Barletta | - | - | - | - | - | - | - | - | - | - | - | - | - |
| Cagliari | - | - | - | - | - | - | - | - | - | - | - | - | - |
| Lecce | - | - | - | - | - | - | - | - | - | - | - | - | - |
| Taranto | - | - | 2,250 | - | - | - | - | 2,289 | 2,366 | - | - | - | - |
| Heraklion, Patras | - | - | - | - | - | - | - | - | - | - | - | - | - |
| Type R III Rouge, portugais - HL Rheinpfalz-Rheinhessen (Hügelland) | - | - | 79,68 | 85,17 | - | - | 81,61 | 79,41 | - | - | 81,09 | 85,44 | - |

V

S U K K E R

Z U C K E R

Z A X A P H

S U G A R

S U C R E

Z U C C H E R O

S U I K E R

PRIX ET MONTANTS FIXES
 FESTGESETZTE PREISE UND BETRÄGE
 FIXED PRICES AND AMOUNTS
 FREZZI E IMPORTI FISSATI
 VASTGESTELDE PRIJZEN EN BEDRAGEN
 FASTSATTE PRISER OG BELØB

SUCRE
 ZUCKER
 SUGAR
 ZUCCHERO
 SUIKER
 SUKKER

| Produits Nature des prix ou des montants | 1968/ 69 | 1969/ 70 | 1970/ 71 | 1971/ 72 | 1972/ 73 | 1973/ 74 | 1974/75 | | 1975/ 76 | 1976/ 77 | |
|--|---------------------------------------|--|--|------------------------------|---|--|---|--------------------|--------------------------------|------------------|----------|
| | | | | | | | A | B 7.10.74 | | | |
| SUCRE | | | | | | | | | | | |
| Règl. de base | No. 1009/67/CEE du 18.12.1967 | | | | | | | | Règlement (CEE) No. 3330/74 | | |
| Période d'application | JUL - JUN | | | | | | | | | | |
| Règlement d'application | 430/68 432/68 767/68 2563/69 | 766/69 767/69 1201/69 2643/70 | 1205/70 1206/70 2811/71 2813/71 | 1061/71 1062/71 478/73 | 794/72 795/72 238/73 239/73 3266/73 | 1345/73 1637/73 3026/74 1766/73 239/73 | 1600/74 1599/74 239/73 2518/74 | 2496/74 2518/74 | 659/75 660/75 | 833/76 834/76 | |
| A. BETTERAVES | | | | | | | | | | | UC/Tm |
| - Prix minimum | | | | | | | | | | | |
| 1. Dans le quota de base. | | | | | | | | | | | |
| Comm. | 17,00 | 17,00 | 17,00 | 17,00 | 17,68 | 17,86 | 18,84 | 19,78 | 22,75 | 24,57 | |
| Ital. | 18,46 | 18,46 | 18,46 | 18,95 | 19,63 | 20,08 20,28(1) | 21,71 | 22,65 | 26,07 | 27,90 | |
| Irel. | | | | | 15,95(2) | 16,40 | 17,61 | 18,49 21,08(3) | 24,05 | 25,87 | |
| U.K. | | | | | 14,29(2) | 14,93 | 16,30 | 17,03 21,08(3) | 24,05 | 25,87 | |
| 2. Hors quota de base. | | | | | | | | | | | |
| Comm. | 10,00 | 10,00 | 10,00 | 10,00 | 10,40 | 10,50 | 11,08 | 11,63 | 22,75 | 17,20 | |
| Ital. | 11,46 | 11,46 | 11,46 | 11,95 | 12,35 | 12,72 12,85(1) | 13,95 | 14,50 | 26,07 | 20,53 | |
| Irel. | | | | | - | 10,50 | 11,08 | 11,63 12,93(3) | 24,05 | 18,50 | |
| U.K. | | | | | - | - | 11,08 | 11,63 12,93(3) | 24,05 | 18,50 | |
| B. SUCRE BLANC | | | | | | | | | | | |
| Qualité standard | 3e catég. | 3e catég. | 3e catég. | 2e catég. | 2e catég. | 2e catég. | 2e catég. | 2e catég. | 2e catég. | 2e catég. | UC/100kg |
| - Prix indicatif | 22,35 | 22,35 | 22,35 | 23,80 | 24,55 | 24,80 | 26,55 | 27,88 | 32,05 | 34,87 | |
| - Prix d'intervention | | | | | | | | | | | |
| Comm. | 21,23 | 21,23 | 21,23 | 22,61 | 23,34 | 23,57 | 25,22 | 26,48 | 30,45 | 33,14 | |
| Ital. | 22,35 | 22,35 | 22,35 | 24,11 | 24,84 | 25,28 25,53(1) | 27,43 | 28,69 | 33,00 | 35,70 | |
| DOM.(*) | 20,90 | 20,90 | 20,90 | 22,28 | 23,01 | 23,24 | 24,99 | 26,25 | 30,25 | 32,94 | |
| Irel. | | | | | 21,06(2) | 21,65 | 23,57 | 24,72 27,48(3) | 31,45 | 34,14 | |
| U.K. | | | | | 18,96(2) | 19,79 | 21,85 | 22,84 27,48(3) | 31,45 | 34,14 | |
| - Prix de seuil | 24,94 | 24,94 | 24,94 | 26,30 | 27,05 | 27,60 | 29,47 | 30,80 | 35,52 | 38,21 | |

- (1) Valable à partir du 1. 7.1973.
 (2) Valable à partir du 1. 2.1973.
 (3) Valable à partir du 1. 1.1975
 (*) = Dépt. franç. d'Outre-mer.

PRIX ET MONTANTS FIXES
 FESTGEGESETZTE PREISE UND BETRÄGE
 FIXED PRICES AND AMOUNTS
 PREZZI E IMPORTI FISSATI
 VASTIGESTELDE PRIJZEN EN BEDRAGEN
 FASTSATTE PRISER OG BELØB

SUCRE
 ZUCKER
 SUGAR
 ZUCCHERO
 SUIKER
 SUKKER

| Produits Nature des prix ou des montants | 1968/ 69 | 1969/ 70 | 1970/ 71 | 1971/ 72 | 1972/ 73 | 1973/ 74 | 1974/75 | | 1975/ 76 | 1976/ 77 |
|--|-------------|-------------|-------------|-------------|-------------|--------------------------|---------|--------------------------|-------------|-----------------|
| | | | | | | | A | B 7.10.74 | | |
| C. SUCRE BRUT | | | | | | | | | | <u>UC/100kg</u> |
| - Prix d'intervention | | | | | | | | | | |
| Comm. | 18,50 | 18,50 | 18,50 | 19,22 | 19,85 | 20,05 | 21,41 | 22,47 | 25,84 | 28,15 |
| Ital. | 19,54 | 19,54 | 19,54 | 20,60 | 21,23 | <u>21,62</u> 21,84(1) | 23,44 | 24,50 | 28,19 | 30,51 |
| DOM. (*) | 18,66 | 18,66 | 18,66 | 19,38 | 20,01 | 20,21 | 21,66 | 22,71 | 26,12 | 28,43 |
| Irel. | - | - | - | - | 17,90(2) | 18,41 | 20,01 | <u>21,02</u> 23,39(3) | 26,76 | 29,07 |
| U.K. | - | - | - | - | 14,79(2) | 15,69 | 17,57 | <u>18,37</u> 23,39(3) | 26,76 | 29,07 |
| - Prix de seuil | 22,37 | 22,37 | 22,37 | 23,07 | 23,73 | 24,21 | 25,78 | 26,90 | 30,97 | 33,28 |
| D. MELASSE | | | | | | | | | | <u>UC/100kg</u> |
| - Prix de seuil | 3,20 | 3,20 | 3,20 | 3,20 | 3,20 | 3,20 | 3,20 | 3,20 | 3,20 | 3,20 |
| E. COTISATION A LA PRODUCTION | | | | | | | | | | <u>UC/</u> |
| - Montant max./100kg | 8,97 | 8,97 | 8,97 | 9,10 | 9,36 | 9,46 | 10,44 | - | 0,00 | 9,94 |
| - Montant prov./100kg | 8,97 | 8,97 | 8,97 | 9,10 | - | - | - | - | - | - |
| - Montant déf./100kg | 8,97 | 8,97 | 8,10 | 6,99 | 3,38 | 0,00 | 0,00 | 0,00 | - | - |
| - Remboursement : | | | | | | | | | | |
| des producteurs en % | 60 | 60 | 60 | 59,12 | 60 | 60 | 60 | 60 | - | 60 |
| des fabricants/Tm/bett. | - | - | 0,68 | 1,62 | 4,66 | 7,36 | - | - | - | - |
| F. QUANTITES GARANTIES (Tm) | 6.594.000 | 6.352.500 | 6.487.500 | 6.480.000 | 6.480.000 | 7.925.000 | | | | |

- (1) Valable à partir du 1.7.1973.
 (2) Valable à partir du 1.2.1973.
 (3) Valable à partir du 1.1.1975
 (*) = Dépt. franç. d'Outre-mer.

PRIX ET MONTANTS FIXES
 FESTGESETZTE PREISE UND BETRÄGE
 FIXED PRICES AND AMOUNTS
 PREZZI E IMPORTI FISSATI
 VASTGESTELDE PRIJZEN EN BEDRAGEN
 FASTSATTE PRISER OG BELOEB

SUCRE
 ZUCKER
 SUGAR
 ZUCCHERO
 SUIKER
 SUKKER

| Produits Nature des prix ou des montants | 1977/ 78 | 1978/ 79 | 1979/ 80 | 1980/ 81 | 1981/ 82 | 1982/ 83 | 1983/ 84 | 1984/ 85 | 1985/ 86 | 1986/ 87 |
|--|------------------------------|--------------------|--------------------|-------------------------------|--------------------|-------------------------------|-------------|-------------|-------------|-------------|
| SUCRE | | | | | | | | | | |
| Règl. de base | N° 1009/67/CEE du 18.12.1967 | | | | | Règlement (CEE) N° 1785/81 | | | | |
| Période d'application | JUL - JUN | | | | | | | | | |
| Règlement d'application | 1112/77 1466/77 | 1398/78 1399/78 | 1008/79 1288/79 | 1593/80 1594/80 1698/80 | 1787/81 1788/81 | 1410/82 1411/82 | | | | |
| A. BETTERAVES | | | | | | | | | | |
| - Prix minimum 1. Dans le quota de base. | | UC/TM | | | | | | | | ECU/TM |
| Comm. | 25,43 | 25,94 | 31,36 | 31,83 | 33,10 | 35,19 | 38,53 | | | |
| Ital. | 28,72 | 28,02 | 33,87 | 34,35 | 35,62 | 37,71 | 41,05 | | | |
| Irel. | 26,73 | 27,24 | 32,93 | 33,40 | 34,67 | 36,76 | 40,10 | | | |
| U.K. | 26,73 | 27,24 | 32,93 | 33,40 | 34,67 | 36,76 | 40,10 | | | |
| 2. Hors quota de base. | | | | | | | | | | |
| Comm. | 17,80 | 18,16 | 21,95 | 22,28 | 23,17 | 24,42 | 23,79 | | | |
| Ital. | 21,09 | 20,24 | 24,47 | 24,80 | 25,69 | 26,94 | 26,31 | | | |
| Irel. | 19,10 | 19,46 | 23,53 | 23,85 | 24,74 | 25,99 | 25,36 | | | |
| U.K. | 19,10 | 19,46 | 23,53 | 23,85 | 24,74 | 25,99 | 25,36 | | | |
| B. SUCRE BLANC | | | | | | | | | | |
| Qualité standard | 2è catég. | | | | | | | | | |
| - Prix indicatif | 34,56 | 35,25 | 42,62 | 43,26 | 45,55 | 49,42 | 54,12 | | | ECU/100kg |
| - Prix d'intervent. | | | | | | | | | | |
| Comm. | 32,83 | 33,49 | 40,49 | 41,09 | 43,27 | 46,95 | 51,41 | | | |
| Ital. | 35,36 | 35,09 | 42,42 | 43,03 | 45,21 | 48,89 | 53,35 | | | |
| DOM. (*) | 32,63 | 33,29 | 40,25 | 40,85 | 43,03 | | | | | |
| Irel. | 33,83 | 34,49 | 41,70 | 42,30 | 44,48 | 48,16 | 52,62 | | | |
| U.K. | 33,83 | 34,49 | 41,70 | 42,30 | 44,48 | 48,16 | 52,62 | | | |
| - Prix de seuil | 39,72 | 40,20 | 48,60 | 49,28 | 53,30 | 58,57 | 63,79 | | | |

(*) Dépt. franç. d'Outre-mer.

PRIX ET MONTANTS FIXES
 FESTGESETZTE PREISE UND BETRÄGE
 FIXED PRICES AND AMOUNTS
 PREZZI E IMPORTI FISSATI
 VASTGESTELDE PRIJZEN EN BEDRAGEN
 FASTSATTE PRISER OG BELOEB

SUCRE
 ZUCKER
 SUGAR
 ZUCCHERO
 SUIKER
 SUKKER

| Produits | 1977/ | 1978/ | 1979/ | 1980/ | 1981/ | 1982/ | 1983/ | 1984/ | 1985/ | 1986/ |
|--------------------------------------|-------|--------------|-------|-------|-------|----------|----------|-------|-------|-----------|
| Nature des prix ou des montants | 78 | 79 | 80 | 81 | 82 | 83 | 84 | 85 | 86 | 87 |
| C. SUCRE BRUT | | UC/ 100kg | | | | | | | | ECU/100kg |
| - Prix d'intervention | | | | | | | | | | |
| Comm. | 27,25 | 27,81 | 33,62 | 34,13 | 35,89 | 38,58 | 42,63 | | | |
| Ital. | 27,25 | 27,81 | 33,62 | 34,13 | 35,89 | non fixé | non fixé | | | |
| DOM.(*) | 27,53 | 28,10 | 33,97 | 34,48 | 36,26 | non fixé | " | | | |
| Irel. | 27,25 | 27,81 | 33,62 | 34,13 | 35,89 | non fixé | " | | | |
| U.K. | 27,25 | 27,81 | 33,62 | 34,13 | 35,89 | non fixé | " | | | |
| - Prix de seuil | 34,06 | 34,45 | 41,65 | 42,23 | 45,71 | 49,85 | 54,72 | | | |
| D. MELASSE | | | | | | | | | | ECU/100kg |
| - Prix de seuil | 3,20 | 3,20 | 3,87 | 3,87 | 6,00 | 6,51 | 6,51 | | | |
| E. COTISATION A LA PRODUCTION | | | | | | | | | | ECU/ |
| - Montant max./ 100 kg. | 9,85 | 10,05 | 12,15 | 12,33 | 12,98 | 14,09 | - | | | |
| - Montant prov./ 100 kg | - | - | - | - | - | - | - | | | |
| - Montant déf./ 100 kg | 9,85 | 10,05 | 12,15 | 12,33 | 12,98 | 14,09 | - | | | |
| - Remboursement : | | | | | | | | | | |
| -des producteurs en % | 60 | 60 | 60 | 60 | 60 | - | - | | | |
| -des fabricants/ Rm/bett. | | | | | | | | | | |
| F. QUANTITES GARANTIES (Tm) | | | | | | | | | | |

(*) Dépt. franç. d'Outre-mer.

**AFGIFTER
ABSCHÖPFUNGEN
ΕΙΣΦΟΡΕΣ
LEVIES
PRELEVEMENTS
PRELIEVI
HEFFINGEN**

**SUKKER
ZUCKER
ΖΑΧΑΡΗ
SUGAR
SUCRE
ZUCCHERO
SUIKER**

ECU/100 kg

| Date de validité NOV | 1982 | | | | | | | | |
|-----------------------------------|------------------------------|---------------|---------------|----------|---|------------------------------|---------------|---------------|------------------------------------|
| | Prélèvements à l'importation | | | | | Prélèvements à l'exportation | | | |
| | Sucre blanc | Sucre brut | Sirops (1) | Mélasses | Betteraves et cannes à sucre (*) | Sucre blanc | Sucre brut | Sirops (1) | Betteraves et cannes à sucre |
| 1 | 41,24 | 36,60 | 0,4199 | | | | | | |
| 2 | 41,24 | 36,60 | 0,4199 | | | | | | |
| 3 | 41,24 | 36,60 | 0,4199 | | | | | | |
| 4 | 41,24 | 36,60 | 0,4124 | | | | | | |
| 5 | 40,66 | 36,23 | 0,4124 | | | | | | |
| 6 | 41,02 | 36,60 | 0,4124 | | | | | | |
| 7 | 41,02 | 36,60 | 0,4124 | | | | | | |
| 8 | 40,65 | 36,23 | 0,4124 | | | | | | |
| 9 | 40,65 | 36,23 | 0,4124 | | | | | | |
| 10 | 40,65 | 36,23 | 0,4124 | | | | | | |
| 11 | 40,65 | 36,23 | 0,4124 | | | | | | |
| 12 | 41,24 | 36,78 | 0,4124 | | | | | | |
| 13 | 41,24 | 36,78 | 0,4124 | | | | | | |
| 14 | 41,24 | 36,78 | 0,4124 | | | | | | |
| 15 | 41,24 | 36,78 | 0,4124 | | | | | | |
| 16 | 40,39 | 36,23 | 0,5166 | | | | | | |
| 17 | 40,39 | 36,78 | 0,5166 | | | | | | |
| 18 | 39,84 | 35,68 | 0,5166 | | | | | | |
| 19 | 39,84 | 35,68 | 0,5166 | | | | | | |
| 20 | 39,84 | 35,68 | 0,5166 | | | | | | |
| 21 | 39,84 | 35,68 | 0,5166 | | | | | | |
| 22 | 39,84 | 35,68 | 0,5166 | | | | | | |
| 23 | 38,23 | 34,95 | 0,5166 | | | | | | |
| 24 | 38,23 | 34,95 | 0,5166 | | | | | | |
| 25 | 38,74 | 36,40 | 0,5166 | | | | | | |
| 26 | 39,25 | 36,40 | 0,5166 | | | | | | |
| 27 | 39,25 | 36,40 | 0,5166 | | | | | | |
| 28 | 39,25 | 36,40 | 0,5166 | | | | | | |
| 29 | 39,25 | 36,40 | 0,5166 | | | | | | |
| 30 | 39,25 | 36,05 | 0,5166 | | | | | | |
| 0 | 40,22 | 36,24 | 0,4653 | | | | | | |

(1) 1 % de teneur en saccharose

(*) Betteraves à sucre fraîches 29,81
 Betteraves à sucre sèches 102,47 Rêgl. 1812/81 du 1.7.81
 Cannes à sucre 20,49

ECU/100 kg

| Date de validité DEC | 1982 | | | | | | | | |
|-----------------------------------|------------------------------|---------------|---------------|----------|---|------------------------------|---------------|---------------|------------------------------------|
| | Prélèvements à l'importation | | | | | Prélèvements à l'exportation | | | |
| | Sucre blanc | Sucre brut | Sirops (1) | Mélasses | Betteraves et cannes à sucre (*) | Sucre blanc | Sucre brut | Sirops (1) | Betteraves et cannes à sucre |
| 1 | 38,13 | 35,70 | 0,4892 | 0 | | | | | |
| 2 | 38,42 | 35,70 | 0,4892 | 0,12 | | | | | |
| 3 | 38,42 | 35,96 | 0,4892 | 0,12 | | | | | |
| 4 | 38,84 | 35,96 | 0,4892 | 0,12 | | | | | |
| 5 | 38,84 | 35,96 | 0,4892 | 0,12 | | | | | |
| 6 | 38,84 | 35,96 | 0,4892 | 0,12 | | | | | |
| 7 | 38,84 | 36,47 | 0,4892 | 0,12 | | | | | |
| 8 | 38,47 | 35,61 | 0,4892 | 0,12 | | | | | |
| 9 | 38,47 | 36,13 | 0,4892 | 0,01 | | | | | |
| 10 | 38,47 | 36,13 | 0,4892 | 0,01 | | | | | |
| 11 | 38,47 | 36,13 | 0,4892 | 0,01 | | | | | |
| 12 | 38,47 | 36,13 | 0,4892 | 0,01 | | | | | |
| 13 | 38,47 | 36,13 | 0,4892 | 0,01 | | | | | |
| 14 | 40,14 | 38,02 | 0,4892 | 0,01 | | | | | |
| 15 | 39,71 | 38,02 | 0,4892 | 0,01 | | | | | |
| 16 | 39,71 | 38,02 | 0,4892 | 0,01 | | | | | |
| 17 | 39,71 | 37,68 | 0,4892 | 0,01 | | | | | |
| 18 | 39,20 | 37,33 | 0,4892 | 0,01 | | | | | |
| 19 | 39,20 | 37,33 | 0,4892 | 0,01 | | | | | |
| 20 | 39,20 | 37,33 | 0,4892 | 0,01 | | | | | |
| 21 | 38,82 | 36,99 | 0,4892 | 0,01 | | | | | |
| 22 | 39,18 | 37,33 | 0,4892 | 0,01 | | | | | |
| 23 | 39,18 | 37,70 | 0,4892 | 0,01 | | | | | |
| 24 | 39,44 | 37,70 | 0,4892 | 0,01 | | | | | |
| 25 | 39,44 | 37,70 | 0,4892 | 0,01 | | | | | |
| 26 | 39,44 | 37,70 | 0,4892 | 0,01 | | | | | |
| 27 | 39,44 | 37,70 | 0,4892 | 0,01 | | | | | |
| 28 | 39,44 | 37,70 | 0,4892 | 0,01 | | | | | |
| 29 | 39,44 | 37,70 | 0,4892 | 0,01 | | | | | |
| 30 | 39,44 | 38,16 | 0,4892 | 0,13 | | | | | |
| 31 | 39,44 | 37,83 | 0,4892 | 6,13 | | | | | |
| 0 | 39,06 | 36,96 | 0,4892 | 0,04 | | | | | |

(1) 1 % de teneur en saccharose

(*) Betteraves à sucre fraîches 29,81
Betteraves à sucre sèches 102,47 Rêgl. 1812/81 du 1.7.81
Cannes à sucre 20,49

**AFGIFTER VED INDFØRSEL
ABSCHÖPFUNGEN BEI DER EINFUHR
ΕΙΣΦΟΡΕΣ ΚΑΤΑ ΤΗΝ ΕΙΣΑΓΩΓΗ
LEVIES ON IMPORTS
PRELEVEMENTS A L'IMPORTATION
PRELIEVI ALL'IMPORTAZIONE
HEFFINGEN BIJ DE INVOER**

**SUKKER
ZUCKER
ΖΑΧΑΡΗ
SUGAR
SUCRE
ZUCCHERO
SUIKER**

ECU/100 kg

| Produkt Produkte Προϊόντα Products Produits Prodotti Produkten | 1982 | | | | | | 1983 | | | | | | Ø |
|--|--------|--------|--------|--------|--------|--------|------|-----|-----|-----|-----|-----|---|
| | JUL | AUG | SEP | OCT | NOV | DEC | JAN | FEB | MAR | APR | MAI | JUN | |
| S B L | 36,37 | 41,42 | 42,85 | 42,81 | 40,22 | 39,06 | | | | | | | |
| S B R | 34,36 | 36,51 | 38,98 | 38,05 | 36,24 | 36,96 | | | | | | | |
| M E L | 0 | 0 | 0 | 0 | 0 | 0,04 | | | | | | | |
| S I R (1) | 0,3625 | 0,4118 | 0,4284 | 0,4269 | 0,4653 | 0,4892 | | | | | | | |

| Produkt Produkte Προϊόντα Products Produits Prodotti Produkten | 1983 | | | | | | 1984 | | | | | | Ø |
|--|------|-----|-----|-----|-----|-----|------|-----|-----|-----|-----|-----|---|
| | JUL | AUG | SEP | OCT | NOV | DEC | JAN | FEB | MAR | APR | MAI | JUN | |
| S B L | | | | | | | | | | | | | |
| S B R | | | | | | | | | | | | | |
| M E L | | | | | | | | | | | | | |
| S I R (1) | | | | | | | | | | | | | |

- (1) Basisafgift for 100 kg af et af de produkter der er omhandlet i artikel 1 st. 1 d) i forordning nr. 3330/74/EØF i RE for et saccharoseindhold på 1 %
Grundbetrag der Abschöpfung für 100 kg eines Produktes, aufgeführt im Artikel 1, Absatz 1 unter d) der Verordnung Nr. 3330/74/EWG, in RE je 1 v. H.
Saccharosegehalt.
Βασικό σύνολο εισφοράς για 100 χgr. ενός από τα προϊόντα αυτά όπως καθορίζονται στο άρθρο 1 παράγραφος 1 υπό στοιχείο δ του κανονισμού αριθ. 3330/74 ΕΟΚ, σε ΑΜ για περιεχόμενο ζάχαρης 1 %
Basic amount levied on 100 kg of one of these products as found in Article 1, paragraph 1 under d) of Regulation No 3330/74/EEC, in u.a. for a sugar content of 1%
Montant de base du prélèvement pour 100 kg d'un des produits visés à l'article 1^{er}, paragraphe 1, sous d), du règlement n° 3330/74/CEE, en UC pour une teneur en saccharose de 1 %
Importo di base del prelievo per 100 kg di uno dei prodotti di cui all'articolo 1 paragrafo 1, lettera d) del regolamento n. 3330/74/CEE, in UC per un contenuto in saccarosio dell' 1 %
Basisbedrag van de heffingen voor 100 kg van één der produkten vermeld in Artikel 1, par. 1, lid d) van Verordening nr. 3330/74/EEG, in RE per 1 % saccharose gehalte.

**IMPORTPRISER
EINFUHRPREISE
ΤΙΜΕΣ ΚΑΤΑ ΤΗΝ ΕΙΣΑΓΩΓΗ
IMPORT PRICES
PRIX A L'IMPORTATION
PREZZI ALL'IMPORTAZIONE
INVOERPRIJZEN**

**SUKKER
ZUCKER
ΖΑΧΑΡΗ
SUGAR
SUCRE
ZUCCHERO
SUIKER**

CAF / CIF ROTTERDAM

ECU-RE-UA/100 kg

| Ø annuelles (campagne JUL-JUN) (*) | Sucre blanc | Sucre brut | Mélasses | Ø mensuelles | Sucre blanc | Sucre brut | Mélasses |
|--|----------------|---------------|----------|-----------------|----------------|---------------|----------|
| 1968/69 | 5,81 | 6,80 | 2,42 | <u>1980/81</u> | | | |
| 1969/70 | 6,99 | 8,30 | 3,02 | JUL | 51,64 | 45,84 | 10,26 |
| 1970/71 | 9,78 | 10,66 | 3,35 | AUG | 55,38 | 53,44 | 10,54 |
| 1971/72 | 14,95 | 13,99 | 3,36 | SEP | 58,73 | 58,07 | 10,66 |
| 1972/73 | 19,50 | 17,52 | 4,39 | OCT | 68,02 | 67,96 | 10,91 |
| 1973/74 | 33,52 | 30,33 | 6,20 | NOV | 68,39 | 68,06 | 11,46 |
| 1974/75 | 62,79 | 57,33 | 5,56 | DEC | 57,99 | 54,09 | 11,86 |
| 1975/76 | 29,68 | 27,35 | 4,44 | JAN | 58,07 | 52,27 | 12,34 |
| 1976/77 | 20,05 | 16,91 | 4,92 | FEB | 56,50 | 51,18 | 12,43 |
| 1977/78 | 14,08 | 13,08 | 3,75 | MAR | 52,25 | 45,72 | 12,79 |
| 1978/79 | 16,07 | 14,86 | 6,89 | APR | 40,49 | 38,04 | 12,09 |
| 1979/80 | 33,11 | 30,96 | 9,77 | MAI | 37,41 | 33,60 | 11,43 |
| 1980/81 | 53,94 | 50,58 | 11,46 | JUN | 42,37 | 38,67 | 10,71 |
| | | | | <u>1981/82</u> | | | |
| | | | | JUL | 43,80 | 39,96 | 9,92 |
| | | | | AUG | 39,35 | 36,92 | 9,47 |
| | | | | SEP | 28,87 | 28,27 | 8,65 |
| | | | | OCT | 30,92 | 26,98 | 7,87 |
| | | | | NOV | 30,37 | 26,73 | 7,71 |
| | | | | DEC | 31,23 | 29,57 | 8,14 |
| | | | | JAN | 31,51 | 29,40 | 8,07 |
| | | | | FEB | 32,87 | 30,65 | 8,32 |
| | | | | MAR | 30,12 | 27,00 | 8,31 |
| | | | | AVR | 29,42 | 24,23 | 8,32 |
| | | | | MAI | 25,89 | 19,81 | 7,38 |
| | | | | JUN | 24,57 | 17,79 | 7,14 |
| | | | | <u>82/83</u> | 27,37 | 20,42 | 7,47 |
| | | | | AUG | 22,16 | 18,12 | 6,79 |
| | | | | SEP | 20,93 | 15,67 | 6,92 |
| | | | | OCT | 21,00 | 16,72 | 6,64 |
| | | | | NOV | 23,84 | 18,57 | 6,63 |
| | | | | DEC | 24,55 | 17,56 | 6,45 |

(*) Les Ø annuelles 1968/69 - 1977/78 sont exprimées en UC/100 kg.

INDFØRSELPRISER
EINFUHRPREISE
ΤΙΜΕΣ ΚΑΤΑ ΤΗΝ ΕΙΣΑΓΩΓΗ
IMPORT PRICES
PRIX A L'IMPORTATION
PREZZI ALL'IMPORTAZIONE
INVOERPRIJZEN

Omgående levering, standardkvalitet
Prompte Lieferung, Standardqualität
Άμεση παράδοση, ποιτικός τύπος
Immediate delivery, standard quality
Livraison rapprochée, qualité type
Pronta consegna, qualità tipo
Directe levering, standaardkwaliteit

SUKKER
ZUCKER
ZAXAPH
SUGAR
SUCRE
ZUCCHERO
SUIKER

CAF / CIF ROTTERDAM

ECU/100 kg

| Oprindelse Herkunft Προέλευση Origin Provenance Provenienza Herkomst | Leveringsbetingel. Lieferbedingungen Όροι παράδοσης Terms of delivery Cond. livraison Cond. di consegna Leveringsvoorw. | 1982 | | | | | | 1983 | | | | | | Ø | |
|--|---|--|-------|-------|-------|-------|-------|---------------------------|-----|-----|-----|-----|-----|---|--|
| | | JUL | AUG | SEP | OCT | NOV | DEC | JAN | FEB | MAR | APR | MAI | JUN | | |
| HVIDT SUKKER SUCRE BLANC | | WEISSZUCKER ZUCCHERO BIANCO | | | | | | Λευκή ζάχαρη | | | | | | WHITE SUGAR WITTE SUIKER | |
| Any origin | sacs | 27,52 | 22,60 | 21,56 | 21,77 | 25,08 | 25,49 | | | | | | | | |
| Europe de l'Est | sacs | | | | | | | | | | | | | | |
| Polska | sacs | | | | | | | | | | | | | | |
| Ostdeutschland | sacs | | | | | | | | | | | | | | |
| United Kingdom | sacs | 27,37 | 22,16 | 20,92 | 21,00 | 23,84 | 24,55 | | | | | | | | |
| | | | | | | | | | | | | | | | |
| RASUKKER SUCRE BRUT | | ROHZUCKER ZUCCHERO GREGGIO | | | | | | Άκατέργαστη ζάχαρη | | | | | | RAW SUGAR RUWE SUIKER | |
| Any origin | | 20,42 | 18,11 | 15,67 | 16,72 | 18,56 | 17,56 | | | | | | | | |
| Polska | vrac | | | | | | | | | | | | | | |
| | | | | | | | | | | | | | | | |
| | | | | | | | | | | | | | | | |
| | | | | | | | | | | | | | | | |
| | | | | | | | | | | | | | | | |
| MELASSE MELASSE | | MELASSEN MELASSO | | | | | | Μελάσα | | | | | | MULASSE MELASSE | |
| Europe de l'Est | | | | | | | | | | | | | | | |
| Polska | | | | | | | | | | | | | | | |
| Cuba | | | | | | | | | | | | | | | |
| Caraïbes | | 7,47 | 6,79 | 6,92 | 6,64 | 6,63 | 6,45 | | | | | | | | |
| South Africa | | | | | | | | | | | | | | | |
| Mozambique | | | | | | | | | | | | | | | |

VERDENSMARKEDPRISEN
WELTMARKTPREISE
ΤΙΜΕΣ ΣΤΗ ΔΙΕΘΝΗ ΑΓΟΡΑ
WORLD MARKET PRICES
PRIX SUR LE MARCHÉ MONDIAL
PREZZI DEL MERCATO MONDIALE
WERELDMARKTPRIJZEN

SUKKER
ZUCKER
ZAXAPH
SUGAR
SUCRE
ZUCCHERO
SUIKER

ECU-RE-UA/100 kg

| Ø annuelles (campagne JUL - JUN) (1) | Bourse de Paris | London Daily Price Sucre brut | London Daily Price Sucre blanc | New York Contrat n° 8 ou 11 (juin 1971) | Ø mensuelles | Bourse de Paris | London Daily Price Sucre brut | London Daily Price Sucre blanc | New York Contrat n° 8 ou 11 (juin 1971) |
|--|-----------------------|-------------------------------------|--------------------------------------|--|----------------------|-----------------------|-------------------------------------|--------------------------------------|--|
| 1961/62 | - | 6,46 | - | 5,79 | <u>1981/82</u> | | | | |
| 1962/63 | - | 12,81 | - | 12,23 | JUL | 42,90 | 39,85 | 43,54 | 34,53 |
| 1963/64 | - | 23,06 | - | 19,05 | AUG | 38,59 | 36,92 | 38,83 | 32,53 |
| 1964/65 | 8,19 | 7,90 | - | 6,72 | SEP | 28,44 | 28,27 | 29,02 | 24,37 |
| 1965/66 | 5,76 | 5,57 | - | 4,44 | OCT | 29,66 | 26,98 | 29,97 | 24,58 |
| 1966/67 | 4,84 | 4,71 | - | 3,93 | NOV | 29,42 | 26,80 | 29,41 | 24,24 |
| 1967/68 | 4,98 | 5,16 | - | 4,39 | DEC | 30,42 | 29,58 | 30,51 | 26,43 |
| 1968/69 | 6,29 | 6,87 | - | 6,11 | JAN | 30,73 | 29,40 | 30,67 | 26,97 |
| 1969/70 | 7,51 | 8,24 | - | 7,38 | FEB | 32,13 | 30,65 | 32,11 | 27,97 |
| 1970/71 | 10,99 | 10,59 | - | 9,51 | MAR | 29,64 | 26,98 | 29,47 | 24,20 |
| 1971/72 | 15,75 | 13,99 | - | 13,22 (*) | AVR | 28,92 | 24,22 | 28,88 | 21,07 |
| 1972/73 | 19,30 | 17,53 | - | 16,80 (*) | MAI | 25,28 | 19,79 | 25,24 | 17,33 |
| 1973/74 | 37,52 | 33,53 | - | 27,34 (*) | JUN | 23,71 | 17,79 | 23,49 | 15,23 |
| 1974/75 | 66,60 | 57,36 | - | 54,39 (*) | 22/83 JUL | 25,76 | 20,41 | 26,11 | 18,06 |
| 1975/76 | 29,47 | 27,39 | 29,35 | 25,74 (*) | AUG | 21,09 | 18,19 | 21,04 | 15,66 |
| 1976/77 | 19,85 | 16,90 | 20,05 | 15,14 (*) | SEP | 20,14 | 15,66 | 20,07 | 13,76 |
| 1977/78 | 13,55 | 13,06 | 13,76 | - | OCT | 20,40 | 16,72 | 20,30 | 14,08 |
| 1978/79 | 15,45 | 14,87 | 15,54 | - | NOV | 23,18 | 18,54 | 23,49 | 15,64 |
| 1979/80 | 32,32 | 30,91 | 32,73 | 25,81 | DEC | 23,50 | 17,53 | 24,08 | 14,54 |
| 1980/81 | 53,58 | 50,59 | 53,88 | 46,79 | | | | | |

Paris : Sucre blanc, fob arrimé ports européens désignés, en sacs neufs.

London : Sucre brut, 98°, cif U.K. ex cale.

New York : Sucre blanc, fob arrimé ports européens désignés, en sacs neufs.

New York : Sucre brut, 98°, fob arrimé Caraïbes.

(*) Contrat n° 11.

(1) Les Ø annuelles sont exprimées en UC/100 kg de 1961/62 à 1977/78.

V I

I S O G L U C O S E

I S O G L U K O S E

I Σ Ο Γ Λ Υ Κ Ο Ζ Η

I S O G L U C O S E

I S O G L U C O S E

I S O G L U C O S I O

I S O G L U C O S E

**AFGIFTER VED INDFØRSEL FRA TREDJELANDE
 ABSCHÖPFUNGEN BEI EINFUHR AUS DRITTLÄNDERN
 ΕΙΣΦΟΡΕΣ ΚΑΤΑ ΤΗΝ ΕΙΣΑΓΩΓΗ ΑΠΟ ΤΡΙΤΕΣ ΧΩΡΕΣ
 LEVIES ON IMPORTS FROM THIRD COUNTRIES
 PRELEVEMENTS A L'IMPORTATION DES PAYS TIERS
 PRELIEVI ALL'IMPORTAZIONE DAI PAESI TERZI
 HEFFINGEN BIJ INVOER UIT DERDE LANDEN**

**ISOGLUCOSE
 ISOGLUCOSE
 ΙΣΟΓΛΥΚΟΖΗ
 ISOGLUCOSE
 ISOGLUCOSE
 ISOGLUCOSIO
 ISOGLUCOSIO**

ECU/100 kg
 Tørstof
 Trockenstoff
 Ξηρό ούσιο
 Dry matter
 Matière sèche
 Materia secca
 Droge stof

| Tarifnummer Tarifnummer Δασμολογική κλάση Tariff No N° tarifaire N. Tariffario Tariefnummer | 1982 | | | | | | 1983 | | | | | | |
|---|-------|-------|-------|-------|-------|-------|------|-----|-----|-----|-----|-----|-----|
| | JUL | AUG | SEP | OCT | NOV | DEC | JAN | FEB | MAR | APR | MAI | JUN | JUL |
| 17.01 D I | 45,71 | 49,34 | 52,51 | 52,57 | 51,66 | 48,92 | | | | | | | |
| 21.07 F III | 45,71 | 49,34 | 52,51 | 52,57 | 51,66 | 48,92 | | | | | | | |

**RESTITUTION
 ERSTATTUNG
 ΕΠΙΣΤΡΟΦΗ
 REFUND
 RESTITUTION
 RESTITUZIONE
 RESTITUTIE**

| Tarifnummer Tarifnummer Δασμολογική κλάση Tariff No N° tarifaire N. Tariffario Tariefnummer | 1982 | | | | | | 1983 | | | | | | |
|---|-------|-------|-------|-------|-------|-------|------|-----|-----|-----|-----|-----|-----|
| | JUL | AUG | SEP | OCT | NOV | DEC | JAN | FEB | MAR | APR | MAI | JUN | JUL |
| 17.02 D I | 34,99 | 34,55 | 36,20 | 36,91 | 34,55 | 32,68 | | | | | | | |
| 21.07 F III | 34,99 | 34,55 | 36,20 | 36,91 | 34,55 | 32,68 | | | | | | | |

V I I

S V I N E K Ø D
S C H W E I N E F L E I S C H
X O I P E I O K P E A Σ
P I G M E A T
V I A N D E P O R C I N E
C A R N E S U I N A
V A R K E N S V L E E S

**SLUSEPRISER
EINSCHLEUSUNGSPREISE
ΤΙΜΕΣ ΑΝΑΣΧΕΣΕΩΣ
SLUICE-GATE PRICES
PRIX D'ECLUSE
PREZZI LIMITE
SLUISPRIJZEN**

**Afgifter ved indførsler fra tredjelande
Abschöpfungen bei Einfuhr aus Drittländern
Εισφορές κατά την εισαγωγή από τρίτες χώρες
Levies on imports from third countries
Prélèvements à l'importation des pays tiers
Prelevi all'importazione dai paesi terzi
Heffingen bij invoer uit derde landen**

**SVINEKØD
SCHWEINFLEISCH
ΧΟΙΡΕΙΟ ΚΡΕΑΣ
PIGMEAT
VIANDE PORCINE
CARNE SUINA
VARKENSVLEES**

I = Slusepriser – Einschleusungspreise – Τιμές ανασχέσεως – Sluice-gate prices – Prix d'écluse – Prezzi limite – Sluisprijzen
II = Afgifter – Abschöpfungen – Εισφορές – Levies – Prélèvements – Prelevi – Heffingen

ECU/100 kg

| Tarifnummer Tarifnummer Δασμολογική κλάση Tariff No N° tarifaire N. Tariffario Tariefnummer | 1982 | | | | | | | | | | | | | | |
|---|---|-------------------|---|-------------------|--------------------|---------------------|--|--|-------------------|--|--|--|--|--|--|
| | 1.11 - 31.1.82 | 1.2. - 30.4.82 | 1.5 - 31.7.82 | 1.8 - 31.10.82 | 1.11.82 31.1.83 | 1.2.83 - 30.4.83 | | | | | | | | | |
| | A. Slagtede svin Porcs abattus | | Geschlachtete Schweine Suini macellati | | | | Βεφαγμένα χοιροειδή Geslachte varkens | | Pig carcasses | | | | | | |
| 02. 01 A III a) 1 | I | 136,44 | 130,29 | 130,29 | 132,30 | 127,19 | 122,17 | | | | | | | | |
| | II | 34,53 | 38,07 | 38,07 | 46,44 | 50,84 | 55,02 | | | | | | | | |
| | B. Levende svin Porcs vivants | | Lebende Schweine Suini vivi | | | | Ζώντα χοιροειδή Levende varkens | | Live pigs | | | | | | |
| 01. 03 A II b) | I | 104,92 | 100,19 | 100,19 | 101,74 | 97,81 | 93,95 | | | | | | | | |
| | II | 26,56 | 29,28 | 29,28 | 35,71 | 39,09 | 42,31 | | | | | | | | |
| | C. Levende søer Trruies vivantes | | Lebende Sauen Scrofe vive | | | | Ζώντα θήλεα χοιροειδή Levende zeugen | | Live sows | | | | | | |
| 01. 03 A II a) | I | 89,23 | 85,21 | 85,21 | 86,52 | 83,18 | 79,90 | | | | | | | | |
| | II | 22,58 | 24,90 | 24,90 | 30,37 | 33,25 | 35,99 | | | | | | | | |
| | D. Deele Pièces de la découpe | | Teilstücke Pezzi staccati | | | | Τεμάχια Deelstukken | | Cuts | | | | | | |
| | 1. Skinke Jambons | | Schinken Prosciutti | | | | Ζαμπόν Hammen | | Hams | | | | | | |
| 02. 01 A III a) 2 | I | 197,83 | 188,91 | 188,91 | 191,84 | 184,42 | 177,15 | | | | | | | | |
| | II | 50,07 | 55,20 | 55,20 | 67,34 | 73,71 | 79,78 | | | | | | | | |
| | 2. Bov Epaules | | Schultern Spalle | | | | Όμοπλάτες Schouders | | Shoulders | | | | | | |
| 02. 01 A III a) 3 | I | 152,81 | 145,92 | 145,92 | 148,18 | 142,45 | 136,83 | | | | | | | | |
| | II | 38,68 | 42,64 | 42,64 | 52,01 | 56,94 | 61,63 | | | | | | | | |
| | 3. Kam (Karbonade) Longes | | Kotelettstränge Lombate | | | | Θωρακο-οσφυϊκή χώρα Karbonaden | | Loins | | | | | | |
| 02. 01 A III a) 4 | I | 221,03 | 211,06 | 211,06 | 214,33 | 206,05 | 197,92 | | | | | | | | |
| | II | 55,94 | 61,68 | 61,68 | 75,23 | 82,35 | 89,14 | | | | | | | | |
| | 4. Brystflaesk Poitrines | | Bäuche Pancette (ventresche) | | | | Στήθη Buiken | | Bellies (streaky) | | | | | | |
| 02. 01 A III a) 5 | I | 118,70 | 113,35 | 113,35 | 115,10 | 110,65 | 106,29 | | | | | | | | |
| | II | 30,04 | 33,12 | 33,12 | 40,40 | 44,23 | 47,87 | | | | | | | | |
| | E. Svinespaek (fersk) Lard (frais) | | Schweinespeck (frisch) Lardo fresco | | | | Λαρόδιον (φρεσκο) Spek (vers) | | Pig fat (fresh) | | | | | | |
| 02. 05 A I | I | 54,57 | 52,11 | 52,11 | 52,92 | 50,88 | 48,87 | | | | | | | | |
| | II | 13,81 | 15,23 | 15,23 | 18,58 | 20,33 | 22,00 | | | | | | | | |
| | F. Halve baconkroppe Demi-carcasses de bacon | | Baconhälften Mezzene bacon | | | | Ήμιμέρια bacon Baconhälften | | Bacon sides | | | | | | |
| 02. 06 B I a) 2 aa) | I | 174,64 | 166,77 | 166,77 | 169,34 | 162,80 | - | | | | | | | | |
| | II | 44,20 | 48,73 | 48,73 | 59,44 | 65,07 | - | | | | | | | | |
| | G. Fedt af svin Saindoux | | Schweineschmalz Strutto | | | | Λίπος χοίρειον "Sain-doux" Reuzel | | Lard | | | | | | |
| 15. 01. A II | I | 43,66 | 41,69 | 41,69 | 42,34 | 40,70 | 39,09 | | | | | | | | |
| | II | 11,05 | 12,18 | 12,18 | 14,86 | 16,27 | 17,61 | | | | | | | | |

**PRISER KONSTATETERET PÅ HJEMMEMARKEDET
PREISE FESTGESTELLT AUF DEM INLÄNDISCHEN MARKT
ΤΙΜΕΣ ΔΙΑΠΙΣΤΩΘΕΙΣΕΣ ΣΤΗΝ ΕΣΩΤΕΡΙΚΗ ΑΓΟΡΑ
PRICES RECORDED ON THE INTERNAL MARKET
PRIX CONSTATES SUR LE MARCHÉ INTERIEUR
PREZZI CONSTATATI SUL MERCATO NAZIONALE
PRIJZEN WAARGENOMEN OP DE BINNENLANDSE MARKT**

**SVINEKØD
SCHWEINEFLEISCH
ΧΟΙΠΕΙΟ ΚΡΕΑΣ
PIGMEAT
VIANDE PORCINE
CARNE SUINA
VARKENSVLEES**

MN/100 kg PAB

| Markeder Märkte Ἀγορές Markets Marchés Mercati Markten | Beskrivelse Beschreibung Περιγραφή Description Description Descrizione Omschrijving | 1982 | | | | | | | | | | | |
|--|---|---------|---------|---------|---------|---------|---------|---------|---------|---------|---------|---------|---------|
| | | JAN | FEB | MAR | APR | MAI | JUN | JUL | AUG | SEP | OCT | NOV | DEC |
| BELGIQUE - BELGIE | | | | | | | | | | | | | |
| ANDERLECHT | Porcs/Varkens classe II | 7335.8 | 6789.3 | 6692,3 | 6641,1 | 7029,8 | 7248,7 | 7.601,7 | 7578,2 | 7815,8 | 7781,7 | 7800,3 | 7667,5 |
| Ø 3 MARCHES MARKTEN | Porcs/Varkens classe E | 8216.5 | 7826.3 | 7782,8 | 7729,1 | 8037,8 | 8263,4 | 8.588,4 | 8720,8 | 8924,6 | 8918,6 | 8968,0 | 8958,0 |
| | Porcs/Varkens classe I | 7818.0 | 7262.3 | 7191,7 | 7126,6 | 7497,1 | 7704,3 | 8.015,9 | 8138,6 | 8309,7 | 8298,8 | 8336,5 | 8236,2 |
| | Porcs/Varkens classe II | 7319.3 | 6609.3 | 6638,3 | 6634,9 | 7075,4 | 7245,4 | 7.487,4 | 7588,4 | 7736,8 | 7708,0 | 7743,5 | 7572,6 |
| | Porcs/Varkens classe III | 6736.6 | 6137.3 | 6222,6 | 6245,8 | 6636,0 | 6760,8 | 6.866,2 | 7093,2 | 7247,2 | 7192,0 | 7268,9 | 6971,0 |
| | Porcs/Varkens classe IV | 6535.2 | 5972.8 | 6024,2 | 6004,9 | 6406,3 | 6521,2 | 6.592,7 | 6827,8 | 7023,8 | 6957,9 | 6963,5 | 6599,5 |
| DANMARK | | | | | | | | | | | | | |
| KØBENHAVN | Svin Klasse E | 1437.35 | 1420,00 | 1342,74 | 1276,60 | 1300,74 | 1347,00 | 1353,00 | 1353,00 | 1375,80 | 1404,55 | 1411,00 | 1411,00 |
| | Svin Klasse I | 1388.48 | 1374,00 | 1291,74 | 1229,07 | 1253,74 | 1300,00 | 1306,00 | 1306,00 | 1328,80 | 1357,55 | 1364,00 | 1364,00 |
| | Svin Klasse II | 1328.48 | 1300,50 | 1196,74 | 1141,00 | 1166,74 | 1211,40 | 1217,00 | 1217,00 | 1241,00 | 1270,55 | 1277,00 | 1277,00 |
| | Svin Klasse III | 1280.48 | 1237,50 | 1118,74 | 1063,00 | 1088,74 | 1135,00 | 1141,00 | 1141,00 | 1163,80 | 1192,55 | 1199,00 | 1199,00 |
| | Svin Klasse IV | | | | | | | | | | | | |
| BR DEUTSCHLAND | | | | | | | | | | | | | |
| Ø 12 MÄRKTE | Schweine Handelsklasse E | 487,87 | 452,75 | 448,52 | 427,23 | 441,68 | 455,00 | 464,13 | 479,48 | 487,83 | 477,84 | 476,27 | 474,26 |
| | Schweine Handelsklasse I | 459,39 | 422,50 | 420,90 | 398,77 | 414,65 | 427,43 | 436,39 | 452,52 | 460,87 | 450,06 | 448,73 | 447,65 |
| | Schweine Handelsklasse II | 435.55 | 398,35 | 395,93 | 373,77 | 387,48 | 399,88 | 409,83 | 425,94 | 433,92 | 425,74 | 424,49 | 423,26 |
| | Schweine Handelsklasse III | 399,48 | 362,50 | 361,00 | 339,07 | 355,16 | 367,20 | 376,39 | 392,74 | 401,10 | 390,06 | 389,97 | 386,90 |
| | Schweine Handelsklasse IV | 330,26 | 310,50 | 315,32 | 287,70 | 298,71 | 308,30 | 310,00 | 322,42 | 336,97 | 319,42 | 324,60 | 327,74 |
| ΕΛΛΑΣ | | | | | | | | | | | | | |
| Ø 7 ΑΓΟΡΕΣ | Χοίροι-Τάξις E | | | | | | | | | | | | |
| | Χοίροι-Τάξις I | | | | | | | | | | | | |
| | Χοίροι-Τάξις II | 11620.9 | 11571,4 | 11175,3 | 10138,4 | 10215,6 | 10337,1 | 10795,8 | 12525,9 | 12720,2 | 13005,4 | 13103,3 | 13198,1 |
| | Χοίροι-Τάξις III | | | | | | | | | | | | |
| | Χοίροι-Τάξις IV | | | | | | | | | | | | |
| FRANCE | | | | | | | | | | | | | |
| Ø 8 MARCHES | Porcs classe E | | | | | | | | | | | | |
| | Porcs classe I | | | | | | | | | | | | |
| | Porcs classe II | 1046.50 | 991.66 | 993,17 | 987,13 | 1037,13 | 1067,20 | 1105,33 | 1119,12 | 1167,32 | 1162,05 | 1156,81 | 1136,55 |
| | Porcs classe III | 1004.88 | 948.88 | 949,37 | 943,48 | 992,94 | 1022,58 | 1058,70 | 1072,71 | 1122,91 | 1116,50 | 1110,69 | 1090,53 |
| | Porcs classe IV | | | | | | | | | | | | |
| IRELAND | | | | | | | | | | | | | |
| Ø 5 MARKETS | Pigs class E | 119.990 | 117,594 | 115,626 | 113,870 | 115,188 | 119,724 | 118,340 | 116,090 | 113,536 | 112,918 | 111,606 | 111,202 |
| | Pigs class I | 110.240 | 117,654 | 115,626 | 113,870 | 115,188 | 119,724 | 118,340 | 116,090 | 113,536 | 112,918 | 111,606 | 111,202 |
| | Pigs class II | 110.334 | 107,405 | 106,118 | 104,473 | 106,108 | 111,064 | 109,764 | 107,424 | 104,519 | 103,303 | 102,890 | 102,538 |
| | Pigs class III | 110.160 | 107,326 | 106,074 | 104,418 | 106,080 | 110,986 | 109,784 | 107,530 | 104,590 | 103,300 | 102,788 | 102,416 |
| | Pigs class IV | 110.160 | 107,326 | 106,074 | 104,418 | 106,080 | 110,986 | 109,784 | 107,530 | 107,530 | 103,300 | 102,788 | 102,416 |

**PRISER KONSTATERT PÅ HJEMMEMARKEDET
PREISE FESTGESTELLT AUF DEM INLÄNDISCHEN MARKT
ΤΙΜΕΣ ΔΙΑΠΙΣΤΩΘΕΙΣΕΣ ΣΤΗΝ ΕΣΩΤΕΡΙΚΗ ΑΓΟΡΑ
PRICES RECORDED ON THE INTERNAL MARKET
PRIX CONSTATES SUR LE MARCHÉ INTERIEUR
PREZZI CONSTATATI SUL MERCATO NAZIONALE
PRIJZEN WAARGENOMEN OP DE BINNENLANDSE MARKT**

**SVINEKØD
SCHWEINEFLEISCH
ΧΟΙΠΕΙΟ ΚΡΕΑΣ
PIGMEAT
VIANDE PORCINE
CARNE SUINA
VARKENSVLEES**

MN/100 kg PAB

| Markeder Märkte Αγορές Markets Marchés Mercati Markten | Beskrivelse Beschreibung Περιγραφή Description Descrizione Omschrijving | 1982 | | | | | | | 1983 | | | | | |
|--|--|---------|---------|---------|---------|---------|---------|---------|---------|---------|---------|---------|---------|--|
| | | NOV | | | | DEC | | | JAN | | | | | |
| | | 08-14 | 15-21 | 22-28 | 29-05 | 06-12 | 13-19 | 20-26 | 27-02 | 03-09 | 10-16 | 17-23 | 24-30 | |
| BELGIQUE - BELGIE | | | | | | | | | | | | | | |
| ANDERLECHT | Porcs/Varkens classe II | 7807,0 | 7812,0 | 7787,0 | 7749,0 | 7616,0 | 7649,0 | 7693,0 | 7648,0 | 7642,0 | 7640,0 | 7494,0 | 7428,0 | |
| Ø 3 MARCHES MARKTEN | Porcs/Varkens classe E | 8993,0 | 8901,0 | 8958,0 | 8902,0 | 8923,0 | 8960,0 | 9019,0 | 8975,0 | 9019,0 | 8909,0 | 8778,0 | 8698,0 | |
| | Porcs/Varkens classe I | 8382,0 | 8285,0 | 8313,0 | 8218,0 | 8250,0 | 8250,0 | 8223,0 | 8234,0 | 8277,0 | 8150,0 | 8045,0 | 7942,0 | |
| | Porcs/Varkens classe II | 7794,0 | 7702,0 | 7717,0 | 7589,0 | 7610,0 | 7563,0 | 7553,0 | 7545,0 | 7596,0 | 7502,0 | 7448,0 | 7288,0 | |
| | Porcs/Varkens classe III | 7282,0 | 7280,0 | 7290,0 | 7008,0 | 7001,0 | 7016,0 | 6913,0 | 6910,0 | 7005,0 | 6905,0 | 6880,0 | 6727,0 | |
| | Porcs/Varkens classe IV | 6864,0 | 7000,0 | 6991,0 | 6697,0 | 6700,0 | 6600,0 | 6500,0 | 6500,0 | 6600,0 | 6500,0 | 6500,0 | 6443,0 | |
| DANMARK | | | | | | | | | | | | | | |
| KØBENHAVN | Svin Klasse E | 1411,00 | 1411,00 | 1411,00 | 1411,00 | 1411,00 | 1411,00 | 1411,00 | 1411,00 | 1411,00 | 1411,00 | 1351,00 | 1351,00 | |
| | Svin Klasse I | 1364,00 | 1364,00 | 1364,00 | 1364,00 | 1364,00 | 1364,00 | 1364,00 | 1364,00 | 1364,00 | 1364,00 | 1304,00 | 1304,00 | |
| | Svin Klasse II | 1277,00 | 1277,00 | 1277,00 | 1277,00 | 1277,00 | 1277,00 | 1277,00 | 1277,00 | 1277,00 | 1277,00 | 1217,00 | 1217,00 | |
| | Svin Klasse III | 1199,00 | 1199,00 | 1199,00 | 1199,00 | 1199,00 | 1199,00 | 1199,00 | 1199,00 | 1199,00 | 1199,00 | 1139,00 | 1139,00 | |
| | Svin Klasse IV | - | - | - | - | - | - | - | - | - | - | - | - | |
| BR DEUTSCHLAND | | | | | | | | | | | | | | |
| Ø 12 MÄRKTE | Schweine Handelsklasse E | 479,00 | 479,00 | 475,00 | 473,00 | 477,00 | 475,00 | 474,00 | 471,00 | | | | | |
| | Schweine Handelsklasse I | 451,00 | 452,00 | 448,00 | 445,00 | 450,00 | 448,00 | 448,00 | 446,00 | | | | | |
| | Schweine Handelsklasse II | 426,42 | 427,17 | 424,00 | 420,58 | 425,08 | 424,00 | 423,58 | 421,92 | 408,58 | 392,58 | 373,00 | 367,00 | |
| | Schweine Handelsklasse III | 393,00 | 393,00 | 389,00 | 386,00 | 392,00 | 389,00 | 381,00 | 386,00 | | | | | |
| | Schweine Handelsklasse IV | 325,00 | 327,00 | 326,00 | 326,00 | 327,00 | 332,00 | 331,00 | 320,00 | | | | | |
| ΕΛΛΑΣ | | | | | | | | | | | | | | |
| Ø 7 ΑΓΟΡΕΣ | Χοίροι-Τάξις E | | | | | | | | | | | | | |
| | Χοίροι-Τάξις I | | | | | | | | | | | | | |
| | Χοίροι-Τάξις II | 13129,9 | 13054,4 | 13063,3 | 13080,6 | 13199,3 | 13276,7 | 13216,0 | 13178,9 | 13147,3 | 13277,0 | 13240,0 | 13653,6 | |
| | Χοίροι-Τάξις III | | | | | | | | | | | | | |
| | Χοίροι-Τάξις IV | | | | | | | | | | | | | |
| FRANCE | | | | | | | | | | | | | | |
| Ø 8 MARCHES | Porcs classe E | | | | | | | | | | | | | |
| | Porcs classe I | | | | | | | | | | | | | |
| | Porcs classe II | 1162,00 | 1157,63 | 1152,88 | 1149,75 | 1142,13 | 1132,50 | 1130,63 | 1129,50 | 1114,38 | 1101,63 | 1093,88 | 1073,00 | |
| | Porcs classe III | 1116,13 | 1111,25 | 1106,88 | 1103,75 | 1095,50 | 1086,38 | 1085,38 | 1083,38 | 1067,63 | 1055,50 | 1046,13 | 1025,25 | |
| | Porcs classe IV | | | | | | | | | | | | | |
| IRELAND | | | | | | | | | | | | | | |
| Ø 5 MARKETS | Pigs class E | | | | | | | | | | | | | |
| | Pigs class I | | | | | | | | | | | | | |
| | Pigs class II | 102,890 | 102,890 | 102,888 | 102,888 | 102,762 | 102,764 | 102,130 | 102,130 | 102,304 | 102,130 | 101,346 | 101,124 | |
| | Pigs class III | | | | | | | | | | | | | |
| | Pigs class IV | | | | | | | | | | | | | |

PRISER KONSTATETERET PÅ HJEMMEMARKEDET
PREISE FESTGESTELLT AUF DEM INLÄNDISCHEN MARKT
ΤΙΜΕΣ ΔΙΑΠΙΣΤΩΘΕΙΣΕΣ ΣΤΗΝ ΕΣΩΤΕΡΙΚΗ ΑΓΟΡΑ
PRICES RECORDED ON THE INTERNAL MARKET
PRIX CONSTATES SUR LE MARCHÉ INTERIEUR
PREZZI CONSTATATI SUL MERCATO NAZIONALE
PRIJZEN WAARGENOMEN OP DE BINNENLANDSE MARKT

SVINEKØD
SCHWEINEFLEISCH
XOΙΠΕΙΟ ΚΡΕΑΣ
PIGMEAT
VIANDE PORCINE
CARNE SUINA
VARKENSVLEES

MN/100 kg PAB

| Markeder Märkte Ἀγορὲς Markets Marchés Mercati Markten | Beskrivelse Beschreibung Περιγραφή Description Descrizione Omschrijving | 1982 | | | | | | | | | | | |
|--|--|---------|---------|---------|---------|---------|---------|---------|---------|---------|---------|---------|---------|
| | | JAN | FEB | MAR | APR | MAI | JUN | JUL | AUG | SEP | OCT | NOV | DEC |
| ITALIA | | | | | | | | | | | | | |
| Ø 7 MERCATI | Suini classe I | | | | | | | | | | | | |
| | Suini classe II | 229338 | 224.321 | 221.246 | 216775 | 223.589 | 212.373 | 212.396 | 223.322 | 243.602 | 251.901 | 256.723 | 240.206 |
| | Suini classe III | | | | | | | | | | | | |
| LUXEMBOURG | | | | | | | | | | | | | |
| Ø 2 MARCHES | Porcs classe E | 8679.0 | 8500.0 | 8243,5 | 8251,7 | 8296,8 | 8516,7 | 8698,4 | 8898,4 | 9068,3 | 9200,0 | 9200,0 | 9200,0 |
| | Porcs classe I | 8590.3 | 8287.5 | 8025,8 | 8110,0 | 8155,6 | 8366,7 | 8603,2 | 8750,0 | 8857,5 | 8967,7 | 9000,0 | 9000,0 |
| | Porcs classe II | 8085.5 | 7787.5 | 7480,6 | 7633,3 | 7696,8 | 7933,3 | 8137,1 | 8322,6 | 8408,3 | 8500,0 | 8500,0 | 8500,0 |
| | Porcs classe III | 7808.1 | 7512.5 | 7108,1 | 7220,0 | 7248,4 | 7561,7 | 7758,1 | 7845,2 | 7980,0 | 8167,7 | 8200,0 | 8200,0 |
| | Porcs classe IV | | | | | | | | | | | | |
| NEDERLAND | | | | | | | | | | | | | |
| Ø 4 MARKTEN | Varkens klasse E | 462.52 | 428.60 | 423,19 | 401,25 | 420,52 | 429,88 | 436,32 | 454,13 | 462,13 | 454,18 | 474,19 | 476,54 |
| | Varkens klasse I | 448.19 | 414.26 | 408,85 | 386,95 | 406,19 | 415,56 | 421,99 | 439,82 | 447,83 | 439,86 | 459,85 | 462,20 |
| | Varkens klasse II | 442.36 | 408.58 | 403,11 | 381,35 | 400,44 | 409,82 | 416,26 | 434,08 | 442,08 | 434,12 | 454,13 | 456,48 |
| | Varkens klasse III | 426.11 | 392.21 | 386,81 | 364,87 | 384,12 | 393,51 | 399,55 | 417,75 | 425,76 | 417,79 | 437,81 | 440,16 |
| | Varkens klasse IV | 418.96 | 385.61 | 380,20 | 358,27 | 377,53 | 386,93 | 393,35 | 411,16 | 419,17 | 411,20 | 431,23 | 433,58 |
| UNITED KINGDOM | | | | | | | | | | | | | |
| Ø 5 REGIONS | Pigs class E | | | | | | | | | | | | |
| | Pigs class I | 104.504 | 102,928 | 102,533 | 100,986 | 98,300 | 97,201 | 97,072 | 94,543 | 95,288 | 97,646 | 98,657 | 97,975 |
| | Pigs class II | 97.977 | 96,935 | 96,381 | 94,835 | 91,813 | 90,715 | 90,425 | 88,147 | 88,846 | 91,170 | 92,057 | 91,420 |
| | Pigs class III | 90.969 | 89,853 | 89,148 | 87,981 | 84,957 | 83,946 | 83,398 | 81,504 | 81,302 | 84,326 | 85,419 | 84,588 |
| | Pigs class IV | 86.266 | 86,938 | 87,326 | 85,742 | 82,292 | 82,027 | 80,412 | 79,686 | 79,380 | 82,788 | 83,364 | 82,394 |

**PRISER KONSTATERT PÅ HJEMMEMARKEDET
PREISE FESTGESTELLT AUF DEM INLÄNDISCHEN MARKT
ΤΙΜΕΣ ΔΙΑΠΙΣΤΩΘΕΙΣΣΕΣ ΣΤΗΝ ΕΣΩΤΕΡΙΚΗ ΑΓΟΡΑ
PRICES RECORDED ON THE INTERNAL MARKET
PRIX CONSTATES SUR LE MARCHÉ INTERIEUR
PREZZI CONSTATATI SUL MERCATO NAZIONALE
PRIJZEN WAARGENOMEN OP DE BINNENLANDSE MARKT**

**SVINEKØD
SCHWEINEFLEISCH
ΧΟΙΡΕΙΟ ΚΡΕΑΣ
PIGMEAT
VIANDE PORCINE
CARNE SUINA
VARKENSVLEES**

MN/100 kg PAB

| Markeder Märkte Ἀγορές Markets Marchés Mercati Markten | Beskrivelse Beschreibung Περιγραφή Description Descrizione Omschrijving | 1982 | | | | | | | | 1983 | | | | |
|--|--|---------|---------|---------|---------|---------|---------|---------|---------|---------|---------|---------|---------|--------|
| | | NDV | | | | DEC | | | | JAN | | | | |
| | | 08-14 | 15-21 | 22-28 | 29-05 | 06-12 | 13-19 | 20-26 | 27-02 | 03-09 | 10-16 | 17-23 | 24-30 | |
| ITALIA | | | | | | | | | | | | | | |
| Ø 7 MERCATI | Suini classe I | | | | | | | | | | | | | |
| | Suini classe II | 261.950 | 258.167 | 249.400 | 244.333 | 244.917 | 240.083 | 235.317 | 236.500 | 232.400 | 232.033 | 237.583 | 236.867 | |
| | Suini classe III | | | | | | | | | | | | | |
| LUXEMBOURG | | | | | | | | | | | | | | |
| Ø 2 MARCHES | Porcs classe E | 9200,0 | 9200,0 | 9200,0 | 9200,0 | 9200,0 | 9200,0 | 9200,0 | 9200,0 | 9200,0 | 9200,0 | 9000,0 | 9000,0 | |
| | Porcs classe I | 9000,0 | 9000,0 | 9000,0 | 9000,0 | 9000,0 | 9000,0 | 9000,0 | 9000,0 | 9000,0 | 9000,0 | 9000,0 | 8900,0 | 8800,0 |
| | Porcs classe II | 8500,0 | 8500,0 | 8500,0 | 8500,0 | 8500,0 | 8500,0 | 8500,0 | 8500,0 | 8500,0 | 8500,0 | 8500,0 | 8500,0 | 8400,0 |
| | Porcs classe III | 8200,0 | 8200,0 | 8200,0 | 8200,0 | 8200,0 | 8200,0 | 8200,0 | 8200,0 | 8200,0 | 8200,0 | 8200,0 | 8200,0 | 8200,0 |
| | Porcs classe IV | | | 8000,0 | | | | | | | | | | |
| NEDERLAND | | | | | | | | | | | | | | |
| Ø 4 MARKTEN | Varkens klasse E | 472,80 | 478,08 | 478,08 | 473,30 | 478,08 | 478,08 | 478,08 | 473,30 | 466,78 | 450,15 | 433,35 | 427,35 | |
| | Varkens klasse I | 458,50 | 463,73 | 463,73 | 458,98 | 463,73 | 463,73 | 463,73 | 458,98 | 452,48 | 435,75 | 419,13 | 413,05 | |
| | Varkens klasse II | 452,75 | 458,03 | 458,03 | 453,23 | 458,03 | 458,03 | 458,03 | 453,23 | 446,73 | 430,00 | 413,30 | 406,95 | |
| | Varkens klasse III | 436,45 | 441,70 | 441,70 | 436,93 | 441,70 | 441,70 | 441,70 | 436,93 | 430,38 | 413,68 | 396,95 | 390,98 | |
| | Varkens klasse IV | 429,85 | 435,13 | 435,13 | 430,33 | 435,13 | 435,13 | 435,13 | 430,33 | 423,78 | 407,08 | 390,35 | 384,40 | |
| UNITED KINGDOM | | | | | | | | | | | | | | |
| Ø 5 REGIONS | Pigs class E | | | | | | | | | | | | | |
| | Pigs class I | 98,680 | 98,640 | 98,640 | 98,200 | 98,160 | 97,850 | 97,860 | 97,830 | 96,950 | 95,120 | 92,820 | 91,270 | |
| | Pigs class II | 92,160 | 91,850 | 92,010 | 91,700 | 91,480 | 91,540 | 91,270 | 91,100 | 90,200 | 88,950 | 86,800 | 85,060 | |
| | Pigs class III | 85,540 | 85,710 | 85,410 | 84,670 | 84,140 | 84,740 | 84,710 | 84,750 | 83,330 | 82,600 | 80,430 | 79,120 | |
| | Pigs class IV | 84,420 | 84,190 | 82,160 | 82,720 | 82,930 | 82,590 | 81,980 | 81,620 | 81,370 | 77,800 | 79,120 | 75,720 | |

**REFERENCEKVALITET
REFERENZQUALITÄT
ΠΟΙΟΤΗΣ ΑΝΑΦΟΡΑΣ
REFERENCE QUALITY
QUALITE DE REFERENCE
QUALITA DI RIFERIMENTO
REFERENTIEKWALITEIT**

**Markedspriser
Marktpreise
Τιμές της αγοράς
Market prices
Prix de marché
Prezzi di mercato
Marktprijzen**

**SVINEKØD
SCHWEINEFLEISCH
ΧΟΙΡΕΙΟ ΚΡΕΑΣ
PIGMEAT
VIANDE PORCINE
CARNE SUINA
VARKENSVLEES**

100 kg/PAB

| Markeder Märkte Αγορές Markets Marchés Mercati Markten | Beskrivelse Beschreibung Περιγραφή Description Description Omschrijving | 1982 | | | | | | | | | | | | |
|--|--|------|---------|---------|---------|---------|---------|---------|---------|---------|---------|---------|---------|---------|
| | | JAN | FEB | MAR | APR | MAI | JUN | JUL | AUG | SEP | OCT | NOV | DEC | |
| BELGIQUE - BELGIE | | | | | | | | | | | | | | |
| Ø ANDERLECHT + 3 MARCHES MARKTEN | Porcs classe II Varkens klasse II | BFR | 7327,5 | 6699,3 | 6665,3 | 6.638,0 | 7052,6 | 7247,0 | 7544,7 | 7589,3 | 7776,3 | 7744,9 | 7771,9 | 7620,0 |
| | | ECU | 179.603 | 164.203 | 163,371 | 162,702 | 165,457 | 168,625 | 175,551 | 176,450 | 180,941 | 180,209 | 172,822 | 169,446 |
| DANMARK | | | | | | | | | | | | | | |
| KØBENHAVN | Svin Klasse II | DKR | 1328,48 | 1300,50 | 1196,74 | 1141,00 | 1166,74 | 1211,40 | 1217,00 | 1217,00 | 1241,00 | 1270,55 | 1277,00 | 1277,00 |
| | | ECU | 167.756 | 164,222 | 151,120 | 141,851 | 142,909 | 147,946 | 147,819 | 147,802 | 150,717 | 154,305 | 155,089 | 155,089 |
| BR DEUTSCHLAND | | | | | | | | | | | | | | |
| Ø 12 MÄRKTE | Schweine Klasse II | DM | 435,55 | 398,35 | 395,93 | 373,77 | 387,48 | 399,88 | 409,83 | 425,94 | 433,92 | 425,74 | 424,49 | 423,26 |
| | | ECU | 163.949 | 149,948 | 149,036 | 140,695 | 145,854 | 150,521 | 154,268 | 160,334 | 163,336 | 160,257 | 164,836 | 164,358 |
| ΕΛΛΑΣ | | | | | | | | | | | | | | |
| Ø 7 ΑΓΟΡΕΣ | Χοίροι τάξης II | APX | 11620,9 | 11571,4 | 11175,3 | 10138,4 | 10215,6 | 10337,1 | 10795,8 | 12525,9 | 12720,2 | 13005,4 | 13103,3 | 13198,1 |
| | | ECU | 189.126 | 188,319 | 181,873 | 164,999 | 159,892 | 159,023 | 162,290 | 188,210 | 191,130 | 195,416 | 196,886 | 198,311 |
| FRANCE | | | | | | | | | | | | | | |
| Ø 8 MARCHES | Porcs classe II | FF | 1046,50 | 991,66 | 993,17 | 987,13 | 1037,13 | 1067,20 | 1105,33 | 1119,12 | 1167,32 | 1162,05 | 1156,81 | 1136,55 |
| | | ECU | 171.935 | 162.926 | 163,173 | 162,182 | 167,868 | 172,250 | 178,404 | 180,631 | 188,410 | 167,560 | 181,553 | 178,373 |
| IRELAND | | | | | | | | | | | | | | |
| Ø 5 MARKETS | Pigs class II | IRL | 110.334 | 107,405 | 106,118 | 104,473 | 106,108 | 111,064 | 109,764 | 107,424 | 104,519 | 103,303 | 102,890 | 102,538 |
| | | ECU | 161.037 | 156,762 | 154,884 | 152,483 | 154,870 | 161,986 | 158,870 | 155,459 | 151,255 | 149,495 | 148,898 | 148,388 |
| ITALIA | | | | | | | | | | | | | | |
| Ø 7 MERCATI | Suini classe II | LIT | 229338 | 224.321 | 221.246 | 216775 | 223.589 | 212,373 | 212.396 | 223322 | 243602 | 251.901 | 256.723 | 240.206 |
| | | ECU | 182.304 | 178,316 | 175,872 | 172,317 | 177,734 | 168,818 | 168,836 | 177,522 | 193,642 | 200,239 | 199,165 | 186,351 |
| LUXEMBOURG | | | | | | | | | | | | | | |
| Ø 2 MARCHES | Porcs classe II | LFR | 8085,5 | 7787,5 | 7480,6 | 7633,3 | 7696,8 | 7933,3 | 8137,1 | 8322,6 | 8408,3 | 8500,0 | 8500,0 | 8500,0 |
| | | ECU | 198.181 | 190.877 | 183,356 | 187,098 | 180,597 | 184,595 | 189,335 | 193,651 | 195,647 | 197,780 | 189,013 | 189,013 |
| NEDERLAND | | | | | | | | | | | | | | |
| Ø 4 MARKTEN | Varkens Klasse II | HFL | 442,36 | 408,58 | 403,11 | 381,35 | 400,44 | 409,82 | 416,26 | 434,08 | 442,08 | 434,12 | 454,13 | 456,48 |
| | | ECU | 157.247 | 145.238 | 143,292 | 135,560 | 142,346 | 145,679 | 147,968 | 154,303 | 157,146 | 154,315 | 164,802 | 165,654 |
| UNITED KINGDOM | | | | | | | | | | | | | | |
| Ø 5 REGIONS | Pigs class II | UKL | 97.977 | 96,935 | 96,381 | 94,835 | 91,813 | 90,715 | 90,425 | 88,147 | 88,846 | 91,170 | 92,057 | 91,420 |
| | | ECU | 158.371 | 156,687 | 155,791 | 153,292 | 148,407 | 146,632 | 146,164 | 142,482 | 143,612 | 147,367 | 148,802 | 147,773 |
| Ø COMMUNAUTAIRE | | ECU | 167,561 | 158,470 | 155,774 | 150,024 | 153,620 | 155,750 | 158,401 | 162,680 | 167,690 | 167,906 | 169,322 | 167,045 |

REFERENCKVALITET
 REFERENZQUALITÄT
 ΠΟΙΟΤΗΣ ΑΝΑΦΟΡΑΣ
 REFERENCE QUALITY
 QUALITE DE REFERENCE
 QUALITA DI RIFERIMENTO
 REFERENTIEKVALITEIT

Markedspriser
 Marktpreise
 Τιμές τής αγοράς
 Market prices
 Prix de marché
 Prezzi di mercato
 Marktprijzen

SVINEKØD
 SCHWEINEFLEISCH
 ΧΟΙΠΕΙΟ ΚΡΕΑΣ
 PIGMEAT
 VIANDE PORCINE
 CARNE SUINA
 VARKENSVLEES

100 kg/PAB

| Markeder Märkte Αγορές Markets Marchés Mercati Markten | Beskrivelse Beschreibung Περιγραφή Description Description Descrizione Omschrijving | 1982 | | | | | | | | 1983 | | | | |
|---|---|-------|---------|---------|---------|---------|---------|---------|---------|---------|---------|---------|---------|---------|
| | | NOV | | | | DEC | | | | JAN | | | | |
| | | 08-14 | 15-21 | 22-28 | 29-05 | 06-12 | 13-19 | 20-26 | 27-02 | 03-09 | 10-16 | 17-23 | 24-30 | |
| BELGIQUE - BELGIE | | | | | | | | | | | | | | |
| Ø ANDERLECHT + 3 MARCHES MARKTEN | Porcs classe II Varkens klasse II | BFR | 7800,5 | 7757,0 | 7752,0 | 7669,0 | 7613,0 | 7606,0 | 7623,0 | 7596,5 | 7619,0 | 7571,0 | 7471,0 | 7358,0 |
| | | ECU | 173,458 | 172,491 | 172,380 | 170,534 | 169,289 | 169,133 | 169,511 | 168,922 | 169,422 | 168,355 | 166,131 | 163,618 |
| DANMARK | | | | | | | | | | | | | | |
| KØBENHAVN | Svin Klasse II | DKR | 1277,00 | 1277,00 | 1277,00 | 1277,00 | 1277,00 | 1277,00 | 1277,00 | 1277,00 | 1277,00 | 1277,00 | 1217,00 | 1217,00 |
| | | ECU | 155,089 | 155,089 | 155,089 | 155,089 | 155,089 | 155,089 | 155,089 | 155,089 | 155,089 | 155,089 | 147,802 | 147,802 |
| BR DEUTSCHLAND | | | | | | | | | | | | | | |
| Ø 12 MÄRKTE | Schweine Klasse II | DM | 426,42 | 427,17 | 424,00 | 420,58 | 425,08 | 424,00 | 423,58 | 421,92 | 408,58 | 392,58 | 373,00 | 367,00 |
| | | ECU | 165,584 | 165,876 | 164,645 | 163,317 | 165,064 | 164,645 | 164,482 | 163,837 | 156,657 | 152,444 | 144,841 | 142,511 |
| ΕΛΛΑΣ | | | | | | | | | | | | | | |
| Ø 7 ΑΓΟΡΕΣ | Χοίροι τόξικ II | APX | 13129,9 | 13054,4 | 13063,3 | 13080,6 | 13199,3 | 13276,7 | 13216,0 | 13178,9 | 13147,3 | 13277,0 | 13240,0 | 13653,6 |
| | | ECU | 197,286 | 196,151 | 196,285 | 196,545 | 198,329 | 199,492 | 198,580 | 198,022 | 197,547 | 199,496 | 198,940 | 205,155 |
| FRANCE | | | | | | | | | | | | | | |
| Ø 8 MARCHES | Porcs classe II | FF | 1162,00 | 1157,63 | 1152,88 | 1149,75 | 1142,13 | 1132,50 | 1130,63 | 1129,50 | 1114,38 | 1101,63 | 1093,88 | 1073,00 |
| | | ECU | 182,368 | 181,682 | 180,936 | 180,445 | 179,249 | 177,738 | 177,444 | 177,267 | 174,894 | 172,893 | 171,677 | 168,400 |
| IRELAND | | | | | | | | | | | | | | |
| Ø 5 MARKETS | Pigs class II | IRL | 102,890 | 102,890 | 102,888 | 102,888 | 102,762 | 102,764 | 102,130 | 102,130 | 102,304 | 102,130 | 101,346 | 101,124 |
| | | ECU | 148,897 | 148,897 | 148,894 | 148,894 | 148,712 | 148,715 | 147,797 | 147,797 | 148,049 | 147,797 | 146,663 | 146,342 |
| ITALIA | | | | | | | | | | | | | | |
| Ø 7 MERCATI | Suini classe II | LIT | 261.950 | 258.167 | 249.400 | 244.333 | 244.917 | 240.083 | 235.317 | 236.500 | 232.400 | 232.033 | 237.583 | 236.867 |
| | | ECU | 203,220 | 200,285 | 193,483 | 189,552 | 190,005 | 186,255 | 182,558 | 183,476 | 180,295 | 180,010 | 184,316 | 183,760 |
| LUXEMBOURG | | | | | | | | | | | | | | |
| Ø 2 MARCHES | Porcs classe II | LFR | 8500,0 | 8500,0 | 8500,0 | 8500,0 | 8500,0 | 8500,0 | 8500,0 | 8500,0 | 8500,0 | 8500,0 | 8500,0 | 8400,0 |
| | | ECU | 189,013 | 189,013 | 189,013 | 189,013 | 189,013 | 189,013 | 189,013 | 189,013 | 189,013 | 189,013 | 189,013 | 186,789 |
| NETHERLAND | | | | | | | | | | | | | | |
| Ø 4 MARKTEN | Varkens Klasse II | HFL | 452,75 | 458,03 | 458,03 | 453,23 | 458,03 | 458,03 | 458,03 | 453,23 | 446,73 | 430,00 | 413,80 | 406,95 |
| | | ECU | 164,300 | 166,216 | 166,216 | 164,474 | 166,216 | 166,216 | 166,216 | 164,474 | 162,115 | 156,044 | 149,984 | 147,679 |
| UNITED KINGDOM | | | | | | | | | | | | | | |
| Ø 5 REGIONS | Pigs class II | UKL | 92,160 | 91,850 | 92,010 | 91,700 | 91,480 | 91,540 | 91,270 | 91,100 | 90,200 | 88,950 | 86,800 | 85,060 |
| | | ECU | 148,968 | 148,467 | 148,726 | 148,225 | 147,869 | 147,966 | 147,530 | 147,255 | 145,800 | 143,780 | 140,304 | 137,492 |
| Ø COMMUNAUTAIRE | | ECU | 170,122 | 169,882 | 168,660 | 167,366 | 167,874 | 167,117 | 166,554 | 166,148 | 163,531 | 160,403 | 156,343 | 154,483 |

Udvikling for suinekøds priser⁽¹⁾
i EF landene

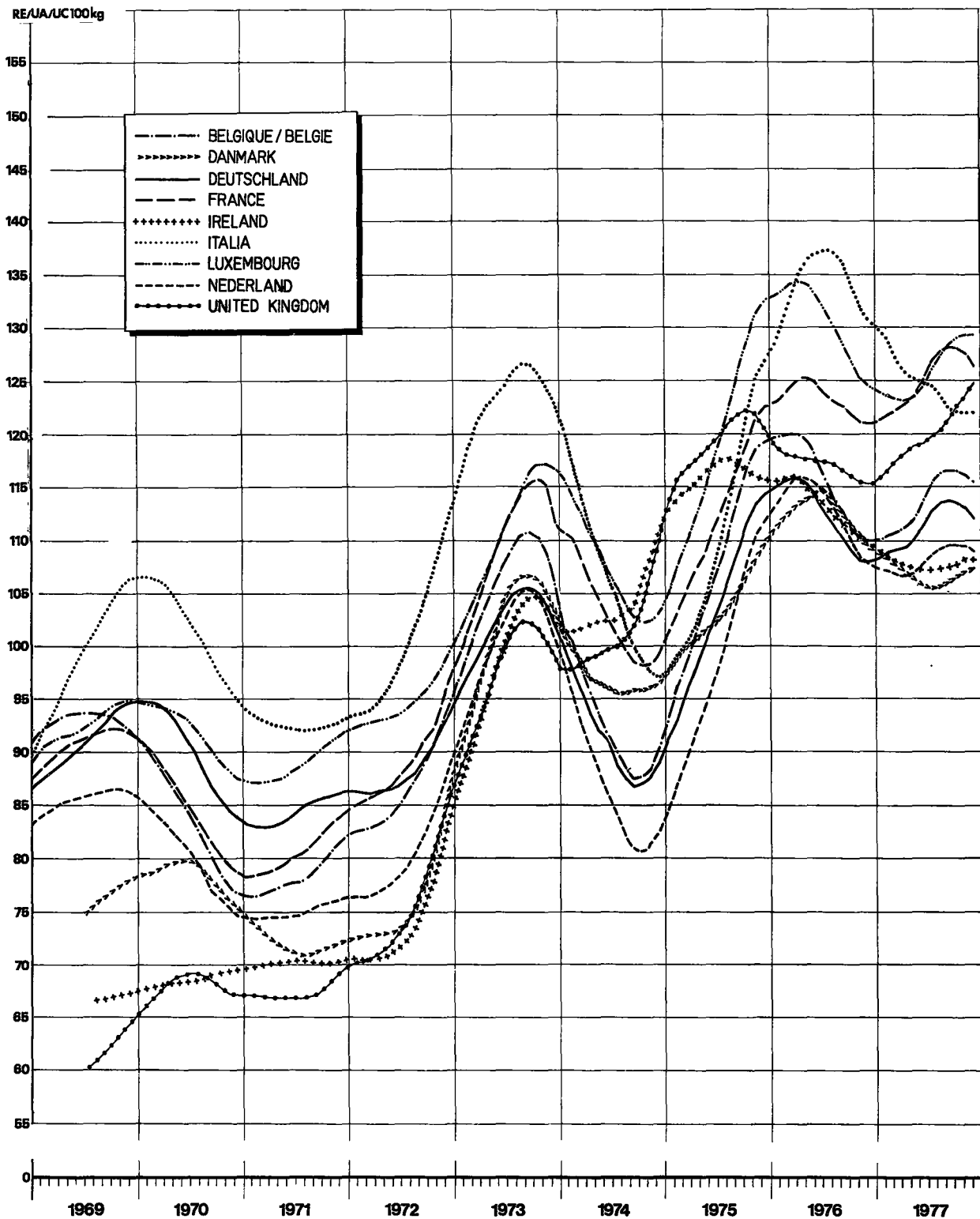
Glidende 12 månedsgen gennemsnitspris⁽²⁾
(RE/100 kg slagtevægt)

Entwicklung der Schweinepreise⁽¹⁾
in den Ländern der EG

Gleitende 12 Monatsdurchschnitte⁽²⁾
(RE/100 kg Schlachtgewicht)

Evolution des prix des porcs⁽¹⁾
dans les pays de la CE

Moyennes mobiles de 12 mois⁽²⁾
(UC/100 kg poids abattu)



⁽¹⁾ Prisen for reference kvaliteten - Preise der Referenzqualität - Prix de la qualité de référence

⁽²⁾ Beregnet efter omregning af original prisene i RE for den hver måned gyldige veksel kurs
Berechnet nach Umrechnung der Originalpreise in RE zu den in den einzelnen Monaten jeweils gültigen Wechselkursen
Calculées après conversion des prix originaux en UC au cours de change valable dans chacun des mois en question

**Evoluzione dei prezzi dei suini⁽¹⁾
nei paesi della CE**

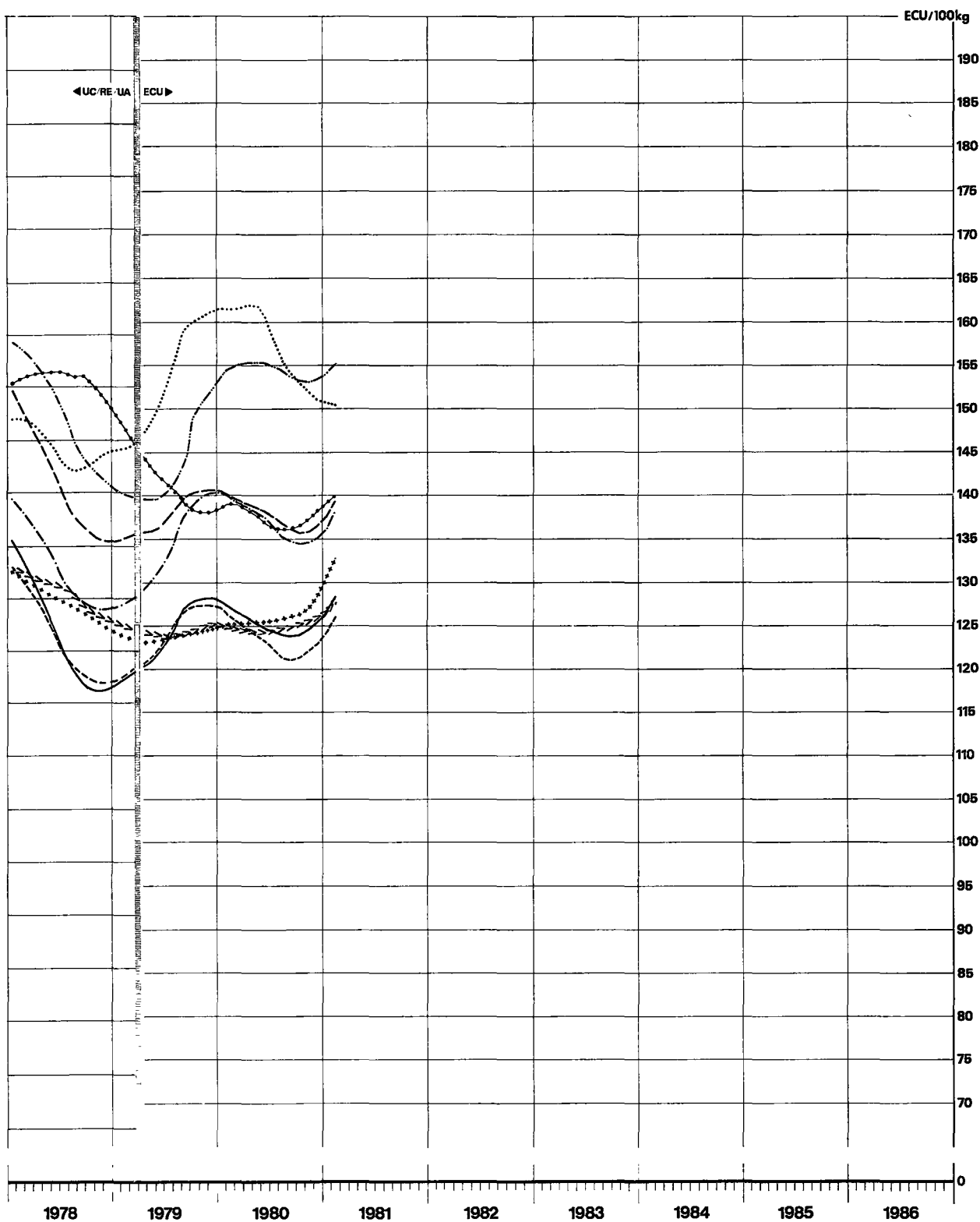
Medie mobili di 12 mesi⁽²⁾
(UC/100kg peso morto)

**Ontwikkeling van de varkensprijzen⁽¹⁾
in de landen van de EG**

12 maandelijkse voortschrijdende gemiddelden⁽²⁾
(RE/100kg geslacht gewicht)

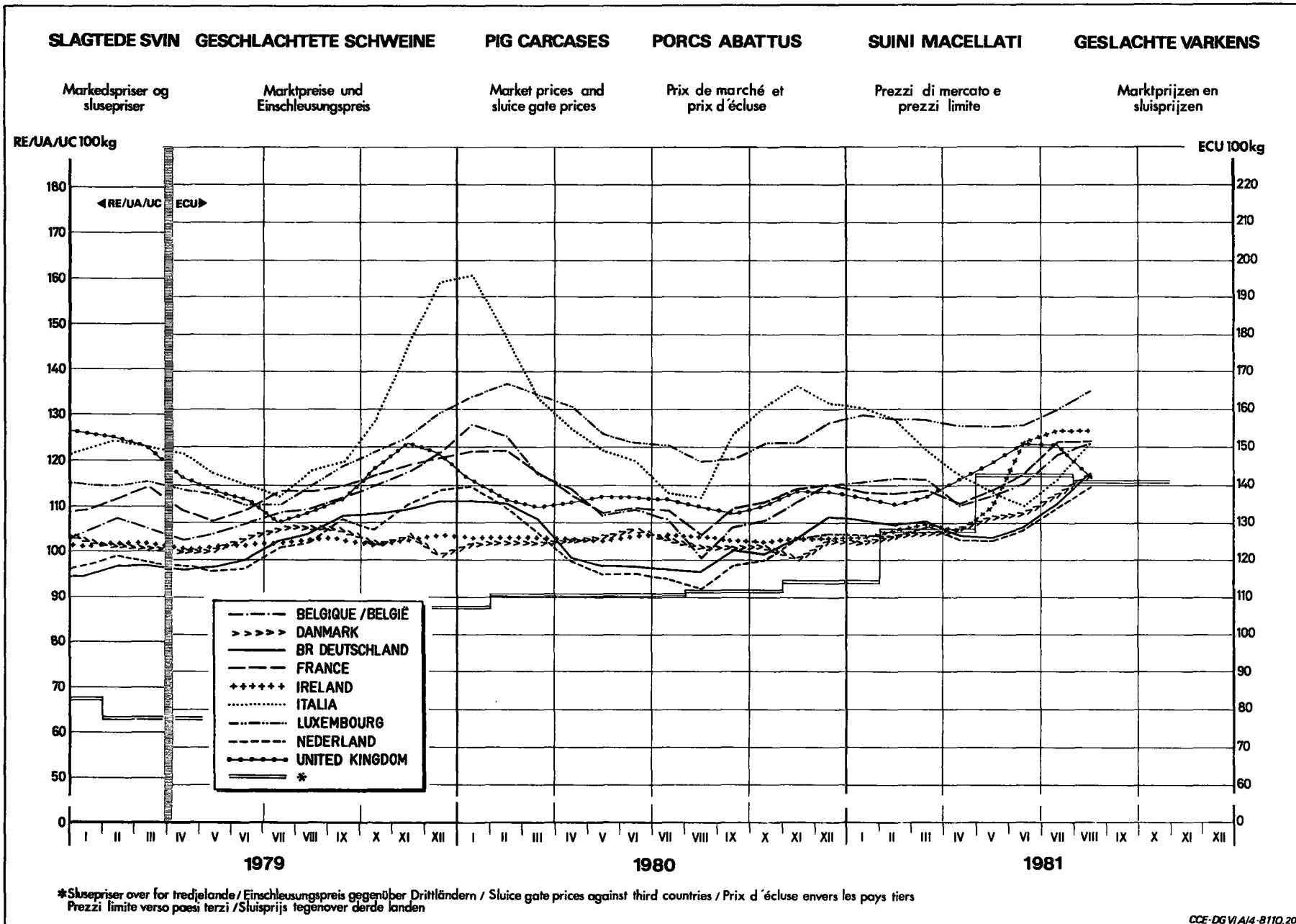
**Evolution of pork prices⁽¹⁾
in EC countries**

Sliding averages over 12 months⁽²⁾
(UA/100kg slaughtered weight)



⁽¹⁾Prezzi della qualità di riferimento - Prijzen van de referentiekwaliteit - Prices for the reference quality

⁽²⁾Calcolate dopo conversione in UC dei prezzi originali in base al tasso di cambio in vigore in ciascun mese
Berekend na omrekening van de originele prijzen in RE tegen de in de afzonderlijke maanden geldende wisselkoersen
Calculated following conversion of the original prices into UA at the exchange rate valid for each of the months in question



**PRISER KONSTATERT PÅ HJEMMEMARKEDET
PREISE FESTGESTELLT AUF DEM INLÄNDISCHEN MARKT
ΤΙΜΕΣ ΔΙΑΠΙΣΤΩΘΕΙΣΕΣ ΣΤΗΝ ΕΣΩΤΕΡΙΚΗ ΑΓΟΡΑ
PRICES RECORDED ON THE INTERNAL MARKET
PRIX CONSTATES SUR LE MARCHÉ INTERIEUR
PREZZI CONSTATATI SUL MERCATO NAZIONALE
PRIJZEN WAARGENOMEN OP DE BINNENLANDSE MARKT**

**SVINEKØD
SCHWEINEFLEISCH
ΧΟΙΠΕΙΟ ΚΡΕΑΣ
PIGMEAT
VIANDE PORCINE
CARNE SUINA
VARKENSVLEES**

MN/kg

| Markeder Märkte Ἀγορές Markets Marchés Mercati Markten | Ledeprodukter Leiterzeugnisse Προϊόντα-όδηγοί Pilot products Produits pilotes Prodotti pilota Piloootprodukten | 1982 | | | | | | | | | | | |
|--|--|-------|-------|-------|-------|-------|-------|-------|-------|-------|-------|-------|-------|
| | | JAN | FEB | MAR | APR | MAI | JUN | JUL | AUG | SEP | OCT | NOV | DEC |
| BELGIQUE - BELGIE | | | | | | | | | | | | | |
| ANDERLECHT | Jambons/Hammen | 99.0 | 97.3 | 96,3 | 98,1 | 103,3 | 111,0 | 114,4 | 113,3 | 114,4 | 113,8 | 115,0 | 115,2 |
| | Longes/Karbonadestrengen | 115.7 | 108.8 | 109,5 | 108,9 | 114,7 | 118,1 | 122,2 | 123,1 | 121,0 | 121,4 | 122,6 | 121,5 |
| | Epaules/Schouders | 82.2 | 78.4 | 76,3 | 76,0 | 78,8 | 82,9 | 85,7 | 84,6 | 85,5 | 85,5 | 87,2 | 86,3 |
| | Lard de poitrine/Buikspek | 64.9 | 63.3 | 60,5 | 61,0 | 62,1 | 62,6 | 64,4 | 67,1 | 70,0 | 68,3 | 66,5 | 66,7 |
| | Lard frais/Spek, vers | 23.2 | 22.8 | 23,0 | 23,0 | 22,7 | 22,6 | 22,7 | 23,0 | 23,6 | 24,5 | 25,1 | 24,1 |
| DANMARK | | | | | | | | | | | | | |
| KØBENHAVN | Skinker | 16.78 | 16,23 | 16,25 | 16,96 | 18,22 | 19,09 | 19,13 | 19,24 | 20,12 | 19,58 | 19,90 | 19,89 |
| | Kam (karbonade) | 23.69 | 25,75 | 24,98 | 22,70 | 22,81 | 22,40 | 21,95 | 22,44 | 21,97 | 21,69 | 21,27 | 22,06 |
| | Bov | 13.59 | 13,50 | 13,10 | 12,63 | 13,00 | 13,31 | 13,40 | 13,40 | 13,64 | 13,60 | 13,22 | 12,86 |
| | Brystflæsk | 12.08 | 12,38 | 12,13 | 11,00 | 11,47 | 11,50 | 11,18 | 11,40 | 11,70 | 11,05 | 11,07 | 12,00 |
| | Svinespæk, fersk | 4.51 | 4,65 | 4,88 | 4,85 | 5,32 | 4,80 | 4,80 | 5,03 | 4,80 | 4,80 | 4,77 | 4,38 |
| BR DEUTSCHLAND | | | | | | | | | | | | | |
| Ø 2 MÄRKTE | Schinken | 6.23 | 5.80 | 5,86 | 5,76 | 5,91 | 6,08 | 6,04 | 6,01 | 6,20 | 6,16 | 6,16 | 6,32 |
| | Kotelettstränge | 5.27 | 4.97 | 7,17 | 7,05 | 7,24 | 7,71 | 7,66 | 7,83 | 7,67 | 7,38 | 7,26 | 7,29 |
| | Schultern | 7.91 | 7.37 | 4,87 | 4,63 | 4,67 | 4,68 | 4,77 | 4,98 | 5,15 | 5,13 | 5,11 | 5,07 |
| | Bäuche und Bauchspeck | 4.44 | 4.18 | 4,06 | 3,65 | 3,68 | 3,83 | 3,95 | 4,28 | 4,39 | 4,20 | 4,14 | 4,10 |
| | Speck, frisch | 1.63 | 1,44 | 1,29 | 1,15 | 1,08 | 1,09 | 1,08 | 1,13 | 1,23 | 1,24 | 1,27 | 1,27 |
| ΕΛΛΑΣ | | | | | | | | | | | | | |
| 2 ΑΓΟΡΕΣ | Ζαμπόν | . | . | . | - | - | - | - | - | - | - | - | - |
| | Πλευρές | . | . | . | - | - | - | - | - | - | - | - | - |
| | Όμοπλάτη | . | . | . | - | - | - | - | - | - | - | - | - |
| | Λαρδί-σπῆθος | . | . | . | - | - | - | - | - | - | - | - | - |
| | Λαρδί Νοπών | . | . | . | - | - | - | - | - | - | - | - | - |
| FRANCE | | | | | | | | | | | | | |
| PARIS- RUNGIS | Jambon | 14.05 | 12,95 | 12,90 | 13,54 | 14,37 | 15,12 | 16,04 | 14,92 | 15,18 | 15,37 | 15,76 | 16,70 |
| | Longes | 16.99 | 15,86 | 16,08 | 16,12 | 17,64 | 18,34 | 18,86 | 19,42 | 19,68 | 18,52 | 18,42 | 17,08 |
| | Epaules | 8.62 | 8,51 | 8,43 | 7,85 | 7,47 | 6,97 | 7,34 | 8,50 | 9,45 | 9,85 | 9,40 | 9,10 |
| | Poitrine (entrelardée) | 10.41 | 10,83 | 9,04 | 8,59 | 8,50 | 7,89 | 7,80 | 8,51 | 9,61 | 9,72 | 9,79 | 9,36 |
| | Lard, frais | 2.31 | 1,95 | 2,18 | 2,43 | 2,33 | 3,16 | 2,72 | 3,15 | 3,32 | 4,03 | 3,43 | 4,90 |
| IRELAND | | | | | | | | | | | | | |
| DUBLIN | Hams | . | . | . | - | - | - | - | - | - | - | - | - |
| | Loins | . | . | . | - | - | - | - | - | - | - | - | - |
| | Shoulders | . | . | . | - | - | - | - | - | - | - | - | - |
| | Bellies (streaky) | . | . | . | - | - | - | - | - | - | - | - | - |
| | Pig fat (fresh) | . | . | . | - | - | - | - | - | - | - | - | - |

**PRISER KONSTATERT PÅ HJEMMEMARKEDET
PREISE FESTGESTELLT AUF DEM INLÄNDISCHEN MARKT
ΤΙΜΕΣ ΔΙΑΠΙΣΤΩΘΕΙΣΣΕΣ ΣΤΗΝ ΕΣΩΤΕΡΙΚΗ ΑΓΟΡΑ
PRICES RECORDED ON THE INTERNAL MARKET
PRIX CONSTATES SUR LE MARCHÉ INTERIEUR
PREZZI CONSTATATI SUL MERCATO NAZIONALE
PRIJZEN WAARGENOMEN OP DE BINNENLANDSE MARKT**

**SVINEKØD
SCHWEINEFLEISCH
ΧΟΙΠΕΙΟ ΚΡΕΑΣ
PIGMEAT
VIANDE PORCINE
CARNE SUINA
VARKENSVLEES**

MN/kg

| Markeder Märkte Αγορές Markets Marchés Mercati Markten | Ledeprodukter Leiterzeugnisse Προϊόντα-όδηγοί Pilot products Produits pilotes Prodotti pilota Pilotprodukten | 1982 | | | | | | | | 1983 | | | |
|--|--|-------|-------|-------|-------|-------|-------|-------|-------|-------|-------|-------|-------|
| | | NOV | | | | DEC | | | | JAN | | | |
| | | 8-14 | 15-21 | 22-28 | 29-5 | 6-12 | 13-19 | 20-26 | 27-2 | 3-9 | 10-16 | 17-23 | 24-30 |
| BELGIQUE - BELGIE | | | | | | | | | | | | | |
| ANDERLECHT | Jambons/Hammen | 115,0 | 114,5 | 115,0 | 115,0 | 115,0 | 115,5 | 115,5 | 115,0 | 116,0 | 115,5 | 114,5 | 114,5 |
| | Longes/Karbonadestrengen | 122,5 | 123,5 | 122,5 | 121,5 | 121,0 | 121,0 | 122,0 | 122,0 | 121,0 | 119,5 | 119,0 | 117,0 |
| | Epaules/Schouders | 87,0 | 87,0 | 87,5 | 88,0 | 87,0 | 86,0 | 85,5 | 85,0 | 84,0 | 83,5 | 82,5 | 81,0 |
| | Lard de poitrine/Buikspek | 65,0 | 66,5 | 67,0 | 67,0 | 67,0 | 66,5 | 66,5 | 66,5 | 66,5 | 66,0 | 66,0 | 65,0 |
| | Lard frais/Spek, vers | 25,0 | 25,3 | 25,0 | 25,0 | 24,5 | 24,0 | 23,5 | 23,5 | 23,0 | 23,3 | 23,5 | 23,5 |
| DANMARK | | | | | | | | | | | | | |
| KØBENHAVN | Skinker | 19,80 | 19,80 | 20,10 | 20,20 | 19,90 | 19,80 | 19,80 | 19,80 | 19,50 | 18,80 | 18,50 | . |
| | Kam (karbonade) | 21,50 | 21,00 | 21,00 | 21,50 | 22,50 | 22,50 | 22,00 | 21,50 | 20,00 | 19,50 | 19,50 | . |
| | Bov | 13,10 | 13,10 | 13,10 | 13,10 | 12,80 | 12,80 | 12,80 | 12,90 | 12,90 | 12,90 | 12,60 | . |
| | Brystflæsk | 11,00 | 11,00 | 11,00 | 12,00 | 12,00 | 12,00 | 12,00 | 12,00 | 10,50 | 10,00 | 10,00 | . |
| | Svinespæk, fersk | 4,80 | 4,80 | 4,80 | 4,30 | 4,30 | 4,30 | 4,30 | 4,80 | 4,80 | 4,80 | 4,80 | . |
| BR DEUTSCHLAND | | | | | | | | | | | | | |
| Ø 2 MÄRKTE | Schinken | 6,17 | 6,18 | 6,18 | 6,18 | 6,25 | 6,32 | 6,43 | 6,42 | 6,33 | 5,99 | 5,73 | 5,74 |
| | Kotelettstränge | 7,29 | 7,32 | 7,27 | 7,17 | 7,24 | 7,32 | 7,37 | 7,34 | 7,19 | 6,89 | 6,73 | 6,68 |
| | Schultern | 5,12 | 5,13 | 5,13 | 5,05 | 5,13 | 5,12 | 5,04 | 4,99 | 4,84 | 4,69 | 4,53 | 4,47 |
| | Bäuche und Bauchspeck | 4,22 | 4,18 | 4,18 | 4,12 | 4,19 | 4,14 | 4,04 | 3,99 | 3,94 | 3,77 | 3,55 | 3,55 |
| | Speck, frisch | 1,28 | 1,28 | 1,28 | 1,23 | 1,28 | 1,28 | 1,28 | 1,28 | 1,28 | 1,23 | 1,22 | 1,15 |
| ΕΛΛΑΣ | | | | | | | | | | | | | |
| 2 ΑΓΟΡΕΣ | Ζαμπόν | - | - | - | - | - | - | - | - | - | - | - | - |
| | Πλευρές | - | - | - | - | - | - | - | - | - | - | - | - |
| | Όμοπλάτη | - | - | - | - | - | - | - | - | - | - | - | - |
| | Λαρδί-στήθος | - | - | - | - | - | - | - | - | - | - | - | - |
| | Λαρδί Νοσόν | - | - | - | - | - | - | - | - | - | - | - | - |
| FRANCE | | | | | | | | | | | | | |
| PARIS- RUNGIS | Jambon | 15,50 | 15,75 | 16,10 | 16,40 | 16,50 | 16,75 | 16,90 | 16,90 | 16,50 | 15,55 | 15,25 | . |
| | Longes | 18,80 | 18,45 | 18,00 | 17,80 | 17,30 | 16,90 | 16,75 | 16,75 | 16,70 | 17,30 | 17,45 | . |
| | Epaules | 9,45 | 9,20 | 9,20 | 9,20 | 9,10 | 9,00 | 9,00 | 9,30 | 8,60 | 7,60 | 8,00 | . |
| | Poitrine (entrelardée) | 9,80 | 9,70 | 9,70 | 9,70 | 9,70 | 9,40 | 9,10 | 8,85 | 8,45 | 8,00 | 8,00 | . |
| | Lard, frais | 3,30 | 3,45 | 3,60 | 3,90 | 4,50 | 5,20 | 5,50 | 5,20 | 3,30 | 2,80 | 2,75 | . |
| IRELAND | | | | | | | | | | | | | |
| DUBLIN | Hams | - | - | - | - | - | - | - | - | - | - | - | - |
| | Loins | - | - | - | - | - | - | - | - | - | - | - | - |
| | Shoulders | - | - | - | - | - | - | - | - | - | - | - | - |
| | Bellies (streaky) | - | - | - | - | - | - | - | - | - | - | - | - |
| | Pig fat (fresh) | - | - | - | - | - | - | - | - | - | - | - | - |

PRISER KONSTATETERET PÅ HJEMMEMARKEDET
PREISE FESTGESTELLT AUF DEM INLÄNDISCHEN MARKT
ΤΙΜΕΣ ΔΙΑΠΙΣΤΩΘΕΙΣΕΣ ΣΤΗΝ ΕΣΩΤΕΡΙΚΗ ΑΓΟΡΑ
PRICES RECORDED ON THE INTERNAL MARKET
PRIX CONSTATES SUR LE MARCHÉ INTERIEUR
PREZZI CONSTATATI SUL MERCATO NAZIONALE
PRIJZEN WAARGENOMEN OP DE BINNENLANDSE MARKT

SVINEKØD
SCHWEINEFLEISCH
XOIPEIO KPEAZ
PIGMEAT
VIANDE PORCINE
CARNE SUINA
VARKENSVLEES

MN/kg

| Markeder Märkte Ἀγορᾶς Markets Marchés Mercati Markten | Lederprodukter Leiterzeugnisse Προϊόντα-δῶνυοι Pilot products Produits pilotes Prodotti pilota Pilotprodukten | 1982 | | | | | | | | | | | |
|--|---|-------|-------|-------|-------|-------|-------|-------|-------|-------|-------|-------|-------|
| | | JAN | FEB | MAR | APR | MAI | JUN | JUL | AUG | SEP | OCT | NOV | DEC |
| ITALIA | | | | | | | | | | | | | |
| MILANO | Prosciutti | 3983 | 3958 | 3866 | 3860 | 3981 | 4032 | 4094 | 4249 | 4732 | 4781 | 4690 | 4664 |
| | Lombate | 4032 | 3790 | 3700 | 3790 | 3877 | 3570 | 3605 | 3922 | 4025 | 4206 | 4142 | 4010 |
| | Spalle | 2650 | 2555 | 2485 | 2404 | 2429 | 2305 | 2292 | 2302 | 2520 | 2508 | 2435 | 2369 |
| | Pancette (ventresche) | 1859 | 1833 | 1700 | 1657 | 1589 | 1440 | 1425 | 1464 | 1659 | 1665 | 1665 | 1665 |
| | Lardo, fresco | 1743 | 1743 | 1593 | 1593 | 1593 | 1593 | 1690 | 1743 | 1743 | 1743 | 1740 | 1693 |
| LUXEMBOURG | | | | | | | | | | | | | |
| MOYENNE DU PAYS | Jambons | 123,5 | 123,5 | 123,5 | 123,5 | 123,5 | 123,5 | 123,5 | 123,5 | 123,5 | 123,5 | 127,5 | 127,5 |
| | Longes | 123,5 | 123,5 | 123,5 | 123,5 | 123,5 | 123,5 | 123,5 | 123,5 | 123,5 | 123,5 | 127,5 | 127,5 |
| | Epaules | 87,5 | 87,5 | 87,5 | 87,5 | 87,5 | 87,5 | 87,5 | 87,5 | 87,5 | 87,5 | 87,5 | 87,5 |
| | Poitrine (entrelardée) | 79,0 | 79,0 | 79,0 | 79,0 | 79,0 | 79,0 | 79,0 | 79,0 | 79,0 | 79,0 | 79,0 | 79,0 |
| | Lard, frais | 26,5 | 26,5 | 26,5 | 26,5 | 26,5 | 26,5 | 26,5 | 26,5 | 26,5 | 26,5 | 26,5 | 26,5 |
| NEDERLAND | | | | | | | | | | | | | |
| Ø 3 MÄRKTEN | Hammen | 7,46 | 7,15 | 7,19 | 7,27 | 7,52 | 7,63 | 7,79 | 7,86 | 7,96 | 7,92 | 7,82 | 8,03 |
| | Karbonadestrengen | 8,73 | 8,05 | 7,87 | 7,89 | 8,12 | 8,37 | 8,36 | 8,66 | 8,45 | 8,07 | 7,94 | 8,32 |
| | Schouders | 5,87 | 5,45 | 5,44 | 5,37 | 5,62 | 5,70 | 5,71 | 5,87 | 6,00 | 5,91 | 5,85 | 5,79 |
| | Buiken, ook buikspek | 5,56 | 5,52 | 5,47 | 5,27 | 5,28 | 5,15 | 5,21 | 5,35 | 5,67 | 5,78 | 5,35 | 5,39 |
| | Spek, vers | 1,63 | 1,48 | 1,32 | 1,25 | 1,25 | 1,27 | 1,30 | 1,37 | 1,45 | 1,45 | 1,45 | 1,42 |
| UNITED KINGDOM | | | | | | | | | | | | | |
| LONDON | Hams | - | - | - | - | - | - | - | - | - | - | - | - |
| | Loins | - | - | - | - | - | - | - | - | - | - | - | - |
| | Shoulders | - | - | - | - | - | - | - | - | - | - | - | - |
| | Bellies (streaky) | - | - | - | - | - | - | - | - | - | - | - | - |
| | Pig fat (fresh) | - | - | - | - | - | - | - | - | - | - | - | - |

PRISER KONSTATERT PÅ HJEMMEMARKEDET
PREISE FESTGESTELLT AUF DEM INLÄNDISCHEN MARKT
ΤΙΜΕΣ ΔΙΑΠΙΣΤΩΘΕΙΣΕΣ ΣΤΗΝ ΕΣΩΤΕΡΙΚΗ ΑΓΟΡΑ
PRICES RECORDED ON THE INTERNAL MARKET
PRIX CONSTATES SUR LE MARCHÉ INTERIEUR
PREZZI CONSTATATI SUL MERCATO NAZIONALE
PRIJZEN WAARGENOMEN OP DE BINNENLANDSE MARKT

SVINEKØD
SCHWEINEFLEISCH
ΧΟΙΠΕΙΟ ΚΡΕΑΣ
PIGMEAT
VIANDE PORCINE
CARNE SUINA
VARKENSVLEES

MN/kg

| Markeder Märkte Αγορές Markets Marchés Mercati Markten | Lederprodukter Leiterzeugnisse Προϊόντα-όδηγοί Pilot products Produits pilotes Prodotti pilota Piloottprodukten | 1982 | | | | | | | | 1983 | | | |
|--|---|-------|-------|-------|-------|-------|-------|-------|-------|-------|-------|-------|-------|
| | | NOV | | | | DEC | | | | JAN | | | |
| | | 08-14 | 15-21 | 22-28 | 29-05 | 06-12 | 13-19 | 20-26 | 27-02 | 03-09 | 10-16 | 17-23 | 24-30 |
| ITALIA | | | | | | | | | | | | | |
| MILANO | Prosciutti | 4675 | 4675 | 4725 | 4725 | 4725 | 4625 | 4625 | 4625 | 4575 | 4625 | 4825 | |
| | Lombate | 4225 | 4125 | 4025 | 4025 | 4025 | 4000 | 4000 | 4000 | 3950 | 3950 | 3950 | |
| | Spalle | 2450 | 2450 | 2400 | 2400 | 2400 | 2350 | 2350 | 2350 | 2350 | 2350 | 2375 | |
| | Pancette (ventresche) | 1665 | 1665 | 1665 | 1665 | 1665 | 1665 | 1665 | 1665 | 1665 | 1665 | 1665 | |
| | Lardo, fresco | 1743 | 1743 | 1743 | 1693 | 1693 | 1693 | 1693 | 1693 | 1693 | 1693 | 1693 | |
| LUXEMBOURG | | | | | | | | | | | | | |
| MOYENNE DU PAYS | Jambons | 127,5 | 127,5 | 127,5 | 127,5 | 127,5 | 127,5 | 127,5 | 127,5 | | | | |
| | Longes | 127,5 | 127,5 | 127,5 | 127,5 | 127,5 | 127,5 | 127,5 | 127,5 | | | | |
| | Epaules | 87,5 | 87,5 | 87,5 | 87,5 | 87,5 | 87,5 | 87,5 | 87,5 | | | | |
| | Poitrine (entrelardée) | 79,0 | 79,0 | 79,0 | 79,0 | 79,0 | 79,0 | 79,0 | 79,0 | | | | |
| | Lard, frais | 26,5 | 26,5 | 26,5 | 26,5 | 26,5 | 26,5 | 26,5 | 26,5 | | | | |
| NEDERLAND | | | | | | | | | | | | | |
| Ø 3 MÄRKTEN | Hammen | 7,77 | 7,83 | 7,87 | 7,93 | 8,00 | 8,07 | 8,07 | 8,07 | 7,98 | 7,87 | 7,42 | |
| | Karbonadstrengen | 7,90 | 7,95 | 7,98 | 7,98 | 8,13 | 8,47 | 8,47 | 8,53 | 8,35 | 8,12 | 7,70 | |
| | Schouders | 5,72 | 5,77 | 5,80 | 5,80 | 5,82 | 5,82 | 5,82 | 5,67 | 5,67 | 5,50 | 5,20 | |
| | Buiken, ook buikspek | 5,32 | 5,35 | 5,38 | 5,38 | 5,38 | 5,38 | 5,38 | 5,42 | 5,42 | 5,33 | 5,22 | |
| | Spek, vers | 1,45 | 1,45 | 1,45 | 1,45 | 1,45 | 1,40 | 1,40 | 1,40 | 1,40 | 1,40 | 1,35 | |
| UNITED KINGDOM | | | | | | | | | | | | | |
| LONDON | Hams | | | | | | | | | | | | |
| | Loins | | | | | | | | | | | | |
| | Shoulders | | | | | | | | | | | | |
| | Bellies (streaky) | | | | | | | | | | | | |
| | Pig fat (fresh) | | | | | | | | | | | | |

VIII

A E G

E I E R

A Y Γ A

E G G S'

O E U F S

U O V A

E I E R E N

**SLUSEPRISER
EINSCHLEUSUNGSPREISE
ΤΙΜΕΣ ΑΝΑΣΧΕΣΕΩΣ
SLUICE-GATE PRICES
PRIX D'ÉCLUSE
PREZZI LIMITE
SLUISPRIJZEN**

**Afgifter ved indførsler fra tredjelande
Abschöpfungen bei Einfuhr aus Drittländern
Εισφορές κατά την εισαγωγή από τρίτες χώρες
Levies on imports from third countries
Prélèvements à l'importation des pays tiers
Prelevi all'importazione dai paesi terzi
Heffingen bij invoer uit derde landen**

**ÆG
EIER
ΑΥΓΑ
EGGS
ŒUFS
UOVA
EIEREN**

I = Slusepriser – Einschleusungspreise – Τιμές ανασχέσεως – Sluice-gate prices – Prix d'écluse – Prezzi limite – Sluisprijzen
II = Afgifter – Abschöpfungen – Εισφορές – Levies – Prélèvements – Prelevi – Heffingen

ECU

| Tarifnummer Tarifnummer Δασυλογική κλάση Tariff No N° tarifaire N. Tariffario Tariefnummer | 1982 | | | | | | | | | | | | |
|--|---|----------------------|---|---------------------|--|-------------------|---|--|--|--|--|--|--|
| | 1.11.81 31.01.82 | 01.02.82 30.04.82 | 1.5.82 31.7.82 | 1.8.82- 31.10.82 | 1.11.82 -31.1.83 | 1.2.83 30.4.83 | | | | | | | |
| | A. 1. Aeg med skal Oeufs en coquille | | Schaleneier Uova in guscio | | Eggs in shell Eieren in de schaal | | Αυγά μετά του κελύφους των 100kg | | | | | | |
| 04.05 A I b) | I | 94,60 | 91,08 | 91,08 | 92,46 | 90,47 | 88,53 | | | | | | |
| | II | 24,23 | 27,48 | 27,48 | 31,76 | 33,61 | 35,40 | | | | | | |
| | 2. Rugea g Oeufs à couver | | Bruteier Uova da cova | | Eggs for hatching Broedeieren | | Αυγά προς ἐκκόλαψιν 100kg | | | | | | |
| 04.05 A I a) | I | 11,62 | 11,31 | 11,31 | 11,43 | 11,25 | 11,08 | | | | | | |
| | II | 2,50 | 2,81 | 2,81 | 3,21 | 3,39 | 3,56 | | | | | | |
| | B. 1. Aeg uden skal Oeufs sans coquille | | Eier ohne Schale Uova sgusciate | | Eggs not in shell Eieren uit de schaal | | Αυγά άνευ του κελύφους των 100kg | | | | | | |
| 04.05 B I a) 2 | I | 100,57 | 97,31 | 97,31 | 98,59 | 96,74 | 94,94 | | | | | | |
| | II | 28,11 | 31,88 | 31,88 | 36,84 | 38,99 | 41,06 | | | | | | |
| | 2. Aeg uden skal (tørrede) Oeufs sans coquille (séchés) | | Eier ohne Schale (getrocknet) Uova sgusciate (essicate) | | Eggs not in shell (dried) Eieren uit de schaal (gedroogd) | | Αυγά άνευ του κελύφους των (ἀποξηραμένα) | | | | | | |
| 04.05 B I a) 1 | I | 380,84 | 368,14 | 368,14 | 373,11 | 365,92 | 358,92 | | | | | | |
| | II | 109,52 | 124,21 | 124,21 | 143,56 | 151,92 | 160,01 | | | | | | |
| | C. 1. Aeggeblommer (flydende) Jaunes d'oeufs (liquides) | | Eigelb (flüssig) Giallo d'uova (liquido) | | Egg yolks (liquid) Eigeel (vloeibaar) | | Κρόκοι αυγών (είς υγρὰν κατάστασηιν) | | | | | | |
| 04.05 B I b) 1 | I | 204,64 | 197,97 | 197,97 | 200,58 | 196,81 | 193,13 | | | | | | |
| | II | 49,43 | 56,06 | 56,06 | 64,79 | 68,56 | 72,22 | | | | | | |
| | 2. Aeggeblommer (frosne) Jaunes d'oeufs (congelés) | | Eigelb (gefroren) Giallo d'uova (congelato) | | Egg yolks (frozen) Eigeel (bevroren) | | Κρόκοι αυγών (κατεψυγμένοι) | | | | | | |
| 04.05 B I b) 2 | I | 218,12 | 210,99 | 210,99 | 213,78 | 209,75 | 205,82 | | | | | | |
| | II | 52,82 | 59,91 | 59,91 | 69,24 | 73,27 | 77,17 | | | | | | |
| | 3. Aeggeblommer (tørrede) Jaunes d'oeufs (séchés) | | Eigelb (getrocknet) Giallo d'uova (essicate) | | Egg yolks (dried) Eigeel (gedroogd) | | Κρόκοι αυγών (ἀποξηραμένοι) | | | | | | |
| 04.05 B I b) 3 | I | 454,26 | 438,95 | 438,95 | 444,94 | 436,29 | 427,86 | | | | | | |
| | II | 113,40 | 128,61 | 128,61 | 148,64 | 157,29 | 165,67 | | | | | | |
| | D. 1. Aegalbumin, maelkealbumin Ovoalbumine, lactalbumine | | Eieralbumin, Milchalbumin Ovoalbumina, lattoalbumina | | Ovoalbumin, lactalbumin Ovoalbumine, lactoalbumine | | Ψοαλβουμίνη, γαλακτοαλβουμίνη | | | | | | |
| 35.02 A II a) 2 | I | 57,95 | 56,15 | 56,15 | 56,85 | 55,84 | 54,85 | | | | | | |
| | II | 13,33 | 15,11 | 15,11 | 17,47 | 18,49 | 19,47 | | | | | | |
| | 2. Aegalbumin, maelkealbumin (tørret) Ovoalbumine, lactalbumine (séchés) | | Eieralbumin, Milchalbumin (getrocknet) Ovoalbumina, lattoalbumina (essicate) | | Ovoalbumin, lactalbumin (dried) Ovoalbumine, lactoalbumine (gedroogd) | | Ψοαλβουμίνη, γαλακτοαλβουμίνη (ἀποξηραμένη) | | | | | | |
| 35.02 A II a) 1 | I | 431,88 | 418,60 | 418,60 | 423,80 | 416,29 | 408,98 | | | | | | |
| | II | 98,37 | 111,57 | 111,57 | 128,95 | 136,46 | 143,72 | | | | | | |

**PRISER KONSTATERT PÅ HJEMMEMARKEDET
PREISE FESTGESTELLT AUF DEM INLÄNDISCHEN MARKT
ΤΙΜΕΣ ΔΙΑΠΙΣΤΩΘΕΙΣΣΕΣ ΣΤΗΝ ΕΣΩΤΕΡΙΚΗ ΑΓΟΡΑ
PRICES RECORDED ON THE INTERNAL MARKET
PRIX CONSTATES SUR LE MARCHÉ INTERIEUR
PREZZI CONSTATATI SUL MERCATO NAZIONALE
PRIJZEN WAARGENOMEN OP DE BINNENLANDSE MARKT**

ÆG
EIER
AYTA
EGGS
ŒUFS
UOVA
EIEREN

MN

| Markeder Märkte Ἀγορές Markets Marchés Mercati Markten | Beskrivelse Beschreibung Περιγραφή Description Descrizione Omschrijving | Classe Klasse Class | 1982 | | | | | | | | | | | |
|--|--|---------------------------|-------|-------|-------|-------|-------|-------|-------|-------|-------|-------|-------|-------|
| | | | JAN | FEB | MAR | APR | MAI | JUIN | JUIL | AUG | SEPT | OCT | NOV | DEC |
| BELGIQUE - BELGIE | | | | | | | | | | | | | | |
| 100 pièces - stuks | | | | | | | | | | | | | | |
| KRUISHOUTEM | Prix de gros à l'achat (franco marché) Groothandelsaankoop- prijis (franco markt) | A 3 | 208,8 | 215,3 | 215,0 | 185,0 | 156,3 | 141,4 | 133,5 | 155,0 | 158,8 | 151,3 | 179,0 | 188,8 |
| | | A 4 | 198,0 | 206,0 | 202,0 | 166,3 | 131,3 | 117,0 | 109,0 | 132,0 | 146,3 | 143,8 | 174,0 | 183,8 |
| | | A 5 | 177,0 | 186,0 | 185,0 | 146,0 | 107,5 | 101,0 | 94,3 | 114,0 | 131,3 | 132,5 | 157,0 | 163,8 |
| DANMARK | | | | | | | | | | | | | | |
| kg | | | | | | | | | | | | | | |
| | An engrospris | - | 10,65 | 10,65 | 10,65 | 10,69 | 10,90 | 10,90 | 10,90 | 10,80 | 10,70 | 10,70 | 10,70 | 10,70 |
| BR DEUTSCHLAND | | | | | | | | | | | | | | |
| 100 Stück | | | | | | | | | | | | | | |
| KÖLN | Großhandelseinkaufs- preise (frei Rheini.- Westf. Stat.) | A 4 | 16,85 | 16,91 | 16,75 | 14,70 | 12,60 | 11,41 | 10,95 | 11,85 | 12,69 | 12,43 | 13,81 | 14,85 |
| NORD- DEUTSCHLAND | Großhandelseinkaufs- preise (ab Station) | A 3 | 17,08 | 17,35 | 17,13 | 16,00 | 13,71 | 12,70 | 11,99 | 12,54 | 13,49 | 12,88 | 14,27 | 15,19 |
| | | A 4 | 16,20 | 16,50 | 16,20 | 14,84 | 12,13 | 11,25 | 10,26 | 10,83 | 12,00 | 11,78 | 13,46 | 14,50 |
| | | A 5 | 15,05 | 15,70 | 15,39 | 13,51 | 10,42 | 9,49 | 8,89 | 9,20 | 10,39 | 10,65 | 12,14 | 13,13 |
| MÜNCHEN | Großhandelseinkaufs- preise (ab Kennzeichnungsstelle) | A 3 | 17,06 | 17,13 | 16,90 | 15,69 | 13,10 | 12,31 | 11,75 | 12,55 | 13,38 | 12,50 | 14,10 | 15,06 |
| | | A 4 | 16,31 | 16,38 | 16,10 | 14,69 | 11,95 | 11,00 | 10,06 | 10,95 | 12,06 | 11,75 | 13,35 | 14,31 |
| | | A 5 | 15,25 | 15,69 | 15,35 | 13,44 | 10,45 | 9,44 | 8,69 | 7,65 | 10,75 | 10,75 | 12,30 | 13,31 |
| FRANKFURT | Großhandelsabgabe- preise (frei Einzelhandel) | A 3 | 17,94 | 18,38 | 18,00 | 16,75 | 15,07 | 14,65 | 13,81 | 14,38 | 14,44 | 14,25 | 15,85 | 16,47 |
| | | A 4 | 17,44 | 17,63 | 17,25 | 15,81 | 13,57 | 13,15 | 12,19 | 12,78 | 13,31 | 13,25 | 14,85 | 15,47 |
| | | A 5 | 16,56 | 16,63 | 16,25 | 14,56 | 12,07 | 11,65 | 10,81 | 11,20 | 11,81 | 11,88 | 13,85 | 14,47 |
| ΕΛΛΑΣ | | | | | | | | | | | | | | |
| 100 Τεμάχια | | | | | | | | | | | | | | |
| Ø ΑΘΗΝΑ | Χονδρική τιμή πώλησως (ελεύθερο στην αγορά) | A 3 | | | | | | | | | | | | |
| | | A 4 | 627,1 | 639,0 | 632,9 | 619,1 | 618,5 | 611,2 | 614,4 | 615,6 | 625,0 | 633,4 | 635,0 | 635,0 |
| | | A 5 | 571,6 | 586,0 | 583,3 | 565,3 | 557,0 | 520,0 | 533,1 | 535,6 | 542,9 | 543,5 | 545,0 | 545,0 |
| FRANCE | | | | | | | | | | | | | | |
| 100 pièces | | | | | | | | | | | | | | |
| Ø 5 REGIONS | Prix de gros à la vente (franco marché) | A 3 | 36,31 | 36,09 | 35,54 | 33,43 | 28,24 | 27,38 | 30,69 | 31,97 | 34,25 | 34,63 | 36,92 | 38,79 |
| | | A 4 | 34,63 | 34,80 | 34,36 | 31,73 | 25,74 | 24,82 | 25,06 | 25,55 | 31,95 | 32,09 | 34,22 | 37,19 |
| | | A 5 | 32,09 | 33,24 | 32,59 | 29,71 | 23,52 | 21,51 | 21,26 | 22,04 | 27,37 | 25,13 | 29,34 | 34,03 |

**PRISER KONSTATETERET PÅ HJEMMEMARKEDET
PREISE FESTGESTELLT AUF DEM INLÄNDISCHEN MARKT
ΤΙΜΕΣ ΔΙΑΝΙΣΤΩΘΕΙΣΕΣ ΣΤΗΝ ΕΣΩΤΕΡΙΚΗ ΑΓΟΡΑ
PRICES RECORDED ON THE INTERNAL MARKET
PRIX CONSTATES SUR LE MARCHÉ INTERIEUR
PREZZI CONSTATATI SUL MERCATO NAZIONALE
PRIJZEN WAARGENOMEN OP DE BINNENLANDSE MARKT**

ÆG
EIER
ΑΥΓΑ
EGGS
ŒUFS
UOVA
EIEREN

MN

| Markeder Märkte Ἀγορές Markets Marchés Mercati Markten | Beskrivelse Beschreibung Περιγραφή Description Description Descrizione Omschrijving | Classe Klasse Class | 1982 | | | | | | | | 1983 | | | |
|---|---|---------------------------|-------|-------|-------|-------|-------|-------|-------|-------|-------|-------|-------|-------|
| | | | NOV | | | | DEC | | | | JAN | | | |
| | | | 8-14 | 15-21 | 22-28 | 29-05 | 06-12 | 13-19 | 20-26 | 27-02 | 03-09 | 10-16 | 17-23 | 24-30 |
| BELGIQUE - BELGIE | | | | | | | | | | | | | | |
| 100 pièces - stuks | | | | | | | | | | | | | | |
| KRUISHOUTEM | Prix de gros à l'achat (franco marché) Groothandelsaankoop- prijs (franco markt) | A 3 | 155,0 | 180,0 | 185,0 | 210,0 | 210,0 | 185,0 | 180,0 | 180,0 | 185,0 | 177,0 | 185,0 | 185,0 |
| | | A 4 | 150,0 | 175,0 | 180,0 | 205,0 | 205,0 | 180,0 | 175,0 | 175,0 | 180,0 | 175,0 | 180,0 | 180,0 |
| | | A 5 | 140,0 | 155,0 | 165,0 | 180,0 | 175,0 | 160,0 | 160,0 | 160,0 | 160,0 | 160,0 | 160,0 | 170,0 |
| DANMARK | | | | | | | | | | | | | | |
| kg | | | | | | | | | | | | | | |
| | An engrospris | - | 10,70 | 10,70 | 10,70 | 10,70 | 10,70 | 10,70 | 10,70 | 10,70 | 10,70 | 10,70 | | |
| BR DEUTSCHLAND | | | | | | | | | | | | | | |
| 100 Stück | | | | | | | | | | | | | | |
| KÖLN | Großhandelseinkaufs- preise (frei Rheinfl.- Westf. Stat.) | A 4 | 14,00 | 14,00 | 14,75 | 15,75 | 15,00 | 14,50 | 14,50 | 14,50 | 14,13 | 13,75 | 13,88 | |
| NORD- DEUTSCHLAND | Großhandelseinkaufs- preise (ab Station) | A 3 | 13,10 | 14,55 | 14,65 | 15,55 | 16,35 | 15,65 | 14,60 | 14,15 | 14,55 | 14,20 | 13,85 | 14,15 |
| | | A 4 | 12,25 | 13,80 | 13,85 | 14,85 | 15,70 | 15,00 | 13,95 | 13,35 | 13,85 | 13,50 | 13,40 | 13,50 |
| | | A 5 | 11,00 | 12,40 | 12,55 | 13,45 | 14,30 | 13,30 | 12,70 | 12,20 | 12,65 | 12,50 | 12,50 | 12,60 |
| MÜNCHEN | Großhandelseinkaufs- preise (ab Kennzeichnungsstelle) | A 3 | 13,00 | 14,25 | 14,50 | 15,50 | 16,50 | 15,25 | 14,25 | 14,25 | 14,25 | 14,00 | 13,75 | 13,75 |
| | | A 4 | 12,25 | 13,50 | 13,75 | 14,75 | 15,75 | 14,50 | 13,50 | 13,50 | 13,50 | 13,25 | 13,25 | 13,25 |
| | | A 5 | 11,25 | 12,25 | 12,75 | 13,75 | 14,75 | 13,50 | 12,50 | 12,50 | 13,00 | 12,75 | 12,75 | 12,75 |
| FRANKFURT | Großhandelsabgabe- preise (frei Einzelhandel) | A 3 | 15,00 | 16,00 | 16,00 | 17,25 | 17,25 | 16,63 | 16,00 | 16,00 | 16,25 | 15,25 | 15,25 | 15,25 |
| | | A 4 | 14,00 | 15,00 | 15,00 | 16,25 | 16,25 | 15,63 | 15,00 | 15,00 | 15,25 | 14,50 | 14,50 | 14,50 |
| | | A 5 | 13,00 | 14,00 | 14,00 | 15,25 | 15,25 | 14,63 | 14,00 | 14,00 | 14,50 | 14,00 | 14,00 | 14,00 |
| ΕΛΛΑΣ | | | | | | | | | | | | | | |
| 100 τεμάχια | | | | | | | | | | | | | | |
| ∅ ΑΘΗΝΑ | Χονδρική τιμή πώλησης (ελεύθερο στήν αγορά) | A 3 | | | | | | | | | | | | |
| | | A 4 | 635,0 | 635,0 | 635,0 | 635,0 | 635,0 | 635,0 | 635,0 | 635,0 | 635,0 | 635,0 | | |
| | | A 5 | 545,0 | 545,0 | 545,0 | 545,0 | 545,0 | 545,0 | 545,0 | 545,0 | 545,0 | 545,0 | | |
| FRANCE | | | | | | | | | | | | | | |
| 100 pièces | | | | | | | | | | | | | | |
| ∅ 5 REGIONS | Prix de gros à la vente (franco marché) | A 3 | 36,92 | 37,72 | 37,35 | 37,93 | 39,21 | 40,22 | 38,87 | 36,94 | 33,88 | 33,98 | | |
| | | A 4 | 34,16 | 34,56 | 34,80 | 35,62 | 37,66 | 38,62 | 37,60 | 35,55 | 32,26 | 32,11 | | |
| | | A 5 | 29,11 | 30,11 | 30,25 | 31,80 | 33,75 | 35,54 | 34,95 | 33,24 | 30,03 | 30,54 | | |

**PRISER KONSTATERT PÅ HJEMMEMARKEDET
PREISE FESTGESTELLT AUF DEM INLÄNDISCHEN MARKT
ΤΙΜΕΣ ΔΙΑΠΙΣΤΩΘΕΙΣΕΣ ΣΤΗΝ ΕΣΩΤΕΡΙΚΗ ΑΓΟΡΑ
PRICES RECORDED ON THE INTERNAL MARKET
PRIX CONSTATES SUR LE MARCHÉ INTERIEUR
PREZZI CONSTATATI SUL MERCATO NAZIONALE
PRIJZEN WAARGENOMEN OP DE BINNENLANDSE MARKT**

| |
|--------|
| ÆG |
| EIER |
| ΑΥΓΑ |
| EGGS |
| ŒUFS |
| UOVA |
| EIEREN |

MN

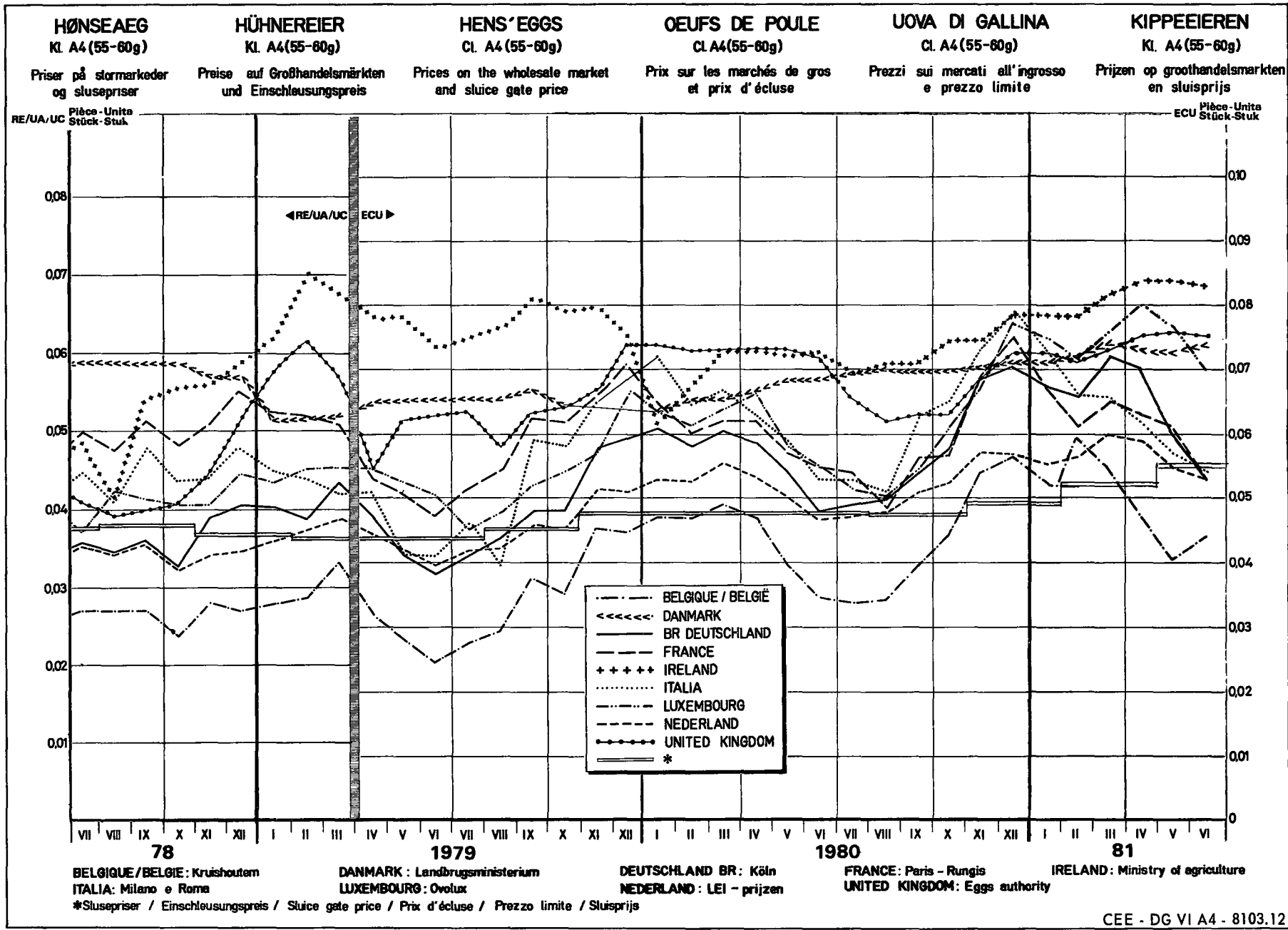
| Markeder Märkte Αγορές Markets Marchés Mercati Markten | Beskrivelse Beschreibung Περιγραφή Description Descrizione Omschrijving | Classe Klasse Class | 1 9 8 2 | | | | | | | | | | | |
|--|--|---------------------------|---------|--------|--------|--------|--------|-------|--------|---------|---------|---------|---------|---------|
| | | | JAN | FEB | MAR | APR | MAI | JUN | JUL | AUG | SEP | OCT | NOV | DEC |
| IRELAND | | | | | | | | | | | | | | |
| dozen | | | | | | | | | | | | | | |
| | Wholesale to retailer price | Stand 57,6 g | 0,94 | 0,91 | 0,84 | 0,72 | 0,71 | 0,63 | 0,54 | 0,53 | 0,58 | 0,59 | 0,60 | 0,61 |
| ITALIA | | | | | | | | | | | | | | |
| 100 pezzi | | | | | | | | | | | | | | |
| MILANO | Prezzi d'acquisto all'ingrosso (franco mercato) | A 3 | 8475 | 8425 | 8880 | 9000 | 7600 | 6820 | 7450 | 8375 | 9320 | 9125 | 9425 | 9800 |
| | | A 4 | 8150 | 8125 | 8580 | 8425 | 6800 | 6000 | 5900 | 7125 | 8620 | 8350 | 9050 | 9500 |
| | | A 5 | 7800 | 7775 | 7960 | 7500 | 6225 | 5640 | 5400 | 6075 | 7020 | 7225 | 8125 | 8800 |
| ROMA | | A 3 | 7971 | 8143 | 8920 | 9124 | 6363 | 6050 | 7155 | 8700 | 9220 | 8139 | 9053 | 9245 |
| | | A 4 | 7840 | 8008 | 8634 | 8641 | 5963 | 5693 | 5616 | 7294 | 8087 | 7787 | 8600 | 8813 |
| | | A 5 | 7482 | 7602 | 7115 | 7024 | 5450 | 5193 | 5061 | 6488 | 7200 | 6948 | 7540 | 7645 |
| FORLI | Prezzi d'acquisto all'ingrosso (franco allevamento) | 100 kg | | | | | | | | | | | | |
| | | 60 g e + | 119194 | 121071 | 127677 | 122367 | 97226 | 94600 | 110710 | 130.323 | 130.500 | 124.000 | 141.100 | 140.710 |
| | | 55 - 60 g | 120452 | 122071 | 128677 | 123233 | 100467 | 93033 | 101581 | 130.645 | 130.633 | 121.677 | 146.533 | 145.387 |
| | | 50 - 55 g | 120452 | 122071 | 127774 | 123233 | 100467 | 90900 | 93000 | 121.936 | 126.333 | 117.484 | 146.467 | 145.837 |
| LUXEMBOURG | | | | | | | | | | | | | | |
| 100 pièces | | | | | | | | | | | | | | |
| | Prix de gros à la vente | A 3 | 321,9 | 330,0 | 330,5 | 319,0 | 274,2 | 266,8 | 255,5 | 255,8 | 304,5 | 267,5 | 286,5 | 316,5 |
| | | A 4 | 307,4 | 310,0 | 310,0 | 298,0 | 238,1 | 229,7 | 219,4 | 223,9 | 277,2 | 258,8 | 278,8 | 310,3 |
| | | A 5 | 262,6 | 290,0 | 290,0 | 267,7 | 216,8 | 212,0 | 201,6 | 210,3 | 255,2 | 245,0 | 262,3 | 284,2 |
| NEDERLAND | | | | | | | | | | | | | | |
| 100 stuks | | | | | | | | | | | | | | |
| | Groothandesverkoop-prijs | Ø alle klas. | 15,31 | 15,46 | 15,32 | 14,20 | 13,08 | 12,70 | 12,31 | 12,90 | 13,20 | 12,87 | 13,46 | 13,65 |
| BARNEVELD | Groothandelsaankoop-prijs (franco markt) | 64 - 67 g | 15,37 | 15,99 | 16,12 | 14,44 | 12,85 | 12,16 | 11,33 | 13,34 | 12,58 | 11,62 | 12,21 | 12,96 |
| | | 57 - 61 g | 15,17 | 15,65 | 15,39 | 12,62 | 10,67 | 9,55 | 9,14 | 10,54 | 11,40 | 10,42 | 11,98 | 12,61 |
| | | 48 - 54 g | 12,92 | 13,75 | 13,01 | 10,56 | 8,71 | 7,77 | 7,70 | 8,15 | 9,68 | 9,59 | 11,04 | 11,66 |
| UNITED KINGDOM | | | | | | | | | | | | | | |
| dozen | | | | | | | | | | | | | | |
| EGGS AUTHORITY | Packer to producer-price | Stand 57,6 g | 0,470 | 0,478 | 0,470 | 0,456 | 0,395 | 0,332 | 0,320 | 0,282 | 0,313 | 0,323 | 0,315 | 0,322 |

**PRISER KONSTATERT PÅ HJEMMEMARKEDET
PREISE FESTGESTELLT AUF DEM INLÄNDISCHEN MARKT
ΤΙΜΕΣ ΔΙΑΠΙΣΤΩΘΕΙΣΣΕΣ ΣΤΗΝ ΕΣΩΤΕΡΙΚΗ ΑΓΟΡΑ
PRICES RECORDED ON THE INTERNAL MARKET
PRIX CONSTATES SUR LE MARCHÉ INTERIEUR
PREZZI CONSTATATI SUL MERCATO NAZIONALE
PRIJZEN WAARGENOMEN OP DE BINNENLANDSE MARKT**

ÆG
EIER
ΑΥΓΑ
EGGS
ŒUFS
UOVA
EIEREN

MN

| Markeder Märkte Αγορές Markets Marchés Mercati Markten | Beskrivelse Beschreibung Περιγραφή Description Description Descrizione Omschrijving | Classe Klasse Class | 1982 | | | | | | | | 1983 | | | |
|--|---|---------------------------|--------|--------|--------|--------|--------|--------|--------|--------|--------|--------|-------|------------|
| | | | NOV | | | | DEC | | | | JAN | | | |
| | | | 8-14 | 15-21 | 22-28 | 29-5 | 6-12 | 13-19 | 20-26 | 27-2 | 3-9 | 10-16 | 17-23 | 24-30 |
| IRELAND | | | | | | | | | | | | | | dozen |
| | Wholesale to retailer price | Stand 57,6 g | 0,595 | 0,595 | 0,595 | 0,605 | 0,605 | 0,605 | 0,605 | 0,605 | | | | |
| ITALIA | | | | | | | | | | | | | | 100 pezzi |
| MILANO | Prezzi d'acquisto all'ingrosso (franco mercato) | A 3 | 9300 | 9500 | 9700 | 9800 | 9800 | 9800 | 9800 | 9800 | 9300 | 8900 | | |
| | | A 4 | 8900 | 9300 | 9400 | 9500 | 9500 | 9500 | 9500 | 9500 | 9000 | 8500 | | |
| | | A 5 | 7800 | 8500 | 8600 | 8800 | 8800 | 8800 | 8800 | 8800 | 8300 | 7800 | | |
| ROMA | | A 3 | 9200 | 9200 | 9400 | 9800 | 9800 | 9400 | 9000 | 7600 | 7600 | 7300 | 7200 | |
| | | A 4 | 8700 | 8700 | 9000 | 9600 | 9600 | 8800 | 8400 | 7000 | 7000 | 7200 | 7100 | |
| | | A 5 | 7600 | 7600 | 7800 | 8200 | 8200 | 7800 | 7400 | 6000 | 6000 | 6200 | 6100 | 6000 |
| FORLÌ | Prezzi d'acquisto all'ingrosso (franco allevamento) | 100 kg | | | | | | | | | | | | |
| | | 60 g e + | 141000 | 147000 | 147000 | 147000 | 147000 | 142000 | 135000 | 128000 | 128000 | 128000 | 99000 | 99000 |
| | | 55 - 60 g | 147000 | 153000 | 153000 | 153000 | 153000 | 148000 | 138000 | 129000 | 129000 | 129000 | 99000 | 99000 |
| | | 50 - 55 g | 147000 | 153000 | 153000 | 153000 | 153000 | 148000 | 138000 | 129000 | 129000 | 129000 | 94000 | 99000 |
| LUXEMBOURG | | | | | | | | | | | | | | 100 pièces |
| | Prix de gros à la vente | A 3 | 275,0 | 275,0 | 295,0 | 325,0 | 325,0 | 330,0 | 300,0 | 300,0 | | | | |
| A 4 | | 270,0 | 270,0 | 290,0 | 315,0 | 315,0 | 320,0 | 300,0 | 300,0 | | | | | |
| A 5 | | 255,0 | 255,0 | 270,0 | 295,0 | 295,0 | 290,0 | 270,0 | 270,0 | | | | | |
| NEDERLAND | | | | | | | | | | | | | | 100 stuks |
| | Groothandesverkoop-prijs | Ø alle klas. | 13,26 | 13,72 | 13,89 | 14,52 | 13,83 | 13,49 | 13,14 | 13,43 | 13,43 | | | |
| BARNEVELD | Groothandelsaankoop-prijs (franco markt) | 64-67g. | 12,60 | 12,68 | 13,35 | 13,60 | 12,55 | 12,65 | 12,60 | 13,38 | 12,45 | 13,23 | 13,05 | 12,93 |
| | | 57-61g | 12,45 | 12,45 | 13,13 | 13,55 | 12,45 | 12,13 | 12,00 | 12,93 | 12,25 | 12,90 | 12,95 | 12,70 |
| | | 48-54g | 11,03 | 11,35 | 12,20 | 12,88 | 11,75 | 11,00 | 11,00 | 11,65 | 11,20 | 11,88 | 12,05 | 11,45 |
| UNITED KINGDOM | | | | | | | | | | | | | | dozen |
| EGGS AUTHORITY | Packer to producer price | Stand 57,6 g | 0,314 | 0,315 | 0,316 | 0,316 | 0,322 | 0,325 | 0,323 | 0,322 | 0,322 | 0,278 | 0,264 | 0,267 |



IX

F J E R K R A E
G E F L U E G E L
Π Ο Υ Λ Ε Ρ Ι Κ Α
P O U L T R Y
V O L A I L L E
P O L L A M E
G E V O G E L T E

**SLUSEPRISER
EINSCHLEUSUNGSPREISE
ΤΙΜΕΣ ΑΝΑΣΧΕΣΕΩΣ
SLUICE-GATE PRICES
PRIX D'ÉCLUSE
PREZZI LIMITE
SLUISPRIJZEN**

**Afgifter ved indførsler fra tredjelande
Abschöpfungen bei Einfuhr aus Drittländern
Εισφορές κατά την εισαγωγή από τρίτες χώρες
Levies on imports from third countries
Prélèvements à l'importation des pays tiers
Prelevi all'importazione dai paesi terzi
Heffingen bij invoer uit derde landen**

**FJERKRÆ
GEFLÜGEL
ΠΟΥΛΕΡΙΚΑ
POULTRY
VOLAILLE
POLLAME
GEVOGELTE**

I = Slusepriser – Einschleusungspreise – Τιμές ανασχέσεως – Sluice-gate prices – Prix d'écluse – Prezzi limite – Sluisprijzen
II = Afgifter – Abschöpfungen – Εισφορές – Levies – Prélèvements – Prelevi – Heffingen

ECU

| Tarifnummer Tarifnummer Δασμολογική κλάση Tariff No N° tarifaire N. Tariffario Tariefnummer | 1 9 8 2 | | | | | | | | | |
|---|------------------------------------|-------------------|----------------------------------|--------------------|---|-------------------|-----------------------------------|--|--|--|
| | 1.11.81 31.1.82 | 1.2.82 30.4.82 | 1.5.82 31.7.82 | 1.5.82 31.10.82 | 1.11.82 31.1.83 | 1.2.83 30.4.83 | | | | |
| | A. Daggeale kyllinger Poussins | | Kiken Pulcini | | Κετσός Νεοσσός | | Chicks Eendagskulkens | | | |
| 01.05 A II | I | 23,43 | 22,93 | 22,93 | 23,12 | 22,84 | 22,57 | | | |
| | II | 4,34 | 4,84 | 4,84 | 5,49 | 5,77 | 6,04 | | | |
| | B. Høns Coqs, poules et poulets | | Hühner Galli, galline e polli | | Πτερυγοί, κόττες, καί κοτόπουλα Μανεν, κίππεν εν κουλκέν | | Fowls Manen, kippen en kulkens | | | |
| | 1. Levende Vivants | | Lebende Vivi | | Ζώντα Live | | 100 pièces-stuks | | | |
| 01.05 B I | I | 78,64 | 76,18 | 76,18 | 76,99 | 76,17 | 75,34 | | | |
| | II | 16,18 | 19,00 | 19,00 | 21,32 | 22,26 | 23,21 | | | |
| | 2. Slagtet Abattus | | Geschlachtete Macellati | | Εσφαγμένα Κοτόπουλα 83 % | | Slaughtered Geslachte | | | |
| | a) 83 pct.-høns Poulets 83 % | | Hühner 83 % Polli 83 % | | 83 % chickens Kippen 83 % | | 100 kg | | | |
| 02.02 A I a) | I | 98,80 | 95,71 | 95,71 | 96,73 | 95,70 | 94,66 | | | |
| | II | 20,33 | 23,86 | 23,86 | 26,78 | 27,97 | 29,15 | | | |
| | b) 70 pct.-høns Poulets 70 % | | Hühner 70 % Polli 70 % | | Κοτόπουλα 70 % | | 70 % chickens Kippen 70 % | | | |
| 02.02 A I b) | I | 112,34 | 108,83 | 108,83 | 109,99 | 108,81 | 107,63 | | | |
| | II | 23,12 | 27,14 | 27,14 | 30,46 | 31,80 | 33,15 | | | |
| | c) 65 pct.-høns Poulets 65 % | | Hühner 65 % Polli 65 % | | Κοτόπουλα 65 % | | 65 % chickens Kippen 65 % | | | |
| 02.02 A I c) | I | 122,41 | 118,58 | 118,58 | 119,84 | 118,56 | 117,28 | | | |
| | II | 25,19 | 29,56 | 29,56 | 33,19 | 34,65 | 36,12 | | | |
| | C. Aender Canards | | Enten Anatre | | Πάπιες | | Ducks Eenden | | | |
| | 1. Levende Vivants | | Lebende Vivi | | Ζώες | | Live Levende | | | |
| 01.05 B II | I | 102,33 | 99,47 | 99,47 | 100,59 | 98,97 | 97,40 | | | |
| | II | 23,63 | 26,71 | 26,71 | 30,95 | 32,70 | 34,39 | | | |
| | 2. Slagtet Abattus | | Geschlachtete Macellati | | Εσφαγμένες | | Slaughtered Geslachte | | | |
| | a) 85 pct.-ducks Canards 85 % | | Enten 85 % Anatre 85 % | | Πάπιες 85 % | | 85 % ducks Eenden 85 % | | | |
| 02.02 A II a) | I | 120,38 | 117,02 | 117,02 | 118,34 | 116,43 | 114,58 | | | |
| | II | 27,80 | 31,42 | 31,42 | 36,42 | 40,46 | 40,46 | | | |
| | b) 70 pct.-ducks Canards 70 % | | Enten 70 % Anatre 70 % | | Πάπιες 70 % | | 70 % ducks Eenden 70 % | | | |
| 02.02 A II b) | I | 146,18 | 142,10 | 142,10 | 143,70 | 141,39 | 139,14 | | | |
| | II | 33,75 | 38,16 | 38,16 | 44,22 | 46,71 | 49,13 | | | |
| | c) 63 pct.-ducks Canards 63 % | | Enten 63 % Anatre 63 % | | Πάπιες 63 % | | 63 % ducks Eenden 63 % | | | |
| 02.02 A II c) | I | 162,42 | 157,89 | 157,89 | 159,66 | 157,09 | 154,60 | | | |
| | II | 37,51 | 42,40 | 42,40 | 49,14 | 51,90 | 54,59 | | | |

**SLUSEPRISER
EINSCHLEUSUNGSPREISE
ΤΙΜΕΣ ΑΝΑΣΧΕΣΕΩΣ
SLUICE-GATE PRICES
PRIX D'ECLUSE
PREZZI LIMITE
SLUISPRIJZEN**

**Afgiften ved indførsler fra tredjelände
Abschöpfungen bei Einfuhr aus Drittländern
Εισφορές κατά την εισαγωγή από τρίτες χώρες
Levies on imports from third countries
Prélèvements à l'importation des pays tiers
Prelevi all'importazione dai paesi terzi
Heffingen bij invoer uit derde landen**

**FJERKRÆ
GEFLÜGEL
ΠΟΥΛΕΡΙΚΑ
POULTRY
VOLAILLE
POLLAME
GEVOGELTE**

I = Slusepriser – Einschleusungspreise – Τιμές ανασχέσεως – Sluice-gate prices – Prix d'ecluse – Prezzi limite – Sluisprijzen
II = Afgiften – Abschöpfungen – Εισφορές – Levies – Prélèvements – Prelevi – Heffingen

ECU

| Tarifnummer Tarifnummer Δασμολογική κλάση Tariff No N° tarifaire N. Tariffario Tariefnummer | 1982 | | | | | | | | | | | | | | | | | |
|---|--------------------------------------|----------|--|----------|----------|---------|--------------------------------------|--|----------------------------------|--|--|--|--|--|--|--|--|--|
| | 01.11.81 | 01.02.82 | 1.5.82 | 1.8.82 | 1.11.82 | 1.2.83 | | | | | | | | | | | | |
| | 31.01.82 | 30.04.82 | 31.7.82 | 31.10.82 | 31.01.83 | 30.4.83 | | | | | | | | | | | | |
| | D. Gæs | | Gänse | | | | Χήνες | | Geese | | | | | | | | | |
| | Oies | | Oche | | | | Ganzen | | | | | | | | | | | |
| 01. 05 B III | 1. Levende Vivantes | | Lebende Vivi | | | | Ζώσες Levende | | Live 100 pièces-stuks | | | | | | | | | |
| | I | 121,68 | 118,97 | 118,97 | 120,03 | 118,50 | 117,01 | | | | | | | | | | | |
| | II | 23,23 | 26,01 | 26,01 | 29,96 | 31,54 | 33,06 | | | | | | | | | | | |
| 02. 02 A III a) | 2. Slagtet Abattues | | Geschlachtete Macellati | | | | Ἐφαγμένες Geslachte | | Slaughtered 100 kg | | | | | | | | | |
| | a) 82 pct-gæs Oies 82 % | | Gänse 82 % Oche 82 % | | | | Χήνες 82 % Ganzen 82 % | | 82 % geese | | | | | | | | | |
| | I | 173,83 | 169,96 | 169,96 | 171,47 | 169,28 | 167,15 | | | | | | | | | | | |
| | II | 33,18 | 37,15 | 37,15 | 42,80 | 45,05 | 47,23 | | | | | | | | | | | |
| 02. 02 A III b) | b) 75 pct-gæs Oies 75 % | | Gänse 75 % Oche 75 % | | | | Χήνες 75 % Ganzen 75 % | | 75 % geese | | | | | | | | | |
| | I | 165,87 | 161,64 | 161,64 | 163,29 | 160,90 | 158,57 | | | | | | | | | | | |
| | II | 34,58 | 38,92 | 38,92 | 45,10 | 47,55 | 49,93 | | | | | | | | | | | |
| 01. 05 B IV | E. Kalkuner Dindes | | Truthühner Tacchini | | | | Ἰνδιάνοι Kalkoenen | | Turkeys 100 pièces-stuks | | | | | | | | | |
| | 1. Levende Vivantes | | Lebende Vivi | | | | Ζώσες Levende | | Live | | | | | | | | | |
| | I | 107,17 | 105,15 | 105,15 | 105,94 | 104,79 | 103,68 | | | | | | | | | | | |
| | II | 18,26 | 20,34 | 20,34 | 23,56 | 24,74 | 25,88 | | | | | | | | | | | |
| 02. 02 A IV α) | 2. Slagtet - 80 % Abattues - 80 % | | Geschlachtete - 80 % Macellati - 80 % | | | | Ἐφαγμένοι - 80 % Geslachte - 80 % | | Slaughtered - 80 % 100 kg | | | | | | | | | |
| | I | 153,10 | 150,21 | 150,21 | 151,34 | 149,70 | 148,11 | | | | | | | | | | | |
| | II | 26,08 | 29,05 | 29,05 | 33,66 | 35,34 | 36,97 | | | | | | | | | | | |
| 01. 05 Β V | F. Perlehøns Pintades | | Perlhühner Faraone | | | | Φραγκόκοιτες Parelhoenders | | Guinea fowls 100 pièces-stuks | | | | | | | | | |
| | 1. Levende Vivantes | | Lebende Vivi | | | | Ζώσες Levende | | Live | | | | | | | | | |
| | I | 132,14 | 129,11 | 129,11 | 130,29 | 128,58 | 126,91 | | | | | | | | | | | |
| | II | 27,67 | 31,06 | 31,06 | 35,40 | 37,32 | 39,18 | | | | | | | | | | | |
| 02. 02 A V | 2. Slagtet Abattues | | Geschlachtete Macellati | | | | Ἐφαγμένες Geslachte | | Slaughtered 100 kg | | | | | | | | | |
| | I | 188,77 | 184,44 | 184,44 | 186,13 | 183,68 | 181,30 | | | | | | | | | | | |
| | II | 39,53 | 44,37 | 44,37 | 50,57 | 53,31 | 55,97 | | | | | | | | | | | |

**PRISER KONSTATERT PÅ HJEMMEMARKEDET
PREISE FESTGESTELLT AUF DEM INLÄNDISCHEN MARKT
ΤΙΜΕΣ ΔΙΑΠΙΣΤΩΘΕΙΣΣΕΣ ΣΤΗΝ ΕΣΩΤΕΡΙΚΗ ΑΓΟΡΑ
PRICES RECORDED ON THE INTERNAL MARKET
PRIX CONSTATES SUR LE MARCHÉ INTERIEUR
PREZZI CONSTATATI SUL MERCATO NAZIONALE
PRIJZEN WAARGENOMEN OP DE BINNENLANDSE MARKT**

**FJERKRÆ
GEFLÜGEL
ΠΟΥΛΕΡΙΚΑ
POULTRY
VOLAILLE
POLLAME
GEVOGELTE**

MN/kg - PAB

| Beskrivelse Beschreibung Περιγραφή Description Descrizione Omschrijving | Kvaliteter Qualitäten Ποιότητες Qualities Qualités Qualità Kwaliteiten | 1 9 8 2 | | | | | | | | | | | |
|--|--|---------|--------|--------|--------|--------|--------|--------|--------|--------|--------|--------|--------|
| | | JAN | FEB | MAR | APR | MAI | JUN | JUL | AUG | SEP | OCT | NOV | DEC |
| BELGIQUE - BELGIE | | | | | | | | | | | | | |
| FRANCO FRONTIERE ALLEMANDE | Poulets-Kuikens 83 % | | | | | | | | | | | | |
| FRANCO WESTDUIJTSE GRENS | 70 % | 54,71 | 60,23 | 65,29 | 64,36 | 62,93 | 65,15 | 63,29 | 59,70 | 57,00 | 58,28 | 58,46 | 58,28 |
| DANMARK | | | | | | | | | | | | | |
| Slagteri til detailhandel | Kyllinger 70 % 1000 gr. | 11,04 | 11,00 | 11,00 | 11,02 | 11,10 | 11,15 | 11,24 | 11,33 | 11,51 | 11,60 | 11,60 | 11,60 |
| | Høns 70 % 2000 gr | 7,75 | 7,75 | 7,75 | 7,76 | 7,80 | 7,80 | 7,80 | 7,95 | 8,10 | 8,10 | 8,10 | 8,10 |
| BR DEUTSCHLAND | | | | | | | | | | | | | |
| Großhandelsverkaufspreise ab Schlachtereien (Markt- und Preisberichts-kommission) | Hähnch. Kl. A 70 % bratf. (950-1000 g) | 3,38 | 3,56 | 3,55 | 3,50 | 3,35 | 3,34 | 3,27 | 3,18 | 3,05 | 3,03 | 2,96 | 2,95 |
| | grillf. (600-1000 g) 65 % | 3,61 | 3,71 | 3,73 | 3,71 | 3,62 | 3,64 | 3,60 | 3,53 | 3,46 | 3,44 | 3,41 | 3,38 |
| | Suppenhühner Kl. A 70 % | 2,56 | 2,44 | 2,56 | 2,52 | 2,34 | 2,21 | 2,13 | 2,04 | 2,10 | 2,30 | 2,29 | 2,28 |
| ΕΛΛΑΣ | | | | | | | | | | | | | |
| Τιμή χονδρικής πώλησης ('Αγορά: 'Αθήνα) | Κοτόπουλα 70 % | 104,00 | 104,50 | 105,30 | 112,80 | 112,61 | 118,00 | 121,53 | 125,87 | 125,97 | 125,53 | 125,57 | 125,45 |
| FRANCE | | | | | | | | | | | | | |
| Prix de gros à la vente (Marché: Paris - Rungis) | Poulets cl. A (moyens) 83 % | 6,60 | 7,46 | 7,49 | 7,57 | 7,98 | 8,20 | 7,56 | 6,98 | 7,73 | 6,52 | 6,60 | 6,78 |
| | Poules « cocotte » 83 % | 6,05 | 5,20 | 4,92 | 4,56 | 4,09 | 3,86 | 4,24 | 4,65 | 5,04 | 4,88 | 5,51 | 4,97 |
| IRELAND lb/PAB | | | | | | | | | | | | | |
| Wholesale to retailer price | Chickens 70 % | 65,70 | 67,70 | 65,70 | 65,60 | 66,20 | 66,20 | 65,90 | 65,70 | 63,63 | 63,63 | 65,95 | 67,00 |
| ITALIA | | | | | | | | | | | | | |
| Prezzi d'acquisto all'ingrosso (Mercato: Milano) | Pollai allevati a terra, 1ª scelta 83 % | 1454 | 1531 | 1630 | 1463 | 1575 | 1660 | 1988 | 1988 | 1500 | 1494 | 1425 | 1395 |
| | Pollai allevati in batteria, 1ª scelta 65 % | - | - | - | - | - | - | - | - | - | - | - | - |
| | Galline, 1ª scelta 83 % | 1538 | 1519 | 1590 | 1456 | 1338 | 1165 | 1231 | 1375 | 1425 | 1463 | 1619 | 1590 |
| LUXEMBOURG | | | | | | | | | | | | | |
| Prix de gros à la vente, franco magasin de détail | Poulets 83 % | | | | | | | | | | | | |
| | 70 % | 70 | 70 | 70 | 70 | 70,0 | 70,0 | 70,0 | 70,0 | 70,0 | 70,0 | 70,0 | 70,0 |
| Poules | 83 % | | | | | | | | | | | | |
| | 70 % | 58 | 58 | 58 | 58 | 58,0 | 58,0 | 58,0 | 58,0 | 58,0 | 58,0 | 58,0 | 58,0 |
| NEDERLAND | | | | | | | | | | | | | |
| Groothandelsverkoop-prijs | Kuikens 70 % | 3,35 | 3,38 | 3,37 | 3,39 | 3,39 | 3,37 | 3,20 | 3,18 | 3,14 | 2,96 | 2,87 | 2,86 |
| | Kippen 70 % | 2,71 | 2,78 | 2,82 | 2,75 | 2,70 | 2,59 | 2,41 | 2,50 | 2,53 | 2,49 | 2,30 | 2,28 |
| UNITED KINGDOM lb/PAB | | | | | | | | | | | | | |
| Wholesale selling price (Market: London central markets) | Chickens Grade A 83 % Fresh (2-4 lb) | 33,250 | 32,625 | 35,063 | 36,790 | 36,750 | 36,325 | 35,020 | 35,050 | 35,070 | 33,138 | 34,100 | 35,290 |
| | Oven-ready 70 % (2 lb 10 oz - 3 lb 14 oz) | 40,275 | 40,950 | 42,625 | 41,530 | 44,438 | 45,263 | 44,780 | 42,938 | 41,330 | 39,950 | 39,375 | 38,580 |
| | Hens Grade A 83 % Fresh (OVER 5 lb) | 18,563 | 20,813 | 21,625 | 21,650 | 21,675 | 19,913 | 19,800 | 19,563 | 17,900 | 17,013 | 18,563 | 18,500 |
| | Oven-ready 70 % (5 lb + over) | 29,063 | 29,338 | 29,875 | 30,530 | 30,763 | 31,288 | 31,150 | 29,975 | 28,490 | 28,188 | 27,813 | 28,550 |

**PRISER KONSTATERT PÅ HJEMMEMARKEDET
PREISE FESTGESTELLT AUF DEM INLÄNDISCHEN MARKT
ΤΙΜΕΣ ΔΙΑΠΙΣΤΩΘΕΙΣΕΣ ΣΤΗΝ ΕΣΩΤΕΡΙΚΗ ΑΓΟΡΑ
PRICES RECORDED ON THE INTERNAL MARKET
PRIX CONSTATES SUR LE MARCHÉ INTERIEUR
PREZZI CONSTATATI SUL MERCATO NAZIONALE
PRIJZEN WAARGENOMEN OP DE BINNENLANDSE MARKT**

**FJERKRÆ
GEFLÜGEL
ΠΟΥΛΕΠΙΚΑ
POULTRY
VOLAILLE
POLLAME
GEVOGELTE**

MN/kg - PAB

| Beskrivelse Beschreibung Περιγραφή Description Descrizione Omschrijving | Kvaliteter Qualitäten Ποιότητες Qualités Qualità Kwaliteiten | 1982 | | | | | | 1983 | | | | | | |
|---|---|-----------------------------|--------|--------|--------|--------|--------|--------|--------|--------|--------|--------|--------|-------|
| | | NOV | | | DEC | | | JAN | | | | | | |
| | | 8-14 | 15-21 | 22-28 | 29-05 | 6-12 | 13-19 | 20-26 | 27-02 | 03-09 | 10-16 | 17-23 | 24-30 | |
| BELGIQUE - BELGIE | | | | | | | | | | | | | | |
| Prix de gros à la vente, départ abattoir Groothandelsverkoop- prijs, af slachterij | Poulets- Kuikens | 83 % | | | | | | | | | | | | |
| | | 70 % | 59,00 | 58,28 | 58,28 | 58,28 | 58,28 | 58,28 | 58,28 | 58,28 | 62,57 | 66,71 | 65,43 | 65,43 |
| DANMARK | | | | | | | | | | | | | | |
| Slagteri til detailhandel | Kyllinger | 70 % 1000 gr. | 11,60 | 11,60 | 11,60 | 11,60 | 11,60 | 11,60 | 11,60 | 11,60 | 11,20 | 11,20 | | |
| | Høns | 70 % 1000 gr. | 8,10 | 8,10 | 8,10 | 8,10 | 8,10 | 8,10 | 8,10 | 8,10 | 7,30 | 7,30 | | |
| BR DEUTSCHLAND | | | | | | | | | | | | | | |
| Großhandelsverkaufs- preise ab Schlachtereien (Markt- und Preisberichts- kommission) | Hähnch. Kl. A | 70 % bratf. (950-1000 g) | 2,95 | 2,95 | 2,95 | 2,95 | 2,95 | 2,95 | 2,95 | 2,95 | 3,00 | 3,00 | 3,00 | 3,00 |
| | grillf. (600-1000 g) | 65 % | 3,42 | 3,40 | 3,38 | 3,38 | 3,38 | 3,38 | 3,38 | 3,38 | 3,42 | 3,43 | 3,43 | |
| | Suppenhühner Kl. A | 70 % | 2,28 | 2,28 | 2,28 | 2,28 | 2,28 | 2,28 | 2,28 | 2,28 | 2,31 | 2,33 | 2,30 | |
| ΕΛΛΑΣ | | | | | | | | | | | | | | |
| Τιμή χονδρικής πώλησης ('Αγορά: 'Αθήνα) | Κοτόπουλα | 70 % | 125,80 | 125,50 | 125,50 | 125,50 | 125,30 | 125,50 | 125,50 | 125,50 | 124,50 | | | |
| FRANCE | | | | | | | | | | | | | | |
| Prix de gros à la vente (Marché: Paris - Rungis) | Poulets cl. A | 83 % (moyens) | 6,85 | 6,26 | 5,92 | 5,96 | 6,04 | 6,78 | 7,64 | 7,42 | 7,88 | 8,52 | 8,54 | |
| | Poules « cocotte » | 83 % | 5,65 | 5,83 | 5,20 | 5,23 | 4,88 | 4,58 | 5,10 | 5,20 | 4,56 | 4,92 | 5,06 | |
| IRELAND lb/PAB | | | | | | | | | | | | | | |
| Wholesale to retailer price | Chickens | 70 % | 65,95 | 65,95 | 65,95 | 67,00 | 67,00 | 67,00 | 67,00 | 67,00 | | | | |
| ITALIA | | | | | | | | | | | | | | |
| Prezzi d'acquisto all'ingrosso (Mercato: Milano) | Polli allevati terra, 1ª scelta | 83 % | 1500 | 1400 | 1350 | 1425 | 1425 | 1425 | 1375 | 1325 | 1325 | | | |
| | Polli allevati in batteria, 1ª scelta | 65 % | | | | | | | | | | | | |
| | Galline, 1ª scelta | 83 % | 1700 | 1700 | 1450 | 1450 | 1450 | 1550 | 1750 | 1750 | 1650 | | | |
| LUXEMBOURG | | | | | | | | | | | | | | |
| Prix de gros à la vente, franco magasin de détail | Poulets | 83 % | | | | | | | | | | | | |
| | | 70 % | 70 | 70 | 70 | 70 | 70 | 70 | 70 | 70 | 70 | 70 | 70 | 70 |
| | Poules | 83 % | | | | | | | | | | | | |
| | | 70 % | 58 | 58 | 58 | 58 | 58 | 58 | 58 | 58 | 58 | 58 | 58 | 58 |
| NEDERLAND | | | | | | | | | | | | | | |
| Groothandelsverkoop- prijs | Kuikens | 70 % | 2,87 | 2,86 | 2,85 | 2,85 | 2,87 | 2,90 | 2,85 | 2,84 | 2,82 | 2,90 | 2,83 | |
| | Kippen | 70 % | 2,23 | 2,25 | 2,25 | 2,47 | 2,36 | 2,24 | 2,37 | 1,99 | 2,23 | 2,00 | 2,31 | |
| UNITED KINGDOM lb/PAB | | | | | | | | | | | | | | |
| Wholesale selling price (Market: London central markets) | Chickens Grade A Fresh (2-4 lb) | 83 % | 34,150 | 34,050 | 34,150 | 34,050 | 34,800 | 35,300 | 35,300 | 37,000 | 37,050 | 35,500 | 35,500 | |
| | Oven-ready (2lb10oz-3lb14oz) | 70 % | 39,600 | 39,250 | 39,250 | 39,100 | 38,550 | 38,400 | 38,400 | 38,450 | 38,750 | 38,750 | 38,250 | |
| | Hens Grade A Fresh (Over 5 lb) | 83 % | 18,250 | 18,500 | 18,500 | 18,500 | 18,500 | 18,500 | 18,500 | 18,500 | 17,250 | 18,000 | 18,500 | |
| | Oven-ready (5lb+over) | 70 % | 27,750 | 27,750 | 28,000 | 28,500 | 28,500 | 28,500 | 28,500 | 28,750 | 28,500 | 28,750 | 29,000 | |

X

OKSEKØD

RINDFLEISCH

BOEIO KPEΑΣ

BEEF AND VEAL

CARNE BOVINA

RUNDVLEES

LEVENDE KVÆG
LEBENDE RINDER
ΖΩΝΤΑ ΒΟΟΕΙΔΗ
LIVE ADULT BOVINE ANIMALS
BOVINS VIVANTS
BOVINI VIVI
LEVENDE RUNDEREN

Markedspriser
Marktpreise
Τιμές της αγοράς
Market prices
Prix de marché
Prezzi di mercato
Marktprijzen

EF-lande
EG-Länder
Χώρες της ΕΚ
Community countries
Pays de la CE
Paesi della CE
EG-landen

OKSEKØD
RINDFLEISCH
ΒΟΕΙΟ ΚΡΕΑΣ
BEEF AND VEAL
VIANDE BOVINE
CARNE BOVINA
RUNDVLEES

100 kg - PVI

| Markeder Märkte Ἀγορές Markets Marchés Mercati Markten | Handelsklasser Handelsklassen Ἐμπορευθέντα ἔδη Classes marketées Classes commercialisées Classi commercializzate Handelsklassen | 1982 | | | | | | | | | |
|--|---|--------|---------------------|---------|---------|---------|--|--|--|--|--|
| | | NOV | DEC | | | | | | | | |
| BELGIQUE - BELGIE | | | | | | | | | | | |
| Prix d'orientation - Oriëntatieprijs | | BFR | 8246,0 (1) 8436,0 | | | | | | | | |
| ANDERLECHT | Bœufs - Ossen | 60% | 4 | BFR | 8660,0 | 8674,2 | | | | | |
| | Génisses - Vaarzen | 60% | 11 | | 8560,0 | 8514,5 | | | | | |
| | Bœufs - Ossen | 55% | 5 | | 7910,0 | 7875,8 | | | | | |
| | Génisses - Vaarzen | 55% | 12 | | 7460,0 | 7425,8 | | | | | |
| | Taureaux - Stieren | 60% | 16 | BFR | 8668,3 | 8698,4 | | | | | |
| | | 55% | 17 | | 7786,7 | 7869,4 | | | | | |
| | Vaches - Koeien | 55% | 14 | | 6886,7 | 6901,6 | | | | | |
| | | 50% | 16 | | 5776,7 | 5911,3 | | | | | |
| Bétail de fabrication - Fabricatievee | | 5 | | 4996,7 | 5254,9 | | | | | | |
| Moyenne pondérée toutes classes Gewogen gemiddelde alle klassen | | 100 | | BFR | 7427,6 | 7472,8 | | | | | |
| | | | | ECU | 172,827 | 173,878 | | | | | |
| DANMARK | | | | | | | | | | | |
| Oriënteringspris | | DKR | 1579,86 (1) 1616,25 | | | | | | | | |
| KØBENHAVN (Noterings- center) | Stude | PRIMA | 0,8 | DKR | 1328,33 | 1320,00 | | | | | |
| | | 1. Kl. | 0,1 | | 1303,33 | 1295,00 | | | | | |
| | | 2. Kl. | 0,1 | | 1278,33 | 1270,00 | | | | | |
| | Kvier | PRIMA | 6,8 | | 1123,50 | 1224,44 | | | | | |
| | | 1. Kl. | 2,2 | | 1201,00 | 1201,94 | | | | | |
| | | 2. Kl. | 0,3 | | 1176,00 | 1176,94 | | | | | |
| | Køer med kalvetænder | PRIMA | 3,5 | | 1106,50 | 1104,44 | | | | | |
| | | 1. Kl. | 2,5 | | 1079,00 | 1076,94 | | | | | |
| | Køer | 1. Kl. | 17,0 | DKR | 1089,00 | 1086,94 | | | | | |
| | | 2. Kl. | 8,5 | | 1041,50 | 1039,44 | | | | | |
| | | 3. Kl. | 5,1 | | 934,00 | 931,94 | | | | | |
| | | 4. Kl. | 3,4 | | 816,50 | 814,43 | | | | | |
| | Tyre | PRIMA | 2,2 | | 1338,00 | 1335,00 | | | | | |
| | | 1. Kl. | 0,4 | | 1313,00 | 1310,00 | | | | | |
| 2. Kl. | | 0,1 | | 1290,50 | 1287,50 | | | | | | |
| Ungtyre. 220-500 Kg | SUPER | 4,9 | | 1496,00 | 1512,58 | | | | | | |
| | EXTRA | 28,0 | | 1441,00 | 1457,58 | | | | | | |
| | 1. Kl. | 11,8 | | 1376,00 | 1392,58 | | | | | | |
| | 2. Kl. | 2,3 | | 1301,00 | 1317,58 | | | | | | |
| Vejet gennemsnit alle klasser | | 100 | | DKR | 1246,17 | 1253,06 | | | | | |
| | | | | ECU | 151,344 | 152,181 | | | | | |
| BR DEUTSCHLAND | | | | | | | | | | | |
| Oriënteringspreis | | DM | 494,11 (1) 504,49 | | | | | | | | |
| Ø 12 MÄRKTE | Ochsen | Kl. A | 1,5 | DM | 416,64 | 418,35 | | | | | |
| | | Kl. B | 0,5 | | 391,24 | 393,79 | | | | | |
| | Bullen | Kl. A | 37,4 | | 462,99 | 462,06 | | | | | |
| | | Kl. B | 11 | | 430,26 | 426,13 | | | | | |
| | | Kl. C | 1,5 | | 387,18 | 382,93 | | | | | |
| | Kühe | Kl. A | 8,5 | DM | 359,11 | 355,47 | | | | | |
| | | Kl. B | 17,2 | | 327,87 | 326,48 | | | | | |
| | | Kl. C | 6,1 | | 286,73 | 290,96 | | | | | |
| | | Kl. D | 1,2 | | 250,75 | 251,61 | | | | | |
| | Färsen | Kl. A | 11,5 | | 406,87 | 405,30 | | | | | |
| | | Kl. B | 3,1 | | 378,54 | 375,40 | | | | | |
| | | Kl. C | 0,5 | | 338,70 | 346,15 | | | | | |
| Gewogener Durchschnitt aller Klassen | | 100 | | DM | 402,14 | 400,79 | | | | | |
| | | | | ECU | 156,155 | 155,632 | | | | | |

(1) A partir du 6.12.1982

LEVENDE KVÆG
LEBENDE RINDER
ΖΩΝΤΑ ΒΟΟΕΙΑΗ
LIVE ADULT BOVINE ANIMALS
BOVINS VIVANTS
BOVINI VIVI
LEVENDE RUNDEREN

Markedspriser
Marktpreise
Τιμές της αγοράς
Market prices
Prix de marché
Prezzi di mercato
Marktprijzen

EF-lande
EG-Länder
Χώρες της ΕΚ
Community countries
Pays de la CE
Paesi della CE
EG-landen

OKSEKØD
RINDFLEISCH
BOEIO KPEAZ
BEEF AND VEAL
VIANDE BOVINE
CARNE BOVINA
RUNDVLEES

100 kg - PVI

| Markeder Märkte Αγορές Marchés Mercati Markten | Handelsklasser Handelsklassen Εμπορευθέντα ζώα Classes marketed Classes commercialisées Classi commercializzate Handelsklassen | 1982 | | | | | | | | | | |
|--|--|--------|-------------------|---------|---------|---------|---------|---------|---------|---------|---------|---------|
| | | OCT | | NOV | | | | DEC | | | | |
| | | 29-4 | 5-11 | 12-18 | 19-25 | 26-2 | 3-9 | 10-16 | 17-23 | 24-30 | 31-6 | |
| BELGIQUE - BELGIE | | | | | | | | | | | | |
| Prix d'orientation - Oriëntatieprijs | | BFR | (1) 8436,0 | | | | | | | | | |
| ANDERLECHT | Bœufs - Ossen 60% | 4 | 8700,0 | 8700,0 | 8700,0 | 8600,0 | 8600,0 | 8650,0 | 8650,0 | 8650,0 | 8750,0 | 8800,0 |
| | Génisses - Vaarzen 60% | 11 | 8600,0 | 8600,0 | 8600,0 | 8500,0 | 8500,0 | 8500,0 | 8500,0 | 8450,0 | 8600,0 | 8600,0 |
| | Bœufs - Ossen 55% | 5 | 7950,0 | 7950,0 | 7950,0 | 7850,0 | 7850,0 | 7850,0 | 7850,0 | 7850,0 | 7950,0 | 7950,0 |
| | Génisses - Vaarzen 55% | 12 | 7500,0 | 7500,0 | 7500,0 | 7400,0 | 7400,0 | 7400,0 | 7400,0 | 7400,0 | 7500,0 | 7500,0 |
| | Taureaux - Stieren 60% | 16 | 8700,0 | 8700,0 | 8700,0 | 8600,0 | 8650,0 | 8700,0 | 8700,0 | 8650,0 | 8750,0 | 8750,0 |
| | 55% | 17 | 7850,0 | 7850,0 | 7800,0 | 7700,0 | 7750,0 | 7850,0 | 7850,0 | 7850,0 | 7950,0 | 7950,0 |
| | Vaches - Koeien 55% | 14 | 6950,0 | 6900,0 | 6900,0 | 6850,0 | 6850,0 | 6850,0 | 6850,0 | 6850,0 | 7050,0 | 7050,0 |
| | 50% | 18 | 5800,0 | 5750,0 | 5850,0 | 5700,0 | 5800,0 | 5850,0 | 5900,0 | 5900,0 | 6000,0 | 6100,0 |
| Bétail de fabrication - Fabricatievee | 5 | 5000,0 | 5000,0 | 5000,0 | 4950,0 | 5050,0 | 5150,0 | 5250,0 | 5250,0 | 5400,0 | 5450,0 | |
| Moyenne pondérée toutes classes Gewogen gemiddelde alle klassen | 100 | BFR | 7469,0 | 7454,0 | 7461,5 | 7363,0 | 7400,5 | 7440,5 | 7453,5 | 7440,0 | 7562,0 | 7582,5 |
| | | ECU | 173,790 | 173,441 | 173,616 | 171,324 | 172,196 | 173,127 | 173,430 | 173,115 | 175,954 | 176,431 |
| DANMARK | | | | | | | | | | | | |
| Orienteringspris | | DKR | (1) 1616,25 | | | | | | | | | |
| KØBENHAVN (Noteringscenter) | Stude | PRIMA | 0,8 | 1330,00 | 1330,00 | 1330,00 | 1330,00 | 1320,00 | 1320,00 | 1320,00 | 1320,00 | 1320,00 |
| | | 1. KI. | 0,1 | 1305,00 | 1305,00 | 1305,00 | 1305,00 | 1295,00 | 1295,00 | 1295,00 | 1295,00 | 1295,00 |
| | | 2. KI. | 0,1 | 1280,00 | 1280,00 | 1280,00 | 1280,00 | 1270,00 | 1270,00 | 1270,00 | 1270,00 | 1270,00 |
| | Kvier | PRIMA | 6,8 | 1227,50 | 1227,50 | 1227,50 | 1217,50 | 1217,50 | 1227,50 | 1227,50 | 1222,50 | 1222,50 |
| | | 1. KI. | 2,2 | 1205,00 | 1205,00 | 1205,00 | 1195,00 | 1195,00 | 1205,00 | 1205,00 | 1200,00 | 1200,00 |
| | | 2. KI. | 0,3 | 1180,00 | 1180,00 | 1180,00 | 1170,00 | 1170,00 | 1180,00 | 1180,00 | 1175,00 | 1175,00 |
| | Køer med kalvetænder | PRIMA | 3,5 | 1112,50 | 1112,50 | 1112,50 | 1097,50 | 1097,50 | 1107,50 | 1107,50 | 1102,50 | 1102,50 |
| | | 1. KI. | 2,5 | 1085,00 | 1085,00 | 1085,00 | 1070,00 | 1070,00 | 1080,00 | 1080,00 | 1075,00 | 1075,00 |
| | Køer | 1. KI. | 17,0 | 1095,00 | 1095,00 | 1095,00 | 1080,00 | 1080,00 | 1090,00 | 1090,00 | 1085,00 | 1085,00 |
| | | 2. KI. | 8,5 | 1047,50 | 1047,50 | 1047,50 | 1032,50 | 1032,50 | 1042,50 | 1042,50 | 1037,50 | 1037,50 |
| | | 3. KI. | 5,1 | 940,00 | 940,50 | 940,00 | 925,00 | 925,00 | 935,00 | 935,00 | 930,00 | 930,00 |
| | | 4. KI. | 3,4 | 822,50 | 822,50 | 822,50 | 807,50 | 807,50 | 817,50 | 817,50 | 812,50 | 812,50 |
| | Tyre | PRIMA | 2,2 | 1340,00 | 1340,00 | 1340,00 | 1335,00 | 1335,00 | 1335,00 | 1335,00 | 1335,00 | 1335,00 |
| | | 1. KI. | 0,4 | 1315,00 | 1315,00 | 1315,00 | 1310,00 | 1310,00 | 1310,00 | 1310,00 | 1310,00 | 1310,00 |
| Ungtyre. 220-500 Kg | SUPER | 4,9 | 1292,50 | 1292,50 | 1292,50 | 1287,50 | 1287,50 | 1287,50 | 1287,50 | 1287,50 | 1287,50 | |
| | EXTRA | 28,0 | 1500,00 | 1500,00 | 1500,00 | 1490,00 | 1490,00 | 1500,00 | 1515,00 | 1520,00 | 1525,00 | |
| | 1. KI. | 11,8 | 1445,00 | 1445,00 | 1445,00 | 1435,00 | 1435,00 | 1445,00 | 1460,00 | 1465,00 | 1470,00 | |
| | 2. KI. | 2,3 | 1380,00 | 1380,00 | 1380,00 | 1370,00 | 1370,00 | 1380,00 | 1395,00 | 1400,00 | 1405,00 | |
| | | | 1305,00 | 1305,00 | 1305,00 | 1295,00 | 1295,00 | 1305,00 | 1320,00 | 1325,00 | 1325,00 | |
| Vejet gennemsnit alle klasser | | 100 | DKR | 1250,89 | 1250,89 | 1250,89 | 1239,12 | 1239,02 | 1248,65 | 1255,70 | 1255,59 | 1257,94 |
| | | | ECU | 151,918 | 151,918 | 151,918 | 150,489 | 150,477 | 151,646 | 152,503 | 152,489 | 152,774 |
| BR DEUTSCHLAND | | | | | | | | | | | | |
| Orientierungspreis | | DM | 494,11 (1) 504,49 | | | | | | | | | |
| Ø 1 1/2 MÄRKTE | Ochsen | KI. A | 1,5 | 415,60 | 416,80 | 416,80 | 416,80 | 416,80 | 416,80 | 416,80 | 420,00 | 420,00 |
| | | KI. B | 0,5 | 387,10 | 400,00 | 393,30 | 386,30 | 386,30 | 377,50 | 377,50 | 410,00 | 410,00 |
| | Bullen | KI. A | 37,4 | 463,50 | 464,00 | 463,30 | 462,20 | 461,30 | 460,80 | 460,20 | 461,70 | 465,80 |
| | | KI. B | 11 | 435,00 | 432,80 | 429,20 | 430,20 | 424,50 | 426,40 | 419,60 | 421,70 | 436,00 |
| | Kühe | KI. C | 1,5 | 364,70 | 391,90 | 400,00 | 402,20 | 359,60 | 383,60 | 384,60 | 360,20 | 409,10 |
| | | KI. A | 8,5 | 361,10 | 360,60 | 362,30 | 357,30 | 353,50 | 354,00 | 352,30 | 353,50 | 361,60 |
| | | KI. B | 17,2 | 327,60 | 328,90 | 329,70 | 328,00 | 323,90 | 324,50 | 321,90 | 325,10 | 332,90 |
| | | KI. C | 6,1 | 283,20 | 287,70 | 288,80 | 285,10 | 287,60 | 286,00 | 282,00 | 299,80 | 296,80 |
| | Färsen | KI. D | 1,2 | 252,70 | 255,70 | 250,40 | 250,70 | 242,80 | 250,20 | 258,10 | 247,00 | 253,10 |
| | | KI. A | 11,5 | 407,60 | 408,00 | 408,80 | 406,30 | 402,80 | 402,20 | 402,50 | 407,10 | 409,70 |
| | | KI. B | 3,1 | 375,90 | 380,60 | 384,40 | 377,60 | 370,90 | 374,80 | 372,80 | 373,90 | 380,90 |
| | KI. C | 0,5 | 336,00 | 340,50 | 323,10 | 349,60 | 344,90 | 341,60 | 345,00 | 336,00 | 362,20 | |
| Gewogener Durchschnitt aller Klassen | | 100 | DM | 402,39 | 403,54 | 403,37 | 401,92 | 398,56 | 399,07 | 397,36 | 400,12 | 406,53 |
| | | | ECU | 156,255 | 156,698 | 156,635 | 156,069 | 154,766 | 154,964 | 154,300 | 155,372 | 157,860 |

(1) A partir du 6.12.1982

LEVENDE KVÆG
LEBENDE RINDER
ΖΩΝΤΑ ΒΟΟΕΙΔΗ
LIVE ADULT BOVINE ANIMALS
BOVINS VIVANTS
BOVINI VIVI
LEVENDE RUNDEREN

Markedspriser
Marktpreise
Τιμές της αγοράς
Market prices
Prix de marché
Prezzi di mercato
Marktprijzen

EF-lande
EG-Länder
Χώρες της ΕΚ
Community countries
Pays de la CE
Paesi della CE
EG-landen

OKSEKØD
RINDFLEISCH
BOEIO KPEAZ
BEEF AND VEAL
VIANDE BOVINE
CARNE BOVINA
RUNDVLEES

100 kg - PVI

| Markeder Märkte Ἀγορές Markets Marchés Mercati Markten | Handelsklasser Handelsklassen Ἐμπορευθέντα ἔδν Classes marketed Classes commercialisées Classi commercializzate Handelsklassen | % | | 1982 | | | | | | | | | | | | | |
|--|--|------|---------|---------|---------------------|---------|---------|--|--|--|--|--|--|--|--|--|--|
| | | | | NOV | DEC | | | | | | | | | | | | |
| ΕΛΛΑΣ | | | | | | | | | | | | | | | | | |
| ΤΙΜΕΣ ΠΡΟΣΑΝΑΤΟΛΙΣΜΟΥ | | | | ΔΡΧ | 12769,4 (1) 13063,6 | | | | | | | | | | | | |
| Ø 5 ΑΓΟΡΕΣ | Μόσχοι | TAA | 1,5 | ΔΡΧ | 15260,4 | 15458,6 | | | | | | | | | | | |
| | | TA | 3,4 | | 14711,5 | 14668,4 | | | | | | | | | | | |
| | | TB | 8,4 | | 14049,7 | 14051,6 | | | | | | | | | | | |
| | | TC | 39,0 | | 13472,4 | 13401,3 | | | | | | | | | | | |
| | | TD | 28,2 | | 12544,0 | 12594,6 | | | | | | | | | | | |
| | Δαμάλιες | TB | 0,2 | | 11446,9 | 11451,8 | | | | | | | | | | | |
| | | TC | 0,2 | | 10547,9 | 10728,3 | | | | | | | | | | | |
| | | TD | 0,5 | | 9587,7 | 9879,2 | | | | | | | | | | | |
| | Βόες | TB | 1,6 | | 9871,1 | 9977,7 | | | | | | | | | | | |
| | | TC | 3,6 | | 8824,2 | 9037,9 | | | | | | | | | | | |
| TD | | 13,4 | 8081,5 | 8239,5 | | | | | | | | | | | | | |
| Σταθμισμένος μέσος όρος όλων τών ειδών | | | | 100 | ΔΡΧ | 12351,4 | 12372,0 | | | | | | | | | | |
| | | | | | ECU | 185,588 | 185,898 | | | | | | | | | | |
| FRANCE | | | | | | | | | | | | | | | | | |
| Prix d'orientation | | | | FF | 1188,76 (1) 1216,14 | | | | | | | | | | | | |
| Ø 16 MARCHES | Bœufs | E | 3 | FF | 1467,20 | 1467,19 | | | | | | | | | | | |
| | | U | 6 | | 1319,26 | 1325,89 | | | | | | | | | | | |
| | | R | 8 | | 1196,47 | 1200,22 | | | | | | | | | | | |
| | | O | 6 | | 1064,55 | 1067,76 | | | | | | | | | | | |
| | Génisses | E | 1 | | 1627,20 | 1621,19 | | | | | | | | | | | |
| | | U | 3 | | 1423,18 | 1410,30 | | | | | | | | | | | |
| | | R | 6 | | 1211,38 | 1197,48 | | | | | | | | | | | |
| | | O | 4 | | 956,03 | 931,83 | | | | | | | | | | | |
| | Vaches | U | 4 | | 1325,66 | 1286,89 | | | | | | | | | | | |
| | | R | 10 | | 1121,43 | 1096,47 | | | | | | | | | | | |
| | | O | 20 | | 900,14 | 878,81 | | | | | | | | | | | |
| | | P | 9 | | 724,91 | 720,03 | | | | | | | | | | | |
| | Taureaux | A | 4 | | 578,75 | 572,64 | | | | | | | | | | | |
| | | U | 1 | | 1090,68 | 1081,04 | | | | | | | | | | | |
| | | R | 1 | | 1029,76 | 1023,21 | | | | | | | | | | | |
| | Jeunes bovins | E | 1 | | 1408,64 | 1403,80 | | | | | | | | | | | |
| U | | 3 | 1286,30 | 1269,50 | | | | | | | | | | | | | |
| R | | 6 | 1182,14 | 1167,50 | | | | | | | | | | | | | |
| O | | 4 | 1092,56 | 1076,74 | | | | | | | | | | | | | |
| Moyenne pondérée toutes classes | | | | 100 | FF | 1074,75 | 1061,17 | | | | | | | | | | |
| | | | | | ECU | 173,469 | 171,277 | | | | | | | | | | |
| IRELAND | | | | | | | | | | | | | | | | | |
| Guide price | | | | IRL | 132,584 (1) 135,639 | | | | | | | | | | | | |
| Ø 5 MARKETS | Heifers | I | 9 | IRL | 96,081 | 98,333 | | | | | | | | | | | |
| | | II | 14 | | 93,552 | 96,578 | | | | | | | | | | | |
| | | III | 4 | | 86,527 | 86,520 | | | | | | | | | | | |
| | Steers | I | 18 | | 106,282 | 108,400 | | | | | | | | | | | |
| | | II | 13 | | 106,182 | 108,683 | | | | | | | | | | | |
| | | III | 12 | | 104,625 | 106,212 | | | | | | | | | | | |
| | | IV | 3 | | 105,582 | 108,121 | | | | | | | | | | | |
| | | V | 3 | | 91,456 | 90,427 | | | | | | | | | | | |
| | Cows | I | 9 | | 79,409 | 80,718 | | | | | | | | | | | |
| | | II | 12 | | 68,764 | 67,898 | | | | | | | | | | | |
| III | | 3 | 54,496 | 55,405 | | | | | | | | | | | | | |
| Weighted average all classes | | | | 100 | IRL | 93,639 | 95,249 | | | | | | | | | | |
| | | | | | ECU | 135,510 | 137,839 | | | | | | | | | | |

(1) A partir du 6.12.1982

LEVENDE KVÆG
LEBENDE RINDER
ΖΩΝΤΑ ΒΟΟΕΙΔΗ
LIVE ADULT BOVINE ANIMALS
BOVINS VIVANTS
BOVINI VIVI
LEVENDE RUNDEREN

Markedspriser
Marktpreise
Τιμές της αγοράς
Market prices
Prix de marché
Prezzi di mercato
Marktprijzen

EF-lande
EG-Länder
Χώρες της ΕΚ
Community countries
Pays de la CE
Paesi della CE
EG-landen

OKSEKØD
RINDFLEISCH
BOEIO KPEAZ
BEEF AND VEAL
VIANDE BOVINE
CARNE BOVINA
RUNDVLEES

100 kg - PVI

| Markeder Märkte Αγορές Markets Marchés Mercati Markten | Handelsklasser Handelsklassen Εμπορευθέντα έδη Classes commercialisées Classi commercializzate Handelsklassen | % | 1982 | | | | | | | | | | | |
|--|--|------|---------|------------|---------|---------|---------|---------|---------|---------|---------|---------|---------|---------|
| | | | OCT | | NOV | | | | DEC | | | | | |
| | | | 29-4 | 5-11 | 12-18 | 19-25 | 26-2 | 3-9 | 10-16 | 17-23 | 24-30 | 31-6 | | |
| ΕΛΛΑΣ | | | | | | | | | | | | | | |
| ΤΙΜΕΣ ΠΡΟΣΑΝΑΤΟΛΙΣΜΟΥ | | | APX | (1)13063,6 | | | | | | | | | | |
| Ø 5 ΑΓΟΡΕΣ | Μόσχοι | TAA | 1.5 | 15194,0 | 15194,0 | 15194,0 | 15360,0 | 15360,0 | 15465,4 | 15465,4 | 15465,4 | 15465,4 | 15465,4 | 15465,4 |
| | | TA | 3.4 | 14608,8 | 14688,5 | 14663,4 | 14787,1 | 14787,1 | 14685,3 | 14685,3 | 14652,3 | 14623,3 | 14623,3 | 14623,3 |
| | | TB | 8.4 | 13879,6 | 14049,0 | 14023,9 | 14121,8 | 14121,8 | 14055,0 | 14055,0 | 14024,1 | 14052,1 | 14052,1 | 14052,1 |
| | | TC | 39.0 | 13379,0 | 13444,3 | 13444,3 | 13536,2 | 13536,2 | 13413,9 | 13413,9 | 13343,3 | 13396,3 | 13396,3 | 13396,3 |
| | TD | 28.2 | 12544,0 | 12544,0 | 12544,0 | 12544,0 | 12544,0 | 12544,0 | 12544,0 | 12544,0 | 12544,0 | 12740,0 | 12740,0 | |
| | Δαμάλλεις | TB | 0.2 | APX | 11204,2 | 11204,2 | 11204,2 | 11811,1 | 11811,1 | 11661,4 | 11661,4 | 11208,3 | 11208,3 | 11208,3 |
| | | TC | 0.2 | 10505,7 | 10505,7 | 10572,3 | 10572,3 | 10572,3 | 10739,0 | 10739,0 | 10739,0 | 10739,0 | 10739,0 | |
| | | TD | 0.5 | 9183,8 | 9183,8 | 9722,6 | 9872,2 | 9872,2 | 9879,2 | 9879,2 | 9879,2 | 9879,2 | 9879,2 | |
| | | Βόες | TB | 1.8 | 9835,8 | 9773,4 | 9797,5 | 9982,7 | 9982,7 | 10071,6 | 10071,6 | 9889,4 | 9889,4 | 9889,4 |
| | TC | | 3.8 | 8795,2 | 8715,2 | 8747,2 | 8942,4 | 8942,4 | 9088,5 | 9088,5 | 8994,9 | 9010,9 | 9010,9 | |
| | TD | | 13.4 | 8065,5 | 8035,5 | 8035,5 | 8140,5 | 8140,5 | 8242,2 | 8242,2 | 8242,2 | 8257,2 | 8257,2 | |
| | Σταθμισμένος μέσος όρος όλων των ειδών | | | 100 | APX | 12289,8 | 12324,4 | 12325,8 | 12402,6 | 12402,6 | 12367,7 | 12367,7 | 12329,3 | 12409,2 |
| | | | ECU | 184,663 | 185,182 | 185,203 | 186,357 | 186,357 | 185,834 | 185,834 | 185,256 | 186,456 | 186,456 | |
| FRANCE | | | | | | | | | | | | | | |
| Prix d'orientation | | | FF | (1)1216,14 | | | | | | | | | | |
| Ø 16 MARCHES | Bœufs | E | 3 | 1461,00 | 1469,00 | 1469,00 | 1468,00 | 1466,00 | 1466,00 | 1468,00 | 1467,00 | 1467,00 | 1475,00 | |
| | | U | 6 | 1305,73 | 1320,95 | 1323,85 | 1319,50 | 1320,95 | 1319,50 | 1327,48 | 1328,20 | 1328,20 | 1335,45 | |
| | | R | 8 | 1184,40 | 1195,60 | 1201,60 | 1198,00 | 1198,00 | 1198,40 | 1199,60 | 1201,20 | 1201,20 | 1208,00 | |
| | | O | 6 | 1057,11 | 1064,34 | 1067,23 | 1063,37 | 1068,67 | 1066,27 | 1067,23 | 1068,19 | 1068,19 | 1073,97 | |
| | Génisses | E | 1 | 1608,86 | 1620,00 | 1632,86 | 1634,57 | 1633,72 | 1630,28 | 1620,86 | 1614,16 | 1614,86 | 1623,43 | |
| | | U | 3 | 1412,30 | 1422,45 | 1429,70 | 1424,63 | 1421,73 | 1418,10 | 1408,68 | 1405,49 | 1405,49 | 1411,58 | |
| | | R | 6 | 1206,16 | 1212,61 | 1214,77 | 1211,33 | 1209,17 | 1203,14 | 1196,68 | 1192,80 | 1192,80 | 1205,73 | |
| | | O | 4 | 956,65 | 962,33 | 962,71 | 949,83 | 946,05 | 938,48 | 930,53 | 925,98 | 925,98 | 947,94 | |
| | Vaches | U | 4 | 1327,29 | 1332,17 | 1331,36 | 1322,40 | 1311,82 | 1304,49 | 1284,13 | 1275,99 | 1275,99 | 1285,76 | |
| | | R | 10 | 1123,65 | 1127,25 | 1129,50 | 1114,65 | 1109,70 | 1103,40 | 1084,05 | 1075,05 | 1075,05 | 1098,45 | |
| | | O | 20 | 903,42 | 911,04 | 906,53 | 889,55 | 888,16 | 884,00 | 878,11 | 873,60 | 873,60 | 901,68 | |
| | | P | 9 | 728,00 | 732,48 | 728,96 | 716,16 | 718,40 | 720,64 | 720,64 | 718,40 | 718,40 | 737,60 | |
| | A | 4 | 578,57 | 581,46 | 582,43 | 575,36 | 574,71 | 574,71 | 571,50 | 571,50 | 571,50 | 571,50 | 577,93 | |
| | | U | 1 | 1093,50 | 1091,25 | 1092,00 | 1090,50 | 1086,00 | 1082,25 | 1080,75 | 1079,25 | 1079,25 | 1089,75 | |
| | | R | 1 | 1030,47 | 1029,18 | 1032,40 | 1030,47 | 1025,31 | 1023,38 | 1023,38 | 1022,09 | 1022,09 | 1032,40 | |
| | Jeunes bovins | E | 1 | 1407,40 | 1407,40 | 1407,40 | 1410,50 | 1410,50 | 1404,30 | 1401,20 | 1402,44 | 1402,44 | 1424,14 | |
| | | U | 3 | 1290,60 | 1290,60 | 1284,60 | 1284,60 | 1281,60 | 1272,60 | 1266,60 | 1266,60 | 1266,60 | 1284,60 | |
| | | R | 6 | 1184,94 | 1184,94 | 1182,04 | 1182,04 | 1176,24 | 1167,54 | 1161,74 | 1167,54 | 1167,54 | 1189,58 | |
| | | O | 4 | 1097,04 | 1097,04 | 1091,44 | 1091,44 | 1085,84 | 1074,64 | 1071,84 | 1077,44 | 1077,44 | 1097,60 | |
| | Moyenne pondérée toutes classes | | | 100 | FF | 1073,26 | 1079,33 | 1079,13 | 1070,78 | 1068,97 | 1065,05 | 1059,92 | 1057,78 | 1057,78 |
| | | | ECU | 173,762 | 174,209 | 174,175 | 172,828 | 172,536 | 171,903 | 171,075 | 170,729 | 170,729 | 173,459 | |
| IRELAND | | | | | | | | | | | | | | |
| Guide price | | | IRL | (1)135,639 | | | | | | | | | | |
| Ø 5 MARKETS | Heifers | I | 9 | 98,160 | 95,580 | 96,760 | 96,110 | 94,130 | 95,380 | 98,130 | 100,460 | 100,460 | 99,040 | |
| | | II | 14 | 94,100 | 91,600 | 94,800 | 93,480 | 94,200 | 93,510 | 96,720 | 98,240 | 98,240 | 98,560 | |
| | | III | 4 | 88,600 | 87,690 | 87,830 | 85,910 | 82,280 | 87,080 | 88,500 | 85,540 | 85,540 | 90,950 | |
| | Steers | I | 18 | 105,400 | 106,880 | 106,760 | 106,270 | 105,500 | 107,670 | 109,570 | 108,610 | 108,610 | 108,180 | |
| | | II | 13 | 105,840 | 106,100 | 107,040 | 105,940 | 105,710 | 107,550 | 109,390 | 109,260 | 109,260 | 109,820 | |
| | | III | 12 | 105,450 | 104,800 | 105,630 | 103,470 | 103,930 | 104,370 | 106,500 | 107,330 | 107,330 | 106,010 | |
| | IV | 3 | 104,460 | 106,430 | 105,870 | 104,980 | 105,730 | 107,010 | 107,950 | 108,940 | 108,940 | 110,400 | | |
| | | V | 3 | 94,120 | 91,140 | 91,990 | 88,390 | 93,310 | 92,280 | 90,210 | 89,190 | 89,190 | 90,540 | |
| | | Cows | I | 9 | 80,560 | 79,470 | 79,860 | 79,080 | 78,230 | 78,630 | 79,780 | 82,390 | 82,390 | 83,460 |
| | II | | 12 | 69,880 | 69,530 | 68,800 | 68,090 | 67,690 | 66,570 | 67,150 | 68,880 | 68,880 | 69,090 | |
| | III | | 3 | 55,030 | 54,450 | 55,100 | 54,750 | 52,930 | 53,510 | 51,950 | 58,210 | 58,210 | 58,520 | |
| | Weighted average all classes | | | 100 | IRL | 94,182 | 93,598 | 94,333 | 93,222 | 92,877 | 93,694 | 95,377 | 96,218 | 96,218 |
| | | | ECU | 136,295 | 135,450 | 136,514 | 134,906 | 134,407 | 135,589 | 138,025 | 139,242 | 139,242 | 139,514 | |

(1) A partir du 6.12.1982

LEVENDE KVÆG
LEBENDE RINDER
ΖΩΝΤΑ ΒΟΕΙΔΙΑ
LIVE ADULT BOVINE ANIMALS
BOVINS VIVANTS
BOVINI VIVI
LEVENDE RUNDEREN

Markedspriser
Marktpreise
Τιμές τής αγοράς
Market prices
Prix de marché
Prezzi di mercato
Marktprijzen

EF-lande
EG-Länder
Χώρες τής ΕΚ
Community countries
Pays de la CE
Paesi della CE
EG-landen

OKSEKØD
RINDFLEISCH
BOEIO KPEAZ
BEEF AND VEAL
VIANDE BOVINE
CARNE BOVINA
RUNDVLEES

100 kg - PV

| Markeder Märkte Αγορές Markets Marchés Mercati Markten | Handelsklasser Handelsklassen Εμπορευθέντα έδν Classes marketed Classes commercialisées Classi commercializzate Handelsklassen | % | | 1982 | | | | | | | |
|--|--|-----------|--------|--------------------|---------|---------|--|--|--|--|--|
| | | | | NOV | DEC | | | | | | |
| ITALIA | | | | | | | | | | | |
| Prezzo di orientamento | | | LIT | 247.320 (1)253.018 | | | | | | | |
| Ø BRE, CRE, MAC, MOD, PAD, ROMA | Vitelloni | 1ª qual. | 34 | LIT | 278.065 | 274.889 | | | | | |
| | | 2ª qual. | 30 | | 245.466 | 241.682 | | | | | |
| Ø MODENA, PADOVA PARMA & ROMA | Buoi | 1ª qual. | 2 | LIT | 161.527 | 161.974 | | | | | |
| | | 2ª qual. | 4 | | 138.791 | 139.238 | | | | | |
| Ø CREMONA, MACERATA MOD, PAD & ROMA | Vacche | 1ª qual. | 8 | LIT | 207.577 | 204.914 | | | | | |
| | | 2ª qual. | 15 | | 172.785 | 171.577 | | | | | |
| Ø CRE, MOD, PAD | | 3ª qual. | 7 | LIT | 105.011 | 105.102 | | | | | |
| Media ponderata tutte classi | | | 100 | LIT | 226.839 | 224.263 | | | | | |
| | | | | ECU | 175,981 | 173,982 | | | | | |
| LUXEMBOURG | | | | | | | | | | | |
| Prix d'orientation | | | LFR | 8246,0 (1)8436,0 | | | | | | | |
| Ø LUXEMBOURG- ESCH-ALZETTE | Bœufs, génisses, taureaux | Cl. Extra | 65 | LFR | 8091,8 | 8191,9 | | | | | |
| | | Cl. AA | 11 | | 7265,1 | 7319,1 | | | | | |
| | | Cl. A | 1 | | 6652,9 | 6638,9 | | | | | |
| | Vaches | Cl. Extra | 2 | | 8148,2 | 8228,8 | | | | | |
| | | Cl. AA | 5 | | 7170,3 | 7313,3 | | | | | |
| | | Cl. A | 12 | | 6269,6 | 6384,4 | | | | | |
| | Cl. B | 4 | 5703,9 | 5796,4 | | | | | | | |
| Moyenne pondérée toutes classes | | | 100 | LFR | 7527,4 | 7724,5 | | | | | |
| | | | | ECU | 177,475 | 179,734 | | | | | |
| NEDERLAND | | | | | | | | | | | |
| Oriëntatieprijs | | | HFL | 528,72 (1)540,90 | | | | | | | |
| Ø LEIDEN 'S HERTOGENBOSCH ZWOLLE | Stieren | 1e Kwal. | 13 | HFL | 509,01 | 510,75 | | | | | |
| | | 2e Kwal. | 9 | | 441,45 | 442,38 | | | | | |
| | Vaarzen | 1e Kwal. | 11 | | 452,91 | 452,29 | | | | | |
| | | 2e Kwal. | 7 | | 380,92 | 379,99 | | | | | |
| | Koeien | 1e Kwal. | 13 | | 425,86 | 425,35 | | | | | |
| | | 2e Kwal. | 32 | | 351,67 | 351,15 | | | | | |
| | | 3e Kwal. | 10 | | 299,47 | 299,80 | | | | | |
| Worstkoeien | | 5 | 276,64 | 280,69 | | | | | | | |
| Gewogen gemiddelde aller klassen | | | 100 | HFL | 394,06 | 394,24 | | | | | |
| | | | | ECU | 143,002 | 143,067 | | | | | |
| UNITED KINGDOM | | | | | | | | | | | |
| Guide price | | | UKL | 118,701 (1)121,436 | | | | | | | |
| GREAT BRITAIN Ø 41 MARKETS | Steers | Light | 20 | UKL | 98,894 | 100,911 | | | | | |
| | | Medium | 21 | | 99,886 | 101,575 | | | | | |
| | Heifers | Heavy | 10 | | 99,752 | 100,883 | | | | | |
| | | Light | 13 | | 93,376 | 96,075 | | | | | |
| | Med./Hea. | 12 | 94,204 | | 97,108 | | | | | | |
| Cows | I | 11 | 77,293 | 79,521 | | | | | | | |
| | II | 7 | 70,812 | 71,733 | | | | | | | |
| | III | 6 | 61,094 | 61,845 | | | | | | | |
| | | | 100 | UKL | 91,298 | 93,224 | | | | | |
| NORTHERN IRELAND Ø 3 MARKETS + 4 ABATTOIRS | Steers | U | 1 | UKL | 99,065 | 103,552 | | | | | |
| | | LM | 17 | | 95,738 | 99,959 | | | | | |
| | | LH | 16 | | 97,772 | 101,820 | | | | | |
| | | T | 34 | | 94,238 | 98,380 | | | | | |
| | Heifers | U/L | 4 | | 90,139 | 95,214 | | | | | |
| | | T | 8 | | 87,318 | 91,954 | | | | | |
| | Steers and H.E. | | 6 | | 87,335 | 91,848 | | | | | |
| Cows | | 14 | 65,878 | 66,398 | | | | | | | |
| | | | 100 | UKL | 90,005 | 93,740 | | | | | |
| GREAT BRITAIN | | | 88,5 | UKL | 91,298 | 93,224 | | | | | |
| NORTHERN IRELAND | | | 11,5 | UKL | 90,005 | 93,740 | | | | | |
| Weighted average all classes | | | 100 | UKL | 91,150 | 93,283 | | | | | |
| | | | | ECU | 147,335 | 150,783 | | | | | |

(1) A partir du 6.12.1982

LEVENDE KVÆG
LEBENDE RINDER
ΖΩΝΤΑ ΒΟΕΙΔΙΑ
LIVE ADULT BOVINE ANIMALS
BOVINS VIVANTS
BOVINI VIVI
LEVENDE RUNDEREN

Markedspriser
Marktpreise
Τιμές της αγοράς
Market prices
Prix de marché
Prezzi di mercato
Marktprijzen

EF-lande
EG-Länder
Χώρες της ΕΚ
Community countries
Pays de la CE
Paesi della CE
EG-landen

OKSEKØD
RINDFLEISCH
BOEIO KPEAZ
BEEF AND VEAL
VIANDE BOVINE
CARNE BOVINA
RUNDVLEES

100 kg - PVI

| Markeder Märkte Αγορές Markets Marchés Mercati Markten | Handelsklasser Handelsklassen Εμπορευθέντα έδν Classes marketed Classes commercialisées Classi commercializzate Handelsklassen | % | 1982 | | | | | | | | | | |
|---|--|-----------|--------|--------------------|------------|---------|---------|---------|---------|---------|---------|---------|---------|
| | | | OCT | NOV | | | | DEC | | | | | |
| | | | | 29-4 | 5-11 | 12-18 | 19-25 | 26-2 | 3-9 | 10-16 | 17-23 | 24-30 | 31-6 |
| ITALIA | | | | | | | | | | | | | |
| Prezzo di orientamento | | | LIT | 247.320 (1)253.018 | | | | | | | | | |
| Ø BRE, CRE, MAC, MOD, PAD, ROMA | Vitelloni | 1ª qual. | 34 | 277.382 | 279.475 | 279.582 | 277.009 | 275.991 | 275.321 | 275.321 | 274.289 | 274.383 | 274.383 |
| | | 2ª qual. | 30 | 243.933 | 247.085 | 247.354 | 244.339 | 243.361 | 241.914 | 241.914 | 240.828 | 241.605 | 241.605 |
| Ø MODENA, PADOVA PARMA & ROMA | Buoi | 1ª qual. | 2 | 158.624 | 161.974 | 161.974 | 161.974 | 161.974 | 161.974 | 161.974 | 161.974 | 161.974 | 161.974 |
| | | 2ª qual. | 4 | 135.888 | 139.238 | 139.238 | 139.238 | 139.238 | 139.238 | 139.238 | 139.238 | 139.238 | 139.238 |
| Ø CREMONA, MACERATA MOD, PAD & ROMA | Vacche | 1ª qual. | 8 | 211.661 | 211.828 | 209.148 | 201.494 | 204.676 | 205.479 | 204.641 | 204.809 | 204.809 | 204.809 |
| | | 2ª qual. | 15 | 173.771 | 173.738 | 173.352 | 172.096 | 170.555 | 171.474 | 171.474 | 171.809 | 171.809 | 171.809 |
| Ø CRE, MOD, PAD | | 3ª qual. | 7 | 104.000 | 105.000 | 105.667 | 105.667 | 104.000 | 104.833 | 104.833 | 105.500 | 105.500 | 105.500 |
| Media ponderata tutte classi | | | 100 | LIT 226.377 | 228.343 | 228.204 | 225.624 | 224.891 | 224.490 | 224.423 | 223.857 | 224.122 | 224.122 |
| | | | | ECU 175,622 | 177,148 | 177,040 | 175,038 | 174,470 | 174,158 | 174,106 | 173,667 | 173,873 | 173,873 |
| LUXEMBOURG | | | | | | | | | | | | | |
| Prix d'orientation | | | LFR | 8246,0 (1)8436,0 | | | | | | | | | |
| Ø LUXEMBOURG- ESCH-ALZETTE | Bœufs, génisses, taureaux | Cl. Extra | 65 | 8044,4 | 8064,0 | 8078,0 | 8142,4 | 8117,2 | 8131,2 | 8159,2 | 8232,0 | 8262,8 | 8218,0 |
| | | Cl. AA | 11 | 7222,5 | 7319,7 | 7211,7 | 7295,4 | 7254,9 | 7319,7 | 7330,5 | 7308,9 | 7333,2 | 7335,9 |
| | | Cl. A | 1 | 6684,6 | 6630,0 | 6557,2 | 6806,8 | 6578,0 | 6502,6 | 6585,8 | 6731,4 | 6767,8 | 6536,4 |
| | Vaches | Cl. Extra | 2 | 8260,0 | 8212,4 | 8212,4 | 8036,0 | 8036,0 | 8330,0 | 8120,0 | 8120,0 | 8400,0 | 8232,0 |
| | | Cl. AA | 5 | 7149,6 | 7249,5 | 7103,7 | 7203,6 | 7122,6 | 7190,1 | 7443,9 | 7241,4 | 7438,5 | 7268,4 |
| | | Cl. A | 12 | 6242,6 | 6219,2 | 6268,6 | 6286,8 | 6338,8 | 6325,8 | 6398,6 | 6375,2 | 6453,2 | 6370,0 |
| | | Cl. B | 4 | 5675,0 | 5710,0 | 5602,5 | 5802,5 | 5722,5 | 5805,0 | 5680,0 | 5830,0 | 5895,0 | 5772,5 |
| | Moyenne pondérée toutes classes | | | 100 | LFR 7589,0 | 7614,5 | 7605,5 | 7670,5 | 7646,4 | 7672,9 | 7705,3 | 7744,8 | 7795,3 |
| | | | | ECU 176,582 | 177,175 | 176,962 | 178,480 | 177,918 | 178,534 | 179,289 | 180,207 | 181,382 | 180,035 |
| NETHERLAND | | | | | | | | | | | | | |
| Oriëntatieprijs | | | HFL | 528,72 (1)540,90 | | | | | | | | | |
| Ø LEIDEN 'S HERTOGENBOSCH ZWOLLE | Stieren | 1e Kwal. | 13 | 508,19 | 509,17 | 509,96 | 508,97 | 508,19 | 508,97 | 508,97 | 510,94 | 514,09 | 516,05 |
| | | 2e Kwal. | 9 | 441,28 | 441,84 | 442,77 | 440,91 | 439,97 | 440,91 | 441,28 | 442,59 | 444,83 | 446,69 |
| | Vaarzen | 1e Kwal. | 11 | 452,98 | 453,95 | 453,75 | 451,63 | 452,01 | 452,98 | 450,08 | 449,69 | 455,88 | 456,65 |
| | | 2e Kwal. | 7 | 380,78 | 381,52 | 382,25 | 379,68 | 380,05 | 380,60 | 377,85 | 379,13 | 381,52 | 385,92 |
| | Koeien | 1e Kwal. | 13 | 426,72 | 428,03 | 427,47 | 423,36 | 423,36 | 425,23 | 423,55 | 423,36 | 429,33 | 428,77 |
| | | 2e Kwal. | 32 | 351,92 | 353,69 | 353,51 | 349,27 | 349,45 | 351,57 | 348,03 | 348,56 | 356,16 | 356,51 |
| | | 3e Kwal. | 10 | 299,67 | 300,83 | 300,83 | 297,33 | 298,50 | 299,67 | 296,17 | 297,83 | 305,00 | 306,17 |
| | Worstkoeien | | 5 | 276,52 | 276,52 | 277,30 | 276,05 | 276,83 | 277,61 | 285,92 | 278,40 | 281,69 | 282,47 |
| Gewogen gemiddelde aller klassen | | | 100 | HFL 394,14 | 395,33 | 395,46 | 392,44 | 392,54 | 393,95 | 392,19 | 392,54 | 398,09 | 399,10 |
| | | | | ECU 143,032 | 143,462 | 143,508 | 142,415 | 142,449 | 142,960 | 142,321 | 142,450 | 144,463 | 144,831 |
| UNITED KINGDOM | | | | | | | | | | | | | |
| Guide price | | | UKL | 118,701 (1)121,436 | | | | | | | | | |
| GREAT BRITAIN Ø 41 MARKETS | Steers | Light | 20 | 98,710 | 97,880 | 99,000 | 99,440 | 99,560 | 100,620 | 102,000 | 100,650 | 100,890 | 100,000 |
| | | Medium | 21 | 98,900 | 99,530 | 99,910 | 100,330 | 100,520 | 101,850 | 103,650 | 100,980 | 100,380 | 99,770 |
| | Heifers | Heavy | 10 | 98,330 | 99,490 | 100,060 | 100,400 | 99,920 | 101,150 | 103,520 | 99,810 | 99,610 | 98,900 |
| | | Light | 13 | 92,150 | 93,020 | 93,510 | 93,890 | 93,950 | 96,600 | 97,330 | 96,170 | 95,060 | 94,290 |
| | Cows | Med./Hea. | 12 | 92,600 | 93,640 | 94,850 | 94,620 | 94,790 | 97,710 | 98,340 | 96,880 | 96,400 | 95,460 |
| | | I | 11 | 74,820 | 77,450 | 77,510 | 77,720 | 78,150 | 79,820 | 79,400 | 79,030 | 80,140 | 80,130 |
| | | II | 7 | 68,540 | 71,880 | 71,130 | 70,660 | 70,900 | 71,660 | 71,870 | 71,040 | 72,510 | 72,350 |
| | | III | 6 | 59,680 | 62,400 | 61,140 | 60,330 | 61,400 | 62,110 | 61,840 | 61,160 | 62,440 | 61,620 |
| | | | 100 | UKL 90,044 | 91,051 | 91,499 | 91,671 | 91,845 | 93,434 | 94,448 | 92,780 | 92,782 | 92,131 |
| NORTHERN IRELAND Ø 3 MARKETS + 4 ABATTOIRS | Steers | U | 1 | 96,500 | 97,470 | 99,300 | 100,330 | 101,250 | 103,590 | 104,510 | 103,560 | 103,560 | 101,060 |
| | | LM | 17 | 93,070 | 94,530 | 95,920 | 96,660 | 98,020 | 99,770 | 101,070 | 99,950 | 99,950 | 97,520 |
| | | LH | 16 | 95,100 | 96,400 | 97,960 | 98,800 | 100,130 | 101,720 | 102,800 | 101,800 | 101,800 | 99,330 |
| | T | 34 | 92,180 | 92,920 | 94,270 | 95,300 | 96,200 | 98,400 | 99,330 | 98,360 | 98,360 | 96,220 | |
| | Heifers | U/L | 4 | 88,170 | 88,660 | 90,300 | 91,310 | 91,920 | 94,760 | 95,940 | 95,660 | 95,660 | 93,660 |
| | | T | 8 | 85,350 | 86,270 | 86,960 | 88,470 | 89,250 | 91,210 | 92,400 | 92,570 | 92,570 | 90,830 |
| | Steers and H.E. | | 6 | 84,800 | 86,070 | 87,300 | 88,700 | 89,270 | 91,660 | 92,480 | 92,110 | 92,110 | 90,230 |
| | Cows | | 14 | 65,100 | 65,640 | 66,350 | 65,480 | 66,730 | 64,990 | 66,890 | 66,650 | 66,650 | 68,630 |
| | | | 100 | UKL 87,901 | 88,863 | 90,121 | 90,865 | 91,920 | 93,413 | 94,590 | 93,847 | 93,847 | 92,231 |
| GREAT BRITAIN | | | 88.5 | UKL 90,044 | 91,051 | 91,499 | 91,671 | 91,845 | 93,434 | 94,448 | 92,780 | 92,782 | 92,131 |
| NORTHERN IRELAND | | | 11.5 | UKL 87,901 | 88,863 | 90,121 | 90,865 | 91,920 | 93,413 | 94,590 | 93,847 | 93,847 | 92,231 |
| Weighted average all classes | | | 100 | UKL 89,798 | 90,799 | 91,341 | 91,578 | 91,854 | 93,432 | 94,464 | 92,903 | 92,904 | 92,142 |
| | | | | ECU 145,150 | 146,768 | 147,645 | 148,028 | 148,474 | 151,024 | 152,693 | 150,169 | 150,171 | 148,939 |

(1) A partir du 6.12.1982

LEVENDE KVÆG
LEBENDE RINDER
ΖΩΝΤΑ ΒΟΕΙΑΗ
LIVE ADULT BOVINE ANIMALS
BOVINS VIVANTS
BOVINI VIVI
LEVENDE RUNDEREN

Markedspriser
Marktpreise
Τιμές της αγοράς
Market prices
Prix de marché
Prezzi di mercato
Marktprijzen

Tredjelande
Drittländer
Τρίτες Χώρες
Third countries
Pays tiers
Paesi terzi
Derde landen

OKSEKØD
RINDFLEISCH
ΒΟΕΙΟ ΚΡΕΑΣ
BEEF AND VEAL
VIANDE BOVINE
CARNE BOVINA
RUNDVLEES

100 kg - PVI

| Markeder Märkte Αγορές Markets Marchés Mercati Markten | Handelsklasser Handelsklassen Εμπορευθέντα είδη Classes marketed Classes commercialisées Classi commercializzate Handelsklassen | % | 1982 | | | | | | | | | | | | | | | | | | | |
|--|---|-----|------|---------|---------|---------|--------|--|--|--|--|--|--|--|--|--|--|--|--|--|--|--|
| | | | NOV | DEC | | | | | | | | | | | | | | | | | | |
| ÖSTERREICH | | | | | | | | | | | | | | | | | | | | | | |
| Ø WIEN 75 % GRAZ 25 % | Stiere | 56 | ÖS | 2931,60 | 2913,10 | | | | | | | | | | | | | | | | | |
| | Ochsen | 4 | | 2847,30 | 2863,90 | | | | | | | | | | | | | | | | | |
| | Kalbinnen | 9 | | 2536,47 | 2502,23 | | | | | | | | | | | | | | | | | |
| | Kühe | 31 | | 2069,93 | 1975,65 | | | | | | | | | | | | | | | | | |
| Gewogener Durchschnitt | | 100 | ÖS | 2625,55 | 2585,54 | | | | | | | | | | | | | | | | | |
| Berichtigter Preis | | | ÖS | 2625,55 | 2585,54 | | | | | | | | | | | | | | | | | |
| | | | ECU | 158,389 | 157,534 | | | | | | | | | | | | | | | | | |
| SVERIGE | | | | | | | | | | | | | | | | | | | | | | |
| Ø STOCKHOLM 67 % GÖTEBORG 33 % | Ko och äldre tjur | 1 | 24 | SKR | 953,50 | 953,86 | | | | | | | | | | | | | | | | |
| | | 2 | 8,8 | | 793,83 | 794,21 | | | | | | | | | | | | | | | | |
| | Ungnöt | EP | 30,2 | | 1106,56 | 1106,99 | | | | | | | | | | | | | | | | |
| | | 1 | 30 | | 1025,55 | 1025,98 | | | | | | | | | | | | | | | | |
| | | 2 | 7 | | 823,00 | 823,39 | | | | | | | | | | | | | | | | |
| Gewogener Durchschnitt | | 100 | SKR | 998,15 | 998,56 | | | | | | | | | | | | | | | | | |
| Berichtigter Preis | | | SKR | 842,89 | 843,30 | | | | | | | | | | | | | | | | | |
| | | | ECU | 122,885 | 119,760 | | | | | | | | | | | | | | | | | |
| SCHWEIZ | | | | | | | | | | | | | | | | | | | | | | |
| BERN | Génisses ou bœufs | A | 18,8 | SFR | 555,00 | 554,68 | | | | | | | | | | | | | | | | |
| | | B | 9,9 | | 538,00 | 537,68 | | | | | | | | | | | | | | | | |
| | | C | 2,6 | | 478,00 | 477,84 | | | | | | | | | | | | | | | | |
| | | D | 1,7 | | 425,00 | 424,84 | | | | | | | | | | | | | | | | |
| | Vaches | A | 4,7 | | 495,00 | 494,68 | | | | | | | | | | | | | | | | |
| | | B | 3,1 | | 460,00 | 459,68 | | | | | | | | | | | | | | | | |
| | | C | 14,6 | | 436,33 | 435,00 | | | | | | | | | | | | | | | | |
| | | D | 14,0 | | 415,00 | 415,00 | | | | | | | | | | | | | | | | |
| | | E | 15,6 | | 327,50 | 326,42 | | | | | | | | | | | | | | | | |
| | Taureaux | A1 | 7,5 | | 565,00 | 564,35 | | | | | | | | | | | | | | | | |
| | | A2 | 2,4 | | 513,00 | 512,35 | | | | | | | | | | | | | | | | |
| | | B1 | 2,0 | | 520,00 | 519,52 | | | | | | | | | | | | | | | | |
| | | B2 | 1,2 | | 475,00 | 474,68 | | | | | | | | | | | | | | | | |
| | | C | 1,0 | | 465,67 | 465,00 | | | | | | | | | | | | | | | | |
| | | D | 0,5 | | 468,67 | 468,00 | | | | | | | | | | | | | | | | |
| | | E | 0,4 | | 458,67 | 458,00 | | | | | | | | | | | | | | | | |
| | Gewogener Durchschnitt | | 100 | | SFR | 467,30 | 466,72 | | | | | | | | | | | | | | | |
| Berichtigter Preis | | | SFR | 467,30 | 466,72 | | | | | | | | | | | | | | | | | |
| | | | ECU | 231,390 | 234,608 | | | | | | | | | | | | | | | | | |

LEVENDE KVÆG
LEBENDE RINDER
ΖΩΝΤΑ ΒΟΕΙΑΗ
LIVE ADULT BOVINE ANIMALS
BOVINS VIVANTS
BOVINI VIVI
LEVENDE RUNDEREN

Markedspriser
Marktpreise
Τιμές της αγοράς
Market prices
Prix de marché
Prezzi di mercato
Marktprijzen

Tredjelände
Drittländer
Τρίτες Χώρες
Third countries
Pays tiers
Paesi terzi
Derde landen

OKSEKØD
RINDFLEISCH
ΒΟΕΙΟ ΚΡΕΑΣ
BEEF AND VEAL
VIANDE BOVINE
CARNE BOVINA
RUNDVLEES

100 kg - PVI

| Markeder Märkte Ἀγορές Markets Marchés Mercati Markten | Handelsklasser Handelsklassen Ἐμπορευθέντα εἶδη Classes marketed Classes commercialisées Classi commercializzate Handelsklassen | % | | 1982 | | | | | | | | | | | |
|--|---|-----|------|---------|---------|---------|---------|---------|---------|---------|---------|---------|---------|---------|---------|
| | | | | OCT | NOV | | | | DEC | | | | | | |
| | | | | 29-4 | 5-11 | 12-18 | 19-25 | 26-2 | 3-9 | 10-16 | 17-23 | 24-30 | 31-6 | | |
| ÖSTERREICH | | | | | | | | | | | | | | | |
| Ø WIEN 75 % GRAZ 25 % | Stiere | 56 | ÖS | 2926,00 | 2925,00 | 2938,00 | 2934,00 | 2933,00 | 2922,00 | 2897,00 | 2925,00 | 2901,00 | 2925,00 | | |
| | Ochsen | 4 | | 2852,00 | 2774,00 | 2864,00 | 2845,00 | 2926,00 | 2832,00 | 2842,00 | 2884,00 | 2874,00 | 2905,00 | | |
| | Kalbinnen | 9 | | 2567,00 | 2554,00 | 2528,00 | 2516,00 | 2528,00 | 2513,00 | 2504,00 | 2519,00 | 2459,00 | 2548,00 | | |
| | Kühe | 31 | | 2116,00 | 2090,00 | 2088,00 | 2044,00 | 2016,00 | 2006,00 | 1971,00 | 1957,00 | 1958,00 | 1969,00 | | |
| Gewogener Durchschnitt | | 100 | ÖS | 2639,63 | 2626,72 | 2634,64 | 2616,92 | 2612,00 | 2597,63 | 2572,37 | 2586,74 | 2567,81 | 2593,91 | | |
| Berichtigter Preis | | | ÖS | 2639,63 | 2626,72 | 2634,64 | 2616,92 | 2612,00 | 2597,63 | 2572,37 | 2586,74 | 2567,81 | 2593,91 | | |
| | | | ECU | 158,897 | 158,120 | 158,597 | 157,530 | 159,269 | 158,393 | 156,853 | 157,729 | 156,575 | 158,166 | | |
| SVERIGE | | | | | | | | | | | | | | | |
| Ø STOCKHOLM 87 % GÖTEBORG 33 % | Ko och äldre tjur | 1 | 24 | SKR | 953,50 | 953,50 | 953,50 | 953,50 | 953,50 | 953,50 | 953,50 | 953,50 | 953,50 | 964,50 | |
| | | 2 | 8,8 | | 793,83 | 793,83 | 793,83 | 793,83 | 793,83 | 793,83 | 793,83 | 793,83 | 793,83 | 805,58 | |
| | Ungnöt | EP | 30,2 | | 1106,56 | 1106,56 | 1106,56 | 1106,56 | 1106,56 | 1106,56 | 1106,56 | 1106,56 | 1106,56 | 1106,56 | 1120,00 |
| | | 1 | 30 | | 1025,55 | 1025,55 | 1025,55 | 1025,55 | 1025,55 | 1025,55 | 1025,55 | 1025,55 | 1025,55 | 1025,55 | 1038,80 |
| | | 2 | 7 | | 823,00 | 823,00 | 823,00 | 823,00 | 823,00 | 823,00 | 823,00 | 823,00 | 823,00 | 823,00 | 835,00 |
| Gewogener Durchschnitt | | 100 | SKR | 998,15 | 998,15 | 998,15 | 998,15 | 998,15 | 998,15 | 998,15 | 998,15 | 998,15 | 1010,70 | | |
| Berichtigter Preis | | | SKR | 842,89 | 842,89 | 842,89 | 842,89 | 842,89 | 842,89 | 842,89 | 842,89 | 842,89 | 855,44 | | |
| | | | ECU | 123,535 | 123,535 | 123,535 | 121,911 | 121,911 | 120,284 | 120,284 | 120,284 | 119,289 | 120,262 | | |
| SCHWEIZ | | | | | | | | | | | | | | | |
| BERN | Génisses ou bœufs | A | 18,8 | SFR | 555,00 | 555,00 | 555,00 | 555,00 | 555,00 | 555,00 | 555,00 | 555,00 | 555,00 | 545,00 | |
| | | B | 9,9 | | 538,00 | 538,00 | 538,00 | 538,00 | 538,00 | 538,00 | 538,00 | 538,00 | 538,00 | 528,00 | |
| | | C | 2,6 | | 478,00 | 478,00 | 478,00 | 478,00 | 478,00 | 478,00 | 478,00 | 478,00 | 478,00 | 473,00 | |
| | | D | 1,7 | | 425,00 | 425,00 | 425,00 | 425,00 | 425,00 | 425,00 | 425,00 | 425,00 | 425,00 | 420,00 | |
| | Vaches | A | 4,7 | | 495,00 | 495,00 | 495,00 | 495,00 | 495,00 | 495,00 | 495,00 | 495,00 | 495,00 | 495,00 | 485,00 |
| | | B | 3,1 | | 460,00 | 460,00 | 460,00 | 460,00 | 460,00 | 460,00 | 460,00 | 460,00 | 460,00 | 460,00 | 450,00 |
| | | C | 14,6 | | 445,00 | 435,00 | 435,00 | 435,00 | 435,00 | 435,00 | 435,00 | 435,00 | 435,00 | 435,00 | 435,00 |
| | | D | 14,0 | | 415,00 | 415,00 | 415,00 | 415,00 | 415,00 | 415,00 | 415,00 | 415,00 | 415,00 | 415,00 | 415,00 |
| | | E | 15,6 | | 334,00 | 326,50 | 326,50 | 326,50 | 326,50 | 326,50 | 326,50 | 326,50 | 326,50 | 326,50 | 324,00 |
| | Taureaux | A1 | 7,6 | | 565,00 | 565,00 | 565,00 | 565,00 | 565,00 | 565,00 | 565,00 | 565,00 | 565,00 | 565,00 | 545,00 |
| | | A2 | 2,4 | | 513,00 | 513,00 | 513,00 | 513,00 | 513,00 | 513,00 | 513,00 | 513,00 | 513,00 | 513,00 | 493,00 |
| | | B1 | 2,0 | | 520,00 | 520,00 | 520,00 | 520,00 | 520,00 | 520,00 | 520,00 | 520,00 | 520,00 | 520,00 | 505,00 |
| | | B2 | 1,2 | | 475,00 | 475,00 | 475,00 | 475,00 | 475,00 | 475,00 | 475,00 | 475,00 | 475,00 | 475,00 | 465,00 |
| | | C | 1,0 | | 470,00 | 465,00 | 465,00 | 465,00 | 465,00 | 465,00 | 465,00 | 465,00 | 465,00 | 465,00 | 465,00 |
| | | D | 0,5 | | 473,00 | 468,00 | 468,00 | 468,00 | 468,00 | 468,00 | 468,00 | 468,00 | 468,00 | 468,00 | 468,00 |
| | | E | 0,4 | | 463,00 | 458,00 | 458,00 | 458,00 | 458,00 | 458,00 | 458,00 | 458,00 | 458,00 | 458,00 | 458,00 |
| | Gewogener Durchschnitt | | 100 | | SFR | 469,66 | 466,93 | 466,93 | 466,93 | 466,93 | 466,93 | 466,93 | 466,93 | 466,93 | 460,28 |
| Berichtigter Preis | | | SFR | 469,66 | 466,93 | 466,93 | 466,93 | 466,93 | 466,93 | 466,93 | 466,93 | 466,93 | 460,28 | | |
| | | | ECU | 232,559 | 231,210 | 231,210 | 231,210 | 231,210 | 231,210 | 236,151 | 236,151 | 236,151 | 232,785 | | |

LEVENDE KALVE
LEBENDE KÄLBER
ΖΩΝΤΕΣ ΜΟΣΧΟΙ
LIVE CALVES
VEAUX VIVANTS
VITELLI VIVI
LEVENDE KALVEREN

Markedspriser
Marktpreise
Τιμές τής αγοράς
Market prices
Prix de marché
Prezzi di mercato
Marktprijzen

EF-lande
EG-Länder
Χώρες τής ΕΚ
Community countries
Pays de la CE
Paesi della CE
EG-landen

OKSEKØD
RINDFLEISCH
BOEIO KPEAZ
BEEF AND VEAL
VIANDE BOVINE
CARNE BOVINA
RUNDVLEES

100 kg - PVI

| Markeder Märkte Αγορές Markets Marchés Mercati Markten | Kvaliteter Qualitäten Ποιότητες Qualities Qualités Qualità Kwaliteiten | % | 1982 | | | | | | | | | | | | | |
|--|--|--------|---------|---------|---------|---------|--|--|--|--|--|--|--|--|--|--|
| | | | NOV | DEC | | | | | | | | | | | | |
| BELGIQUE - BELGIE | | | | | | | | | | | | | | | | |
| ANDERLECHT | Extra blancs - bijz. goede | 2 | BFR | 12406,7 | 12843,6 | | | | | | | | | | | |
| | Bons - goede | 7 | | 11900,0 | 12295,2 | | | | | | | | | | | |
| | Ordinaires - gewone | 78 | | 11250,0 | 11596,8 | | | | | | | | | | | |
| | Médiocres - middelmatige | 15 | | 10191,7 | 10496,8 | | | | | | | | | | | |
| Moyenne pondérée Gewogen gemiddelde | | 100 | BFR | 11159,9 | 11505,6 | | | | | | | | | | | |
| | | | ECU | 259,671 | 267,715 | | | | | | | | | | | |
| DANMARK | | | | | | | | | | | | | | | | |
| KØBENHAVN- (Noteringscenter) | Kalve | Prima | 25 | DKR | 1441,00 | 1448,23 | | | | | | | | | | |
| | | 1. Kl. | 46 | | 1378,50 | 1385,73 | | | | | | | | | | |
| | | 2. Kl. | 30 | | 1318,50 | 1325,73 | | | | | | | | | | |
| Vejet gennemsnit | | 100 | DKR | 1376,13 | 1383,35 | | | | | | | | | | | |
| | | | ECU | 167,127 | 168,005 | | | | | | | | | | | |
| BR DEUTSCHLAND | | | | | | | | | | | | | | | | |
| Ø 12 MÄRKTE | Kl. A | 60,1 | DM | 609,29 | 619,36 | | | | | | | | | | | |
| | Kl. B | 26,7 | | 573,01 | 583,24 | | | | | | | | | | | |
| | Kl. C | 9,6 | | 509,90 | 518,82 | | | | | | | | | | | |
| | Kl. D | 3,6 | | 342,68 | 361,62 | | | | | | | | | | | |
| Gewogener Durchschnitt | | 100 | DM | 580,46 | 590,79 | | | | | | | | | | | |
| | | | ECU | 225,402 | 229,410 | | | | | | | | | | | |
| ΕΛΛΑΣ | | | | | | | | | | | | | | | | |
| Ø 5 ΑΓΟΡΕΣ | Νεαρός μόσχος | TA | 50 | ΔΡΧ | 15540,0 | 15540,0 | | | | | | | | | | |
| | | TB | 50 | | 14877,0 | 15138,0 | | | | | | | | | | |
| Σταθμισμένος μέσος όρος όλων των ειδών | | 100 | ΔΡΧ | 15208,5 | 15339,0 | | | | | | | | | | | |
| | | | ECU | 228,518 | 230,479 | | | | | | | | | | | |
| FRANCE | | | | | | | | | | | | | | | | |
| PARIS (Ø 5 centres de cotisation) | Blanc | E | 3 | FF | 2333,96 | 2308,87 | | | | | | | | | | |
| | | U | 3 | | 2109,55 | 2085,18 | | | | | | | | | | |
| | | R | 5 | | 1869,03 | 1845,98 | | | | | | | | | | |
| | Rose clair | U | 9 | | 1909,33 | 1897,77 | | | | | | | | | | |
| | | R | 15 | | 1784,51 | 1775,24 | | | | | | | | | | |
| | | O | 8 | | 1657,46 | 1657,39 | | | | | | | | | | |
| | Rosé | U | 11 | | 1820,20 | 1811,77 | | | | | | | | | | |
| | | R | 16 | | 1704,07 | 1691,88 | | | | | | | | | | |
| | | O | 9 | | 1591,22 | 1579,78 | | | | | | | | | | |
| | Rouge | R | 12 | | 1553,97 | 1545,60 | | | | | | | | | | |
| O | | 9 | 1449,60 | 1442,94 | | | | | | | | | | | | |
| Moyenne pondérée | | 100 | FF | 1731,89 | 1721,31 | | | | | | | | | | | |
| | | | ECU | 279,534 | 277,826 | | | | | | | | | | | |

LEVENDE KALVE
LEBENDE KÄLBER
ΖΩΝΤΕΣ ΜΟΞΧΟΙ
LIVE CALVES
VEAUX VIVANTS
VITELLI VIVI
LEVENDE KALVEREN

Markedspriser
Marktpreise
Τιμές της αγοράς
Market prices
Prix de marché
Prezzi di mercato
Marktprijzen

EF-lande
EG-Länder
Χώρες της ΕΚ
Community countries
Pays de la CE
Paesi della CE
EG-landen

OKSEKØD
RINDFLEISCH
BOEIO KPEAZ
BEEF AND VEAL
VIANDE BOVINE
CARNE BOVINA
RUNDVLEES

100 kg - PVI

| Markeder Märkte Αγορές Markets Marchés Mercati Markten | Kvaliteter Qualitäten Ποιότητες Qualités Qualità Kwaliteiten | % | 1982 | | | | | | | | | | | |
|---|---|------------------|------|---------|---------|---------|---------|---------|---------|---------|---------|---------|---------|---------|
| | | | OCT | | | NOV | | | DEC | | | | | |
| | | | 29-4 | 5-11 | 12-18 | 19-25 | 26-2 | 3-9 | 10-16 | 17-23 | 24-30 | 31-6 | | |
| BELGIQUE - BELGIE | | | | | | | | | | | | | | |
| ANDERLECHT | Extra blancs - bijz. goede | 2 | BFR | 12100,0 | 12250,0 | 12450,0 | 12450,0 | 12750,0 | 12750,0 | 12750,0 | 12950,0 | 12950,0 | 12850,0 | |
| | Bons - goede | 7 | | 11550,0 | 11750,0 | 11950,0 | 11950,0 | 12250,0 | 12250,0 | 12250,0 | 12350,0 | 12350,0 | 12250,0 | |
| | Ordinaires - gewone | 76 | | 10900,0 | 11100,0 | 11300,0 | 11300,0 | 11600,0 | 11600,0 | 11600,0 | 11600,0 | 11600,0 | 11500,0 | |
| | Médiocres - middelmatige | 15 | | 9850,0 | 10050,0 | 10250,0 | 10250,0 | 10500,0 | 10500,0 | 10500,0 | 10500,0 | 10500,0 | 10400,0 | |
| Moyenne pondérée Gewogen gemiddelde | | 100 | BFR | 10812,0 | 11011,0 | 11211,0 | 11211,0 | 11503,5 | 11503,5 | 11503,5 | 11514,5 | 11514,5 | 11414,5 | |
| | | | ECU | 251,576 | 256,206 | 260,860 | 260,860 | 267,666 | 267,666 | 267,666 | 267,922 | 267,922 | 265,595 | |
| DANMARK | | | | | | | | | | | | | | |
| KØBENHAVN- (Noteringscenter) | Kalve | Prima | 25 | DKR | 1445,00 | 1445,00 | 1445,00 | 1435,00 | 1435,00 | 1435,00 | 1450,00 | 1455,00 | 1455,00 | 1460,00 |
| | | 1. Kl. | 46 | | 1382,50 | 1382,50 | 1382,50 | 1372,50 | 1372,50 | 1372,50 | 1387,50 | 1392,50 | 1392,50 | 1397,50 |
| | | 2. Kl. | 30 | | 1322,50 | 1322,50 | 1322,50 | 1312,50 | 1312,50 | 1312,50 | 1327,50 | 1332,50 | 1332,50 | 1337,50 |
| Vejet gennemsnit | | 100 | DKR | 1380,13 | 1380,13 | 1380,13 | 1370,13 | 1370,13 | 1370,13 | 1385,13 | 1390,13 | 1390,13 | 1395,13 | |
| | | | ECU | 167,613 | 167,613 | 167,613 | 166,399 | 166,399 | 166,399 | 168,221 | 168,828 | 168,828 | 169,435 | |
| BR DEUTSCHLAND | | | | | | | | | | | | | | |
| Ø 12 MÄRKTE | Kl. A | 60,1 | DM | 604,00 | 604,40 | 608,50 | 612,20 | 616,00 | 616,30 | 618,70 | 618,70 | 625,00 | 617,20 | |
| | Kl. B | 28,7 | | 567,00 | 569,50 | 576,20 | 567,70 | 585,70 | 582,00 | 592,60 | 569,80 | 587,70 | 584,40 | |
| | Kl. C | 9,6 | | 528,00 | 528,00 | 493,30 | 503,00 | 503,00 | 516,70 | 553,30 | 478,40 | 536,00 | 486,70 | |
| | Kl. D | 3,6 | | 300,00 | 300,00 | 300,00 | 406,70 | 406,70 | 406,70 | 316,70 | 333,30 | 375,00 | 375,00 | |
| Gewogener Durchschnitt | | 100 | DM | 575,88 | 577,39 | 577,71 | 582,44 | 589,53 | 590,04 | 594,58 | 581,90 | 597,50 | 587,20 | |
| | | | ECU | 223,622 | 224,208 | 224,333 | 226,168 | 228,921 | 229,118 | 230,884 | 225,960 | 232,016 | 228,015 | |
| ΕΛΛΑΣ | | | | | | | | | | | | | | |
| Ø 5 ΑΓΟΡΕΣ | Nearός μύσχος | TA | 50 | ΔΡΧ | 15540,0 | 15540,0 | 15540,0 | 15540,0 | 15540,0 | 15540,0 | 15540,0 | 15540,0 | 15540,0 | |
| | | TB | 60 | | 14703,0 | 14703,0 | 14703,0 | 15138,0 | 15138,0 | 15138,0 | 15138,0 | 15138,0 | 15138,0 | |
| Σταθμισμένος μέσος όρος όλων των ειδών | | 100 | ΔΡΧ | 15121,5 | 15121,5 | 15121,5 | 15339,0 | 15339,0 | 15339,0 | 15339,0 | 15339,0 | 15339,0 | 15339,0 | |
| | | | ECU | 227,211 | 227,211 | 227,211 | 230,479 | 230,479 | 230,479 | 230,479 | 230,479 | 230,479 | 230,479 | |
| FRANCE | | | | | | | | | | | | | | |
| PARIS (Ø 5 centres de cotisation) | Blanc | E | 3 | FF | 2295,48 | 2329,80 | 2344,98 | 2344,98 | 2339,70 | 2331,78 | 2325,18 | 2286,90 | 2286,90 | 2280,30 |
| | | U | 3 | | 2057,60 | 2105,60 | 2131,20 | 2118,40 | 2113,92 | 2105,60 | 2099,20 | 2069,12 | 2069,12 | 2011,52 |
| | | R | 5 | | 1816,60 | 1864,34 | 1886,04 | 1879,84 | 1878,60 | 1873,64 | 1860,00 | 1825,90 | 1825,90 | 1770,10 |
| | Rose clair | U | 9 | | 1869,44 | 1899,52 | 1920,64 | 1919,36 | 1925,12 | 1919,36 | 1911,04 | 1882,24 | 1882,24 | 1816,32 |
| | | R | 15 | | 1740,34 | 1776,30 | 1796,76 | 1794,28 | 1800,48 | 1795,52 | 1787,46 | 1760,80 | 1760,80 | 1699,42 |
| | | O | 8 | | 1621,80 | 1605,00 | 1666,80 | 1665,00 | 1672,80 | 1668,00 | 1666,80 | 1650,00 | 1650,00 | 1590,00 |
| | Rosé | U | 11 | | 1774,08 | 1809,92 | 1831,68 | 1831,68 | 1839,36 | 1835,52 | 1825,28 | 1795,20 | 1795,20 | 1727,36 |
| | | R | 16 | | 1659,12 | 1695,08 | 1716,16 | 1714,92 | 1720,50 | 1715,54 | 1704,38 | 1675,24 | 1675,24 | 1614,48 |
| | | O | 9 | | 1548,00 | 1582,80 | 1602,00 | 1602,00 | 1607,40 | 1601,40 | 1590,60 | 1564,80 | 1564,80 | 1507,20 |
| | Rouge | R | 12 | | 1509,08 | 1545,04 | 1564,88 | 1563,64 | 1573,56 | 1569,84 | 1556,20 | 1528,92 | 1528,92 | 1479,32 |
| | | O | 9 | | 1405,20 | 1438,80 | 1460,40 | 1460,40 | 1470,00 | 1446,40 | 1453,20 | 1426,80 | 1426,80 | 1378,80 |
| | | Moyenne pondérée | | | 100 | FF | 1687,95 | 1723,33 | 1743,78 | 1742,10 | 1748,10 | 1743,19 | 1733,36 | 1705,72 |
| | | | ECU | 272,442 | 278,153 | 281,452 | 281,182 | 282,150 | 281,358 | 279,771 | 275,310 | 275,310 | 266,063 | |

LEVENDE KALVE
LEBENDE KÄLBER
ΖΩΝΤΕΣ ΜΟΞΧΟΙ
LIVE CALVES
VEAUX VIVANTS
VITELLI VIVI
LEVENDE KALVEREN

Markedspriser
Marktpreise
Τιμές της αγοράς
Market prices
Prix de marché
Prezzi di mercato
Marktprijzen

EF-lande
EG-Länder
Χώρες της ΕΚ
Community countries
Pays de la CE
Paesi della CE
EG-landen

OKSEKØD
RINDFLEISCH
BOEIO KPEAZ
BEEF AND VEAL
VIANDE BOVINE
CARNE BOVINA
RUNDVLEES

100 kg - PVI

| Markeder Märkte Αγορές Markets Marchés Mercati Markten | Kvaliteter Qualitäten Ποιότητες Qualities Qualität Kwaliteiten | % | | 1982 | | | | | | | | | | | |
|--|---|-----|--------------|---------|---------|--|--|--|--|--|--|--|--|--|--|
| | | | | NOV | DEC | | | | | | | | | | |
| IRELAND | | | | | | | | | | | | | | | |
| BANDON | Young calves | | IRL/ head | 144,764 | 132,155 | | | | | | | | | | |
| Corrected price | | 100 | IRL | 162,142 | 154,420 | | | | | | | | | | |
| | | | ECU | 234,644 | 223,468 | | | | | | | | | | |
| ITALIA | | | | | | | | | | | | | | | |
| Ø REGGIO-EMILIA PADOVA, CREMONA MACERATA e ROMA | 1ª qual. | 60 | LIT | 322,309 | 324,551 | | | | | | | | | | |
| | 2ª qual. | 40 | | 270,623 | 275,773 | | | | | | | | | | |
| Media ponderata | | 100 | LIT | 301,635 | 305,040 | | | | | | | | | | |
| | | | ECU | 234,007 | 236,648 | | | | | | | | | | |
| LUXEMBOURG | | | | | | | | | | | | | | | |
| Ø LUXEMBOURG- ESCH-ALZETTE | | 100 | LFR | 6600,0 | 6600,0 | | | | | | | | | | |
| | | | ECU | 153,570 | 153,570 | | | | | | | | | | |
| NEDERLAND | | | | | | | | | | | | | | | |
| Ø BARNEVELD- 's HERTOGENBOSCH | 1e Kwaliteit | 25 | HFL | 661,40 | 698,60 | | | | | | | | | | |
| | 2e Kwaliteit | 55 | | 632,10 | 664,05 | | | | | | | | | | |
| | 3e Kwaliteit | 20 | | 591,72 | 616,50 | | | | | | | | | | |
| Gewogen gemiddelde | | 100 | HFL | 631,35 | 663,18 | | | | | | | | | | |
| | | | ECU | 229,112 | 240,662 | | | | | | | | | | |
| UNITED KINGDOM | | | | | | | | | | | | | | | |
| SMITHFIELD | English fats | | UKL | 177,470 | 177,470 | | | | | | | | | | |
| Corrected price | | 100 | UKL | 110,947 | 110,947 | | | | | | | | | | |
| | | | ECU | 179,336 | 179,336 | | | | | | | | | | |

LEVENDE KALVE
LEBENDE KÄLBER
ΖΩΝΤΕΣ ΜΟΞΟΙ
LIVE CALVES
VEAUX VIVANTS
VITELLI VIVI
LEVENDE KALVEREN

Markedspriser
Marktpreise
Τιμές της αγοράς
Market prices
Prix de marché
Prezzi di mercato
Marktprijzen

EF-lande
EG-Länder
Χώρες της ΕΚ
Community countries
Pays de la CE
Paesi della CE
EG-landen

OKSEKØD
RINDFLEISCH
BOEIO KPEAS
BEEF AND VEAL
VIANDE BOVINA
CARNE BOVINA
RUNDVLEES

100 kg - PVI

| Markeder Märkte Αγορές Markets Marchés Mercati Markten | Kvaliteter Qualitäten Ποιότητες Qualities Qualités Qualità Kwaliteiten | % | | 1982 | | | | | | | | | | |
|--|--|-----|--------------|---------|---------|---------|---------|---------|---------|---------|---------|---------|---------|---------|
| | | | | OCT | NOV | | | | DEC | | | | | |
| | | | | 29-4 | 5-11 | 12-18 | 19-25 | 26-2 | 3-9 | 10-16 | 17-23 | 24-30 | 31-6 | |
| IRELAND | | | | | | | | | | | | | | |
| BANDON | Young calves | | IRL/ head | 149,730 | 143,120 | 148,450 | 142,360 | 141,300 | 139,000 | 127,260 | 129,370 | 129,370 | 139,200 | |
| Corrected price | | | 100 | IRL | 165,183 | 161,135 | 164,399 | 160,669 | 160,020 | 158,612 | 151,422 | 152,714 | 158,734 | |
| | | | | ECU | 239,045 | 233,187 | 237,910 | 232,512 | 231,573 | 229,535 | 219,130 | 221,000 | 229,712 | |
| ITALIA | | | | | | | | | | | | | | |
| Ø REGGIO-EMILIA PADOVA, CREMONA MACERATA e ROMA | 1ª qual. | 60 | LIT | 319.593 | 322.943 | 322.943 | 322.943 | 321.820 | 321.820 | 326.853 | 323.273 | 325.786 | 333.319 | |
| | 2ª qual. | 40 | | 268.479 | 270.992 | 270.992 | 270.992 | 270.791 | 270.791 | 277.084 | 276.423 | 279.773 | 278.885 | |
| Media ponderata | | | 100 | LIT | 299.147 | 302.162 | 302.162 | 302.162 | 301.409 | 301.409 | 306.946 | 304.533 | 307.381 | 311.546 |
| | | | | ECU | 232,077 | 234,416 | 234,416 | 234,416 | 233,831 | 233,831 | 238,127 | 236,255 | 238,464 | 241,695 |
| LUXEMBOURG | | | | | | | | | | | | | | |
| Ø LUXEMBOURG- ESCH-ALZETTE | | 100 | LFH | 6600,0 | 6600,0 | 6600,0 | 6600,0 | 6600,0 | 6600,0 | 6600,0 | 6600,0 | 6600,0 | 6600,0 | |
| | | | ECU | 153,570 | 153,570 | 153,570 | 153,570 | 153,570 | 153,570 | 153,570 | 153,570 | 153,570 | 153,570 | |
| NEDERLAND | | | | | | | | | | | | | | |
| Ø BARNEVELD- 's HERTOGENBOSCH | 1e Kwaliteit | 25 | HFL | 650,00 | 661,50 | 659,00 | 655,50 | 682,00 | 703,50 | 698,50 | 706,50 | 693,50 | 678,50 | |
| | 2e Kwaliteit | 55 | | 609,00 | 630,50 | 634,50 | 628,50 | 654,50 | 673,50 | 664,00 | 673,50 | 651,00 | 642,50 | |
| | 3e Kwaliteit | 20 | | 573,00 | 592,00 | 592,00 | 592,00 | 605,50 | 614,00 | 614,00 | 626,00 | 618,50 | 593,00 | |
| Gewogen gemiddelde | | | 100 | HFL | 612,05 | 630,55 | 632,13 | 627,95 | 651,58 | 669,10 | 662,63 | 672,25 | 655,13 | 641,60 |
| | | | | ECU | 222,109 | 228,822 | 229,394 | 227,879 | 236,452 | 242,812 | 240,462 | 243,955 | 237,740 | 232,832 |
| UNITED KINGDOM | | | | | | | | | | | | | | |
| SMITHFIELD | English fats | | UKL | 177,470 | 177,470 | 177,470 | 177,470 | 177,470 | 177,470 | 177,470 | 177,470 | 177,470 | 177,470 | |
| Corrected price | | | 100 | UKL | 110,947 | 110,947 | 110,947 | 110,947 | 110,947 | 110,947 | 110,947 | 110,947 | 110,947 | |
| | | | | ECU | 179,336 | 179,336 | 179,336 | 179,336 | 179,336 | 179,336 | 179,336 | 179,336 | 179,336 | |

**MARKEDSPRISER
MARKTPREISE
ΤΙΜΕΣ ΤΗΣ ΑΓΟΡΑΣ
MARKET PRICES
PRIX DE MARCHÉ
PREZZI DI MERCATO
MARKTPRIJZEN**

**OKSEKØD
RINDFLEISCH
BOEIO KPEAZ
BEEF AND VEAL
VIANDE BOVINE
CARNE BOVINA
RUNDVLEES**

ECU/100 kg - PVI

| Lande Land Χώρα Country Pays Paese Land | 1982 | | | | | | | | | | | |
|--|---------|---------|---------|---------|---------|---------|---------|---------|---------|---------|---------|---------|
| | JAN | FEB | MAR | APR | MAI | JUN | JUL | AUG | SEP | OCT | NOV | DEC |
| VOKSENT KVÆG - AUSGEWACHSENE RINDER - ΧΟΝΑΡΑ ΒΟΟΕΙΔΗ - ADULT BOVINE ANIMALS - GROS BOVINS - BOVINI ADULTI - VOLWASSEN RUNDEREN | | | | | | | | | | | | |
| BELGIQUE - BELGIE | 172,562 | 168,915 | 171,121 | 173,583 | 172,782 | 176,956 | 174,245 | 173,479 | 172,868 | 171,872 | 172,827 | 173,878 |
| DANMARK | 146,601 | 148,727 | 151,031 | 151,152 | 149,897 | 154,530 | 154,036 | 152,976 | 154,103 | 153,063 | 151,344 | 152,181 |
| BR DEUTSCHLAND | 149,239 | 149,587 | 151,292 | 151,226 | 153,793 | 155,163 | 155,177 | 156,673 | 156,234 | 151,649 | 156,155 | 155,632 |
| ΕΛΛΑΣ | 182,381 | 184,783 | 187,983 | 188,331 | 180,357 | 179,668 | 176,531 | 178,603 | 180,374 | 181,971 | 185,588 | 185,898 |
| FRANCE | 161,927 | 163,711 | 169,265 | 174,435 | 173,843 | 175,800 | 176,653 | 176,773 | 176,829 | 173,762 | 173,469 | 171,277 |
| IRELAND | 142,542 | 146,460 | 150,293 | 150,932 | 149,040 | 148,729 | 141,919 | 137,292 | 138,042 | 135,623 | 135,510 | 137,839 |
| ITALIA | 169,181 | 169,787 | 171,779 | 172,960 | 168,249 | 165,673 | 167,729 | 170,863 | 174,825 | 174,919 | 175,981 | 173,982 |
| LUXEMBOURG | 170,796 | 172,906 | 174,719 | 178,603 | 174,153 | 177,590 | 179,833 | 178,462 | 178,624 | 177,654 | 177,475 | 179,734 |
| NEDERLAND | 139,216 | 140,023 | 145,602 | 147,218 | 150,127 | 151,885 | 148,863 | 147,501 | 146,214 | 144,250 | 143,002 | 143,067 |
| UNITED KINGDOM | 152,951 | 151,802 | 153,836 | 154,471 | 153,920 | 152,379 | 151,999 | 146,973 | 145,657 | 144,363 | 147,335 | 150,783 |
| Vejet gennemsnit EF: Gewogener Durchschnitt EG: Σταθμισμένος μέσος όρος ΕΚ: Weighted average EC: Moyenne pondérée CE: Media ponderata CE: Gewogen gemiddelde EG: | 156,000 | 156,797 | 160,205 | 162,240 | 161,795 | 162,511 | 162,091 | 161,449 | 161,622 | 160,021 | 160,577 | 160,431 |
| Fælles markedspris: Gemeinsamer Marktpreis: Κοινοτική τιμή της αγοράς: Community market price: Prix de marché communautaire: Prezzo di mercato comunitario: Gemeenschappelijke marktprijs: | 155,173 | 156,080 | 159,236 | 161,623 | 161,816 | 162,608 | 162,271 | 161,334 | 162,070 | 160,394 | 160,489 | 160,176 |
| KALVE - KÄLBER - ΜΟΪΧΟΙ - CALVES - VEAUX - VITELLI - KALVEREN | | | | | | | | | | | | |
| BELGIQUE - BELGIE | 253,645 | 231,498 | 247,845 | 250,867 | 228,118 | 221,832 | 220,171 | 219,276 | 244,863 | 248,860 | 259,671 | 267,715 |
| DANMARK | 159,347 | 159,575 | 160,855 | 159,013 | 156,815 | 160,991 | 162,423 | 164,029 | 167,208 | 167,613 | 167,127 | 168,005 |
| BR DEUTSCHLAND | 218,802 | 214,537 | 216,359 | 216,404 | 220,268 | 218,016 | 214,824 | 217,654 | 219,722 | 220,548 | 225,402 | 229,410 |
| ΕΛΛΑΣ | 239,536 | 243,799 | 247,023 | 247,144 | 236,024 | 232,404 | 227,249 | 227,067 | 227,461 | 227,211 | 228,518 | 230,479 |
| FRANCE | 249,119 | 239,486 | 254,481 | 262,813 | 247,224 | 230,892 | 228,163 | 239,208 | 265,071 | 268,899 | 279,534 | 277,826 |
| IRELAND | 212,635 | 212,637 | 195,271 | 189,957 | 190,625 | 200,721 | 208,332 | 220,623 | 234,110 | 229,343 | 234,644 | 223,468 |
| ITALIA | 240,485 | 240,211 | 243,561 | 243,462 | 228,992 | 217,672 | 214,548 | 216,739 | 222,120 | 227,140 | 234,007 | 236,648 |
| LUXEMBOURG | 161,771 | 161,771 | 161,771 | 161,498 | 153,570 | 153,570 | 153,570 | 153,570 | 153,570 | 153,570 | 153,570 | 153,570 |
| NEDERLAND | 227,220 | 222,386 | 226,937 | 217,233 | 205,830 | 200,022 | 204,148 | 205,894 | 217,928 | 218,911 | 229,112 | 240,662 |
| UNITED KINGDOM | 221,550 | 179,336 | 179,336 | 179,336 | 179,336 | 179,336 | 179,336 | 179,336 | 179,336 | 179,336 | 179,336 | 179,336 |
| Vejet gennemsnit EF: Gewogener Durchschnitt EG: Σταθμισμένος μέσος όρος ΕΚ: Weighted average EC: Moyenne pondérée CE: Media ponderata CE: Gewogen gemiddelde EG: | 230,028 | 218,133 | 223,044 | 224,562 | 217,251 | 210,908 | 209,880 | 215,021 | 226,599 | 228,340 | 234,676 | 235,503 |
| Fælles markedspris: Gemeinsamer Marktpreis: Κοινοτική τιμή της αγοράς: Community market price: Prix de marché communautaire: Prezzo di mercato comunitario: Gemeenschappelijke marktprijs: | 231,933 | 220,350 | 221,136 | 225,315 | 219,750 | 212,836 | 209,353 | 212,362 | 223,802 | 227,515 | 232,777 | 235,915 |

**MARKEDSPRISER
MARKTPREISE
ΤΙΜΕΣ ΤΗΣ ΑΓΟΡΑΣ
MARKET PRICES
PRIX DE MARCHÉ
PREZZI DI MERCATO
MARKTPRIJZEN**

**OKSEKØD
RINDFLEISCH
BOEIO KPEAZ
BEEF AND VEAL
VIANDE BOVINE
CARNE BOVINA
RUNDVLEES**

ECU/100 kg - PVI

| Lande Land Χώρα Country Pays Paese Land | 1982 | | | | | | | | | | |
|--|---------|---------|---------|---------|---------|---------|---------|---------|---------|---------|------|
| | OCT | NOV | | | | | DEC | | | | |
| | | 29-4 | 5-11 | 12-18 | 19-25 | 26-2 | 3-9 | 10-16 | 17-23 | 24-30 | 31-6 |
| | | | | | | | | | | | |
| VOKSENT KVÆG - AUSGEWACHSENE RINDER - ΧΟΝΔΡΑ ΒΟΟΕΙΔΗ - ADULT BOVINE ANIMALS - GROS BOVINS - BOVINI ADULTI - VOLWASSEN RUNDEREN | | | | | | | | | | | |
| BELGIQUE - BELGIE | 173,790 | 173,441 | 173,616 | 171,324 | 172,196 | 173,127 | 173,430 | 173,115 | 175,954 | 176,431 | |
| DANMARK | 151,918 | 151,918 | 151,918 | 150,489 | 150,477 | 151,646 | 152,503 | 152,489 | 152,489 | 152,774 | |
| BR DEUTSCHLAND | 156,255 | 156,698 | 156,635 | 156,069 | 154,766 | 154,964 | 154,300 | 155,372 | 157,860 | 157,578 | |
| ΕΛΛΑΣ | 184,663 | 185,182 | 185,203 | 186,357 | 186,357 | 185,834 | 185,834 | 185,256 | 186,456 | 186,456 | |
| FRANCE | 173,228 | 174,209 | 174,175 | 172,828 | 172,536 | 171,903 | 171,075 | 170,729 | 170,729 | 173,459 | |
| IRELAND | 136,295 | 135,450 | 136,514 | 134,906 | 134,407 | 135,589 | 138,025 | 139,242 | 139,242 | 139,514 | |
| ITALIA | 175,622 | 177,148 | 177,040 | 175,038 | 174,470 | 174,158 | 174,106 | 173,667 | 173,873 | 173,873 | |
| LUXEMBOURG | 176,582 | 177,175 | 176,962 | 178,480 | 177,918 | 178,534 | 179,289 | 180,207 | 181,382 | 180,035 | |
| NEDERLAND | 143,032 | 193,462 | 143,508 | 142,415 | 142,449 | 142,960 | 142,321 | 142,450 | 144,463 | 144,831 | |
| UNITED KINGDOM | 145,150 | 146,768 | 147,645 | 148,028 | 148,474 | 151,024 | 152,693 | 150,169 | 150,171 | 148,939 | |
| Vejet gennemsnit EF: Gewogener Durchschnitt EG: Σταθμισμένος μέσος όρος EK: Weighted average EC: Moyenne pondérée CE: Media ponderata CE: Gewogen gemiddelde EG: | 160,220 | 161,003 | 161,203 | 160,221 | 159,889 | 160,324 | 160,408 | 160,119 | 160,875 | 161,498 | |
| Fælles markedspris: Gemeinsamer Marktpreis: Κοινοτική τιμή της αγοράς: Community market price: Prix de marché communautaire: Prezzo di mercato comunitario: Gemeenschappelijke marktprijs: | 160,220 | 161,003 | 161,003 | 160,221 | 159,889 | 160,324 | 160,324 | 160,119 | 160,875 | 161,498 | |
| KALVE - KÄLBER - ΜΟΣΧΟΙ - CALVES - VEAUX - VITELLI - KALVEREN | | | | | | | | | | | |
| BELGIQUE - BELGIE | 251,576 | 256,206 | 260,860 | 260,860 | 267,666 | 267,666 | 267,666 | 267,922 | 267,922 | 265,595 | |
| DANMARK | 167,613 | 167,613 | 167,613 | 166,399 | 166,399 | 166,399 | 168,221 | 168,828 | 168,828 | 169,435 | |
| BR DEUTSCHLAND | 223,622 | 224,208 | 224,333 | 226,168 | 228,921 | 229,118 | 230,884 | 225,960 | 232,016 | 228,015 | |
| ΕΛΛΑΣ | 227,211 | 227,211 | 227,211 | 230,479 | 230,479 | 230,479 | 230,479 | 230,479 | 230,479 | 230,479 | |
| FRANCE | 272,442 | 278,153 | 281,452 | 281,182 | 282,150 | 281,358 | 279,771 | 275,310 | 275,310 | 266,063 | |
| IRELAND | 239,045 | 233,187 | 237,910 | 232,512 | 231,573 | 229,535 | 219,130 | 221,000 | 221,000 | 229,712 | |
| ITALIA | 232,077 | 234,416 | 234,416 | 234,416 | 233,831 | 233,831 | 238,127 | 236,255 | 238,464 | 241,695 | |
| LUXEMBOURG | 153,570 | 153,570 | 153,570 | 153,570 | 153,570 | 153,570 | 153,570 | 153,570 | 153,570 | 153,570 | |
| NEDERLAND | 222,109 | 228,822 | 229,394 | 227,879 | 236,452 | 242,812 | 240,462 | 243,955 | 237,740 | 238,832 | |
| UNITED KINGDOM | 179,336 | 179,336 | 179,336 | 179,336 | 179,336 | 179,336 | 179,336 | 179,336 | 179,336 | 179,336 | |
| Vejet gennemsnit EF: Gewogener Durchschnitt EG: Σταθμισμένος μέσος όρος EK: Weighted average EC: Moyenne pondérée CE: Media ponderata CE: Gewogen gemiddelde EG: | 231,574 | 233,826 | 235,395 | 235,166 | 236,652 | 236,710 | 236,208 | 234,107 | 235,127 | 232,222 | |
| Fælles markedspris: Gemeinsamer Marktpreis: Κοινοτική τιμή της αγοράς: Community market price: Prix de marché communautaire: Prezzo di mercato comunitario: Gemeenschappelijke marktprijs: | 231,574 | 233,826 | 235,395 | 235,166 | 236,652 | 236,710 | 236,208 | 234,107 | 235,127 | 232,222 | |

LEVENDE KVAEG

Priser fastsat af Kommissionen

LEBENDE RINDER

Preise festgesetzt von der Kommission

LIVE ADULT CATTLE

Prices fixed by the Commission

BOVINS VIVANTS

Prix fixés per la Commission

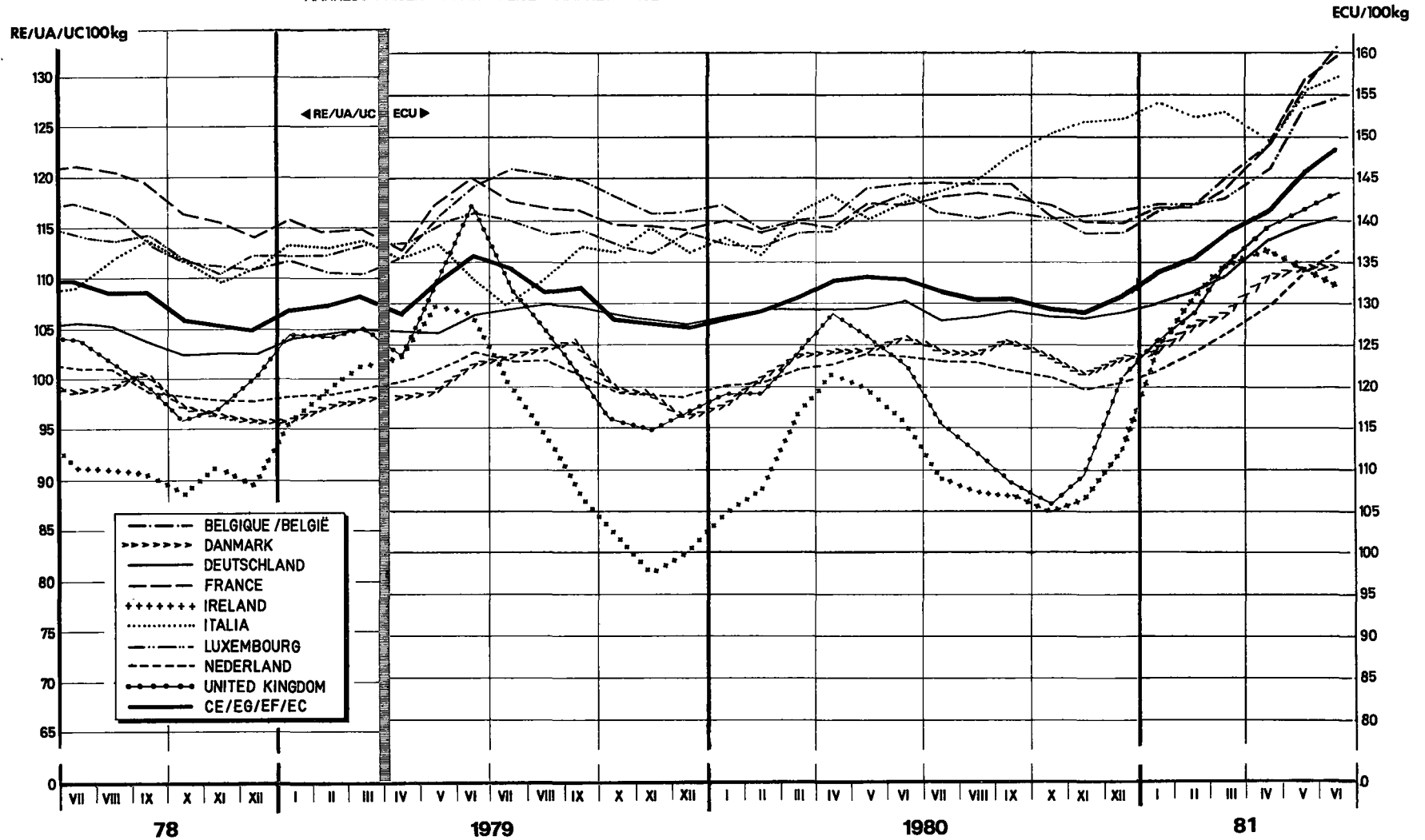
BOVINI VIVI

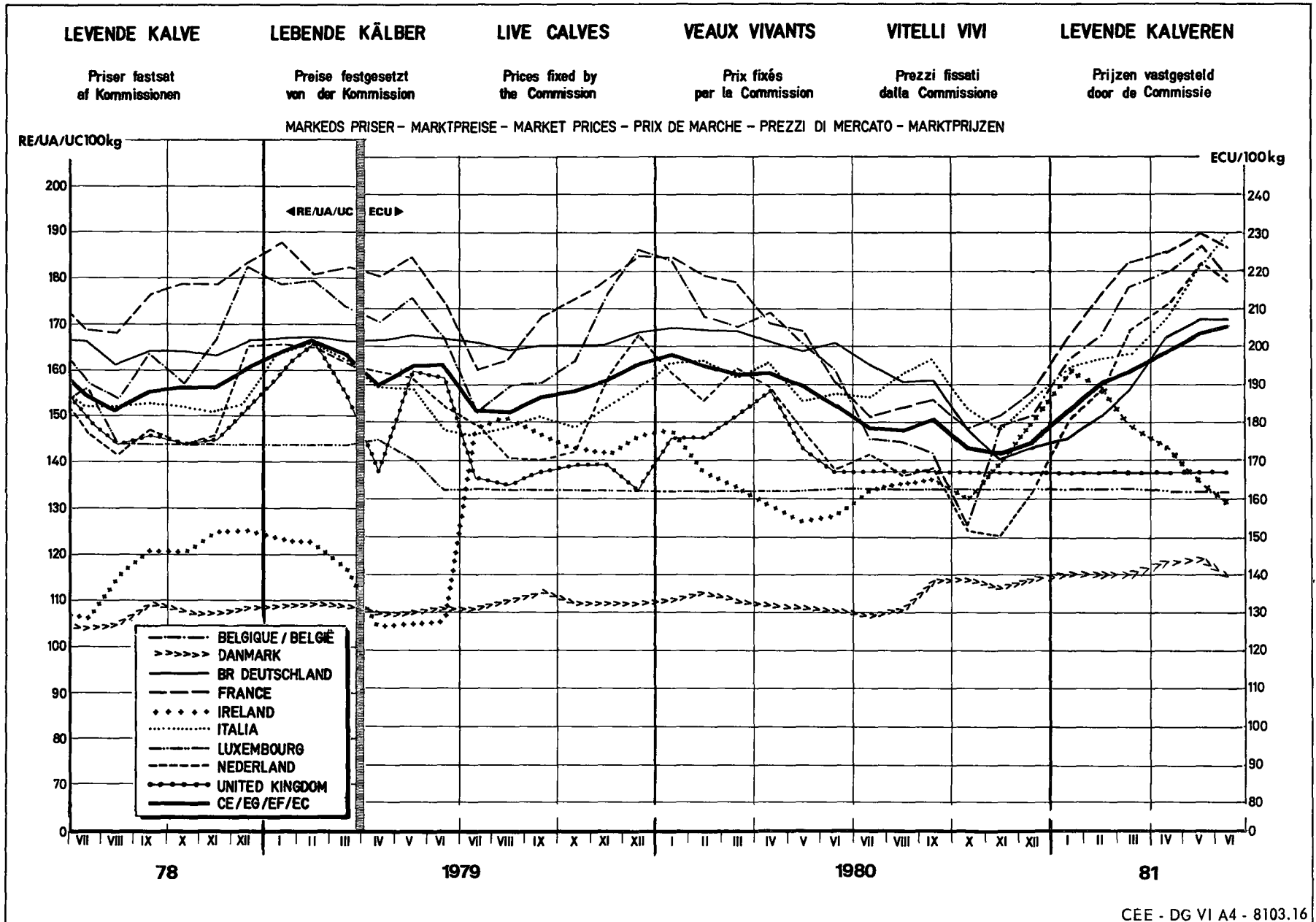
Prezzi fissati dalla Commissione

LEVENDE RUNDEREN

Prijzen vastgesteld door de Commissie

MARKEDS PRISER - MARKTPREISE - MARKET PRICES - PRIX DE MARCHÉ - PREZZI DI MERCATO - MARKTPRIJZEN





**AFGIFTER VED INDFØRSLER FRA TREDJELANDE
ABSCHÖPFUNGEN BEI EINFUHR AUS DRITTLÄNDERN
ΕΙΣΦΟΡΕΣ ΚΑΤΑ ΤΗΝ ΕΙΣΑΓΩΓΗ ΑΠΟ ΤΡΙΤΕΣ ΧΩΡΕΣ
LEVIES ON IMPORTS FROM THIRD COUNTRIES
PRELEVEMENTS A L'IMPORTATION DES PAYS TIERS
PRELIEVI ALL'IMPORTAZIONE DAI PAESI TERZI
HEFFINGEN BIJ INVOER UIT DERDE LANDEN**

**OKSEKØD
RINDFLEISCH
BOEIO KPEAS
BEEF AND VEAL
VIANDE BOVINE
CARNE BOVINA
RUNDVLEES**

I. Østrig, Sverige, Schweiz / Österreich, Schweden, Schweiz / Αυστρία, Σουηδία, Έλβετία / Austria, Sweden, Switzerland / Autriche, Suède, Suisse / Austria, Svezia, Svizzera / Oostenrijk, Zweden, Zwitserland.

ECU/100 kg

| Tarifnummer Tarifnummer Δασμολογική κλάση Tariff No N° tarifaire N. Tariffario Tariefnummer | 1982 | | | | | | | | | | | |
|---|---------|---------|---------|---------|---------|---------|---------|---------|---------|---------|---------|---------|
| | JAN | FEB | MAR | APR | MAI | JUN | JUL | AUG | SEP | OCT | NOV | DEC |
| LEVENDE VAEGT - LEBENDGEWICHT - ΖΩΝ ΒΑΡΟΣ LIVE WEIGHT - POIDS VIF - PESO VIVO - LEVEND GEWICHT | | | | | | | | | | | | |
| 01.02 A II a) | - | - | - | - | - | - | - | - | - | - | - | - |
| 01.02 A II a) | 5,739 | 4,590 | 4,502 | 4,429 | 9,700 | 21,881 | 21,198 | 17,464 | 17,345 | 14,664 | 14,377 | 18,602 |
| NETTOVAEGT - NETTOGEWICHT - ΚΑΘΑΡΟ ΒΑΡΟΣ NET WEIGHT - POIDS NET - PESO NETTO - NETTOGEWICHT | | | | | | | | | | | | |
| 02.01 A II a) 1 | - | - | - | - | - | - | - | - | - | - | - | - |
| 02.01 A II a) 1 | 10,904 | 8,720 | 8,552 | 8,414 | 18,430 | 41,573 | 40,276 | 33,182 | 32,956 | 27,862 | 27,316 | 35,345 |
| 02.01 A II a) 2 | - | - | - | - | - | - | - | - | - | - | - | - |
| 02.01 A II a) 2 | 8,723 | 6,977 | 6,843 | 6,732 | 14,744 | 33,259 | 32,220 | 26,546 | 26,365 | 22,290 | 21,853 | 28,276 |
| 02.01 A II a) 3 | - | - | - | - | - | - | - | - | - | - | - | - |
| 02.01 A II a) 3 | 13,085 | 10,464 | 10,263 | 10,097 | 22,116 | 49,888 | 48,330 | 39,818 | 39,547 | 33,433 | 32,778 | 42,414 |
| 02.01 A II a) 4 aa) | 16,356 | 13,080 | 12,828 | 12,621 | 27,645 | 62,361 | 60,414 | 49,773 | 49,434 | 41,792 | 40,973 | 53,017 |
| 02.01 A II a) 4 bb) | 18,709 | 14,963 | 14,675 | 14,438 | 31,552 | 71,332 | 69,105 | 56,933 | 56,545 | 47,804 | 46,868 | 60,645 |
| 02.06 C I a) 1 | 16,356 | 13,080 | 12,828 | 12,621 | 27,645 | 62,361 | 60,414 | 49,773 | 49,434 | 41,792 | 40,973 | 53,017 |
| 02.06 C a) 2 | 18,709 | 14,963 | 14,675 | 14,438 | 31,552 | 71,332 | 69,105 | 56,923 | 56,545 | 47,804 | 46,868 | 60,645 |
| 16.02 B III b) 1 aa) | 18,709 | 14,963 | 14,675 | 14,438 | 31,552 | 71,332 | 69,105 | 56,923 | 56,545 | 47,804 | 46,868 | 60,645 |
| 02.01 A II b) 1 | 141,559 | 141,559 | 138,875 | 136,631 | 149,763 | 170,555 | 170,555 | 170,555 | 170,555 | 170,555 | 170,555 | 177,697 |
| 02.01 A II b) 2 | 113,280 | 113,280 | 111,100 | 109,305 | 119,810 | 136,444 | 136,444 | 136,444 | 136,444 | 136,444 | 136,444 | 142,158 |
| 02.01 A II b) 3 | 177,000 | 177,000 | 173,594 | 170,789 | 187,204 | 213,195 | 213,195 | 213,195 | 213,195 | 213,195 | 213,195 | 222,122 |
| 02.01 A II b) 4 aa) | 212,399 | 212,399 | 208,312 | 204,947 | 224,645 | 255,833 | 255,833 | 255,833 | 255,833 | 255,833 | 255,833 | 261,708 |
| 02.01 A II b) 4 bb) 11 | 177,000 | 177,000 | 173,594 | 170,789 | 187,204 | 213,195 | 213,195 | 213,195 | 213,195 | 213,195 | 213,195 | 222,122 |
| 02.01 A II b) 4 bb) 22 (b) | 177,000 | 177,000 | 173,594 | 170,789 | 187,204 | 213,195 | 213,195 | 213,195 | 213,195 | 213,195 | 213,195 | 222,122 |
| 02.01 A II b) 4 bb) 33 | 243,551 | 243,551 | 238,864 | 235,005 | 257,592 | 293,355 | 293,355 | 293,355 | 293,355 | 293,355 | 293,355 | 305,640 |

**AFGIFTER VED INDFØRSLER FRA TREDJELANDE
ABSCHÖPFUNGEN BEI EINFUHR AUS DRITTLÄNDERN
ΕΙΣΦΟΡΕΣ ΚΑΤΑ ΤΗΝ ΕΙΣΑΓΩΓΗ ΑΠΟ ΤΡΙΤΕΣ ΧΩΡΕΣ
LEVIES ON IMPORTS FROM THIRD COUNTRIES
PRELEVEMENTS A L'IMPORTATION DES PAYS TIERS
PRELIEVI ALL'IMPORTAZIONE DAI PAESI TERZI
HEFFINGEN BIJ INVOER UIT DERDE LANDEN**

OKSEKØD
RINDFLEISCH
BOEIO KPEAZ
BEEF AND VEAL
VIANDE BOVINE
CARNE BOVINA
RUNDVLEES

I. Østrig, Sverige, Schweiz / Österreich, Schweden, Schweiz / Αυστρία, Σουηδία, Έλβετία / Austria, Sweden, Switzerland / Autriche, Suède, Suisse / Austria, Svezia, Svizzera / Oostenrijk, Zweden, Zwitserland.

ECU/100 kg

| Tarifnummer Tarifnummer Δασμολογική κλάση Tariff No N° tarifaire N. Tariffario Tariefnummer | 1982 | | | | | | 1983 | | | | | |
|---|---|---------|---------|---------|---------|---------|---------|---------|---------|---------|---|---|
| | NOV | | | DEC | | | JAN | | | | | |
| | 8-14 | 15-21 | 22-28 | 29-05 | 06-12 | 13-19 | 20-26 | 27-2 | 3-9 | 10-16 | | |
| | LEVENDE VAEGT - LEBENDGEWICHT - ΖΩΝ ΒΑΡΟΣ - LIVE WEIGHT - POIDS VIF - PESO VIVO - LEVEND GEWICHT | | | | | | | | | | | |
| 01.02 A II a) | - | - | - | - | - | - | - | - | - | - | - | - |
| 01.02 A II α) | 14,377 | 14,377 | 14,377 | 14,377 | 19,415 | 19,415 | 19,415 | 19,415 | 19,415 | 19,415 | | |
| | NETTOVAEGT - NETTOGEWICHT - ΚΑΒΑΡΟΝ ΒΑΡΟΣ - NET WEIGHT - POIDS NET - PESO NETTO - NETTOGEWICHT | | | | | | | | | | | |
| 02.01 A II a) 1 | - | - | - | - | - | - | - | - | - | - | - | - |
| 02.01 A II a) 1 | 27,316 | 27,316 | 27,316 | 27,316 | 36,889 | 36,889 | 36,889 | 36,889 | 36,889 | 36,889 | | |
| 02.01 A II a) 2 | - | - | - | - | - | - | - | - | - | - | - | - |
| 02.01 A II a) 2 | 21,853 | 21,853 | 21,853 | 21,853 | 29,511 | 29,511 | 29,511 | 29,511 | 29,511 | 29,511 | | |
| 02.01 A II a) 3 | - | - | - | - | - | - | - | - | - | - | - | - |
| 02.01 A II a) 3 | 32,778 | 32,778 | 32,778 | 32,778 | 44,267 | 44,267 | 44,267 | 44,267 | 44,267 | 44,267 | | |
| 02.01 A II a) 4 aa) | 40,973 | 40,973 | 40,973 | 40,973 | 55,333 | 55,333 | 55,333 | 55,333 | 55,333 | 55,333 | | |
| 02.01 A II a) 4 bb) | 46,868 | 46,868 | 46,868 | 46,868 | 63,294 | 63,294 | 63,294 | 63,294 | 63,294 | 63,294 | | |
| 02.08 C I a) 1 | 40,973 | 40,973 | 40,973 | 40,973 | 55,333 | 55,333 | 55,333 | 55,333 | 55,333 | 55,333 | | |
| 02.06 C a) 2 | 46,868 | 46,868 | 46,868 | 46,868 | 63,294 | 63,294 | 63,294 | 63,294 | 63,294 | 63,294 | | |
| 16.02 B III b) 1 aa) | 46,868 | 46,868 | 46,868 | 46,868 | 63,294 | 63,294 | 63,294 | 63,294 | 63,294 | 63,294 | | |
| 02.01 A II b) 1 | 170,555 | 170,555 | 170,555 | 170,555 | 179,071 | 179,071 | 179,071 | 179,071 | 179,071 | 179,071 | | |
| 02.01 A II b) 2 | 136,444 | 136,444 | 136,444 | 136,444 | 143,247 | 143,257 | 143,257 | 143,257 | 143,257 | 143,257 | | |
| 02.01 A II b) 3 | 213,195 | 213,195 | 213,195 | 213,195 | 223,839 | 223,839 | 223,839 | 223,839 | 223,839 | 223,839 | | |
| 02.01 A II b) 4 aa) | 225,833 | 225,833 | 225,833 | 225,833 | 268,607 | 268,607 | 268,607 | 268,607 | 268,607 | 268,607 | | |
| 02.01 A II b) 4 bb) 11 | 213,195 | 213,195 | 213,195 | 213,195 | 223,839 | 223,839 | 223,839 | 223,839 | 223,839 | 223,839 | | |
| 02.01 A II b) 4 bb) 22 (b) | 213,195 | 213,195 | 213,195 | 213,195 | 223,839 | 223,839 | 223,839 | 223,839 | 223,839 | 223,839 | | |
| 02.01 A II b) 4 bb) 33 | 293,355 | 293,355 | 293,355 | 293,355 | 308,003 | 308,003 | 308,003 | 308,003 | 308,003 | 308,003 | | |

**AFGIFTER VED INDFØRSLER FRA TREDJELANDE
ABSCHÖPFUNGEN BEI EINFUHR AUS DRITTLÄNDERN
ΕΙΣΦΟΡΕΣ ΚΑΤΑ ΤΗΝ ΕΙΣΑΓΩΓΗ ΑΠΟ ΤΡΙΤΕΣ ΧΩΡΕΣ
LEVIES ON IMPORTS FROM THIRD COUNTRIES
PRELEVEMENTS A L'IMPORTATION DES PAYS TIERS
PRELIEVI ALL'IMPORTAZIONE DAI PAESI TERZI
HEFFINGEN BIJ INVOER UIT DERDE LANDEN**

**OKSEKØD
RINDFLEISCH
BOEIO KPEAZ
BEEF AND VEAL
VIANDE BOVINE
CARNE BOVINA
RUNDVLEES**

II. Andre tredjelände - Andere Drittländer - Τρίτες χώρες - Other third countries -
Autres pays tiers - Altri paesi terzi - Andere derde landen.

ECU/100 kg

| Tarifnummer Tarifnummer Δασμολογική κλάση Tariff No N° tarifaire N. Tariffario Tariefnummer | 1982 | | | | | | | | | | | |
|---|---|---------|---------|---------|---------|---------|---------|---------|---------|---------|---------|---------|
| | JAN | FEB | MAR | APR | MAI | JUN | JUL | AUG | SEP | OCT | NOV | DEC |
| | LEVENDE VAEGT - LEBENDGEWICHT - ΖΩΝ ΒΑΡΟΣ LIVE WEIGHT - POIDS VIF - PESO VIVO - LEVEND GEWICHT | | | | | | | | | | | |
| 01.02 A II a) | 35,060 | 35,060 | 35,060 | 35,060 | 37,969 | 42,575 | 42,575 | 42,575 | 42,575 | 42,575 | 42,575 | 44,429 |
| 01.02 A II a) | 79,937 | 79,937 | 78,399 | 77,132 | 84,850 | 97,071 | 97,071 | 97,071 | 97,071 | 97,071 | 97,071 | 101,297 |
| | NETTOVAEGT - NETTOGEWICHT - ΚΑΒΑΡΟΝ ΒΑΡΟΣ NET WEIGHT - POIDS NET - PESO NETTO - NETTOGEWICHT | | | | | | | | | | | |
| 02.01 A II a) 1 | 66,614 | 66,614 | 66,614 | 66,614 | 72,141 | 80,893 | 80,893 | 80,893 | 80,893 | 80,893 | 80,893 | 84,415 |
| 02.01 A II a) 1 | 151,880 | 151,880 | 148,958 | 146,551 | 161,216 | 184,435 | 184,435 | 184,435 | 184,435 | 184,435 | 184,435 | 192,465 |
| 02.01 A II a) 2 | 53,291 | 53,291 | 53,291 | 53,291 | 57,713 | 64,714 | 64,714 | 64,714 | 64,714 | 64,714 | 64,714 | 67,531 |
| 02.01 A II a) 2 | 121,503 | 121,503 | 119,165 | 117,240 | 128,972 | 147,548 | 147,548 | 147,548 | 147,548 | 147,548 | 147,548 | 153,971 |
| 02.01 A II a) 3 | 79,937 | 79,937 | 79,937 | 79,937 | 86,570 | 97,071 | 97,071 | 97,071 | 97,071 | 97,071 | 97,071 | 101,297 |
| 02.01 A II a) 3 | 182,256 | 182,256 | 178,749 | 175,861 | 193,459 | 221,322 | 221,322 | 221,322 | 221,322 | 221,322 | 221,322 | 230,958 |
| 02.01 A II a) 4 aa) | 227,820 | 227,820 | 223,436 | 219,826 | 241,824 | 276,653 | 276,653 | 276,653 | 276,653 | 276,653 | 276,653 | 288,698 |
| 02.01 A II a) 4 bb) | 260,594 | 260,594 | 255,580 | 251,450 | 276,612 | 316,451 | 316,451 | 316,451 | 316,451 | 316,451 | 316,451 | 330,228 |
| 02.08 C I a) 1 | 227,820 | 227,820 | 223,436 | 219,826 | 241,824 | 276,653 | 276,653 | 276,653 | 276,653 | 276,653 | 276,653 | 288,698 |
| 02.08 C a) 2 | 260,594 | 260,594 | 255,580 | 251,450 | 276,612 | 316,451 | 316,451 | 316,451 | 316,451 | 316,451 | 316,451 | 330,228 |
| 16.02 B III b) 1 aa) | 260,594 | 260,594 | 255,580 | 251,450 | 276,612 | 316,451 | 316,451 | 316,451 | 316,451 | 316,451 | 316,451 | 330,228 |
| 02.01 A II b) 1 | 141,559 | 141,559 | 138,875 | 136,631 | 149,763 | 170,555 | 170,555 | 170,555 | 170,555 | 170,555 | 170,555 | 177,697 |
| 02.01 A II b) 2 | 113,280 | 113,280 | 111,100 | 109,305 | 119,810 | 136,444 | 136,444 | 136,444 | 136,444 | 136,444 | 136,444 | 142,158 |
| 02.01 A II b) 3 | 177,000 | 177,000 | 173,594 | 170,789 | 187,204 | 213,195 | 213,195 | 213,195 | 213,195 | 213,195 | 213,195 | 222,122 |
| 02.01 A II b) 4 aa) | 212,399 | 212,399 | 208,312 | 204,947 | 224,645 | 255,833 | 255,833 | 255,833 | 255,833 | 255,833 | 255,833 | 261,708 |
| 02.01 A II b) 4 bb) 11 | 177,000 | 177,000 | 173,594 | 170,789 | 187,204 | 213,195 | 213,195 | 213,195 | 213,195 | 213,195 | 213,195 | 222,122 |
| 02.01 A II b) 4 bb) 22 b) | 177,000 | 177,000 | 173,594 | 170,789 | 187,204 | 213,195 | 213,195 | 213,195 | 213,195 | 213,195 | 213,195 | 222,122 |
| 02.01 A II b) 4 bb) 33 | 243,551 | 243,551 | 238,864 | 235,005 | 257,592 | 293,355 | 293,355 | 293,355 | 293,355 | 293,355 | 293,355 | 305,640 |

**AFGIFTER VED INDFØRSLER FRA TREDJELANDE
ABSCHÖPFUNGEN BEI EINFUHR AUS DRITTLÄNDERN
ΕΙΣΦΟΡΕΣ ΚΑΤΑ ΤΗΝ ΕΙΣΑΓΩΓΗ ΑΠΟ ΤΡΙΤΕΣ ΧΩΡΕΣ
LEVIES ON IMPORTS FROM THIRD COUNTRIES
PRELEVEMENTS A L'IMPORTATION DES PAYS TIERS
PRELIEVI ALL'IMPORTAZIONE DAI PAESI TERZI
HEFFINGEN BIJ INVOER UIT DERDE LANDEN**

OKSEKØD
RINDFLEISCH
BOEIO KPEAZ
BEEF AND VEAL
VIANDE BOVINE
CARNE BOVINA
RUNDVLEES

II. Andre tredjelände - Andere Drittländer - Τρίτες χώρες - Other third countries -
Autres pays tiers - Altri paesi terzi - Andere derde landen.

ECU/100 kg

| Tarifnummer Tarifnummer Δασμολογική κλάση Tariff No N° tarifaire N. Tariffario Tarietnummer | 1982 | | | | | | | | | | 1983 | | | |
|---|---|---------|---------|---------|---------|---------|---------|---------|---------|---------|------|--|--|--|
| | NOV | | | | DEC | | | | JAN | | | | | |
| | 8-14 | 15-21 | 22-28 | 29-05 | 06-12 | 13-19 | 20-26 | 27-2 | 3-9 | 10-16 | | | | |
| | LEVENDE VAEGT - LEBENDGEWICHT - ΖΩΝ ΒΑΡΟΣ - LIVE WEIGHT - POIDS VIF - PESO VIVO - LEVEND GEWICHT | | | | | | | | | | | | | |
| 01.02 A II a) | 42,575 | 42,575 | 42,575 | 42,575 | 44,785 | 44,785 | 44,785 | 44,785 | 44,785 | 44,785 | | | | |
| 01.02 A II α) | 97,071 | 97,071 | 97,071 | 97,071 | 102,110 | 102,110 | 102,110 | 102,110 | 102,110 | 102,110 | | | | |
| | NETTOVÆGT - NETTOGEWICHT - ΚΑΘΑΡΟΝ ΒΑΡΟΣ NET WEIGHT - POIDS NET - PESO NETTO - NETTOGEWICHT | | | | | | | | | | | | | |
| 02.01 A II a) 1 | 80,893 | 80,893 | 80,893 | 80,893 | 85,092 | 85,092 | 85,092 | 85,092 | 85,092 | 85,092 | | | | |
| 02.01 A II a) 1 | 184,435 | 184,435 | 184,435 | 184,435 | 194,009 | 194,009 | 194,009 | 194,009 | 194,009 | 194,009 | | | | |
| 02.01 A II a) 2 | 64,714 | 64,714 | 64,714 | 64,714 | 68,073 | 68,073 | 68,073 | 68,073 | 68,073 | 68,073 | | | | |
| 02.01 A II a) 2 | 147,548 | 147,548 | 147,548 | 147,548 | 155,206 | 155,206 | 155,206 | 155,206 | 155,206 | 155,206 | | | | |
| 02.01 A II a) 3 | 97,071 | 97,071 | 97,071 | 97,071 | 102,110 | 102,110 | 102,110 | 102,110 | 102,110 | 102,110 | | | | |
| 02.01 A II a) 3 | 221,322 | 221,322 | 221,322 | 221,322 | 232,811 | 232,811 | 232,811 | 232,811 | 232,811 | 232,811 | | | | |
| 02.01 A II a) 4 aa) | 276,653 | 276,653 | 276,653 | 276,653 | 291,014 | 291,014 | 291,014 | 291,014 | 291,014 | 291,014 | | | | |
| 02.01 A II a) 4 bb) | 316,451 | 316,451 | 316,451 | 316,451 | 332,878 | 332,878 | 332,878 | 332,878 | 332,878 | 332,878 | | | | |
| 02.06 C I a) 1 | 276,653 | 276,653 | 276,653 | 276,653 | 291,014 | 291,014 | 291,014 | 291,014 | 291,014 | 291,014 | | | | |
| 02.06 C a) 2 | 316,451 | 316,451 | 316,451 | 316,451 | 332,878 | 332,878 | 332,878 | 332,878 | 332,878 | 332,878 | | | | |
| 16.02 B III b) 1 aa) | 316,451 | 316,451 | 316,451 | 316,451 | 332,878 | 332,878 | 332,878 | 332,878 | 332,878 | 332,878 | | | | |
| 02.01 A II b) 1 | 170,555 | 170,555 | 170,555 | 170,555 | 179,071 | 179,071 | 179,071 | 179,071 | 179,071 | 179,071 | | | | |
| 02.01 A II b) 2 | 136,444 | 136,444 | 136,444 | 136,444 | 143,257 | 143,257 | 143,257 | 143,257 | 143,257 | 143,257 | | | | |
| 02.01 A II b) 3 | 213,195 | 213,195 | 213,195 | 213,195 | 223,839 | 223,839 | 223,839 | 223,839 | 223,839 | 223,839 | | | | |
| 02.01 A II b) 4 aa) | 255,833 | 255,833 | 255,833 | 255,833 | 268,607 | 268,607 | 268,607 | 268,607 | 268,607 | 268,607 | | | | |
| 02.01 A II b) 4 bb) 11 | 213,195 | 213,195 | 213,195 | 213,195 | 223,839 | 223,839 | 223,839 | 223,839 | 223,839 | 223,839 | | | | |
| 02.01 A II b) 4 bb) 22 (b) | 213,195 | 213,195 | 213,195 | 213,195 | 223,839 | 223,839 | 223,839 | 223,839 | 223,839 | 223,839 | | | | |
| 02.01 A II b) 4 bb) 33 | 293,355 | 293,355 | 293,355 | 293,355 | 308,003 | 308,003 | 308,003 | 308,003 | 308,003 | 308,003 | | | | |

XI

MEJERIPRODUKTER.
MILCHERZEUGNISSE
ΓΑΛΑΚΤΟΚΟΜΙΚΑ ΠΡΟΪΟΝΤΑ
MILK PRODUCTS
PRODUITS LAITIERS
PRODOTTI LATTIERO-CASEARI
ZUIVELPRODUKTEN

FASTSATTE PRISER
FESTGESETZTE PREISE
ΚΑΘΟΡΙΣΜΕΝΕΣ ΤΙΜΕΣ
FIXED PRICES
PRIX FIXES
PREZZI FISSATI
VASTGESTELDE PRIJZEN

MEJERIPRODUKTER
MILCHERZEUGNISSE
ΓΑΛΑΚΤΟΚΩΜΙΚΑ ΠΡΟΪΟΝΤΑ
MILK PRODUCTS
PRODUITS LAITIERS
PROD. LAT. CAS.
ZUIVELPRODUKTEN

ECU/100 kg

| | | | | | | | | | |
|--|-------------------|---------|--|--|--|--|--|--|--|
| | 6.4.81 19.5.82 | 20.5.82 | | | | | | | |
|--|-------------------|---------|--|--|--|--|--|--|--|

I. INDIKATIVPRIS - RICHTPREIS - ΕΝΔΕΙΚΤΙΚΗ ΤΙΜΗ - TARGET PRICE - PRIX INDICATIFS - PREZZO INDICATIVO - RICHTPRIJZEN

| | | | | | | | | | |
|--|-------|-------|--|--|--|--|--|--|--|
| Koemelk (3,7 % fedtinhold) Kuhmilch (3,7 % fettgehalt) Γάλα άγελάδος (3,7 % λιπαρές ούστες) Cow's milk (3,7 % fat content) Lait de vache (3,7 % de matière grasse) Latte di vacche (3,7 % materia grassa) Koemelk (3,7 % vetgehalte) | 24,26 | 26,81 | | | | | | | |
|--|-------|-------|--|--|--|--|--|--|--|

II. INTERVENTIONSPRISER - INTERVENTIONSPREISE - ΤΙΜΕΣ ΠΑΡΕΜΒΑΣΕΩΣ - INTERVENTION PRICES - PRIX D'INTERVENTION - PREZZI D'INTERVENTO - INTERVENTIEPRIJZEN

| | | | | | | | | | |
|---|---|------------------|------------------|--|--|--|--|--|--|
| Smør Butter Βούτυρο Butter Beurre Burro Boter | 317,84 | 349,70 | | | | | | | |
| Skummetmaelpulver Magermilchpulver Αποκορυφωμένο γάλα σέ σκόνη Skimmed-milk powder Poudre de lait maigre Latte scremato in polvere Magere melpoeder | 132,45 | 146,23 | | | | | | | |
| Ost Käse Τυρός Cheese Fromage Formaggi Kaas | Grana Padano { 30-60 jours 6 mois | 317,20 384,27 | 353,04 429,51 | | | | | | |
| | Parmigiano-Reggiano-6 mois | 418,87 | 469,30 | | | | | | |

III. STÖTTEFORANSTALTNINGER - GEWAHRUNG VON BEIHILFEN - ΜΕΤΡΑ ΒΟΗΘΕΙΑΣ - MEASURES OF AID - MESURES D'AIDE - MISURE D'AUTO - STEUNMAATREGELEN

| | | | | | | | | | |
|--|----------------------|----------|--|--|--|--|--|--|--|
| Skummetmaelk (anvendes til foder) Magermilch (verwendet für Futterzwecke) Αποκορυφωμένο γάλα (για τη διατροφή των ζώων) Skimmed-milk (for use as animal feed) Lait maigre (destiné à l'alimentation des animaux) Latte scremato (per l'alimentazione degli animali) Ondermelk (voor voederdoeleinden) | 5,70(1) | 6,30(4) | | | | | | | |
| Skummetmaelkpulver (anvendes til foder) Magermilchpulver (verwendet für Futterzwecke) Αποκορυφωμένο γάλα σέ σκόνη (για τη διατροφή των ζώων) Skimmed-milk powder (for use as animal feed) Poudre de lait maigre (destinée à l'alimentation des animaux) Latte scremato in polvere (per l'alimentazione degli animali) Magere melkpoeder (voor voederdoeleinden) | 56,00(1) | 62,00(4) | | | | | | | |
| Skummetmaelk forarbejdet til casein og caseinater Magermilch verarbeitet zu Kasein und Kaseinaten Αποκορυφωμένο γάλα μεταποιημένο σέ τυρίνη και τυρινικά άλατα Skimmed milk processed into casein and caseinates Lait écrémé transformé en caséine et en caséinates Latte scremato trasformato in caseina e in caseinati Tot caseine en caseinaten verwerkte ondermelk | 5,20 (2) 5,35 (3) | 6,25(5) | | | | | | | |

IV. TAERSKELPRISER - SCHWELLENPREISE - ΤΙΜΕΣ ΚΑΤΙΘΛΙΟΥ - THRESHOLD PRICES - PRIX DE SEUIL - PREZZI D'ENTRATA - DREMPELPRIJZEN

| | | | | | | | | | |
|-------|--------|--------|--|--|--|--|--|--|--|
| PG 01 | 42,71 | 52,56 | | | | | | | |
| PG 02 | 152,26 | 167,77 | | | | | | | |
| PG 03 | 234,96 | 259,10 | | | | | | | |
| PG 04 | 92,02 | 100,15 | | | | | | | |
| PG 05 | 119,39 | 130,23 | | | | | | | |
| PG 06 | 350,48 | 384,39 | | | | | | | |
| PG 07 | 346,01 | 381,71 | | | | | | | |
| PG 08 | 279,03 | 306,17 | | | | | | | |
| PG 09 | 459,33 | 512,96 | | | | | | | |
| PG 10 | 309,17 | 339,51 | | | | | | | |
| PG 11 | 276,67 | 304,04 | | | | | | | |
| PG 12 | 85,07 | 93,45 | | | | | | | |

(1) Valable à partir du 1.5.1981 (Règl. (CEE) n° 1584/81)
(2) Valable à partir du 1.5.1981 (Règl. (CEE) n° 1585/81)
(3) Valable à partir du 1.10.1981 (Règl. (CEE) n° 2861/81)

(4) Valable à partir du 01.06.1982 (Règl. (CEE) n° 1330/82)
(5) " " " 01.06.1982 (Règl. (CEE) n° 1331/82)

**TÆRSKELPRISER
SCHWELLENPREISE
ΤΙΜΕΣ ΚΑΤΩΦΛΙΟΥ
THRESHOLD PRICES
PRIX DE SEUIL
PREZZI DI ENTRATA
DREMPELPRIJZEN**

**AFGIFTER VED INDFØRSLER FRA TREDJELANDE
ABSCHÖPFUNGEN BEI EINFUHR AUS DRITTLÄNDERN
ΕΙΣΦΟΡΕΣ ΚΑΤΑ ΤΗΝ ΕΙΣΑΓΩΓΗ ΑΠΟ ΤΡΙΤΕΣ ΧΩΡΕΣ
LEVIES ON IMPORTS FROM THIRD COUNTRIES
PRELEVEMENTS A L'IMPORTATION DES PAYS TIERS
PRELIEVI ALL'IMPORTAZIONE DAI PAESI TERZI
HEFFINGEN BIJ INVOER UIT DERDE LANDEN**

**MEJERIPRODUKTER
MILCHERZEUGNISSE
ΓΑΛΑΚΤΟΚΟΜΙΚΑ
ΠΡΟΪΟΝΤΑ
MILK PRODUCTS
PRODUITS LAITIERS
PROD. LATT. CAS.
ZUIVELPRODUKTEN**

I = Tærskelpriser – Schwellenpreise – Τιμές κατωφλίου – Threshold prices – Prix de seuil – Prezzi di entrata – Drempelprijzen
II = Afgifter – Abschöpfungen – Εισφορές – Levies – Prélèvements – Prelievi – Heffingen

ECU/100 kg

| Tarifnummer Tarifnummer Δασμολογική κλάση Tariff No N° tarifaire N. Tariffario Tarietnummer | | 1983 | | | | | | | | | | | |
|---|----|---|--------|--------|--|-----|--|-----|--|-----|--|-----|--|
| | | JAN | | FEV | | MAR | | AVR | | MAI | | JUN | |
| | | 1-15 | 16-31 | 1-15 | | | | | | | | | |
| | | PG 01 : Valle i pulverform - Molkenpulver - Όπρός γάλακτος εις κόβιν - Whey powder - Poudre de sérum - Siero di latte - Weipoeder | | | | | | | | | | | |
| 04.02 A 1 | I | 52,56 | | | | | | | | | | | |
| | II | 16,79 | 17,49 | 16,17 | | | | | | | | | |
| | | PG 02 : Mælk i pulverform (1,5 %) - Milch in Pulverform (1,5 %) - Γάλα εις κόβιν (1,5 %) - Milk in powder (1,5 %) - Lait en poudre (1,5 %) - Latte in polvere (1,5 %) - Melk in poeder (1,5 %) | | | | | | | | | | | |
| 04.02 A II b) 1 | I | 167,77 | | | | | | | | | | | |
| | II | 79,63 | 81,91 | 78,86 | | | | | | | | | |
| | | PG 03 : Mælk i pulverform (26 %) - Milch in Pulverform (26 %) - Γάλα εις κόβιν (26 %) - Milk in powder (26 %) - Lait en poudre (26 %) - Latte in polvere (26 %) - Melk in poeder (26 %) | | | | | | | | | | | |
| 04.02 A II b) 2 | I | 259,10 | | | | | | | | | | | |
| | II | 133,41 | 135,81 | 131,25 | | | | | | | | | |
| | | PG 04 : Kondens. mælk (usødet) - Kondensmilch (n. gezuckert) - Συμπυκνωμένο γάλα (όπου σακχάρως) - Condensed milk (unsweetened) - Lait condensé (s. addition de sucre) - Latte condensato (s. agg. di zucch.) - Gecondens. melk (z. toegev. suiker) | | | | | | | | | | | |
| 04.02 A III a) 1 | I | 100,15 | | | | | | | | | | | |
| | II | 26,11 | 26,11 | 26,11 | | | | | | | | | |
| | | PG 05 : Kondens. mælk (sødet) - Kondensmilch (gezuckert) - Συμπυκνωμένο γάλα (μετά προσθήκης σακχάρως) - Condensed milk (sweetened) - Lait condensé (av. add. de sucre) - Latte condensato (con agg. di zucch.) - Gecondens. melk (met toegev. suiker) | | | | | | | | | | | |
| 04.02 B II a) | I | 130,23 | | | | | | | | | | | |
| | II | 46,11 | 46,11 | 46,11 | | | | | | | | | |
| | | PG 06 : Smør - Butter - Βούτυρο - Butter - Beurre - Burro - Boter | | | | | | | | | | | |
| 04.03 A | I | 384,39 | | | | | | | | | | | |
| | II | 216,11 | 218,94 | 213,55 | | | | | | | | | |
| | | PG 07 : Emmental | | | | | | | | | | | |
| 04.04 A II 04.04 A I a) 2 04.04 A I b) 1 bb) 04.04 A I b) 2 | I | 381,71 | | | | | | | | | | | |
| | II | 166,68 | 172,58 | 169,60 | | | | | | | | | |
| | | PG 08 : Ost med skimmeldannelse i ostemassen - Käse mit Schimmelbildung im Teig - Τυποι της ομάδος bleu - Blue-veined cheese - Fromage à pâte persillée - Formaggi a pasta erborinata - Blauwgroen geaderde kaas | | | | | | | | | | | |
| 04.04 C | I | 306,17 | | | | | | | | | | | |
| | II | 136,17 | 136,17 | 136,17 | | | | | | | | | |
| | | PG 09 : Parmigiano - Reggiano | | | | | | | | | | | |
| 04.04 E I a) 04.04 B 04.04 E II a) | I | 512,96 | | | | | | | | | | | |
| | II | 204,25 | 209,92 | 199,15 | | | | | | | | | |
| | | PG 10 : Cheddar | | | | | | | | | | | |
| 04.04 E 1 b) 1 | I | 339,51 | | | | | | | | | | | |
| | II | 190,30 | 193,04 | 187,83 | | | | | | | | | |
| | | PG 11 : Gouda + oste af samme gruppe - Gouda + Käse derselben Gruppe - Gouda + τυποι της ίδιας ομάδος - Gouda + similar cheeses of the same group - Gouda + from. du même groupe - Gouda + form. dello stesso gruppo - Gouda + kaassoorten van dezelfde groep | | | | | | | | | | | |
| 04.04 E I b) 5 | I | 304,04 | | | | | | | | | | | |
| | II | 149,69 | 152,52 | 147,13 | | | | | | | | | |
| | | PG 12 : Laktose - Laktose - Γαλακτοσάκχαρον - Lactose - Lactose - Lattosio - Melksuiker | | | | | | | | | | | |
| 17.02 A II 17.05 A | I | 93,45 | | | | | | | | | | | |
| | II | 40,14 | 40,14 | 40,14 | | | | | | | | | |

**TÆRSKELPRISER
SCHWELLENPREISE
ΤΙΜΕΣ ΚΑΤΩΦΛΙΟΥ
THRESHOLD PRICES
PRIX DE SEUIL
PREZZI DI ENTRATA
DREMPELPRIJZEN**

**AFGIFTER VED INDFØRSLER FRA TREDJELANDE
ABSCHÖPFUNGEN BEI EINFUHR AUS DRITTLÄNDERN
ΕΙΣΦΟΡΕΣ ΚΑΤΑ ΤΗΝ ΕΙΣΑΓΩΓΗ ΑΠΟ ΤΡΙΤΕΣ ΧΩΡΕΣ
LEVIES ON IMPORTS FROM THIRD COUNTRIES
PRÉLEVEMENTS A L'IMPORTATION DES PAYS TIERS
PRELIEVI ALL'IMPORTAZIONE DAI PAESI TERZI
HEFFINGEN BIJ INVOER UIT DERDE LANDEN**

**MEJERIPRODUKTER
MILCHERZEUGNISSE
ΓΑΛΑΚΤΟΚΟΜΙΚΑ
ΠΡΟΪΟΝΤΑ
MILK PRODUCTS
PRODUITS LAITIERS
PROD. LATT. CAS.
ZUIVELPRODUKTEN**

I = Tærskelpriser – Schwellenpreise – Τιμές κατώφλιου – Threshold prices – Prix de seuil – Prezzi di entrata – Drempelprijzen
II = Afgifter – Abschöpfungen – Εισφορές – Levies – Prélèvements – Prelievi – Heffingen

ECU/100 kg

| Tarifnummer Τarifnummer Δασμολογική κλάση Tariff No N° tarifaire N. Tariffario Tarienummer | | 1983 | | | | | | | | | | | |
|--|----|---|-----|-----|-----|-----|-----|-----|-----|-----|-----|-----|-----|
| | | JAN | FEV | MAR | AVR | MAI | JUN | JUL | AUG | SEP | OCT | NOV | DEC |
| | | PG 01 : Valle i pulverform - Molkenpulver - Όρρος γάλακτος εις κόβιν - Whey powder - Poudre de sérum - Siero di latte - Weipoeder | | | | | | | | | | | |
| 04.02 A 1 | I | 52,56 | | | | | | | | | | | |
| | II | 17,15 | | | | | | | | | | | |
| | | PG 02 : Mælk i pulverform (1,5 %) - Milch in Pulverform (1,5 %) - Γάλα εις κόβιν (1,5 %) - Milk in powder (1,5 %) - Lait en poudre (1,5 %) - Latte in polvere (1,5 %) - Melk in poeder (1,5 %) | | | | | | | | | | | |
| 04.02 A II b) I | I | 167,77 | | | | | | | | | | | |
| | II | 80,81 | | | | | | | | | | | |
| | | PG 03 : Mælk i pulverform (26 %) - Milch in Pulverform (26 %) - Γάλα εις κόβιν (26 %) - Milk in powder (26 %) - Lait en poudre (26 %) - Latte in polvere (26 %) - Melk in poeder (26 %) | | | | | | | | | | | |
| 04.02 A II b) 2 | I | 259,10 | | | | | | | | | | | |
| | II | 134,65 | | | | | | | | | | | |
| | | PG 04 : Kondens. mælk (usødet) - Kondensmilch (n. gezuckert) - Συμπυκνωμένο γάλα (άνευ σακάρων) - Condensed milk (unsweetened) - Lait condensé (s. addition de sucre) - Latte condensato (s. agg. di zucch.) - Gecondens. melk (z. toegev. suiker) | | | | | | | | | | | |
| 04.02 A III a) 1 | I | 100,15 | | | | | | | | | | | |
| | II | 26,11 | | | | | | | | | | | |
| | | PG 05 : Kondens. mælk (sødet) - Kondensmilch (gezuckert) - Συμπυκνωμένο γάλα (μετά προσθήκης σακάρων) - Condensed milk (sweetened) - Lait condensé (av. add. de sucre) - Latte condensato (con agg. di zucch.) - Gecondens. melk (met toegev. suiker) | | | | | | | | | | | |
| 04.02 B II a) | I | 130,23 | | | | | | | | | | | |
| | II | 46,11 | | | | | | | | | | | |
| | | PG 06 : Smør - Butter - Βούτυρο - Butter - Beurre - Burro - Boter | | | | | | | | | | | |
| 04.03 A | I | 384,39 | | | | | | | | | | | |
| | II | 217,57 | | | | | | | | | | | |
| | | PG 07 : Emmental | | | | | | | | | | | |
| 04.04 A II 04.04 A I a) 2 04.04 A I b) 1 bb) 04.04 A I b) 2 | I | 381,71 | | | | | | | | | | | |
| | II | 169,73 | | | | | | | | | | | |
| | | PG 08 : Ost med skimmeldannelse i ostemassen - Käse mit Schimmelbildung im Teig - Τυροί της ομάδας bleu - Blue-veined cheese - Fromage à pâte persillée - Formaggi a pasta erborinata - Blauwgroen geaderde kaas | | | | | | | | | | | |
| 04.04 C | I | 306,17 | | | | | | | | | | | |
| | II | 136,17 | | | | | | | | | | | |
| | | PG 09 : Parmigiano - Reggiano | | | | | | | | | | | |
| 04.04 E I a) 04.04 B 04.04 E II a) | I | 512,96 | | | | | | | | | | | |
| | II | 207,18 | | | | | | | | | | | |
| | | PG 10 : Cheddar | | | | | | | | | | | |
| 04.04 E 1 b) 1 | I | 339,51 | | | | | | | | | | | |
| | II | 191,71 | | | | | | | | | | | |
| | | PG 11 : Gouda + oste af samme gruppe - Gouda + Käse derselben Gruppe - Gouda + τυροί της ίδιας ομάδας - Gouda + similar cheeses of the same group - Gouda + from. du même groupe - Gouda + form. dello stesso gruppo - Gouda + kaassoorten van dezelfde groep | | | | | | | | | | | |
| 04.04 E I b) 5 | I | 304,04 | | | | | | | | | | | |
| | II | 151,15 | | | | | | | | | | | |
| | | PG 12 : Laktose - Laktose - Γαλακτοσάκχαρον - Lactose - Lactose - Lattosio - Melksuiker | | | | | | | | | | | |
| 17.02 A II 17.05 A | I | 93,45 | | | | | | | | | | | |
| | II | 40,14 | | | | | | | | | | | |

XIII

FÅREKØD
SCHAFFLEISCH
ΠΡΟΒΕΙΟ ΚΡΕΑΣ
SHEEPMEAT
VIANDE OVINE
CARNE OVINE
SCHAPEVLEES

REFERENCEKVALITET
REFERENZQUALITÄT
ΠΟΙΟΤΗΣ ΑΝΑΦΟΡΑΣ
REFERENCE QUALITY
QUALITE DE REFERENCE
QUALITA DI RIFERIMENTO
REFERENTIEKWALITEIT

Markedspriser
Marktpreise
Τιμές της αγοράς
Market prices
Prix de marché
Prezzi di mercato
Marktprijzen

FAAREKØD
SCHAFFLEISCH
ΠΡΟΒΕΙΟ ΚΡΕΑΣ
SHEEPMEAT
VIANDE OVINE
CARNI OVINE
SCHAPEVLEES

MN/kg
ECU/100 kg/PAB

| Markeder Märkte Αγορές Markets Marchés Mercati Markten | Beskrivelse Beschreibung Περιγραφή Description Description Descrizione Omschrijving | 1982 | | | | | | | | | | |
|--|---|------|---------------------|---------|---------|---------|---------|---------|---------|---------|--|--|
| | | MAI | JUN | JUL | AUG | SEP | OCT | NOV | DEC | | | |
| BELGIQUE - BELGIE | | | | | | | | | | | | |
| ST-TRUIDEN | REGION III | BFR | 166,291 | 187,465 | 200,943 | 194,530 | 185,453 | 164,428 | 164,539 | 170,968 | | |
| | Agneaux extra | ECU | 390,200 | 436,197 | 467,557 | 452,636 | 431,515 | 382,595 | 382,852 | 397,813 | | |
| DANMARK | | | | | | | | | | | | |
| KØBENHAVN | REGION III | DKR | 19,924 | 27,499 | 27,166 | 25,327 | 23,099 | 22,327 | 21,666 | 21,666 | | |
| | Lam ekstra Lam 1e kvalitet | ECU | 244,033 | 335,846 | 329,963 | 307,595 | 280,537 | 271,160 | 263,129 | 263,129 | | |
| BR DEUTSCHLAND | | | | | | | | | | | | |
| Ø 5 REGIONEN | REGION III | DM | 9,6890 | 9,3395 | 9,1137 | 8,7010 | 8,8464 | 8,8651 | 8,6165 | 8,7819 | | |
| | Mastlammfleisch | ECU | 369,101 | 362,664 | 353,898 | 337,872 | 343,519 | 344,244 | 334,590 | 341,014 | | |
| ΕΛΛΑΣ | | | | | | | | | | | | |
| Ø 6 ΑΓΟΡΕΣ | REGION VII | PX | 381,031 | 318,639 | 320,421 | 337,605 | 358,641 | 376,882 | 392,566 | 363,266 | | |
| | Amni | ECU | 490,310 | 490,155 | 481,695 | 507,275 | 638,883 | 566,291 | 589,858 | 545,833 | | |
| FRANCE | | | | | | | | | | | | |
| Ø RUNGIS + 4 MARCHES | REGION II | FF | 23,326 | 23,222 | 23,468 | 23,525 | 24,339 | 23,995 | 25,094 | 26,134 | | |
| | Cat.commercia- lisées Agneaux | ECU | 377,572 | 374,809 | 378,774 | 379,694 | 392,833 | 387,279 | 405,029 | 421,807 | | |
| GREAT BRITAIN | | | | | | | | | | | | |
| Ø 2 REGIONS | REGION V | UKL | (*) 1,7478 | 1,5787 | 1,3891 | 1,2534 | 1,2409 | 1,3304 | 1,4169 | 1,4983 | | |
| | All certified sheeps | ECU | 282,511 | 255,185 | 224,532 | 202,601 | 200,582 | 215,050 | 229,032 | 242,185 | | |
| IRELAND | | | | | | | | | | | | |
| Ø 4 MARKETS | REGION IV | IRL | 2,3369 | 2,3733 | 2,2958 | 2,1937 | 2,2035 | 2,2286 | 2,2562 | 2,3026 | | |
| | Lamb 1º quality Lamb 2º quality | ECU | 341,084 | 346,151 | 332,280 | 317,460 | 318,879 | 322,511 | 326,499 | 333,216 | | |
| ITALIA | | | | | | | | | | | | |
| Ø 8 MERCAT. | REGION I | LIT | 5799,3 | 5571,5 | 5338,1 | 5375,0 | 5760,7 | 5711,3 | 5612,1 | 5873,1 | | |
| | Agnelli | ECU | 461,758 | 432,233 | 414,126 | 416,986 | 446,915 | 443,078 | 435,383 | 455,629 | | |
| NETHERLAND | | | | | | | | | | | | |
| Ø 6 MARKTEN | REGION III | HFL | 10,0289 | 10,0948 | 9,1840 | 8,8858 | 9,0288 | 9,1296 | 9,2344 | 9,3067 | | |
| | Vette lammeren | ECU | 359,481 | 366,332 | 333,282 | 322,459 | 327,648 | 331,306 | 335,109 | 337,735 | | |
| NORTHERN IRELAND | | | | | | | | | | | | |
| Ø 4 MARKETS | REGION VI | UKL | 1,6766 [#] | 1,7033 | 1,6737 | 1,5398 | 1,5548 | 1,6072 | 1,6583 | 1,7754 | | |
| | Lambs | ECU | 271,011 | 275,324 | 270,541 | 248,886 | 251,319 | 259,794 | 268,040 | 286,979 | | |
| Ø C.E. | | ECU | 382,135 | 354,135 | 337,919 | 332,699 | 344,639 | 352,476 | 363,840 | 369,898 | | |
| Ø REGION III | | ECU | 364,187 | 367,023 | 347,861 | 334,350 | 337,957 | 337,851 | 335,376 | 340,124 | | |
| Ø UNITED KINGDOM Reg. 5 + 6 | | UKL | 1,9562 | 1,5839 | 1,4010 | 1,2654 | 1,2541 | 1,3421 | 1,4271 | 1,5099 | | |
| | | ECU | 316,207 | 256,031 | 226,464 | 204,545 | 202,713 | 216,929 | 230,670 | 244,066 | | |

* Ø (20,5 - 31,5)

REFERENCKVALITET
REFERENZQUALITÄT
ΠΟΙΟΤΗΣ ΑΝΑΦΟΡΑΣ
REFERENCE QUALITY
QUALITE DE REFERENCE
QUALITA DI RIFERIMENTO
REFERENTIEKWALITEIT

Markedspriser
Marktpreise
Τιμές τής αγοράς
Market prices
Prix de marché
Prezzi di mercato
Marktprijzen

FAAREKOD
SCHAFFLEISCH
ΠΡΟΒΕΙΟ ΚΡΕΑΣ
SHEEPMEAT
VIANDE OVINE
CARNI OVINE
SCHAPEVLEES

MI/kg
ECU/100 kg/PA

| Markeder Märkte Αγορές Markets Marchés Mercati Markten | Beskrivelse Beschreibung Περιγραφή Description Description Descrizione Omschrijving | 1982 | | | | | | | | 1983 | | | | | | | |
|---|---|------|---------|---------|---------|---------|---------|---------|---------|---------|--|--|--|--|--|--|--|
| | | DEC | | | | JAN | | | | | | | | | | | |
| | | 6-12 | 13-19 | 20-26 | 27-2 | 3-9 | 10-16 | 17-23 | 24-30 | | | | | | | | |
| BELGIQUE - BELGIE | | | | | | | | | | | | | | | | | |
| ST-TRUIDEN | REGION III | BFR | 166,670 | 169,440 | 175,000 | 180,560 | 180,560 | 183,330 | 186,110 | 186,110 | | | | | | | |
| | Agneaux extra | ECU | 387,811 | 394,256 | 407,194 | 420,131 | 420,131 | 426,576 | 433,044 | 433,044 | | | | | | | |
| DANMARK | | | | | | | | | | | | | | | | | |
| KØBENHAVN | REGION III | DKR | 21,666 | 21,666 | 21,666 | 21,666 | 21,666 | 21,666 | 21,666 | 21,666 | | | | | | | |
| | Lam ekstra Lam 1e kvalitet | ECU | 263,129 | 263,129 | 263,129 | 263,129 | 263,129 | 263,129 | 263,129 | 263,129 | | | | | | | |
| BR DEUTSCHLAND | | | | | | | | | | | | | | | | | |
| Ø 5 REGIONEN | REGION III | DM | 8,6650 | 8,6815 | 8,6941 | 9,1712 | 8,9192 | 8,8785 | 9,1429 | 9,1325 | | | | | | | |
| | Mastlammfleisch | ECU | 336,473 | 337,114 | 337,603 | 356,130 | 346,344 | 344,764 | 355,031 | 354,627 | | | | | | | |
| ΕΛΛΑΣ | | | | | | | | | | | | | | | | | |
| Ø 6 ΑΓΟΡΕΣ | REGION VII | PX | 363,160 | 359,945 | 359,945 | 354,720 | 352,605 | 341,890 | 342,333 | 334,608 | | | | | | | |
| | Amni | ECU | 545,673 | 540,842 | 540,842 | 532,992 | 529,814 | 513,713 | 514,378 | 502,771 | | | | | | | |
| FRANCE | | | | | | | | | | | | | | | | | |
| Ø RUNGIS + 4 MARCHES | REGION II | FF | 25,606 | 26,007 | 26,643 | 27,233 | 26,969 | 26,614 | 26,406 | 26,720 | | | | | | | |
| | Cat.commercia- lisées Agneaux | ECU | 413,294 | 419,764 | 430,022 | 439,545 | 435,286 | 429,556 | 426,204 | 431,261 | | | | | | | |
| GREAT BRITAIN | | | | | | | | | | | | | | | | | |
| Ø 2 REGIONS | REGION V | UKL | 1,4791 | 1,4863 | 1,5263 | 1,5474 | 1,4888 | 1,4882 | 1,5258 | 1,5812 | | | | | | | |
| | All certified sheeps | ECU | 239,090 | 240,242 | 246,708 | 250,121 | 240,658 | 240,547 | 246,636 | 255,586 | | | | | | | |
| IRELAND | | | | | | | | | | | | | | | | | |
| Ø 4 MARKETS | REGION IV | IRL | 2,2804 | 2,3159 | 2,3205 | 2,3205 | 2,3336 | 2,2826 | 2,3228 | 2,3298 | | | | | | | |
| | Lamb 1 ^o quality Lamb 2 ^o quality | | 330,012 | 335,135 | 335,816 | 335,816 | 337,704 | 330,320 | 336,130 | 337,153 | | | | | | | |
| ITALIA | | | | | | | | | | | | | | | | | |
| Ø 8 MERCAT. | REGION I | LIT | 5778,3 | 5883,4 | 5956,7 | 6012,7 | 6012,7 | 5927,6 | 5785,6 | 5693,6 | | | | | | | |
| | Agnelli | ECU | 448,280 | 456,427 | 462,115 | 466,460 | 466,460 | 459,860 | 448,842 | 441,704 | | | | | | | |
| NEDERLAND | | | | | | | | | | | | | | | | | |
| Ø 6 MARKTEN | REGION III | HFL | 9,2963 | 9,3144 | 9,2557 | 9,5227 | 9,5444 | 9,5641 | 9,5775 | 9,8458 | | | | | | | |
| | Vette lammeren | ECU | 337,356 | 338,013 | 335,883 | 345,572 | 346,360 | 347,074 | 347,561 | 357,297 | | | | | | | |
| NORTHERN IRELAND | | | | | | | | | | | | | | | | | |
| Ø 4 MARKETS | REGION VI | UKL | 1,7636 | 1,7918 | 1,7782 | 1,8202 | 1,8854 | 1,9298 | 1,8629 | 1,8427 | | | | | | | |
| | Lambs | ECU | 285,074 | 289,627 | 287,430 | 294,225 | 304,756 | 311,936 | 301,123 | 297,853 | | | | | | | |
| Ø C.E. | | ECU | 365,414 | 368,175 | 373,670 | 377,281 | 372,472 | 367,543 | 367,660 | 369,367 | | | | | | | |
| Ø REGION III | | ECU | 337,530 | 338,410 | 338,102 | 351,586 | 347,704 | 347,641 | 352,643 | 357,334 | | | | | | | |
| Ø UNITED KINGDOM Reg. 5 + 6 | | UKL | 1,4910 | 1,4991 | 1,5369 | 1,5589 | 1,5055 | 1,5067 | 1,5400 | 1,5922 | | | | | | | |
| | | ECU | 241,021 | 242,316 | 248,418 | 251,973 | 243,350 | 243,545 | 248,924 | 257,361 | | | | | | | |

**AFGIFTER VED INDFØRSLER FRA TREDJELANDE
 ABSCHÖPFUNGEN BEI EINFUHR AUS DRITTLÄNDERN
 ΕΙΣΦΟΡΕΣ ΚΑΤΑ ΤΗΝ ΕΙΣΑΓΩΓΗ ΑΠΟ ΤΡΙΤΕΣ ΧΩΡΕΣ
 LEVIES ON IMPORTS FROM THIRD COUNTRIES
 PRELEVEMENTS A L'IMPORTATION DES PAYS TIERS
 PRELIEVI ALL'IMPORTAZIONE DAI PAESI TERZI
 HEFFINGEN BIJ INVOER UIT DERDE LANDE**

FAAREKØD
 SCHAFFLEISCH
 ΠΡΟΒΕΙΟ ΚΡΕΑΣ
 SHEEPMEAT
 VIANDE OVINE
 CARNI OVINE
 SCHAFVLEES

ECU/100 kg

| Tarifnummer Tarifnummer Δασμολογική κλάση Tariff No Nº tarifaire N. Tariffario Tariefnummer | 1983 | | | | | | | | | | | |
|---|---------|---------|-----|-----|-----|-----|-----|-----|-----|-----|-----|-----|
| | JAN | FEV | MAR | AVR | MAI | JUN | JUL | AUG | SEP | OCT | NOV | DEC |
| LEVENDE VÆGT - LEBENGEWICHT - ΖΩΝ ΒΑΡΟΣ LIVE WEIGHT - POIDS VIF - PESO VIVO - LEVEND GEWICHT | | | | | | | | | | | | |
| 01.04 B | 85,322 | 92,985 | | | | | | | | | | |
| NETTOVÆGT - NETTOGEWICHT - ΚΑΘΑΡΟΝ ΒΑΡΟΣ NET WEIGHT - POIDS NET - PESO NETTO - NETTOGEWICHT | | | | | | | | | | | | |
| 02.01 A IV a) 1 | 181,534 | 197,590 | | | | | | | | | | |
| 02.01 A IV a) 2 | 127,075 | 138,488 | | | | | | | | | | |
| 02.01 A IV a) 3 | 199,689 | 217,624 | | | | | | | | | | |
| 02.01 A IV a) 4 | 235,996 | 257,192 | | | | | | | | | | |
| 02.01 A IV a) 5 aa) | 235,996 | 257,192 | | | | | | | | | | |
| 02.01 A IV a) 5 bb) | 330,394 | 360,069 | | | | | | | | | | |
| 02.06 c II a) 1 | 235,996 | 257,192 | | | | | | | | | | |
| 02.06 c II a) 2 | 330,394 | 360,069 | | | | | | | | | | |
| 02.01 A IV b) 1 | 135,918 | 147,943 | | | | | | | | | | |
| 02.01 A IV b) 2 | 95,143 | 103,560 | | | | | | | | | | |
| 02.01 A IV b) 3 | 149,503 | 162,737 | | | | | | | | | | |
| 02.01 A IV b) 4 | 176,693 | 192,326 | | | | | | | | | | |
| 02.01 A IV b) 5 aa) | 176,693 | 192,326 | | | | | | | | | | |
| 02.01 A IV b) 5 bb) | 247,371 | 269,256 | | | | | | | | | | |

**AFGIFTER VED INDFØRSLER FRA TREDJELANDE
 ABSCHÖPFUNGEN BEI EINFUHR AUS DRITTLÄNDERN
 ΕΙΣΦΟΡΕΣ ΚΑΤΑ ΤΗΝ ΕΙΣΑΓΩΓΗ ΑΠΟ ΤΡΙΤΕΣ ΧΩΡΕΣ
 LEVIES ON IMPORTS FROM THIRD COUNTRIES
 PRELEVEMENTS A L'IMPORTATION DES PAYS TIERS
 PRELIEVI ALL'IMPORTAZIONE DAI PAESI TERZI
 HEFFINGEN BIJ INVOER UIT DERDE LANDEN**

**FAAREKØD
 SCHAFFLEISCH
 ΠΡΟΒΕΙΟ ΚΡΕΑΣ
 SHEEPM EAT
 VIANDE OVINE
 CARNI OVINE
 SCHAFEVLEES**

ECU/100 kg

| Tarifnummer Tarifnummer Δασμολογική κλάση Tariff No N° tarifaire N. Tariffario Tariefnummer | 1983 | | | | | | | | | | | |
|---|--|---------|---------|---------|---------|---------|---------|---------|---------|---------|--|--|
| | JAN | | | | | | FEV | | | | | |
| | 27-2/1 | 3-9 | 10-16 | 17-23 | 24-30 | 31-6/2 | 7-13 | 14-20 | 21-27 | 28-6/3 | | |
| | LEVENDE VAEGT - LEBENGEWICHT - ΖΩΝ ΒΑΡΟΞ LIVE WEIGHT - POIDS VIF - PESO VIVO - LEVEND GEWICHT | | | | | | | | | | | |
| 01.04 B | 78,617 | 83,496 | 85,056 | 86,287 | 87,716 | 89,850 | 91,960 | 93,187 | 95,800 | 97,849 | | |
| | NETTOVAEGT - NETTOGEWICHT - ΚΑΘΑΡΟΝ ΒΑΡΟΞ NET WEIGHT - POIDS NET - PESO NETTO - NETTOGEWICHT | | | | | | | | | | | |
| 02.01 A IV a) 1 | 167,270 | 177,650 | 180,970 | 183,590 | 186,630 | 191,170 | 195,660 | 198,270 | 202,830 | 208,190 | | |
| 02.01 A IV a) 2 | 117,089 | 124,355 | 126,679 | 128,513 | 130,641 | 133,819 | 136,962 | 138,789 | 142,681 | 145,733 | | |
| 02.01 A IV a) 3 | 183,997 | 195,415 | 199,067 | 201,949 | 205,293 | 210,287 | 215,226 | 218,097 | 224,213 | 229,009 | | |
| 02.01 A IV a) 4 | 217,451 | 230,945 | 235,261 | 238,667 | 242,619 | 248,521 | 254,358 | 257,751 | 264,979 | 270,647 | | |
| 02.01 A IV a) 5 aa) | 217,451 | 230,945 | 235,261 | 238,667 | 242,619 | 248,521 | 254,358 | 257,751 | 264,979 | 270,647 | | |
| 02.01 A IV a) 5 bb) | 304,431 | 323,323 | 329,365 | 334,134 | 339,667 | 347,929 | 356,101 | 360,851 | 370,971 | 378,906 | | |
| 02.06 C II a) 1 | 217,451 | 230,945 | 235,261 | 238,667 | 242,619 | 248,521 | 254,358 | 257,751 | 264,979 | 270,647 | | |
| 02.06 C II a) 2 | 304,431 | 323,323 | 329,365 | 334,134 | 339,667 | 347,929 | 356,101 | 360,851 | 370,971 | 378,906 | | |
| 02.01 A IV b) 1 | 125,453 | 132,988 | 135,478 | 137,443 | 139,723 | 143,128 | 146,495 | 148,453 | 151,873 | 155,893 | | |
| 02.01 A IV b) 2 | 87,817 | 93,092 | 94,835 | 96,210 | 97,806 | 100,190 | 102,547 | 103,917 | 106,311 | 109,125 | | |
| 02.01 A IV b) 3 | 137,998 | 146,287 | 149,026 | 151,187 | 153,695 | 157,441 | 161,145 | 163,298 | 167,060 | 171,482 | | |
| 02.01 A IV b) 4 | 163,089 | 172,884 | 176,121 | 178,676 | 181,640 | 186,066 | 190,444 | 192,989 | 197,435 | 202,661 | | |
| 02.01 A IV b) 5 aa) | 163,089 | 172,884 | 176,121 | 178,676 | 181,640 | 186,066 | 190,444 | 192,989 | 197,435 | 202,661 | | |
| 02.01AIV b) 5 bb) | 228,324 | 242,038 | 246,570 | 250,146 | 254,296 | 260,493 | 266,621 | 270,184 | 276,409 | 283,725 | | |

Salgs- og abonnementskontorer • Vertriebsbüros • Γραφεία πωλήσεως
Sales Offices • Bureaux de vente • Uffici di vendita • Verkoopkantoren

Belgique — België

Moniteur belge - Belgisch Staatsblad

Rue de Louvain 40-42 — Leuvensestraat 40-42
1000 Bruxelles - 1000 Brussel
Tél. 512.00.26

Sous-dépôts - Agentschappen:

Librairie européenne — Europese Boekhandel
Rue de la Loi 244 — Wetstraat 244
1040 Bruxelles — 1040 Brussel

CREDOC

Rue de la Montagne 34 - Bte 11
Bergstraat 34 - Bus 11
1000 Brussel — 1000 Brussel

Danmark

Schultz Forlag

Møntergade 21
1116 København K
Tlf. (01) 12.11.95

Underagentur:

Europa Bøger
Gammel Torv 6 — Postbox 137
1004 København K
Tlf. (01) 15.62.73

BR Deutschland

Verlag Bundesanzeiger

Breite Straße — Postfach 108006
5000 Köln 1
Tel. (0221) 20.29-0
(Fernschreiber: Anzeiger Bonn 8882595)

Greece

G.C. Eleftheroudakis S.A.

International bookstore
4 Nikis street
Athens (126)
Telex 219410 eléf gr

Sub-agent for Northern Greece:

Molho's Bookstore
10 Tsimiski Street
Thessaloniki
Tel. 275.271
Telex 412885 limo

France

*Service de vente en France des publications des
Communautés européennes*

Journal officiel

26, rue Desaix
75732 Paris Cedex 15
Tél (1) 578 61.39

Ireland

Government Publications

Sales Office
G.P.O. Arcade
Dublin 1

or by post

Stationery Office

Dublin 4
Tel. 78.96.44

Italia

Libreria dello Stato

Piazza G. Verdi, 10
00198 Roma — Tel. (6) 8508
Telex 611008 ipzsro i

Nederland

Staatsdrukkerij- en uitgeverijbedrijf

Christoffel Plantijnstraat
Postbus 20014
2500EA 's-Gravenhage
Tel. (070) 78.99.11

United Kingdom

H.M. Stationery Office

P.O. Box 569
London SE1 9NH
Tel. (01) 928.69.77 ext. 365

Sub-agent:

Alan Armstrong & Associates
London Business School
Sussex Place
Regents Park
London NW1 4SA
Tel. (01) 258.3740 - (01) 723.3902

España

Mundi-Prensa Libros, S.A.

Castello 37
Madrid 1
Tel. (91) 275.46.55
Telex 49370

Portugal

Livraria Bertrand, s.a.r.l.

Rua João de Deus — Venda Nova
Amadora
Tél. 97.45.71
Télex 12709 — litran — p.

Schweiz - Suisse - Svizzera

Librairie Payot

6, rue Grenus
1211 Genève
Tél. 31.89.50

Sverige

Librairie C.E. Fritzes

Regeringsgatan 12
Box 16356
10327 Stockholm
Tél. 08-23.89.00

United States of America

European Community Information Service

2100 M Street, N.W.
Suite 707
Washington, D.C. 20037
Tel. (202) 862.95.00

Canada

Renouf Publishing Co., Ltd.

2184 St. Catherine Street West
Montreal, Quebec H3H 1M7
Tel. (514) 937.3519

Japan

Kinokuniya Company Ltd.

17-7 Shinjuku-ku 3-Chome
Tokyo 160-91
Tel. (03) 354.0131

Grand-Duché de Luxembourg

Andre lande • Andere Länder • Άλλες Χώρες • Other countries • Autres pays • Altri paesi • Andere landen

Kontoret for De europæiske Fællesskabers officielle Publikationer - Amt für amtliche Veröffentlichungen der Europäischen Gemeinschaften -
Υπηρεσία Επισήμων Εκδόσεων των Ευρωπαϊκών Κοινοτήτων - Office for Official Publications of the European Communities -
Office des publications officielles des Communautés européennes - Ufficio delle pubblicazioni ufficiali delle Comunità europee -
Bureau voor officiële publikaties der Europese Gemeenschappen

- DA = Landbrugsmarkeder: Priser.
 DE = Agrarmärkte: Preise.
 GR = Γεωργικές αγορές: Τιμές.
 EN = Agricultural markets: Prices.
 FR = Marchés agricoles: Prix.
 IT = Mercati agricoli: Prezzi.
 NL = Landbouwmarkten: Prijzen.

Prix publics au Luxembourg, TVA exclue

| | ECU | BFR | DKR | DM | DRA | FF | LIT | HFL | UKL | IRL | USD |
|----------------|-------|------|-----|-------|------|-----|-------|-------|------|------|------|
| Abonnement | 65,73 | 3000 | 545 | 155,- | 4400 | 440 | 87000 | 170,- | 37,- | 46,- | 60,- |
| Prix au numéro | 7,67 | 350 | 64 | 18,50 | 515 | 52 | 10200 | 20,- | 4.30 | 5.30 | 7,50 |



KONTORET FOR DE EUROPÆISKE FÆLLESSKABERS OFFICIELLE PUBLIKATIONER
 AMT FÜR AMTLICHE VERÖFFENTLICHUNGEN DER EUROPÄISCHEN GEMEINSCHAFTEN
 ΥΠΗΡΕΣΙΑ ΕΠΙΣΗΜΩΝ ΕΚΔΟΣΕΩΝ ΤΩΝ ΕΥΡΩΠΑΪΚΩΝ ΚΟΙΝΟΤΗΤΩΝ
 OFFICE FOR OFFICIAL PUBLICATIONS OF THE EUROPEAN COMMUNITIES
 OFFICE DES PUBLICATIONS OFFICIELLES DES COMMUNAUTÉS EUROPÉENNES
 UFFICIO DELLE PUBBLICAZIONI UFFICIALI DELLE COMUNITÀ EUROPEE
 BUREAU VOOR OFFICIËLE PUBLIKATIES DER EUROPESE GEMEENSCHAPPEN

ISSN 0250-9601

L-2985 Luxembourg

Kat./Cat.: CB-AZ-83-002-7C-C