

**Commission of the European Communities  
Directorate General - Development**

**The European Development Fund  
Education - Training  
1958 - 1980**

**Directorate General - Information**

This publication is also available in the following language:

FR ISBN 92-825-3692-0

Luxembourg: Office for Official Publications of the European Communities, 1983

ISBN 92-825-3691-2

Catalogue number: CC-37-83-352-EN-C

© ECSC-EEC-EAEC, Brussels • Luxembourg, 1983

*Printed in Belgium*

**Commission of the European Communities  
Directorate General - Development**

**The European Development Fund  
Education - Training  
1958 - 1980**

I

**Directorate General - Information**

Work produced by  
Joanna ALIMANESTIANU-VAN BEL  
in connection with the  
"Urban Works and Social Infrastructure"  
and the "Training" Divisions.  
Assistance was provided by  
Stephanos IOAKIMIDIS.

Manuscript completed in April 1982.

# Table of Contents

II

page: V	Preface
VI	Historical Background of the European Development Fund
1	<b>Part One :</b>
	Evolution of Aid in the Education-Training Sector : An overall analysis
	Introduction
4	<b>Chapter I : Infrastructure Projects</b>
	A. Recipient countries and EDF financial commitments
6	B. Types of facilities
8	C. Types of assistance
10	D. Location of facilities in urban or rural areas
12	E. Admission capacity according to type of facility
13	<b>Chapter 2 : Technical Cooperation</b>
14	<b>Section 2.1. : Scholarship programmes</b>
	A. Recipient countries and EDF financial commitments
16	B. Study and training scholarships - number and average duration
18	C. Disciplines and levels of education
24	D. Place of study or training
25	E. Success rates of scholarship holders
26	<b>Section 2.2. : Technical assistance</b>
	A. Types of technical assistance
	B. Recipient countries and EDF financial commitments
28	<b>Part Two :</b>
	EDF aid in the Education-Training sector by Country
30	Algeria
104	Bahamas
105	Barbados
32	Belize
34	Benin
106	Botswana
36	Burundi
38	Cameroon
107	Cape Verde
40	Central African Republic
42	Chad
44	Comoros
46	Congo
108	Djibouti
109	Dominica
124	Equatorial Guinea
110	Ethiopia
111	Fiji
48	French Polynesia
50	Gabon
52	Gambia
112	Ghana
124	Grenada
54	Guinea
56	Guinea Bissau
113	Guyana
58	Ivory Coast
60	Jamaica
114	Kenya
115	Lesotho
62	Liberia
64	Madagascar
66	Malawi
68	Mali
70	Mauritania
72	Mauritius
74	Netherlands Antilles
76	New Caledonia
78	Niger
116	Nigeria
117	Papua New Guinea
80	Rwanda
125	St. Lucia
118	St. Pierre and Miquelon
119	Sao Tome Principe
82	Senegal
84	Sierra Leone
86	Solomon Islands
88	Somalia
90	Sudan
92	Suriname
94	Swaziland
96	Tanzania
98	Togo
125	Tonga
120	Trinidad and Tobago
121	Uganda
100	Upper Volta
122	Western Samoa
102	Zaire
123	Zambia
126	Regional Projects
128	Annex 1 : List of recipient countries under EDFs I, II, III and IV.
130	Annex 2 : List of higher education facilities aided by EDF : national and regional
132	Notes
133	Abbreviations
134	References

# Tables and Graphs in Part One

(The information contained in these tables refers to the four EDFs)

## Introduction

page 1	<b>Table 0.1.</b> Number of countries receiving EDF aid in the Education-Training sector
2	<b>Table 0.2.</b> EDF financial commitments in the Education-Training sector and the percentage of this aid in relation to total EDF aid in all sectors
3	<b>Table 0.3.</b> EDF financial commitments in the Education-Training sector by type of assistance

## Chapter 1 : Infrastructure Projects

4	<b>Table 1.1.</b> Number of countries benefiting from educational infrastructure projects - national and regional - financed by the EDF
5	<b>Table 1.2.</b> EDF financial commitments for educational infrastructure projects, national and regional, and the percentage of these commitments in relation to those for infrastructure projects in all sectors
6	<b>Table and graph 1.3.</b> EDF financial commitments for educational infrastructure projects by level of education
7	<b>Table 1.4.</b> Number of classrooms or schools built with the aid of EDF funds by level of education
8	<b>Table and graph 1.5.</b> EDF financial commitments for educational infrastructure projects by type of assistance - creation of new facilities or upgrading of existing facilities
9	<b>Table 1.6.</b> Number of classrooms or schools provided with EDF aid, according to type of assistance - creation of new facilities or upgrading of existing facilities
10	<b>Table and graph 1.7.</b> EDF financial commitments for educational infrastructure projects, according to location of facilities in urban or rural areas
11	<b>Table 1.8.</b> Number of classrooms or schools provided with EDF aid, according to location in urban and rural areas
12	<b>Table 1.9.</b> Theoretical admissions capacity of educational facilities provided with EDF aid (number of students by level of education)

III

## Chapter 2 : Technical Cooperation

13	<b>Table 2.0.</b> EDF financial commitments in technical cooperation in the Education-Training sector
----	---

### Section 2.1. : Scholarship programmes

14	<b>Table 2.1.1.</b> Number of countries participating in EDF scholarship programmes
15	<b>Table 2.1.2.</b> Number of EDF scholarship holders, total cost of the scholarship programmes and average cost per holder
16	<b>Table and graph 2.1.3.</b> Number of study and training scholarships financed by the EDF
17	<b>Table and graph 2.1.4.</b> Average number of years of study and training financed by the EDF per scholarship holder
18	<b>Table and graph 2.1.5.</b> Number of EDF scholarships awarded according to discipline
19	<b>Table and graph 2.1.6.</b> Number of study and training scholarships financed by the EDF according to discipline
20	<b>Table and graph 2.1.7.</b> Distribution of EDF scholarships according to level of education
21	<b>Table and graph 2.1.8.</b> Percentage of study and training scholarships financed by the EDF according to level of education
22	<b>Table and graph 2.1.9.</b> Distribution of EDF scholarships according to level of education and discipline
24	<b>Table and graph 2.1.10.</b> Number of EDF scholarship holders by place of study
25	<b>Table 2.1.11.</b> Success rates of EDF scholarship holders according to place of study

### Section 2.2. : Technical Assistance

26	<b>Table 2.2.1.</b> Number of countries receiving technical assistance from the EDF in the Education-Training sector
27	<b>Table 2.2.2.</b> EDF financial commitments by type of Education-Training technical assistance



---

# Preface

This report reviews the activities of the European Community in the area of Education and Training in the overseas countries and territories (OCT) and in developing nations of Africa, the Caribbean and the Pacific (ACP).

This study covers the aid provided through the European Development Fund (EDF) from 1958 to 1980. (See page VI for the historical background of the EDF).

After twenty-two years of close ties between the Community and these developing countries, and now with the beginning of the fifth EDF, this report provides a timely retrospective of Community activities in a sector critical to economic and social development.

Education-Training is one of the areas in which all of the participating developing states and most of the overseas countries and territories have requested and received Community aid (see page 33). These requests reflect the importance given by these countries to the promotion of human resources in the development process. v

The aid provided by the Community in this sector has reached **522,000,000 ECU\*** or approximately **11% of the total aid** provided to these countries in the framework of the first four European Development Funds.

Community aid in the Education-Training sector has taken two distinct forms :

- **Infrastructure projects** : the construction and equipping of new facilities, and the extension, refurbishing and/or equipping of existing facilities.
- **Technical cooperation projects** : the award of study and training scholarships, the sending of teacher-trainers, the organization of seminars and training sessions, and other activities.

Since the beginning of the EDF, the Community has allocated 309,000,000 ECU for **infrastructure** projects, representing 59% of the total commitments in the Education-Training sector, and 213,000,000 ECU, or 41% of the total commitments for **technical cooperation**. This aid has permitted :

- assistance in the realisation of
  - **5,588 primary classrooms,**
  - **162 general secondary schools,**
  - **231 vocational and technical secondary schools,**
  - **70 universities and higher education institutes**
- the award of scholarships to **33,500 individuals** to undertake studies or follow training programmes in their home country or abroad.

\* *European Currency Unit*  
(see notes page 132)

---

## Remarks

This report includes data relevant to the 4th EDF up until the date of completion of this report. These data are thus incomplete since some of the projects extend over several years and have not as yet been completed.

In addition, some of the recipient countries still have a reserve of credits for the Education-Training sector which have not yet been committed.

It is thus important to note that this report needs to be periodically updated if it is to be a statistical base relevant for planning and evaluation.

# Historical Background of the European Development Fund

The European Development Fund (EDF) is the main instrument of financial and technical cooperation used by the European Economic Community (EEC) since 1958 in its relations with numerous developing countries. For the most part, these countries have had special historical ties with member States of the EEC.

The history of the EDF is a succession of associations, renewed every five years by a contract of cooperation between the EEC and its Third World partners. (See Annex I for a list of countries involved in each EDF).

## EDF I\* (1958-1963)

*\* Until 1963 the term was "Development Fund for Overseas Countries and Territories".*

*Nevertheless, to simplify matters, the term used is "European Development Fund" (EDF), even in the case of the first Fund.*

The first Association, the "Association of Overseas Countries and Territories", which is covered by the fourth part of the Treaty of Rome, was signed on March 25, 1957. This Association was conceived by the member States of the EEC as a means of resolving the development problems of colonies and dependent territories of four of the six member States : Belgium, France, Italy and the Netherlands.

Commercial and financial orientations were established within the framework of this first Association, which was unilateral in character. The basic principles were defined in the Treaty of Rome and the methods and procedures defined by a "Convention of Application", an Annex to the Treaty, for a five-year period. The first EDF, entitled "Development Fund for Overseas Countries and Territories", was instituted by this Convention of Application, and endowed with 550 million ECU.\*\*

*\*\* European Currency Unit  
(see notes page 132)*

This first EDF, which became operational in 1959, was characterised by investments in the area of economic and social infrastructure (essentially transport systems). Technical cooperation, notably the scholarship programmes, was financed during this first EDF out of the budget of the Commission of the European Communities.

## EDF II (1963-1968)

On expiry of the "Convention of Application", nearly all of the recently independent countries sought to continue privileged relations with the EEC. Now faced with sovereign partners, the EEC formed a new association based on a contract negotiated with these States.

This new association was ratified by a Convention of Association signed in Yaoundé on July 20, 1963 (Yaoundé I), for a five-year period. This Association regrouped on the one hand, the 6 member States of the EEC, and on the other hand, 18 African Associated States and Madagascar (AASM).

The Convention of Association did not, however, apply to other countries and territories which still had ties with France and the Netherlands. For these Overseas Countries and Territories (OCT), the Council of Ministers of the EEC decided to continue the OCT Association on February 25, 1964. This Association retained its unilateral character.

The 2nd EDF saw its credits attain 750 million ECU. The great majority of these credits were allocated to the AASM and the rest to the OCT.

During this EDF, priorities were reoriented towards rural development. There was also an effort to redress the imbalance of the preceding EDFs by financing technical cooperation, notably in the area of technical assistance and scholarships.



### EDF III (1969-1974)

The first EEC-AASM Convention expired and a second Convention was signed on July 29, 1969, also in Yaoundé - Yaoundé II, for another five-year period. There were few differences to be noted except for the introduction of new instruments of aid.

Similarly, the Association with the OCT was renewed by a decision of the Council of European Communities on September 29, 1969.

The 3rd EDF, with credits reaching nearly 900 million ECU, continued financial and technical cooperation in the same directions, and introduced new instruments such as the commercial promotion of AASM products, the diversification of the methods of finance, and a policy of "preferences" permitting an improved association of enterprises from recipient countries with the execution of projects financed by the EDF.

### EDF IV (1975-1980)

The fundamental change which gave a new face to the Association was the enlargement of the European Community itself by the addition of 3 more members, bringing the total to 9. This was formalised in the Treaty of Brussels signed on January 22, 1972.

VII

One of these countries, the United Kingdom, had a number of overseas dependencies and maintained close relations with independent States within the Commonwealth. Thus, the continuation of the Community policy of association had to be adjusted to include Commonwealth countries in Africa, the Caribbean and the Pacific.

The new Convention thus grouped the original 19 AASM members plus 21 independent States belonging to the Commonwealth, and 6 other African States which had no particular ties with any EEC member States, but which had a comparable economic situation and were thus invited to join.

Thus it was with these 46 countries of Africa, the Caribbean and the Pacific (ACP) that the Community proposed the create a 4th EDF. This action was formalised by the signature of another Convention, this time in Lomé (Lomé I) on February 28, 1975.

The association with the OCT was also extended by the decision of the Council of the European Communities on June 29, 1976.

The enlargement of the Association had direct consequences on the volume of aid which increased from 900 million ECU under the 3rd EDF to 3,000 million ECU under the 4th EDF.

In parallel with this increase in financial aid, there was a more refined adaptation of aid to the needs of the recipient countries. New areas of cooperation were introduced such as the system for the stabilisation of export earnings (STABEX), and industrial cooperation. Furthermore, growing importance was given to regional projects designed to contribute to the solution of development problems common to several countries.



---

## Part One :

# The Evolution of Aid in the Education-Training Sector : An overall analysis

### Introduction

The projects financed by the EDF in the area of Education-Training can be seen as an indispensable complement to activities aimed at increasing the production potential of developing countries and territories, by giving to these populations the training necessary to assume their own economic and social development.

Aware of the importance of Education-Training projects, nearly all of the States and Overseas Countries and Territories have requested aid in this sector.

1

---

**Table 0.1. Number of countries receiving EDF aid in the Education-Training sector**

EDF aid	EDF I		EDF II		EDF III		EDF IV	
	OCT	OCT	AASM	OCT	AASM	OCT	ACP	
All sectors*	30	9	18	9	19	26	49	
Education-Training sector**	24	7	18	2	19	9	49	

\* For list of countries see Annex I

\*\* For list of countries see Page 29

---

### Remarks

During the 1st EDF, 24 out of the 30 OCT received aid in the Education-Training sector.

Under the following EDFs, all the ACP States requested aid of this type.

Thus from 1958 to 1980, the Community gave support to the Education-Training sector in 55 nations of Africa, the Caribbean and the Pacific.

\* *European Currency Unit*  
(see notes page 132)

During the four EDFs, the total financial commitments of the community in the Education-Training sector reached 521,777,000 ECU\*. This sum represents 11% of the EDF funds available to the developing countries for all types of assistance : infrastructure projects (roads, bridges, dams, hospitals, etc.), technical cooperation projects, STABEX, emergency aid, special loans, etc.

In terms of financial commitments the evolution of this aid is shown in table 0.2.

The figures in this table, as throughout this report, represent the financial commitments contained in the financing Agreements of each project.

2

**Table 0.2. EDF financial commitments in the Education-Training sector and the percentage of this aid in relation to total EDF aid in all sectors (in '000 ECU)**

	EDF I	EDF II	EDF III	EDF IV	Total
Financial commitments in the Education-Training sector	97 205	75 907	100 771	247 894	521 777
<i>% of this aid in relation to total EDF aid</i>	<i>18%</i>	<i>10%</i>	<i>11%</i>	<i>9%</i>	<i>11%</i>

**Remarks**

During the 1st EDF, aid in the sector represented a considerable percentage (18%) of the total aid given by the Community to the OCT.

Over the 17 year period which followed, aid in this sector remained at about 10% of the total aid.

The aid provided by the Community in the area of Education-Training falls into two major categories :

1. - Infrastructure projects :
  - construction and equipping of new facilities, and the upgrading of existing facilities
2. Technical Cooperation :
  - study and training scholarships
  - technical assistance : sending of instructors-trainers and experts, basic and advanced training programmes etc.

3

**Table 0.3. EDF financial commitments in the Education-Training sector by type of assistance (in '000 ECU)**

	EDF I	EDF II	EDF III	EDF IV	Total
Education-Training	97 205	75 907	100 771	247 894	521 777
<b>Infrastructure projects</b>	<b>93 796</b> 96%	<b>37 693</b> 50%	<b>54 064</b> 54%	<b>122 954</b> 50%	<b>308 507</b> 59%
<b>Technical Cooperation</b>	<b>3 409</b> 4%	<b>38 214</b> 50%	<b>46 707</b> 46%	<b>124 940</b> 50%	<b>213 270</b> 41%
- Scholarship Programmes	3 398	31 872	38 180	83 452	156 902
- Technical Assistance	11	6 342	8 527	41 488	56 388

**Remarks**

During the 1st EDF, the financing of infrastructure projects clearly predominated (96%) in relation to that of technical cooperation.

During the 2nd, 3rd and 4th EDFs, the financial commitments for the two forms of assistance tended to be more equal.

Taking all four EDFs together, 59% of the commitments went to infrastructure projects and 41% to technical cooperation.

These figures suggest that, having assisted in the construction and equipping of educational facilities, the Community was also in a position to support other forms of aid to complement infrastructure projects.

# Chapter 1 : Infrastructure Projects

To improve general education, vocational and technical training, and to directly benefit a larger number of persons, it is necessary to maintain a constant effort to improve and expand educational infrastructures.

Since the 1st EDF, the Community has undertaken the construction, refurbishing and equipping of numerous schools and classes in overseas countries and territories. During the subsequent EDFs, many of these same countries, most of which had since become independent, continued to request this type of aid.

Most of the infrastructure projects have been conceived as national projects. Nevertheless, in order to deal more effectively with development problems common to several countries, the Community and its partners have, since the 3rd EDF, collaborated in the conception of regional educational facilities set up to train students of diverse nationalities in fields such as health, management, information systems, etc. (See Part Two : Regional Projects).

## A. Recipient Countries and EDF Financial Commitments

The number of States and overseas countries and territories benefiting from educational infrastructure projects, both national and regional, is presented in table 1.1.

**Table 1.1. Number of countries benefiting from educational infrastructure projects - national and regional - financed by the EDF**

EDF Aid	EDF I		EDF II		EDF III		EDF IV	
	OCT	OCT	AASM	OCT	AASM	OCT	ACP	
All Sectors	30	9	18	9	19	26	49	
Education-Training Sector	24	7	18	2	19	9	49	
<b>Educational infrastructure projects :</b>								
- national	22	2	15	2	14	4	22	
- regional				-	5*	-	29**	

\* Aid provided for one regional project in Togo.

\*\* Aid provided for 10 regional projects. 15 of the 29 countries benefiting from these regional projects also benefited from national projects.

## Remarks

During the 1st EDF, the Community financed educational infrastructure projects in 22 of the 30 OCT.

During the 2nd and 3rd EDFs, 15 of the 18 and then 14 of the 19 AASM requested aid of this type.

During the 4th EDF, the number of ACP and OCT recipients of educational infrastructure projects rose to 40, of which 15 benefited from both regional and national projects. (See list of countries, page 29).

The Community committed a total of 308,507,000 ECU for educational infrastructure projects. This sum is 6% of the total EDF budget for all sectors, or 11% of EDF commitments for infrastructure projects in all sectors.

5

**Table 1.2. EDF financial commitments for educational infrastructure projects, national and regional, and the percentage of these commitments in relation to those for infrastructure projects in all sectors (in '000 ECU)**

	EDF I	EDF II	EDF III	EDF IV	Total
National projects	93 796	37 693	53 360	100 797	284 942
Regional projects			704	22 157	23 565
<b>Total</b>	<b>93 796</b>	<b>37 693</b>	<b>54 064</b>	<b>122 954</b>	<b>308 507</b>
<i>% of these commitments in relation to those for infrastructure projects in all sectors</i>	<i>18%</i>	<i>9%</i>	<i>8%</i>	<i>10%</i>	<i>11%</i>

**Remarks**

During the 1st EDF, the financial commitments for educational infrastructure projects were about 18% of the commitments for infrastructure projects in all sectors. This share fell during the 2nd and 3rd EDFs to 9% and 8% respectively, but rose to 10% under the 4th EDF.

The average percentage over the four EDFs was therefore about 11%.

**Regional Projects :**

During the 4th EDF, the financial commitments for regional educational infrastructure projects were 19% of the commitments for all regional infrastructure projects in all sectors, and 18% of the commitments for all educational infrastructure projects, both national and regional. These projects have thus become an important feature in the context of EDF aid.

## B. Types of Facilities : Cost and Number

At the request of the participating countries, the Community undertook school construction at all levels of education and training. In this chapter the data relevant to these infrastructure projects are categorised as follows :

**Primary** classrooms, essentially for a general basic education.

**General secondary** schools designed to provide a general secondary education which can lead to higher education.

**Vocational secondary** schools which provide technical and/or practical education leading to a specific type of employment.

**Higher education** institutes, colleges, universities and polytechnics from secondary up to and including post-graduate level.

The financial commitments of the Community allocated to these different levels of education are presented in table 1.3. and graph 1.3.

**Table 1.3. EDF financial commitments for educational infrastructure projects by level of education (in '000 ECU)**

Level	EDF I	EDF II	EDF III	EDF IV	Total
Primary	27 707 29%	7 158 19%	8 496 16%	10 806 9%	54 167 18%
General Secondary	25 903 28%	7 744 21%	6 535 12%	11 740 9%	51 922 17%
Vocational Secondary	26 149 28%	5 745 15%	14 944 28%	37 728 31%	84 566 27%
Higher Education (regional projects)	14 037 15%	17 046 45%	24 089 44% (704)	62 680 51% (22 157)	117 852 38% (22 861)
<b>All Levels</b>	<b>93 796</b>	<b>37 693</b>	<b>54 064</b>	<b>122 954</b>	<b>308 507</b>

**Graph 1.3.**

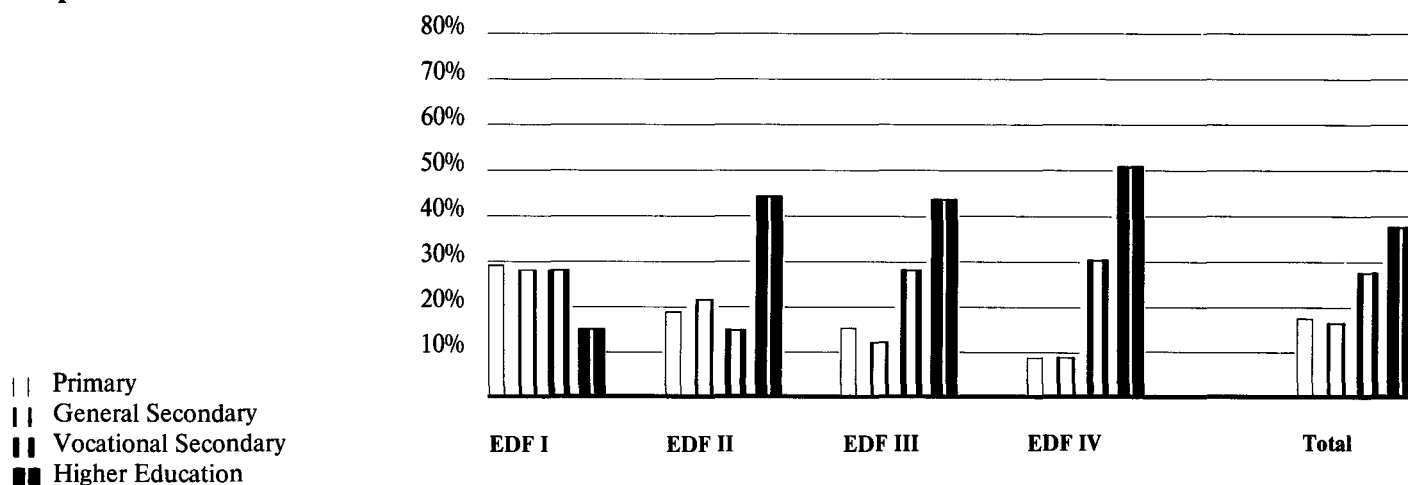




Table 1.4. gives the number of classrooms or schools by level of education which have been built or upgraded with EDF assistance.

7

**Table 1.4. Number of classrooms or schools built with the aid of EDF funds by level of education**

		EDF I	EDF II	EDF III	EDF IV	Total
Primary :	classrooms	2 995	902	583	1 108	5 588
General secondary :	schools	71	23	9	59	162
Vocational secondary :	schools	83	9	9	130	231
Higher education : (regional facilities)	institutes	12	12	8 (1)	38 (12)	70 (13)

**Remarks : Tables 1.3. and 1.4.**

During the 1st EDF, the "primary" level, with 29% of the financial commitments, was most favoured. Nearly 3,000 classrooms were built or renovated at that time. Despite a progressive reduction in subsequent EDFs, this level of education continues to benefit from a relatively important share of EDF aid (9% under the 4th EDF).

The "secondary" level, in terms of financial commitments, ranks second in the four EDFs. Within the secondary level, there has been a change in priorities. During the first two EDFs, the credits allocated to general secondary schools were more or less equal to those allocated to vocational secondary schools. However, during the 3rd and 4th EDFs educational facilities providing vocational training received two and three times more credits respectively than those providing a general education.

The "higher education" level has clearly been the most favoured, receiving 38% of the total commitments over the four EDFs.

### C. Types of Assistance - Creation of New Facilities or Upgrading of Existing Facilities

In the case of new facilities, the EDF provided assistance for the construction and equipping of new classrooms and schools. In the case of upgrading existing facilities, EDF aid was used to expand schools, as well as to renovate buildings, and improve or provide equipment, furniture, technical and sanitary systems, landscaping etc.


In these two types of intervention, the Community took charge, fully or in part, of the projects envisaged by the government concerned; e.g. project programming, architectural and technical studies, construction and equipment. In cases where a project was only partly financed by the EDF, the remainder was provided by the government itself or by other funds.

8

**Table 1.5. EDF financial commitments for educational infrastructure projects by type of assistance : creation of new facilities or upgrading of existing facilities (in '000 ECU)**

Level	EDF I		EDF II		EDF III		EDF IV		Total	
	Facilities		Facilities		Facilities		Facilities		Facilities	
	New	Existing	New	Existing	New	Existing	New	Existing	New	Existing
Primary	24 880 90%	2 827 10%	6 888 96%	270 4%	5 901 69%	2 595 31%	8 515 79%	2 291 21%	46 184 85%	7 983 15%
General Secondary	20 129 78%	5 774 22%	1 779 23%	5 965 77%	5 374 82%	1 161 18%	6 789 58%	4 951 42%	34 071 66%	17 851 34%
Vocational Secondary	23 579 90%	2 570 10%	3 481 61%	2 264 39%	8 425 56%	6 519 44%	22 327 59%	15 401 41%	57 812 68%	26 754 32%
Higher Education	13 983 99%	54 1%	15 330 90%	1 716 10%	22 431 93%	1 658 7%	21 642 50%	31 038 50%	83 386 71%	34 466 29%
<b>All Levels</b>	<b>82 571 88%</b>	<b>11 225 12%</b>	<b>27 478 73%</b>	<b>10 215 27%</b>	<b>42 131 78%</b>	<b>11 933 22%</b>	<b>69 273 56%</b>	<b>53 681 44%</b>	<b>221 453 71%</b>	<b>87 054 29%</b>

**Graph 1.5. Percentages shown under "Total" in Table 1.5.**



The number of facilities built or upgraded with EDF aid is presented in table 1.6.

**Table 1.6. Number of classrooms or schools provided with EDF aid, according to type of assistance - creation of new facilities or upgrading of existing facilities**

Level		EDF I		EDF II		EDF III		EDF IV		Total	
		Facilities New	Facilities Existing	Facilities New	Facilities Existing	Facilities New	Facilities Existing	Facilities New	Facilities Existing	Facilities New	Facilities Existing
Primary :	classrooms	2 609	386	703	199	542	41	685	423	4 539	1 049
General Secondary :	schools	40	31	7	16	8	1	10	49	65	97
Vocational Secondary :	schools	75	8	4	5	4	5	10	120	93	138
Higher Education :	institutes	11	1	8	4	6	2	9	29	34	36

**Remarks : Tables 1.5. and 1.6.**

**Primary :** During the first two EDFs, the Community was primarily involved in the construction of new classrooms; 90% of available credits were allocated for this purpose during the 1st EDF and 96% during the 2nd EDF. During the 3rd and 4th EDFs, an extra effort was made to upgrade and equip existing primary classrooms, and about 25% of the credits were used to this end.

**Secondary :** Generally, it was the secondary schools which most frequently took advantage of EDF aid for expanding and improving existing facilities (34% : general secondary; 32% : vocational secondary).

**Higher Education :** During the 1st, 2nd and 3rd EDFs, about 94% of the credits went to the construction of new facilities at the higher education level. During the 4th EDF, there was a significant shift - the financial commitments for these two types of assistance were equal.

Overall, 71% of EDF financial aid was taken up in the construction of new classrooms and schools, and 29% in the upgrading of existing facilities. However, the general tendency has been a growing emphasis on the improvement of existing facilities, from 12% under the 1st EDF to 44% under the 4th EDF.

### D. Location of Facilities in Urban or Rural Areas

The aim of Community aid is to respond to the needs of the populations as a whole, whether urban or rural.

Table 1.7. and graph 1.7. show the distribution of financial commitments for educational facilities in urban or rural areas.

10

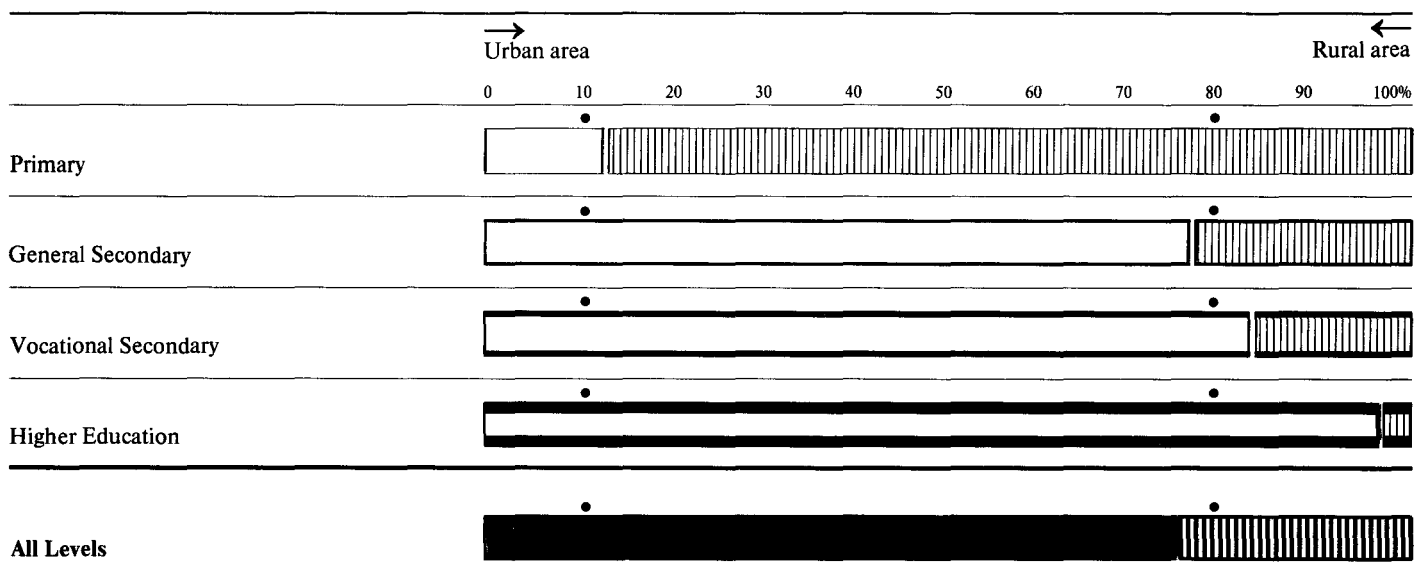
**Table 1.7.\***

**EDF financial commitments for educational infrastructure projects, according to location of facilities in urban or rural areas (in '000 ECU)**

Level	EDF I		EDF II		EDF III		EDF IV		Total	
	Location		Location		Location		Location		Location	
	Urban	Rural	Urban	Rural	Urban	Rural	Urban	Rural	Urban	Rural
Primary	1 762 6%	25 945 94%	2 192 31%	4 966 69%	1 103 13%	7 393 87%	1 289 12%	9 517 88%	6 346 12%	47 821 88%
General Secondary	19 966 77%	5 937 23%	7 744 100%	- 0%	6 535 100%	- 0%	6 454 55%	5 286 45%	40 699 78%	11 223 22%
Vocational Secondary	17 810 68%	8 339 32%	5 342 93%	403 7%	14 944 100%	- 0%	32 736 87%	4 992 13%	70 832 84%	13 734 16%
Higher Education	14 037 100%	- 0%	17 046 100%	- 0%	24 089 100%	- 0%	60 068 96%	2 612 4%	115 240 98%	2 612 2%
<b>All Levels</b>	<b>53 575 57%</b>	<b>40 221 43%</b>	<b>32 324 86%</b>	<b>5 369 14%</b>	<b>46 671 86%</b>	<b>7 393 14%</b>	<b>100 547 82%</b>	<b>22 407 18%</b>	<b>233 117 76%</b>	<b>75 390 24%</b>

**Graph 1.7.**

**Percentages shown under "Total" in Table 1.7.**



The number of classrooms and schools built or improved with EDF aid is presented in table 1.8. according to location and corresponding to the financial commitments shown on the preceding page.

**Table 1.8.\*** **Number of classrooms or schools provided with EDF aid, according to location in urban and rural areas**

Level		EDF I		EDF II		EDF III		EDF IV		Total	
		Location		Location		Location		Location		Location	
		Urban	Rural	Urban	Rural	Urban	Rural	Urban	Rural	Urban	Rural
Primary :	classrooms	140	2 855	249	653	60	523	64	1 044	513	5 075
General Secondary :	schools	53	18	23	-	9	-	7	52	92	70
Vocational Secondary :	schools	45	38	8	1	9	-	34	96	96	135
Higher Education :	institutes	12	-	12	-	8	-	36	2	68	2

**Remarks : Tables 1.7. and 1.8.**

**Primary :** During the four EDFs, over 5,000 classrooms were built or upgraded in rural areas, representing 88% of the commitments spent on primary educational infrastructure projects. Over 500 classrooms were built or improved in urban areas, representing 12% of the credits.

**General Secondary :** The situation here is the reverse : more schools were built or upgraded in urban areas - 92 versus 70. In financial terms, 78% of the credits went to urban areas as compared with 22% for rural areas.

**Professional Secondary :** In this category, 135 schools were built or upgraded in the rural areas as compared with 96 schools in urban areas. However, in financial terms, urban schools have the advantage over rural schools.

**Higher Education :** Nearly all of the colleges, institutes and universities assisted by Community aid are in urban areas (68 out of 70 facilities). Similarly 98% of the commitments went to urban schools and 2% to rural schools.

Overall, 76% of EDF financial commitments were used for classrooms and schools in the urban areas, and 24% for those in rural areas.

Whilst during the 1st EDF, a greater effort was made to construct primary classrooms mainly in rural areas, during the subsequent three EDFs, emphasis was placed on the construction and upgrading of secondary and in particular higher education facilities, which tend to be located mainly in urban areas.

\* See page 136.

### E. Admissions Capacity According to Type of Facility

The capacity of classrooms and schools built with EDF assistance is presented in table 1.9.

The figures shown correspond to the initial admissions capacity as planned at the time of conception and construction of new facilities.

In the case of projects designed to enlarge existing schools, only the additional capacity is reported.

The figures have been taken from the Financing Agreements and the EDF archives. Where such information is lacking, estimates have been made for each country, based on standard classroom or school capacity.

It should thus be emphasised that the figures shown in the following table do not necessarily correspond to the number of students presently attending classes or facilities built with Community aid, since actual admissions are sometimes double or even triple that of the planned capacity.

**Table 1.9. Theoretical admissions capacity of educational facilities provided with EDF aid (number of students by level of education)**

Level	EDF I	EDF II	EDF III	EDF IV	Total
Primary	136 300	31 800	33 000	53 000	254 100
General Secondary	18 900	4 600	1 300	3 200	28 000
Vocational Secondary	11 900	1 100	1 700	10 000	24 700
Higher Education	2 200	1 700	3 000	2 100	9 000
<b>Total</b>	<b>169 300</b>	<b>39 200</b>	<b>39 000</b>	<b>68 300</b>	<b>315 800</b>

## Chapter 2 : Technical Cooperation

Included under technical cooperation in the Education-Training sector are :

- scholarship programmes (see section 2.1.)
- technical assistance, which groups several types of assistance such as the sending of instructors-trainers, vocational training programmes etc. (see section 2.2.).

EDF financial commitments for these two types of assistance are shown in table 2.0.

13

**Table 2.0. EDF financial commitments for technical cooperation in the Education-Training sector (in '000 ECU)**

Type of aid	EDF I	EDF II	EDF III	EDF IV	Total
Technical cooperation	3 409	38 214	46 707	124 940	213 270
- Scholarship programmes	3 398 99,7%	31 872 83%	38 180 82%	83 452 67%	156 902 74%
- Technical assistance	11 0,3%	6 342 17%	8 527 18%	41 488 33%	56 368 26%

### Remarks

During the four EDFs, three quarters of the financial commitments for technical cooperation went towards scholarship programmes. Nevertheless, in the course of the different EDFs, there has been a progressive shift favouring technical assistance, from 0.3% in the 1st EDF to 33% in the 4th EDF.

## Section 2.1. : Scholarship Programmes

Since 1960 the European Community has financed scholarship programmes for nationals of developing countries.

When the first scholarship programmes were set up during the 1960-61 academic year, there were only a few dozen African scholarship holders studying in Europe. Over the next twenty years 33,500 people obtained scholarships.

### A. Recipient countries and EDF financial commitments

Nearly all the countries participating in the EDF have benefited from scholarship programmes as shown in the table below.

14

**Table 2.1.1. Number of countries participating in EDF scholarship programmes**

EDF Aid	EDF I		EDF II		EDF III		EDF IV	
	OCT	OCT	AASM	OCT	AASM	OCT	ACP	
All Sectors	30	9	18	9	19	26	49	
Education-Training Sector	24	7	18	2	19	9	49	
<b>Scholarship Programmes</b>	<b>22</b>	<b>7</b>	<b>18</b>	<b>2</b>	<b>18</b>	<b>7</b>	<b>49</b>	

### Remarks

Many of the OCT benefited from EDF scholarship programmes from the beginning of the 1st EDF. In the following three EDFs, nearly all the states, both AASM and ACP, requested this type of aid.  
(See list of countries, page 29).



Initially, the scholarship programmes were financed exclusively through the budget of the European Commission. Beginning in 1964, the EDF took over part of the financing, with the Commission continuing to finance the remainder. Finally, in 1969, the EDF took full charge of financing the scholarship programmes.

In this report, the figures for the 1st and 2nd EDFs represent the total amount of credits committed for this period, independent of their source (Commission budget or EDF).

**Table 2.1.2. Number of EDF scholarship holders, total cost of the scholarship programmes and average cost per scholarship holder\***

	EDF I	EDF II	EDF III	EDF IV	Total
Number of scholarship holders	1 610	5 762	5 595	20 533	33 500
Total Cost (ECU)	3 398 000	31 872 000	38 180 000	83 452 000	156 902 000
Average cost per scholarship holder (ECU)	2 100	5 520	6 820	4 060	4 680

*\* based on scholarships awarded before March 1982*

#### Remarks

The number of scholarships awarded increased significantly during the 4th EDF following the enlargement of EDF as defined by the Lomé I Convention.

Furthermore, during the 4th EDF, there was a decrease in average cost per scholarship holder. This could be explained by the fact that the length of scholarships was shorter than under the 3 preceding EDFs (see page 17) and that an increased proportion of scholarship holders carried out their studies or training in their home country (see page 24).

## B. Study and Training Scholarships - Number and Average Duration

The Community awards two types of scholarships :

- **study scholarships** which permit the financing of secondary and university studies;
- **training scholarships** aimed at financing practical training of a specialised or advanced nature. These scholarships may be awarded to individuals or to a group of students following the same training.

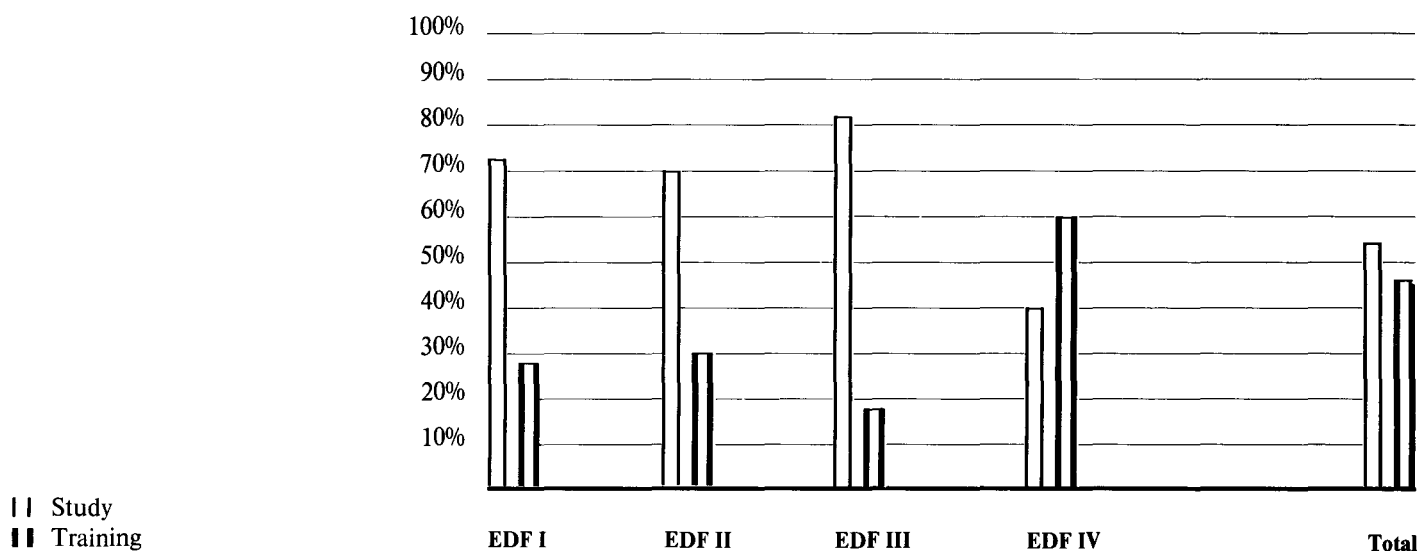
16

**Table 2.1.3. Number of study and training scholarships\* financed by the EDF**

Type of Scholarship	EDF I	EDF II	EDF III	EDF IV	Total
Study	1 166 72%	4 064 70%	4 605 82%	8 213 40%	18 048 54%
Training	444 28%	1 698 30%	990 18%	12 320 60%	15 452 46%
<b>Total</b>	<b>1 610</b>	<b>5 762</b>	<b>5 595</b>	<b>20 533</b>	<b>33 550</b>

\* awarded before March 1982

**Graph 2.1.3.**



### Remarks

During the first three EDFs, an average of 76% of the scholarships were awarded for studies and 24% for training.

Under the 4th EDF, there was a significant increase in training scholarships. This increase was due mainly to Ethiopia's request for 7,850 training scholarships of very short duration, which represented more than half of all training scholarships under the 4th EDF. Without these scholarships, the proportion of study and training scholarships would have been 65% and 35% respectively.

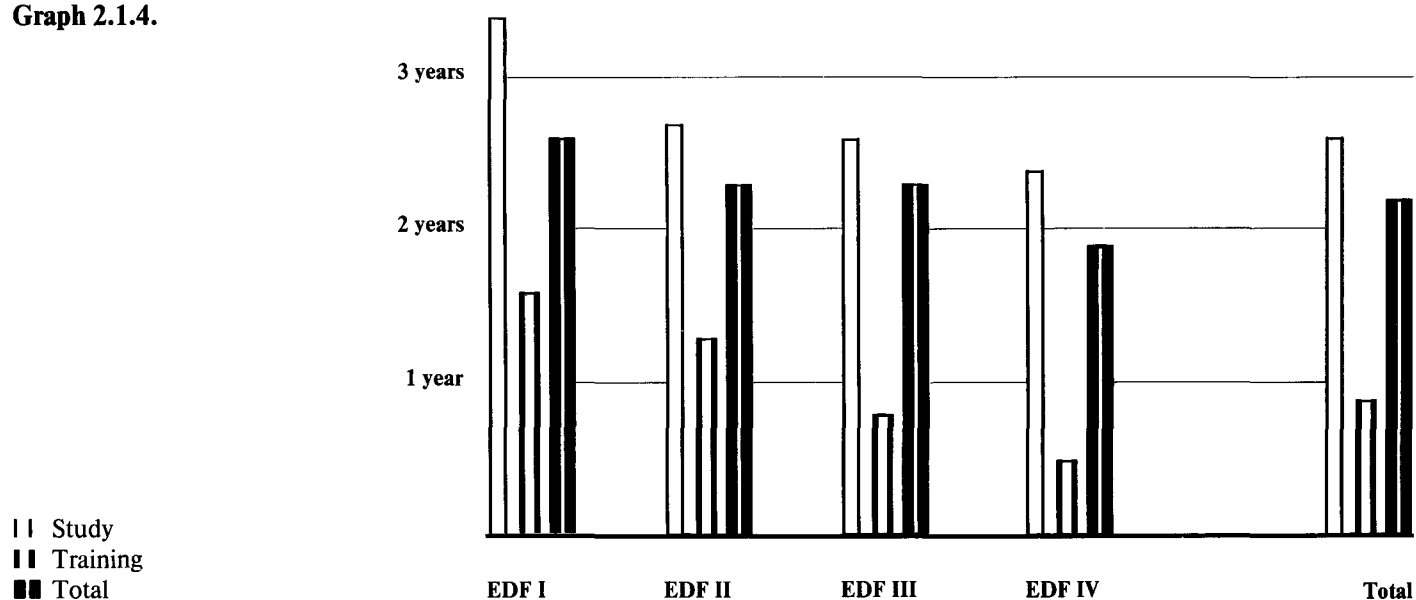
According to the type and level of education sought, the Community undertook the financing of study or training programmes ranging from several weeks to several years for each scholarship holder. Thus, from 1960 to 1981, more than 74,000 years of study and training were financed by the Community, averaging 2.2 years per scholarship holder.

**Table 2.1.4.** Average number of years of study and training financed by the EDF per scholarship holder\*

Type of Scholarship	EDF I	EDF II	EDF III	EDF IV	Total
Study	3,4	2,7	2,6	2,4	2,6
Training	1,6	1,3	0,8	0,5	0,9
<b>Total</b>	<b>2,6</b>	<b>2,3</b>	<b>2,3</b>	<b>1,9</b>	<b>2,2</b>

\* based on scholarships awarded before October 1981

**Graph 2.1.4.**



**Remarks**

The average length of scholarships decreased progressively from one EDF to the next, both for study and training scholarships.

### C. Disciplines and Levels of Education

The scholarships financed by the Community are intended for studies and training in disciplines which are considered to be of prime importance to the economic and social development of the recipient countries.

In Table 2.1.5. EDF scholarships are categorised according to discipline, as defined by the nomenclature of the Development Aid Committee (DAC) which is part of the Organisation for Economic Cooperation and Development (OECD).

**Table and graph 2.1.5. Number of EDF scholarships\* awarded according to discipline**

Discipline	EDF I	EDF II	EDF III	EDF IV	Total
General Studies	2	3	-	87	92
Humanities	18 1%	22	19	292 1%	351 1%
Education	32 2%	183 3%	314 6%	4 274 21%	4 803 14%
Fine Arts	42 2%	80 2%	41 1%	185 1%	348 1%
Administration	53 3%	52 1%	44 1%	751 4%	900 3%
Social Sciences	77 5%	66 1%	62 1%	802 4%	1 007 3%
Economics	532 33%	2 555 44%	1 469 27%	5 009 25%	9 565 29%
Natural Sciences	20 1%	202 4%	240 4%	1 583 7%	2 045 6%
Engineering	471 30%	1 205 21%	1 475 26%	3 479 17%	6 630 20%
Medical Sciences	151 10%	370 6%	573 10%	738 4%	1 832 5%
Agriculture	212 13%	1 024 18%	1 345 24%	3 168 15%	5 749 17%
Others	-	-	13	165 1%	178 1%
<b>Total</b>	<b>1 610</b>	<b>5 762</b>	<b>5 595</b>	<b>20 533</b>	<b>33 500</b>

\* awarded before March 1982

#### Remarks

The disciplines which have attracted the greatest number of candidates are, in order of popularity :

Economics	29%
Engineering	20%
Agriculture	17%
Education	14%

Economics : the number of scholarship holders in this discipline decreased from 44% under the 2nd EDF to 25% under the 4th EDF.

Education : during the 1st EDF this discipline received only 2% of the scholarship holders, but by the 4th EDF the percentage was 21%.

Apart from these two exceptions, the distribution of scholarships between the various disciplines remained relatively stable from one EDF to the next.

These disciplines include the following branches :

<b>Humanities</b>	<b>Administration</b>	<b>Engineering</b>
Humanities	Law	Electrical and electronic
Translation	Political sciences	Mechanical
Languages	Administration	Metallurgy
<b>Education</b>	<b>Social Sciences</b>	Mining and geology
Teaching	Social Sciences	Chemistry
Animation	Career development	Public works and construction
Information sciences	Social Security	Transportation
Documentation	<b>Economics</b>	Energy
Sports	Economic Sciences	Industry
<b>Fine Arts</b>	Commerce	<b>Medicine</b>
Architecture	Management	Medicine
Handicrafts	Statistics	Paramedical disciplines
Arts	Tourism	Pharmacy
	<b>Sciences</b>	<b>Agriculture</b>
	Natural sciences	Agronomic sciences
	Pure sciences	Agriculture
	Applied sciences	Stock farming and fishing
		Food industries

Table 2.1.6. shows the distribution between study and training scholarships within each discipline.

Table and graph 2.1.6.

Number of study (s) and training (t) scholarships\* financed by the EDF according to discipline

	EDF I		EDF II		EDF III		EDF IV		Total		% Total			
	s	t	s	t	s	t	s	t	s	t	s	t	s	t
General Studies	2	0	3	0	-	-	87	0	92	0				
Humanities	14	4	20	2	11	8	94	198	139	212				
Education	27	5	137	46	215	99	621	3 653	1 000	3 803				
Fine Arts	29	13	55	25	22	19	68	117	174	174				
Administration	25	28	22	30	32	12	164	587	243	657				
Social Sciences	74	3	55	11	57	5	113	689	299	708				
Economics	386	146	1 350	1 205	1 065	404	1 573	3 436	4 374	5 191				
Natural Sciences	20	0	199	3	232	8	1 181	403	1 632	413				
Engineering	322	149	1 018	187	1 278	197	1 864	1 615	4 482	2 148				
Medical Sciences	127	24	333	37	562	11	692	46	1 714	118				
Agriculture	140	72	872	152	1 120	225	1 591	1 577	3 723	2 026				
Others	-	-	-	-	11	2	165	0	176	2				
<b>Total</b>	<b>1 166</b>	<b>444</b>	<b>4 064</b>	<b>1 698</b>	<b>4 605</b>	<b>990</b>	<b>8 213</b>	<b>12 320</b>	<b>18 048</b>	<b>15 452</b>				

\* awarded before March 1982

**Remarks**

The proportion of study and training scholarships varied according to discipline. In disciplines such as Medical Sciences and the Natural Sciences, nearly all of the scholarships were for studies, whilst in Education, Administration and the Social Sciences, the great majority of the scholarships were awarded for training.

Study and training scholarships financed by the Community are awarded at different levels of education - secondary, higher or post-graduate.

**Secondary** : intended for students who, having completed the primary level, wish to continue studies of a general, vocational or technical nature, or to acquire practical training to complement their studies.

**Higher** : for students wishing to continue their studies at colleges, institutes and polytechnics of higher education or universities, or to complete their higher education with training.

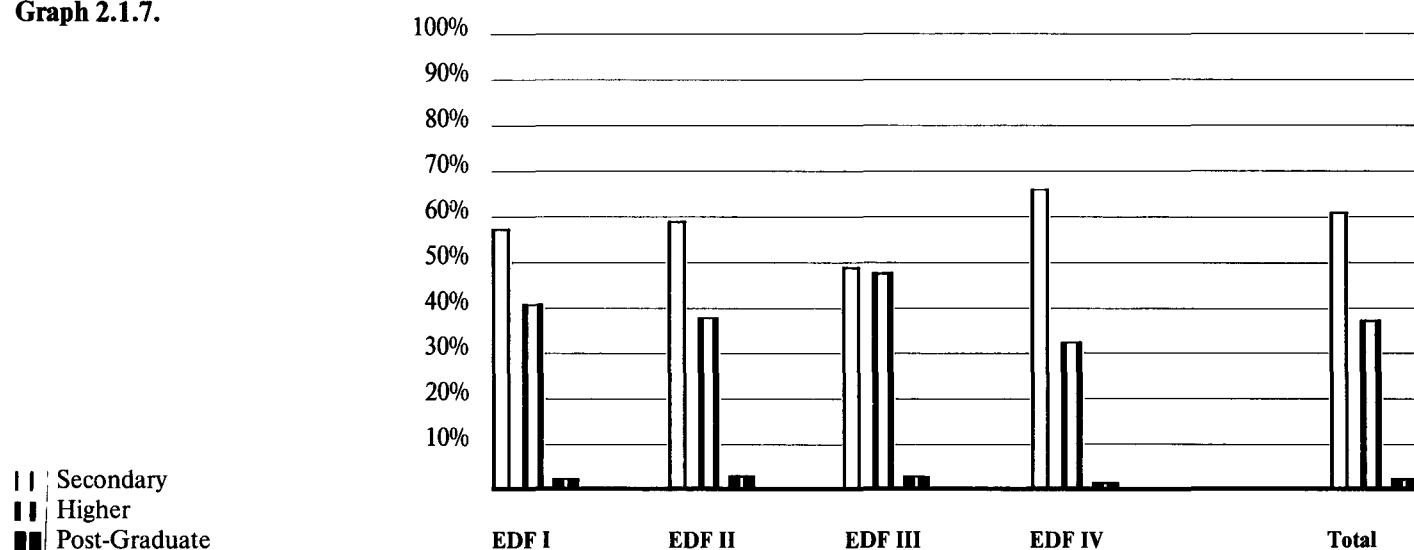
**Post-Graduate** : permits further studies and/or training after having obtained a university diploma.

**Table 2.1.7. Distribution of EDF scholarships according to level of education\***

Level	EDF I	EDF II	EDF III	EDF IV	Total
Secondary	928 57%	3 381 59%	2 741 49%	13 552 66%	20 602 61%
Higher	655 41%	2 213 38%	2 697 48%	6 776 33%	12 341 37%
Post-Graduate	27 2%	168 3%	157 3%	205 1%	557 2%

\* based on scholarships awarded before  
Octobre 1981

**Graph 2.1.7.**



**Remarks**

During the four EDFs, the percentage of scholarships awarded by level of education remained relatively constant, with 61% at the secondary level, 37% at the higher education level and 2% at the post-graduate level.

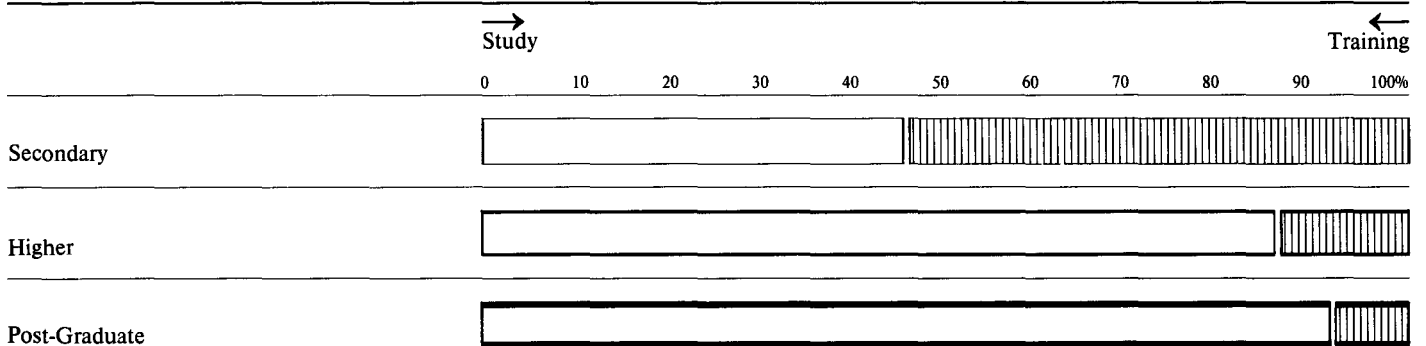
The proportion of study to training scholarships within each level of education is presented in Table 2.1.8.

**Table 2.1.8. Percentage of study (s) and training (t) scholarships financed by the EDF according to level of education\***

	EDF I		EDF II		EDF III		EDF IV		Total	
	s	t	s	t	s	t	s	t	s	t
Secondary	55%	45%	54%	46%	70%	30%	35%	65%	46%	54%
Higher	96%	4%	92%	8%	92%	8%	82%	18%	88%	12%
Post-Graduate	100%	0%	99%	1%	95%	5%	86%	14%	93%	7%

*\* based on the scholarships awarded before October 1981*

**Graph 2.1.8. Percentages shown under "Total" in Table 2.1.8.**



**Remarks**

The ratio between study and training scholarships varies according to the level of education.

At the secondary level, there are slightly more training scholarships than study scholarships, 54% and 46% respectively.

As for the other levels, study scholarships clearly predominate with 88% at the higher level and 93% at the post-graduate level.

In order to be able to better analyse the distribution of scholarships, Table 2.1.9 presents the percentage of scholarships awarded according to discipline and level of education.

**Table and graph 2.1.9. Distribution of EDF scholarships according to level of education and discipline\***

	EDF I	EDF II	EDF III	EDF IV	Total	0%	10%	20%	30%
<b>Secondary</b>									
General Studies	-	-	-	1%	-				
Humanities	1%	-	-	2%	1%	•			
Education	3%	4%	10%	17%	12%	••••••••••			
Fine Arts	3%	1%	1%	1%	1%	•			
Administration	3%	1%	1%	3%	2%	•			
Social Sciences	3%	-	1%	8%	5%	••••			
Economics	28%	55%	23%	20%	28%	••••••••••••••••••••			
Natural Sciences	-	-	-	8%	5%	••••			
Engineering	36%	19%	25%	23%	23%	••••••••••••••••••			
Medical Sciences	11%	7%	12%	4%	6%	•••••			
Agriculture	12%	13%	26%	14%	16%	••••••••••••••			
Others	-	-	-	-	-				
<b>Higher</b>									
General Studies	-	-	-	-	-				
Humanities	2%	1%	-	2%	1%	•			
Education	1%	3%	2%	6%	4%	••••			
Fine Arts	1%	2%	1%	1%	1%	•			
Administration	4%	1%	1%	3%	2%	••			
Social Sciences	8%	2%	1%	2%	2%	••			
Economics	39%	31%	29%	31%	31%	••••••••••••••••••••			
Natural Sciences	3%	8%	7%	12%	9%	•••••••			
Engineering	21%	25%	29%	20%	23%	••••••••••••••••••			
Medical Sciences	6%	5%	6%	6%	6%	•••••			
Agriculture	19%	23%	23%	17%	20%	••••••••••••••			
Others	-	-	-	-	-				
<b>Post-Graduate</b>									
General Studies	-	-	-	-	-				
Humanities	-	1%	1%	3%	1%	•			
Education	-	1%	-	5%	2%	••			
Fine Arts	-	-	1%	2%	1%	•			
Administration	11%	1%	1%	4%	3%	•••			
Social Sciences	-	1%	1%	4%	2%	••			
Economics	33%	11%	13%	12%	13%	••••••••••••••			
Natural Sciences	-	15%	19%	9%	13%	••••••••••••••			
Engineering	7%	7%	8%	13%	9%	••••••••			
Medical Sciences	33%	24%	43%	42%	37%	••••••••••••••••••••			
Agriculture	15%	38%	11%	6%	18%	••••••••••••••			
Others	-	-	-	-	-				

\* based on scholarships awarded before October 1981



---

**Remarks**

Although at the secondary and higher education levels the distribution of scholarships according to discipline is similar to that shown in Table 2.1.5., the picture is different at post-graduate level, where the most popular discipline is Medical Sciences.

### D. Place of Study or Training

According to the demands of the country and the types of education required, scholarship holders carried out their studies or training in their country of origin, in other ACP countries or in Europe. There was also a small number of scholarship holders who studied or trained in other countries such as Morocco, Egypt, Israel and the USA.


24

**Table 2.1.10. Number of EDF scholarship holders by place of study\***

Period	C.O.	ACP	EEC	Other	Total
EDF I	200 12%	75 5%	1 285 80%	50 3%	1 610
EDF II	2 578 45%	667 11%	2 210 39%	307 5%	5 762
EDF III	3 469 62%	710 13%	1 361 24%	55 1%	5 592
EDF IV	15 868 77%	990 5%	3 616 18%	59	20 533
<b>Total</b>	<b>22 115</b> 66%	<b>2 442</b> 7%	<b>8 472</b> 25%	<b>471</b> 2%	<b>33 500</b>

\* based on scholarships awarded before March 1982

**Graph 2.1.10.**



### E. Success Rates of Scholarship Holders

In table 2.1.11. the success rates of scholarship holders are given according to place of study. These rates concern only study scholarships, since there are no examinations for training scholarships.

Under the 4th EDF, success rates have until now been recorded for only 29% of the scholarships awarded and are thus not included in this table.

**Table 2.1.11. Success rates of EDF scholarship holders according to place of study\***

Period	% of Scholarships completed	Average Success Rate	Success Rate According to Place of Study			
			C.O.	ACP	EEC	Other*
<b>EDF I</b>	100%	68%	77%	76%	66%	100%
<b>EDF II</b>	99%	67%	66%	81%	62%	100%
<b>EDF III</b>	92%	80%	84%	80%	63%	

\* Success rates registered end of the academic year 1980-81.

\*\* Morocco, Egypt, Israel, USA, etc.

#### Remarks

##### 2.1.10.

During the 1st EDF, 80% of the scholarship holders carried out their studies or training in Europe and 12% in their home country. This distribution changed rapidly. Already under the 2nd EDF, the largest share of scholarships were awarded for studies and training in the countries of origin of the scholarship holders.

One can suppose that this change was encouraged by EDF assistance in the construction and improvement of educational infrastructures, notably at the higher education level.

On average, the distribution of scholarships during the four EDFs was as follows : 66% in the country of origin, 7% in other ACP countries, 25% in Europe and 2% in other countries.

##### 2.1.11.

Generally speaking, the success rate improved during the 3rd EDF compared with the 1st and 2nd EDFs.

The success rates are clearly higher in the country of origin of the scholarship holders and in other ACP countries than in Europe, where, contrary to the general tendency, success rates fell after the 1st EDF.

## Section 2.2. : Technical Assistance

### A. Types of Technical Assistance

Other forms of technical cooperation in the Education-Training sector include :

- the sending of experts and instructors-trainers from EEC Member States or partner countries for specific missions of limited duration;
- the organisation of training programmes for students, officials and civil servants of the partner countries, either in Europe or in the countries of origin;
- the supply of teaching materials;
- integrated training programmes which mobilise the various aid instruments (infrastructure projects, scholarship programmes, the sending of instructors-trainers, etc.) in order to increase their effects on a given activity or project;
- cooperation between the universities of EEC Member States and those of the partner countries.

Since the 2nd EDF, technical assistance has been provided in both national and regional frameworks.

26

**Table 2.2.1. Number of countries receiving technical assistance\* from the EDF in the Education-Training sector**

Type of Aid	EDF I		EDF II		EDF III		EDF IV	
	OCT	ACP	OCT	AASM	OCT	AASM	OCT	ACP
EDF Aid	30	9	18	18	9	19	26	49
Aid in the Education-Training sector	24	7	18	18	2	19	9	49
<b>Technical Assistance in the Education-Training sector</b>	<b>2</b>	<b>1</b>	<b>11</b>	<b>11</b>	<b>1</b>	<b>13</b>	<b>4</b>	<b>38</b>

*\* in the form of national projects*

## B. Recipient Countries and EDF financial Commitments

Partner countries which have requested aid in the form of technical assistance are presented in table 2.2.1.

27

The financial commitments for the different types of technical assistance mentioned on the preceding page are presented in Table 2.2.2.

**Table 2.2.2.**

### EDF Financial Commitments by type of Education-Training technical assistance\* (in '000 ECU)

Types of Assistance	EDF I	EDF II	EDF III	EDF IV	Total
Sending of Instructors-Trainers/Experts	11 100%	920 14%	2 223 26%	18 765 45%	21 919 39%
Basic and advanced training programmes		5 422 86%	3 844 45%	9 613 23%	18 879 33%
Integrated programmes			2 460 29%	12 260 30%	14 720 26%
Inter-University Cooperation				850 2%	850 2%
<b>Total</b>	<b>11</b>	<b>6 342</b>	<b>8 527</b>	<b>41 488</b>	<b>56 368</b>

*\* Because they are relatively small, the financial commitments for the category "teaching materials" have been included under the category "sending of instructors-trainers/experts".*

#### Remarks : Tables 2.2.1. and 2.2.2.

**The sending of instructors-trainers** has received the largest percentage of credits over the four EDFs (39%). The number of countries requesting this type of aid rose from 2 in the 2nd EDF to over 30 under the 4th EDF.

**Training Programmes** received 33% of EDF commitments for technical assistance.

**Integrated Programmes** became important during the 3rd and 4th EDFs. Under the 4th EDF 13 regional projects of this type were implemented.

Thus, after a slow start, technical assistance has succeeded in gaining the interest of the partner countries.

---

## Part Two :

### EDF Aid in the Education-Training Sector by Country

In the second part of this report, EDF aid provided in the Education-Training sector is examined on a country by country basis.

The list of countries and the types of aid received are given on Page 29.

28

---

#### Notes

Namibia, which is not an EDF participant, received credits from ACP countries (these credits came from their EDF reserves) to finance 7 study scholarships, 1 in Education and 6 in Administration; all scholarship holders studied in ACP countries.

French Overseas Departments which received Community aid were :

- Martinique :

2 study scholarships in Economics under the 1st EDF;

- Réunion :

18 training scholarships, 17 of which were in Economics and 1 in the Social Sciences under the 2nd EDF;

- Guadeloupe :

1 study scholarship in Economics under the 3rd EDF and 2 study scholarships in Economics and Medical Sciences under the 4th EDF.

The following table lists the countries which have received EDF aid in the Education-Training sector and the type of aid received : infrastructure project (I) and/or technical cooperation (TC).

Country page	FED I	FED II	FED III	FED IV	FED I	FED II	FED III	FED IV	
Algeria 30	I				Madagascar 64	I/TC	I/TC	I/TC	I/TC
Bahamas 104				TC	Malawi 66				I/TC
Barbados 105				TC	Mali 68	I/TC	TC	I/TC	TC
Belize 32				I	Mauritania 70	I/TC	I/TC	I/TC	I/TC
Benin 34	I/TC	I/TC	I/TC	I/TC	Mauritius 72			I	TC
Botswana 106				TC	Netherlands Antilles 74	I/TC	TC	I/TC	I/TC
Burundi 36	TC	I/TC	I/TC	I/TC	New Caledonia 76	I/TC	TC		TC
Cameroon 38	I/TC	I/TC	I/TC	I/TC	Niger 78	I/TC	I/TC	I/TC	I/TC
Cape Verde 107				TC	Nigeria 116				TC
Central African Republic 40	I/TC	I/TC	TC	I/TC	Papoua New Guinea 117				TC
Chad 42	I/TC	I/TC	I/TC	I/TC	Rwanda 80	I/TC	I/TC	TC	I/TC
Comoros 44	I	TC		TC	St. Lucia 125				TC
Congo 46	I/TC	I/TC	TC	TC	St. Pierre and Miquelon 118		TC		
Djibouti 108		TC		TC	Sao Tome Principe 119				TC
Dominica 109				TC	Senegal 82	I/TC	I/TC	I/TC	I/TC
Equatorial Guinea 124				TC	Sierra Leone 84				I/TC
Ethiopia 110				TC	Solomon Islands 86				I
Fiji 111				TC	Somalia 88	I/TC	I/TC	I/TC	I/TC
French Polynesia 48	TC	I/TC			Sudan 90				I/TC
Gabon 50	I/TC	TC	TC	TC	Suriname 92	I/TC	I/TC	I/TC	I/TC
Gambia 52				I/TC	Swaziland 94				I/TC
Ghana 112				TC	Tanzania 96				I/TC
Grenada 124				TC	Togo 98	I/TC	TC	TC	TC
Guinea 54				I/TC	Tonga 125				TC
Guinea Bissau 56				I/TC	Trinidad and Tobago 120				TC
Guyana 113				TC	Uganda 121				TC
Ivory Coast 58	I/TC	I/TC	I/TC	TC	Upper Volta 100	I/TC	I/TC	I/TC	TC
Jamaica 60				I/TC	Western Samoa 122				TC
Kenya 114				TC	Zaire 102	I/TC	I/TC	I/TC	I/TC
Lesotho 115				TC	Zambia 123				TC
Liberia 62				I/TC	Regional Projects 126		TC	I/TC	I/TC

# Algeria

## Basic information

Area : 2,381,741 km<sup>2</sup>  
 Population (1979) : 17,635,000  
 GNP/capita (1979) : \$ 1,580

30

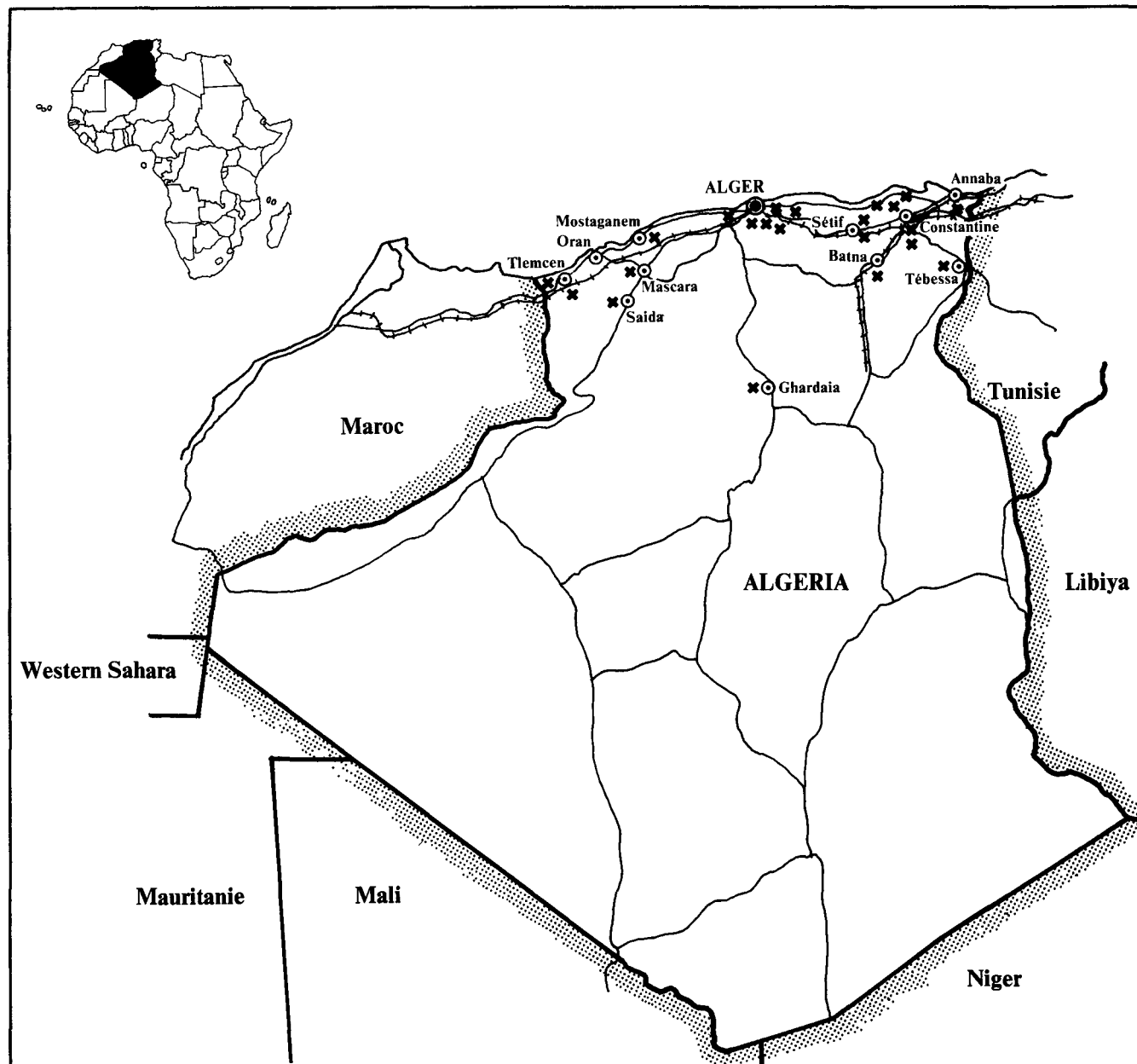
- Primary Classroom
- ◆ General Secondary School
- ✕ Vocational Secondary School
- ▲ Higher Education Institute

## Education-Training Sector

Algeria participated in the 1st EDF.  
 For Education-Training, a total of 4,385,000 ECU was received, representing +/- 0.8% of the total EDF aid in this sector, or +/- 21% of the total EDF aid received by this country.

## Infrastructure Projects

All of the aid went towards the financing of infrastructure projects. 90% of this sum was used for the construction and equipping of 20 vocational and technical secondary schools and 10% for the extension of 2 vocational and technical schools.



EDF Financial Commitments in the Education-Training Sector (in '000 ECU)

	EDFI	EDFII	EDFIII	EDFIV	Total
Education-Training	4 385				4 385
% relative to total EDF aid	21%				21%
Infrastructure Projects	4 385				4 385
	100%				100%
Technical Cooperation	-				-
Scholars. progr.	-				-
Techn. assist.	-				-



# Educational Infrastructure

**Educational Facilities Assisted by the EDF :**  
**number and financial commitments by level of education (in '000 ECU)**

Level	EDF I		EDF II		EDF III		EDF IV		Total	
	No.	Cost	No.	Cost	No.	Cost	No.	Cost	No.	Cost
Primary										
Classrooms	-	-							-	-
General Secondary									-	-
Schools	-	-							-	-
Vocational Secondary	22	4 385							22	4 385
Schools										
Higher Education									-	-
Institutes	-	-							-	-
<b>Total Cost</b>		<b>4 385</b>								<b>4 385</b>
<i>% of these commitments in relation to those for infrastructure projects in all sectors</i>										
		21%								21%

## Summary of Educational Infrastructure Projects (in '000 ECU)

Project Title	Location	New Facilities		Extensions-Improvements		Admissions Capacity
		No.	Cost	No.	Cost	
<b>Vocational Secondary Schools</b>						
<b>EDF I :</b>						
Construction of 15 Agricultural Vocational Training Centres	8U/7R	15	2 734	-	-	750
Construction of 4 Domestic Agricultural Schools	Urban	4	911	-	-	200
Extension of the Tlemcen Apprenticeship Centre	Urban	-	-	1	148	-
Extension of the Apprenticeship Centre in Bougie	Urban	-	-	1	276	204
Construction of an Intensive Vocational Training Centre	Rural	1	316	-	-	180
<b>Total</b>		<b>20</b>	<b>3 961</b>	<b>2</b>	<b>424</b>	<b>1 334</b>
<b>Total Cost</b>			<b>3 961</b>		<b>424</b>	

# Belize

**Basic information**  
 Area : 22,965 km<sup>2</sup>  
 Population (1979) : 150,000  
 GNP/capita (1979) : \$ 1,030

32

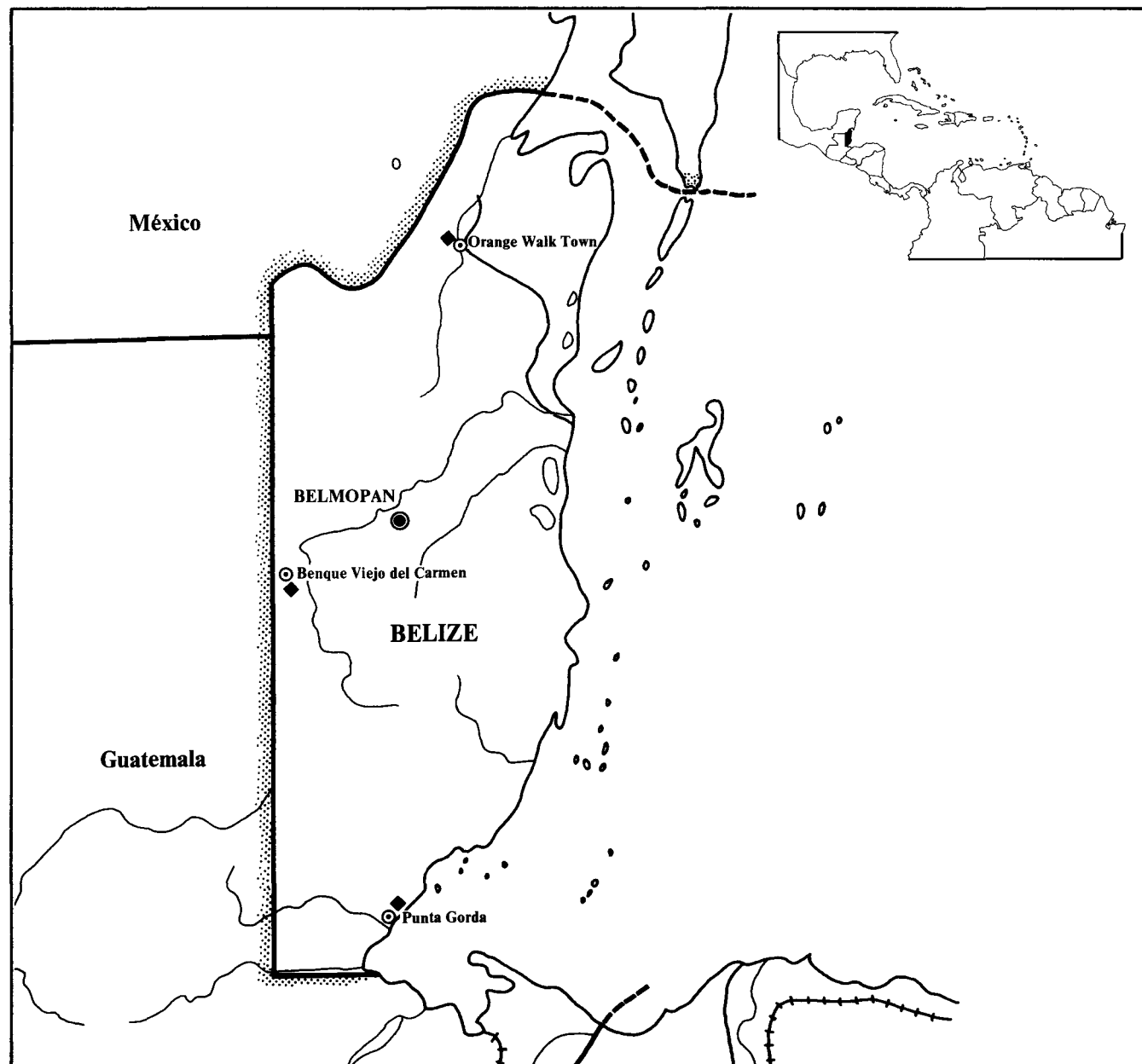
- Primary School
- ◆ General Secondary School
- ✕ Vocational Secondary School
- ▲ Higher Education Institute

## Education-Training Sector

Belize participated in the 4th EDF.  
 For Education-Training, a total of 1,250,000 ECU was received, representing +/- 0.2% of the total EDF aid in this sector, or +/- 37% of the total EDF aid received by this country.

## Infrastructure Projects

All of the aid went towards the financing of infrastructure projects :  
 3 general secondary schools.



## EDF Financial Commitments in the Education-Training Sector (in '000 ECU)

	EDF I	EDF II	EDF III	EDF IV	Total
Education-Training				1 250	1 250
% relative to total EDF aid				37%	37%
Infrastructure Projects				1 250	1 250
				100%	100%
Technical Cooperation				-	-
				0%	0%
Scholars. progr.				-	-
Techn. assist.				-	-

# Educational Infrastructure

**Educational Facilities Assisted by the EDF :**  
**number and financial commitments by level of education (in '000 ECU)**

Level	EDF I		EDF II		EDF III		EDF IV		Total	
	No.	Cost	No.	Cost	No.	Cost	No.	Cost	No.	Cost
Primary							-	-	-	-
General Secondary							3	1 250	3	1 250
Vocational Secondary							-	-	-	-
Higher Education							-	-	-	-
<b>Total Cost</b>								<b>1 250</b>		<b>1 250</b>
<i>% of these commitments in relation to those for infrastructure projects in all sectors</i>								<i>49%</i>		<i>49%</i>

## Summary of Educational Infrastructure Projects (in '000 ECU)

Project Title	Location	No.	New Facilities Cost	Extensions-Improvements No.	Cost	Admissions Capacity
<b>General Secondary Schools</b>						
<b>EDF IV :</b>						
3 Junior Secondary Schools	Rural	3	1 250	-	-	900
<b>Total</b>		<b>3</b>	<b>1 250</b>	<b>-</b>	<b>-</b>	<b>900</b>
<b>Total Cost</b>			<b>1 250</b>		<b>-</b>	

# Benin

**Basic information**  
 Area : 112,622 km<sup>2</sup>  
 Population (1979) : 3,470,000  
 GNP/capita (1979) : \$ 250

Primary : 339,000 students (1978)  
 Secondary : 55,000 students (1978)

34

- Primary School
- ◆ General Secondary School
- ✕ Vocational Secondary School
- ▲ Higher Education Institute

## Education-Training Sector

Benin (Dahomey) participated in the four EDFs.  
 For Education-Training, a total of 10,753,000 ECU was received, representing +/- 2% of the total EDF aid in this sector, or +/- 8% of the total EDF aid received by this country.

### Infrastructure Projects

42% of the aid, or 4,567,000 ECU went towards the financing of infrastructure projects. 84% of this sum was used for the construction and equipping of 60 primary classrooms, 2 general secondary schools and 2 vocational secondary schools; and 16% for the extension of 1 institute of higher education.

### Technical Cooperation

58% of the aid, or 6,186,000 ECU went towards the financing of technical cooperation.

### Scholarship Programmes

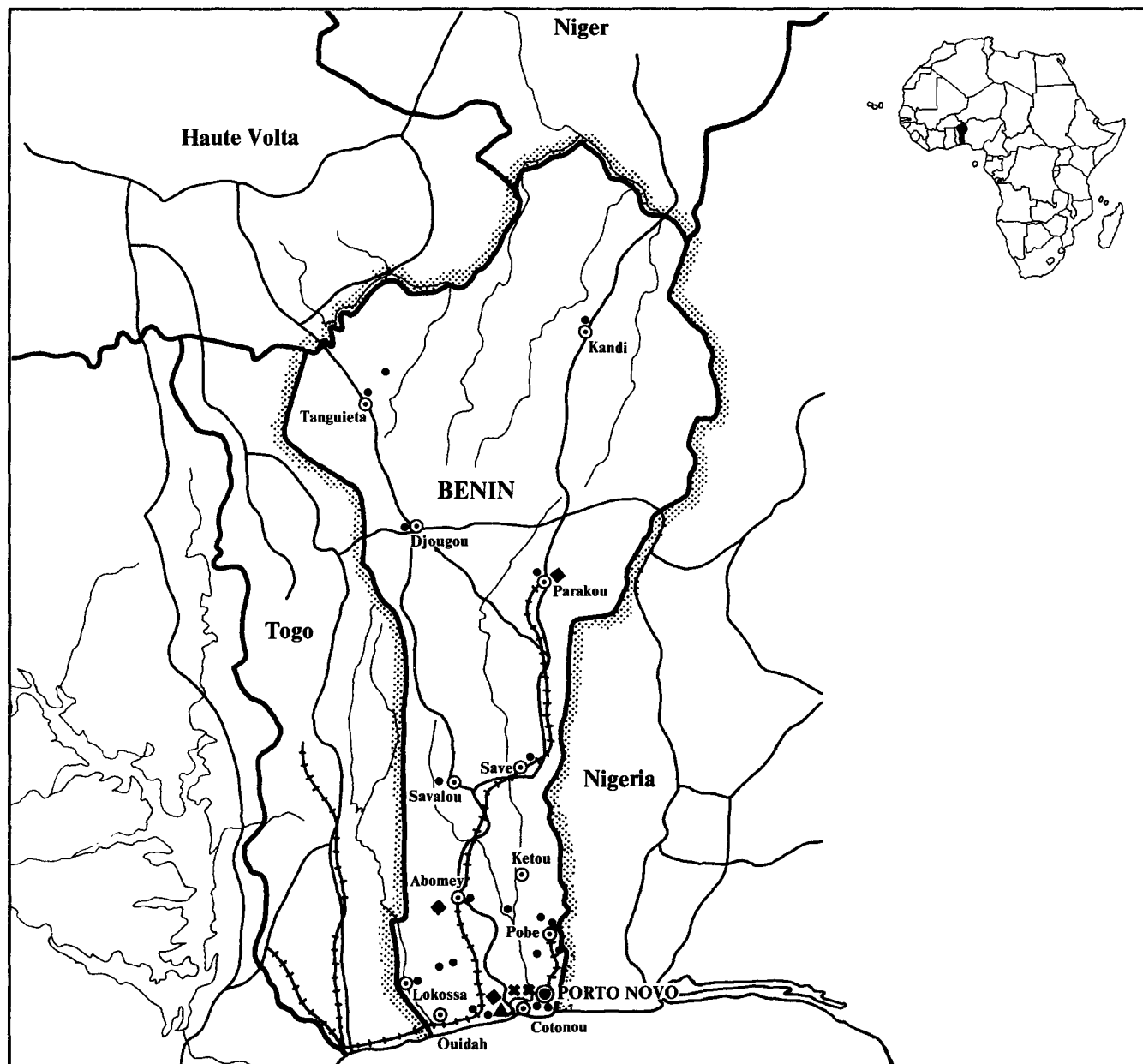
78% of this sum was used for scholarship programmes, under which scholarships were awarded to 1101 individuals. 89% of these scholarships were for studies mainly in Agriculture (31%) and in Medical Sciences (29%); and 11% of these scholarships were for training, primarily in Economics (57%) and in Agriculture (22%). 65% of the scholarships were awarded at the secondary level; 35% were awarded at higher education and post-graduate levels. 62% of the scholarship recipients undertook their studies or training in Benin, 14% in other developing countries or in Israel and 24% in Europe.

### Technical Assistance

22% of this sum was used for technical assistance : mainly for an integrated project in the 3rd EDF, and also for basic and advanced training sessions.

## EDF Financial Commitments in the Education-Training Sector (in '000 ECU)

	EDF I	EDF II	EDF III	EDF IV	Total
<b>Education-Training</b>	<b>2 840</b>	<b>1 763</b>	<b>2 834</b>	<b>3 316</b>	<b>10 753</b>
% relative to total EDF aid	14%	7%	10%	6%	8%
<b>Infrastructure Projects</b>	<b>2 693</b>	<b>385</b>	<b>349</b>	<b>1 140</b>	<b>4 567</b>
	95%	22%	12%	34%	42%
<b>Technical Cooperation</b>	<b>147</b>	<b>1 378</b>	<b>2 485</b>	<b>2 176</b>	<b>6 186</b>
	5%	78%	88%	66%	58%
Scholars. progr.	137	1 378	1 522	1 790	4 827
Techn. assist.	10	-	963	386	1 359



## Educational Infrastructure

Educational Facilities Assisted by the EDF :  
number and financial commitments by level of education (in '000 ECU)

Level	EDF I		EDF II		EDF III		EDF IV		Total	
	No.	Cost	No.	Cost	No.	Cost	No.	Cost	No.	Cost
Primary	60	162	-	-	-	-	-	-	60	162
General Secondary	2	2 309	1	385	-	-	-	-	3	2 694
Vocational Secondary	1	222	-	-	-	-	1	1 140	2	1 362
Higher Education	-	-	-	-	1	349	-	-	1	349
<b>Total Cost</b>		<b>2 693</b>		<b>385</b>		<b>349</b>		<b>1 140</b>		<b>4 567</b>
<i>% of these commitments in relation to those for infrastructure projects in all sectors</i>		13%	2%	2%	4%	5%				

### Summary of Educational Infrastructure Projects (in '000 ECU)

Project Title	Location	No.	New Facilities Cost	Extensions-Improvements No.	Cost	Admissions Capacity
<b>Primary Classrooms</b>						
EDF I:						
Elements for the construction of 20 Primary Classrooms	Rural	60	162	-	-	3 000
<b>Total</b>		<b>60</b>	<b>162</b>	<b>-</b>	<b>-</b>	<b>3 000</b>
<b>General Secondary Schools</b>						
EDF I:						
Mixed Sec. School in Parakou	Urban	1	1 782	-	-	600
Sec. School for Girls in Abomey	Urban	1	527	-	-	270
EDF II:						
Extension of a Secondary School for Girls in Cotonou	Urban	-	-	1	385	500
<b>Total</b>		<b>2</b>	<b>2 309</b>	<b>1</b>	<b>385</b>	<b>1 370</b>
<b>Vocational Secondary Schools</b>						
EDF I:						
Mixed College of Nursing in Cotonou	Urban	1	222	-	-	100
EDF IV:						
Centre for the Promotion of Arts and Crafts in Cotonou	Urban	1	140	-	-	500
<b>Total</b>		<b>2</b>	<b>1 362</b>	<b>-</b>	<b>-</b>	<b>600</b>
<b>Higher Education Institutes</b>						
EDF III:						
National Social-Medical Institute	Urban	-	-	1	349	186
<b>Total</b>		<b>-</b>	<b>-</b>	<b>1</b>	<b>349</b>	<b>186</b>
<b>Total Cost</b>			<b>3 833</b>		<b>734</b>	

## Scholarships

Number of Study (s) and Training (t) Scholarships Financed by the EDF by Discipline

Discipline	EDF I		EDF II		EDF III		EDF IV		Total		% of scholarships by discipline		
	s	t	s	t	s	t	s	t	s	t	0%	20%	40%
General Studies	-	-	-	-	-	-	-	-	-	-			
Humanities	-	-	2	0	-	-	-	-	2	0	1		
Education	1	0	3	1	-	-	140	0	144	1			
Fine Arts	1	1	2	0	-	-	2	0	5	1	1		
Administration	-	-	2	1	2	0	0	9	4	10	1		
Social Sciences	10	0	1	1	-	-	35	0	46	1			
Economics	17	5	53	26	15	8	39	30	124	69			
Natural Sciences	1	0	21	0	3	0	-	-	25	0			
Engineering	6	4	26	2	9	1	2	0	43	7			
Medical Sciences	16	1	46	2	109	0	112	1	283	4			
Agriculture	4	2	71	20	109	1	121	4	305	27			
Others	-	-	-	-	-	-	-	-	-	-			
<b>Total</b>	<b>56</b>	<b>13</b>	<b>227</b>	<b>53</b>	<b>247</b>	<b>10</b>	<b>451</b>	<b>44</b>	<b>981</b>	<b>120</b>			
<b>General Total</b>	<b>69</b>		<b>280</b>		<b>257</b>		<b>495</b>		<b>1 101</b>				

### Distribution of EDF Scholarships by Level of Education

Level	EDF I	EDF II	EDF III	EDF IV	Total	% of scholarships by level		
						0%	50%	100%
Secondary	49%	54%	88%	61%	65%			
Higher Education	45%	34%	9%	38%	31%			
Post Graduate	6%	12%	3%	1%	4%			

### Number and Success Rates of EDF Scholarship Holders by Place of Study (Country of Origin, ACP and EEC)

	Success Rates of Scholarship Holders				Scholarship Holders by Place of Study				% of Holders				
	Scholarsh. completed	C.O.	ACP	EEC	C.O.	ACP	EEC	0	25	50	75	100	
EDF I	69	100%	20%	83%	5	10 1)	54						
EDF II	280	90%	71%	76%	85	75 2)	120						
EDF III	256	95%	100%	80%	210	16 3)	31						
EDF IV					393	48	54						
<b>Total</b>					<b>693</b>	<b>149</b>	<b>259</b>						
								C.O. ACP EEC					

- 1) including 5 who studied in Israel  
2) including 34 who studied in Israel  
3) including 4 who studied in Israel

# Burundi

**Basic information**  
 Area : 27,834 km<sup>2</sup>  
 Population (1979) : 4,380,000  
 GNP/capita (1979) : \$ 180

Primary : 131,000 students (1976)  
 Secondary : 13,000 students (1976)

- Primary School
- ◆ General Secondary School
- ✕ Vocational Secondary School
- ▲ Higher Education Institute

## Education-Training Sector

Burundi participated in the four EDFs.

For Education-Training, a total of 15,939,000 ECU was received, representing +/- 3% of the total EDF aid in this sector, or +/- 14% of the total EDF aid received by this country.

### Infrastructure Projects

49% of the aid, or 7,833,000 ECU went towards the financing of infrastructure projects. 98% of this sum was used for the construction and equipping of 1 technical secondary school and 3 institutes for higher education; and 2% for the extension of 1 technical secondary school.

### Technical Cooperation

51% of the aid, or 8,106,000 ECU went towards the financing of technical cooperation.

### Scholarship Programmes

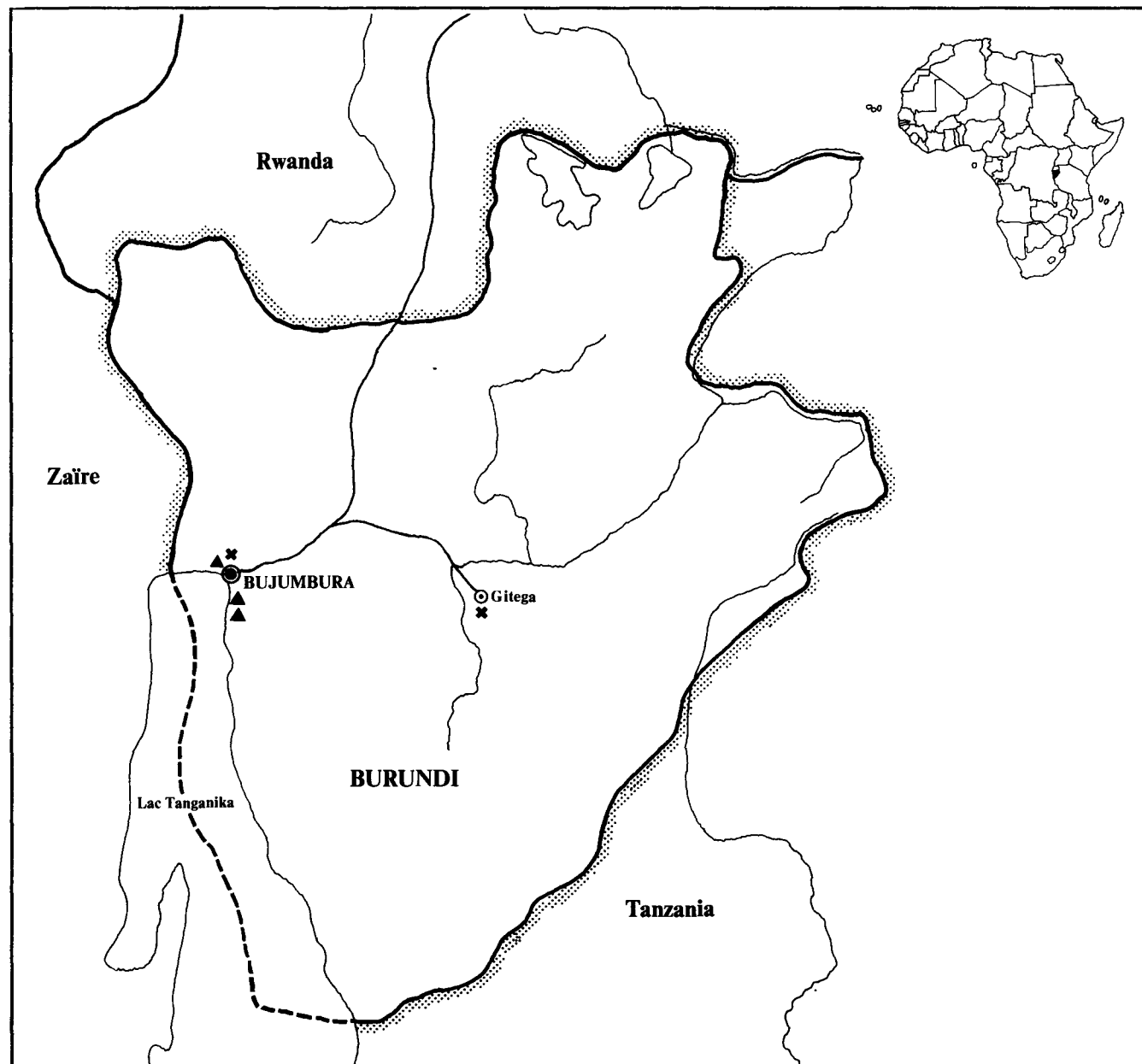
94% of this sum was used for scholarship programmes, under which scholarships were awarded to 896 individuals. 93% of these scholarships were for studies mainly in Engineering (51%) and in Economics (28%); and 7% of these scholarships were for training, primarily in Economics (42%) and in Engineering (30%). 42% of the scholarships were awarded at the secondary level; 58% were awarded at higher education and post-graduate levels. 51% of the scholarship recipients undertook their studies or training in Burundi, 7% in other developing countries or in Israel and 42% in Europe.

### Technical Assistance

6% of this sum was used for technical assistance : in the form of basic and advanced training sessions.

**EDF Financial Commitments in the Education-Training Sector**  
 (in '000 ECU)

	EDF I	EDF II	EDF III	EDF IV	Total
<b>Education-Training</b>	142	4 086	3 796	7 915	15 939
<b>% relative to total EDF aid</b>	31%	19%	11%	15%	14%
<b>Infrastructure Projects</b>	-	1 939	1 774	4 120	7 833
	0%	47%	47%	52%	49%
<b>Technical Cooperation</b>	142	2 147	2 022	3 795	8 106
	100%	53%	53%	48%	51%
Scholars. progr.	142	2 147	2 022	3 295	7 606
Techn. assist.	-	-	-	500	500



## Educational Infrastructure

Educational Facilities Assisted by the EDF :  
number and financial commitments by level of education (in '000 ECU)

Level	EDF I		EDF II		EDF III		EDF IV		Total	
	No.	Cost	No.	Cost	No.	Cost	No.	Cost	No.	Cost
Primary Classrooms	-	-	-	-	-	-	-	-	-	-
General Secondary Schools	-	-	-	-	-	-	-	-	-	-
Vocational Secondary Schools	-	-	2	1 407	-	-	-	-	2	1 407
Higher Education Institutes	-	-	1	532	1	1 774	1	4 120	3	6 426
<b>Total Cost</b>				<b>1 939</b>		<b>1 774</b>		<b>4 120</b>		<b>7 833</b>
<i>% of these commitments in relation to those for infrastructure projects in all sectors</i>										
		0%		13%		6%		10%		9%

### Summary of Educational Infrastructure Projects (in '000 ECU)

Project Title	Location	No.	New Facilities Cost	Extensions-Improvements No.	Cost	Admissions Capacity
<b>Vocational Secondary Schools</b>						
<b>EDF II :</b>						
Electricity Department for the Technical School in Bujumbura	Urban	-	-	1	160	80
Technical Agricultural College in Kitaga	Urban	1	1 247	-	-	250
<b>Total</b>		<b>1</b>	<b>1 247</b>	<b>1</b>	<b>160</b>	<b>330</b>
<b>Higher Education Institutes</b>						
<b>EDF II :</b>						
National College of Administration	Urban	1	532	-	-	170
<b>EDF III :</b>						
Teaching College in Bujumbura	Urban	1	1 774	-	-	200
<b>EDF IV :</b>						
Science Department in Bujumbura	Urban	1	4 120	-	-	220
<b>Total</b>		<b>3</b>	<b>6 426</b>			<b>590</b>
<b>Total Cost</b>			<b>7 673</b>		<b>160</b>	

## Scholarships

Number of Study (s) and Training (t) Scholarships Financed by the EDF by Discipline

Discipline	EDF I		EDF II		EDF III		EDF IV		Total		% of scholarships by discipline			
	s	t	s	t	s	t	s	t	s	t	s	t		
General Studies	-	-	-	-	-	-	-	-	-	-	-	-	-	
Humanities	-	-	-	-	-	-	2	0	2	0	1	0	1	
Education	-	-	2	0	1	0	-	-	3	0	1	0	1	
Fine Arts	3	0	3	0	0	1	5	1	11	2	1	1	1	
Administration	1	0	-	-	-	-	0	1	1	1	1	1	1	
Social Sciences	5	0	1	0	-	-	2	0	8	0	1	0	1	
Economics	11	1	81	2	79	8	63	17	234	28	1	1	1	
Natural Sciences	5	0	4	0	5	0	25	0	39	0	1	0	1	
Engineering	27	0	101	4	88	12	207	4	423	20	1	1	1	
Medical Sciences	5	0	3	0	9	0	21	7	38	7	1	1	1	
Agriculture	16	2	11	3	19	1	24	3	70	9	1	1	1	
Others	-	-	-	-	-	-	-	-	-	-	-	-	-	
<b>Total</b>	<b>73</b>	<b>3</b>	<b>206</b>	<b>9</b>	<b>201</b>	<b>22</b>	<b>349</b>	<b>33</b>	<b>829</b>	<b>67</b>				
<b>General Total</b>	<b>76</b>		<b>215</b>		<b>223</b>		<b>382</b>		<b>896</b>					

### Distribution of EDF Scholarships by Level of Education

Level	EDF I		EDF II		EDF III		EDF IV		Total		% of scholarships by level			
	s	t	s	t	s	t	s	t	s	t	s	t		
Secondary	30%		44%		34%		48%		42%		1	0	1	
Higher Education	70%		56%		63%		51%		57%		1	0	1	
Post Graduate	-		-		63%		1%		1%		1	0	1	

### Number and Success Rates of EDF Scholarship Holders by Place of Study (Country of Origin, ACP and EEC)

	Success Rates of Scholarship Holders				Scholarship Holders by Place of Study				% of holders						
	Scholarsh. completed	C.O.	ACP	EEC	C.O.	ACP	EEC	C.O.	ACP	EEC	0	25	50	75	100
<b>EDF I</b>	76	-	-	58%	-	21)	74								
<b>EDF II</b>	213	42%	85%	72%	67	172)	131								
<b>EDF III</b>	195	44%	81%	83%	124	29	70								
<b>EDF IV</b>					265	15	102								
<b>Total</b>					<b>456</b>	<b>63</b>	<b>377</b>								

1) all studied in Israel

2) including 3 who studied in Israel

# Cameroon

**Basic information:**  
 Area : 475,442 km<sup>2</sup>  
 Population (1979) : 8,250,000  
 GNP/capita (1979) : \$ 560

Primary : 1,193,000 students (1977)  
 Secondary : 182,000 students (1977)

- Primary Education (average of 5 classrooms)
- ◆ General Secondary School
- ✕ Vocational Secondary School
- ▲ Higher Education Institute

## Education-Training Sector

Cameroon participated in the four EDFs.

For Education-Training, a total of 31,168,000 ECU was received, representing +/- 6% of the total EDF aid in this sector, or +/- 14% of the total EDF aid received by this country.

### Infrastructure Projects

70% of the aid, or 21,873,000 ECU went towards the financing of infrastructure projects. 50% of this sum was used for the construction and equipping of 703 primary classrooms, 3 vocational secondary schools and 2 institutes of higher education; and 50% for the extension and/or equipping of 282 primary classrooms, 3 general secondary schools and 101 vocational and technical secondary schools.

### Technical Cooperation

30% of the aid, or 9,295,000 ECU went towards the financing of technical cooperation.

### Scholarship Programmes

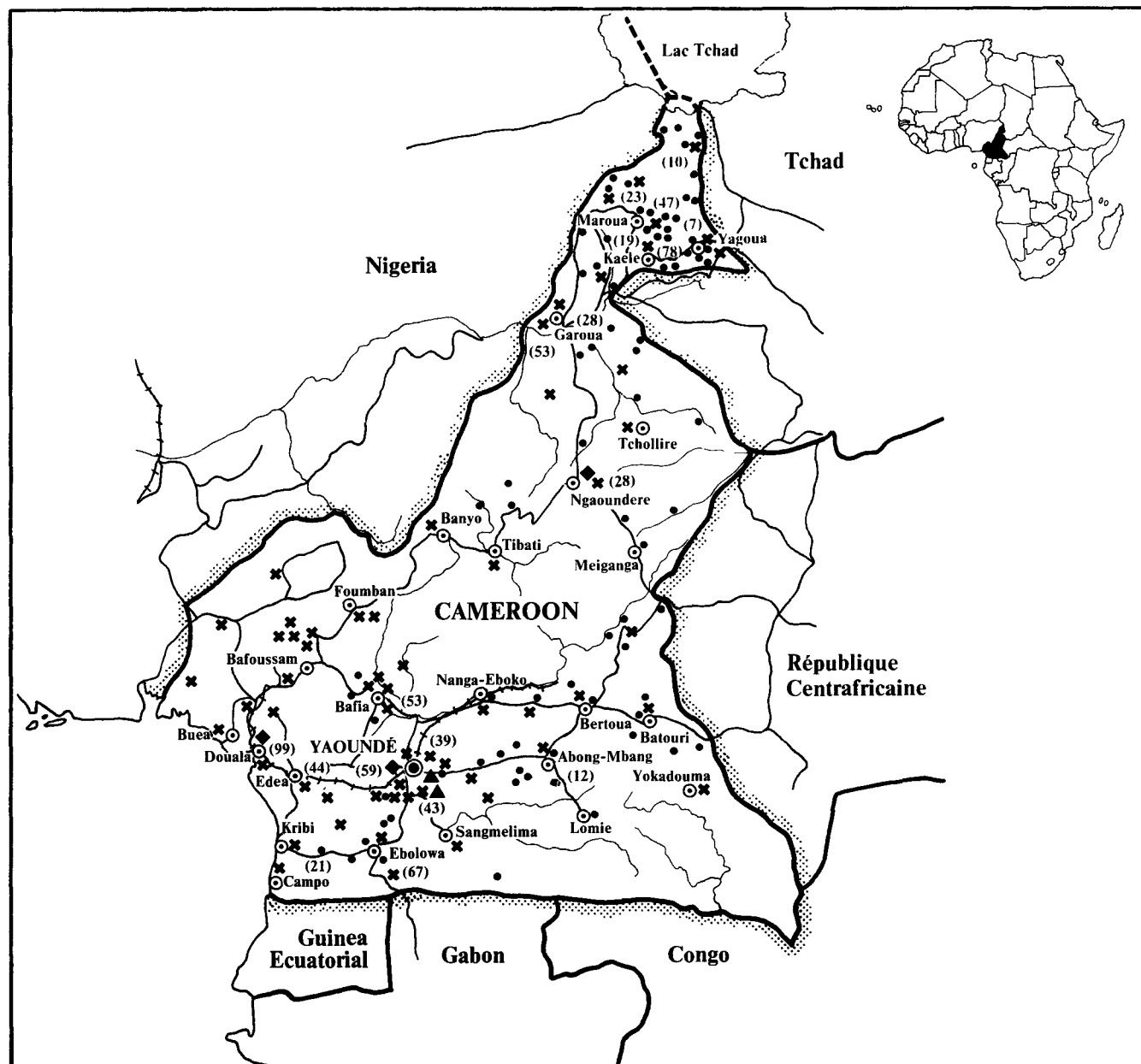
85% of this sum was used for scholarship programmes, under which scholarships were awarded to 1,503 individuals. 78% of these scholarships were for studies mainly in Economics (36%) and in Engineering (29%); and 22% of these scholarships were for training, primarily in Economics (76%) and in Engineering (17%). 53% of the scholarships were awarded at the secondary level; 47% were awarded at higher education and post-graduate levels. 72% of the scholarship recipients undertook their studies or training in Cameroon, 4% in other developing countries or in Israel and 24% in Europe.

### Technical Assistance

6% of this sum was used for technical assistance : mainly for the sending of instructors-trainers.

## EDF Financial Commitments in the Education-Training Sector (in '000 ECU)

	EDF I	EDF II	EDF III	EDF IV	Total
Education-Training	8 919	3 957	13 095	5 197	31 168
% relative to total EDF aid	20%	7%	21%	9%	14%
Infrastructure Projects	8 713	222	10 341	2 597	21 873
	98%	1%	79%	50%	70%
Technical Cooperation	206	3 735	2 754	2 600	9 295
	2%	94%	21%	50%	30%
Scholars. progr.	206	3 221	2 716	1 721	7 864
Techn. assist.	-	514	38	879	1 431





## Educational Infrastructure

Educational Facilities Assisted by the EDF :  
number and financial commitments by level of education (in '000 ECU)

Level		EDF I		EDF II		EDF III		EDF IV		Total	
		No.	Cost	No.	Cost	No.	Cost	No.	Cost	No.	Cost
Primary	Classrooms	712	6 117	-	-	273	3 079	-	-	985	9 196
General Secondary	Schools	2	1 053	-	-	1	1 161	-	-	3	2 214
Vocational Secondary	Schools	1	474	-	-	5	6 101	98	2 597	104	9 172
Higher Education	Institutes	1	1 069	1	222	-	-	-	-	2	1 291
<b>Total Cost</b>			<b>8 713</b>		<b>222</b>		<b>10 341</b>		<b>2 597</b>		<b>21 873</b>
<i>% of these commitments in relation to those for infrastructure projects in all sectors</i>			19%		8%		22%		14%		16%

### Summary of Educational Infrastructure Projects (in '000 ECU)

Project Title	Location	No.	New Facilities Cost	Extensions-Improvements No.	Cost	Admissions Capacity
<b>Primary Classrooms</b>						
<b>EDF I :</b>						
N'Gaoundere Primary Schools	Rural	430	3 694	282	2 423	33 176
<b>EDF III :</b>						
North Cameroon Constructions	Rural	273	3 079	-	-	12 720
<b>Total</b>		<b>703</b>	<b>6 773</b>	<b>282</b>	<b>2 423</b>	<b>45 898</b>
<b>General Secondary Schools</b>						
<b>EDF I :</b>						
N'Gaoundere Secondary School	Urban	-	-	1	324	140
Libermann Secondary School	Urban	-	-	1	729	260
<b>EDF III :</b>						
Vogt Secondary School in Yaoundé	Urban	-	-	1	1 161	320
<b>Total</b>		-	-	<b>3</b>	<b>2 214</b>	<b>720</b>
<b>Vocational Secondary Schools</b>						
<b>EDF I :</b>						
Agricultural School	Rural	1	474	-	-	40
<b>EDF III :</b>						
Technical Colleges	Urban	2	2 402	3	3 699	763
<b>EDF IV :</b>						
6 Technical Colleges, 57 Rural Arts and Crafts Centres and 35 Domestic Science Centres	6-U/92-R	-	-	98	2 597	5 960
<b>Total</b>		<b>3</b>	<b>2 876</b>	<b>101</b>	<b>6 296</b>	<b>6 763</b>
<b>Higher Education Institutes</b>						
<b>EDF I :</b>						
Teaching College in Yaoundé	Urban	1	1 069	-	-	200
<b>EDF II :</b>						
Inter-African Centre for Statistics	Urban	1	222	-	-	*
<b>Total</b>		<b>2</b>	<b>1 291</b>	-	-	<b>200</b>
<b>Total Costs</b>			<b>10 940</b>		<b>10 933</b>	

## Scholarships

Number of Study (s) and Training (t) Scholarships Financed by the EDF  
by Discipline

Discipline	EDF I		EDF II		EDF III		EDF IV		Total		% of scholarships by discipline		
	s	t	s	t	s	t	s	t	s	t	0%	35%	70%
General Studies	-	-	-	-	-	-	-	-	-	-			
Humanities	-	-	-	-	3	0	0	2	3	2			
Education	2	1	4	1	1	1	-	-	7	3			
Fine Arts	-	-	2	2	2	0	1	0	5	2			
Administration	2	1	0	1	0	1	-	-	2	3			
Social Sciences	4	0	2	0	1	0	-	-	7	0			
Economics	61	8	262	229	105	1	4	12	432	250			
Natural Sciences	3	0	4	0	12	0	-	-	19	0			
Engineering	18	26	41	24	181	6	104	0	344	56			
Medical Sciences	7	1	25	1	17	2	-	-	49	4			
Agriculture	12	2	70	2	129	0	97	3	308	7			
Others	-	-	-	-	-	-	-	-	-	-			
<b>Total</b>	<b>109</b>	<b>39</b>	<b>410</b>	<b>260</b>	<b>451</b>	<b>11</b>	<b>206</b>	<b>17</b>	<b>1176</b>	<b>327</b>			
<b>General Total</b>	<b>148</b>		<b>670</b>		<b>462</b>		<b>223</b>		<b>1 503</b>				

### Distribution of EDF Scholarships by Level of Education

Level	EDF I	EDF II	EDF III	EDF IV	Total	% of scholarships by level		
						0%	50%	100%
Secondary	53%	69%	9%	100%	53%			
Higher Education	44%	29%	88%	-	45%			
Post Graduate	3%	2%	3%	-	2%			

### Number and Success Rates of EDF Scholarship Holders by Place of Study (Country of Origin, ACP and EEC)

	Success Rates of Scholarship Holders			Scholarship Holders by Place of Study			% of holders					
	Scholarsh. completed	C.O.	ACP	EEC	C.O.	ACP	EEC	0	25	50	75	100
<b>EDF I</b>	148	86%		86%	29	6 1)	113					
<b>EDF II</b>	669	86%	93%	77%	476	32 2)	162					
<b>EDF III</b>	437	85%		67%	379	12	71					
<b>EDF IV</b>					200	6	17					
<b>Total</b>					<b>1 084</b>	<b>56</b>	<b>363</b>					

1) including 5 who studied in Israel  
2) including 18 who studied in Israel

\* Information not available

# Central African Republic

**Basic information**  
 Area : 622,984 km<sup>2</sup>  
 Population (1979) : 2,305,000  
 GNP/capita (1979) : \$ 290

Primary : 241,000 students (1974)  
 Secondary : 24,000 students (1974)

- Primary Classroom
- ◆ General Secondary School
- ✕ Vocational Secondary School
- ▲ Higher Education Institute

## Education-Training Sector

Central African Republic participated in the four EDFs. For Education-Training, a total of 12,345,000 ECU was received, representing +/- 2% of the total EDF aid in this sector, or +/- 10% of the total EDF aid received by this country.

## Infrastructure Projects

64% of the aid, or 7,927,000 ECU went towards the financing of infrastructure projects. 89% of this sum was used for the construction and equipping of 218 primary classrooms, 2 technical secondary schools and 3 institutes of higher education; and 11% for the equipping of 8 primary classrooms and the extension of 7 general secondary schools and 2 institutes of higher education.

## Technical Cooperation

36% of the aid, or 4,418,000 ECU went towards the financing of technical cooperation.

## Scholarship Programmes

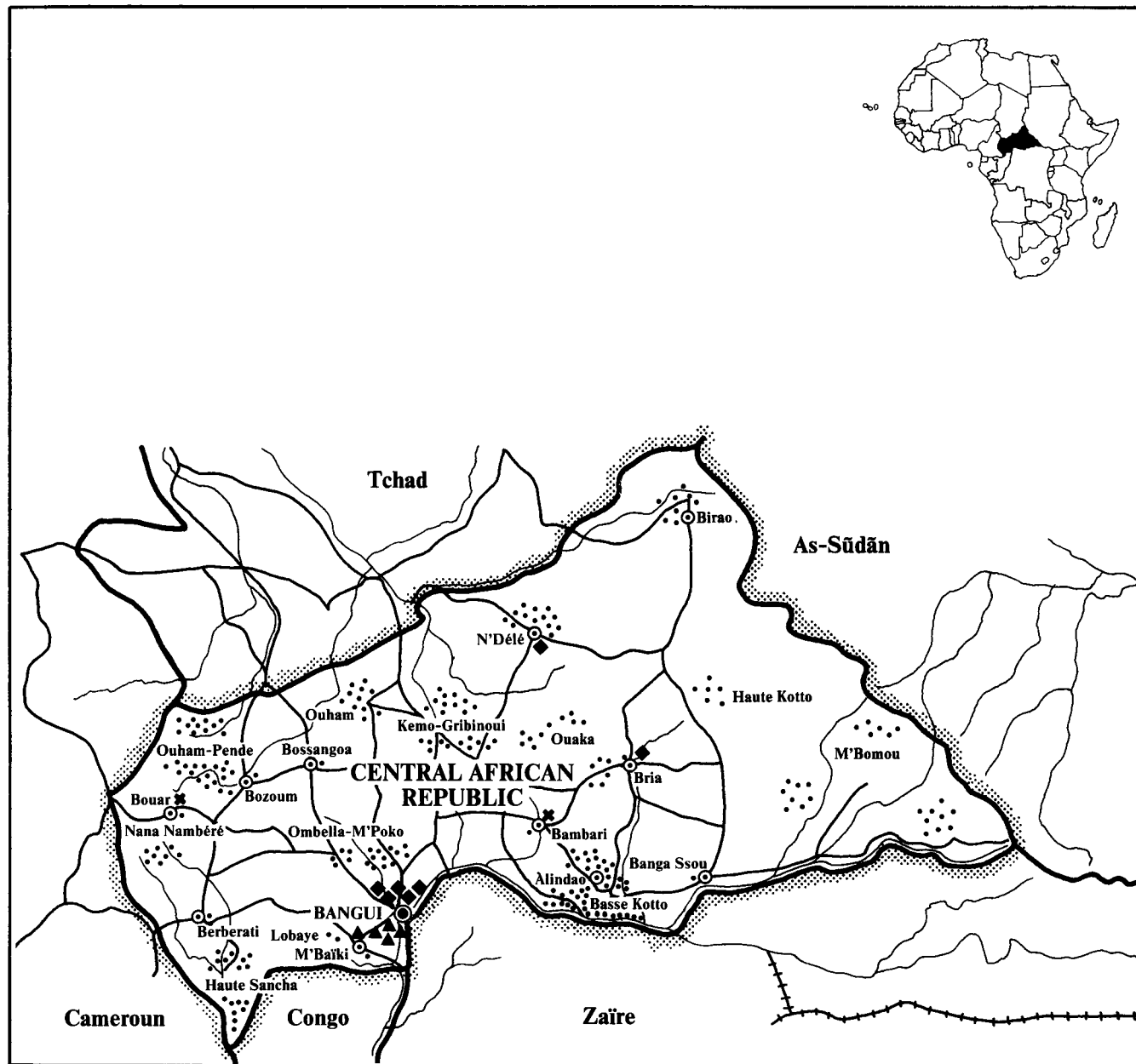
65% of this sum was used for scholarship programmes, under which scholarships were awarded to 692 individuals. 71% of these scholarships were for studies mainly in Agriculture (62%) and in Economics (23%); and 29% of these scholarships were for training, primarily in Economics (38%) and in Engineering (32%). 70% of the scholarships were awarded at the secondary level; 30% were awarded at higher education and post-graduate levels. 56% of the scholarship recipients undertook their studies or training in the Central African Republic, 22% in other developing countries and 22% in Europe.

## Technical Assistance

35% of this sum was used for technical assistance : for 1 integrated project (under the 3rd EDF) and for the sending of instructors-trainers.

**EDF Financial Commitments in the Education-Training Sector (in '000 ECU)**

	EDF I	EDF II	EDF III	EDF IV	Total
<b>Education-Training</b>	<b>5 705</b>	<b>1 239</b>	<b>2 108</b>	<b>3 293</b>	<b>12 345</b>
% relative to total EDF aid	35%	4%	7%	7%	10%
<b>Infrastructure Projects</b>	<b>5 656</b>	<b>498</b>	<b>-</b>	<b>1 773</b>	<b>7 927</b>
	99%	40%	0%	54%	64%
<b>Technical Cooperation</b>	<b>49</b>	<b>741</b>	<b>2 108</b>	<b>1 520</b>	<b>4 418</b>
	1%	60%	100%	46%	36%
Scholars. progr.	49	601	867	1 346	2 863
Techn. assist.	-	140	1 241	174	1 555



## Educational Infrastructure

Educational Facilities Assisted by the EDF :  
number and financial commitments by level of education (in '000 ECU)

Level	EDF I		EDF II		EDF III		EDF IV		Total	
	No.	Cost	No.	Cost	No.	Cost	No.	Cost	No.	Cost
Primary Classrooms	226	2 665	-	-	-	-	-	-	226	2 665
General Secondary Schools	7	101	-	-	-	-	-	-	7	101
Vocational Secondary Schools	2	1 333	-	-	-	-	-	-	2	1 333
Higher Education Institutes	3	1 557	1	498	-	-	1	1 773	5	3 828
<b>Total Cost</b>		<b>5 656</b>		<b>498</b>				<b>1 773</b>		<b>7 927</b>
<i>% of these commitments in relation to those for infrastructure projects in all sectors</i>										
		35%		2%				6%		9%

### Summary of Educational Infrastructure Projects (in '000 ECU)

Project Title	Location	No.	New Facilities Cost	Extensions-Improvements No.	Cost	Admissions Capacity
<b>Primary Classrooms</b>						
<b>EDF I:</b>						
School Construction	Rural	216	2 440	-	-	10 368
Rural Vocational Training	Rural	2	45	8	180	800
<b>Total</b>		<b>218</b>	<b>2 485</b>	<b>8</b>	<b>180</b>	<b>11 168</b>
<b>General Secondary Schools</b>						
<b>EDF I:</b>						
Extension of 7 Secondary Schools	Urban	-	-	7	101	1 000
<b>Total</b>				<b>7</b>	<b>101</b>	<b>1 000</b>
<b>Vocational Secondary Schools</b>						
<b>EDF I:</b>						
Bouar Tech. School for Stock Farming	Urban	1	300	-	-	30
Tech. Agricultural School in Bambari	Urban	1	1 033	-	-	120
<b>Total</b>		<b>2</b>	<b>1 333</b>			<b>150</b>
<b>Higher Education Institutes</b>						
<b>EDF I:</b>						
Inter-State School for the Training of Customs Officials in Bangui	Urban	1	267	-	-	200 *
Institute of Agronomy in Wakombo**	Urban	1	1 236	-	-	215
Extension of the National Teaching Institute	Urban	-	-	1	54	-
<b>EDF II:</b>						
National College of Administration	Urban	-	-	1	498	60
<b>EDF IV:</b>						
Bangui Teaching College	Urban	1	1 773	-	-	120
<b>Total</b>		<b>3</b>	<b>3 276</b>	<b>2</b>	<b>552</b>	<b>595</b>
<b>Total Cost</b>			<b>7 094</b>		<b>833</b>	

## Scholarships

Number of Study (s) and Training (t) Scholarships Financed by the EDF by Discipline

Discipline	EDF I		EDF II		EDF III		EDF IV		Total		% of scholarships by discipline
	s	t	s	t	s	t	s	t	s	t	
General Studies	-	-	-	-	-	-	-	-	-	-	0%
Humanities	-	-	-	-	1	0	-	-	1	0	35%
Education	-	-	0	5	1	2	-	-	1	7	70%
Fine Arts	3	1	1	3	2	3	-	-	6	7	
Administration	1	0	-	-	11	6	4	32	16	38	
Social Sciences	1	1	-	-	2	0	9	0	12	1	
Economics	10	1	28	8	46	37	28	32	112	78	
Natural Sciences	-	-	2	0	2	0	1	0	5	0	
Engineering	5	11	6	41	8	10	3	2	22	64	
Medical Sciences	3	0	1	0	1	0	4	1	9	1	
Agriculture	-	-	59	1	47	4	199	2	305	7	
Others	-	-	-	-	-	-	-	-	-	-	
<b>Total</b>	<b>23</b>	<b>14</b>	<b>97</b>	<b>58</b>	<b>121</b>	<b>62</b>	<b>248</b>	<b>69</b>	<b>489</b>	<b>203</b>	
<b>General Total</b>	<b>37</b>		<b>155</b>		<b>183</b>		<b>317</b>		<b>692</b>		

### Distribution of EDF Scholarships by Level of Education

Level	EDF I		EDF II		EDF III		EDF IV		Total		% of scholarships by level
	s	t	s	t	s	t	s	t	s	t	
Secondary	73%		92%		61%		64%		70%		
Higher Education	24%		7%		39%		35%		29%		
Post Graduate	3%		1%				1%		1%		

### Number and Success Rates of EDF Scholarship Holders by Place of Study (Country of Origin, ACP and EEC)

	Success Rates of Scholarship Holders				Scholarship Holders by Place of Study				% of holders			
	Scholarsh. completed	C.O.	ACP	EEC	C.O.	ACP	EEC	0 25 50 75 100				
								C.O.		ACP	EEC	
<b>EDF I</b>	37	67%	67%	65%	-	3	34					
<b>EDF II</b>	155	91%	72%	50%	81	45 1)	29					
<b>EDF III</b>	168	88%	88%	35%	70	58 2)	55					
<b>EDF IV</b>					240	46	31					
<b>Total</b>					<b>391</b>	<b>152</b>	<b>149</b>					

1) including 7 who studied in Israel

2) including 2 who studied in Israel

\* estimation

\*\* for middle and higher management

# Chad

**Basic information**  
 Area : 1,284,000 km<sup>2</sup>  
 Population (1979) : 4,420,000  
 GNP/capita (1979) : \$ 110

Primary : 211,000 students (1976)  
 Secondary : 19,600 students (1976)

- Primary Classroom
- ◆ General Secondary School
- ✕ Vocational Secondary School
- ▲ Higher Education Institute

## Education-Training Sector

Chad participated in the four EDFs.

For Education-Training, a total of 14,739,000 ECU was received, representing +/- 3% of the total EDF aid in this sector, or +/- 9% of the total EDF aid received by this country.

### Infrastructure Projects

47% of the aid, or 7,009,000 ECU went towards the financing of infrastructure projects. 46% of this sum was used for the construction and equipping of 100 primary classrooms, 1 general secondary school, 2 vocational secondary schools and 1 institute of higher education; and 54% for the refurbishing and extension of 2 general secondary schools and 4 vocational and technical secondary schools.

### Technical Cooperation

53% of the aid, or 7,730,000 ECU went towards the financing of technical cooperation.

### Scholarship Programmes

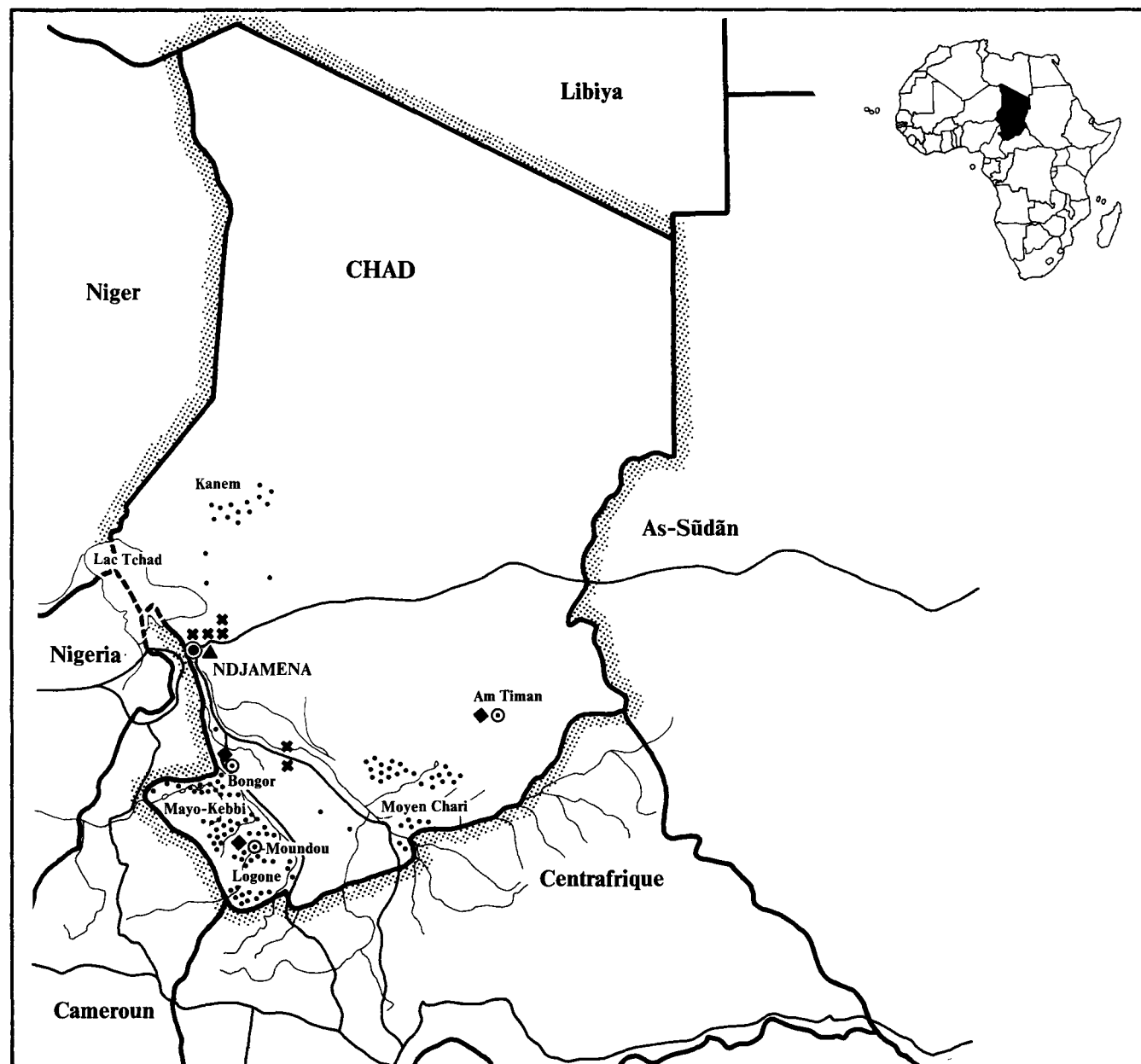
96% of this sum was used for scholarship programmes, under which scholarships were awarded to 829 individuals. 95% of these scholarships were for studies mainly in Economics (25%) and in Engineering (22%); and 5% of these scholarships were for training, primarily in Economics (63%) and in Engineering (21%). 52% of the scholarships were awarded at the secondary level; 48% were awarded at higher education and post-graduate levels. 44% of the scholarship recipients undertook their studies or training in Chad, 42% in other developing countries or in Israel and 14% in Europe.

### Technical Assistance

4% of this sum was used for technical assistance : for basic and advanced training sessions.

**EDF Financial Commitments in the Education-Training Sector**  
 (in '000 ECU)

	EDF I	EDF II	EDF III	EDF IV	Total
<b>Education-Training</b>	<b>1 700</b>	<b>2 373</b>	<b>4 096</b>	<b>6 570</b>	<b>14 739</b>
% relative to total EDF aid	6%	7%	9%	11%	9%
<b>Infrastructure Projects</b>	<b>1 552</b>	<b>1 486</b>	<b>2 186</b>	<b>1 785</b>	<b>7 009</b>
	91%	63%	53%	27%	47%
<b>Technical Cooperation</b>	<b>148</b>	<b>887</b>	<b>1 910</b>	<b>4 785</b>	<b>7 730</b>
	9%	37%	47%	73%	53%
Scholars. progr.	148	822	1 910	4 520	7 400
Techn. assist.	-	65	-	265	330



## Educational Infrastructure

Educational Facilities Assisted by the EDF :  
number and financial commitments by level of education (in '000 ECU)

Level		EDF I		EDF II		EDF III		EDF IV		Total	
		No.	Cost	No.	Cost	No.	Cost	No.	Cost	No.	Cost
Primary	Classrooms	100	924	-	-	-	-	-	-	100	924
General Secondary	Schools	-	-	-	-	-	-	3	1 475	3	1 475
Vocational Secondary	Schools	2	628	2	397	1	2 186	1	310	6	3 521
Higher Education	Institutes	-	-	1	1 089	-	-	-	-	1	1 089
<b>Total Cost</b>			<b>1 552</b>		<b>1 486</b>		<b>2 186</b>		<b>1 785</b>		<b>7 009</b>
<i>% of these commitments in relation to those for infrastructure projects in all sectors</i>			5%		6%		5%		7%		6%

### Summary of Educational Infrastructure Projects (in '000 ECU)

Project Title	Location	No.	New Facilities Cost	Extensions-Improvements No.	Cost	Admissions Capacity
<b>Primary Classrooms</b>						
<b>EDF I :</b>						
50 Schools in the Bush	Rural	100	924	-	-	5 000
<b>Total</b>		<b>100</b>	<b>924</b>	-	-	<b>5 000</b>
<b>General Secondary Schools</b>						
<b>EDF IV :</b>						
Moundou and Bangor Schools	Urban	-	-	2	1 090	-
Am-Timan Secondary School	Urban	1	385	-	-	280
<b>Total</b>		<b>1</b>	<b>385</b>	<b>2</b>	<b>1 090</b>	<b>280</b>
<b>Vocational Secondary Schools</b>						
<b>EDF I :</b>						
Vocational Centre of Ba-Illi	Urban	-	-	1	89	60
Vocational and Technical Centre	Urban	1	539	-	-	200
<b>EDF II :</b>						
N'Djamena Technical and Commercial College	Urban	-	-	1	207	45
Ba-Illi Agricultural College	Urban	-	-	1	190	-
<b>EDF III :</b>						
Technical College in N'Djamena	Urban	-	-	1	2 186	-
<b>EDF IV :</b>						
Dongui Rural Staffing Centre	Rural	1	310	-	-	150
<b>Total</b>		<b>2</b>	<b>849</b>	<b>4</b>	<b>2 672</b>	<b>455</b>
<b>Higher Education Institutes</b>						
<b>EDF II :</b>						
Institute of Zoological and Veterinary Studies	Urban	1	1 089	-	-	90
<b>Total</b>		<b>1</b>	<b>1 089</b>	-	-	<b>90</b>
<b>Total Cost</b>			<b>3 247</b>		<b>3 762</b>	

## Scholarships

Number of Study (s) and Training (t) Scholarships Financed by the EDF by Discipline

Discipline	EDF I		EDF II		EDF III		EDF IV		Total		% of scholarships by discipline				
	s	t	s	t	s	t	s	t	s	t	s	t	0%	20%	40%
General Studies	1	0	-	-	-	-	-	-	1	0	1	0			
Humanities	-	-	-	-	-	-	3	1	3	1	1	1			
Education	1	0	-	-	-	-	2	0	3	0	1	1			
Fine Arts	-	-	-	-	-	-	-	-	-	-	-	-			
Administration	-	-	-	-	0	1	8	0	8	1	1	1			
Social Sciences	3	0	-	-	11	0	2	0	16	0	1	1			
Economics	6	0	44	6	76	8	65	10	191	24	1	1			
Natural Sciences	-	-	-	-	29	0	58	0	87	0	1	1			
Engineering	7	4	27	3	82	1	58	0	174	8	1	1			
Medical Sciences	1	0	11	0	23	0	11	0	46	0	1	1			
Agriculture	11	0	28	0	31	2	14	2	84	4	1	1			
Others	-	-	-	-	11	2	165	0	176	2	1	1			
<b>Total</b>	<b>30</b>	<b>4</b>	<b>110</b>	<b>9</b>	<b>263</b>	<b>14</b>	<b>386</b>	<b>13</b>	<b>789</b>	<b>40</b>					
<b>General Total</b>	<b>34</b>		<b>119</b>		<b>277</b>		<b>399</b>		<b>829</b>						

### Distribution of EDF Scholarships by Level of Education

Level	EDF I	EDF II	EDF III	EDF IV	Total	% of scholarships by level		
						0%	50%	100%
Secondary	56%	68%	55%	43%	52%			
Higher Education	44%	28%	40%	57%	45%			
Post Graduate		4%	5%		3%			

### Number and Success Rates of EDF Scholarship Holders by Place of Study (Country of Origin, ACP and EEC)

	Success Rates of Scholarship Holders				Scholarship Holders by Place of Study				% of holders			
	Scholarsh. completed	C.O.	ACP	EEC	C.O.	ACP	EEC	0		25	50	75
EDF I	34	-	100%	41%	-	1	33					
EDF II	119	84%	60%	54%	32	60 1)	27					
EDF III	239	54%	67%	76%	175	71 2)	31					
EDF IV					156	216	27					
<b>Total</b>					<b>363</b>	<b>348</b>	<b>118</b>					

1) including 5 who studied in Israel

2) including 4 who studied in Israel

# Comoros

**Basic information**  
 Area : 2,079 km<sup>2</sup>  
 Population (1979) : 330,000  
 GNP/capita (1979) : \$ 210

Primary : 23,200 students (1973)  
 Secondary : 3,200 students (1973)

- Primary School
- ◆ General Secondary School
- ✕ Vocational Secondary School
- ▲ Higher Education Institute

## Education-Training Sector

Comoros participated in the four EDFs.  
 For Education-Training, a total of 414,000 ECU was received, representing +/- 0.1% of the total EDF aid in this sector, or +/- 2% of the total EDF aid received by this country.

### Infrastructure Projects

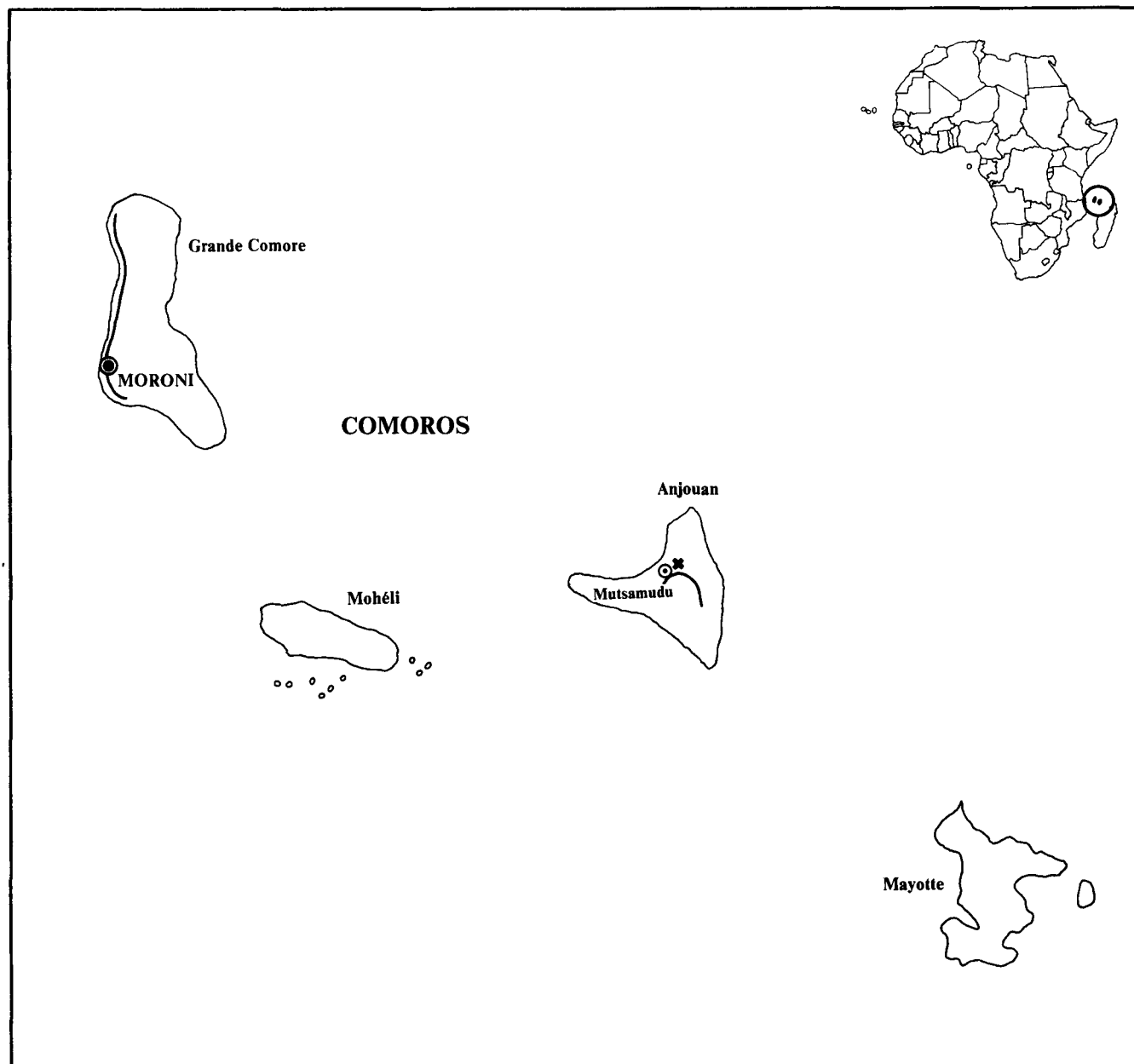
63% of the aid, or 263,000 ECU went towards the financing of infrastructure projects. The total of this sum was used for the construction and equipping of 1 vocational secondary school.

### Technical Cooperation

37% of the aid, or 151,000 ECU went towards the financing of technical cooperation.

### Scholarship Programmes

The total of this sum was used for scholarship programmes, under which scholarships were awarded to 23 individuals. 61% of these scholarships were for studies mainly in Engineering (43%) and in Economics (43%); and 39% of these scholarships were for training, primarily in Engineering (56%). 67% of the scholarships were awarded at the secondary level; 33% were awarded at the higher education level. 17% of the scholarship recipients undertook their studies or training in other developing countries and 83% in Europe.



**EDF Financial Commitments in the Education-Training Sector (in '000 ECU)**

	EDF I	EDF II	EDF III	EDF IV	Total
Education-Training	263	51	-	100	414
% relative to total EDF aid	9%	2%	0%	1%	2%
Infrastructure Projects	263	-	-	-	263
	100%	0%	0%	0%	63%
Technical Cooperation	-	51	-	100	151
	0%	100%	0%	100%	37%
Scholars. progr.	-	51	-	100	151
Techn. assist.	-	-	-	-	-

## Educational Infrastructure

Educational Facilities Assisted by the EDF :  
number and financial commitments by level of education (in '000 ECU)

Level		EDF I		EDF II		EDF III		EDF IV		Total	
		No.	Cost	No.	Cost	No.	Cost	No.	Cost	No.	Cost
Primary	Classrooms	-	-	-	-	-	-	-	-	-	-
General Secondary	Schools	-	-	-	-	-	-	-	-	-	-
Vocational Secondary	Schools	1	263	-	-	-	-	-	-	1	263
Higher Education	Institutes	-	-	-	-	-	-	-	-	-	-
<b>Total Cost</b>			<b>263</b>								<b>263</b>
<i>% of these commitments in relation to those for infrastructure projects in all sectors</i>			9%		0%		0%		0%		2%

### Summary of Educational Infrastructure Projects (in '000 ECU)

Project Title	Location	No.	New Facilities Cost	Extensions-Improvements No.	Cost	Admissions Capacity
<b>Vocational Secondary Schools</b>						
<b>EDF I:</b>						
Mutsamudu Domestic Science School	Urban	1	263	-	-	60
<b>Total</b>		<b>1</b>	<b>263</b>			<b>60</b>
<b>Total Cost</b>			<b>263</b>			

## Scholarships

Number of Study (s) and Training (t) Scholarships Financed by the EDF by Discipline

Discipline	EDF I		EDF II		EDF III		EDF IV		Total		% of scholarships by discipline
	s	t	s	t	s	t	s	t	s	t	
General Studies	-	-	-	-	-	-	-	-	-	-	0%
Humanities	-	-	-	-	-	-	-	-	-	-	35%
Education	-	-	-	-	-	-	-	-	-	-	70%
Fine Arts	-	-	-	-	-	-	-	-	-	-	
Administration	-	-	-	-	-	-	-	-	-	-	
Social Sciences	-	-	-	-	-	-	-	-	-	-	
Economics	2	0	2	1	1	0	1	0	6	1	
Natural Sciences	-	-	0	1	-	-	-	-	0	1	
Engineering	0	3	1	1	0	1	5	0	6	5	
Medical Sciences	1	0	-	-	-	-	-	-	1	0	
Agriculture	0	2	1	0	-	-	-	-	1	2	
Others	-	-	-	-	-	-	-	-	-	-	
<b>Total</b>	<b>3</b>	<b>5</b>	<b>4</b>	<b>3</b>	<b>1</b>	<b>1</b>	<b>6</b>	<b>0</b>	<b>14</b>	<b>9</b>	
<b>General Total</b>	<b>8</b>		<b>7</b>		<b>2</b>		<b>6</b>		<b>23</b>		

### Distribution of EDF Scholarships by Level of Education

Level	EDF I		EDF II		EDF III		EDF IV		Total		% of scholarships by level
	s	t	s	t	s	t	s	t	s	t	
Secondary	50%		86%		50%				67%		
Higher Education	50%		14%		50%		100%		33%		
Post Graduate											

### Number and Success Rates of EDF Scholarship Holders by Place of Study (Country of Origin, ACP and EEC)

Scholarsh. completed	Success Rates of Scholarship Holders			Scholarship Holders by Place of Study			% of holders
	C.O.	ACP	EEC	C.O.	ACP	EEC	
	0 25 50 75 100						
EDF I	8	-	-	67%	-	-	8
EDF II	7	-	100%	33%	-	1	6
EDF III	2	-	100%	100%	-	1	1
EDF IV					-	2	4
<b>Total</b>					-	<b>4</b>	<b>19</b>
							ACP EEC

# Congo

**Basic information**  
 Area : 342,000 km<sup>2</sup>  
 Population (1979) : 1,500,000  
 GNP/capita (1979) : \$ 630

Primary : 319,000 students (1975)  
 Secondary : 102,000 students (1975)

- Primary School
- ◆ General Secondary School
- ✕ Vocational Secondary School
- ▲ Higher Education Institute

## Education-Training Sector

The Congo participated in the four EDFs.  
 For Education-Training, a total of 7,194,000 ECU was received, representing +/- 1% of the total EDF aid in this sector, or +/- 7% of the total EDF aid received by this country.

### Infrastructure Projects

55% of the aid, or 3,950,000 ECU went towards the financing of infrastructure projects. 84% of this sum was used for the construction and equipping of 12 general secondary schools and 1 institute of higher education; and 16% for the extension of 1 general secondary school.

### Technical Cooperation

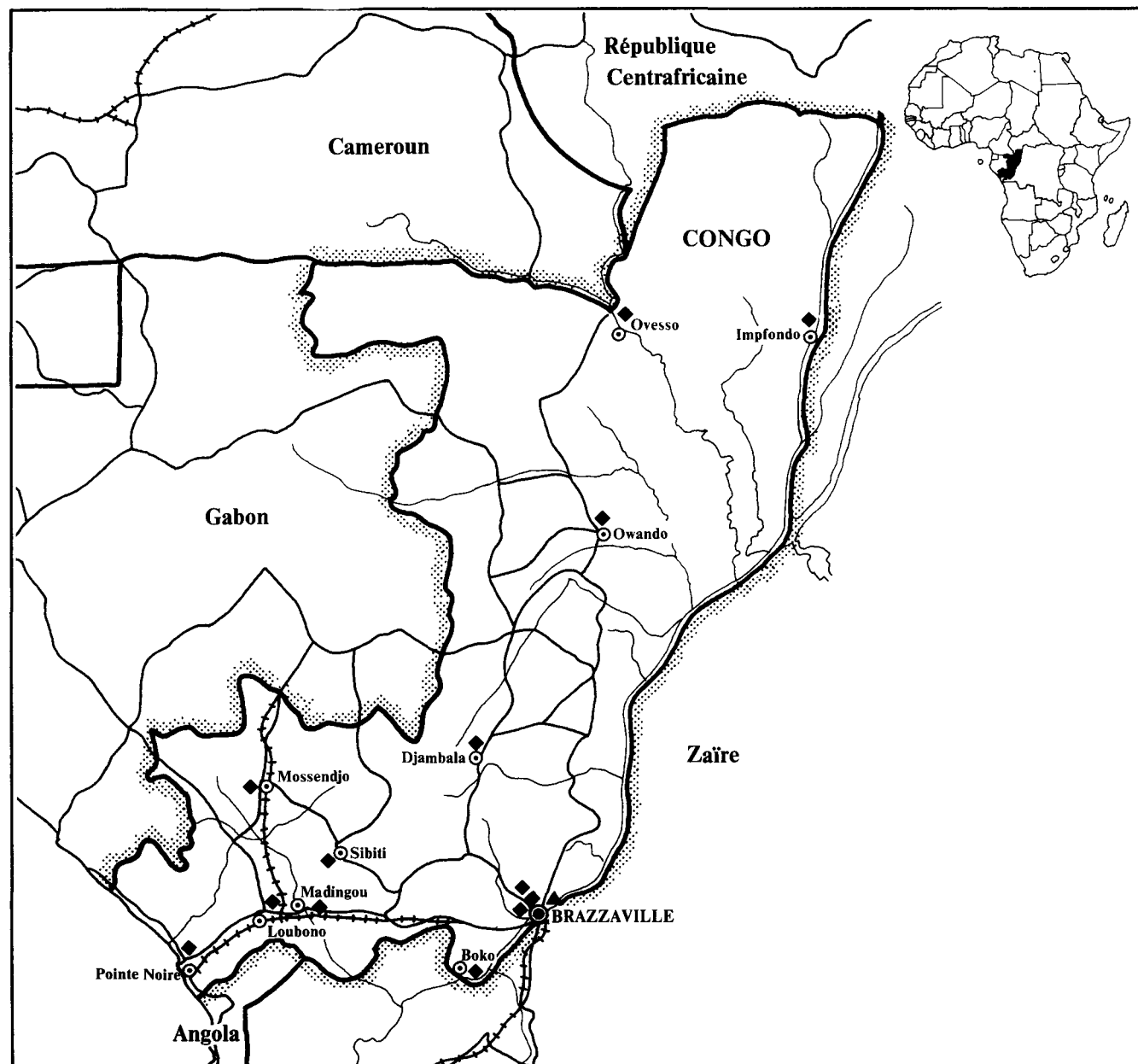
45% of the aid, or 3,244,000 ECU went towards the financing of technical cooperation.

### Scholarship Programmes

The total of this sum was used for scholarship programmes, under which scholarships were awarded to 1,060 individuals. 18% of these scholarships were for studies mainly in Economics (44%) and in Engineering (24%); and 82% of these scholarships were for training, primarily in Economics (88%). 86% of the scholarships were awarded at the secondary level; 14% were awarded at higher education and post-graduate levels. 70% of the scholarship recipients undertook their studies or training in the Congo, 10% in other developing countries or in Israel and 20% in Europe.

**EDF Financial Commitments in the Education-Training Sector (in '000 ECU)**

	EDF I	EDF II	EDF III	EDF IV	Total
Education-Training	3 426	1 888	780	1 100	7 194
% relative to total EDF aid	18%	9%	3%	3%	7%
Infrastructure Projects	3 260	690	-	-	3 950
	95%	36%	0%	0%	55%
Technical Cooperation	166	1 198	780	1 100	3 244
	5%	64%	100%	100%	45%
Scholars. progr.	166	1 198	780	1 100	3 244
Techn. assist.	-	-	-	-	-





## Educational Infrastructure

Educational Facilities Assisted by the EDF :  
number and financial commitments by level of education (in '000 ECU)

Level		EDF I		EDF II		EDF III		EDF IV		Total	
		No.	Cost	No.	Cost	No.	Cost	No.	Cost	No.	Cost
Primary	Classrooms	-	-	-	-	-	-	-	-	-	-
General Secondary	Schools	9	2 207	4	690	-	-	-	-	13	2 897
Vocational Secondary	Schools	-	-	-	-	-	-	-	-	-	-
Higher Education	Institutes	1	1 053	-	-	-	-	-	-	1	1 053
<b>Total Cost</b>			<b>3 260</b>		<b>690</b>						<b>3 950</b>
<i>% of these commitments in relation to those for infrastructure projects in all sectors</i>			17%		5%		0%		0%		6%

### Summary of Educational Infrastructure Projects (in '000 ECU)

Project Title	Location	No.	New Facilities Cost	Extensions-Improvements No.	Cost	Admissions Capacity
<b>General Secondary Schools</b>						
<b>EDF I:</b>						
8 General Secondary Schools	Urban	8	1 567	-	-	2 000
Brazzaville Secondary School	Urban	-	-	1	640	1 200
<b>EDF II:</b>						
4 General Secondary Schools	Urban	4	690	-	-	1 000
<b>Total</b>		<b>12</b>	<b>2 257</b>	<b>1</b>	<b>640</b>	<b>4 200</b>
<b>Higher Education Institutes</b>						
<b>EDF I:</b>						
Teaching College in Brazzaville	Urban	1	1 053	-	-	200
<b>Total</b>		<b>1</b>	<b>1 053</b>	<b>-</b>	<b>-</b>	<b>200</b>
<b>Total Cost</b>			<b>3 310</b>		<b>640</b>	

\* number of students in 1980

## Scholarships

Number of Study (s) and Training (t) Scholarships Financed by the EDF by Discipline

Discipline	EDF I		EDF II		EDF III		EDF IV		Total		% of scholarships by discipline		
	s	t	s	t	s	t	s	t	s	t	0%	50%	100%
General Studies	1	0	-	-	-	-	-	-	1	0			
Humanities	-	-	-	-	0	7	-	-	0	7			
Education	0	1	-	-	0	1	4	7	4	9			
Fine Arts	5	4	-	-	7	3	6	1	18	8	■		
Administration	1	2	1	18	-	-	2	3	4	23	■		
Social Sciences	2	1	-	-	1	0	0	0	3	1			
Economics	7	64	29	343	32	243	17	112	85	762	■		
Natural Sciences	-	-	2	0	-	-	2	1	4	1			
Engineering	26	12	7	5	5	2	9	0	47	19	■		
Medical Sciences	5	3	3	0	2	0	2	0	12	3			
Agriculture	2	5	12	22	0	3	0	5	14	35	■		
Others	-	-	-	-	-	-	-	-	-	-			
<b>Total</b>	<b>49</b>	<b>92</b>	<b>54</b>	<b>388</b>	<b>47</b>	<b>259</b>	<b>42</b>	<b>129</b>	<b>192</b>	<b>868</b>			
<b>General Total</b>	<b>141</b>		<b>442</b>		<b>306</b>		<b>171</b>		<b>1 060</b>				

### Distribution of EDF Scholarships by Level of Education

Level	EDF I	EDF II	EDF III	EDF IV	Total	% of scholarships by level		
						0%	50%	100%
Secondary	87%	93%	85%	33%	86%	■		
Higher Education	13%	7%	15%	61%	13%	■		
Post Graduate				6%	1%			

### Number and Success Rates of EDF Scholarship Holders by Place of Study (Country of Origin, ACP and EEC)

	Success Rates of Scholarship Holders			Scholarship Holders by Place of Study			% of holders					
	Scholarsh. completed	C.O.	ACP	EEC	C.O.	ACP	EEC	0	25	50	75	100
<b>EDF I</b>	141	-	69%	59	-	82	■					
<b>EDF II</b>	442	67%	78%	349	59 1)	34	■					
<b>EDF III</b>	302	88%	42%	229	30 2)	47	■					
<b>EDF IV</b>				102	14	55	■					
<b>Total</b>				<b>739</b>	<b>103</b>	<b>218</b>	■					
					C.O.	ACP	EEC					

1) including 23 who studied in Israel  
2) including 4 who studied in Israel

# French Polynesia

## Basic information

Area : 4,000 km<sup>2</sup>  
 Population (1979) : 152,000  
 GNP/capita (1979) : \$ 6,350

### Education-Training Sector

French Polynesia participated in the four EDFs.  
 For Education-Training, a total of 904,000 ECU was received, representing +/- 0.2% of the total EDF aid in this sector, or +/- 11% of the total EDF aid received by this country.

### Infrastructure Projects

94% of the aid, or 851,000 ECU went towards the financing of infrastructure projects. The total of this sum was used for the construction and equipping of 91 primary classrooms.

### Technical Cooperation

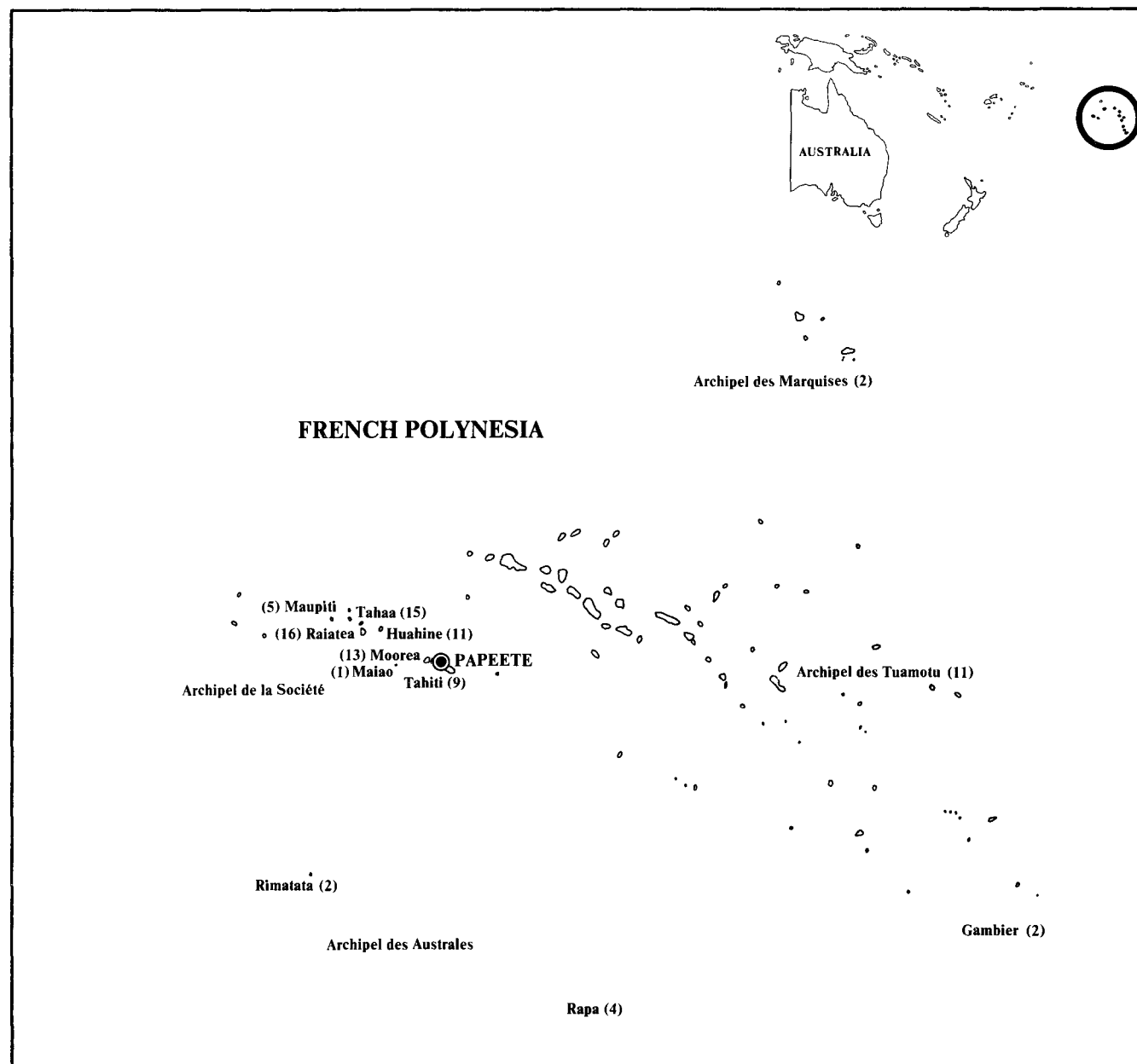
6% of the aid, or 53,000 ECU went towards the financing of technical cooperation.

### Scholarship Programmes

The total of this sum was used for scholarship programmes, under which scholarships were awarded to 15 individuals. 12 of these scholarships were for studies mainly in Medical Sciences; and 3 of these scholarships were for training, primarily in Agriculture. 80% of the scholarships were awarded at the secondary level; 20% were awarded at the higher education level. All of the scholarship recipients undertook their studies or training in Europe.

EDF Financial Commitments in the Education-Training Sector (in '000 ECU)

	EDF I	EDF II	EDF III	EDF IV	Total
Education-Training	28	867	-	-	904
% relative to total EDF aid	-	97%	0%	0%	11%
Infrastructure Projects	-	851	-	-	851
	0%	97%			94%
Technical Cooperation	28	25	-	-	53
	100%	3%			6%
Scholars. progr.	28	25	-	-	53
Techn. assist.	-	-	-	-	-



## Educational Infrastructure

Educational Facilities Assisted by the EDF :  
number and financial commitments by level of education (in '000 ECU)

Level		EDF I		EDF II		EDF III		EDF IV		Total	
		No.	Cost	No.	Cost	No.	Cost	No.	Cost	No.	Cost
Primary	Classrooms	-	-	91	851	-	-	-	-	91	851
General Secondary	Schools	-	-	-	-	-	-	-	-	-	-
Vocational Secondary	Schools	-	-	-	-	-	-	-	-	-	-
Higher Education	Institutes	-	-	-	-	-	-	-	-	-	-
<b>Total Cost</b>					<b>851</b>						<b>851</b>
<i>% of these commitments in relation to those for infrastructure projects in all sectors</i>			0%		100%		0%		0%		13%

### Summary of Educational Infrastructure Projects (in '000 ECU)

Project Title	Location	No.	New Facilities Cost	Extensions-Improvements No.	Admissions Capacity
<b>Primary Classrooms</b>					
EDF II:					
New Classrooms	Rural	91	851	-	3 500 *
<b>Total</b>		<b>91</b>	<b>851</b>	-	<b>3 500</b>
<b>Total Cost</b>			<b>851</b>		

\* estimation

## Scholarships

Number of Study (s) and Training (t) Scholarships Financed by the EDF by Discipline

Discipline	EDF I		EDF II		EDF III		EDF IV		Total		% of scholarships by discipline		
	s	t	s	t	s	t	s	t	s	t	0%	35%	70%
General Studies	-	-	-	-	-	-	-	-	-	-			
Humanities	-	-	-	-	-	-	-	-	-	-			
Education	-	-	-	-	-	-	-	-	-	-			
Fine Arts	-	-	-	-	-	-	-	-	-	-			
Administration	-	-	-	-	-	-	-	-	-	-			
Social Sciences	-	-	-	-	-	-	-	-	-	-			
Economics	-	-	2	0	-	-	-	-	2	0			
Natural Sciences	-	-	-	-	-	-	-	-	-	-			
Engineering	-	-	0	1	-	-	-	-	0	1			
Medical Sciences	8	0	-	-	-	-	-	-	8	0			
Agriculture	-	-	2	2	-	-	-	-	2	2			
Others	-	-	-	-	-	-	-	-	-	-			
<b>Total</b>	<b>8</b>	<b>0</b>	<b>4</b>	<b>3</b>					<b>12</b>	<b>3</b>			
<b>General Total</b>	<b>8</b>		<b>7</b>							<b>15</b>			

### Distribution of EDF Scholarships by Level of Education

Level	EDF I		EDF II		EDF III		EDF IV		Total		% of scholarships by level		
	s	t	s	t	s	t	s	t	s	t	0%	50%	100%
Secondary	88%		71%						80%				
Higher Education	12%		29%						20%				
Post Graduate													

### Number and Success Rates of EDF Scholarship Holders by Place of Study (Country of Origin, ACP and EEC)

	Success Rates of Scholarship Holders				Scholarship Holders by Place of Study				% of holders					
	Scholarsh. completed	C.O.	ACP	EEC	C.O.	ACP	EEC							
								0	25	50	75	100		
EDF I	8	-	-	75%	-	-	8							
EDF II	7	-	-	71%	-	-	7							
EDF III														
EDF IV														
<b>Total</b>							<b>15</b>							

# Gabon

**Basic information**  
 Area : 267,667 km<sup>2</sup>  
 Population (1979) : 540,000  
 GNP/capita (1979) : \$ 3.280

Primary : 130,000 students (1976)  
 Secondary : 23,000 students (1976)

50

- Primary School
- ◆ General Secondary School
- ✕ Vocational Secondary School
- ▲ Higher Education Institute

## Education-Training Sector

Gabon participated in the four EDFs.

For Education-Training, a total of 4,527,000 ECU was received, representing +/- 1% of the total EDF aid in this sector, or +/- 6% of the total EDF aid received by this country.

### Infrastructure Projects

69% of the aid, or 3,109,000 ECU went towards the financing of infrastructure projects. 38% of this sum was used for the construction and equipping of 6 vocational secondary schools; and 62% for the extension of 3 general secondary schools and 2 vocational and technical secondary schools.

### Technical Cooperation

31% of the aid, or 1,418,000 ECU went towards the financing of technical cooperation.

### Scholarship Programmes

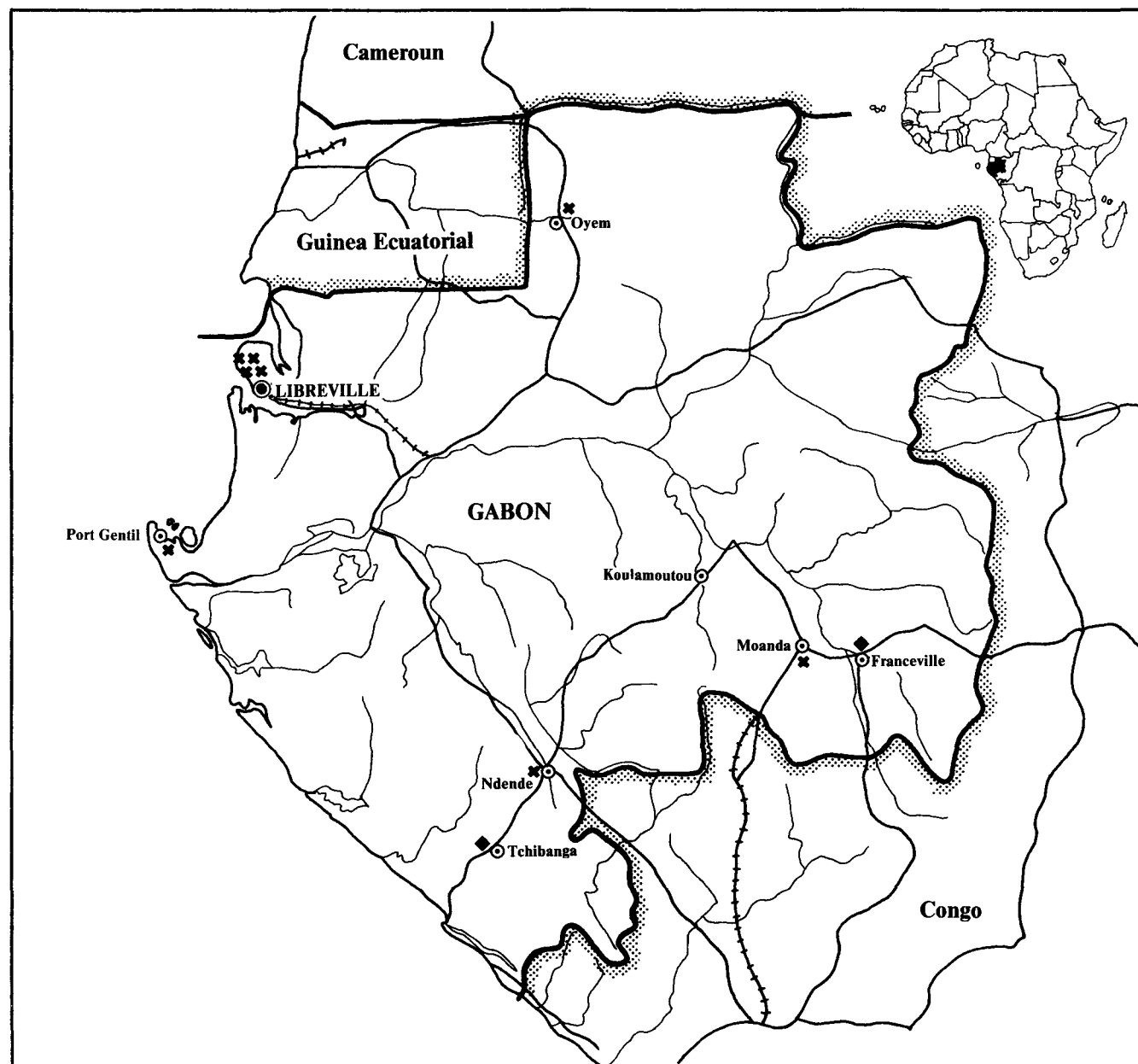
99% of this sum was used for scholarship programmes, under which scholarships were awarded to 356 individuals. 53% of these scholarships were for studies mainly in Engineering (45%) and in Agriculture (32%); and 47% of these scholarships were for training, primarily in Economics (59%) and in Engineering (28%). 80% of the scholarships were awarded at the secondary level; 20% were awarded at higher education and post-graduate levels. 56% of the scholarship recipients undertook their studies or training in Gabon, 13% in other developing countries or in Israel and 31% in Europe.

### Technical Assistance

1% of this sum was used for technical assistance : for basic and advanced training sessions.

## EDF Financial Commitments in the Education-Training Sector (in '000 ECU)

	EDF I	EDF II	EDF III	EDF IV	Total
<b>Education-Training</b>	<b>3 341</b>	<b>370</b>	<b>340</b>	<b>476</b>	<b>4 527</b>
% relative to total EDF aid	22%	2%	1%	3%	6%
<b>Infrastructure Projects</b>	<b>3 109</b>	<b>-</b>	<b>-</b>	<b>-</b>	<b>3 109</b>
	93%	0%	0%	0%	69%
<b>Technical Cooperation</b>	<b>232</b>	<b>370</b>	<b>340</b>	<b>476</b>	<b>1 418</b>
	7%	100%	100%	100%	31%
Scholars. progr.	232	366	340	472	1 410
Techn. assist.	-	4	-	4	8



## Educational Infrastructure

Educational Facilities Assisted by the EDF :

number and financial commitments by level of education (in '000 ECU)

Level		EDF I		EDF II		EDF III		EDF IV		Total	
		No.	Cost	No.	Cost	No.	Cost	No.	Cost	No.	Cost
Primary	Classrooms	-	-	-	-	-	-	-	-	-	-
General Secondary	Schools	3	336	-	-	-	-	-	-	3	336
Vocational Secondary	Schools	8	2 773	-	-	-	-	-	-	8	2 773
Higher Education	Institutes	-	-	-	-	-	-	-	-	-	-
<b>Total Cost</b>			<b>3 109</b>								<b>3 109</b>
<i>% of these commitments in relation to those for infrastructure projects in all sectors</i>			21%		0%		0%		0%		7%

### Summary of Educational Infrastructure Projects (in '000 ECU)

Project Title	Location	No.	New Facilities Cost	Extensions-Improvements No.	Cost	Admissions Capacity
<b>General Secondary Schools</b>						
<b>EDF I :</b>						
Dormitories of 3 Secondary Schools	Urban	-	-	3	336	240
<b>Total</b>				<b>3</b>	<b>336</b>	<b>240</b>
<b>Vocational Secondary Schools</b>						
<b>EDF I :</b>						
Department of Commercial Studies of the Libreville Vocational School	Urban	-	-	1	45	160
3 Apprenticeship Centres	Urban	3	406	-	-	180
2 Intensive Vocational Training Schools in Libreville and Port-Gentil	Urban	2	608	-	-	90
Extension of Albert-Bernard Bongo Technical Secondary School	Urban	-	-	1	1 539	760
Libreville College of Nursing	Urban	1	175	-	-	100
<b>Total</b>		<b>6</b>	<b>1 189</b>	<b>2</b>	<b>1 584</b>	<b>1 290</b>
<b>Total Cost</b>			<b>1 189</b>		<b>1 920</b>	

## Scholarships

Number of Study (s) and Training (t) Scholarships Financed by the EDF by Discipline

Discipline	EDF I		EDF II		EDF III		EDF IV		Total		% of scholarships by discipline		
	s	t	s	t	s	t	s	t	s	t	0%	20%	40%
General Studies	-	-	-	-	-	-	-	-	-	-			
Humanities	-	-	-	-	-	-	-	-	-	-			
Education	1	0	0	5	0	1	-	-	1	6			
Fine Arts	0	1	0	2	-	-	2	0	2	3			
Administration	-	-	-	-	-	-	0	1	0	1			
Social Sciences	-	-	1	0	3	0	3	0	7	0			
Economics	0	1	11	78	9	6	6	14	26	99			
Natural Sciences	-	-	-	-	-	-	-	-	-	-			
Engineering	12	31	12	11	0	5	56	1	84	48			
Medical Sciences	-	-	-	-	5	1	2	0	7	1			
Agriculture	-	-	38	4	19	3	3	4	60	11			
Others	-	-	-	-	-	-	-	-	-	-			
<b>Total</b>	<b>17</b>	<b>33</b>	<b>62</b>	<b>100</b>	<b>36</b>	<b>16</b>	<b>72</b>	<b>20</b>	<b>187</b>	<b>169</b>			
<b>General Total</b>	<b>50</b>		<b>162</b>		<b>52</b>		<b>92</b>		<b>356</b>				

### Distribution of EDF Scholarships by Level of Education

Level	EDF I	EDF II	EDF III	EDF IV	Total	% of scholarships by level		
						0%	50%	100%
Secondary	98%	87%	54%	72%	80%			
Higher Education	2%	13%	46%	26%	20%			
Post Graduate				2%				

### Number and Success Rates of EDF Scholarship Holders by Place of Study (Country of Origin, ACP and EEC)

	Success Rates of Scholarship Holders				Scholarship Holders by Place of Study			% of holders						
	Scholarsh. completed	C.O.	ACP	EEC	C.O.	ACP	EEC							
								0	25	50	75	100		
<b>EDF I</b>	50	-	-	82%	25	3 1)	22							
<b>EDF II</b>	162	91%	94%	42%	103	23 2)	36							
<b>EDF III</b>	47	81%	80%	70%	16	14 3)	22							
<b>EDF IV</b>					55	5	32							
<b>Total</b>					<b>199</b>	<b>45</b>	<b>112</b>							
								C.O.		ACP		EEC		

1) all studied in Israel

2) including 7 who studied in Israel

3) including 4 who studied in Israel

# Gambia

**Basic information**  
 Area : 11,295 km<sup>2</sup>  
 Population (1979) : 580,000  
 GNP/capita (1979) : \$ 260

Primary : 25,500 students (1976)  
 Secondary : 7,500 students (1976)

52

- Primary School
- ◆ General Secondary School
- ✕ Vocational Secondary School
- ▲ Higher Education Institute

## Education-Training Sector

Gambia participated in the 4th EDF.

For Education-Training, a total of 4,416,000 ECU was received, representing +/- 1% of the total EDF aid in this sector, or +/- 19% of the total EDF aid received by this country.

### Infrastructure Projects

81% of the aid, or 3,556,000 ECU went towards the financing of infrastructure projects. 43% of this sum was used for the construction and equipping of 1 general secondary school; and 57% for the equipping of 17 primary classrooms and 1 general secondary school.

### Technical Cooperation

19% of the aid, or 860,000 ECU went towards the financing of technical cooperation.

### Scholarship Programmes

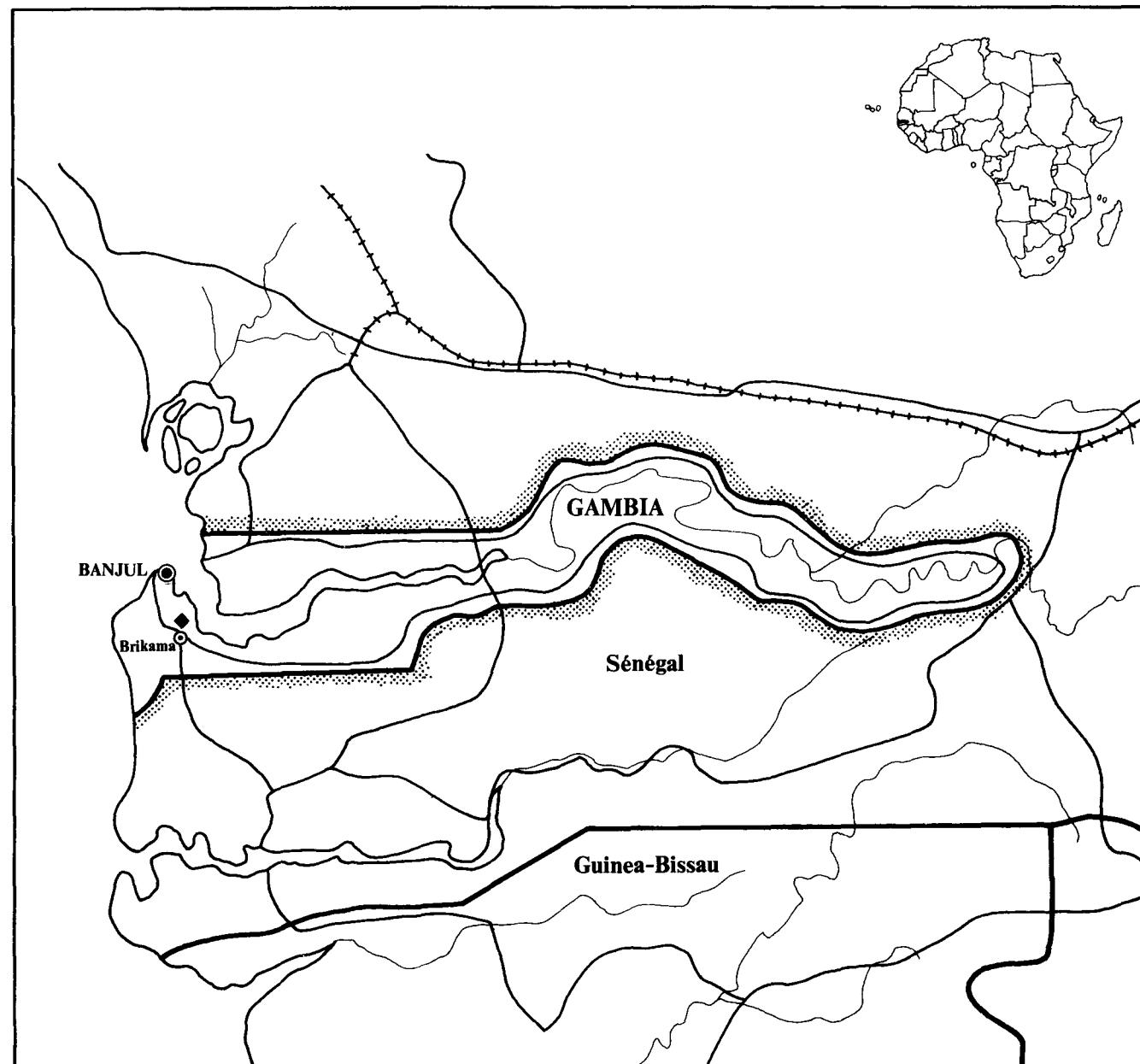
85% of this sum was used for scholarship programmes, under which scholarships were awarded to 87 individuals. 49% of these scholarships were for studies mainly in Engineering (21%) and in Economics (19%); and 51% of these scholarships were for training, primarily in Engineering (47%) and in Economics (30%). 51% of the scholarships were awarded at the secondary level; 49% were awarded at higher education and post-graduate levels. 14% of the scholarship recipients undertook their studies or training in Gambia, 21% in other developing countries and 65% in Europe.

### Technical Assistance

15% of this sum was used for technical assistance.

## EDF Financial Commitments in the Education-Training Sector (in '000 ECU)

	EDFI	EDF II	EDF III	EDF IV	Total
Education-Training				4 416	4 416
% relative to total EDF aid				19%	19%
Infrastructure Projects				3 556	3 556
				81%	81%
Technical Cooperation				860	860
				19%	19%
Scholars. progr.				732	732
Techn. assist.				128	128



## Educational Infrastructure

Educational Facilities Assisted by the EDF :  
number and financial commitments by level of education (in '000 ECU)

Level	EDF I		EDF II		EDF III		EDF IV		Total	
	No.	Cost	No.	Cost	No.	Cost	No.	Cost	No.	Cost
Primary			Classrooms				7	100	7	100
General Secondary			Schools			2	3 456	2	3 456	
Vocational Secondary			Schools			-	-	-	-	
Higher Education			Institutes			-	-	-	-	
<b>Total Cost</b>							<b>3 556</b>		<b>3 556</b>	
<i>% of these commitments in relation to those for infrastructure projects in all sectors</i>								35%		35%

### Summary of Educational Infrastructure Projects (in '000 ECU)

Project Title	Location	No.	New Facilities Cost	Extensions-Improvements No.	Cost	Admissions Capacity
<b>Primary Classrooms</b>						
<b>EDF IV :</b>						
Equipment for Rural Vocational Training*	Rural	-	-	7	100	-
<b>Total</b>		-	-	7	100	-
<b>General Secondary Schools</b>						
<b>EDF IV :</b>						
Brikama College	Urban	1	1 531	-	-	260
Extension of Brikama College	Urban	-	-	1	1 925	216
<b>Total</b>		<b>1</b>	<b>1 531</b>	<b>1</b>	<b>1 925</b>	<b>476</b>
<b>Total Cost</b>			<b>1 531</b>		<b>2 025</b>	

\* Mobile schools

## Scholarships

Number of Study (s) and Training (t) Scholarships Financed by the EDF by Discipline

Discipline	EDF I		EDF II		EDF III		EDF IV		Total		% of scholarships by discipline		
	s	t	s	t	s	t	s	t	s	t	0%	20%	40%
General Studies							2	0	2	0			
Humanities							1	0	1	0			
Education							6	3	6	3			
Fine Arts							2	2	2	2			
Administration							4	1	4	1			
Social Sciences							3	1	3	1			
Economics							8	13	8	13			
Natural Sciences							-	-	-	-			
Engineering							9	21	9	21			
Medical Sciences							7	0	7	0			
Agriculture							1	3	1	3			
Others							-	-	-	-			
<b>Total</b>	<b>43</b>	<b>44</b>	<b>43</b>	<b>44</b>	<b>43</b>	<b>44</b>	<b>43</b>	<b>44</b>	<b>43</b>	<b>44</b>			
<b>General Total</b>							<b>87</b>		<b>87</b>				

### Distribution of EDF Scholarships by Level of Education

Level	EDF I	EDF II	EDF III	EDF IV	Total	% of scholarships by level		
						0%	50%	100%
Secondary				51%	51%			
Higher Education				45%	45%			
Post Graduate				4%	4%			

### Number and Success Rates of EDF Scholarship Holders by Place of Study (Country of Origin, ACP and EEC)

	Success Rates of Scholarship Holders			Scholarship Holders by Place of Study			% of holders					
	Scholarsh. completed	C.O.	ACP	EEC	C.O.	ACP	EEC	0	25	50	75	100
<b>EDF I</b>												
<b>EDF II</b>												
<b>EDF III</b>												
<b>EDF IV</b>					12	18 1)	57					
<b>Total</b>	<b>12</b>	<b>18</b>	<b>57</b>									
								C.O. ACP EEC				

1) including 2 who studied in Morocco

# Guinea (Conakry)

**Basic information**  
 Area : 248,857 km<sup>2</sup>  
 Population (1979) : 4,890,000  
 GNP/capita (1979) : \$ 270

54

- Primary School
- ◆ General Secondary School
- ✱ Vocational Secondary School
- ▲ Higher Education Institute

## Education-Training Sector

Guinea (Conakry) participated in the 4th EDF.

For Education-Training, a total of 4,276,000 ECU was received, representing +/- 1% of the total EDF aid in this sector, or +/- 7% of the total EDF aid received by this country.

### Infrastructure Projects

98% of the aid, or 4,176,000 ECU went towards the financing of infrastructure projects. The total of this sum was used for the equipping of 6 technical secondary schools and 12 schools of Agronomy.

### Technical Cooperation

2% of the aid, or 100,000 ECU went towards the financing of technical cooperation.

### Scholarship Programmes

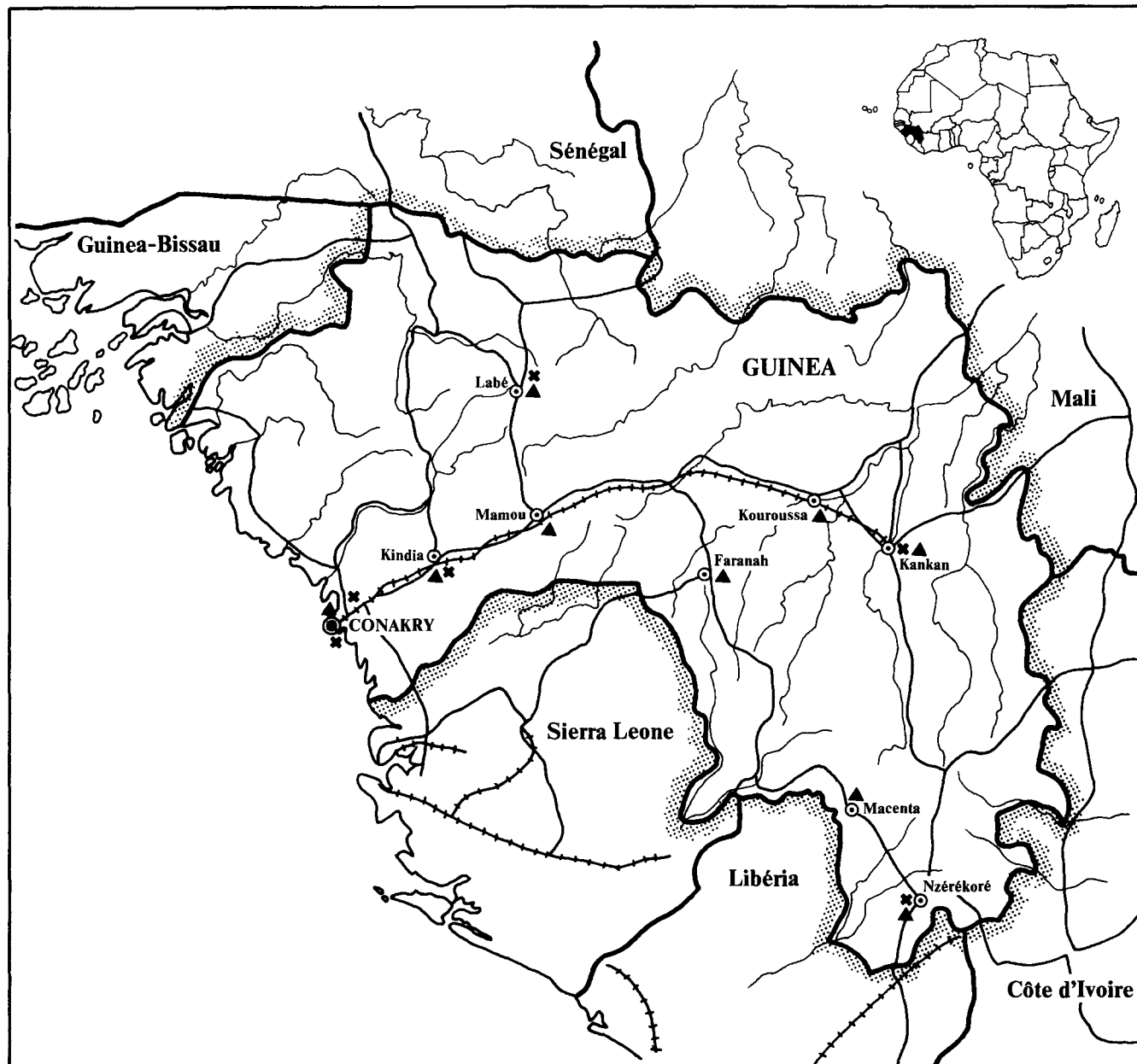
80% of this sum was used for scholarship programmes, under which scholarships were awarded to 21 individuals. All of these scholarships were awarded for training, primarily in Economics (43%) and in Engineering (33%). All of the scholarships were awarded at higher education and post-graduate levels. All of the scholarship recipients undertook their studies or training in Europe.

### Technical Assistance

20% of this sum was used for technical assistance : in the form of teaching equipment.

**EDF Financial Commitments in the Education-Training Sector**  
(in '000 ECU)

	EDF I	EDF II	EDF III	EDF IV	Total
Education-Training				4 276	4 276
% relative to total EDF aid				7%	7%
Infrastructure Projects				4 176	4 176
				98%	98%
Technical Cooperation				100	100
				2%	2%
Scholars. progr.				80	80
Techn. assist.				20	20





## Educational Infrastructure

**Educational Facilities Assisted by the EDF :  
number and financial commitments by level of education (in '000 ECU)**

Level	EDF I		EDF II		EDF III		EDF IV		Total	
	No.	Cost	No.	Cost	No.	Cost	No.	Cost	No.	Cost
Primary							-	-	-	-
General Secondary							-	-	-	-
Vocational Secondary							6	3 188	6	3 188
Higher Education							12	988	12	988
<b>Total Cost</b>								<b>4 176</b>		<b>4 176</b>
<i>% of these commitments in relation to those for infrastructure projects in all sectors</i>										
								18%		18%

### Summary of Educational Infrastructure Projects (in '000 ECU)

Project Title	Location	No.	New Facilities Cost	Extensions-Improvements No.	Cost	Admissions Capacity
<b>Vocational Secondary Schools</b>						
<b>EDF IV :</b>						
Equipment for 5 Polytechnical Centres	Urban	-	-	5	1 208	-
Equipment for the Maritime Polytechnical Institute	Urban	-	-	1	1 980	-
<b>Total</b>		-	-	<b>6</b>	<b>3 188</b>	-
<b>Higher Education Institutes</b>						
<b>EDF IV :</b>						
Equipment for 12 Schools of Agronomy	Urban	-	-	12	988	-
<b>Total</b>		-	-	<b>12</b>	<b>988</b>	-
<b>Total Cost</b>			-		<b>4 176</b>	

## Scholarships

**Number of Study (s) and Training (t) Scholarships Financed by the EDF by Discipline**

Discipline	EDF I		EDF II		EDF III		EDF IV		Total		% of scholarships by discipline		
	s	t	s	t	s	t	s	t	s	t	0%	35%	70%
General Studies							-	-	-	-			
Humanities							-	-	-	-			
Education							-	-	-	-			
Fine Arts							-	-	-	-			
Administration							0	2	0	2			
Social Sciences							-	-	-	-			
Economics							0	9	0	9			
Natural Sciences							0	3	0	3			
Engineering							0	7	0	7			
Medical Sciences							-	-	-	-			
Agriculture							-	-	-	-			
Others							-	-	-	-			
<b>Total</b>							<b>0</b>	<b>21</b>	<b>0</b>	<b>21</b>			
<b>General Total</b>								<b>21</b>		<b>21</b>			

### Distribution of EDF Scholarships by Level of Education

Level	EDF I	EDF II	EDF III	EDF IV	Total	% of scholarships by level		
						0%	50%	100%
Secondary				-	-			
Higher Education				92%	92%			
Post Graduate				8%	8%			

### Number and Success Rates of EDF Scholarship Holders by Place of Study (Country of Origin, ACP and EEC)

Scholarsh. completed	Success Rates of Scholarship Holders			Scholarship Holders by Place of Study				% of holders				
	C.O.	ACP	EEC	C.O.	ACP	EEC	0	25	50	75	100	
<b>EDF I</b>												
<b>EDF II</b>												
<b>EDF III</b>												
<b>EDF IV</b>				-	-	21						
<b>Total</b>				-	-	<b>21</b>						

EEC

# Guinea Bissau

**Basic information**  
 Area : 36,125 km<sup>2</sup>  
 Population (1979) : 560,000  
 GNP/capita (1979) : \$ 170

Primary : 83,800 students (1976)  
 Secondary : 2.800 students (1976)

- Primary School
- ◆ General Secondary School
- ✕ Vocational Secondary School
- ▲ Higher Education Institute

## Education-Training Sector

Guinea Bissau participated in the 4th EDF.  
 For Education-Training, a total of 1,980,000 ECU was received, representing +/- 0.4% of the total EDF aid in this sector, or +/- 6% of the total EDF aid received by this country.

### Infrastructure Projects

51% of the aid, or 1,000,000 ECU went towards the financing of infrastructure projects. The total of this sum was used for the construction and equipping of 42 primary classrooms.

### Technical Cooperation

49% of the aid, or 980,000 ECU went towards the financing of technical cooperation.

### Scholarship Programmes

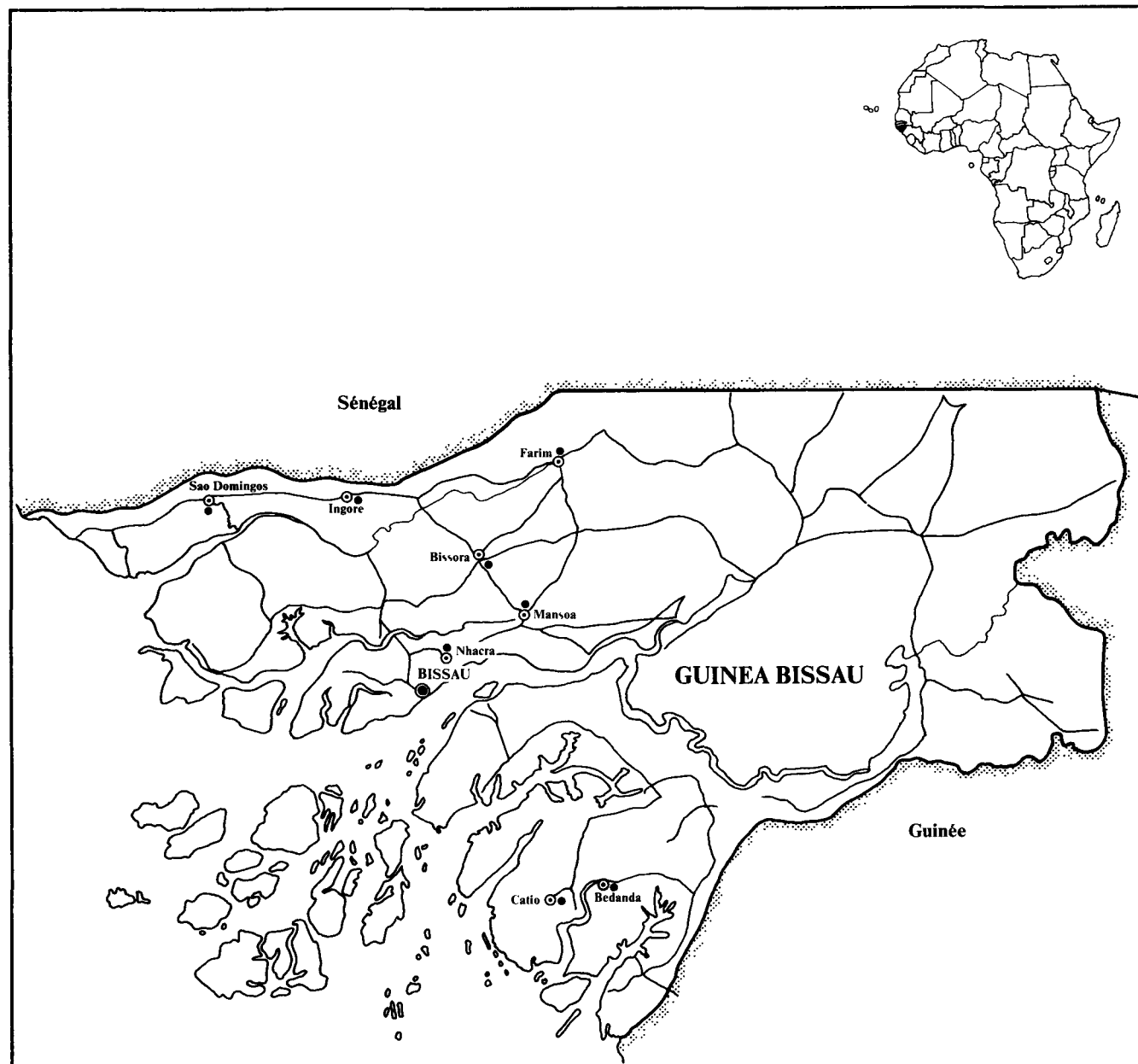
67% of this sum was used for scholarship programmes, under which scholarships were awarded to 117 individuals. 95% of these scholarships were for studies mainly in Education (99%); and 5% of these scholarships were for training all in Economics. All of the scholarships were awarded at the secondary level. 94% of the scholarship recipients undertook their studies or training in Guinea Bissau, 2% in other developing countries and 4% in Europe.

### Technical Assistance

33% of this sum was used for technical assistance : for the sending of instructors-trainers and for basic and advanced training sessions.

**EDF Financial Commitments in the Education-Training Sector (in '000 ECU)**

	EDF I	EDF II	EDF III	EDF IV	Total
Education-Training				1 980	1 980
% relative to total EDF aid				6%	6%
Infrastructure Projects				1 000	1 000
				51%	51%
Technical Cooperation				980	980
				49%	49%
Scholars. progr.				659	659
Techn. assist.				321	321



## Educational Infrastructure

Educational Facilities Assisted by the EDF :  
number and financial commitments by level of education (in '000 ECU)

Level	EDF I		EDF II		EDF III		EDF IV		Total	
	No.	Cost	No.	Cost	No.	Cost	No.	Cost	No.	Cost
Primary							42	1 000	42	1 000
General Secondary							-	-	-	-
Vocational Secondary							-	-	-	-
Higher Education							-	-	-	-
<b>Total Cost</b>								<b>1 000</b>		<b>1 000</b>
<i>% of these commitments in relation to those for infrastructure projects in all sectors</i>										
								6%		6%

### Summary of Educational Infrastructure Projects (in '000 ECU)

Project Title	Location	New Facilities		Extensions-Improvements		Admissions Capacity
		No.	Cost	No.	Cost	
<b>Primary Classrooms</b>						
EDF IV :						
7 Primary Schools	Urban	42	1 000	-	-	2 100
<b>Total</b>		<b>42</b>	<b>1 000</b>	<b>-</b>	<b>-</b>	<b>2 100</b>
<b>Total Cost</b>			<b>1 000</b>		<b>-</b>	

## Scholarships

Number of Study (s) and Training (t) Scholarships Financed by the EDF by Discipline

Discipline	EDF I		EDF II		EDF III		EDF IV		Total		% of scholarships by discipline		
	s	t	s	t	s	t	s	t	s	t	0%	50%	100%
General Studies							-	-	-	-			
Humanities							-	-	-	-			
Education							110	0	110	0			
Fine Arts							-	-	-	-			
Administration							-	-	-	-			
Social Sciences							-	-	-	-			
Economics							1	6	1	6			
Natural Sciences							-	-	-	-			
Engineering							-	-	-	-			
Medical Sciences							-	-	-	-			
Agriculture							-	-	-	-			
Others							-	-	-	-			
<b>Total</b>							<b>111</b>	<b>6</b>	<b>111</b>	<b>6</b>			
<b>General Total</b>							<b>117</b>		<b>117</b>				

### Distribution of EDF Scholarships by Level of Education

Level	EDF I	EDF II	EDF III	EDF IV	Total	% of scholarships by level		
						0%	50%	100%
Secondary								
Higher Education						100%		
Post Graduate								100%

### Number and Success Rates of EDF Scholarship Holders by Place of Study (Country of Origin, ACP and EEC)

	Success Rates of Scholarship Holders			Scholarship Holders by Place of Study				% of holders						
	Scholarsh. completed	C.O.	ACP	EEC	C.O.	ACP	EEC							
								0	25	50	75	100		
EDF I														
EDF II														
EDF III														
EDF IV										110	2	5		
<b>Total</b>										<b>110</b>	<b>2</b>	<b>5</b>		
										C.O.		ACP	EEC	

# Ivory Coast

**Basic information**  
 Area : 322,463 km<sup>2</sup>  
 Population (1979) : 7,920,000  
 GNP/capita (1979) : \$ 1,060

Primary : 673,000 students (1975)  
 Secondary : 119,000 students (1975)

- Primary School
- ◆ General Secondary School
- ✕ Vocational Secondary School
- ▲ Higher Education Institute

## Education-Training Sector

Ivory Coast participated in the four EDFs.  
 For Education-Training, a total of 22,506,000 ECU was received, representing +/- 4% of the total EDF aid in this sector, or +/- 10% of the total EDF aid received by this country.

### Infrastructure Projects

63% of the aid, or 14,248,000 ECU went towards the financing of infrastructure projects. 90% of this sum was used for the construction and equipping of 180 primary classrooms, 3 general secondary schools, 13 vocational secondary schools and 5 institutes of higher education; and 10% for the refurbishing and equipping of primary classrooms, 2 general secondary schools and 1 institute of higher education.

### Technical Cooperation

37% of the aid, or 8,258,000 ECU went towards the financing of technical cooperation.

### Scholarship Programmes

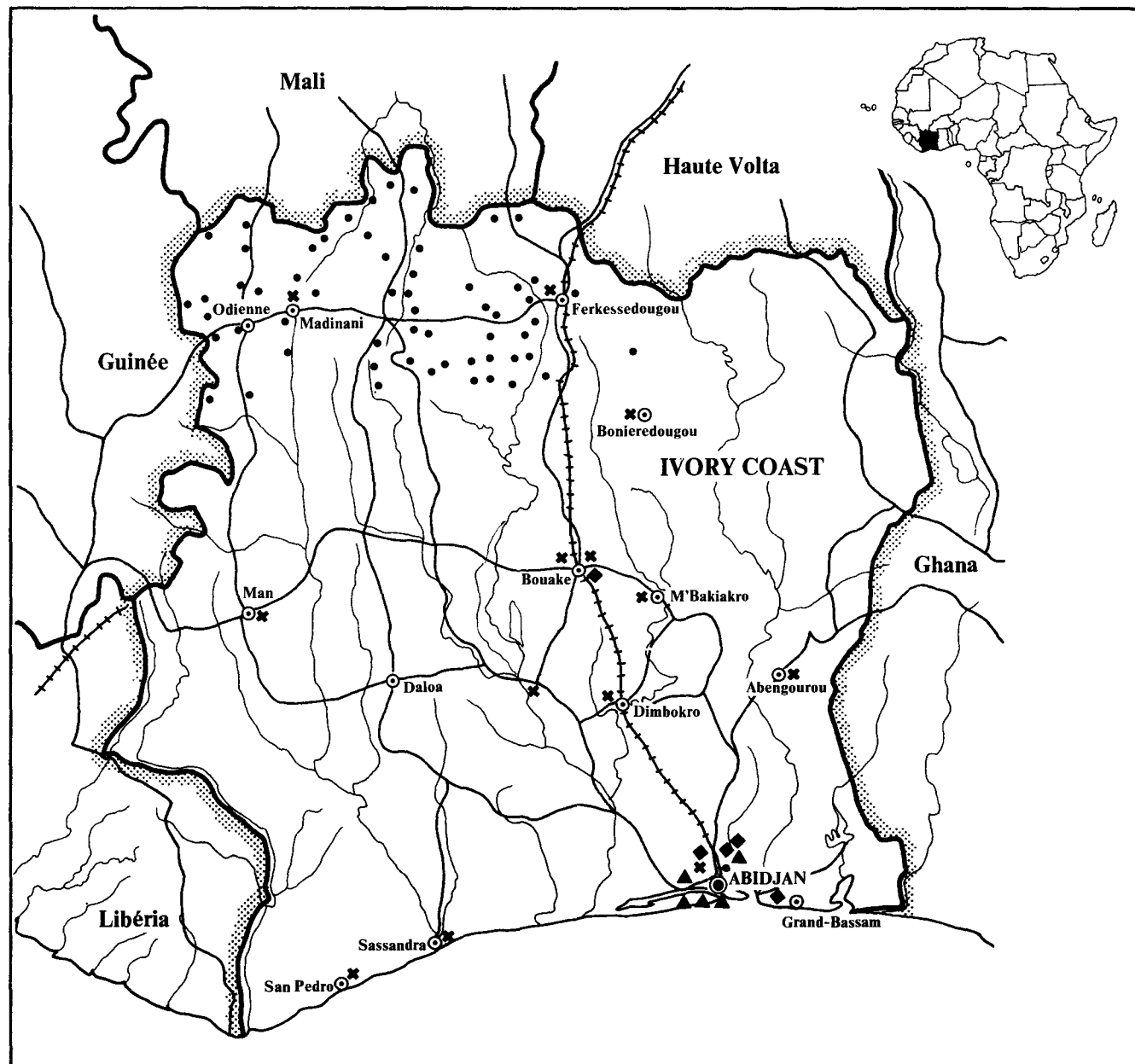
92% of this sum was used for scholarship programmes, under which scholarships were awarded to 1,613 individuals. 51% of these scholarships were for studies mainly in Economics (35%) and in Agriculture (33%); and 49% of these scholarships were for training, primarily in Engineering (43%) and in Economics (39%). 65% of the scholarships were awarded at the secondary level; 35% were awarded at higher education and post-graduate levels. 59% of the scholarship recipients undertook their studies or training in the Ivory Coast, 5% in other developing countries or in Israel and 36% in Europe.

### Technical Assistance

8% of this sum was used for technical assistance : for the sending of instructors-trainers, and basic and advanced training sessions.

**EDF Financial Commitments in the Education-Training Sector (in '000 ECU)**

	EDF I	EDF II	EDF III	EDF IV	Total
Education-Training	11 804	4 610	2 858	3 234	22 506
% relative to total EDF aid	.31%	8%	5%	5%	10%
Infrastructure Projects	11 529	2 359	360	-	14 248
	98%	51%	13%	0%	63%
Technical Cooperation	275	2 251	2 498	3 234	8 258
	2%	49%	87%	100%	37%
Scholars. progr.	275	2 057	2 085	3 200	7 617
Techn. assist.	-	194	413	34	641



## Educational Infrastructure

Educational Facilities Assisted by the EDF :  
number and financial commitments by level of education (in '000 ECU)

Level		EDF I		EDF II		EDF III		EDF IV		Total	
		No.	Cost	No.	Cost	No.	Cost	No.	Cost	No.	Cost
Primary	Classrooms	180	1 216	-	-	*	360	-	-	180	1 576
General Secondary	Schools	5	2 742	-	-	-	-	-	-	5	2 742
Vocational Secondary	Schools	13	2 559	-	-	-	-	-	-	13	2 559
Higher Education	Institutes	4	5 012	2	2 359	-	-	-	-	6	7 371
<b>Total Cost</b>			<b>11 529</b>		<b>2 359</b>		<b>360</b>		<b>-</b>		<b>14 248</b>
<i>% of these commitments in relation to those for infrastructure projects in all sectors</i>			31%	54%	1%					19%	

### Summary of Educational Infrastructure Projects (in '000 ECU)

Project Title	Location	No.	New Facilities Cost	Extensions-Improvements No.	Cost	Admissions Capacity
---------------	----------	-----	---------------------	-----------------------------	------	---------------------

#### Primary Classrooms

<b>EDF I :</b>						
60 Primary Schools	Rural	180	1 216	-	-	5 400
<b>EDF III :</b>						
Reorganisation of Technical Centres	Rural	-	-	*	360	-
<b>Total</b>		<b>180</b>	<b>1 216</b>	<b>*</b>	<b>360</b>	<b>5 400</b>

#### General Secondary Schools

<b>EDF I :</b>						
School for Girls in Abidjan	Urban	1	1 572	1	468	560
School in Abidjan	Urban	1	234	-	-	480
School in Grand-Bassam	Urban	1	234	-	-	480
Extension of Bouake School	Urban	-	-	1	234	480
<b>Total</b>		<b>3</b>	<b>2 040</b>	<b>2</b>	<b>702</b>	<b>2 000</b>

#### Vocational Secondary Schools

<b>EDF I :</b>						
Commercial Apprenticeship Centre	Urban	1	94	-	-	192
Women's Vocational Centre Bouake	Urban	1	122	-	-	250
Apprenticeship Centre in Bouake	Urban	1	196	-	-	400
Rural Training Camps	Rural	10	2 147	-	-	1 200
<b>Total</b>		<b>13</b>	<b>2 559</b>	<b>-</b>	<b>-</b>	<b>2 042</b>

#### Higher Education Institutes

<b>EDF I :</b>						
Pasteur Institute	Urban	1	1 053	-	-	30
Teaching College in Abidjan	Urban	1	1 215	-	-	250
National Institute of Public Health	Urban	1	1 944	-	-	250
National College of Administration	Urban	1	800	-	-	200
<b>EDF II :</b>						
National College of Agronomy	Urban	1	2 046	-	-	250
Mobile Equipment for the "INSP"***	Urban	-	-	1	313	-
<b>Total</b>		<b>5</b>	<b>7 058</b>	<b>1</b>	<b>313</b>	<b>980</b>

**Total Cost** 12 873 1 375

## Scholarships

Number of Study (s) and Training (t) Scholarships Financed by the EDF  
by Discipline

Discipline	EDF I		EDF II		EDF III		EDF IV		Total		% of scholarships by discipline		
	s	t	s	t	s	t	s	t	s	t	0%	20%	40%
General Studies	-	-	-	-	-	-	-	-	-	-			
Humanities	1	0	4	1	1	0	1	0	7	1			
Education	1	0	4	0	3	4	2	48	10	52			
Fine Arts	5	0	6	3	2	6	3	2	16	11			
Administration	1	0	0	4	-	-	0	7	1	11			
Social Sciences	8	0	0	4	1	1	3	6	12	11			
Economics	37	2	161	67	76	8	12	229	286	306			
Natural Sciences	-	-	-	-	7	5	1	0	8	5			
Engineering	6	4	86	18	78	102	24	213	194	337			
Medical Sciences	5	0	12	4	1	0	4	2	22	6			
Agriculture	14	0	39	7	110	17	107	23	270	47			
Others	-	-	-	-	-	-	-	-	-	-			
<b>Total</b>	<b>78</b>	<b>6</b>	<b>312</b>	<b>108</b>	<b>279</b>	<b>143</b>	<b>157</b>	<b>530</b>	<b>826</b>	<b>787</b>			
<b>General Total</b>	<b>84</b>		<b>420</b>		<b>422</b>		<b>687</b>		<b>1 613</b>				

### Distribution of EDF Scholarships by Level of Education

Level	EDF I	EDF II	EDF III	EDF IV	Total	% of scholarships by level		
						0%	50%	100%
Secondary	45%	65%	64%	69%	65%			
Higher Education	54%	34%	34%	31%	34%			
Post Graduate	1%	1%	2%		1%			

### Number and Success Rates of EDF Scholarship Holders by Place of Study (Country of Origin, ACP and EEC)

Scholarsh. completed	Success Rates of Scholarship Holders			Scholarship Holders by Place of Study			% of holders					
	C.O.	ACP	EEC	C.O.	ACP	EEC	0	25	50	75	100	
<b>EDF I</b>	84	56%	-	78%	32	-	52					
<b>EDF II</b>	420	69%	73%	80%	283	33 1)	104					
<b>EDF III</b>	415	79%	100%	74%	243	45 2)	134					
<b>EDF IV</b>					387	9 3)	291					
<b>Total</b>					<b>945</b>	<b>87</b>	<b>581</b>					
					C.O.	ACP	EEC					

1) including 12 who studied in Israel

2) including 6 who studied in Israel

3) including 1 who studied in Israel, 1 in Magreb-Machrek country and 1 in India

\* information not available

\*\* National Institute for Public Health

# Jamaica

**Basic information**  
 Area : 10,962 km<sup>2</sup>  
 Population (1979) : 2,160,000  
 GNP/capita (1979) : \$ 1,240

Primary : 368,000 students (1976)  
 Secondary : 226,000 students (1976)

- Primary School
- ◆ General Secondary School
- ✕ Vocational Secondary School
- ▲ Higher Education Institute

## Education-Training Sector

Jamaica participated in the 4th EDF.  
 For Education-Training, a total of 4,650,000 ECU was received, representing +/- 1% of the total EDF aid in this sector, or +/- 18% of the total EDF aid received by this country.

### Infrastructure Projects

20% of the aid, or 930,000 ECU went towards the financing of infrastructure projects. 30% of this sum was used for the construction and equipping of 22 primary classrooms; and 70% for the refurbishing of 250 primary classrooms.

### Technical Cooperation

80% of the aid, or 3,790,000 ECU went towards the financing of technical cooperation.

### Scholarship Programmes

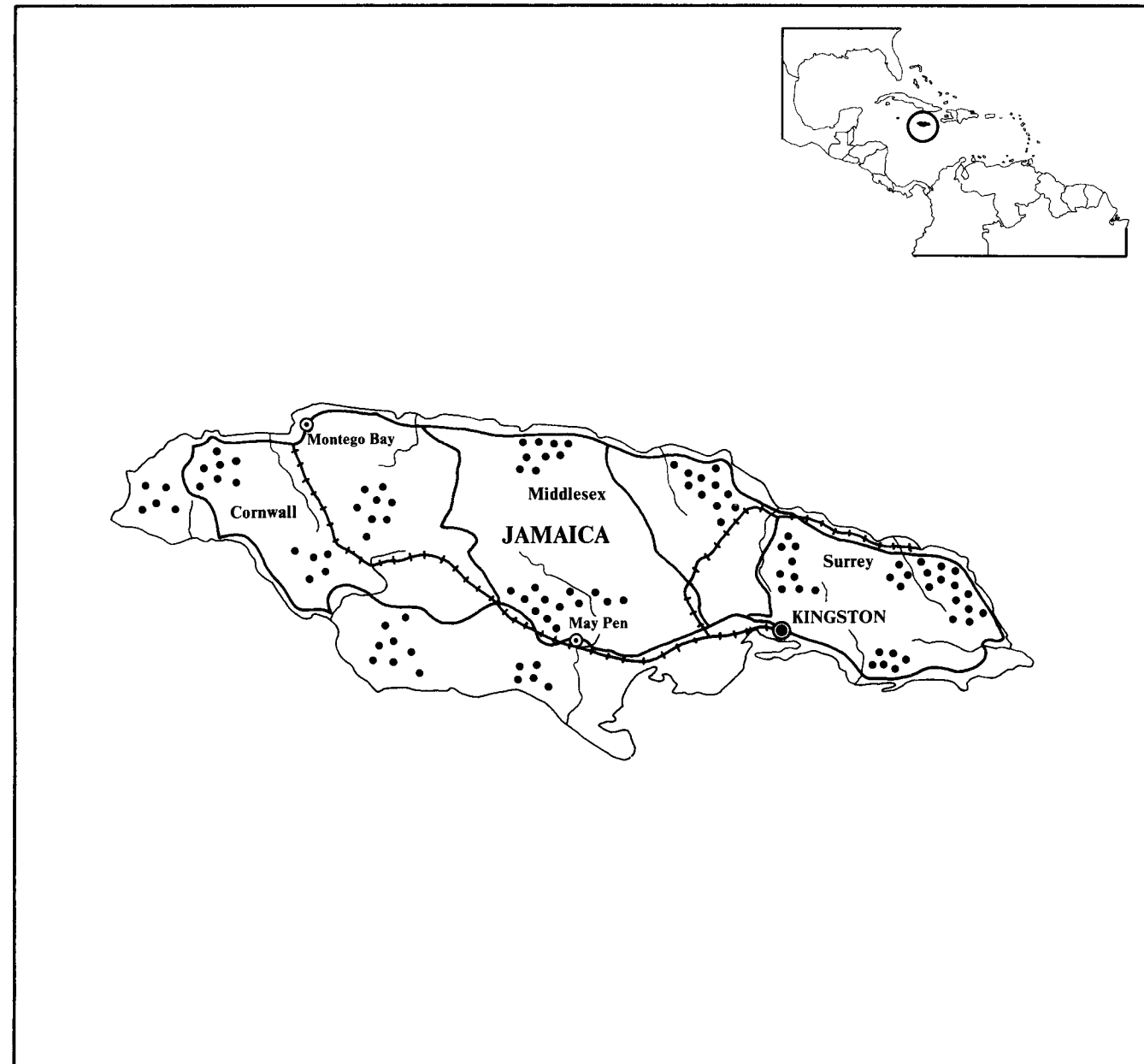
52% of this sum was used for scholarship programmes, under which scholarships were awarded to 302 individuals. 71% of these scholarships were for studies mainly in Engineering (18%) and in Medical Sciences (16%); and 29% of these scholarships were for training, primarily in Economics (33%) and in Education (28%). 14% of the scholarships were awarded at the secondary level; 86% were awarded at higher education and post-graduate levels. 54% of the scholarship recipients undertook their studies or training in Jamaica, 8% in other developing countries and 38% in Europe.

### Technical Assistance

48% of this sum was used for technical assistance : for one integrated project (Jamal-Literacy Project) and for the sending of instructors-trainers.

## EDF Financial Commitments in the Education-Training Sector (in '000 ECU)

	EDF I	EDF II	EDF III	EDF IV	Total
Education-Training				4 650	4 650
% relative to total EDF aid				18%	18%
Infrastructure Projects				930	930
				20%	20%
Technical Cooperation				3 720	3 720
				80%	80%
Scholars. progr.				1 940	1 940
Techn. assist.				1 780	1 780



## Educational Infrastructure

**Educational Facilities Assisted by the EDF :**  
**number and financial commitments by level of education (in '000 ECU)**

Level	EDF I		EDF II		EDF III		EDF IV		Total	
	No.	Cost	No.	Cost	No.	Cost	No.	Cost	No.	Cost
Primary							272	930	272 *	930
General Secondary							-	-	-	-
Vocational Secondary							-	-	-	-
Higher Education							-	-	-	-
<b>Total Cost</b>								<b>930</b>		<b>930</b>
<i>% of these commitments in relation to those for infrastructure projects in all sectors</i>								23%		23%

### Summary of Educational Infrastructure Projects (in '000 ECU)

Project Title	Location	New Facilities		Extensions-Improvements		Admissions Capacity
		No.	Cost	No.	Cost	
<b>Primary Classrooms</b>						
EDF IV:						
Early Childhood Education	U-22/R-250	22	289	250	641	19 575
<b>Total</b>		<b>22</b>	<b>289</b>	<b>250</b>	<b>641</b>	<b>19 575</b>
<b>Total Cost</b>			<b>289</b>		<b>641</b>	

\* Up to now, 103 schools have been built or improved; each school consists of a large classroom which can be divided by several blackboards.

## Scholarships

**Number of Study (s) and Training (t) Scholarships Financed by the EDF by Discipline**

Discipline	EDF I		EDF II		EDF III		EDF IV		Total		% of scholarships by discipline
	s	t	s	t	s	t	s	t	s	t	
General Studies							6	0	6	0	■
Humanities							1	0	1	0	■
Education							18	25	18	25	■
Fine Arts							6	1	6	1	■
Administration							26	2	26	2	■
Social Sciences							17	10	17	10	■
Economics							30	29	30	29	■
Natural Sciences							9	0	9	0	■
Engineering							38	1	38	1	■
Medical Sciences							34	18	34	18	■
Agriculture							28	3	28	3	■
Others							-	-	-	-	
<b>Total</b>							<b>213</b>	<b>89</b>	<b>213</b>	<b>89</b>	
<b>General Total</b>								<b>302</b>		<b>302</b>	

### Distribution of EDF Scholarships by Level of Education

Level	EDF I		EDF II		EDF III		EDF IV		Total		% of scholarships by level
	s	t	s	t	s	t	s	t	s	t	
Secondary							14%		14%		■
Higher Education							72%		72%		■
Post Graduate							14%		14%		■

### Number and Success Rates of EDF Scholarship Holders by Place of Study (Country of Origin, ACP and EEC)

	Success Rates of Scholarship Holders			Scholarship Holders by Place of Study			% of holders
	Scholarsh. completed	C.O.	ACP	EEC	C.O.	ACP	
EDF I							
EDF II							
EDF III							
EDF IV					162	25	115
<b>Total</b>					<b>162</b>	<b>25</b>	<b>115</b>
					C O	ACP	EEC

# Liberia

**Basic information**  
 Area : 111,369 km<sup>2</sup>  
 Population (1979) : 1,800,000  
 GNP/capita (1979) : \$ 490

Primary : 158,000 students (1975)  
 Secondary : 34,200 students (1975)

- Primary School
- ◆ General Secondary School
- ✕ Vocational Secondary School
- ▲ Higher Education Institute

## Education-Training Sector

Liberia participated in the 4th EDF.

For Education-Training, a total of 4,819,000 ECU was received, representing +/- 1% of the total EDF aid in this sector, or +/- 14% of the total EDF aid received by this country.

### Infrastructure Projects

56% of the aid, or 2,719,000 ECU went towards the financing of infrastructure projects. 47% of this sum was used for the construction and equipping of 1 vocational secondary school; and 53% for the refurbishing and extension of 2 technical secondary schools.

### Technical Cooperation

44% of the aid, or 2,100,000 ECU went towards the financing of technical cooperation.

### Scholarship Programmes

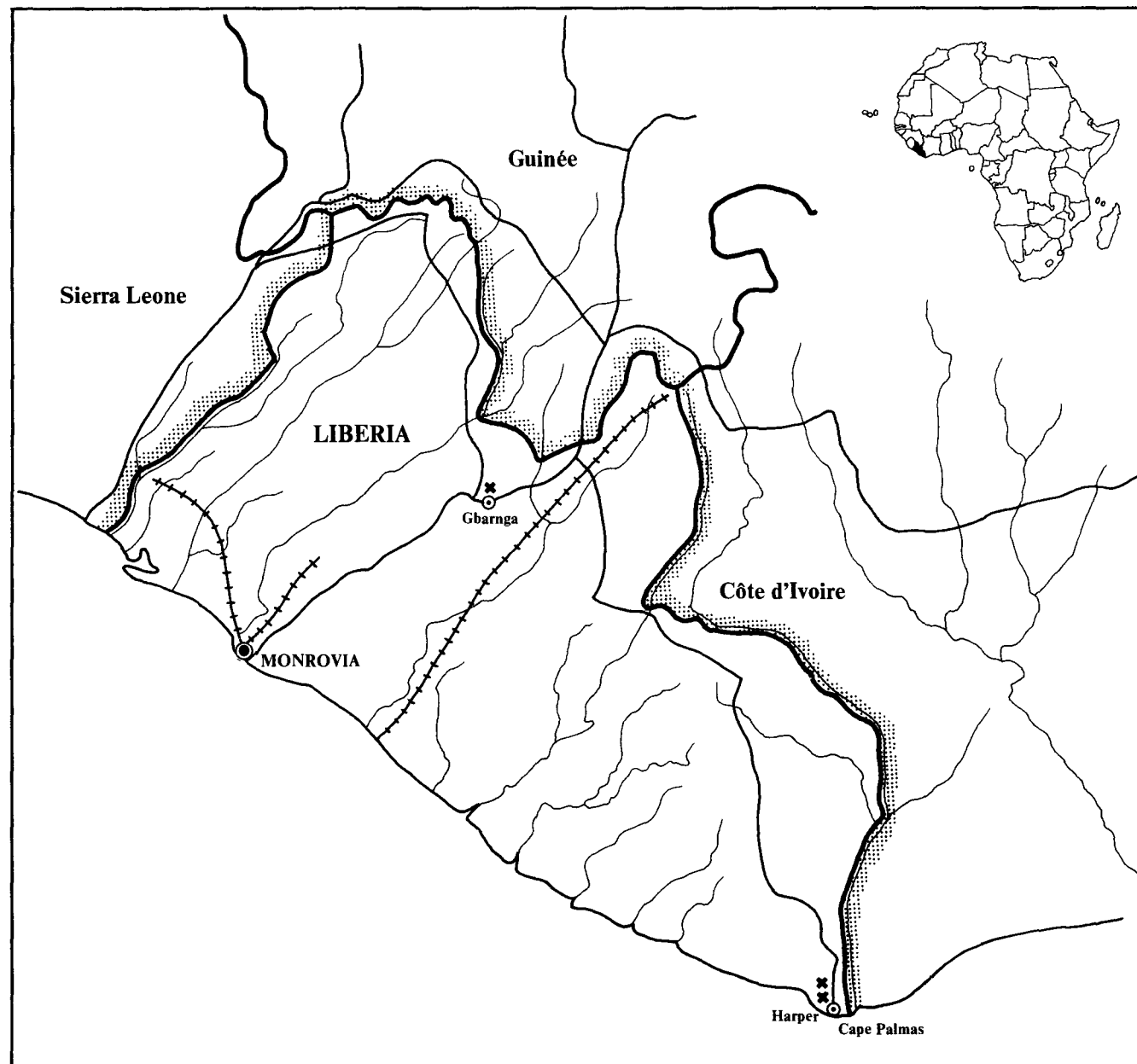
52% of this sum was used for scholarship programmes, under which scholarships were awarded to 129 individuals. 40% of these scholarships were for studies mainly in Engineering; and 60% of these scholarships were for training, primarily in Economics (32%) and in Education (32%). 57% of the scholarships were awarded at the secondary level; 43% were awarded at the higher education level. 27% of the scholarship recipients undertook their studies or training in Liberia, 11% in other developing countries or in Israel and 62% in Europe.

### Technical Assistance

48% of this sum was used for technical assistance : in the form of integrated projects (Tubman College).

## EDF Financial Commitments in the Education-Training Sector (in '000 ECU)

	EDF I	EDF II	EDF III	EDF IV	Total
Education-Training				4 819	4 819
% relative to total EDF aid				14%	14%
Infrastructure Projects				2 719	2 719
				56%	56%
Technical Cooperation				2 100	2 100
				44%	44%
Scholars. progr.				1 100	1 100
Techn. assist.				1 000	1 000





## Educational Infrastructure

Educational Facilities Assisted by the EDF :  
number and financial commitments by level of education (in '000 ECU)

Level	EDF I		EDF II		EDF III		EDF IV		Total	
	No.	Cost	No.	Cost	No.	Cost	No.	Cost	No.	Cost
Primary							-	-	-	-
General Secondary							-	-	-	-
Vocational Secondary							3	2 719	3	2 719
Higher Education							-	-	-	-
<b>Total Cost</b>								<b>2 719</b>		<b>2 719</b>
<i>% of these commitments in relation to those for infrastructure projects in all sectors</i>										
								17%		17%

### Summary of Educational Infrastructure Projects (in '000 ECU)

Project Title	Location	No.	New Facilities		Extensions-Improvements		Admissions Capacity
			Cost	No.	Cost	No.	
<b>Vocational Secondary Schools</b>							
<b>EDF IV :</b>							
Centre for Scientific and Technical Studies at the Cape Palmas High School	Urban	-	-	1	450		140
Renovation of W.V.S. Tubman Technical Institute in Harper	Urban	-	-	1	1 000		300
Rural Centre for Health Training	Rural	1	1 269	-	-		160
<b>Total</b>		<b>1</b>	<b>1 269</b>	<b>2</b>	<b>1 450</b>		<b>600</b>
<b>Total Cost</b>			<b>1 269</b>		<b>1 450</b>		

## Scholarships

Number of Study (s) and Training (t) Scholarships Financed by the EDF by Discipline

Discipline	EDF I		EDF II		EDF III		EDF IV		Total		% of scholarships by discipline		
	s	t	s	t	s	t	s	t	s	t	0%	20%	40%
General Studies							-	-	-	-			
Humanities							-	-	-	-			
Education							0	25	0	25			
Fine Arts							0	2	0	2			
Administration							2	2	2	2			
Social Sciences							1	0	1	0			
Economics							16	25	16	25			
Natural Sciences							-	-	-	-			
Engineering							33	20	33	20			
Medical Sciences							-	-	-	-			
Agriculture							0	3	0	3			
Others							-	-	-	-			
<b>Total</b>							<b>52</b>	<b>77</b>	<b>52</b>	<b>77</b>			
<b>General Total</b>							<b>129</b>		<b>129</b>				

### Distribution of EDF Scholarships by Level of Education

Level	EDF I	EDF II	EDF III	EDF IV	Total	% of scholarships by level		
						0%	50%	100%
Secondary				57%	57%			
Higher Education				43%	43%			
Post Graduate								

### Number and Success Rates of EDF Scholarship Holders by Place of Study (Country of Origin, ACP and EEC)

	Success Rates of Scholarship Holders			Scholarship Holders by Place of Study										
	Scholarsh. completed	C.O.	ACP	EEC	C.O.	ACP	EEC	% of holders						
								0	25	50	75	100		
EDF I														
EDF II														
EDF III														
EDF IV					35	14 *	80							
<b>Total</b>					<b>35</b>	<b>14</b>	<b>80</b>							

\*1 including 9 who studied in Israel and India

# Madagascar

**Basic information**  
 Area : 587,041 km<sup>2</sup>  
 Population (1979) : 8,510,000  
 GNP/capita (1979) : \$ 290

Primary : 1,133,000 students (1975)  
 Secondary : 113,800 students (1975)

- Primary Classroom
- ◆ General Secondary School
- ✕ Vocational Secondary School
- ▲ Higher Education Institute

## Education-Training Sector

Madagascar participated in the four EDFs.  
 For Education-Training, a total of 17,899,000 ECU was received, representing +/- 3% of the total EDF aid in this sector, or +/- 6% of the total EDF aid received by this country.

### Infrastructure Projects

36% of the aid, or 6,406,000 ECU went towards the financing of infrastructure projects. 63% of this sum was used for the construction and equipping of 135 primary classrooms, 8 general secondary schools and 8 vocational secondary schools; and 37% for the extension and equipping of 6 general secondary schools and 6 technical secondary schools.

### Technical Cooperation

64% of the aid, or 11,493,000 ECU went towards the financing of technical cooperation.

### Scholarship Programmes

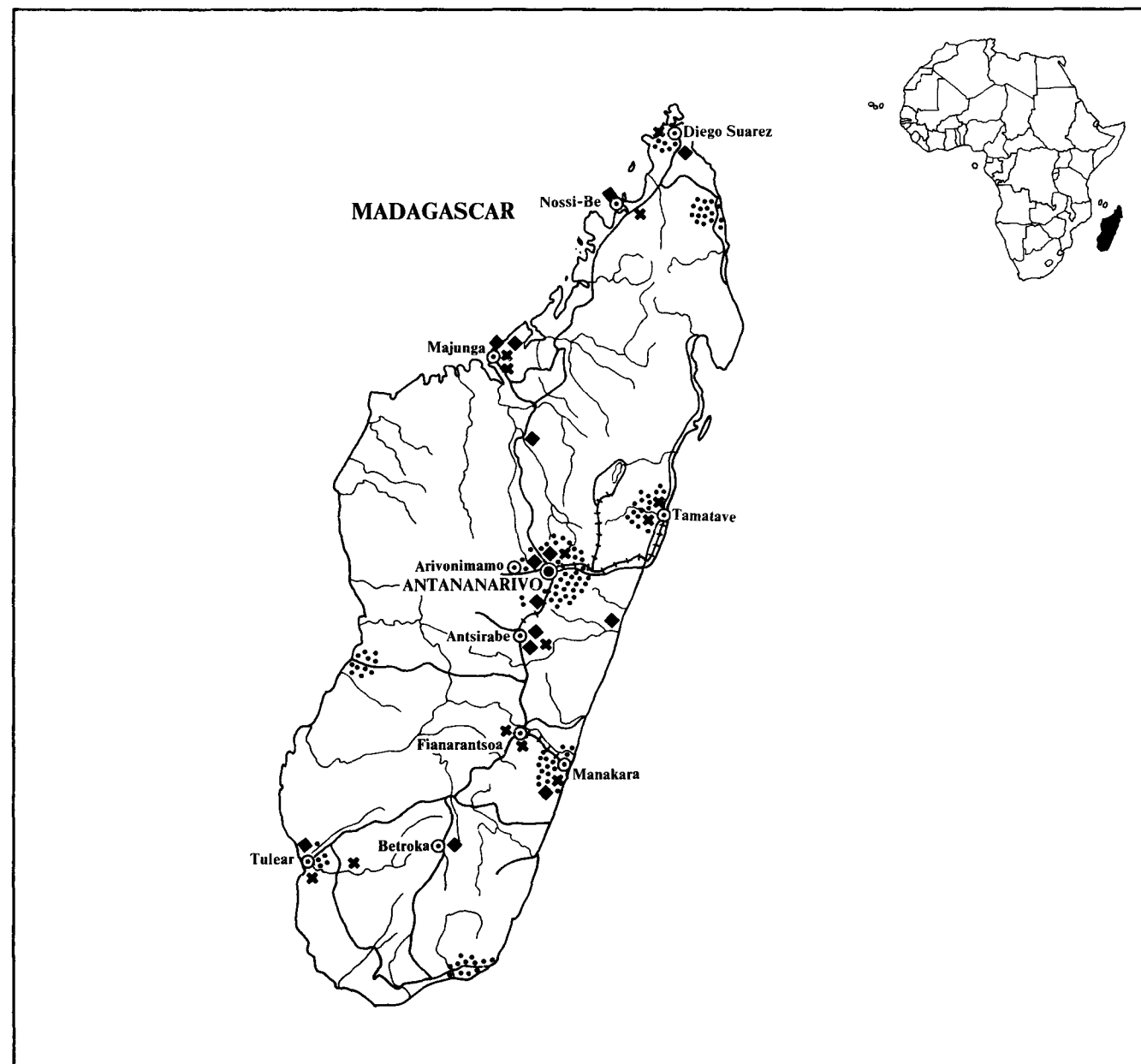
65% of this sum was used for scholarship programmes, under which scholarships were awarded to 724 individuals. 61% of these scholarships were for studies mainly in Economics (46%) and in Engineering (23%); and 39% of these scholarships were for training, primarily in Economics (61%) and in Agriculture (16%). 43% of the scholarships were awarded at the secondary level; 57% were awarded at higher education and post-graduate levels. 20% of the scholarship recipients undertook their studies or training in Madagascar, 10% in other developing countries or in Israel and 70% in Europe.

### Technical Assistance

35% of this sum was used for technical assistance : for the sending of instructors-trainers, basic and advanced training sessions and 2 integrated projects (Formation de cadres et animateurs et formation de cadres dirigeants).

## EDF Financial Commitments in the Education-Training Sector (in '000 ECU)

	EDF I	EDF II	EDF III	EDF IV	Total
Education-Training	4 333	2 218	3 828	7 520	17 899
% relative to total EDF aid	8%	3%	5%	9%	6%
Infrastructure Projects	4 051	575	630	1 150	6 406
	93%	26%	16%	15%	36%
Technical Cooperation	282	1 643	3 198	6 370	11 493
	7%	74%	84%	85%	64%
Scholars. progr.	282	1 643	2 233	3 305	7 463
Techn. assist.	-	-	965	3 065	4 030



## Educational Infrastructure

Educational Facilities Assisted by the EDF :  
number and financial commitments by level of education (in '000 ECU)

Level		EDF I		EDF II		EDF III		EDF IV		Total	
		No.	Cost	No.	Cost	No.	Cost	No.	Cost	No.	Cost
Primary	Classrooms	135	223	-	-	-	-	-	-	135	223
General Secondary	Schools	12	1 682	1	575	1	630	-	-	14	2 887
Vocational Secondary	Schools	8	2 146	-	-	-	-	6	1 150	14	3 296
Higher Education	Institutes	-	-	-	-	-	-	-	-	-	-
<b>Total Cost</b>			<b>4 051</b>		<b>575</b>		<b>630</b>		<b>1 150</b>		<b>6 406</b>
<i>% of these commitments in relation to those for infrastructure projects in all sectors</i>			7%		2%		1%		2%		3%

### Summary of Educational Infrastructure Projects (in '000 ECU)

Project Title	Location	No.	New Facilities Cost	Extensions-Improvements No.	Cost	Admissions Capacity
---------------	----------	-----	---------------------	-----------------------------	------	---------------------

#### Primary Classrooms

EDF I :						
Primary Schools	Rural	120	162	-	-	6 000
School Group in Tamatave	Urban	15	61	-	-	530
<b>Total</b>		<b>135</b>	<b>223</b>	-	-	<b>6 530</b>

#### General Secondary Schools

EDF I :						
Diego Suarez Secondary School (and Teaching School)	Urban	1	142	-	-	660
Extension of the Majunga College**	Urban	-	-	1	102	790
Completion of the Tulear College**	Urban	-	-	1	243	1 240
Refurbishing of the Tulear Sec. School	Urban	-	-	1	58	-
Antsirabé College**	Urban	1	391	-	-	720
Science Building for the Rebearivelo						
Secondary School in Tananarive	Urban	-	-	1	203	-
6 Secondary Schools	Urban	5	515	1	28	1 160 *

EDF II :						
St. Gabriel College in Majunga	Urban	-	-	1	575	1 500

EDF III :						
Secondary School in Nossi-Bé	Urban	1	630	-	-	320
<b>Total</b>		<b>8</b>	<b>1 678</b>	<b>6</b>	<b>1 209</b>	<b>6 390</b>

#### Vocational Secondary Schools

EDF I :						
Arivonimamo Teaching College	Urban	1	283	-	-	400
Centres for Agricultural Studies	Rural	7	1 863	-	-	860

EDF IV :						
Equipment for Technical Schools	Urban	-	-	6	1 150	-
<b>Total</b>		<b>8</b>	<b>2 146</b>	<b>6</b>	<b>1 150</b>	<b>1 260</b>

**Total Cost** 4 047 2 359

## Scholarships

Number of Study (s) and Training (t) Scholarships Financed by the EDF by Discipline

Discipline	EDF I		EDF II		EDF III		EDF IV		Total		% of scholarships by discipline		
	s	t	s	t	s	t	s	t	s	t	0%	35%	70%
General Studies	-	-	1	0	-	-	-	-	1	0			
Humanities	-	-	-	-	1	0	12	0	13	0	█		
Education	0	1	3	11	4	10	-	-	7	22	█		
Fine Arts	0	1	8	7	4	1	2	0	14	9	█		
Administration	0	2	0	2	1	2	7	1	8	7	█		
Social Sciences	1	0	1	1	-	-	-	-	2	1			
Economics	40	29	86	115	41	10	37	18	204	172	██████████		
Natural Sciences	-	-	8	0	21	1	12	0	41	1	█		
Engineering	7	5	25	4	43	3	26	8	101	20	██████		
Medical Sciences	2	0	5	0	6	2	10	1	23	3	█		
Agriculture	9	14	13	25	7	5	1	1	30	45	████		
Others	-	-	-	-	-	-	-	-	-	-			
<b>Total</b>	<b>59</b>	<b>52</b>	<b>150</b>	<b>165</b>	<b>128</b>	<b>34</b>	<b>107</b>	<b>29</b>	<b>444</b>	<b>280</b>			
<b>General Total</b>	<b>111</b>	<b>315</b>	<b>162</b>	<b>136</b>	<b>724</b>								

### Distribution of EDF Scholarships by Level of Education

Level	EDF I	EDF II	EDF III	EDF IV	Total	% of scholarships by level		
						0%	50%	100%
Secondary	55%	63%	10%	16%	43%	██████████		
Higher Education	44%	32%	78%	74%	51%	██████████		
Post Graduate	1%	4%	12%	10%	6%	█		

### Number and Success Rates of EDF Scholarship Holders by Place of Study (Country of Origin, ACP and EEC)

	Success Rates of Scholarship Holders				Scholarship Holders by Place of Study			% of holders					
	Scholarsh. completed	C.O.	ACP	EEC	C O.	ACP	EEC						
								0	25	50	75	100	
EDF I	111	-	-	73%	29	-	82	██████████					
EDF II	309	67%	100%	75%	92	40 1)	183	██████████					
EDF III	121	44%	100%	54%	11	19 2)	132	██████████					
EDF IV					9	16	111	██████████					
<b>Total</b>					<b>141</b>	<b>75</b>	<b>508</b>	██████████					
					C O	ACP	EEC						

1) including 35 who studied in Israel

2) including 5 who studied in Israel

\* estimation

\*\* for classical and modern studies

# Malawi

**Basic information**  
 Area : 118,484 km<sup>2</sup>  
 Population (1979) : 5,820,000  
 GNP/capita (1979) : \$ 200

Primary : 664,000 students (1976)  
 Secondary : 16,700 students (1975)

- Primary School
- ◆ General Secondary School
- ✕ Vocational Secondary School
- ▲ Higher Education Institute

## Education-Training Sector

Malawi participated in the 4th EDF.  
 For Education-Training, a total of 4,533,000 ECU was received, representing +/- 1% of the total EDF aid in this sector, or +/- 6% of the total EDF aid received by this country.

### Infrastructure Projects

35% of the aid, or 1,583,000 ECU went towards the financing of infrastructure projects. The total of this sum was used for the extension of 1 vocational secondary school and 2 institutes of higher education.

### Technical Cooperation

65% of the aid, or 2,950,000 ECU went towards the financing of technical cooperation.

### Scholarship Programmes

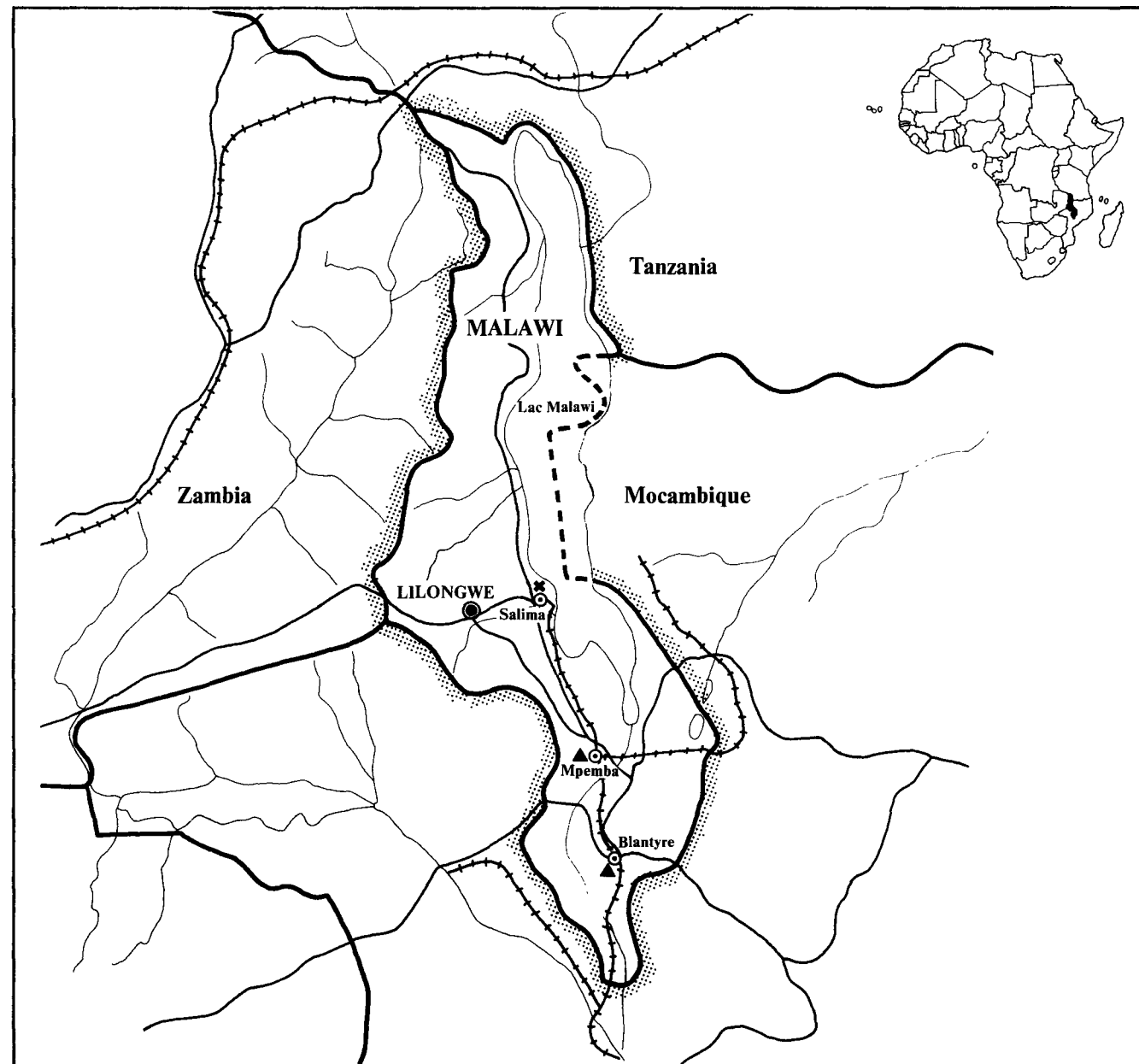
69% of this sum was used for scholarship programmes, under which scholarships were awarded to 393 individuals. 23% of these scholarships were for studies mainly in Engineering (23%) and in Economics (22%); and 77% of these scholarships were for training, primarily in Administration (84%). 15% of the scholarships were awarded at the secondary level; 85% were awarded at the higher education level. 64% of the scholarship recipients undertook their studies or training in Malawi, 2% in other developing countries and 34% in Europe.

### Technical Assistance

31% of this sum was used for technical assistance : for the sending of instructors-trainers and for basic and advanced training sessions.

**EDF Financial Commitments in the Education-Training Sector**  
 (in '000 ECU)

	EDF I	EDF II	EDF III	EDF IV	Total
<b>Education-Training</b>				4 533	4 533
% relative to total EDF aid				6%	6%
<b>Infrastructure Projects</b>				1 583	1 583
				35%	35%
<b>Technical Cooperation</b>				2 950	2 950
				65%	65%
Scholars. progr.				2 040	2 040
Techn. assist.				910	910



## Educational Infrastructure

Educational Facilities Assisted by the EDF :  
number and financial commitments by level of education (in '000 ECU)

Level	EDF I		EDF II		EDF III		EDF IV		Total	
	No.	Cost	No.	Cost	No.	Cost	No.	Cost	No.	Cost
Primary										
General Secondary										
Vocational Secondary										
Higher Education										
<b>Total Cost</b>										
<i>% of these commitments in relation to those for infrastructure projects in all sectors</i>										

### Summary of Educational Infrastructure Projects (in '000 ECU)

Project Title	Location	No.	New Facilities Cost	Extensions-Improvements No.	Cost	Admissions Capacity
<b>Vocational Secondary Schools</b>						
<b>EDF IV :</b>						
Extension of the Rural Vocational School	Rural	-	-	1	375	20
<b>Total</b>		-	-	<b>1</b>	<b>375</b>	<b>20</b>
<b>Higher Education Institutes</b>						
<b>EDF IV :</b>						
Student Centre for the Blantyre Polytechnical Institute	Urban	-	-	1	748	
Extension of the Mpemba Staff Training College	Rural	-	-	1	460	60
<b>Total</b>		-	-	<b>2</b>	<b>1 208</b>	<b>60</b>
<b>Total Cost</b>			-		<b>1 583</b>	

## Scholarships

Number of Study (s) and Training (t) Scholarships Financed by the EDF by Discipline

Discipline	EDF I		EDF II		EDF III		EDF IV		Total		% of scholarships by discipline		
	s	t	s	t	s	t	s	t	s	t	0%	35%	70%
General Studies													
Humanities							8	0	8	0			
Education							7	0	7	0			
Fine Arts							-	-	-	-			
Administration							2	253	2	253			
Social Sciences							5	1	5	1			
Economics							20	31	20	31			
Natural Sciences							3	1	3	1			
Engineering							21	11	21	11			
Medical Sciences							18	1	18	1			
Agriculture							8	3	8	3			
Others							-	-	-	-			
<b>Total</b>							<b>92</b>	<b>301</b>	<b>92</b>	<b>301</b>			
<b>General Total</b>							<b>393</b>		<b>393</b>				

### Distribution of EDF Scholarships by Level of Education

Level	EDF I	EDF II	EDF III	EDF IV	Total	% of scholarships by level		
						0%	50%	100%
Secondary				15%	15%			
Higher Education				76%	76%			
Post Graduate				9%	9%			

### Number and Success Rates of EDF Scholarship Holders by Place of Study (Country of Origin, ACP and EEC)

	Success Rates of Scholarship Holders			Scholarship Holders by Place of Study			% of holders					
	Scholarsh. completed	C.O.	ACP	EEC	C.O.	ACP	EEC	0	25	50	75	100
EDF I												
EDF II												
EDF III												
EDF IV					252	9	132					
<b>Total</b>					<b>252</b>	<b>9</b>	<b>132</b>					

# Mali

**Basic information**  
 Area : 1,239,710 km<sup>2</sup>  
 Population (1979) : 6,470,000  
 GNP/capita (1979) : \$ 140

Primary : 252,000 students (1975)  
 Secondary : 55,500 students (1975)

89

- Primary Classroom
- ◆ General Secondary School
- ✱ Vocational Secondary School
- ▲ Higher Education Institute

## Education-Training Sector

Mali participated in the four EDFs.

For Education-Training, a total of 15,913,000 ECU was received, representing +/- 3% of the total EDF aid in this sector, or +/- 8% of the total EDF aid received by this country.

## Infrastructure Projects

67% of the aid, or 10,621,000 ECU went towards the financing of infrastructure projects. 95% of this sum was used for the construction and equipping of 105 primary classrooms, 1 general secondary school and 1 vocational secondary school; and 5% for the extension of 1 primary school and 2 vocational secondary schools.

## Technical Cooperation

33% of the aid, or 5,292,000 ECU went towards the financing of technical cooperation.

## Scholarship Programmes

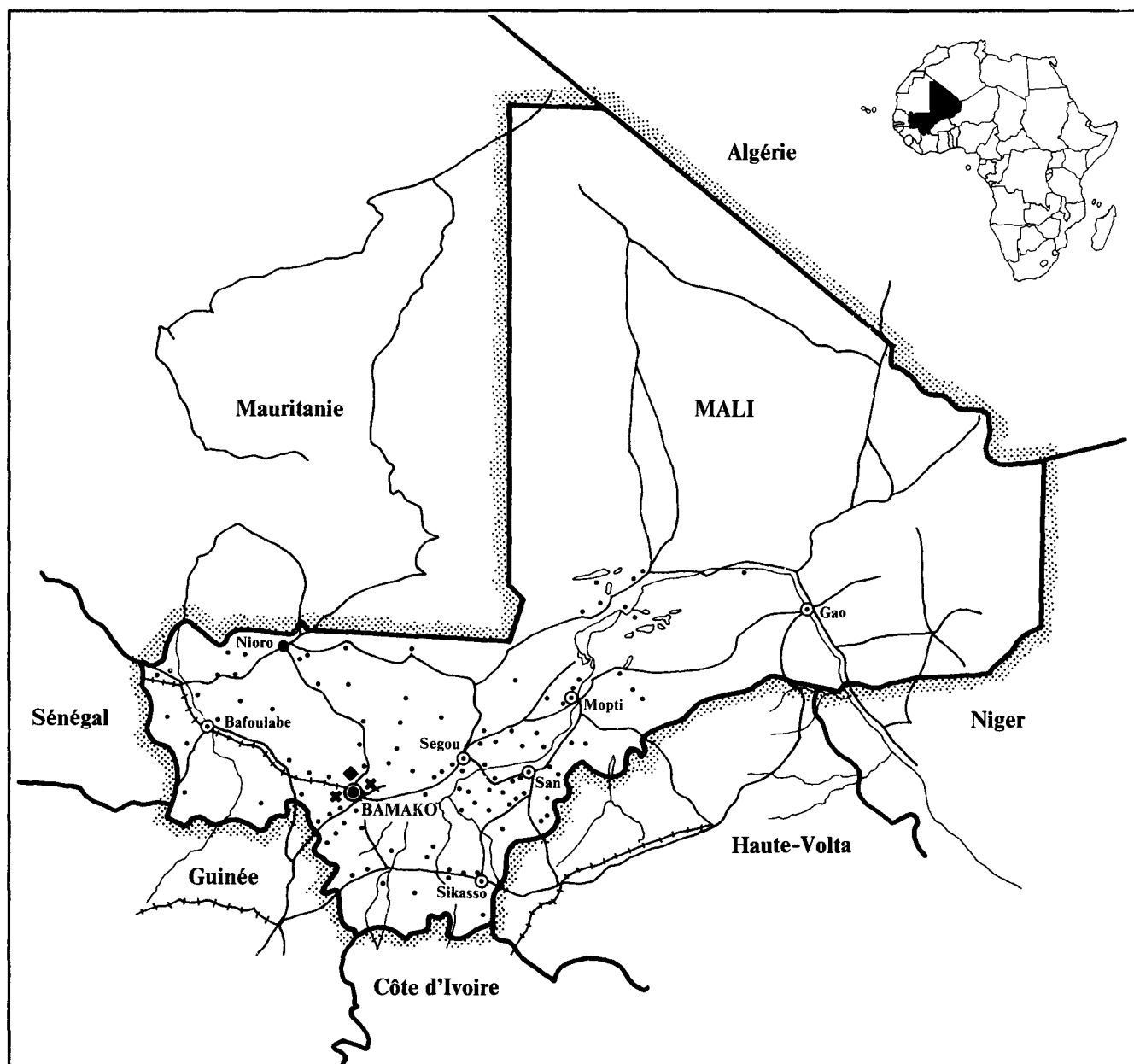
84% of this sum was used for scholarship programmes, under which scholarships were awarded to 905 individuals. 90% of these scholarships were for studies mainly in Agriculture (42%) and in Engineering (23%); and 10% of these scholarships were for training, primarily in Economics (40%) and in Agriculture (26%). 16% of the scholarships were awarded at the secondary level; 84% were awarded at higher education and post-graduate levels. 65% of the scholarship recipients undertook their studies or training in Mali, 15% in other developing countries or in Israel and 20% in Europe.

## Technical Assistance

16% of this sum was used for technical assistance : for the sending of instructors-trainers.

**EDF Financial Commitments in the Education-Training Sector**  
 (in '000 ECU)

	EDF I	EDF II	EDF III	EDF IV	Total
Education-Training	10 507	1 004	2 150	2 252	15 913
% relative to total EDF aid	3%	3%	4%	3%	8%
Infrastructure Projects	10 397	-	224	-	10 621
	99%	0%	10%	0%	67%
Technical Cooperation	110	1 004	1 926	2 252	5 292
	1%	100%	90%	100%	33%
Scholars. progr.	110	810	1 652	1 884	4 456
Techn. assist.	-	194	274	368	836



## Educational Infrastructure

**Educational Facilities Assisted by the EDF :  
number and financial commitments by level of education (in '000 ECU)**

Level		EDF I		EDF II		EDF III		EDF IV		Total	
		No.	Cost	No.	Cost	No.	Cost	No.	Cost	No.	Cost
Primary	Classrooms	104	3 484	-	-	2	224	-	-	106	3 708
General Secondary	Schools	1	5 072	-	-	-	-	-	-	1	5 072
Vocational Secondary	Schools	3	1 841	-	-	-	-	-	-	3	1 841
Higher Education	Institutes	-	-	-	-	-	-	-	-	-	-
<b>Total Cost</b>			<b>10 397</b>				<b>224</b>				<b>10 621</b>
<i>% of these commitments in relation to those for infrastructure projects in all sectors</i>				33%		0%		1%		0%	7%

### Summary of Educational Infrastructure Projects (in '000 ECU)

Project Title	Location	No.	New Facilities Cost	Extensions-Improvements No.	Cost	Admissions Capacity
---------------	----------	-----	------------------------	--------------------------------	------	------------------------

#### Primary Classrooms

EDF I:						
4 Seasonal Agricultural Schools (1st phase)	Urban	4	92	-	-	80
50 Seasonal Agricultural Schools (2nd phase)	Rural	50	1 448	-	-	1 000
50 Seasonal Agricultural Schools (3rd phase)	Rural	50	1 944	-	-	1 000
EDF III:						
Rural Family Centres (post-primary)	Urban	1	150	1	74	*
<b>Total</b>		<b>105</b>	<b>3 634</b>	<b>1</b>	<b>74</b>	<b>2 080</b>

#### General Secondary Schools

EDF I:						
Bamako Secondary School	Urban	1	5 072	-	-	1 200
<b>Total</b>		<b>1</b>	<b>5 072</b>	<b>-</b>	<b>-</b>	<b>1 200</b>

#### Vocational Secondary Schools

EDF I:						
Bamako Teaching School	Urban	1	1 402	-	-	300
Irrigation Station for the Catibougou Agricultural College	Urban	-	-	1	74	-
Administration Building for the Institute of Rural Economics in Bamako	Urban	-	-	1	365	-
<b>Total</b>		<b>1</b>	<b>1 402</b>	<b>2</b>	<b>439</b>	<b>300</b>

**Total Cost** **10 108** **513**

\* information not available

## Scholarships

**Number of Study (s) and Training (t) Scholarships Financed by the EDF  
by Discipline**

Discipline	EDF I		EDF II		EDF III		EDF IV		Total		% of scholarships by discipline
	s	t	s	t	s	t	s	t	s	t	
General Studies	-	-	-	-	-	-	-	-	-	-	
Humanities	1	0	-	-	-	-	0	1	1	1	I
Education	6	0	4	10	5	0	-	-	15	10	■
Fine Arts	-	-	2	1	0	2	-	-	2	3	I
Administration	-	-	1	0	1	0	-	-	2	0	I
Social Sciences	-	-	1	0	-	-	-	-	1	0	I
Economics	18	2	60	9	49	8	47	15	174	34	■
Natural Sciences	-	-	5	0	5	0	4	0	14	0	I
Engineering	3	2	8	1	110	7	71	1	192	11	■
Medical Sciences	2	0	5	4	20	0	45	1	72	5	■
Agriculture	7	10	17	9	164	3	158	0	346	22	■
Others	-	-	-	-	-	-	-	-	-	-	
<b>Total</b>	<b>37</b>	<b>14</b>	<b>103</b>	<b>34</b>	<b>354</b>	<b>20</b>	<b>325</b>	<b>18</b>	<b>819</b>	<b>86</b>	
<b>General Total</b>	<b>51</b>		<b>137</b>		<b>374</b>		<b>343</b>		<b>905</b>		

### Distribution of EDF Scholarships by Level of Education

Level	EDF I	EDF II	EDF III	EDF IV	Total	% of scholarships by level		
						0%	50%	100%
Secondary	69%	39%	10%	4%	16%	■		
Higher Education	31%	53%	89%	93%	82%	■		
Post Graduate		8%	1%	3%	2%	I		

### Number and Success Rates of EDF Scholarship Holders by Place of Study (Country of Origin, ACP and EEC)

Scholarsh. completed	Success Rates of Scholarship Holders			Scholarship Holders by Place of Study			% of holders				
	C.O.	ACP	EEC	C.O.	ACP	EEC	0	25	50	75	100
EDF I	51	-	86%	74%	-	19 1)	32	■			
EDF II	135	-	83%	63%	-	64 2)	73	■			
EDF III	372	85%	83%	88%	313	8 3)	53	■			
EDF IV					276	41 4)	26	■			
<b>Total</b>					<b>589</b>	<b>132</b>	<b>184</b>	■			

1) including 5 who studied in Israel

2) including 17 who studied in Israel and 9 in Magreb-Machrek countries

3) including 2 who studied in Israel

4) including 1 who studied in a Magreb-Machrek country

# Mauritania

**Basic information**  
 Area : 1,030,700 km<sup>2</sup>  
 Population (1979) : 1,590,000  
 GNP/capita (1979) : \$ 320

Primary : 72,900 students (1977)  
 Secondary : 10,100 students (1977)

- Primary Classroom
- ◆ General Secondary School
- ✕ Vocational Secondary School
- ▲ Higher Education Institute

## Education-Training Sector

Mauritania participated in the four EDFs.

For Education-Training, a total of 9,999,000 ECU was received, representing +/- 2% of the total EDF aid in this sector, or +/- 8% of the total EDF aid received by this country.

### Infrastructure Projects

82% of the aid, or 8,222,000 ECU went towards the financing of infrastructure projects. 94% of this sum was used for the construction and equipping of 213 primary classrooms and 9 general secondary schools; and 6% for the extension and equipping of 109 primary classrooms and 11 general secondary schools.

### Technical Cooperation

18% of the aid, or 1,777,000 ECU went towards the financing of technical cooperation.

### Scholarship Programmes

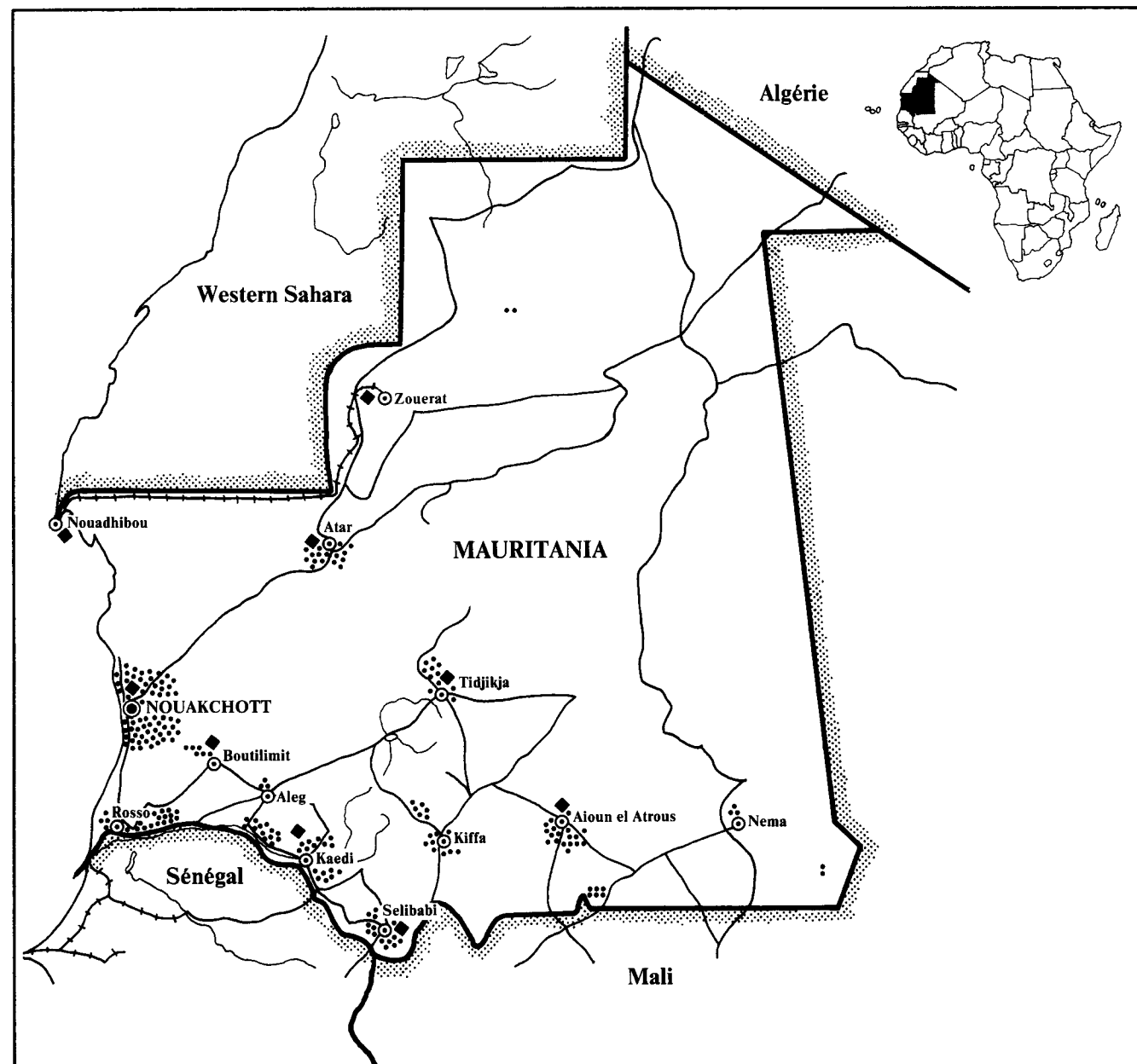
91% of this sum was used for scholarship programmes, under which scholarships were awarded to 362 individuals. 88% of these scholarships were for studies mainly in Engineering (69%) and in Medical Sciences (19%); and 12% of these scholarships were for training, primarily in Engineering (33%) and in Natural Sciences (24%). 90% of the scholarships were awarded at the secondary level; 10% were awarded at the higher education level. 73% of the scholarship recipients undertook their studies or training in Mauritania, 8% in other developing countries and 19% in Europe.

### Technical Assistance

9% of this sum was used for technical assistance : in the form of technical studies and basic and advanced training sessions.

## EDF Financial Commitments in the Education-Training Sector (in '000 ECU)

	EDF I	EDF II	EDF III	EDF IV	Total
Education-Training	1 582	1 778	2 824	3 815	9 999
% relative to total EDF aid	12%	9%	11%	5%	8%
Infrastructure Projects	1 517	1 201	2 119	3 385	8 222
	96%	67%	75%	89%	82%
Technical Cooperation	65	577	705	430	1 777
	4%	33%	25%	11%	18%
Scholars. progr.	65	573	612	370	1 620
Techn. assist.	-	4	93	60	157





## Educational Infrastructure

Educational Facilities Assisted by the EDF :  
number and financial commitments by level of education (in '000 ECU)

Level		EDF I		EDF II		EDF III		EDF IV		Total	
		No.	Cost	No.	Cost	No.	Cost	No.	Cost	No.	Cost
Primary	Classrooms	63	835	163	877	48	720	48	1 862	322	4 294
General Secondary	Schools	3	682	11	324	4	1 399	2	1 523	20	3 928
Vocational Secondary	Schools	-	-	-	-	-	-	-	-	-	-
Higher Education	Institutes	-	-	-	-	-	-	-	-	-	-
<b>Total Cost</b>			<b>1 517</b>		<b>1 201</b>		<b>2 119</b>		<b>3 385</b>		<b>8 222</b>
<i>% of these commitments in relation to those for infrastructure projects in all sectors</i>			<i>12%</i>		<i>9%</i>		<i>10%</i>		<i>12%</i>		<i>11%</i>

### Summary of Educational Infrastructure Projects (in '000 ECU)

Project Title	Location	No.	New Facilities Cost	Extensions-Improvements No.	Cost	Admissions Capacity
<b>Primary Classrooms</b>						
<b>EDF I:</b>						
29 Primary Classrooms*	Rural	63	835	-	-	2 800
<b>EDF II:</b>						
10 Primary Schools	2U/8R	54	682	-	-	2 700
Equipment for 109 Classrooms	U/R	-	-	109	195	-
<b>EDF III:</b>						
8 Primary Schools and 1 Specialised School with 6 Classrooms	Urban	48	720	-	-	2 400
<b>EDF IV:</b>						
8 Primary Classrooms	Rural	48	1 862	-	-	2 300
<b>Total</b>		<b>213</b>	<b>4 099</b>	<b>109</b>	<b>195</b>	<b>10 200</b>
<b>General Secondary Schools</b>						
<b>EDF I:</b>						
3 Secondary Schools	Urban	3	682	-	-	547
<b>EDF II:</b>						
New Classrooms for 3 Schools	Urban	-	-	3	307	120
Equipment for 8 Classrooms	Urban	-	-	8	17	-
<b>EDF III:</b>						
Construction of Secondary Schools	1U/3R	4	1 399	-	-	640
<b>EDF IV:</b>						
Construction of Secondary Schools	Urban	2	1 523	-	-	480
<b>Total</b>		<b>9</b>	<b>3 604</b>	<b>11</b>	<b>324</b>	<b>1 787</b>
<b>Total Cost</b>			<b>7 703</b>		<b>519</b>	

\* Only 28 schools were built, representing 61 classrooms

## Scholarships

Number of Study (s) and Training (t) Scholarships Financed by the EDF by Discipline

Discipline	EDF I		EDF II		EDF III		EDF IV		Total		% of scholarships by discipline
	s	t	s	t	s	t	s	t	s	t	
General Studies	-	-	-	-	-	-	-	-	-	-	0%
Humanities	-	-	-	-	-	-	-	-	-	-	35%
Education	-	-	-	-	-	-	1	0	1	0	70%
Fine Arts	-	-	0	1	-	-	-	-	0	1	
Administration	-	-	-	-	-	-	0	2	0	2	
Social Sciences	-	-	1	0	0	2	-	-	1	2	
Economics	4	0	10	0	10	1	6	8	30	9	
Natural Sciences	-	-	1	0	-	-	0	11	1	11	
Engineering	6	6	106	4	105	3	2	2	219	15	
Medical Sciences	3	1	1	3	-	-	55	0	59	4	
Agriculture	4	0	1	1	1	0	-	-	6	1	
Others	-	-	-	-	-	-	-	-	-	-	
<b>Total</b>	<b>17</b>	<b>7</b>	<b>120</b>	<b>9</b>	<b>116</b>	<b>6</b>	<b>64</b>	<b>23</b>	<b>317</b>	<b>45</b>	
<b>General Total</b>	<b>24</b>		<b>129</b>		<b>122</b>		<b>87</b>		<b>362</b>		

### Distribution of EDF Scholarships by Level of Education

Level	EDF I		EDF II		EDF III		EDF IV		Total		% of scholarships by level
	s	t	s	t	s	t	s	t	s	t	
Secondary	75%		92%		97%		82%		90%		
Higher Education	25%		8%		3%		18%		10%		
Post Graduate											

### Number and Success Rates of EDF Scholarship Holders by Place of Study (Country of Origin, ACP and EEC)

	Success Rates of Scholarship Holders				Scholarship Holders by Place of Study				% of holders				
	Scholarsh. completed	C.O.	ACP	EEC	C.O.	ACP	EEC						
								0		25	50	75	100
<b>EDF I</b>	24		67%	73%	1	6	17						
<b>EDF II</b>	129	71%	75%	50%	102	4	23						
<b>EDF III</b>	113	89%	83%	100%	100	14	8						
<b>EDF IV</b>					61	6	20						
<b>Total</b>					<b>264</b>	<b>30</b>	<b>68</b>						

# Mauritius

**Basic information**  
 Area : 2,045 km<sup>2</sup>  
 Population (1979) : 910,000  
 NP/capita (1979) : \$ 1,040

Primary : 139,000 students (1976)  
 Secondary : 68,800 students (1976)

- Primary School
- ◆ General Secondary School
- ✕ Vocational Secondary School
- ▲ Higher Education Institute

## Education-Training Sector

Mauritius participated in the 3rd and 4th EDFs.

For Education-Training, a total of 5,354,000 ECU was received, representing +/- 1% of the total EDF aid in this sector, or +/- 22% of the total EDF aid received by this country.

### Infrastructure Projects

87% of the aid, or 4,654,000 ECU went towards the financing of infrastructure projects. 72% of this sum was used for the construction and equipping of 3 general secondary schools; and 28% for the extension of 1 university.

### Technical Cooperation

13% of the aid, or 700,000 ECU went towards the financing of technical cooperation.

### Scholarship Programmes

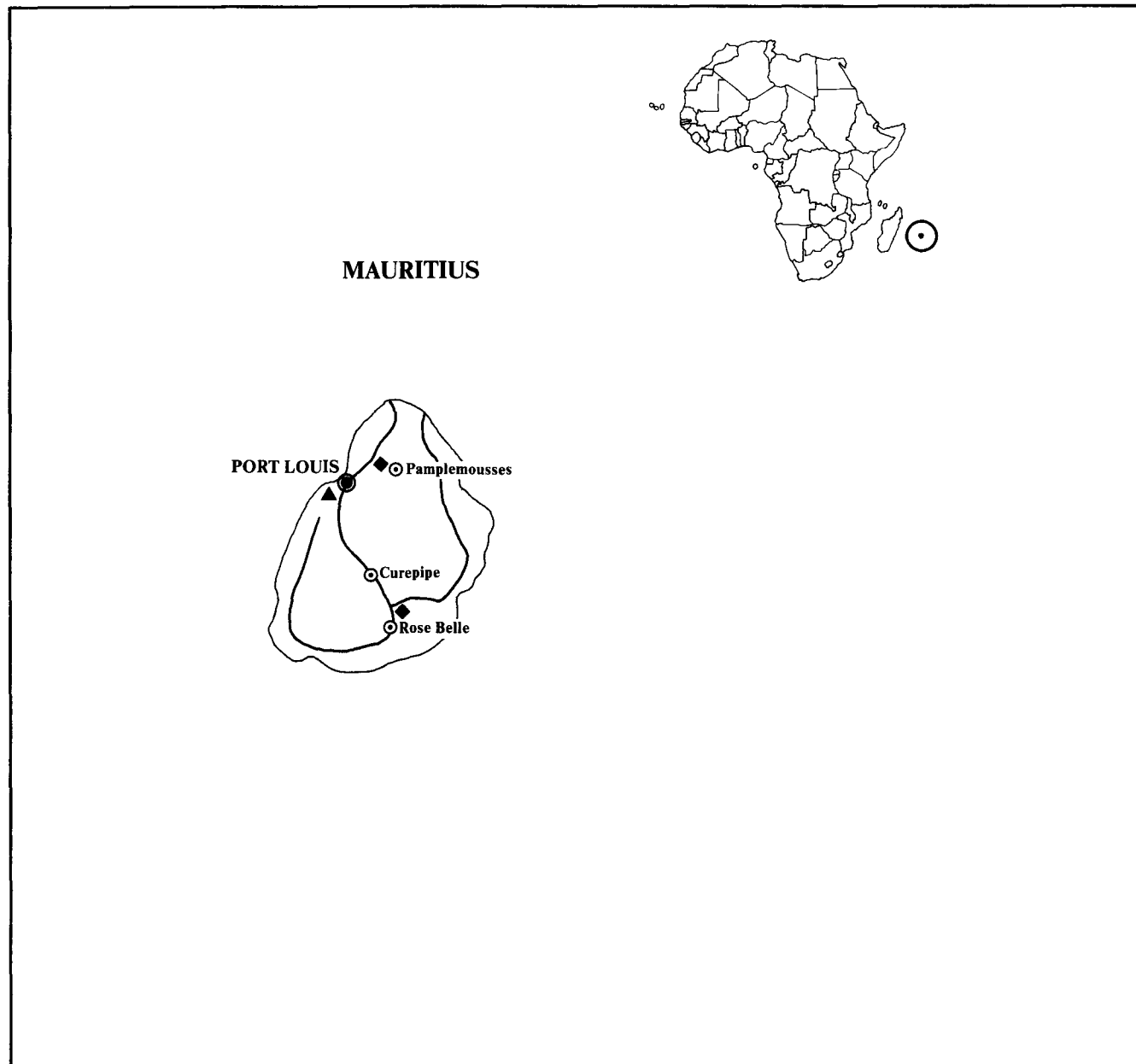
84% of this sum was used for scholarship programmes, under which scholarships were awarded to 52 individuals. 38% of these scholarships were for studies mainly in Economics (40%); and 62% of these scholarships were for training, primarily in Economics (38%) and in Medical Sciences (19%). 33% of the scholarships were awarded at the secondary level; 67% were awarded at higher education and post-graduate levels. 8% of the scholarship recipients undertook their studies or training in other developing countries and 92% in Europe.

### Technical Assistance

16% of this sum was used for technical assistance : in the form of basic and advanced training sessions.

## EDF Financial Commitments in the Education-Training Sector (in '000 ECU)

	EDF I	EDF II	EDF III	EDF IV	Total
Education-Training			4 654	700	5 354
% relative to total EDF aid			91%	4%	22%
Infrastructure Projects			4 654	-	4 654
			100%	0%	87%
Technical Cooperation			-	700	700
			0%	100%	13%
Scholars. progr.			-	585	585
Techn. assist.			-	115	115



## Educational Infrastructure

Educational Facilities Assisted by the EDF :  
number and financial commitments by level of education (in '000 ECU)

Level	EDF I		EDF II		EDF III		EDF IV		Total	
	No.	Cost	No.	Cost	No.	Cost	No.	Cost	No.	Cost
Primary					-	-	-	-	-	-
General Secondary					3	3 345	-	-	3	3 345
Vocational Secondary					-	-	-	-	-	-
Higher Education					1	1 309	-	-	1	1 309
<b>Total Cost</b>						<b>4 654</b>		<b>-</b>		<b>4 654</b>
<i>% of these commitments in relation to those for infrastructure projects in all sectors</i>						94%		0%		22%

### Summary of Educational Infrastructure Projects (in '000 ECU)

Project Title	Location	No.	New Facilities Cost	Extensions-Improvements No.	Improvements Cost	Admissions Capacity
<b>General Secondary Schools</b>						
<b>EDF III :</b>						
3 Pilot Secondary Schools in Rose-Belle, Pamplémousse and Ebène	Urban	3	3 345	-	-	*
<b>Total</b>		<b>3</b>	<b>3 345</b>	<b>-</b>	<b>-</b>	<b>*</b>
<b>Higher Education Institutes</b>						
<b>EDF III :</b>						
Extension of Mauritius University	Urban	-	-	1	1 309	-
<b>Total</b>		<b>-</b>	<b>-</b>	<b>1</b>	<b>1 309</b>	<b>-</b>
<b>Total Cost</b>			<b>3 345</b>		<b>1 309</b>	

\* information not available

## Scholarships

Number of Study (s) and Training (t) Scholarships Financed by the EDF by Discipline

Discipline	EDF I		EDF II		EDF III		EDF IV		Total		% of scholarships by discipline				
	s	t	s	t	s	t	s	t	s	t	s	t	0%	20%	40%
General Studies	-	-	-	-	-	-	-	-	-	-	-	-			
Humanities	1	0	1	0	-	-	-	-	1	0					
Education	4	1	4	1	-	-	-	-	4	1					
Fine Arts	1	1	1	1	-	-	-	-	1	1					
Administration	4	4	4	4	-	-	-	-	4	4					
Social Sciences	0	3	0	3	-	-	-	-	0	3					
Economics	8	12	8	12	-	-	-	-	8	12					
Natural Sciences	-	-	-	-	-	-	-	-	-	-					
Engineering	2	4	2	4	-	-	-	-	2	4					
Medical Sciences	0	6	0	6	-	-	-	-	0	6					
Agriculture	0	1	0	1	-	-	-	-	0	1					
Others	-	-	-	-	-	-	-	-	-	-					
<b>Total</b>	<b>20</b>	<b>32</b>	<b>20</b>	<b>32</b>					<b>20</b>	<b>32</b>					
<b>General Total</b>		<b>52</b>		<b>52</b>											

### Distribution of EDF Scholarships by Level of Education

Level	EDF I	EDF II	EDF III	EDF IV	Total	% of scholarships by level		
						0%	50%	100%
Secondary				33%	33%			
Higher Education				58%	58%			
Post Graduate				9%	9%			

### Number and Success Rates of EDF Scholarship Holders by Place of Study (Country of Origin, ACP and EEC)

EDF	Success Rates of Scholarship Holders			Scholarship Holders by Place of Study				
	Scholarsh. completed	C.O.	ACP	EEC	C.O.	ACP	EEC	% of holders
								0 25 50 75 100
EDF I								
EDF II								
EDF III								
EDF IV					-	4	48	
<b>Total</b>					-	4	48	
								ACP EEC

# Netherlands Antilles

## Basic information

Area : 961 km<sup>2</sup>  
 Population (1979) : 260,000  
 GNP/capita (1979) : \$ 3,540

74

- Primary School
- ◆ General Secondary School
- ✕ Vocational Secondary School
- ▲ Higher Education Institute

## Education-Training Sector

Netherlands Antilles participated in the four EDFs.

For Education-Training, a total of 13,693,000 ECU was received, representing +/- 3% of the total EDF aid in this sector, or +/- 21% of the total EDF aid received by this country.

### Infrastructure Projects

73% of the aid, or 10,017,000 ECU went towards the financing of infrastructure projects. The total of this sum was used for the construction and equipping of 83 primary classrooms, 1 general secondary school and 13 vocational and technical secondary schools.

### Technical Cooperation

27% of the aid, or 3,676,000 ECU went towards the financing of technical cooperation.

### Scholarship Programmes

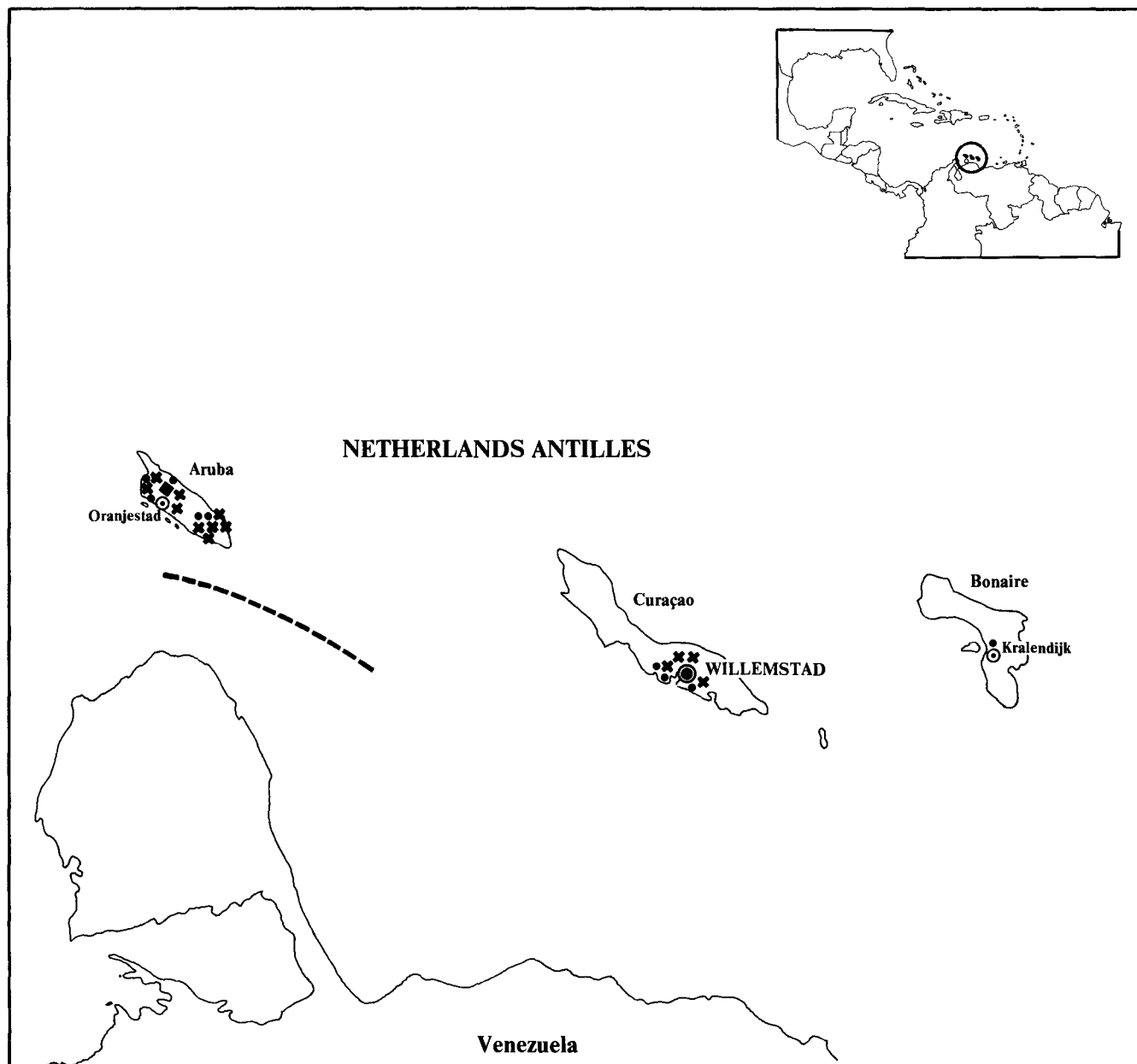
88% of this sum was used for scholarship programmes, under which scholarships were awarded to 466 individuals. 96% of these scholarships were for studies mainly in Engineering (31%) and in Education (19%); and 4% of these scholarships were for training, primarily in Engineering (51%). 37% of the scholarships were awarded at the secondary level; 63% were awarded at higher education and post-graduate levels. 29% of the scholarship recipients undertook their studies or training in the Netherlands Antilles and 71% in Europe.

### Technical Assistance

12% of this sum was used for technical assistance : for the sending of instructors-trainers.

## EDF Financial Commitments in the Education-Training Sector (in '000 ECU)

	EDF I	EDF II	EDF III	EDF IV	Total
Education-Training	4 165	527	2 855	6 146	13 693
% relative to total EDF aid	33%	3%	16%	36%	21%
Infrastructure Projects	4 125	-	2 196	3 696	10 017
	99%	0%	77%	60%	73%
Technical Cooperation	40	527	659	2 450	3 676
	1%	100%	23%	40%	27%
Scholars. progr.	40	516	544	2 130	3 230
Techn. assist.	-	11	115	320	446



## Educational Infrastructure

Educational Facilities Assisted by the EDF :  
number and financial commitments by level of education (in '000 ECU)

Level	EDF I		EDF II		EDF III		EDF IV		Total	
	No.	Cost	No.	Cost	No.	Cost	No.	Cost	No.	Cost
Primary Classrooms	73	1 350	-	-	10	159	-	-	83	1 509
General Secondary Schools	1	93	-	-	-	-	-	-	1	93
Vocational Secondary Schools	11	2 682	-	-	1	2 037	1	3 696	13	8 415
Higher Education Institutes	-	-	-	-	-	-	-	-	-	-
<b>Total Cost</b>		<b>4 125</b>		<b>-</b>		<b>2 196</b>		<b>3 696</b>		<b>10 017</b>
<i>% of these commitments in relation to those for infrastructure projects in all sectors</i>										
		33%		0%		18%		88%		22%

### Summary of Educational Infrastructure Projects (in '000 ECU)

Project Title	Location	No.	New Facilities Cost	Extensions-Improvements No.	Cost	Admissions Capacity
---------------	----------	-----	---------------------	-----------------------------	------	---------------------

#### Primary Classrooms

EDF I :						
3 Primary Schools in Curacao	Urban	25	384	-	-	690
School in Bonaire	Urban	8	106	-	-	170
School in St. Eustache	Urban	5	77	-	-	100
5 Primary Schools in Aruba	Urban	35	783	-	-	770
EDF III :						
School in Bonaire	Urban	10	159	-	-	300
<b>Total</b>		<b>83</b>	<b>1 509</b>	<b>-</b>	<b>-</b>	<b>2 030</b>

#### General Secondary Schools

EDF I :						
1 Secondary School in Aruba	Urban	1	93	-	-	100
<b>Total</b>		<b>1</b>	<b>93</b>	<b>-</b>	<b>-</b>	<b>100</b>

#### Vocational Secondary Schools

EDF I :						
4 Technical Schools in Curacao	Urban	4	1 204	-	-	910
7 Technical Schools in Aruba	Urban	7	1 478	-	-	1 490
EDF III :						
Technical Secondary School in Aruba	Urban	1	2 037	-	-	286
EDF IV :						
Bouw Hotel School in Aruba	Urban	1	3 696	-	-	250
<b>Total</b>		<b>13</b>	<b>8 415</b>	<b>-</b>	<b>-</b>	<b>2 936</b>

**Total Cost** 10 017

## Scholarships

Number of Study (s) and Training (t) Scholarships Financed by the EDF by Discipline

Discipline	EDF I		EDF II		EDF III		EDF IV		Total		% of scholarships by discipline
	s	t	s	t	s	t	s	t	s	t	
General Studies	-	-	-	-	-	-	-	-	-	-	
Humanities	3	0	5	0	-	-	2	0	10	0	■
Education	1	0	35	0	24	0	26	0	86	0	■■■■■■■■■■
Fine Arts	-	-	6	0	1	0	6	0	13	0	■
Administration	1	0	6	0	3	0	28	0	38	0	■■■■■■■■■■
Social Sciences	-	-	14	-	4	0	1	0	19	0	■
Economics	3	0	20	0	13	0	34	7	70	7	■■■■■■■■■■
Natural Sciences	4	0	16	0	11	0	7	0	38	0	■■■■■■■■■■
Engineering	11	0	43	0	28	0	56	9	138	9	■■■■■■■■■■
Medical Sciences	2	0	12	0	12	0	6	0	32	0	■■■■■■■■■■
Agriculture	-	-	4	1	1	0	-	-	5	1	■
Others	-	-	-	-	-	-	-	-	-	-	
<b>Total</b>	<b>25</b>	<b>0</b>	<b>161</b>	<b>1</b>	<b>97</b>	<b>0</b>	<b>166</b>	<b>16</b>	<b>449</b>	<b>17</b>	
<b>General Total</b>	<b>25</b>		<b>162</b>		<b>97</b>		<b>182</b>		<b>466</b>		

### Distribution of EDF Scholarships by Level of Education

Level	EDF I	EDF II	EDF III	EDF IV	Total	% of scholarships by level			
						0%	50%	100%	
Secondary	4%	6%	27%	74%	37%	■■■■■■■■■■			
Higher Education	96%	93%	61%	25%	60%	■■■■■■■■■■			
Post Graduate		1%	12%	1%	3%	■			

### Number and Success Rates of EDF Scholarship Holders by Place of Study (Country of Origin, ACP and EEC)

EDF	Success Rates of Scholarship Holders			Scholarship Holders by Place of Study			% of Holders						
	Scholarsh. completed	C.O.	ACP	EEC	C.O.	ACP	EEC						
								0	25	50	75	100	
EDF I	25	-	-		-	-	25	■■■■■■■■■■					
EDF II	162	-	-		-	-	162	■■■■■■■■■■					
EDF III	97	-	-	98%	-	-	97	■■■■■■■■■■					
EDF IV					134	-	48	■■■■■■■■■■					
<b>Total</b>					<b>134</b>	<b>-</b>	<b>332</b>	■■■■■■■■■■					
								C.O.					EEC

# New Caledonia

## Basic information

Area : 19,058 km<sup>2</sup>  
 Population (1979) : 155,000  
 GNP/capita (1979) : \$ 5,620

76

- Primary Classroom
- ◆ General Secondary School
- ✕ Vocational Secondary School
- ▲ Higher Education Institute

## Education-Training Sector

New Caledonia participated in the four EDFs.

For Education-Training, a total of 1,990,000 ECU was received, representing +/- 0.4% of the total EDF aid in this sector, or +/- 14% of the total EDF aid received by this country.

### Infrastructure Projects

69% of the aid, or 1,382,000 ECU went towards the financing of infrastructure projects. 93% of this sum was used for the construction and equipping of 14 primary classrooms and 1 general secondary school; and 7% for the refurbishing of 6 primary classrooms and the extension of 1 vocational secondary school.

### Technical Cooperation

31% of the aid, or 608,000 ECU went towards the financing of technical cooperation.

### Scholarship Programmes

34% of this sum was used for scholarship programmes, under which scholarships were awarded to 42 individuals\*. 78% of these scholarships were for studies mainly in Agriculture (27%) and in Engineering (27%); and 22% of these scholarships were for training, primarily in Engineering (56%). 62% of the scholarships were awarded at the secondary level; 38% were awarded at the higher education level. All of the scholarship recipients undertook their studies or training in Europe.

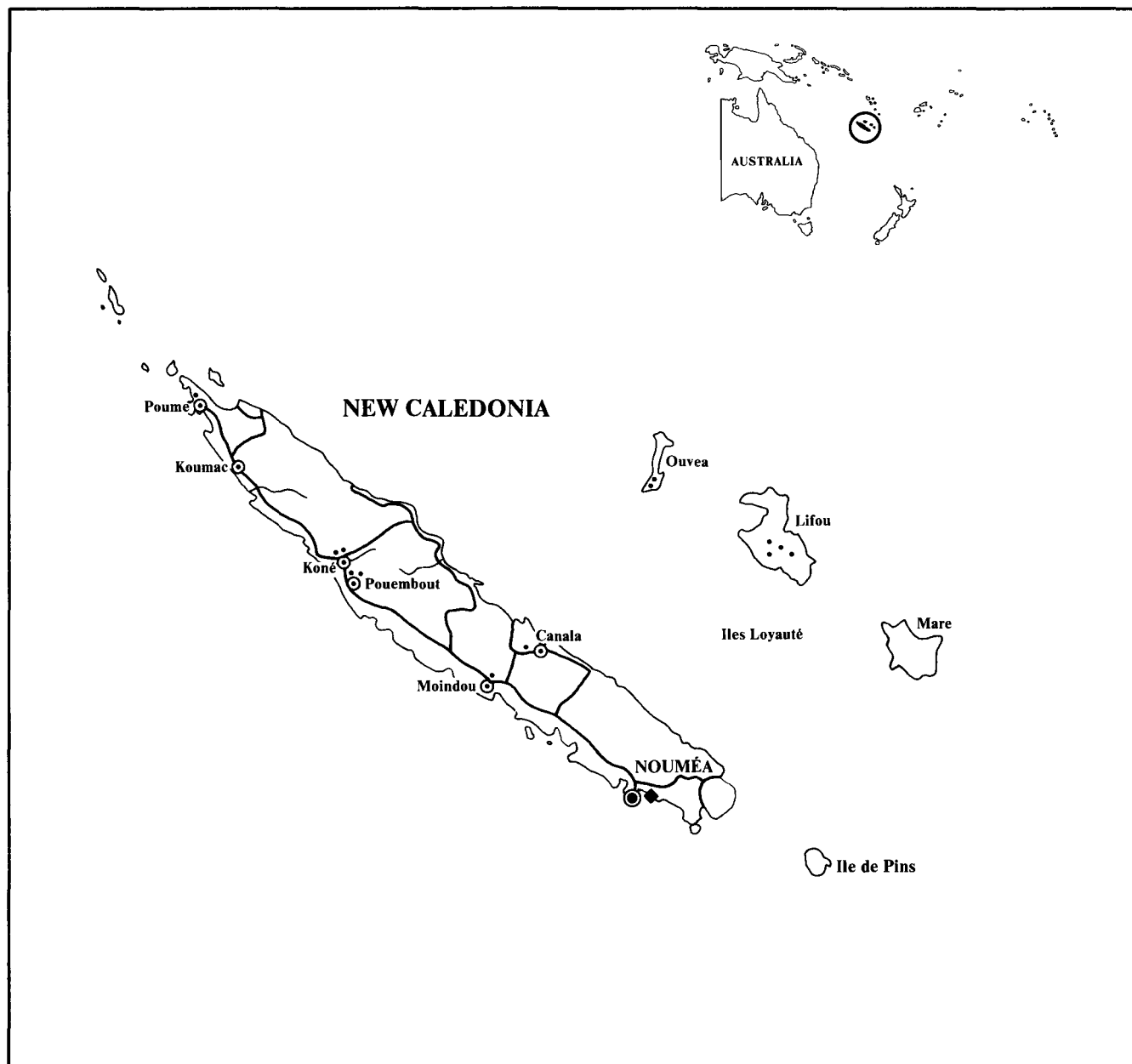
### Technical Assistance

66% of this sum was used for technical assistance : for the training of and assistance to working populations in the interior areas of the island.

\* The financing of the scholarship programme during the 3rd and 4th EDFs came from other EDF sources.

## EDF Financial Commitments in the Education-Training Sector (in '000 ECU)

	EDF I	EDF II	EDF III	EDF IV	Total
Education-Training	1 434	156	-	400	1 990
% relative to total EDF aid	89%	4%	0%	9%	14%
Infrastructure Projects	1 382	-	-	-	1 382
	96%	0%			69%
Technical Cooperation	52	156	-	400	608
	4%	100%		100%	31%
Scholars. progr.	52	156	-	-	208
Techn. assist.	-	-	-	400	400



## Educational Infrastructure

Educational Facilities Assisted by the EDF :

number and financial commitments by level of education (in '000 ECU)

Level		EDF I		EDF II		EDF III		EDF IV		Total	
		No.	Cost	No.	Cost	No.	Cost	No.	Cost	No.	Cost
Primary	Classrooms	20	344	-	-	-	-	-	-	20	344
General Secondary	Schools	1	1 004	-	-	-	-	-	-	1	1 004
Vocational Secondary	Schools	1	34	-	-	-	-	-	-	1	34
Higher Education	Institutes	-	-	-	-	-	-	-	-	-	-
<b>Total Cost</b>			<b>1 382</b>								<b>1 382</b>
<i>% of these commitments in relation to those for infrastructure projects in all sectors</i>				89%		0%		0%		0%	22%

### Summary of Educational Infrastructure Projects (in '000 ECU)

Project Title	Location	No.	New Facilities Cost	Extensions-Improvements No.	Cost	Admissions Capacity
---------------	----------	-----	---------------------	-----------------------------	------	---------------------

#### Primary Classrooms

EDF I:	Location	No.	New Facilities Cost	Extensions-Improvements No.	Cost	Admissions Capacity
Reconstruction of Classes in Noëlly, Coindé, Gondé and Dovéoulou***	Rural	-	-	6	61	240*
School Infrastructure						
- New Classrooms	Rural	14	283	-	-	560
<b>Total</b>		<b>14</b>	<b>283</b>	<b>6</b>	<b>61</b>	<b>800</b>

#### General Secondary Schools

EDF I:	Location	No.	New Facilities Cost	Extensions-Improvements No.	Cost	Admissions Capacity
School Infrastructure						
- New School	Urban	1	1 004	-	-	400
<b>Total</b>		<b>1</b>	<b>1 004</b>	<b>-</b>	<b>-</b>	<b>400</b>

#### Vocational Secondary Schools

EDF I:	Location	No.	New Facilities Cost	Extensions-Improvements No.	Cost	Admissions Capacity
Extension of the Intensive Vocational Training Centre in Nouville	Urban	-	-	1	34	**
<b>Total</b>		<b>-</b>	<b>-</b>	<b>1</b>	<b>34</b>	<b>**</b>

<b>Total Cost</b>			<b>1 287</b>		<b>95</b>	
-------------------	--	--	--------------	--	-----------	--

\* estimation

\*\* information not available

\*\*\* this project concerns the upgrading of four schools in the bush located in distant areas accessible only by very poor roads or on tiny islands

## Scholarships

Number of Study (s) and Training (t) Scholarships Financed by the EDF by Discipline

Discipline	EDF I		EDF II		EDF III		EDF IV		Total		% of scholarships by discipline		
	s	t	s	t	s	t	s	t	s	t	0%	20%	40%
General Studies	-	-	-	-	-	-	-	-	-	-			
Humanities	-	-	-	-	1	0	-	-	1	0	■		
Education	1	1	2	0	1	0	2	0	6	1	■		
Fine Arts	-	-	0	1	-	-	-	-	0	1	■		
Administration	-	-	-	-	-	-	-	-	-	-			
Social Sciences	-	-	-	-	-	-	-	-	-	-			
Economics	0	1	2	0	1	0	1	0	4	1	■		
Natural Sciences	-	-	-	-	-	-	2	0	2	0	■		
Engineering	2	2	2	3	3	0	2	0	9	5	■		
Medical Sciences	1	0	1	0	-	-	-	-	2	0	■		
Agriculture	7	0	1	1	-	-	1	0	9	1	■		
Others	-	-	-	-	-	-	-	-	-	-			
<b>Total</b>	<b>11</b>	<b>4</b>	<b>8</b>	<b>5</b>	<b>6</b>	<b>0</b>	<b>8</b>	<b>0</b>	<b>33</b>	<b>9</b>			
<b>General Total</b>	<b>15</b>		<b>13</b>		<b>6</b>		<b>8</b>		<b>42</b>				

### Distribution of EDF Scholarships by Level of Education

Level	EDF I		EDF II		EDF III		EDF IV		Total		% of scholarships by level		
	s	t	s	t	s	t	s	t	s	t	0%	50%	100%
Secondary	93%		85%		17%				62%		■		
Higher Education	7%		15%		83%		100%		38%		■		
Post Graduate													

### Number and Success Rates of EDF Scholarship Holders by Place of Study (Country of Origin, ACP and EEC)

Scholarsh. completed	Success Rates of Scholarship Holders			Scholarship Holders by Place of Study				% of holders					
	C.O.	ACP	EEC	C.O.	ACP	EEC	0 25 50 75 100						
							0	25	50	75	100		
EDF I	15	-	-	64%	-	-	15	■					
EDF II	13	-	-	88%	-	-	13	■					
EDF III	3	-	-	67%	-	-	6	■					
EDF IV					-	-	8	■					
<b>Total</b>					-	-	<b>42</b>	■					

EEC

# Niger

**Basic information**  
 Area : 1,267,000 km<sup>2</sup>  
 Population (1979) : 5,150,000  
 GNP/capita (1979) : \$ 270

Primary : 159,000 students (1977)  
 Secondary : 18,100 students (1976)

78

- Primary Classroom
- ◆ General Secondary School
- ✕ Vocational Secondary School
- ▲ Higher Education Institute

## Education-Training Sector

Niger participated in the four EDFs.

For Education-Training, a total of 22,244,000 ECU was received, representing +/- 4% of the total EDF aid in this sector, or +/- 10% of the total EDF aid received by this country.

### Infrastructure Projects

75% of the aid, or 16,670,000 ECU went towards the financing of infrastructure projects. 63% of this sum was used for the construction and equipping of 166 primary classrooms, 16 general secondary schools and 1 vocational secondary school; and 37% for the refurbishing and extension of 116 primary classrooms, 22 general secondary schools, 1 vocational secondary school and 1 institute for higher education.

### Technical Cooperation

25% of the aid, or 5,574,000 ECU went towards the financing of technical cooperation.

### Scholarship Programmes

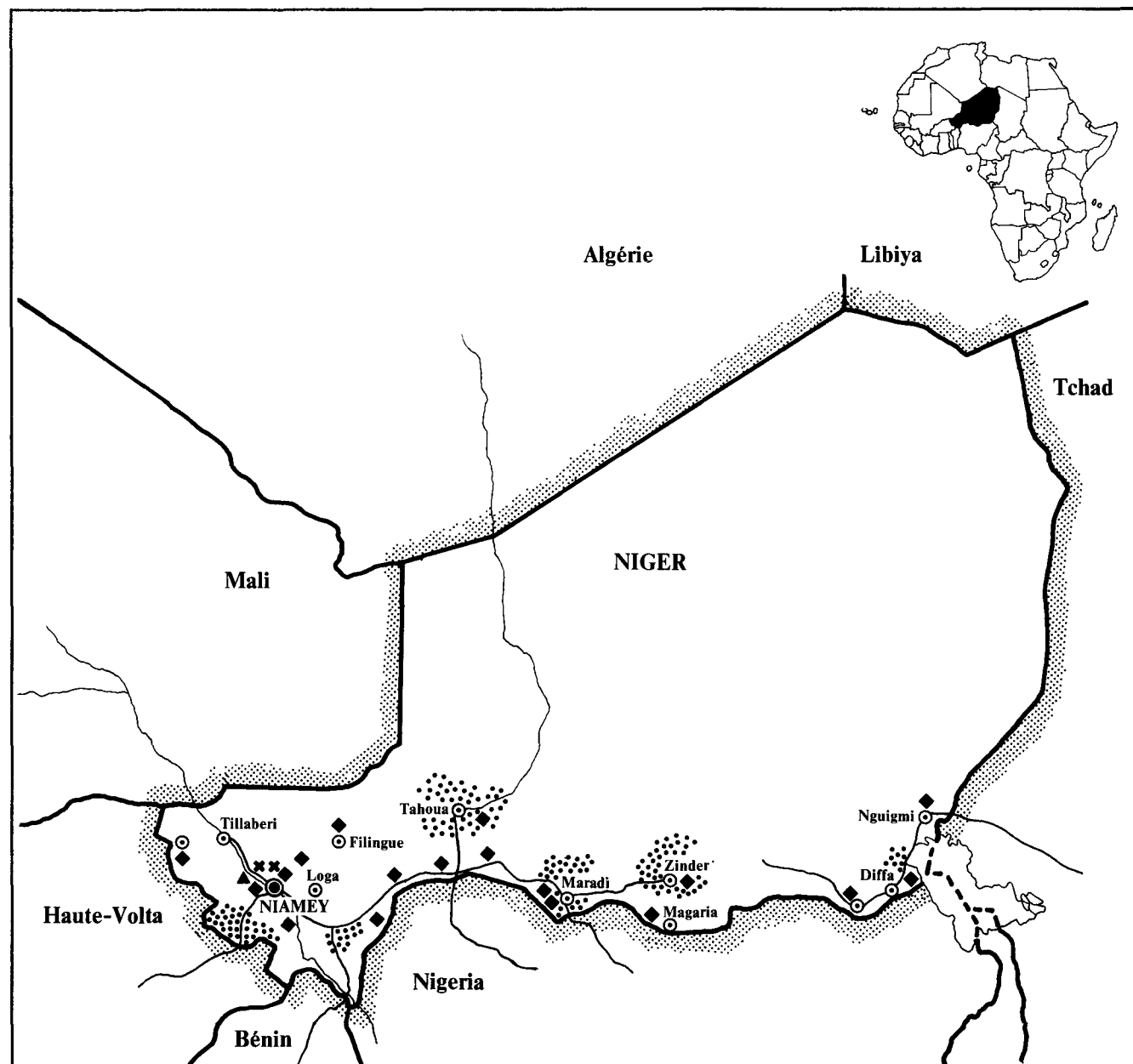
70% of this sum was used for scholarship programmes, under which scholarships were awarded to 784 individuals. 81% of these scholarships were for studies mainly in Engineering (28%) and in Economics (25%); and 19% of these scholarships were for training, primarily in Economics (71%) and in Engineering (17%). 77% of the scholarships were awarded at the secondary level; 23% were awarded at higher education and post-graduate levels. 33% of the scholarship recipients undertook their studies or training in Niger, 51% in other developing countries or in Israel and 16% in Europe.

### Technical Assistance

30% of this sum was used for technical assistance : in the form of technical studies, basic and advanced training sessions and the sending of instructors-trainers.

## EDF Financial Commitments in the Education-Training Sector (in '000 ECU)

	EDF I	EDF II	EDF III	EDF IV	Total
Education-Training	9 542	2 577	2 697	7 428	22 244
% relative to total EDF aid	29%	8%	6%	7%	10%
Infrastructure Projects	9 387	1 449	634	5 200	16 670
	98%	56%	23%	70%	75%
Technical Cooperation	155	1 128	2 063	2 228	5 574
	2%	44%	77%	30%	25%
Scholars. progr.	155	886	1 495	1 370	3 906
Techn. assist.	-	242	568	858	1 668





## Educational Infrastructure

Educational Facilities Assisted by the EDF :  
number and financial commitments by level of education (in '000 ECU)

Level	EDF I		EDF II		EDF III		EDF IV		Total	
	No.	Cost	No.	Cost	No.	Cost	No.	Cost	No.	Cost
Primary Classrooms	166	2 584	-	-	-	-	166	1 550	332	4 134
General Secondary Schools	19	6 803	-	-	-	-	19	3 650	38	10 453
Vocational Secondary Schools	-	-	1	787	1	634	-	-	2	1 421
Higher Education Institutes	-	-	1	662	-	-	-	-	1	662
<b>Total Cost</b>		<b>9 387</b>		<b>1 449</b>		<b>634</b>		<b>5 200</b>		<b>16 670</b>
<i>% of these commitments in relation to those for infrastructure projects in all sectors</i>										
		29%		6%		2%		8%		11%

### Summary of Educational Infrastructure Projects (in '000 ECU)

Project Title	Location	No.	New Facilities Cost	Extensions-Improvements No.	Cost	Admissions Capacity
<b>Primary Classrooms</b>						
<b>EDF I :</b>						
New Primary Classrooms ('60)	Rural	116	2 275	-	-	5 220
New Primary Classrooms ('63)	Rural	50	309	-	-	2 500
<b>EDF IV :</b>						
Refurbishing of 1st EDF Classrooms	Rural	-	-	166	1 550	-
<b>Total</b>		<b>166</b>	<b>2 584</b>	<b>166</b>	<b>1 550</b>	<b>7 720</b>
<b>General Secondary Schools</b>						
<b>EDF I :</b>						
Secondary Schools ('60)	Rural	6	929	-	-	520
Secondary School for Girls in Niamey with dormitories ('63)	Urban	1	866	-	-	250
Sec. Schools with dormitories ('63)	Rural	6	3 215	-	-	1 200
Dormitory for Existing School ('63)	Rural	-	-	6	1 793	-
<b>EDF IV :</b>						
Construction of Secondary Schools	Rural	3	2 100	-	-	1 050
Refurbishing of a 1st EDF School	Rural	-	-	16	1 550	-
<b>Total</b>		<b>16</b>	<b>7 110</b>	<b>22</b>	<b>3 343</b>	<b>3 020</b>
<b>Vocational Secondary Schools</b>						
<b>EDF II :</b>						
College for Veterinarian Nurses and Stock Breeding Assistants in Niamey	Urban	1	787	-	-	100
<b>EDF III :</b>						
National College of Nursing	Urban	-	-	1	634	80
<b>Total</b>		<b>1</b>	<b>787</b>	<b>1</b>	<b>634</b>	<b>180</b>
<b>Higher Education Institutes</b>						
<b>EDF II :</b>						
National College of Administration	Urban	-	-	1	662	*
<b>Total</b>		<b>-</b>	<b>-</b>	<b>1</b>	<b>662</b>	<b>*</b>
<b>Total Cost</b>			<b>10 481</b>		<b>6 189</b>	

## Scholarships

Number of Study (s) and Training (t) Scholarships Financed by the EDF by Discipline

Discipline	EDF I		EDF II		EDF III		EDF IV		Total		% of scholarships by discipline
	s	t	s	t	s	t	s	t	s	t	
General Studies	-	-	-	-	-	-	-	-	-	-	0%
Humanities	-	-	-	-	-	-	1	0	1	0	1%
Education	1	0	0	1	1	1	35	0	37	2	1%
Fine Arts	-	-	-	-	-	-	1	0	1	0	1%
Administration	1	0	-	-	5	1	20	0	26	1	1%
Social Sciences	-	-	1	0	8	2	1	0	10	2	1%
Economics	3	8	52	72	67	12	38	12	160	104	1%
Natural Sciences	1	0	1	0	2	0	23	0	27	0	1%
Engineering	23	6	48	7	95	3	10	9	176	25	1%
Medical Sciences	-	-	3	2	37	0	9	0	49	2	1%
Agriculture	7	3	32	5	86	0	26	2	151	10	1%
Others	-	-	-	-	-	-	-	-	-	-	0%
<b>Total</b>	<b>36</b>	<b>17</b>	<b>137</b>	<b>87</b>	<b>301</b>	<b>19</b>	<b>164</b>	<b>23</b>	<b>638</b>	<b>146</b>	
<b>General Total</b>	<b>53</b>		<b>224</b>		<b>320</b>		<b>187</b>		<b>784</b>		

### Distribution of EDF Scholarships by Level of Education

Level	EDF I	EDF II	EDF III	EDF IV	Total	% of scholarships by level
						0% 50% 100%
Secondary	81%	86%	83%	46%	77%	1%
Higher Education	19%	12%	16%	54%	22%	1%
Post Graduate		2%	1%		1%	1%

### Number and Success Rates of EDF Scholarship Holders by Place of Study (Country of Origin, ACP and EEC)

Level	Success Rates of Scholarship Holders				Scholarship Holders by Place of Study			% of holders
	Scholarsh. completed	C.O.	ACP	EEC	C.O.	ACP	EEC	
EDF I	53	67%	86%	68%	3	18 1)	32	1%
EDF II	224	85%	89%	85%	66	138 2)	20	1%
EDF III	280	91%	71%	100%	84	218 3)	18	1%
EDF IV					103	31	53	1%
<b>Total</b>					<b>256</b>	<b>405</b>	<b>123</b>	

1) including 4 who studied in Israel

2) including 30 who studied in Israel

3) including 5 who studied in Israel

\* information not available

# Rwanda

**Basic information**  
 Area : 26,338 km<sup>2</sup>  
 Population (1979) : 4,650,000  
 GNP/capita (1979) : \$ 210

Primary : 434,000 students (1976)  
 Secondary : 12,600 students (1976)

- Primary School
- ◆ General Secondary School
- \* Vocational Secondary School
- ▲ Higher Education Institute

## Education-Training Sector

Rwanda participated in the four EDFs.  
 For Education-Training, a total of 12,744,000 ECU was received, representing +/- 2% of the total EDF aid in this sector, or +/- 10% of the total EDF aid received by this country.

### Infrastructure Projects

45% of the aid, or 5,799,000 ECU went towards the financing of infrastructure projects. 70% of this sum was used for the construction and equipping of 1 vocational secondary school and 2 institutes of higher education; and 30% for the extension of 2 vocational secondary schools.

### Technical Cooperation

55% of the aid, or 6,965,000 ECU went towards the financing of technical cooperation.

### Scholarship Programmes

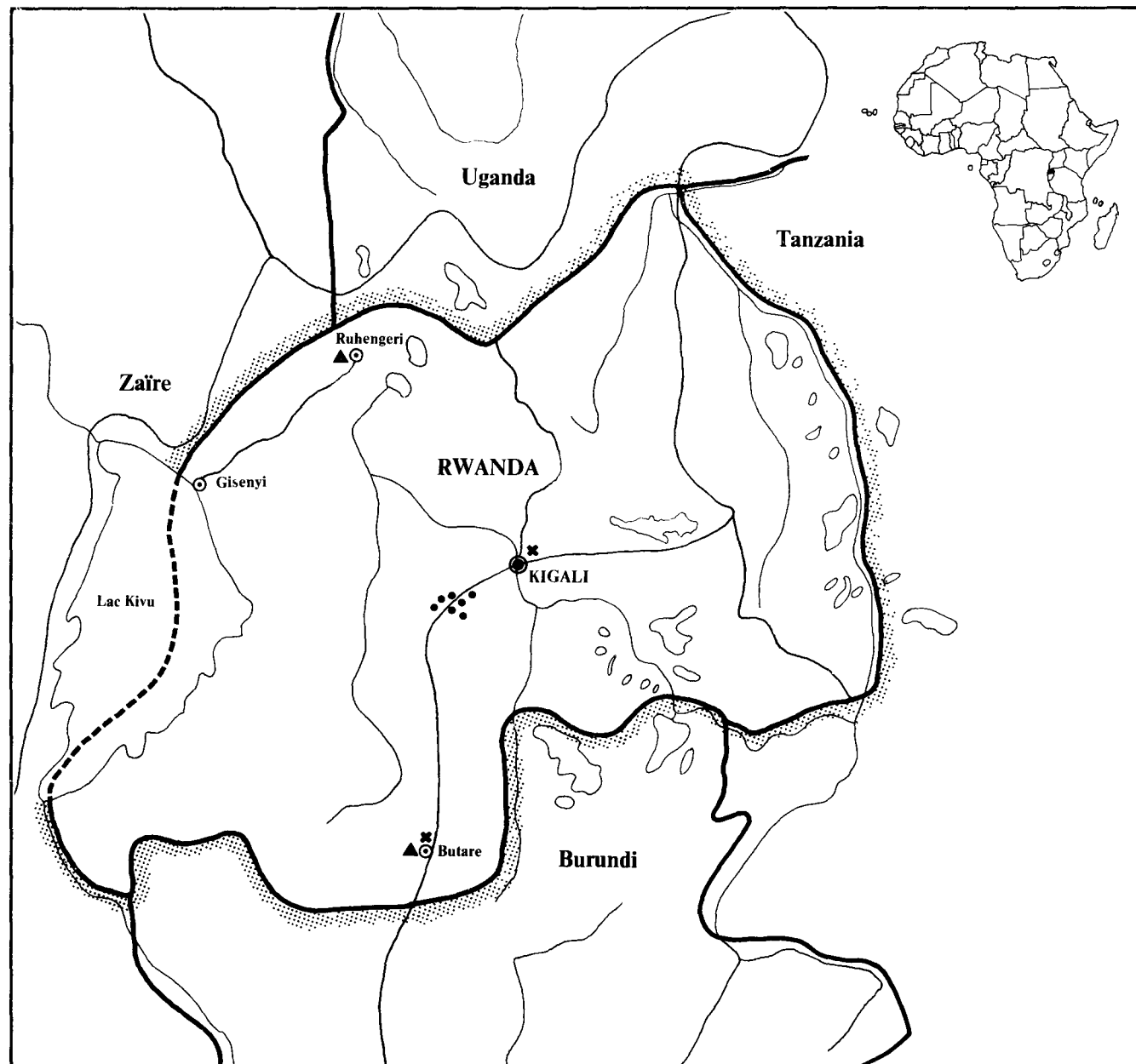
82% of this sum was used for scholarship programmes, under which scholarships were awarded to 1,821 individuals. 49% of these scholarships were for studies mainly in Economics (23%) and in Agriculture (23%); and 51% of these scholarships were for training, primarily in Agriculture (55%) and in Humanities (19%). 71% of the scholarships were awarded at the secondary level; 29% were awarded at higher education and post-graduate levels. 79% of the scholarship recipients undertook their studies or training in Rwanda, 6% in other developing countries or in Israel and 15% in Europe.

### Technical Assistance

18% of this sum was used for technical assistance : for the sending of instructors-trainers and for basic and advanced training sessions.

**EDF Financial Commitments in the Education-Training Sector (in '000 ECU)**

	EDF I	EDF II	EDF III	EDF IV	Total
<b>Education-Training</b>	<b>318</b>	<b>4 697</b>	<b>2 567</b>	<b>5 162</b>	<b>12 744</b>
<b>% relative to total EDF aid</b>	<b>6%</b>	<b>21%</b>	<b>7%</b>	<b>7%</b>	<b>10%</b>
Infrastructure Projects	210	1 707	-	3 862	5 779
	66%	36%	0%	75%	45%
Technical Cooperation	108	2 990	2 567	1 300	6 965
	34%	64%	100%	25%	55%
Scholars. progr.	108	1 937	2 400	1 300	5 745
Techn. assist.	-	1 053	167	-	1 220



## Educational Infrastructure

Educational Facilities Assisted by the EDF :  
number and financial commitments by level of education (in '000 ECU)

Level		EDF I		EDF II		EDF III		EDF IV		Total	
		No.	Cost	No.	Cost	No.	Cost	No.	Cost	No.	Cost
Primary	Classrooms	42	*	-	-	-	-	-	-	42	*
General Secondary	Schools	-	-	-	-	-	-	-	-	-	-
Vocational Secondary	Schools	1	210	2	1 707	-	-	-	-	3	1 917
Higher Education	Institutes	-	-	-	-	-	-	2	3 862	2	3 862
<b>Total Cost</b>			<b>210</b>		<b>1 707</b>				<b>3 862**</b>		<b>5 779</b>
<i>% of these commitments in relation to those for infrastructure projects in all sectors</i>			4%	12%	0%	7%	5%				

### Summary of Educational Infrastructure Projects (in '000 ECU)

Project Title	Location	No.	New Facilities Cost	Extensions-Improvements No.	Cost	Admissions Capacity
---------------	----------	-----	---------------------	-----------------------------	------	---------------------

#### Primary Classrooms

EDF I:						
7 New Schools in the context of an Agricultural Project						
	Rural	42	*	-	-	1 080
<b>Total</b>		<b>42</b>	<b>*</b>	<b>-</b>	<b>-</b>	<b>1 080</b>

#### Vocational Secondary Schools

EDF I:						
Tech. Agricultural School Butare						
	Rural	1	210	-	-	160
EDF II:						
Dormitories for the Technical Agricultural School in Butare						
	Rural	-	-	1	403	130
Extension of the School of Teaching and General Studies for Girls						
	Urban	-	-	1	1 304	420
<b>Total</b>		<b>1</b>	<b>210</b>	<b>2</b>	<b>1 707</b>	<b>710</b>

#### Higher Education Institutes

EDF IV:						
National Teaching Institute in Ruhengeri						
	Rural	1	2 152**	-	-	250
Construction and Equipping of Butare Medical School						
	Urban	1	1 710***	-	-	140
<b>Total</b>		<b>2</b>	<b>3 862</b>	<b>-</b>	<b>-</b>	<b>390</b>
<b>Total Cost</b>			<b>4 072</b>		<b>1 707</b>	

\* information not available

\*\* these credits come in part from the 2nd and 3rd EDFs

\*\*\* these credits come in part from the 3rd EDF

## Scholarships

Number of Study (s) and Training (t) Scholarships Financed by the EDF by Discipline

Discipline	EDF I		EDF II		EDF III		EDF IV		Total		% of scholarships by discipline
	s	t	s	t	s	t	s	t	s	t	
General Studies	-	-	-	-	-	-	-	-	-	-	
Humanities	-	-	-	-	-	-	35	180	35	180	
Education	-	-	1	2	8	63	7	97	16	162	
Fine Arts	3	0	5	1	-	-	0	2	8	3	
Administration	1	0	-	-	-	-	-	-	1	0	
Social Sciences	1	0	1	0	-	-	0	2	2	2	
Economics	19	0	43	14	82	10	64	26	208	50	
Natural Sciences	-	-	4	0	37	0	63	0	104	0	
Engineering	43	1	54	2	101	0	1	2	199	5	
Medical Sciences	2	0	2	11	27	0	85	1	116	12	
Agriculture	3	0	121	3	69	178	14	330	207	511	
Others	-	-	-	-	-	-	-	-	-	-	
<b>Total</b>	<b>72</b>	<b>1</b>	<b>231</b>	<b>33</b>	<b>324</b>	<b>251</b>	<b>269</b>	<b>640</b>	<b>896</b>	<b>925</b>	
<b>General Total</b>	<b>73</b>		<b>264</b>		<b>575</b>		<b>909</b>		<b>1 821</b>		

### Distribution of EDF Scholarships by Level of Education

Level	EDF I	EDF II	EDF III	EDF IV	Total	% of scholarships by level
Secondary	61%	62%	75%	73%	71%	
Higher Education	38%	37%	20%	27%	27%	
Post Graduate	1%	1%	5%		2%	

### Number and Success Rates of EDF Scholarship Holders by Place of Study (Country of Origin, ACP and EEC)

Scholarsh. completed	Success Rates of Scholarship Holders			Scholarship Holders by Place of Study			% of holders	
	C.O.	ACP	EEC	C.O.	ACP	EEC		
								0
<b>EDF I</b>	73	-	100%	65%	-	1	72	
<b>EDF II</b>	249	93%	82%	61%	100	32 1)	132	
<b>EDF III</b>	558	68%	83%	31%	506	27 2)	42	
<b>EDF IV</b>					840	51 3)	18	
<b>Total</b>					<b>1 446</b>	<b>111</b>	<b>264</b>	
					C.O.	ACP	EEC	

1) including 16 who studied in Israel

2) including 3 who studied in Israel

3) including 2 who studied in Magreb-Machrek countries

# Senegal

**Basic information**  
 Area : 196,722 km<sup>2</sup>  
 Population (1979) : 5,520,000  
 GNP/capita (1979) : \$ 430

Primary : 370,400 students (1978)  
 Secondary : 71,900 students (1977)

- Primary Classroom (number by region)
- ◆ General Secondary School
- ✕ Vocational Secondary School
- ▲ Higher Education Institute

## Education-Training Sector

Senegal participated in the four EDFs.  
 For Education-Training, a total of 28,087,000 ECU was received, representing +/- 5% of the total EDF aid in this sector, or +/- 9% of the total EDF aid received by this country.

### Infrastructure Projects

73% of the aid, or 20,419,000 ECU went towards the financing of infrastructure projects. 99% of this sum was used for the construction and equipping of 801 primary classrooms, 7 vocational and technical secondary schools and 1 institute of higher education; and 1% for the extension of 1 institute of higher education.

### Technical Cooperation

27% of the aid, or 7,668,000 ECU went towards the financing of technical cooperation.

### Scholarship Programmes

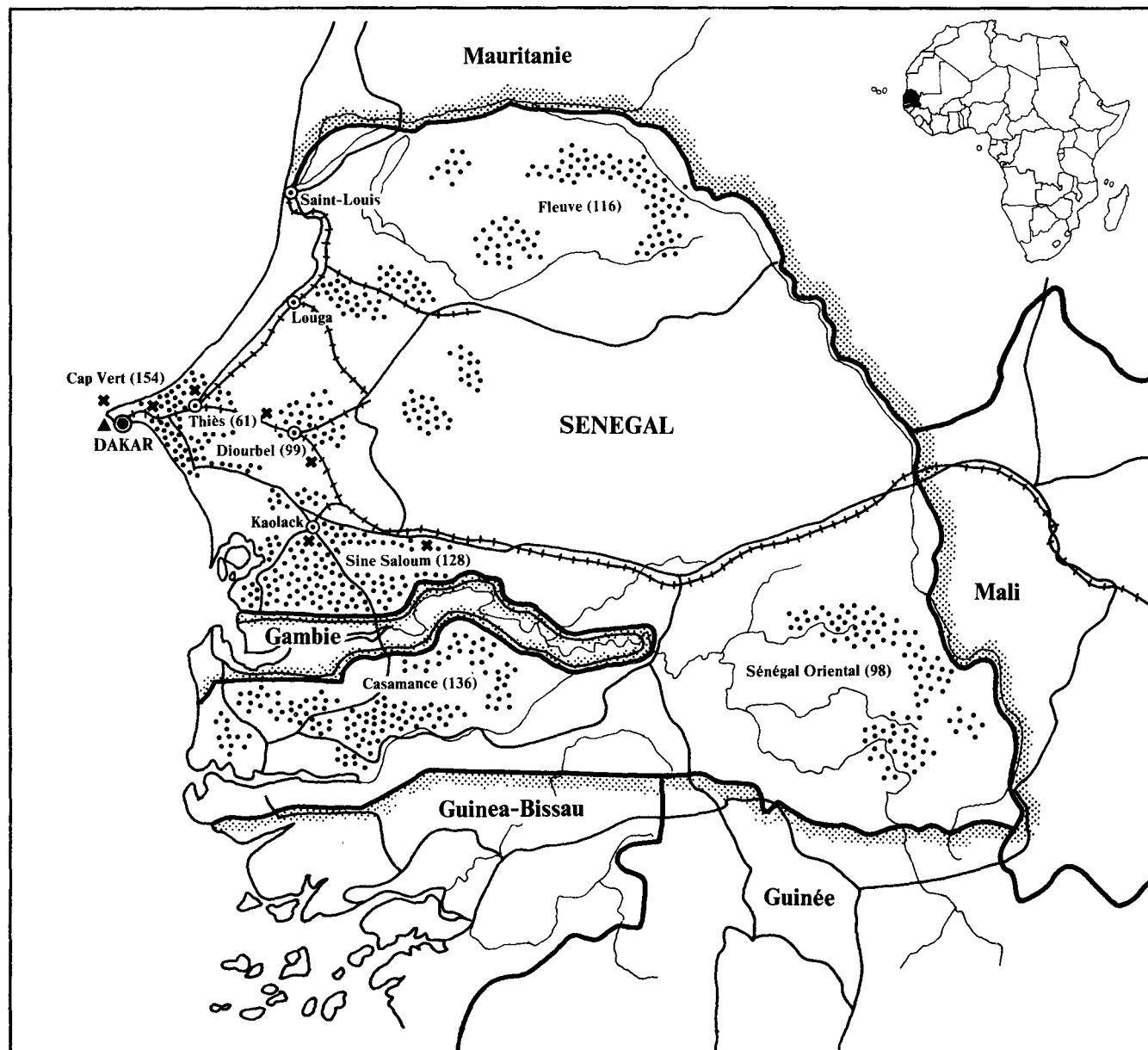
97% of this sum was used for scholarship programmes, under which scholarships were awarded to 1,217 individuals. 92% of these scholarships were for studies mainly in Engineering (39%) and in Economics (29%); and 8% of these scholarships were for training, primarily in Economics (48%) and in Agriculture (18%). 14% of the scholarships were awarded at the secondary level; 86% were awarded at higher education and post-graduate levels. 70% of the scholarship recipients undertook their studies or training in Senegal, 6% in other developing countries or in Israel and 24% in Europe.

### Technical Assistance

3% of this sum was used for technical assistance : in the form of integrated projects and basic and advanced training sessions.

**EDF Financial Commitments in the Education-Training Sector (in '000 ECU)**

	EDF I	EDF II	EDF III	EDF IV	Total
Education-Training	6 237	1 198	4 299	16 353	28 087
% relative to total EDF aid	15%	2%	7%	12%	9%
Infrastructure Projects	6 086	243	1 793	12 297	20 419
	98%	20%	42%	75%	73%
Technical Cooperation	151	955	2 506	4 056	7 668
	2%	80%	58%	25%	27%
Scholars. progr.	151	950	2 250	4 056	7 407
Techn. assist.	-	5	256	-	261



## Educational Infrastructure

Educational Facilities Assisted by the EDF :  
number and financial commitments by level of education (in '000 ECU)

Level		EDF I		EDF II		EDF III		EDF IV		Total	
		No.	Cost	No.	Cost	No.	Cost	No.	Cost	No.	Cost
Primary	Classrooms	441	3 601	-	-	210	1 793	150	1 938	801	7 332
General Secondary	Schools	-	-	-	-	-	-	-	-	-	-
Vocational Secondary	Schools	4	1 594	-	-	-	-	3	10 359	7	11 953
Higher Education	Institutes	1	891	1	243	-	-	-	-	2	1 134
<b>Total Cost</b>			<b>6 086</b>		<b>243</b>		<b>1 793</b>		<b>12 297</b>		<b>20 419</b>
<i>% of these commitments in relation to those for infrastructure projects in all sectors</i>			15%		2%		4%		38%		15%

### Summary of Educational Infrastructure Projects (in '000 ECU)

Project Title	Location	No.	New Facilities Cost	Extensions-Improvements No.	Cost	Admissions Capacity
<b>Primary Classrooms</b>						
<b>EDF I :</b>						
School Construction	Rural	441	3 601	-	-	24 700
<b>EDF III :</b>						
Construction of Primary Classrooms	Rural	210	1 793	-	-	11 500
<b>EDF IV :</b>						
Construction of Primary Classrooms	Rural	150	1 937	-	-	8 200
<b>Total</b>		<b>801</b>	<b>7 332</b>	-	-	<b>44 400</b>
<b>Vocational Secondary Schools</b>						
<b>EDF I :</b>						
Dakar Centre of Vocational Training	Urban	1	764	-	-	450
National Training School for Rural Officials in Bambey	Urban	1	506	-	-	220
2 Rural Training Centres	Urban	2	324	-	-	70
<b>EDF IV :</b>						
Commercial School at Kaolack and a Technical School at Diourbel	Urban	2	8 225	-	-	1 344
National College of Nursing in Dakar (for Men and Women)	Urban	1	2 134	-	-	300
<b>Total</b>		<b>7</b>	<b>11 953</b>	-	-	<b>2 384</b>
<b>Higher Education Institutes</b>						
<b>EDF I :</b>						
Dakar Teaching Institute	Urban	1	891	-	-	150
<b>EDF II :</b>						
Extension of the Institute of Pediatrics at the University of Dakar	Urban	-	-	1	243	-
<b>Total</b>		<b>1</b>	<b>891</b>	<b>1</b>	<b>243</b>	<b>150</b>
<b>Total Cost</b>			<b>20 176</b>		<b>243</b>	

## Scholarships

Number of Study (s) and Training (t) Scholarships Financed by the EDF by Discipline

Discipline	EDF I		EDF II		EDF III		EDF IV		Total		% of scholarships by discipline
	s	t	s	t	s	t	s	t	s	t	
General Studies	-	-	-	-	-	-	13	0	13	0	■
Humanities	1	2	2	0	-	-	0	11	3	13	■
Education	-	-	59	0	-	-	0	4	59	4	■
Fine Arts	-	-	2	1	-	-	0	2	2	3	■
Administration	1	1	1	0	7	0	-	-	9	1	■
Social Sciences	2	0	1	0	-	-	-	-	3	0	■
Economics	10	1	53	19	140	5	119	21	322	46	■
Natural Sciences	1	0	15	0	36	0	84	0	136	0	■
Engineering	5	1	51	0	176	2	210	4	442	7	■
Medical Sciences	5	3	5	0	-	-	0	1	10	4	■
Agriculture	7	8	20	8	37	1	59	0	123	17	■
Others	-	-	-	-	-	-	-	-	-	-	-
<b>Total</b>	<b>32</b>	<b>16</b>	<b>209</b>	<b>28</b>	<b>396</b>	<b>8</b>	<b>485</b>	<b>43</b>	<b>1122</b>	<b>95</b>	
<b>General Total</b>	<b>48</b>		<b>237</b>		<b>404</b>		<b>528</b>		<b>1 217</b>		

### Distribution of EDF Scholarships by Level of Education

Level	EDF I	EDF II	EDF III	EDF IV	Total	% of scholarships by level
Secondary	46%	42%	2%	4%	14%	■
Higher Education	54%	52%	97%	96%	84%	■
Post Graduate		6%	1%		2%	■

### Number and Success Rates of EDF Scholarship Holders by Place of Study (Country of Origin, ACP and EEC)

	Success Rates of Scholarship Holders				Scholarship Holders by Place of Study			% of holders
	Scholarsh. completed	C.O.	ACP	EEC	C.O.	ACP	EEC	
<b>EDF I</b>	48	-	-	59%	-	8 1)	40	■
<b>EDF II</b>	236	88%	64%	53%	144	37 2)	56	■
<b>EDF III</b>	384	88%	58%	77%	329	8	67	■
<b>EDF IV</b>					384	20 3)	124	■
<b>Total</b>					<b>857</b>	<b>73</b>	<b>287</b>	■
					C.O.	ACP	EEC	

- 1) all studied in Israel
- 2) including 26 who studied in Israel
- 3) including 8 who studied in Israel

# Sierra Leone

**Basic information**  
 Area : 71,740 km<sup>2</sup>  
 Population (1979) : 3,380,000  
 GNP/capita (1979) : \$ 250

Primary : 205,900 students (1975)  
 Secondary : 50,500 students (1975)

84

- Primary School
- ◆ General Secondary School
- ✕ Vocational Secondary School
- ▲ Higher Education Institute

## Education-Training Sector

Sierra Leone participated in the 4th EDF.  
 For Education-Training, a total of 6,177,000 ECU was received, representing +/- 1% of the total EDF aid in this sector, or +/- 20% of the total EDF aid received by this country.

### Infrastructure Projects

60% of the aid, or 3,727,000 ECU went towards the financing of infrastructure projects. The total of this sum was used for the construction and equipping of 30 general secondary schools, 3 vocational secondary schools, 1 university and 2 institutes for higher education.

### Technical Cooperation

40% of the aid, or 2,450,000 ECU went towards the financing of technical cooperation.

### Scholarship Programmes

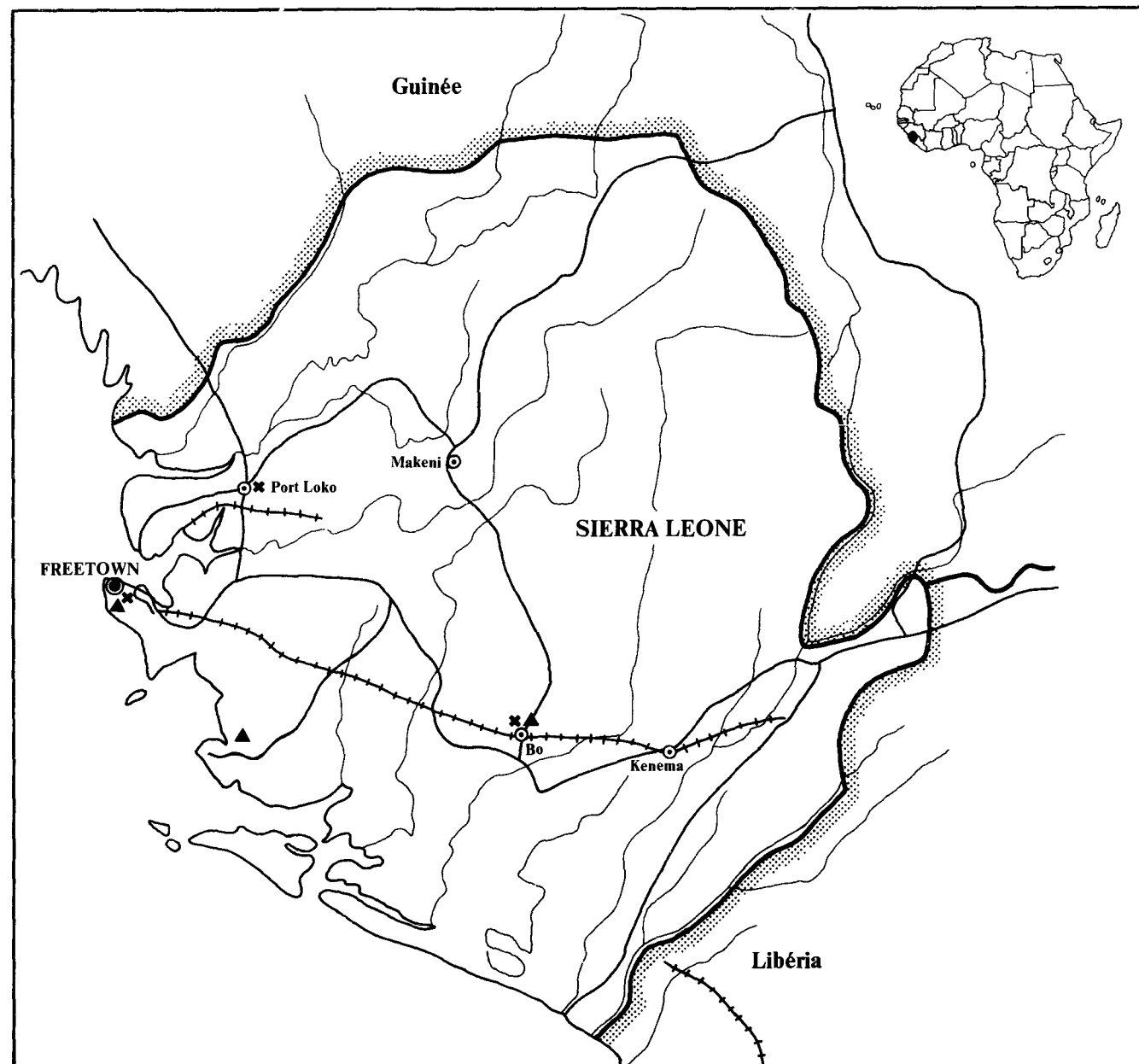
90% of this sum was used for scholarship programmes, under which scholarships were awarded to 497 individuals. 98% of these scholarships were for studies mainly in Education (39%) and in Agriculture (19%); and 2% of these scholarships were for training, primarily in Economics. 25% of the scholarships were awarded at the secondary level; 75% were awarded at higher education and post-graduate levels. 89% of the scholarship recipients undertook their studies or training in Sierra Leone, 0.2% in other developing countries and 10.8% in Europe.

### Technical Assistance

10% of this sum was used for technical assistance : for the sending of instructors-trainers and other various projects.

## EDF Financial Commitments in the Education-Training Sector (in '000 ECU)

	EDF I	EDF II	EDF III	EDF IV	Total
<b>Education-Training</b>				6 177	6 177
% relative to total EDF aid				20%	20%
<b>Infrastructure Projects</b>				3 727	3 727
				60%	60%
<b>Technical Cooperation</b>				2 450	2 450
				40%	40%
Scholars. progr.				2 200	2 200
Techn. assist.				250	250



## Educational Infrastructure

Educational Facilities Assisted by the EDF :  
number and financial commitments by level of education (in '000 ECU)

Level	EDF I		EDF II		EDF III		EDF IV		Total	
	No.	Cost	No.	Cost	No.	Cost	No.	Cost	No.	Cost
Primary										
General Secondary							30	386	30	386
Vocational Secondary							3	1 079	3	1 079
Higher Education							3	2 262	3	2 262
<b>Total Cost</b>								<b>3 727</b>		<b>3 727</b>
<i>% of these commitments in relation to those for infrastructure projects in all sectors</i>								17%		17%

### Summary of Educational Infrastructure Projects (in '000 ECU)

Project Title	Location	No.	New Facilities Cost	Extensions-Improvements No.	Cost	Admissions Capacity
<b>General Secondary Schools</b>						
<b>EDF IV :</b>						
Support for Existing Institutions - Equipment for 30 Schools	Rural	-	-	30	386	-
<b>Total</b>		-	-	<b>30</b>	<b>386</b>	-
<b>Vocational Secondary Schools</b>						
<b>EDF IV :</b>						
Support for Existing Institutions - Dormitories for 3 Teaching Schools in Port Loko, Bo, Milton Margai	Urban	-	-	3	1 079	-
<b>Total</b>		-	-	<b>3</b>	<b>1 079</b>	-
<b>Higher Education Institutes</b>						
<b>EDF IV :</b>						
Support for Existing Institutions - Technical Provisions for the University of Njala	Urban	-	-	1	762	-
Medical Training Programmes - Paramedical College at Bo	Urban	-	-	1	1 384	-
- Institute of Health Sciences and the Department of Community Medicine at Fourah Bay	Urban	-	-	1	116	-
<b>Total</b>		-	-	<b>3</b>	<b>2 262</b>	-
<b>Total Cost</b>					<b>3 727</b>	

## Scholarships

Number of Study (s) and Training (t) Scholarships Financed by the EDF by Discipline

Discipline	EDF I		EDF II		EDF III		EDF IV		Total		% of scholarships by discipline		
	s	t	s	t	s	t	s	t	s	t	0%	20%	40%
General Studies	-	-	-	-	-	-	-	-	-	-			
Humanities	8	0	8	0									
Education	190	2	190	2									
Fine Arts	6	0	6	0									
Administration	-	-	-	-									
Social Sciences	-	-	-	-									
Economics	54	8	54	8									
Natural Sciences	57	0	57	0									
Engineering	67	1	67	1									
Medical Sciences	14	0	14	0									
Agriculture	90	0	90	0									
Others	-	-	-	-									
<b>Total</b>	<b>486</b>	<b>11</b>	<b>486</b>	<b>11</b>									
<b>General Total</b>		<b>497</b>		<b>497</b>									

### Distribution of EDF Scholarships by Level of Education

Level	EDF I	EDF II	EDF III	EDF IV	Total	% of scholarships by level		
						0%	50%	100%
Secondary				25%	25%			
Higher Education				72%	72%			
Post Graduate				3%	3%			

### Number and Success Rates of EDF Scholarship Holders by Place of Study (Country of Origin, ACP and EEC)

	Success Rates of Scholarship Holders				Scholarship Holders by Place of Study									
	Scholarsh. completed	C.O.	ACP	EEC	C.O.	ACP	EEC	% of holders						
								0	25	50	75	100		
<b>EDF I</b>														
<b>EDF II</b>														
<b>EDF III</b>														
<b>EDF IV</b>					442	1	54							
<b>Total</b>					<b>442</b>	<b>1</b>	<b>54</b>							

# Solomon Islands

**Basic information**  
 Area : 29,785 km<sup>2</sup>  
 Population (1979) : 210,000  
 GNP/capita (1978) : \$ 430

Primary : 28,200 students (1975)  
 Secondary : 2,000 students (1975)

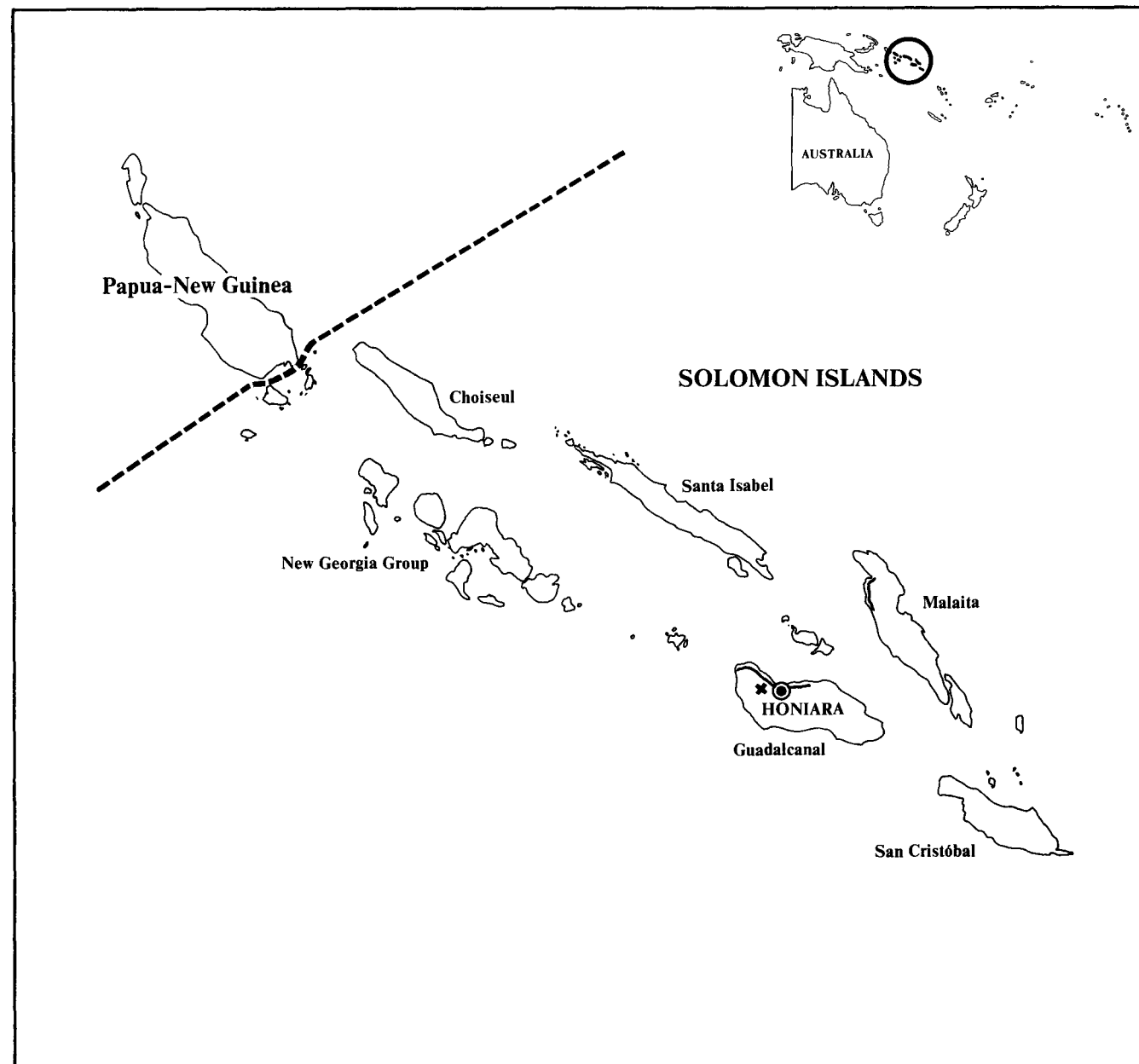
- Primary School
- ◆ General Secondary School
- ✕ Vocational Secondary School
- ▲ Higher Education Institute

## Education-Training Sector

The Solomon Islands participated in the 4th EDF. For Education-Training, a total of 600,000 ECU was received, representing +/- 0.1% of the total EDF aid in this sector, or +/- 6% of the total EDF aid received by this country.

## Infrastructure Projects

All of the aid went towards the financing of one infrastructure project : the extension of one vocational secondary school.



**EDF Financial Commitments in the Education-Training Sector (in '000 ECU)**

	EDF I	EDF II	EDF III	EDF IV	Total
Education-Training				600	600
% relative to total EDF aid				6%	6%
Infrastructure Projects				600	600
				100%	100%
Technical Cooperation				-	-
				0%	0%
Scholars. progr.				-	-
Techn. assist.				-	-



# Educational Infrastructure

**Educational Facilities Assisted by the EDF :**  
**number and financial commitments by level of education (in '000 ECU)**

Level	EDF I		EDF II		EDF III		EDF IV		Total	
	No.	Cost	No.	Cost	No.	Cost	No.	Cost	No.	Cost
Primary							-	-	-	-
General Secondary							-	-	-	-
Vocational Secondary							1	600	1	600
Higher Education							-	-	-	-
<b>Total Cost</b>								<b>600</b>		<b>600</b>
<i>% of these commitments in relation to those for infrastructure projects in all sectors</i>								53%		53%

## Summary of Educational Infrastructure Projects (in '000 ECU)

Project Title	Location	No.	New Facilities Cost	Extensions-Improvements No.	Cost	Admissions Capacity
<b>Vocational Secondary Schools</b>						
<b>EDF IV :</b>						
Extension of the Fisheries Training School	Rural	-	-	1	600	*
<b>Total</b>		-	-	<b>1</b>	<b>600</b>	<b>*</b>
<b>Total Cost</b>			-		<b>600</b>	

\* information not available

# Somalia

**Basic information**  
 Area : 637,657 km<sup>2</sup>  
 Population (1979) : 3,540,000  
 GNP/capita (1978) : \$ 130

Primary : 229,000 students (1976)  
 Secondary : 12,400 students (1976)

- Primary School
- ◆ General Secondary School
- ✕ Vocational Secondary School
- ▲ Higher Education Institute

## Education-Training Sector

Somalia participated in the four EDFs.  
 For Education-Training, a total of 28,546,000 ECU was received, representing +/- 5% of the total EDF aid in this sector, or +/- 21% of the total EDF aid received by this country.

### Infrastructure Projects

65% of the aid, or 18,653,000 ECU went towards the financing of infrastructure projects. 98% of this sum was used for the construction and equipping of 423 primary classrooms, 4 general secondary schools, 3 vocational and technical secondary schools and 1 university; and 2% for the refurbishing of 90 primary classrooms and the extension of 1 general secondary school.

### Technical Cooperation

35% of the aid, or 9,893,000 ECU went towards the financing of technical cooperation.

### Scholarship Programmes

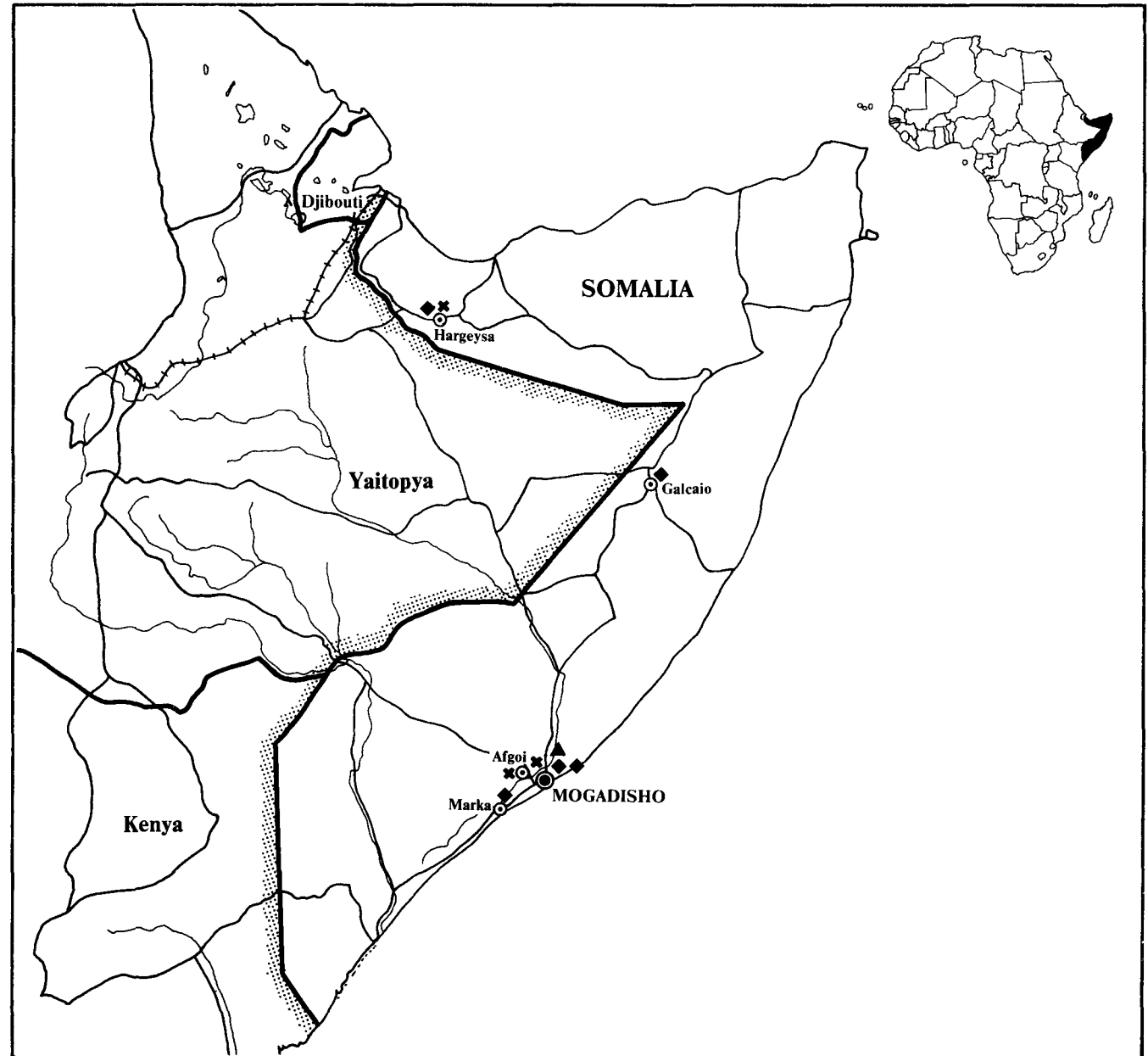
82% of this sum was used for scholarship programmes, under which scholarships were awarded to 701 individuals. 89% of these scholarships were for studies mainly in Engineering (29%) and in Agriculture (21%); and 11% of these scholarships were for training, primarily in Economics (32%) and in Medical Sciences (24%). 18% of the scholarships were awarded at the secondary level; 82% were awarded at higher education and post-graduate levels. 27% of the scholarship recipients undertook their studies or training in Somalia, 1% in other developing countries and the U.S. and 72% in Europe.

### Technical Assistance

18% of this sum was used for technical assistance : for the sending of instructors-trainers and 2 integrated projects (training activities in connection with the harbour and hospital of Mogadiscio).

## EDF Financial Commitments in the Education-Training Sector (in '000 ECU)

	EDF I	EDF II	EDF III	EDF IV	Total
<b>Education-Training</b>	<b>2 008</b>	<b>5 172</b>	<b>14 438</b>	<b>6 928</b>	<b>28 546</b>
<b>% relative to total EDF aid</b>	<b>22%</b>	<b>18%</b>	<b>35%</b>	<b>12%</b>	<b>21%</b>
<b>Infrastructure Projects</b>	<b>1 754</b>	<b>2 551</b>	<b>10 922</b>	<b>3 426</b>	<b>18 653</b>
	<i>87%</i>	<i>49%</i>	<i>76%</i>	<i>50%</i>	<i>65%</i>
<b>Technical Cooperation</b>	<b>254</b>	<b>2 621</b>	<b>3 516</b>	<b>3 502</b>	<b>9 893</b>
	<i>13%</i>	<i>51%</i>	<i>24%</i>	<i>50%</i>	<i>35%</i>
Scholars. progr.	253	2 621	3 480	1 790	8 144
Techn. assist.	1	-	36	1 712	1 749



## Educational Infrastructure

Educational Facilities Assisted by the EDF :  
number and financial commitments by level of education (in '000 ECU)

Level	EDF I		EDF II		EDF III		EDF IV		No.	Total Cost
	No.	Cost	No.	Cost	No.	Cost	No.	Cost		
Primary Classrooms	-	-	90	75	-	-	423	3 426	513	3 501
General Secondary Schools	1	559	4	1 353	-	-	-	-	5	1 912
Vocational Secondary Schools	2	1 195	1	1 123	-	-	-	-	3	2 318
Higher Education Institutes	-	-	-	-	1	10 922	-	-	1	10 922
<b>Total Cost</b>		<b>1 754</b>		<b>2 551</b>		<b>10 922</b>		<b>3 426</b>		<b>18 653</b>
<i>% of these commitments in relation to those for infrastructure projects in all sectors</i>										
		21%		14%		33%		9%		19%

### Summary of Educational Infrastructure Projects (in '000 ECU)

Project Title	Location	New Facilities		Extensions-Improvements		Admissions Capacity
		No.	Cost	No.	Cost	
<b>Primary Classrooms</b>						
<b>EDF II :</b>						
Supply of School Furniture	Rural	-	-	90	75	-
<b>EDF IV :</b>						
Nomades Sedentary Programme	Rural	423	3 426	-	-	20 000
<b>Total</b>		<b>423</b>	<b>3 426</b>	<b>90</b>	<b>75</b>	<b>20 000</b>
<b>General Secondary Schools</b>						
<b>EDF I :</b>						
Intermediate Sec. School in Galcaio	Urban	1	559	-	-	240
<b>EDF II :</b>						
Lower Intermediate Sec. Schools						
- in Merca	Urban	1	594	-	-	240
- in Mogadiscio	Urban	1	298	-	-	360
- in Hargeisa	Urban	1	197	-	-	120
Secondary School in Mogadiscio	Urban	-	-	1	264	80
<b>Total</b>		<b>4</b>	<b>1 648</b>	<b>1</b>	<b>264</b>	<b>1 040</b>
<b>Vocational Secondary Schools</b>						
<b>EDF I :</b>						
Teaching School in Hargeisa	Urban	1	866	-	-	180
Tech. Sec. School in Mogadiscio	Urban	1	329	-	-	480
<b>EDF II :</b>						
Agricultural College in Afgoi	Urban	1	1 123	-	-	240
<b>Total</b>		<b>3</b>	<b>2 318</b>	<b>-</b>	<b>-</b>	<b>900</b>
<b>Higher Education Institutes</b>						
<b>EDF III :</b>						
Mogadiscio University	Urban	1	10 922	-	-	2 000
<b>Total</b>		<b>1</b>	<b>10 922</b>	<b>-</b>	<b>-</b>	<b>2 000</b>
<b>Total Cost</b>			<b>18 314</b>		<b>339</b>	

## Scholarships

Number of Study (s) and Training (t) Scholarships Financed by the EDF  
by Discipline

Discipline	EDF I		EDF II		EDF III		EDF IV		Total		% of scholarships by discipline				
	s	t	s	t	s	t	s	t	s	t	s	t	0%	20%	40%
General Studies	-	-	-	-	-	-	1	0	1	0	1	0			
Humanities	3	0	-	-	-	-	3	0	6	0	6	0			
Education	1	0	-	-	-	-	5	1	6	1	6	1			
Fine Arts	1	4	5	1	2	0	2	0	10	5	10	5			
Administration	7	1	1	0	-	-	-	-	8	1	8	1			
Social Sciences	2	0	3	0	-	-	-	-	5	0	5	0			
Economics	32	6	55	6	1	0	4	13	92	25	92	25			
Natural Sciences	-	-	16	0	40	0	5	0	61	0	61	0			
Engineering	12	1	70	11	51	1	46	4	179	17	179	17			
Medical Sciences	14	13	55	6	54	0	2	0	125	19	125	19			
Agriculture	12	9	38	1	75	0	5	0	130	10	130	10			
Others	-	-	-	-	-	-	-	-	-	-	-	-			
<b>Total</b>	<b>84</b>	<b>34</b>	<b>243</b>	<b>25</b>	<b>223</b>	<b>1</b>	<b>73</b>	<b>18</b>	<b>623</b>	<b>78</b>	<b>623</b>	<b>78</b>			
<b>General Total</b>	<b>118</b>	<b>268</b>	<b>224</b>	<b>91</b>	<b>701</b>										

### Distribution of EDF Scholarships by Level of Education

Level	EDF I	EDF II	EDF III	EDF IV	Total	% of scholarships by level		
						0%	50%	100%
Secondary	47%	21%		12%	18%			
Higher Education	51%	72%	99%	87%	79%			
Post Graduate	2%	7%	1%	1%	3%			

### Number and Success Rates of EDF Scholarship Holders by Place of Study (Country of Origin, ACP and EEC)

Scholarsh. completed	Success Rates of Scholarship Holders			Scholarship Holders by Place of Study				% of holders						
	C.O.	ACP	EEC	C.O.	ACP	EEC								
							0	25	50	75	100			
<b>EDF I</b>	118	-	0%	45%	-	1	117							
<b>EDF II</b>	243	-	-	39%	-	-	268							
<b>EDF III</b>	209	100%	-	13%	199	-	32 1)							
<b>EDF IV</b>					-	6 2)	85							
<b>Total</b>					<b>192</b>	<b>7</b>	<b>502</b>							
								C O	ACP		EEC			

1) including 1 who studied in the USA

2) including 5 who studied in Magreb-Machrek countries

# Sudan

**Basic information**  
 Area : 2,505,813 km<sup>2</sup>  
 Population (1979) : 17,890,000  
 GNP/capita (1979) : \$ 370

Primary : 1,218,000 students (1976)  
 Secondary : 327,000 students (1976)

- Primary School
- ◆ General Secondary School
- ✕ Vocational Secondary School
- ▲ Higher Education Institute

## Education-Training Sector

Sudan participated in the 4th EDF.

For Education-Training, a total of 20,735,000 ECU was received, representing +/- 4% of the total EDF aid in this sector, or +/- 14% of the total EDF aid received by this country.

## Infrastructure Projects

76% of the aid, or 15,735,000 ECU went towards the financing of infrastructure projects. 11% of this sum was used for the construction and equipping of 1 technical secondary school; and 89% for the extension of 3 technical secondary schools and 1 university.

## Technical Cooperation

24% of the aid, or 5,000,000 ECU went towards the financing of technical cooperation.

## Scholarship Programmes

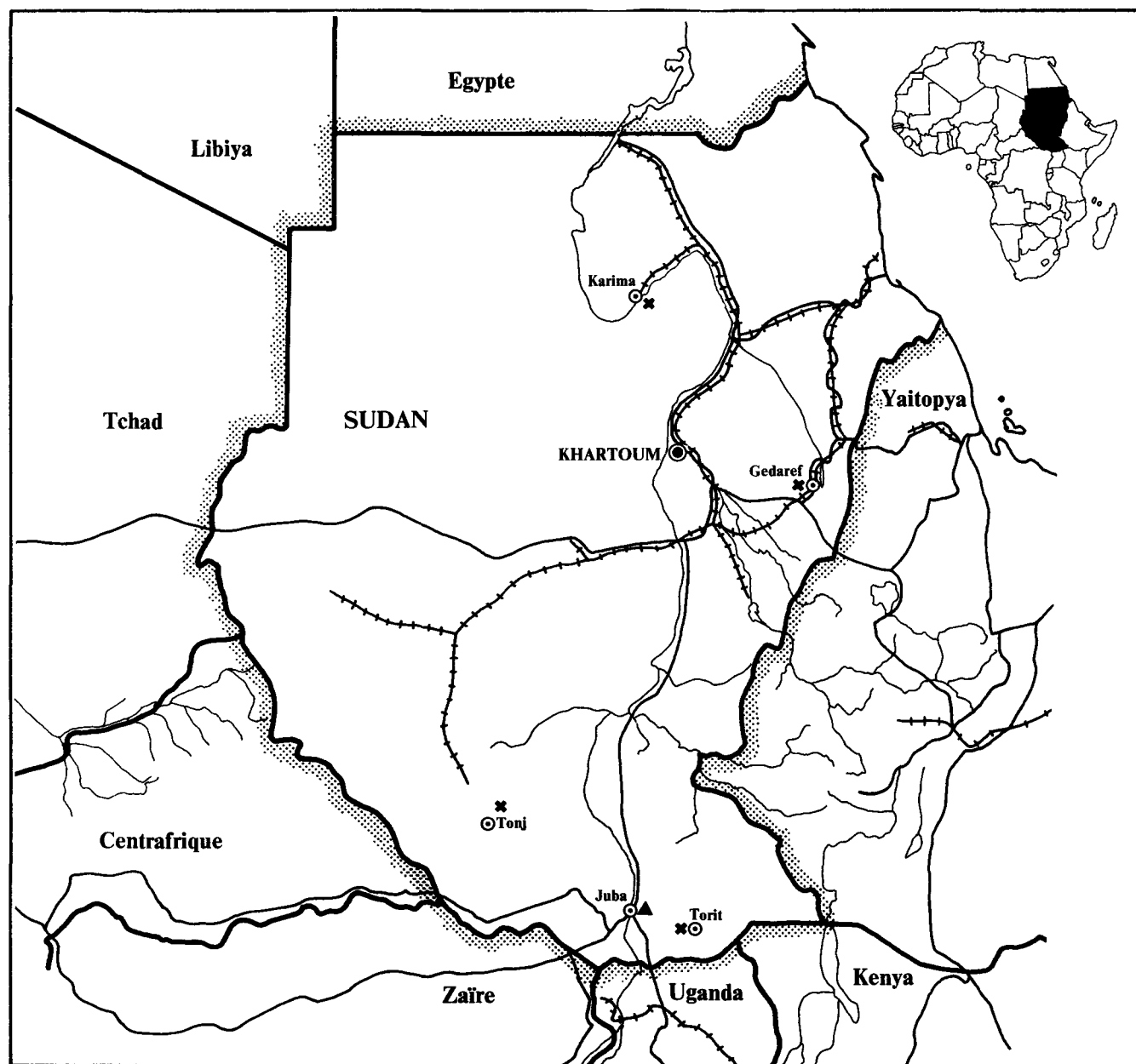
92% of this sum was used for scholarship programmes, under which scholarships were awarded to 413 individuals. 37% of these scholarships were for studies mainly in Engineering (34%), Agriculture (19%) and in Economics (19%); and 63% of these scholarships were for training, primarily in Economics (62%). 28% of the scholarships were awarded at the secondary level; 72% were awarded at higher education and post-graduate levels. 13% of the scholarship recipients undertook their studies or training in Sudan, 9% in other developing countries and 78% in Europe.

## Technical Assistance

8% of this sum was used for technical assistance : for the sending of instructors-trainers and 1 integrated project at the University of Juba.

## EDF Financial Commitments in the Education-Training Sector (in '000 ECU)

	EDF I	EDF II	EDF III	EDF IV	Total
Education-Training				20 735	20 735
% relative to total EDF aid				14%	14%
Infrastructure Projects				15 735	15 735
				76%	76%
Technical Cooperation				5 000	5 000
				24%	24%
Scholars. progr.				4 590	4 590
Techn. assist.				410	410



## Educational Infrastructure

Educational Facilities Assisted by the EDF :  
number and financial commitments by level of education (in '000 ECU)

Level	EDF I		EDF II		EDF III		EDF IV		Total	
	No.	Cost	No.	Cost	No.	Cost	No.	Cost	No.	Cost
Primary							-	-	-	-
General Secondary							-	-	-	-
Vocational Secondary							4	6 615	4	6 615
Higher Education							1	9 120	1	9 120
<b>Total Cost</b>								<b>15 735</b>		<b>15 735</b>
<i>% of these commitments in relation to those for infrastructure projects in all sectors</i>										
								23%		23%

### Summary of Educational Infrastructure Projects (in '000 ECU)

Project Title	Location	No.	New Facilities Cost	Extensions-Improvements No.	Cost	Admissions Capacity
<b>Vocational Secondary Schools</b>						
EDF IV :						
Higher Secondary Technical Schools	Urban	1	1 653	3	4 962	324
<b>Total</b>		<b>1</b>	<b>1 653</b>	<b>3</b>	<b>4 962</b>	<b>324</b>
<b>Higher Education Institutes</b>						
EDF IV :						
Extension of the Juba University	Urban	-	-	1	9 120	420
<b>Total</b>		<b>-</b>	<b>-</b>	<b>1</b>	<b>9 120</b>	<b>420</b>
<b>Total Cost</b>			<b>1 653</b>		<b>14 082</b>	

## Scholarships

Number of Study (s) and Training (t) Scholarships Financed by the EDF by Discipline

Discipline	EDF I		EDF II		EDF III		EDF IV		Total		% of scholarships by discipline		
	s	t	s	t	s	t	s	t	s	t	0%	35%	70%
General Studies							19	0	19	0	■		
Humanities							1	0	1	0	■		
Education							1	9	1	9	■		
Fine Arts							1	0	1	0	■		
Administration							17	11	17	11	■		
Social Sciences							1	2	1	2	■		
Economics							29	160	29	160	■		
Natural Sciences							1	1	1	1	■		
Engineering							53	44	53	44	■		
Medical Sciences							2	0	2	0	■		
Agriculture							29	32	29	32	■		
Others							-	-	-	-			
<b>Total</b>							<b>154</b>	<b>259</b>	<b>154</b>	<b>259</b>			
<b>General Total</b>							<b>413</b>		<b>413</b>				

### Distribution of EDF Scholarships by Level of Education

Level	EDF I	EDF II	EDF III	EDF IV	Total	% of scholarships by level		
						0%	50%	100%
Secondary				28%	28%	■		
Higher Education				69%	69%	■		
Post Graduate				3%	3%	■		

### Number and Success Rates of EDF Scholarship Holders by Place of Study (Country of Origin, ACP and EEC)

	Success Rates of Scholarship Holders			Scholarship Holders by Place of Study			% of holders					
	Scholarsh. completed	C.O.	ACP	EEC	C.O.	ACP	EEC	0	25	50	75	100
EDF I												
EDF II												
EDF III												
EDF IV					55	36 1)	322	■				
<b>Total</b>					<b>55</b>	<b>36</b>	<b>322</b>	■				
								C O.	ACP			EEC

1) including 2 who studied in Magreb-Machrek countries

# Suriname

**Basic information**  
 Area : 163,265 km<sup>2</sup>  
 Population (1979) : 380,000  
 GNP/capita (1979) : \$ 2,360

Primary : 106,000 students (1976)  
 Secondary : 33,300 students (1976)

- Primary Classroom (number by region)
- ◆ General Secondary School
- ✕ Vocational Secondary School
- ▲ Higher Education Institute

## Education-Training Sector

Suriname participated in the four EDFs. For Education-Training, a total of 17,026,000 ECU was received, representing +/- 3% of the total EDF aid in this sector, or +/- 29% of the total EDF aid received by this country.

### Infrastructure Projects

86% of the aid, or 14,619,000 ECU went towards the financing of infrastructure projects. 92% of this sum was used for the construction and equipping of 706 primary classrooms and 1 technical training institute (semi-university level); and 8% for the extension of 1 general secondary school.

### Technical Cooperation

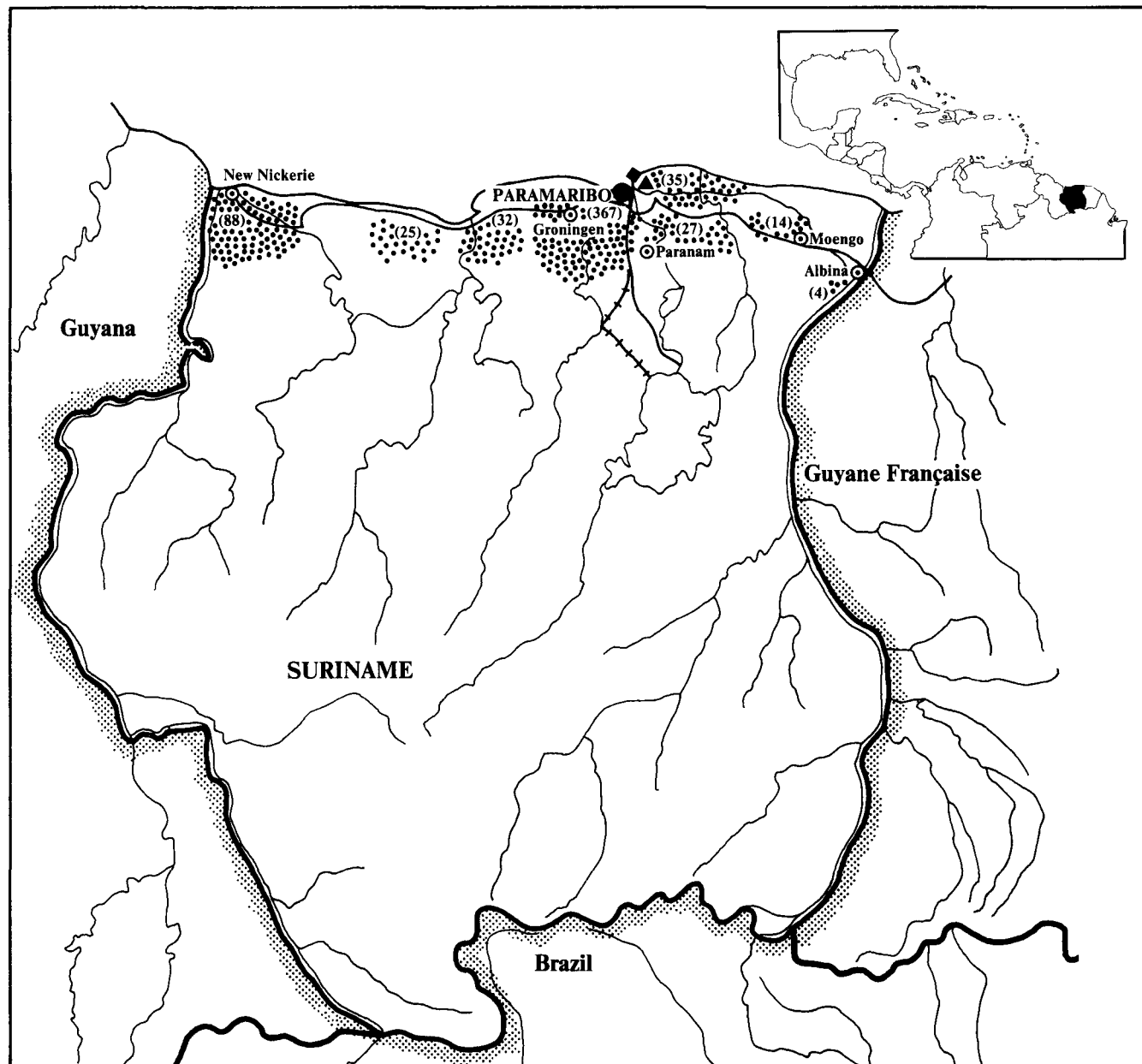
14% of the aid, or 2,407,000 ECU went towards the financing of technical cooperation.

### Scholarship Programmes

The total of this sum was used for scholarship programmes, under which scholarships were awarded to 698 individuals. 97% of these scholarships were for studies mainly in Economics (42%) and in Natural Sciences (30%); and 3% of these scholarships were for training, primarily in Engineering (61%). 35% of the scholarships were awarded at the secondary level; 65% were awarded at higher education and post-graduate levels. 77% of the scholarship recipients undertook their studies or training in Suriname, 3% in other developing countries and 20% in Europe.

**EDF Financial Commitments in the Education-Training Sector (in '000 ECU)**

	EDF I	EDF II	EDF III	EDF IV	Total
Education-Training	847	6 995	6 584	2 600	17 026
% relative to total EDF aid	5%	50%	36%	27%	29%
Infrastructure Projects	799	6 528	6 192	1 100	14 619
	94%	93%	94%	42%	86%
Technical Cooperation	48	467	392	1 500	2 407
	6%	7%	6%	58%	14%
Scholars. progr.	48	467	392	1 500	2 407
Techn. assist.	-	-	-	-	-



## Educational Infrastructure

Educational Facilities Assisted by the EDF :  
number and financial commitments by level of education (in '000 ECU)

Level		EDF I		EDF II		EDF III		EDF IV		Total	
		No.	Cost	No.	Cost	No.	Cost	No.	Cost	No.	Cost
Primary	Classrooms	148	799	558	5 355	-	-	-	-	706	6 154
General Secondary	Schools	-	-	1	1 173	-	-	-	-	1	1 173
Vocational Secondary	Schools	-	-	-	-	-	-	-	-	-	-
Higher Education	Institutes	-	-	-	-	1	6 192	-	1 100	1	7 292
<b>Total Cost</b>			<b>799</b>		<b>6 528</b>		<b>6 192</b>		<b>1 100</b>		<b>14 619</b>
<i>% of these commitments in relation to those for infrastructure projects in all sectors</i>			4%		54%		37%		67%		30%

### Summary of Educational Infrastructure Projects (in '000 ECU)

Project Title	Location	No.	New Facilities Cost	Extensions-Improvements No.	Cost	Admissions Capacity
---------------	----------	-----	---------------------	-----------------------------	------	---------------------

#### Primary Classrooms

<b>EDF I :</b>						
Primary Schools (1st phase)	48U/100R	148	799	-	-	7 100
<b>EDF II :</b>						
School Constructions (2nd phase)	Rural	115	942	-	-	4 330
School Constructions (3rd phase)	200U/243R	433	4 413	-	-	21 260
<b>Total</b>		<b>706</b>	<b>6 154</b>	-	-	<b>32 690</b>

#### General Secondary Schools

<b>EDF II :</b>						
Dormitory in Paramaribo	Urban	-	-	1	1 173	300
<b>Total</b>		-	-	<b>1</b>	<b>1 173</b>	<b>300</b>

#### Higher Education Institutes

<b>EDF III :</b>						
Technical Training Institute (semi-university level)	Urban	1	6 192	-	-	690
<b>EDF IV :</b>						
Technical Training Institute (semi-university level)	-	-	1 100	-	-	-
<b>Total</b>		<b>1</b>	<b>7 292</b>	-	-	<b>690</b>
<b>Total Cost</b>			<b>13 446</b>		<b>1 173</b>	

## Scholarships

Number of Study (s) and Training (t) Scholarships Financed by the EDF by Discipline

Discipline	EDF I		EDF II		EDF III		EDF IV		Total		% of scholarships by discipline		
	s	t	s	t	s	t	s	t	s	t	0%	20%	40%
General Studies	-	-	-	-	-	-	-	-	-	-			
Humanities	3	0	2	0	-	-	-	-	5	0			
Education	-	-	3	1	-	-	-	-	3	1			
Fine Arts	-	-	4	0	-	-	-	-	4	0			
Administration	-	-	1	0	-	-	-	-	1	0			
Social Sciences	2	0	6	0	-	-	-	-	8	0			
Economics	5	0	25	1	-	-	258	3	288	4			
Natural Sciences	1	0	4	0	1	0	200	0	206	0			
Engineering	13	0	17	2	5	2	100	7	135	11			
Medical Sciences	1	0	3	0	0	2	-	-	4	2			
Agriculture	5	0	21	0	-	-	-	-	26	0			
Others	-	-	-	-	-	-	-	-	-	-			
<b>Total</b>	<b>30</b>	<b>0</b>	<b>86</b>	<b>4</b>	<b>6</b>	<b>4</b>	<b>558</b>	<b>10</b>	<b>680</b>	<b>18</b>			
<b>General Total</b>	<b>30</b>		<b>90</b>		<b>10</b>		<b>568</b>		<b>698</b>				

### Distribution of EDF Scholarships by Level of Education

Level	EDF I	EDF II	EDF III	EDF IV	Total	% of scholarships by level		
						0%	50%	100%
Secondary	13%	7%	50%	40%	35%			
Higher Education	83%	92%	50%	60%	65%			
Post Graduate	3%	1%						

### Number and Success Rates of EDF Scholarship Holders by Place of Study (Country of Origin, ACP and EEC)

	Success Rates of Scholarship Holders				Scholarship Holders by Place of Study				% of holders				
	Scholarsh. completed	C.O.	ACP	EEC	C.O.	ACP	EEC						
								0	25	50	75	100	
<b>EDF I</b>	30	-	-	90%	-	-	30						
<b>EDF II</b>	90	-	-	73%	-	-	90						
<b>EDF III</b>	10	-	-	83%	-	-	10						
<b>EDF IV</b>					539	19	10						
<b>Total</b>					<b>539</b>	<b>19</b>	<b>140</b>						
								C O		ACP		EEC	

# Swaziland

**Basic information**  
 Area : 17,366 km<sup>2</sup>  
 Population (1979) : 540,000  
 GNP/capita (1979) : \$ 650

Primary : 100,700 students (1978)  
 Secondary : 20,600 students (1978)

- Primary School
- ◆ General Secondary School
- ✕ Vocational Secondary School
- ▲ Higher Education Institute

## Education-Training Sector

Swaziland participated in the 4th EDF.  
 For Education-Training, a total of 4,500,000 ECU was received, representing +/- 1% of the total EDF aid in this sector, or +/- 16% of the total EDF aid received by this country.

### Infrastructure Projects

56% of the aid, or 2,500,000 ECU went towards the financing of one infrastructure project : the construction and equipping of 1 vocational secondary school.

### Technical Cooperation

44% of the aid, or 2,000,000 ECU went towards the financing of technical cooperation.

### Scholarship Programmes

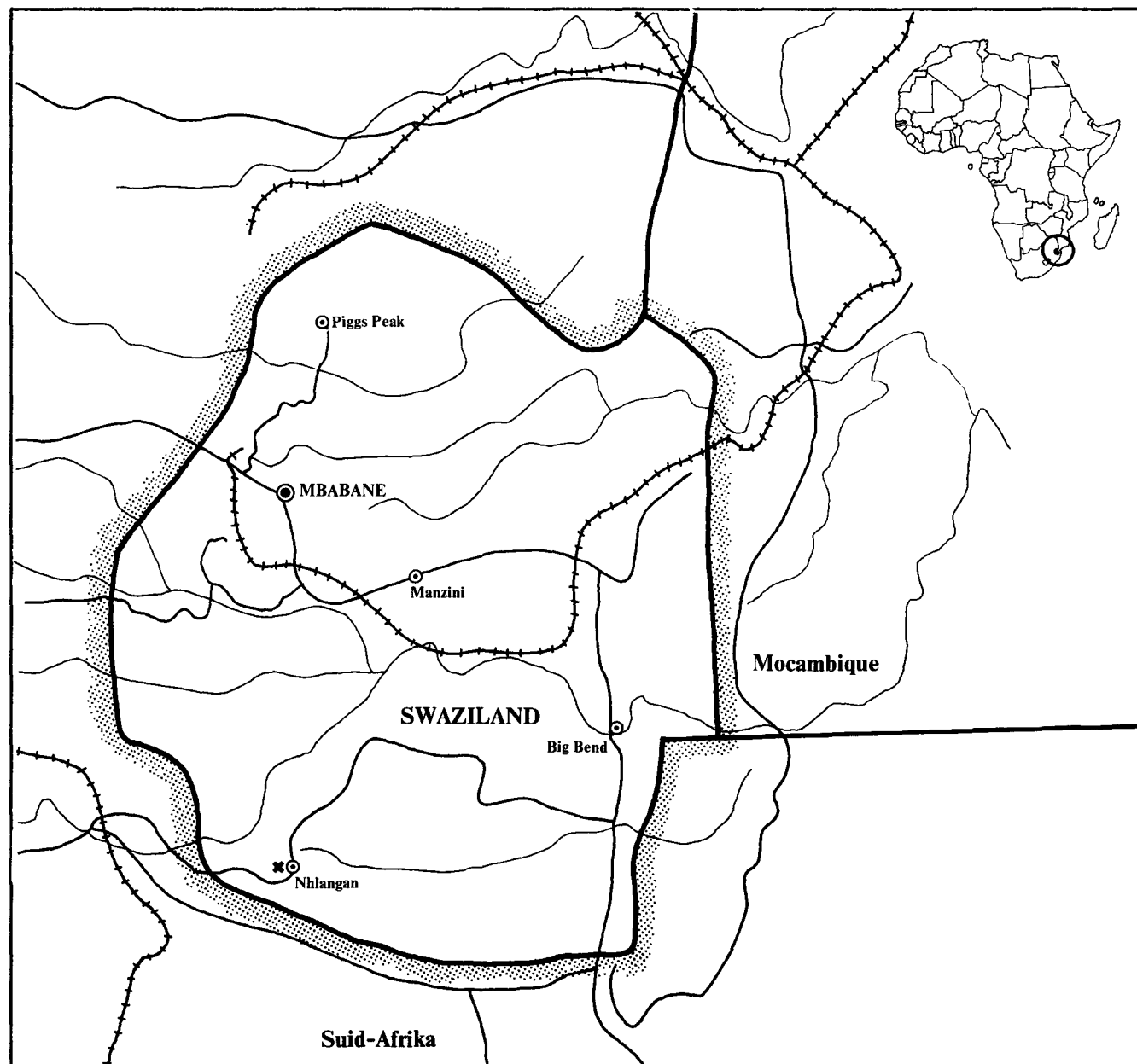
52% of this sum was used for scholarship programmes, under which scholarships were awarded to 491 individuals. 20% of these scholarships were for studies mainly in Natural Sciences (66%) and in Economics (25%); and 80% of these scholarships were for training, primarily in Natural Sciences (96%). 91% of the scholarships were awarded at the secondary level; 9% were awarded at higher education and post-graduate levels. 91% of the scholarship recipients undertook their studies or training in Swaziland, 1% in other developing countries and 8% in Europe.

### Technical Assistance

3% of this sum was used for technical assistance : in the form of basic and advanced training sessions, and the sending of instructors-trainers.

## EDF Financial Commitments in the Education-Training Sector (in '000 ECU)

	EDF I	EDF II	EDF III	EDF IV	Total
Education-Training				4 500	4 500
% relative to total EDF aid				16%	16%
Infrastructure Projects				2 500	2 500
				56%	56%
Technical Cooperation				2 000	2 000
				44%	44%
Scholars. progr.				1 050	1 050
Techn. assist.				950	950







# Tanzania

**Basic information**

Area : 945,087 km<sup>2</sup>  
 Population (1979) : 17,980,000  
 GNP/capita (1979) : \$ 270

Primary : 1,956,000 students (1976)  
 Secondary : 67,900 students (1976)

- Primary School
- ◆ General Secondary School
- ✕ Vocational Secondary School
- ▲ Higher Education Institute

**Education-Training Sector**

Tanzania participated in the 4th EDF.  
 For Education-Training, a total of 1,975,000 ECU was received, representing +/- 0.4% of the total EDF aid in this sector, or +/- 2% of the total EDF aid received by this country.

**Infrastructure Projects**

71% of the aid, or 1,400,000 ECU went towards the financing of one infrastructure project : the construction and equipping of 1 vocational secondary school.

**Technical Cooperation**

29% of the aid, or 575,000 ECU went towards the financing of technical cooperation.

**Scholarship Programmes**

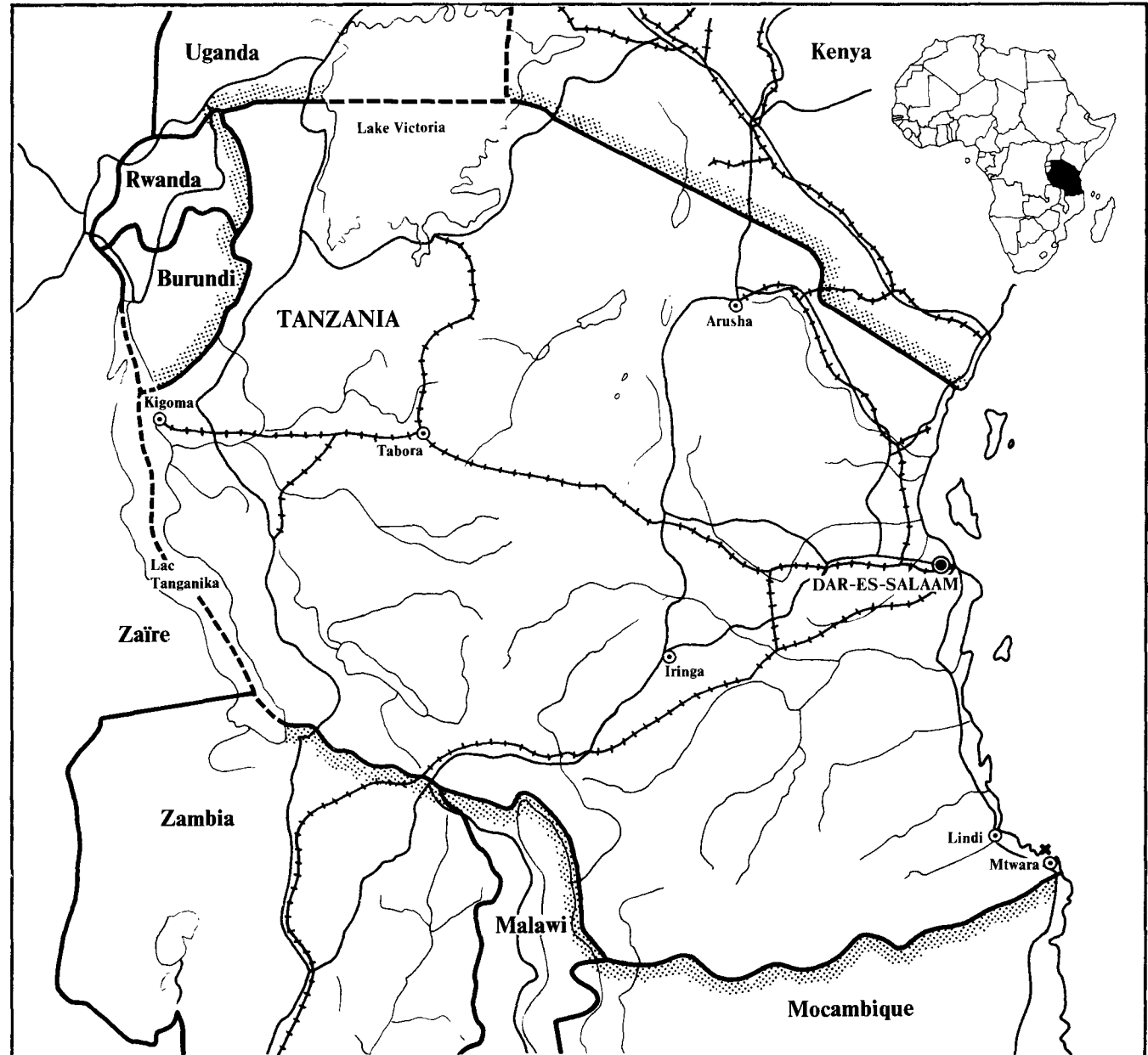
74% of this sum was used for scholarship programmes, under which scholarships were awarded to 49 individuals. 61% of these scholarships were for studies mainly in Engineering (57%) and in Economics (23%); and 39% of these scholarships were for training, primarily in Economics (84%). 13% of the scholarships were awarded at the secondary level; 87% were awarded at higher education and post-graduate levels. 22% of the scholarship recipients undertook their studies or training in other developing countries, India and Israel and 78% in Europe.

**Technical Assistance**

26% of this sum was used for technical assistance : in the form of basic and advanced training sessions.

**EDF Financial Commitments in the Education-Training Sector (in '000 ECU)**

	EDF I	EDF II	EDF III	EDF IV	Total
Education-Training				1 975	1 975
% relative to total EDF aid				2%	2%
Infrastructure Projects				1 400	1 400
				71%	71%
Technical Cooperation				575	575
				29%	29%
Scholars. progr.				425	425
Techn. assist.				150	150



## Educational Infrastructure

Educational Facilities Assisted by the EDF :  
number and financial commitments by level of education (in '000 ECU)

Level	EDF I		EDF II		EDF III		EDF IV		Total	
	No.	Cost	No.	Cost	No.	Cost	No.	Cost	No.	Cost
Primary							-	-	-	-
General Secondary							-	-	-	-
Vocational Secondary							1	1 400	1	1 400
Higher Education							-	-	-	-
<b>Total Cost</b>								<b>1 400</b>		<b>1 400</b>
<i>% of these commitments in relation to those for infrastructure projects in all sectors</i>								3%		3%

### Summary of Educational Infrastructure Projects (in '000 ECU)

Project Title	Location	New Facilities		Extensions-Improvements		Admissions Capacity
		No.	Cost	No.	Cost	
<b>Vocational Secondary Schools</b>						
<b>EDF IV :</b>						
Teaching School in Mtwara	Urban	1	1 400	-	-	240
<b>Total</b>		<b>1</b>	<b>1 400</b>	<b>-</b>	<b>-</b>	<b>240</b>
<b>Total Cost</b>			<b>1 400</b>		<b>-</b>	

## Scholarships

Number of Study (s) and Training (t) Scholarships Financed by the EDF  
by Discipline

Discipline	EDF I		EDF II		EDF III		EDF IV		Total		% of scholarships by discipline		
	s	t	s	t	s	t	s	t	s	t	0%	35%	70%
General Studies							-	-	-	-			
Humanities							1	0	1	0			
Education							-	-	-	-			
Fine Arts							-	-	-	-			
Administration							1	2	1	2			
Social Sciences							2	0	2	0			
Economics							7	16	7	16			
Natural Sciences							-	-	-	-			
Engineering							17	1	17	1			
Medical Sciences							-	-	-	-			
Agriculture							2	0	2	0			
Others							-	-	-	-			
<b>Total</b>							<b>30</b>	<b>19</b>	<b>30</b>	<b>19</b>			
<b>General Total</b>								<b>49</b>		<b>49</b>			

### Distribution of EDF Scholarships by Level of Education

Level	EDF I		EDF II		EDF III		EDF IV		Total		% of scholarships by level		
	s	t	s	t	s	t	s	t	s	t	0%	50%	100%
Secondary											13%		13%
Higher Education											84%		84%
Post Graduate											3%		3%

### Number and Success Rates of EDF Scholarship Holders by Place of Study (Country of Origin, ACP and EEC)

	Success Rates of Scholarship Holders				Scholarship Holders by Place of Study				% of holders					
	Scholarsh. completed	C.O.			C.O.	ACP			ACP	EEC			EEC	
		C.O.	ACP	EEC		C.O.	ACP	EEC		0	25	50		75
<b>EDF I</b>														
<b>EDF II</b>														
<b>EDF III</b>														
<b>EDF IV</b>									-	11*	38			
<b>Total</b>									-	11*	38			

\*) including 9 who studied in Israel, India and Magreb-Machrek countries

# Togo

**Basic information**  
 Area : 56,000 km<sup>2</sup>  
 Population (1979) : 2,470,000  
 GNP/capita (1979) : \$ 340

Primary : 458,000 students (1978)  
 Secondary : 106,000 students (1977)

- Primary Classroom    ● Primary School
- ◆ General Secondary School
- ✕ Vocational Secondary School
- ▲ Higher Education Institute

## Education-Training Sector

Togo participated in the four EDFs.  
 For Education-Training, a total of 14,683,000 ECU was received, representing +/- 3% of the total EDF aid in this sector, or +/- 14% of the total EDF aid received by this country.

### Infrastructure Projects

36% of the aid, or 5,322,000 ECU went towards the financing of infrastructure projects. 97% of this sum was used for the construction and equipping of 60 primary classrooms, 5 general secondary schools, 2 vocational secondary schools and 1 institute of higher education; and 3% for the refurbishing of 90 primary classrooms.

### Technical Cooperation

64% of the aid, or 9,361,000 ECU went towards the financing of technical cooperation.

### Scholarship Programmes

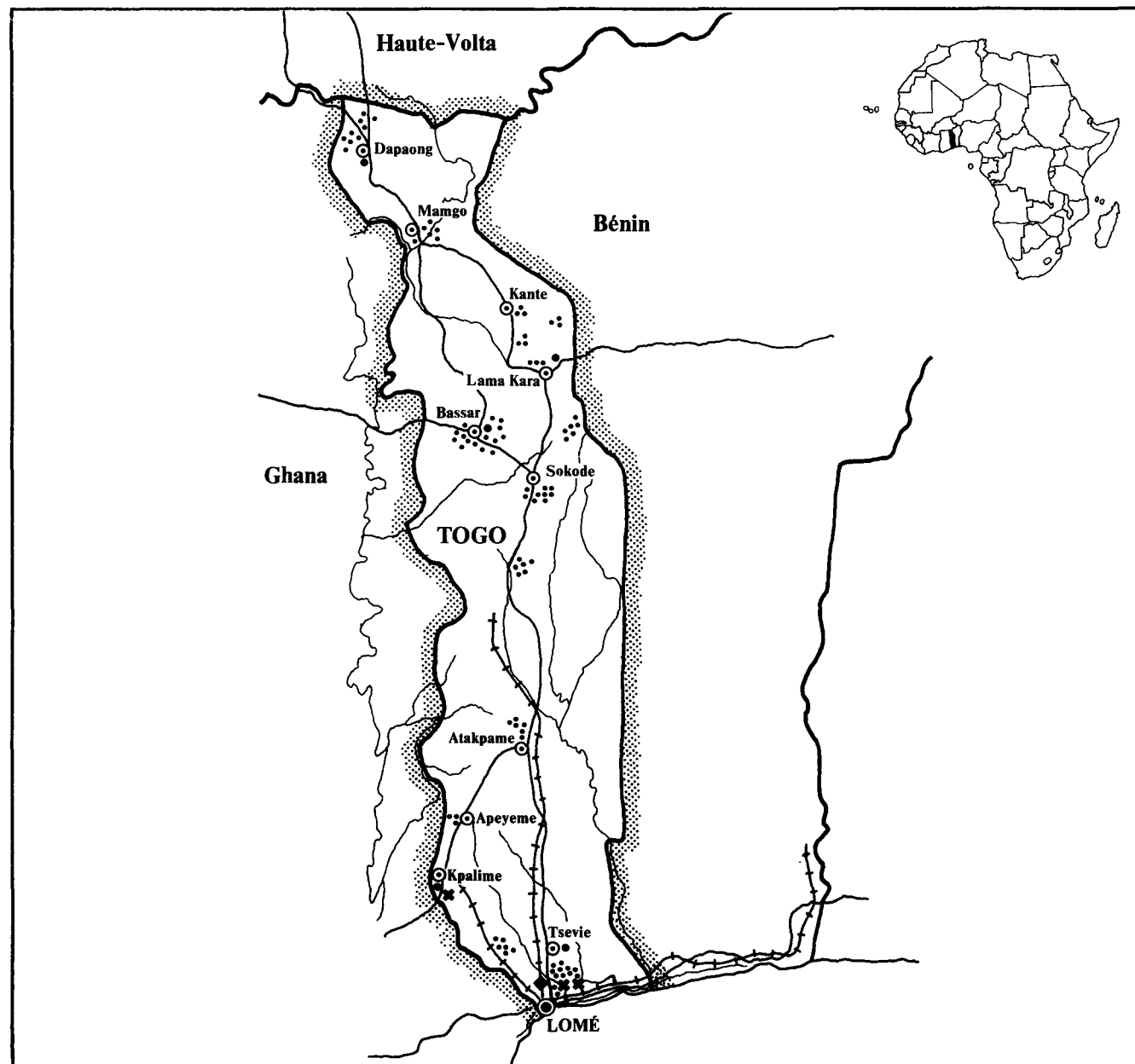
80% of this sum was used for scholarship programmes, under which scholarships were awarded to 1,826 individuals. 62% of these scholarships were for studies mainly in Agriculture (58%) and in Economics (24%); and 38% of these scholarships were for training, primarily in Economics (85%). 61% of the scholarships were awarded at the secondary level; 39% were awarded at higher education and post-graduate levels. 59% of the scholarship recipients undertook their studies or training in Togo, 18% in other developing countries or in Israel and 23% in Europe.

### Technical Assistance

20% of this sum was used for technical assistance : for the sending of instructors-trainers.

**EDF Financial Commitments in the Education-Training Sector**  
 (in '000 ECU)

	EDF I	EDF II	EDF III	EDF IV	Total
<b>Education-Training</b>	5 432	1 626	2 441	5 184	14 683
% relative to total EDF aid	38%	8%	9%	12%	14%
<b>Infrastructure Projects</b>	5 322	-	-	-	5 322
	98%	0%	0%	0%	36%
<b>Technical Cooperation</b>	110	1 626	2 441	5 184	9 361
	2%	100%	100%	100%	64%
Scholars. progr.	110	1 626	1 827	3 966	7 529
Techn. assist.	-	-	614	1 218	1 832



## Educational Infrastructure

Educational Facilities Assisted by the EDF :  
number and financial commitments by level of education (in '000 ECU)

Level		EDF I		EDF II		EDF III		EDF IV		Total	
		No.	Cost	No.	Cost	No.	Cost	No.	Cost	No.	Cost
Primary	Classrooms	150	252	-	-	-	-	-	-	150	252
General Secondary	Schools	5	1 260	-	-	-	-	-	-	5	1 260
Vocational Secondary	Schools	3	3 810	-	-	-	-	-	-	3	3 810
Higher Education	Institutes	-	-	-	-	-	-	-	-	-	-
<b>Total Cost</b>			<b>5 322</b>								<b>5 322</b>
<i>% of these commitments in relation to those for infrastructure projects in all sectors</i>			38%		0%		0%		0%		7%

### Summary of Educational Infrastructure Projects (in '000 ECU)

Project Title	Location	No.	New Facilities		Extensions-Improvements		Admissions Capacity
			No.	Cost	No.	Cost	

#### Primary Classrooms

EDF I:							
10 Primary Schools	Rural	-	-	30	81	1 000 *	
20 Primary Schools	Rural	-	-	60	82	2 100 *	
School Constructions	Rural	60	89	-	-	2 250	
<b>Total</b>		<b>60</b>	<b>89</b>	<b>90</b>	<b>163</b>	<b>5 350</b>	

#### General Secondary Schools

EDF I:							
5 Secondary Schools	Urban	5	1 260	-	-	**	
<b>Total</b>		<b>5</b>	<b>1 260</b>	<b>-</b>	<b>-</b>	<b>**</b>	

#### Vocational Secondary Schools

EDF I:							
College of General Studies and Administration in Lomé	Urban	1	2 210	-	-	1 160	
Lomé Nursing and Maternity College	Urban	1	968	-	-	**	
National Agricultural College	Urban	1	632	-	-	120	
<b>Total</b>		<b>3</b>	<b>3 810</b>	<b>-</b>	<b>-</b>	<b>1 280</b>	

**Total Cost** 5 159 163

\* estimation

\*\* information not available

## Scholarships

Number of Study (s) and Training (t) Scholarships Financed by the EDF by Discipline

Discipline	EDF I		EDF II		EDF III		EDF IV		Total		% of scholarships by discipline		
	s	t	s	t	s	t	s	t	s	t	0%	35%	70%
General Studies	-	-	-	-	-	-	-	-	-	-			
Humanities	1	0	1	0	-	-	4	1	6	1	I		
Education	4	0	12	2	-	-	4	0	20	2	I		
Fine Arts	-	-	3	0	-	-	0	5	3	5	I		
Administration	3	1	3	0	-	-	-	-	6	1	I		
Social Sciences	2	1	13	0	4	0	1	0	20	1	I		
Economics	27	1	85	36	113	9	52	542	277	588			
Natural Sciences	-	-	6	0	1	0	6	4	13	4	I		
Engineering	12	15	33	3	2	5	57	26	104	49			
Medical Sciences	8	0	6	0	1	0	9	1	24	1	I		
Agriculture	4	5	79	22	173	0	402	16	658	43			
Others	-	-	-	-	-	-	-	-	-	-			
<b>Total</b>	<b>61</b>	<b>23</b>	<b>241</b>	<b>63</b>	<b>294</b>	<b>14</b>	<b>535</b>	<b>595</b>	<b>1 131</b>	<b>695</b>			
<b>General Total</b>	<b>84</b>		<b>304</b>		<b>308</b>		<b>1 130</b>		<b>1 826</b>				

### Distribution of EDF Scholarships by Level of Education

Level	EDF I	EDF II	EDF III	EDF IV	Total	% of scholarships by level		
						0%	50%	100%
Secondary	51%	61%	63%	62%	61%			
Higher Education	49%	36%	35%	37%	37%			
Post Graduate		3%	2%	1%	2%	I		

### Number and Success Rates of EDF Scholarship Holders by Place of Study (Country of Origin, ACP and EEC)

	Success Rates of Scholarship Holders				Scholarship Holders by Place of Study			% of holders				
	Scholarsh. completed	C.O.	ACP	EEC	C.O.	ACP	EEC	0 25 50 75 100				
								C.O.	ACP	EEC		
<b>EDF I</b>	84	-	79%	60%	-	16 1)	68					
<b>EDF II</b>	302	85%	89%	64%	41	148 2)	115					
<b>EDF III</b>	301	95%	89%	76%	172	76 3)	60					
<b>EDF IV</b>					876	82 4)	172					
<b>Total</b>					<b>1 089</b>	<b>322</b>	<b>415</b>					
					C.O.	ACP	EEC					

1) including 2 who studied in Israel

2) including 41 who studied in Israel

3) including 4 who studied in Israel

4) including 15 who studied in Morocco

# Upper Volta

**Basic information**  
 Area : 274,200 km<sup>2</sup>  
 Population (1979) : 6,730,000  
 GNP/capita (1979) : \$ 180

Primary : 149,000 students (1976)  
 Secondary : 18,000 students (1976)

100

- Primary School (with one or two classrooms)
- ◆ General Secondary School
- ✕ Vocational Secondary School
- ▲ Higher Education Institute

## Education-Training Sector

Upper Volta participated in the four EDFs.  
 For Education-Training, a total of 18,271,000 ECU was received, representing +/- 4% of the total EDF aid in this sector, or +/- 10% of the total EDF aid received by this country.

### Infrastructure Projects

66% of the aid, or 12,040,000 ECU went towards the financing of infrastructure projects. 84% of this sum was used for the construction and equipping of 375 primary classrooms, 2 vocational secondary schools and 2 institutes of higher education; and 16% for the refurbishing of 40 primary classrooms.

### Technical Cooperation

34% of the aid, or 6,231,000 ECU went towards the financing of technical cooperation.

### Scholarship Programmes

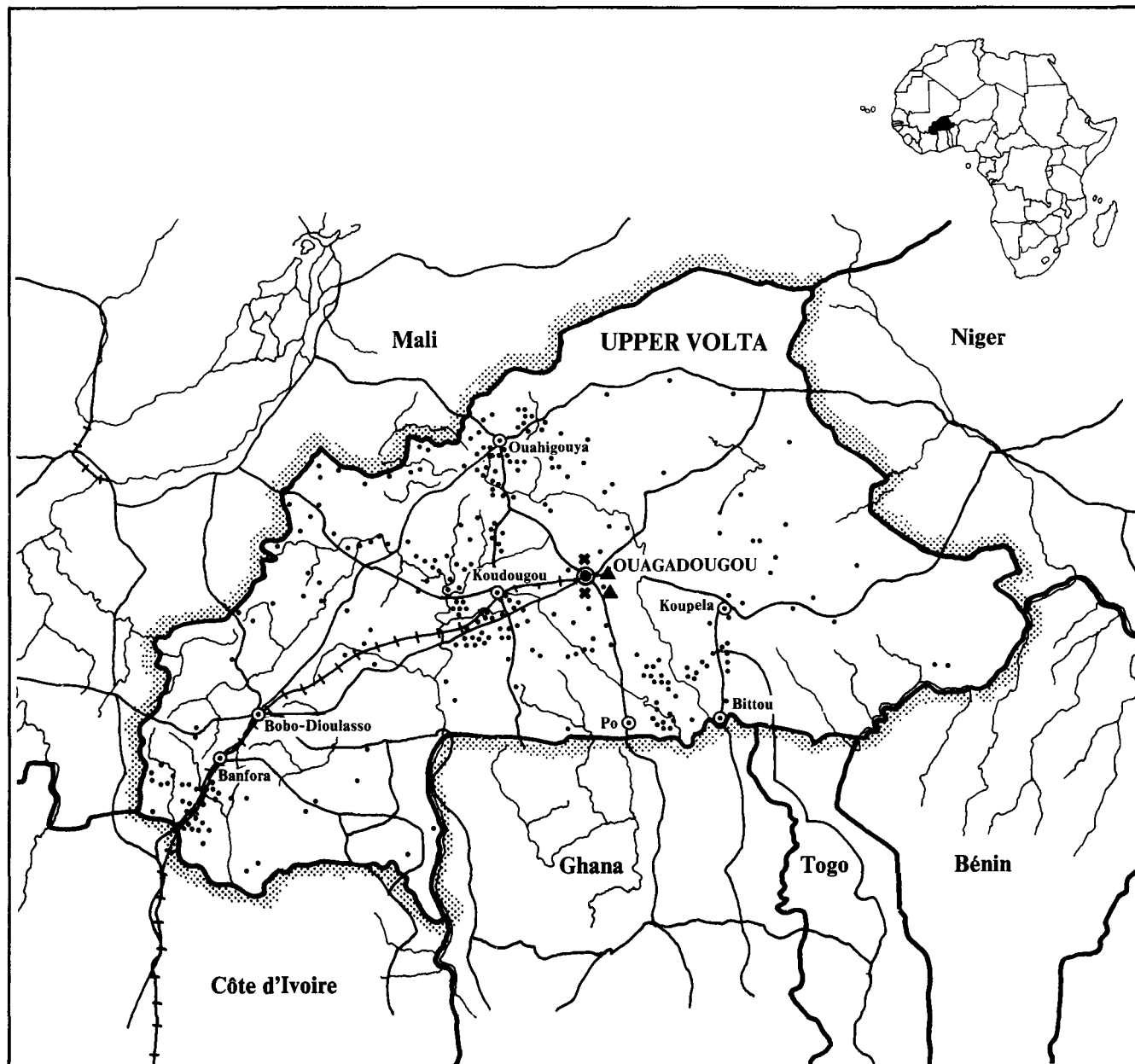
99% of this sum was used for scholarship programmes, under which scholarships were awarded to 1,228 individuals. 81% of these scholarships were for studies mainly in Medical Sciences (34%), Economics (22%) and in Education (17%); and 19% of these scholarships were for training, primarily in Fine Arts (39%) and in Economics (19%). 80% of the scholarships were awarded at the secondary level; 20% were awarded at higher education and post-graduate levels. 52% of the scholarship recipients undertook their studies or training in Upper Volta, 28% in other developing countries or in Israel and 20% in Europe.

### Technical Assistance

1% of this sum was used for technical assistance : primarily in the form of basic and advanced training sessions.

## EDF Financial Commitments in the Education-Training Sector (in '000 ECU)

	EDF I	EDF II	EDF III	EDF IV	Total
Education-Training	4 398	1 941	9 400	2 532	18 271
% relative to total EDF aid	15%	6%	20%	3%	10%
Infrastructure Projects	4 306	324	7 410	-	12 040
	98%	17%	79%	0%	66%
Technical Cooperation	92	1 617	1 990	2 532	6 231
	2%	83%	21%	100%	34%
Scholarš. progr.	92	1 617	1 990	2 482	6 181
Techn. assist.	-	-	-	50	50



## Educational Infrastructure

Educational Facilities Assisted by the EDF :  
number and financial commitments by level of education (in '000 ECU)

Level		EDF I		EDF II		EDF III		EDF IV		Total	
		No.	Cost	No.	Cost	No.	Cost	No.	Cost	No.	Cost
Primary	Classrooms	375	3 151	-	-	40	2 161	-	-	415	5 312
General Secondary	Schools	-	-	-	-	-	-	-	-	-	-
Vocational Secondary	Schools	-	-	1	324	1	3 986	-	-	2	4 310
Higher Education	Institutes	1	1 155	-	-	1	1 263	-	-	2	2 418
<b>Total Cost</b>			<b>4 306</b>		<b>324</b>		<b>7 410</b>				<b>12 040</b>
<i>% of these commitments in relation to those for infrastructure projects in all sectors</i>			15%		1%		22%				9%

### Summary of Educational Infrastructure Projects (in '000 ECU)

Project Title	Location	No.	New Facilities Cost	Extensions-Improvements No.	Cost	Admissions Capacity
---------------	----------	-----	---------------------	-----------------------------	------	---------------------

#### Primary Classrooms

<b>EDF I :</b>						
50 Primary Schools	Rural	150	1 115	-	-	7 500
225 Rural Educational Centres	Rural	225	2 036	-	-	11 250
<b>EDF III :</b>						
Extension of Rural Education : Yatenga and the South-West	Rural	-	-	40	2 161	6 150
<b>Total</b>		<b>375</b>	<b>3 151</b>	<b>40</b>	<b>2 161</b>	<b>24 900</b>

#### Vocational Secondary School

<b>EDF II :</b>						
Arts and Crafts Centre for the Training of Women	Urban	1	324	-	-	130
<b>EDF III :</b>						
Tech. Sec. School at Ouagadougou	Urban	1	3 986	-	-	600
<b>Total</b>		<b>2</b>	<b>4 310</b>	<b>-</b>	<b>-</b>	<b>730</b>

#### Higher Education Institutes

<b>EDF I :</b>						
National School of Administration and Multicopying Workshop	Urban	1	1 155	-	-	300
<b>EDF III :</b>						
Institute of Hydraulics and Rural Equipment	Urban	1	1 263	-	-	80
<b>Total</b>		<b>2</b>	<b>2 418</b>	<b>-</b>	<b>-</b>	<b>380</b>
<b>Total Cost</b>			<b>9 879</b>		<b>2 161</b>	

## Scholarships

Number of Study (s) and Training (t) Scholarships Financed by the EDF by Discipline

Discipline	EDF I		EDF II		EDF III		EDF IV		Total		% of scholarships by discipline
	s	t	s	t	s	t	s	t	s	t	
General Studies	-	-	-	-	-	-	-	-	-	-	
Humanities	-	-	-	-	-	-	2	1	2	1	I
Education	5	0	2	3	166	16	19	1	192	20	
Fine Arts	1	0	-	-	-	-	2	91	3	91	
Administration	-	-	0	4	0	1	1	5	1	10	I
Social Sciences	6	0	1	2	14	0	11	0	32	2	
Economics	10	2	94	21	71	15	49	10	224	48	
Natural Sciences	-	-	0	1	-	-	1	1	1	2	I
Engineering	3	1	50	8	13	20	18	5	84	34	
Medical Sciences	22	1	116	4	185	0	94	0	417	5	
Agriculture	0	4	14	10	19	5	5	2	38	21	
Others	-	-	-	-	-	-	-	-	-	-	
<b>Total</b>	<b>47</b>	<b>8</b>	<b>277</b>	<b>53</b>	<b>468</b>	<b>57</b>	<b>202</b>	<b>116</b>	<b>994</b>	<b>234</b>	
<b>General Total</b>	<b>55</b>		<b>330</b>		<b>525</b>		<b>318</b>		<b>1 228</b>		

### Distribution of EDF Scholarships by Level of Education

Level	EDF I	EDF II	EDF III	EDF IV	Total	% of scholarships by level		
						0%	50%	100%
Secondary	82%	87%	80%	75%	80%			
Higher Education	18%	11%	20%	25%	19%			
Post Graduate		2%			1%	I		

### Number and Success Rates of EDF Scholarship Holders by Place of Study (Country of Origin, ACP and EEC)

Scholarsh. completed	Success Rates of Scholarship Holders			Scholarship Holders by Place of Study			% of holders	
	C.O.	ACP	EEC	C.O.	ACP	EEC		
								0
<b>EDF I</b>	55	100%	81%	74%	16	16 1)	23	
<b>EDF II</b>	330	89%	92%	71%	129	136 2)	65	
<b>EDF III</b>	502	98%	90%	78%	316	106 3)	103	
<b>EDF IV</b>					154	80	84	
<b>Total</b>					<b>615</b>	<b>338</b>	<b>275</b>	
					C.O.	ACP	EEC	

- 1) including 6 who studied in Israel
- 2) including 24 who studied in Israel
- 3) including 8 who studied in Israel

# Zaire

**Basic information**  
 Area : 2,345,409 km<sup>2</sup>  
 Population (1979) : 27,940,000  
 GNP/capita (1979) : \$ 260

Primary : 3,292,000 students (1972)  
 Secondary : 446,000 students (1972)

- Primary Classroom
- ◆ General Secondary School
- ✕ Vocational Secondary School
- ▲ Higher Education Institute

## Education-Training Sector

Zaire participated in the four EDFs.

For Education-Training, a total of 58,677,000 ECU was received, representing +/- 11% of the total EDF aid in this sector, or +/- 19% of the total EDF aid received by this country.

### Infrastructure Projects

61% of the aid, or 35,651,000 ECU went towards the financing of infrastructure projects. The total of this sum was used for the construction and equipping of 1 general secondary school, 9 institutes of higher education and 1 department of sciences.

### Technical Cooperation

39% of the aid, or 23,026,000 ECU went towards the financing of technical cooperation.

### Scholarship Programmes

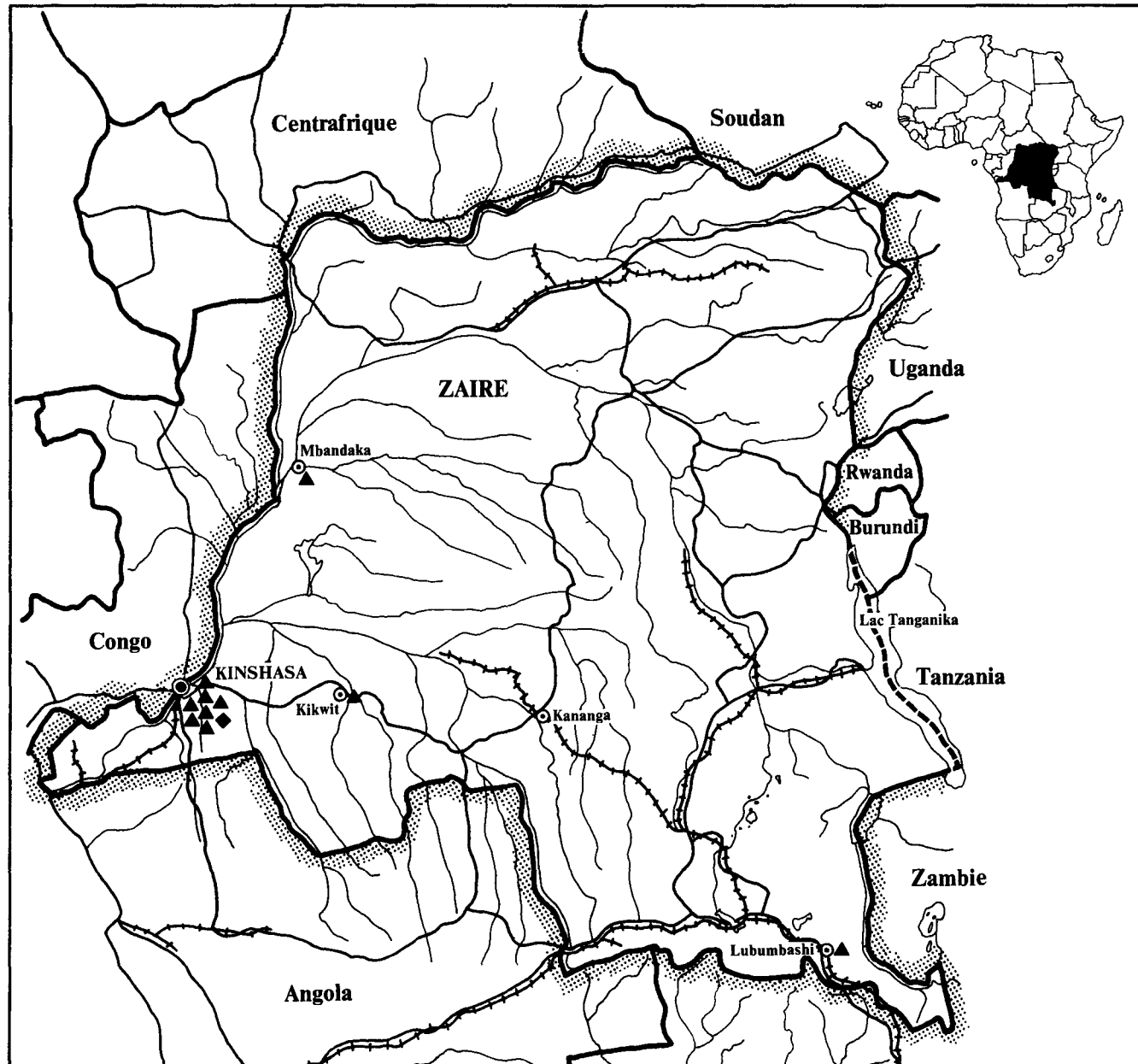
77% of this sum was used for scholarship programmes, under which scholarships were awarded to 1,567 individuals. 78% of these scholarships were for studies mainly in Engineering (33%) and in Agriculture (18%); and 22% of these scholarships were for training, primarily in Economics (64%). 25% of the scholarships were awarded at the secondary level; 75% were awarded at higher education and post-graduate levels. 27% of the scholarship recipients undertook their studies or training in Zaire, 4% in other developing countries or in Israel and 69% in Europe.

### Technical Assistance

23% of this sum was used for technical assistance : for basic and advanced training sessions and one integrated project (recycling of teaching and technical personnel).

**EDF Financial Commitments in the Education-Training Sector**  
 (in '000 ECU)

	EDF I	EDF II	EDF III	EDF IV	Total
<b>Education-Training</b>	<b>3 741</b>	<b>23 372</b>	<b>8 403</b>	<b>23 160</b>	<b>58 677</b>
% relative to total EDF aid	19%	30%	10%	19%	19%
<b>Infrastructure Projects</b>	<b>3 300</b>	<b>14 685</b>	<b>1 576</b>	<b>16 090</b>	<b>35 651</b>
	88%	63%	19%	69%	61%
<b>Technical Cooperation</b>	<b>441</b>	<b>8 687</b>	<b>6 827</b>	<b>7 070</b>	<b>23 026</b>
	12%	37%	81%	31%	39%
Scholars. progr.	441	5 853	5 089	6 300	17 683
Techn. assist.	-	2 834	1 738	770	5 343





## Educational Infrastructure

Educational Facilities Assisted by the EDF :

number and financial commitments by level of education (in '000 ECU)

Level	EDF I		EDF II		EDF III		EDF IV		Total	
	No.	Cost	No.	Cost	No.	Cost	No.	Cost	No.	Cost
Primary										
Classrooms	-	-	-	-	-	-	-	-	-	-
General Secondary										
Schools	-	-	1	3 244	-	-	-	-	1	3 244
Vocational Secondary										
Schools	-	-	-	-	-	-	-	-	-	-
Higher Education										
Institutes	1	3 300	4	11 441	1	1 576	4	16 090	10	32 407
<b>Total Cost</b>		<b>3 300</b>		<b>14 685</b>		<b>1 576</b>		<b>16 090</b>		<b>35 651</b>
<i>% of these commitments in relation to those for infrastructure projects in all sectors</i>		<i>17%</i>	<i>29%</i>	<i>3%</i>	<i>21%</i>	<i>18%</i>				

### Summary of Educational Infrastructure Projects (in '000 ECU)

Project Title	Location	No.	New Facilities Cost	Extensions-Improvements No.	Cost	Admissions Capacity
<b>General Secondary Schools</b>						
<b>EDF II :</b>						
Kinuwanza School Group	Urban	1	3 244	-	-	500
<b>Total</b>		<b>1</b>	<b>3 244</b>	<b>-</b>	<b>-</b>	<b>500</b>
<b>Higher Education Institutes</b>						
<b>EDF I :</b>						
National College of Law and Administration	Urban	1	3 300	-	-	240
<b>EDF II :</b>						
Department of Humanities of Lovanium University	Urban	1	1 836	-	-	*
Teaching Colleges of Thysville, Lubumbashi and Kinshasa	Urban	3	9 605	-	-	1 100
<b>EDF III :</b>						
School of Architecture in Kinshasa	Urban	1	1 576	-	-	350
<b>EDF IV :</b>						
"Institut Supérieur de Techniques Appliquées" (ISTA)	Urban	1	7 590	-	-	816
Kikwit and Mbandaka Teacher Training Institutes	Urban	2	8 000	-	-	900
Zaire Centre for the Training of Permanent Accounting Consultants in Kinshasa	Urban	1	500	-	-	*
<b>Total</b>		<b>10</b>	<b>32 407</b>	<b>-</b>	<b>-</b>	<b>3 406</b>
<b>Total Cost</b>			<b>35 651</b>		<b>-</b>	

\* information not available

## Scholarships

Number of Study (s) and Training (t) Scholarships Financed by the EDF by Discipline

Discipline	EDF I		EDF II		EDF III		EDF IV		Total		% of scholarships by discipline
	s	t	s	t	s	t	s	t	s	t	
General Studies	-	-	1	0	-	-	-	-	1	0	1
Humanities	1	2	4	1	4	1	2	0	11	4	1
Education	2	1	3	4	-	-	-	-	5	5	1
Fine Arts	5	1	5	2	2	3	4	1	16	7	1
Administration	5	20	6	0	2	0	3	1	16	21	1
Social Sciences	25	0	7	3	8	0	4	0	44	3	1
Economics	64	14	91	152	38	15	19	39	212	220	1
Natural Sciences	4	0	90	0	20	2	21	0	135	2	1
Engineering	68	13	192	29	94	11	53	2	407	55	1
Medical Sciences	13	1	17	0	53	4	67	3	150	8	1
Agriculture	16	6	179	5	24	2	7	6	226	19	1
Others	-	-	-	-	-	-	-	-	-	-	-
<b>Total</b>	<b>203</b>	<b>58</b>	<b>595</b>	<b>196</b>	<b>245</b>	<b>38</b>	<b>180</b>	<b>52</b>	<b>1223</b>	<b>334</b>	
<b>General Total</b>	<b>261</b>		<b>791</b>		<b>283</b>		<b>232</b>		<b>1 567</b>		

### Distribution of EDF Scholarships by Level of Education

Level	EDF I		EDF II		EDF III		EDF IV		Total		% of scholarships by level
	s	t	s	t	s	t	s	t	s	t	
Secondary	50%		28%		10%		4%		25%		1
Higher Education	46%		69%		79%		88%		70%		1
Post Graduate	4%		3%		11%		8%		5%		1

### Number and Success Rates of EDF Scholarship Holders by Place of Study (Country of Origin, ACP and EEC)

	Success Rates of Scholarship Holders				Scholarship Holders by Place of Study				% of holders
	Scholarsh. completed	C.O.	ACP	EEC	C.O.	ACP	EEC		
<b>EDF I</b>	261	0%	100%	61%	1	15 1)	245	1	
<b>EDF II</b>	787	5%	72%	49%	428	30 2)	333	1	
<b>EDF III</b>	188	-	100%	24%	-	13 3)	270	1	
<b>EDF IV</b>					-	1	231	1	
<b>Total</b>					<b>429</b>	<b>59</b>	<b>1 079</b>	1	
								C.O. ACP EEC	

1) including 10 who studied in Israel

2) including 9 who studied in Israel

3) including 3 who studied in Israel

# Bahamas

## Basic information

Area : 13,935 km<sup>2</sup>  
 Population (1979) : 220,000  
 GNP/capita (1979) : \$ 2,780

Primary : 31,930 students (1976)  
 Secondary : 30,610 students (1975)

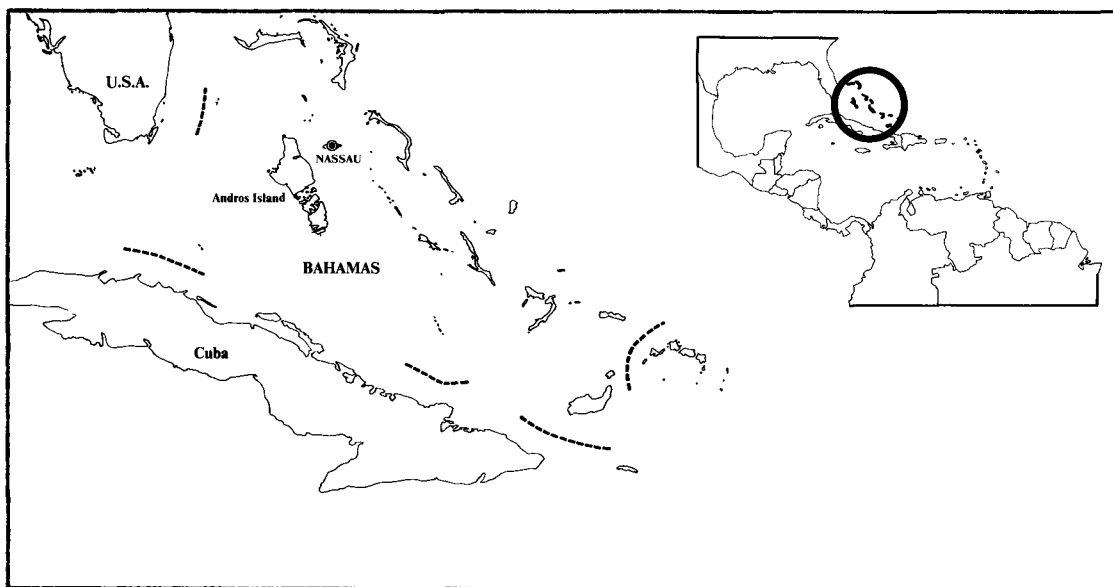
## Education-Training Sector

The Bahamas participated in the 4th EDF, and received for Education-Training 43,000 ECU or +/- 2% of the total EDF aid received by this country.

## Technical Cooperation

### Scholarship Programmes

The total of this aid went towards the financing of scholarship programmes, under which scholarships were awarded to 6 individuals. All of these scholarships were given for training in Economics. 83% were awarded at the higher level. All of the scholarship holders trained in Europe.



## EDF Financial Commitments in the Education-Training Sector ('000 ECU)

	EDF I	EDF II	EDF III	EDF IV	Total
Education-Training				43	43
% relative to total EDF aid				2%	2%
Technical Cooperation					
Scholars. progr.				43	43
Techn. assist.				-	-

# Scholarships

104

## Number of Study (s) and Training (t) Scholarships Financed by the EDF by Discipline

Discipline	EDF I		EDF II		EDF III		EDF IV		Total		% of scholarships by discipline		
	s	t	s	t	s	t	s	t	s	t	0%	50%	100%
General Studies	-	-	-	-	-	-	-	-	-	-			
Humanities	-	-	-	-	-	-	-	-	-	-			
Education	-	-	-	-	-	-	-	-	-	-			
Fine Arts	-	-	-	-	-	-	-	-	-	-			
Administration	-	-	-	-	-	-	-	-	-	-			
Social Sciences	-	-	-	-	-	-	-	-	-	-			
Economics	0	6	0	6									
Natural Sciences	-	-	-	-	-	-	-	-	-	-			
Engineering	-	-	-	-	-	-	-	-	-	-			
Medical Sciences	-	-	-	-	-	-	-	-	-	-			
Agriculture	-	-	-	-	-	-	-	-	-	-			
Others	-	-	-	-	-	-	-	-	-	-			
<b>Total</b>	<b>0</b>	<b>6</b>	<b>0</b>	<b>6</b>									
<b>General Total</b>					<b>6</b>				<b>6</b>				

## Distribution of EDF Scholarships by Level of Education

Level	EDF I	EDF II	EDF III	EDF IV	Total	% of scholarships by level		
						0%	50%	100%
Secondary				17%	17%			
Higher Education				83%	83%			
Post Graduate								

## Number and Success Rates of EDF Scholarship Holders by Place of Study (Country of Origin, ACP and EEC)

	Success Rates of Scholarship Holders			Scholarship Holders by Place of Study				% of holders				
	Scholarsh. completed	C.O.	ACP	EEC	C.O.	ACP	EEC	0	25	50	75	100
EDF I												
EDF II												
EDF III												
EDF IV					-	-	6					
<b>Total</b>					-	-	<b>6</b>					

EEC

# Barbados

## Education-Training Sector

Barbados participated in the 4th EDF, and received for Education-Training 387,000 ECU or +/- 8% of the total EDF aid received by this country.

## Technical Cooperation

### Scholarship Programmes

74% of this aid went towards the financing of scholarship programmes, under which scholarships were awarded to 35 individuals. 60% of these scholarships were given for study and training in Economics. 78% were awarded at the higher and post-graduate levels. 83% of the scholarship holders studied or trained in Europe.

### Technical Assistance

26% of this aid went towards technical assistance for basic and advanced training sessions.

## Basic information

Area : 430 km<sup>2</sup>  
Population (1979) : 250,000  
GNP/capita (1979) : \$ 2,400

Primary : 33,990 students (1976)  
Secondary : 28,680 students (1976)

# Scholarships

## Number of Study (s) and Training (t) Scholarships Financed by the EDF by Discipline

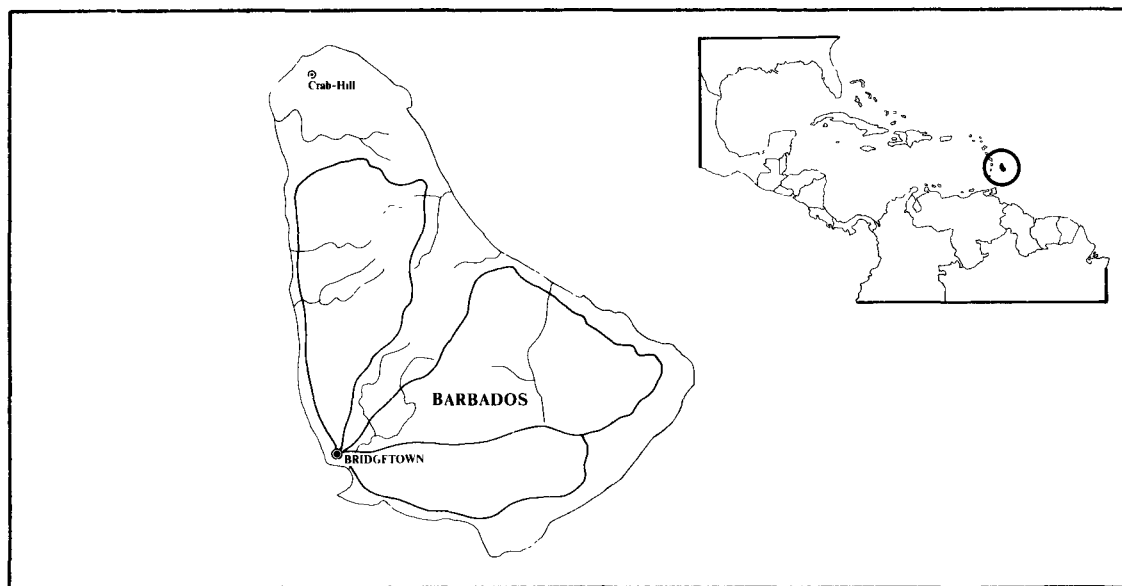
Discipline	EDF I		EDF II		EDF III		EDF IV		Total		% of scholarships by discipline
	s	t	s	t	s	t	s	t	s	t	
General Studies	-	-	-	-	-	-	-	-	-	-	
Humanities	-	-	-	-	-	-	-	-	-	-	
Education	1	1	1	1	1	1	1	1	1	1	■
Fine Arts	-	-	-	-	-	-	-	-	-	-	
Administration	-	-	-	-	-	-	-	-	-	-	
Social Sciences	0	1	0	1	0	1	0	1	0	1	■
Economics	8	13	8	13	8	13	8	13	8	13	■
Natural Sciences	1	0	1	0	1	0	1	0	1	0	■
Engineering	6	1	6	1	6	1	6	1	6	1	■
Medical Sciences	1	0	1	0	1	0	1	0	1	0	■
Agriculture	2	0	2	0	2	0	2	0	2	0	■
Others	-	-	-	-	-	-	-	-	-	-	
<b>Total</b>	<b>19</b>	<b>16</b>	<b>19</b>	<b>16</b>	<b>19</b>	<b>16</b>	<b>19</b>	<b>16</b>	<b>19</b>	<b>16</b>	
<b>General Total</b>					<b>35</b>					<b>35</b>	

## Distribution of EDF Scholarships by Level of Education

Level	EDF I		EDF II		EDF III		EDF IV		Total		% of scholarships by level
	s	t	s	t	s	t	s	t	s	t	
Secondary							22%		22%		■
Higher Education							75%		75%		■
Post Graduate							3%		3%		■

## Number and Success Rates of EDF Scholarship Holders by Place of Study (Country of Origin, ACP and EEC)

Scholarsh. completed	Success Rates of Scholarship Holders			Scholarship Holders by Place of Study			% of holders				
	C.O.	ACP	EEC	C.O.	ACP	EEC					
							0	25	50	75	100
EDF I											
EDF II											
EDF III				-	6	29	■				
EDF IV				-	6	29	■				
<b>Total</b>					<b>6</b>	<b>29</b>	■				



## EDF Financial Commitments in the Education-Training Sector ('000 ECU)

	EDF I	EDF II	EDF III	EDF IV	Total
Education-Training				387	387
% relative to total EDF aid				8%	8%
Technical Cooperation					
Scholars. progr.				287	287
Techn. assist.				100	100

# Botswana

## Education-Training Sector

Botswana participated in the 4th EDF, and received for Education-Training 1,380,000 ECU or +/- 6% of the total EDF aid received by this country.

## Technical Cooperation

### Scholarship Programmes

51% of this aid went towards the financing of scholarship programmes, under which scholarships were awarded to 634 individuals. 76% of these scholarships were given for study and training in Natural Sciences. 93% were awarded at the secondary level. 95% of the scholarship holders studied or trained in Botswana.

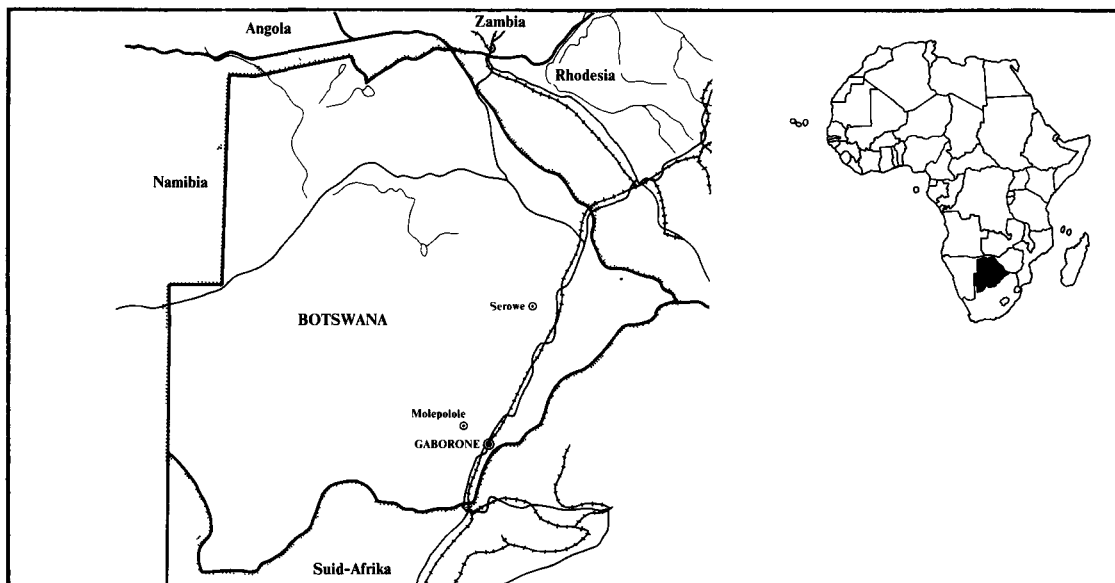
### Technical Assistance

49% of this aid went towards technical assistance for the sending of instructors-trainers.

## Basic information

Area : 600,374 km<sup>2</sup>  
Population (1979) : 790,000  
GNP/capita (1979) : \$ 720

Primary : 126,000 students (1976)  
Secondary : 16,000 students (1976)



## EDF Financial Commitments in the Education-Training Sector ('000 ECU)

	EDF I	EDF II	EDF III	EDF IV	Total
Education-Training				1 380	1 380
% relative to total EDF aid				6%	6%
Technical Cooperation					
Scholars. progr.				710	710
Techn. assist.				670	670

# Scholarships

106

## Number of Study (s) and Training (t) Scholarships Financed by the EDF by Discipline

Discipline	EDF I		EDF II		EDF III		EDF IV		Total		% of scholarships by discipline		
	s	t	s	t	s	t	s	t	s	t	0%	50%	100%
General Studies	-	-	-	-	-	-	-	-	-	-			
Humanities	-	-	-	-	-	-	-	-	-	-			
Education	6	10	6	10									
Fine Arts	-	-	-	-	-	-	-	-	-	-			
Administration	5	26	5	26									
Social Sciences	0	7	0	7									
Economics	2	86	2	86									
Natural Sciences	485	0	485	0									
Engineering	5	0	5	0									
Medical Sciences	2	0	2	0									
Agriculture	-	-	-	-	-	-	-	-	-	-			
Others	-	-	-	-	-	-	-	-	-	-			
<b>Total</b>	<b>505</b>	<b>129</b>	<b>505</b>	<b>129</b>									
<b>General Total</b>													

## Distribution of EDF Scholarships by Level of Education

Level	EDF I		EDF II		EDF III		EDF IV		Total		% of scholarships by level		
	s	t	s	t	s	t	s	t	s	t	0%	50%	100%
Secondary							93%		93%				
Higher Education							6%		6%				
Post Graduate							1%		1%				

## Number and Success Rates of EDF Scholarship Holders by Place of Study (Country of Origin, ACP and EEC)

Scholarsh. completed	Success Rates of Scholarship Holders			Scholarship Holders by Place of Study				% of holders				
	C.O.	ACP	EEC	C.O.	ACP	EEC	0	25	50	75	100	
EDF I												
EDF II												
EDF III												
EDF IV				602	2	30						
<b>Total</b>				<b>602</b>	<b>2</b>	<b>30</b>						

# Cape Verde

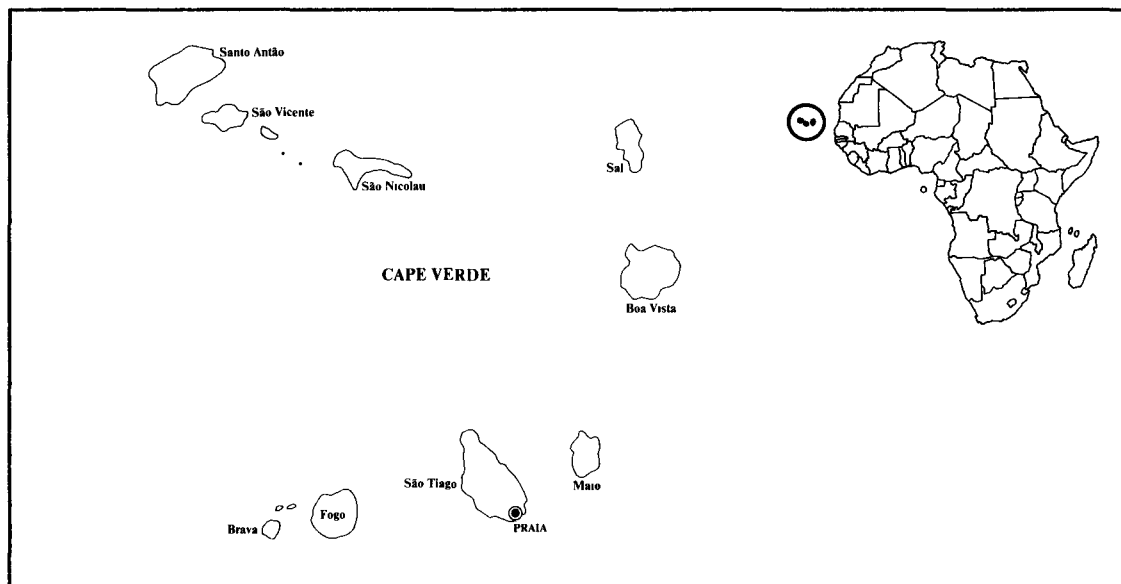
## Education-Training Sector

Cape Verde participated in the 4th EDF, and received for Education-Training 100,000 ECU or +/- 1% of the total EDF aid received by this country.

## Technical Cooperation

### Scholarship Programmes

The total of this aid went towards the financing of scholarship programmes, under which scholarships were awarded to 7 individuals. 87% of these scholarships were given for study and training in Fine Arts, Administration, Engineering and Medicine. 87% were awarded at the secondary level. 57% of the scholarship holders studied or trained in Europe.



## EDF Financial Commitments in the Education-Training Sector ('000 ECU)

	EDF I	EDF II	EDF III	EDF IV	Total
Education-Training				100	100
% relative to total EDF aid				1%	1%
Technical Cooperation					
Scholars. progr.				100	100
Techn. assist.				-	-

## Basic information

Area : 4,033 km<sup>2</sup>  
 Population (1979) : 320,000  
 GNP/capita (1978) : \$ 160

Primary : 66,000 students (1974)  
 Secondary : 3,700 students (1973)

# Scholarships

## Number of Study (s) and Training (t) Scholarships Financed by the EDF by Discipline

Discipline	EDF I		EDF II		EDF III		EDF IV		Total		% of scholarships by discipline		
	s	t	s	t	s	t	s	t	s	t	0%	20%	40%
General Studies	-	-	-	-	-	-	-	-	-	-			
Humanities	-	-	-	-	-	-	-	-	-	-			
Education	-	-	-	-	-	-	-	-	-	-			
Fine Arts	0	2	0	2							██████████		
Administration	1	0	1	0							██████		
Social Sciences	-	-	-	-	-	-	-	-	-	-			
Economics	-	-	-	-	-	-	-	-	-	-			
Natural Sciences	-	-	-	-	-	-	-	-	-	-			
Engineering	2	0	2	0							██████████		
Medical Sciences	2	0	2	0							██████████		
Agriculture	-	-	-	-	-	-	-	-	-	-			
Others	-	-	-	-	-	-	-	-	-	-			
<b>Total</b>	<b>5</b>	<b>2</b>	<b>5</b>	<b>2</b>									
<b>General Total</b>	<b>7</b>		<b>7</b>										

## Distribution of EDF Scholarships by Level of Education

Level	EDF I	EDF II	EDF III	EDF IV	Total	% of scholarships by level		
						0%	50%	100%
Secondary				83%	83%	██████████		
Higher Education				17%	17%	████		
Post Graduate								

## Number and Success Rates of EDF Scholarship Holders by Place of Study (Country of Origin, ACP and EEC)

	Success Rates of Scholarship Holders			Scholarship Holders by Place of Study			% of holders						
	Scholarsh. completed	C.O.	ACP	EEC	C.O.	ACP	EEC	0	25	50	75	100	
EDF I													
EDF II													
EDF III													
EDF IV					-	3 1)	4	██████████					
<b>Total</b>					-	3	4	██████████					
								ACP EEC					

1) all in Magreb countries

# Djibouti

## Education-Training Sector

Djibouti (Territoires des Afars et Issas) participated in the four EDFs, and received for Education-Training 801,000 ECU or +/- 7% of the total EDF aid received by this country.

## Technical Cooperation

### Scholarship Programmes

60% of this aid went towards the financing of scholarship programmes, under which scholarships were awarded to 58 individuals. 62% of these scholarships were given for study in Administration. All were awarded at the secondary level. 76% of the scholarship holders studied in Djibouti.

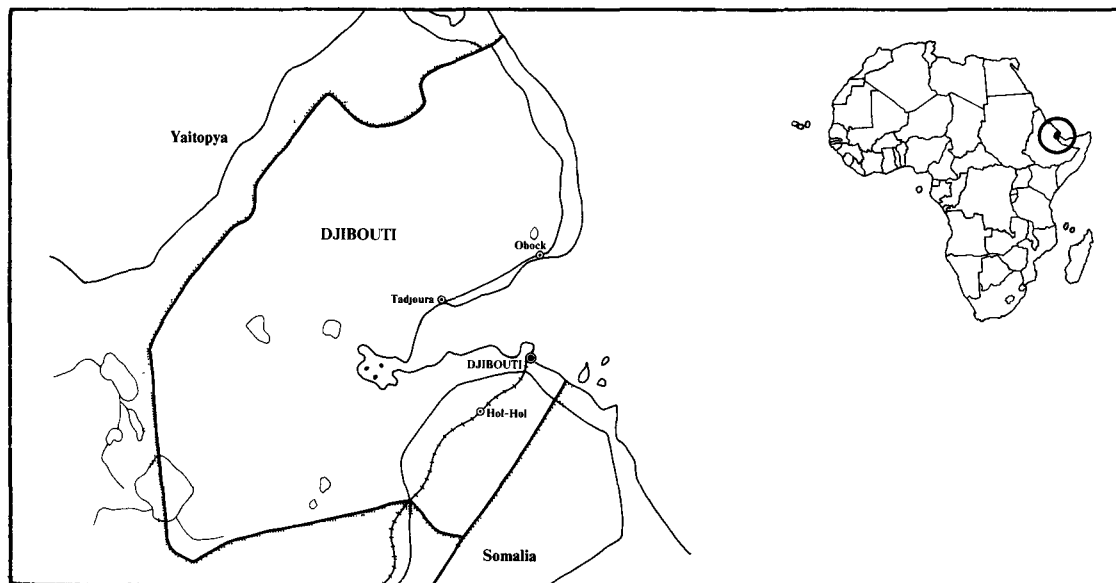
### Technical Assistance

40% of this aid went towards technical assistance for basic and advanced training sessions and the establishment of an internship training programme (programme intérimaire de formation).

## Basic information

Area : 23,000 km<sup>2</sup>  
Population (1979) : 325,000  
GNP/capita (1979) : \$ 420

Primary : 9,800 students (1975)  
Secondary : 2,000 students (1975)



## EDF Financial Commitments in the Education-Training Sector ('000 ECU)

	EDF I	EDF II	EDF III	EDF IV	Total
Education-Training	-	26	-	775	801
% relative to total EDF aid	-	1%	-	12%	7%
Technical Cooperation					
Scholars. progr.	-	26	-	455	481
Techn. assist.	-	-	-	320	320

# Scholarships

108

## Number of Study (s) and Training (t) Scholarships Financed by the EDF by Discipline

Discipline	EDF I		EDF II		EDF III		EDF IV		Total		% of scholarships by discipline
	s	t	s	t	s	t	s	t	s	t	
General Studies	-	-	-	-	-	-	-	-	-	-	
Humanities	-	-	-	-	-	-	-	-	-	-	
Education	-	-	-	-	-	-	-	-	-	-	
Fine Arts	-	-	-	-	-	-	-	-	-	-	
Administration	-	-	-	-	0	36	0	36	0	36	76%
Social Sciences	-	-	-	-	-	-	-	-	-	-	
Economics	-	-	-	-	2	0	2	0	2	0	3%
Natural Sciences	0	1	-	-	-	-	0	1	0	1	2%
Engineering	3	3	-	-	0	12	3	15	3	15	26%
Medical Sciences	-	-	-	-	-	-	-	-	-	-	
Agriculture	1	0	-	-	-	-	1	0	1	0	2%
Others	-	-	-	-	-	-	-	-	-	-	
<b>Total</b>	<b>4</b>	<b>4</b>	<b>-</b>	<b>-</b>	<b>2</b>	<b>48</b>	<b>6</b>	<b>52</b>	<b>6</b>	<b>52</b>	
<b>General Total</b>	<b>8</b>		<b>50</b>		<b>58</b>						

## Distribution of EDF Scholarships by Level of Education

Level	EDF I	EDF II	EDF III	EDF IV	Total	% of scholarships by level
Secondary		100%			100%	100%
Higher Education				100%	100%	100%
Post Graduate						

## Number and Success Rates of EDF Scholarship Holders by Place of Study (Country of Origin, ACP and EEC)

	Success Rates of Scholarship Holders			Scholarship Holders by Place of Study			% of holders
	Scholarsh. completed	C.O.	ACP	EEC	C.O.	ACP	
EDF I							
EDF II	8			88%			8
EDF III							
EDF IV					38	2	10
<b>Total</b>					<b>38</b>	<b>2</b>	<b>18</b>
					C.O.	ACP	EEC

# Dominica

## Basic information

Area : 751 km<sup>2</sup>  
 Population (1979) : 80,000  
 GNP/capita (1979) : \$ 410

Primary : 17,600 students (1976)  
 Secondary : 6,500 students (1976)

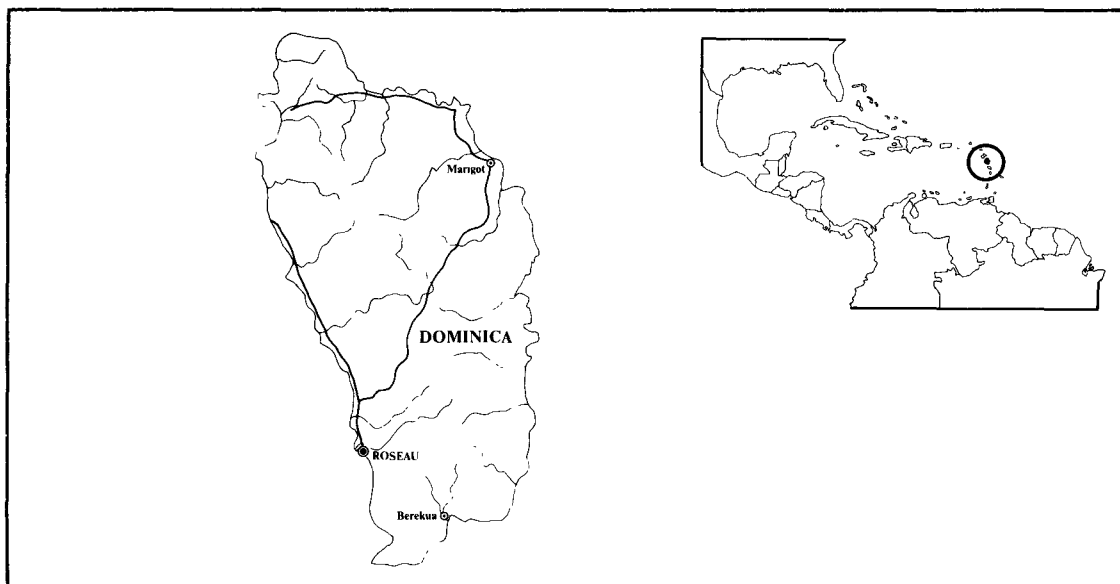
## Education-Training Sector

Dominica participated in the 4th EDF, and received for Education-Training 50,000 ECU or +/- 0,5% of the total EDF aid received by this country.

## Technical Cooperation

### Scholarship Programmes

The total of this aid went towards the financing of scholarship programmes (following Hurricane David), under which scholarships were awarded to 16 individuals. 69% of these scholarships were given for Engineering. All were awarded at the secondary level. All of the scholarship holders studied in other developing countries.



## EDF Financial Commitments in the Education-Training Sector ('000 ECU)

	EDF I	EDF II	EDF III	EDF IV	Total
Education-Training				50	50
% relative to total EDF aid				0,5%	0,5%
Technical Cooperation					
Scholars. progr.				50	50
Techn. assist.				-	-

# Scholarships

## Number of Study (s) and Training (t) Scholarships Financed by the EDF by Discipline

Discipline	EDF I		EDF II		EDF III		EDF IV		Total		% of scholarships by discipline		
	s	t	s	t	s	t	s	t	s	t	0%	35%	70%
General Studies	-	-	-	-	-	-	-	-	-	-			
Humanities	-	-	-	-	-	-	-	-	-	-			
Education	-	-	-	-	-	-	-	-	-	-			
Fine Arts	-	-	-	-	-	-	-	-	-	-			
Administration	-	-	-	-	-	-	-	-	-	-			
Social Sciences	-	-	-	-	-	-	-	-	-	-			
Economics	-	-	-	-	-	-	2	0	2	0			
Natural Sciences	-	-	-	-	-	-	-	-	-	-			
Engineering	-	-	-	-	-	-	11	0	11	0			
Medical Sciences	-	-	-	-	-	-	-	-	-	-			
Agriculture	-	-	-	-	-	-	3	0	3	0			
Others	-	-	-	-	-	-	-	-	-	-			
<b>Total</b>							<b>16</b>	<b>0</b>	<b>16</b>	<b>0</b>			
<b>General Total</b>							<b>16</b>		<b>16</b>				

## Distribution of EDF Scholarships by Level of Education

Level	EDF I	EDF II	EDF III	EDF IV	Total	% of scholarships by level		
						0%	50%	100%
Secondary				100%	100%			
Higher Education								
Post Graduate								

## Number and Success Rates of EDF Scholarship Holders by Place of Study (Country of Origin, ACP and EEC)

Scholarsh. completed	Success Rates of Scholarship Holders			Scholarship Holders by Place of Study				% of holders						
	C.O.	ACP	EEC	C.O.	ACP	EEC	%							
							0	25	50	75	100			
EDF I														
EDF II														
EDF III														
EDF IV				-	16	-								
<b>Total</b>				-	<b>16</b>	-								ACP

# Ethiopia

## Education-Training Sector

Ethiopia participated in the 4th EDF, and received for Education-Training 5,975,000 ECU or +/- 6% of the total EDF aid received by this country.

## Technical Cooperation

### Scholarship Programmes

59% of this aid went towards the financing of scholarship programmes, under which scholarships were awarded to 8,217 individuals. 40% of these scholarships were given for study and training in Education and 20% in Economics. 98% were awarded at the secondary level. 98% of the scholarship holders studied or trained in Ethiopia.

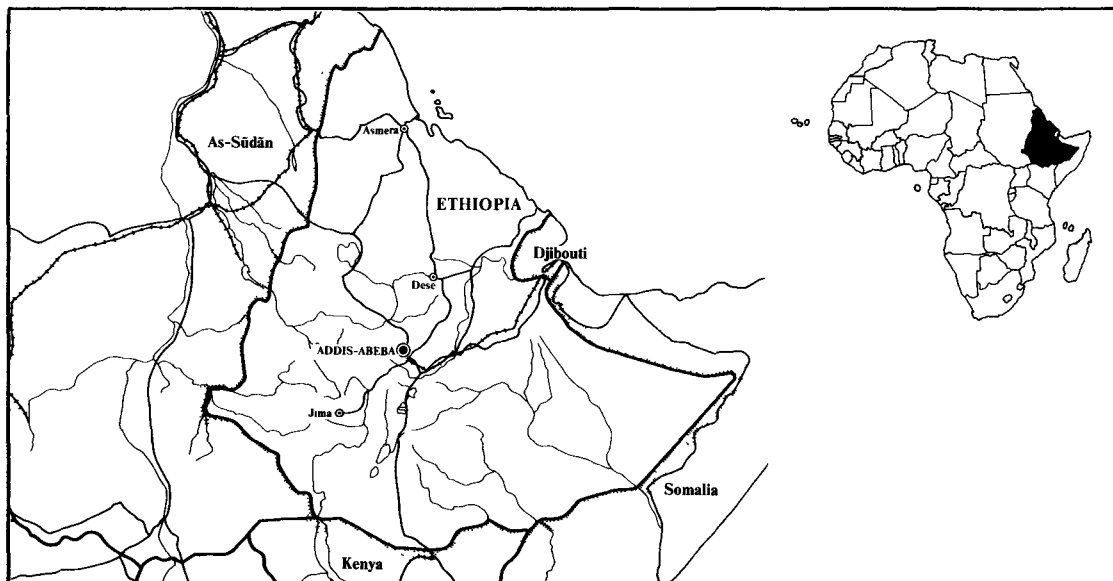
### Technical Assistance

41% of this aid went towards technical assistance for basic and advanced training sessions, the sending of instructors-trainers and a "practical education" programme.

## Basic information

Area : 1,221,900 km<sup>2</sup>  
Population (1979) : 30,420,000  
GNP/capita (1978) : \$ 130

Primary : 959,000 students (1974)  
Secondary : 191,000 students (1973)



## EDF Financial Commitments in the Education-Training Sector ('000 ECU)

	EDF I	EDF II	EDF III	EDF IV	Total
Education-Training				5 975	5 975
% relative to total EDF aid				6%	6%
Technical Cooperation					
Scholars. progr.				3 505	3 505
Techn. assist.				2 470	2 470

# Scholarships

110

## Number of Study (s) and Training (t) Scholarships Financed by the EDF by Discipline

Discipline	EDF I		EDF II		EDF III		EDF IV		Total		% of scholarships by discipline		
	s	t	s	t	s	t	s	t	s	t	0%	20%	40%
General Studies	-	-	-	-	-	-	-	-	-	-			
Humanities	2	1	2	1									
Education	1	3277	1	3277									
Fine Arts	-	-	-	-									
Administration	1	160	1	160									
Social Sciences	1	646	1	646									
Economics	11	1598	11	1598									
Natural Sciences	13	1	13	1									
Engineering	264	1053	264	1053									
Medical Sciences	19	0	19	0									
Agriculture	55	1114	55	1114									
Others	-	-	-	-									
<b>Total</b>	<b>367</b>	<b>7850</b>	<b>367</b>	<b>7850</b>									
<b>General Total</b>	<b>8 217</b>	<b>8 217</b>											

## Distribution of EDF Scholarships by Level of Education

Level	EDF I		EDF II		EDF III		EDF IV		Total		% of scholarships by level		
	s	t	s	t	s	t	s	t	s	t	0%	50%	100%
Secondary							98%	98%					
Higher Education							2%	2%					
Post Graduate							-	-					

## Number and Success Rates of EDF Scholarship Holders by Place of Study (Country of Origin, ACP and EEC)

	Success Rates of Scholarship Holders			Scholarship Holders by Place of Study			% of holders					
	Scholarsh. completed	C.O.	ACP	EEC	C.O.	ACP	EEC	0	25	50	75	100
EDF I												
EDF II												
EDF III												
EDF IV					8 085	34	98					
<b>Total</b>					<b>8 085</b>	<b>34</b>	<b>98</b>					



# Fiji

## Education-Training Sector

Fiji participated in the 4th EDF, and received for Education-Training 200,000 ECU or +/- 1% of the total EDF aid received by this country.

## Technical Cooperation

### Scholarship Programmes

The total of this aid went towards the financing of scholarship programmes, under which scholarships were awarded to 38 individuals. 76% of these scholarships were given for General Studies. 85% were awarded at the secondary level. 66% of the scholarship holders studied or trained in Fiji.

## Basic information

Area : 18,272 km<sup>2</sup>  
Population (1979) : 610,000  
GNP/capita (1979) : \$ 1,690

Primary : 135,000 students (1975)  
Secondary : 30,500 students (1975)

# Scholarships

## Number of Study (s) and Training (t) Scholarships Financed by the EDF by Discipline

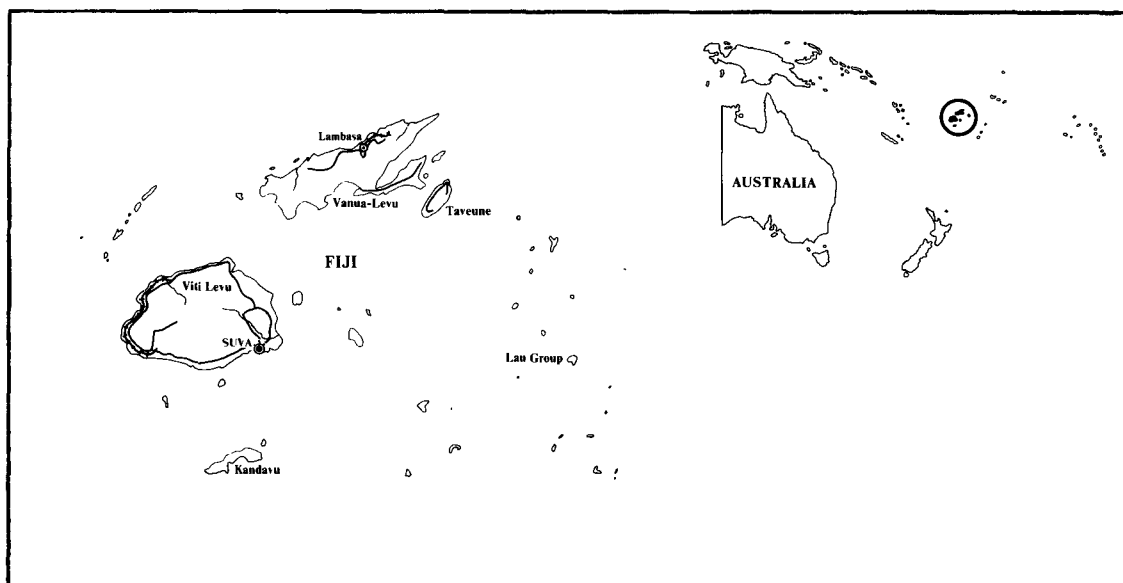
Discipline	EDF I		EDF II		EDF III		EDF IV		Total		% of scholarships by discipline		
	s	t	s	t	s	t	s	t	s	t	0%	50%	100%
General Studies							29	0	29	0	████████████████████		
Humanities	-	-	-	-	-	-	-	-	-	-	████████████████████		
Education	-	-	-	-	-	-	-	-	-	-	████████████████████		
Fine Arts							1	0	1	0	█		
Administration							1	1	1	1	█		
Social Sciences	-	-	-	-	-	-	-	-	-	-	████████████████████		
Economics							0	6	0	6	████		
Natural Sciences	-	-	-	-	-	-	-	-	-	-	████████████████████		
Engineering	-	-	-	-	-	-	-	-	-	-	████████████████████		
Medical Sciences	-	-	-	-	-	-	-	-	-	-	████████████████████		
Agriculture	-	-	-	-	-	-	-	-	-	-	████████████████████		
Others	-	-	-	-	-	-	-	-	-	-	████████████████████		
<b>Total</b>							<b>31</b>	<b>7</b>	<b>31</b>	<b>7</b>			
<b>General Total</b>									<b>38</b>	<b>38</b>			

## Distribution of EDF Scholarships by Level of Education

Level	EDF I		EDF II		EDF III		EDF IV		Total		% of scholarships by level		
	s	t	s	t	s	t	s	t	s	t	0%	50%	100%
Secondary											85%	85%	████████████████████
Higher Education											15%	15%	██
Post Graduate													

## Number and Success Rates of EDF Scholarship Holders by Place of Study (Country of Origin, ACP and EEC)

Scholarsh. completed	Success Rates of Scholarship Holders			Scholarship Holders by Place of Study				% of holders							
	C.O.	ACP	EEC	C.O.	ACP	EEC	%								
							0	25	50	75	100				
EDF I															
EDF II															
EDF III															
EDF IV							25	-	13	████████████████████					
<b>Total</b>							<b>25</b>	<b>-</b>	<b>13</b>	████████████████████					
							C O								EEC



## EDF Financial Commitments in the Education-Training Sector ('000 ECU)

	EDF I	EDF II	EDF III	EDF IV	Total
Education-Training				200	200
% relative to total EDF aid				1%	1%
Technical Cooperation					
Scholars. progr.				200	200
Techn. assist.				-	-

# Ghana

## Education-Training Sector

Ghana participated in the 4th EDF, and received for Education-Training 2,250,000 ECU or +/- 4% of the total EDF aid received by this country.

## Technical Cooperation

### Scholarship Programmes

95% of this aid went towards the financing of scholarship programmes, under which scholarships were awarded to 197 individuals. 31% of these scholarships were given for study and training in Economics and 24% in Engineering. 60% were awarded at the higher and post-graduate levels. 92% of the scholarship holders studied or trained in Europe.

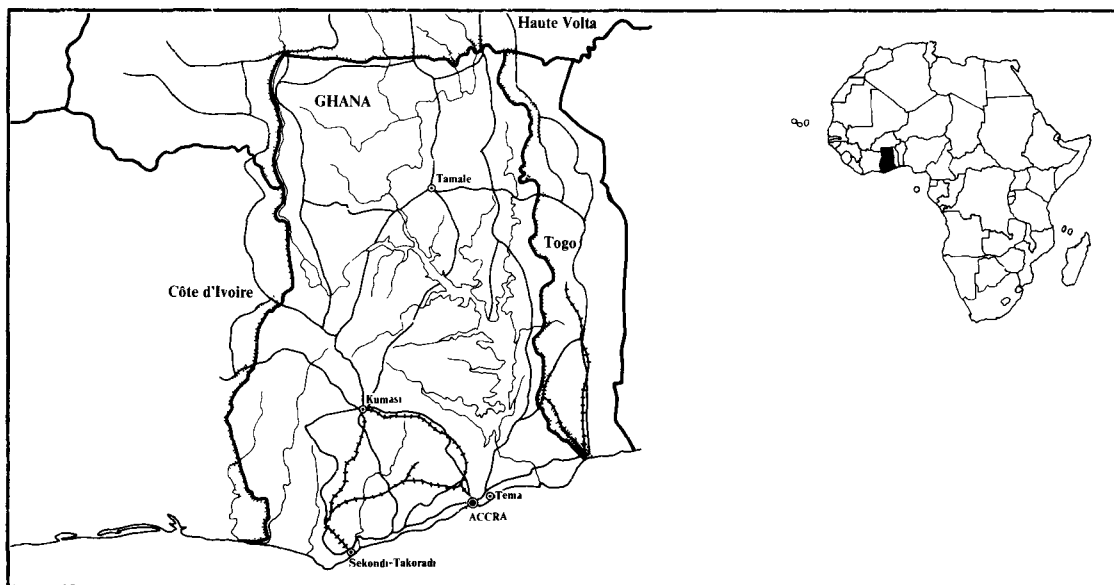
### Technical Assistance

5% of this aid went towards technical assistance for basic and advanced training sessions.

## Basic information

Area : 239,537 km<sup>2</sup>  
Population (1979) : 11,320,000  
GNP/capita (1979) : \$ 400

Primary : 1,213,000 students (1976)  
Secondary : 577,000 students (1976)



## EDF Financial Commitments in the Education-Training Sector ('000 ECU)

	EDF I	EDF II	EDF III	EDF IV	Total
Education-Training				2 250	2 250
% relative to total EDF aid				4%	4%
Technical Cooperation					
Scholars. progr.				2 150	2 150
Techn. assist.				100	100

# Scholarships

112

## Number of Study (s) and Training (t) Scholarships Financed by the EDF by Discipline

Discipline	EDF I		EDF II		EDF III		EDF IV		Total		% of scholarships by discipline		
	s	t	s	t	s	t	s	t	s	t	0%	20%	40%
General Studies	-	-	-	-	-	-	-	-	-	-			
Humanities	-	-	-	-	-	-	-	-	-	-			
Education	2	25	2	25									
Fine Arts	1	0	1	0									
Administration	6	2	6	2									
Social Sciences	1	0	1	0									
Economics	33	28	33	28									
Natural Sciences	9	0	9	0									
Engineering	25	23	25	23									
Medical Sciences	17	0	17	0									
Agriculture	22	3	22	3									
Others	-	-	-	-									
<b>Total</b>	<b>116</b>	<b>81</b>	<b>116</b>	<b>81</b>									
<b>General Total</b>									<b>197</b>	<b>197</b>			

## Distribution of EDF Scholarships by Level of Education

Level	EDF I		EDF II		EDF III		EDF IV		Total		% of scholarships by level		
	s	t	s	t	s	t	s	t	s	t	0%	50%	100%
Secondary							40%	40%					
Higher Education							45%	45%					
Post Graduate							15%	15%					

## Number and Success Rates of EDF Scholarship Holders by Place of Study (Country of Origin, ACP and EEC)

Scholarsh. completed	Success Rates of Scholarship Holders			Scholarship Holders by Place of Study			% of holders					
	C.O.	ACP	EEC	C.O.	ACP	EEC	0	25	50	75	100	
EDF I												
EDF II												
EDF III												
EDF IV				-	16	181						
<b>Total</b>				-	<b>16</b>	<b>181</b>						

# Guyana

## Education-Training Sector

Guyana participated in the 4th EDF, and received for Education-Training 635,000 ECU or +/- 4% of the total EDF aid received by this country.

## Technical Cooperation

### Scholarship Programmes

70% of this aid went towards the financing of scholarship programmes, under which scholarships were awarded to 35 individuals. 37% of these scholarships were given for study and training in Engineering and 26% in Economics. 62% were awarded at the higher level. 89% of the scholarship holders studied or trained in Europe.

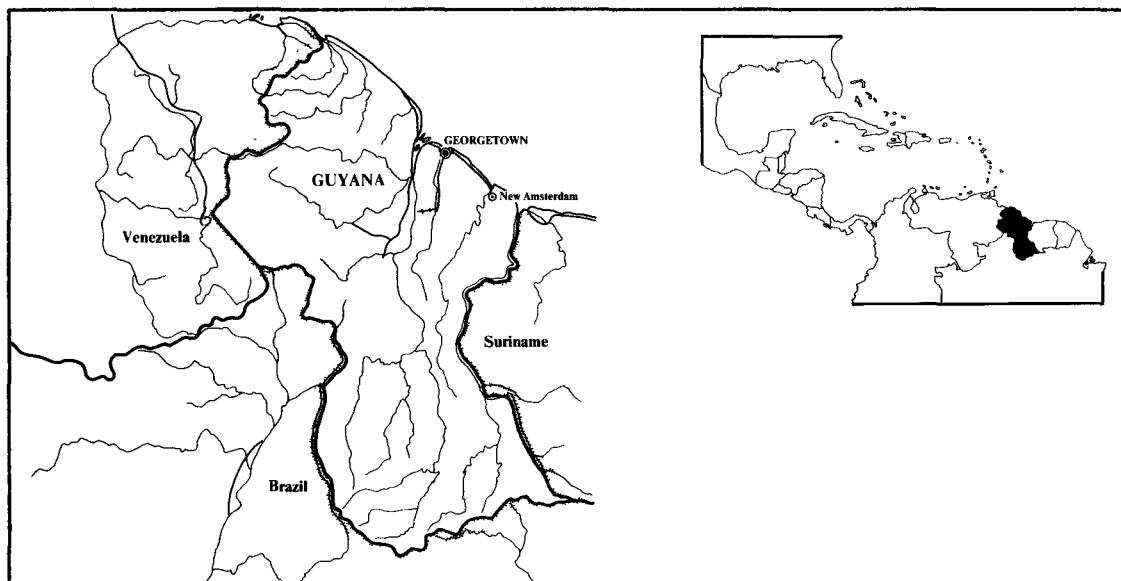
### Technical Assistance

30% of this aid went towards technical assistance for the sending of instructors-trainers.

## Basic information

Area : 214,969 km<sup>2</sup>  
Population (1979) : 860,000  
GNP/capita (1979) : \$ 570

Primary : 140,000 students (1976)  
Secondary : 73,300 students (1976)



## EDF Financial Commitments in the Education-Training Sector ('000 ECU)

	EDF I	EDF II	EDF III	EDF IV	Total
Education-Training				635	635
% relative to total EDF aid				4%	4%
Technical Cooperation					
Scholars. progr.				450	450
Techn. assist.				185	185

# Scholarships

## Number of Study (s) and Training (t) Scholarships Financed by the EDF by Discipline

Discipline	EDF I		EDF II		EDF III		EDF IV		Total		% of scholarships by discipline		
	s	t	s	t	s	t	s	t	s	t	0%	20%	40%
General Studies	-	-	-	-	-	-	-	-	-	-			
Humanities	-	-	-	-	-	-	-	-	-	-			
Education	4	0	4	0	4	0	4	0	4	0	█		
Fine Arts	0	2	0	2	0	2	0	2	0	2	█		
Administration	-	-	-	-	-	-	-	-	-	-			
Social Sciences	-	-	-	-	-	-	-	-	-	-			
Economics	5	4	5	4	5	4	5	4	5	4	█		
Natural Sciences	1	0	1	0	1	0	1	0	1	0	█		
Engineering	12	1	12	1	12	1	12	1	12	1	█		
Medical Sciences	3	0	3	0	3	0	3	0	3	0	█		
Agriculture	3	0	3	0	3	0	3	0	3	0	█		
Others	-	-	-	-	-	-	-	-	-	-			
<b>Total</b>	<b>28</b>	<b>7</b>	<b>28</b>	<b>7</b>	<b>28</b>	<b>7</b>	<b>28</b>	<b>7</b>	<b>28</b>	<b>7</b>			
<b>General Total</b>											<b>35</b>	<b>35</b>	

## Distribution of EDF Scholarships by Level of Education

Level	EDF I		EDF II		EDF III		EDF IV		Total		% of scholarships by level		
	s	t	s	t	s	t	s	t	s	t	0%	50%	100%
Secondary							38%		38%	38%	█		
Higher Education							62%		62%	62%	█		
Post Graduate													

## Number and Success Rates of EDF Scholarship Holders by Place of Study (Country of Origin, ACP and EEC)

Scholarsh. completed	Success Rates of Scholarship Holders			Scholarship Holders by Place of Study			% of holders					
	C.O.	ACP	EEC	C.O.	ACP	EEC	0	25	50	75	100	
EDF I												
EDF II												
EDF III												
EDF IV				-	4	31	█					
<b>Total</b>				-	4	31	█					

# Kenya

## Education-Training Sector

Kenya participated in the 4th EDF, and received for Education-Training 2,300,000 ECU or +/- 3% of the total EDF aid received by this country.

## Technical Cooperation

### Scholarship Programmes

84% of this aid went towards the financing of scholarship programmes, under which scholarships were awarded to 363 individuals. 55% of these scholarships were given for study and training in Economics and 18% in Engineering. 81% were awarded at the secondary level. 87% of the scholarship holders studied or trained in Kenya.

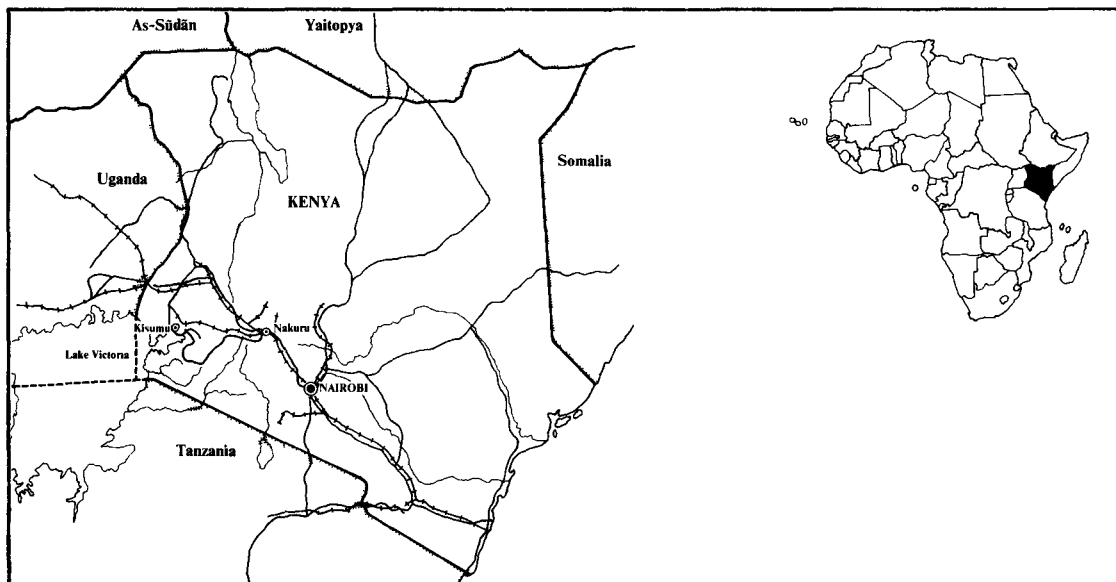
### Technical Assistance

16% of this aid went towards technical assistance for the sending of instructors-trainers and basic and advanced training sessions.

## Basic information

Area : 582,644 km<sup>2</sup>  
Population (1979) : 15,320,000  
GNP/capita (1979) : \$ 380

Primary : 2,895,000 students (1976)  
Secondary : 289,000 students (1976)



## EDF Financial Commitments in the Education-Training Sector ('000 ECU)

	EDF I	EDF II	EDF III	EDF IV	Total
Education-Training				2 300	2 300
% relative to total EDF aid				3%	3%
Technical Cooperation					
Scholars. progr.				1 941	1 941
Techn. assist.				359	359

# Scholarships

114

## Number of Study (s) and Training (t) Scholarships Financed by the EDF by Discipline

Discipline	EDF I		EDF II		EDF III		EDF IV		Total		% of scholarships by discipline		
	s	t	s	t	s	t	s	t	s	t	0%	35%	70%
General Studies							7	0	7	0	█		
Humanities							-	-	-	-	█		
Education							2	1	2	1	█		
Fine Arts							4	2	4	2	█		
Administration							7	1	7	1	█		
Social Sciences							1	1	1	1	█		
Economics							187	14	187	14	████████████████████		
Natural Sciences							-	-	-	-	█		
Engineering							57	7	57	7	██████████		
Medical Sciences							13	0	13	0	█		
Agriculture							59	0	59	0	██████████		
Others							-	-	-	-	█		
<b>Total</b>							<b>337</b>	<b>26</b>	<b>337</b>	<b>26</b>			
<b>General Total</b>							<b>363</b>		<b>363</b>				

## Distribution of EDF Scholarships by Level of Education

Level	EDF I		EDF II		EDF III		EDF IV		Total		% of scholarships by level		
	s	t	s	t	s	t	s	t	s	t	0%	50%	100%
Secondary									81%	81%	████████████████████		
Higher Education									19%	19%	██████████		
Post Graduate											█		

## Number and Success Rates of EDF Scholarship Holders by Place of Study (Country of Origin, ACP and EEC)

	Success Rates of Scholarship Holders			Scholarship Holders by Place of Study				% of holders				
	Scholarsh. completed	C.O.	ACP	EEC	C.O.	ACP	EEC	0	25	50	75	100
EDF I												
EDF II												
EDF III												
EDF IV					316	21)	45	████████████████████				
<b>Total</b>					<b>316</b>	<b>2</b>	<b>45</b>	████████████████████				
					C.O.			ACP EEC				

1) all in Magreb countries

# Lesotho

## Education-Training Sector

Lesotho participated in the 4th EDF, and received for Education-Training 3,531,000 ECU or +/- 18% of the total EDF aid received by this country.

## Technical Cooperation

### Scholarship Programmes

46% of this aid went towards the financing of scholarship programmes, under which scholarships were awarded to 141 individuals. 35% of these scholarships were given for study and training in Economics and 29% in Engineering. 58% were awarded at the higher and post-graduate levels. 67% of the scholarship holders studied or trained in Europe.

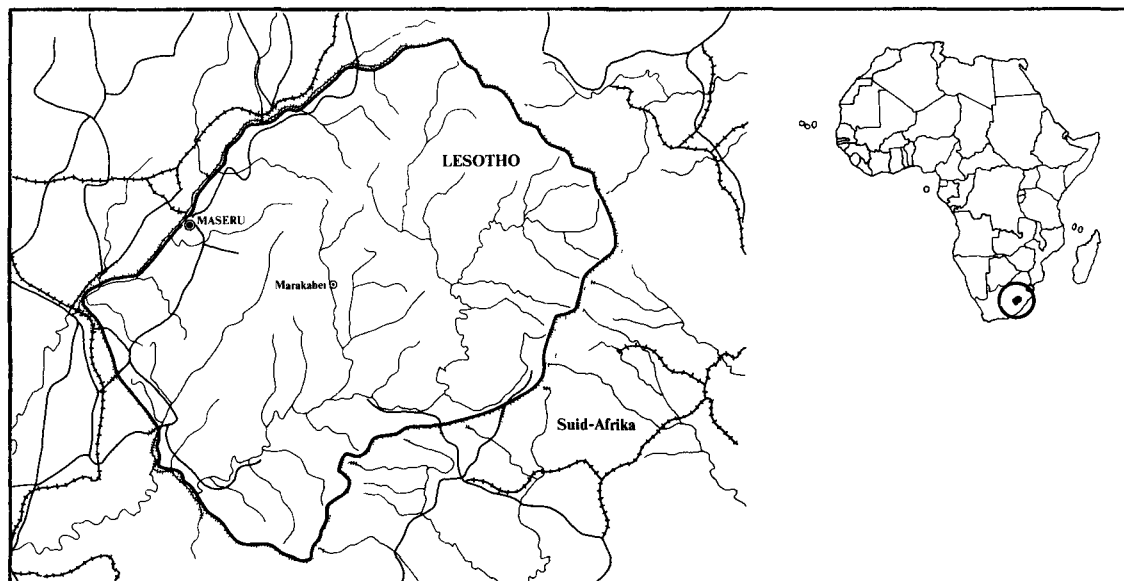
### Technical Assistance

54% of this aid went towards technical assistance for the sending of instructors-trainers and basic and advanced training sessions.

## Basic information

Area : 30,355 km<sup>2</sup>  
Population (1979) : 1,310,000  
GNP/capita (1979) : \$ 340

Primary : 220,000 students (1976)  
Secondary : 17,900 students (1976)



## EDF Financial Commitments in the Education-Training Sector ('000 ECU)

	EDF I	EDF II	EDF III	EDF IV	Total
Education-Training				3 531	3 531
% relative to total EDF aid				18%	18%
Technical Cooperation					
Scholars. progr.				1 625	1 625
Techn. assist.				1 906	1 906

# Scholarships

## Number of Study (s) and Training (t) Scholarships Financed by the EDF by Discipline

Discipline	EDF I		EDF II		EDF III		EDF IV		Total		% of scholarships by discipline
	s	t	s	t	s	t	s	t	s	t	
General Studies							3	0	3	0	■
Humanities							1	0	1	0	■
Education							7	6	7	6	■
Fine Arts							8	0	8	0	■
Administration							1	2	1	2	■
Social Sciences							4	1	4	1	■
Economics							19	31	19	31	■
Natural Sciences							3	3	3	3	■
Engineering							21	20	21	20	■
Medical Sciences							4	1	4	1	■
Agriculture							6	0	6	0	■
Others							-	-	-	-	
<b>Total</b>							<b>77</b>	<b>64</b>	<b>77</b>	<b>64</b>	
<b>General Total</b>							<b>141</b>		<b>141</b>		

## Distribution of EDF Scholarships by Level of Education

Level	EDF I	EDF II	EDF III	EDF IV	Total	% of scholarships by level	
						0%	100%
Secondary				42%	42%	■	
Higher Education				52%	52%	■	
Post Graduate				6%	6%	■	

## Number and Success Rates of EDF Scholarship Holders by Place of Study (Country of Origin, ACP and EEC)

Scholarsh. completed	Success Rates of Scholarship Holders			Scholarship Holders by Place of Study			% of holders							
	C.O.	ACP	EEC	C.O.	ACP	EEC								
							0	25	50	75	100			
EDF I														
EDF II														
EDF III														
EDF IV				10	37	94	■	■	■	■	■	■	■	■
<b>Total</b>				<b>10</b>	<b>37</b>	<b>94</b>	■	■	■	■	■	■	■	■

# Nigeria

## Education-Training Sector

Nigeria participated in the 4th EDF, and received for Education-Training 4,462,000 ECU or +/- 19% of the total EDF aid received by this country.

## Technical Cooperation

### Scholarship Programmes

50% of this aid went towards the financing of scholarship programmes, under which scholarships were awarded to 161 individuals. 45% of these scholarships were given for study and training in Economics and 35% in Engineering. 94% were awarded at the higher and post-graduate levels. 98% of the scholarship holders studied or trained in Europe.

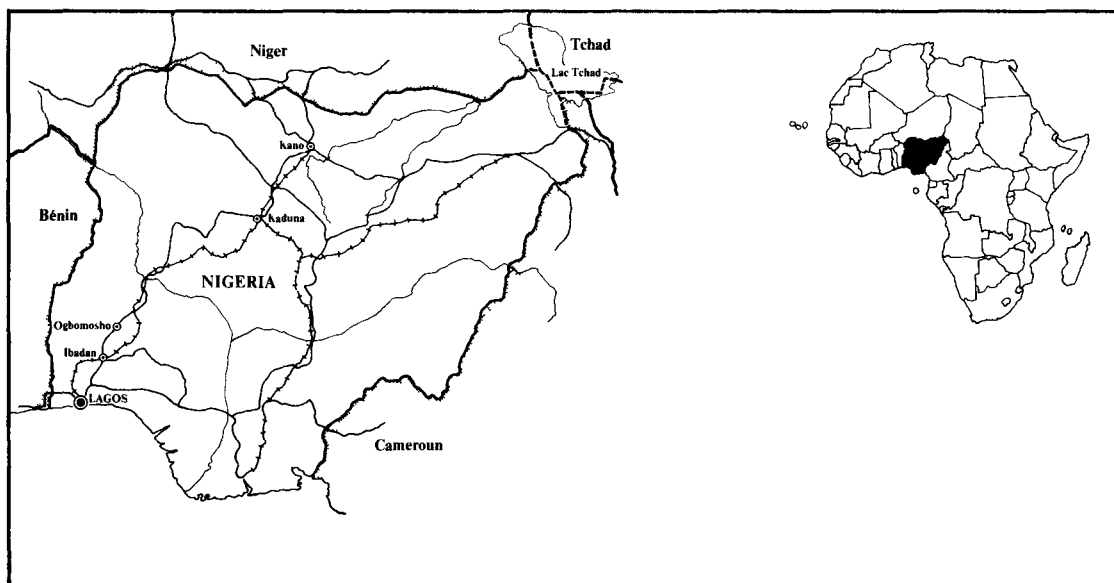
### Technical Assistance

50% of this aid went towards technical assistance for basic and advanced training sessions and inter-university relations.

## Basic information

Area : 923,768 km<sup>2</sup>  
Population (1979) : 74,600,000  
GNP/capita (1979) : \$ 670

Primary : 4,369,000 students (1974)  
Secondary : 545,000 students (1974)



## EDF Financial Commitments in the Education-Training Sector ('000 ECU)

	EDF I	EDF II	EDF III	EDF IV	Total
Education-Training				4 462	4 462
% relative to total EDF aid				19%	19%
Technical Cooperation					
Scholars. progr.				2 247	2 247
Techn. assist.				2 215	2 215

# Scholarships

116

## Number of Study (s) and Training (t) Scholarships Financed by the EDF by Discipline

Discipline	EDF I		EDF II		EDF III		EDF IV		Total		% of scholarships by discipline		
	s	t	s	t	s	t	s	t	s	t	0%	35%	70%
General Studies	-	-	-	-	-	-	-	-	-	-			
Humanities	1	0	1	0					1	0			
Education	3	0	3	0					3	0			
Fine Arts	-	-	-	-					-	-			
Administration	1	1	1	1					1	1			
Social Sciences	-	-	-	-					-	-			
Economics	8	64	8	64					8	64			
Natural Sciences	7	1	7	1					7	1			
Engineering	53	4	53	4					53	4			
Medical Sciences	-	-	-	-					-	-			
Agriculture	12	6	12	6					12	6			
Others	-	-	-	-					-	-			
<b>Total</b>	<b>85</b>	<b>76</b>	<b>85</b>	<b>76</b>					<b>85</b>	<b>76</b>			
<b>General Total</b>									<b>161</b>	<b>161</b>			

## Distribution of EDF Scholarships by Level of Education

Level	EDF I		EDF II		EDF III		EDF IV		Total		% of scholarships by level		
	s	t	s	t	s	t	s	t	s	t	0%	50%	100%
Secondary							6%	6%	6%	6%			
Higher Education							88%	88%	88%	88%			
Post Graduate							6%	6%	6%	6%			

## Number and Success Rates of EDF Scholarship Holders by Place of Study (Country of Origin, ACP and EEC)

Scholarsh. completed	Success Rates of Scholarship Holders			Scholarship Holders by Place of Study			% of holders					
	C.O.	ACP	EEC	C.O.	ACP	EEC	0	25	50	75	100	
EDF I												
EDF II												
EDF III												
EDF IV				-	4	157						
<b>Total</b>				-	4	157						

# Papua New Guinea

## Education-Training Sector

Papua New Guinea participated in the 4th EDF, and received for Education-Training 1,430,000 ECU or +/- 20% of the total EDF aid received by this country.

## Technical Cooperation

### Scholarship Programmes

51% of this aid went towards the financing of scholarship programmes, under which scholarships were awarded to 84 individuals. 35% of these scholarships were given for study and training in Economics and 17% in Education. 53% were awarded at the higher level. 72% of the scholarship holders studied or trained in Europe.

### Technical Assistance

49% of this aid went towards technical assistance for the sending of instructors-trainers.

## Basic information

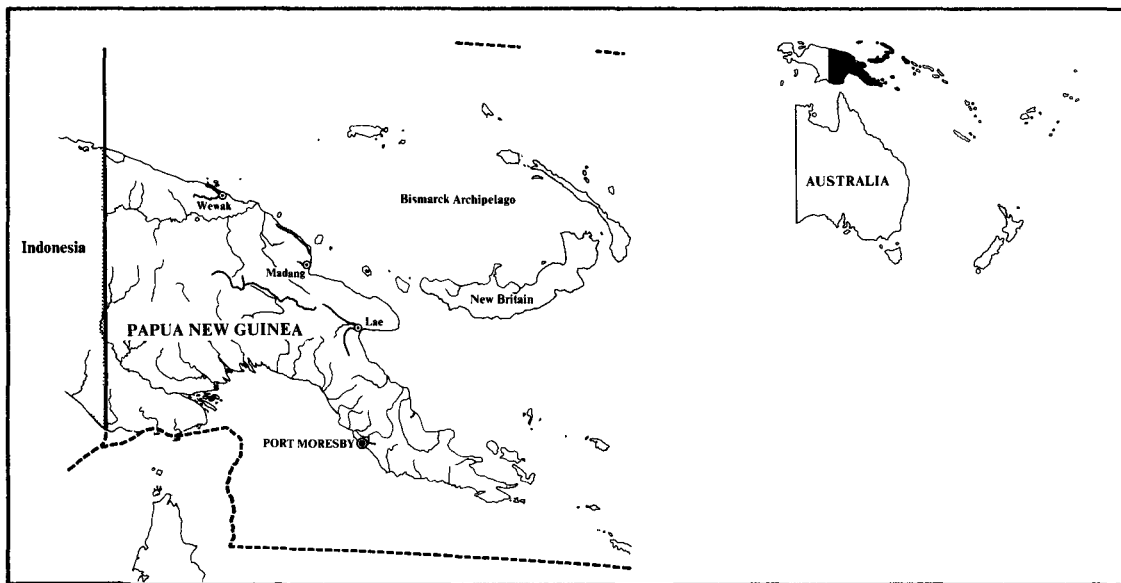
Area : 461,691 km<sup>2</sup>

Population (1979) : 3,080,000

GNP/capita (1979) : \$ 650

Primary : 253,000 students (1977)

Secondary : 43,000 students (1976)



## EDF Financial Commitments in the Education-Training Sector ('000 ECU)

	EDF I	EDF II	EDF III	EDF IV	Total
Education-Training				1 430	1 430
% relative to total EDF aid				20%	20%
Technical Cooperation					
Scholars. progr.				730	730
Techn. assist.				700	700

# Scholarships

## Number of Study (s) and Training (t) Scholarships Financed by the EDF by Discipline

Discipline	EDF I		EDF II		EDF III		EDF IV		Total		% of scholarships by discipline		
	s	t	s	t	s	t	s	t	s	t	0%	20%	40%
General Studies	-	-	-	-	-	-	-	-	-	-			
Humanities	-	-	-	-	-	-	-	-	-	-			
Education	3	9	3	9							██████████		
Fine Arts	-	-	-	-	-	-	-	-	-	-			
Administration	2	11	2	11							██████████		
Social Sciences	4	4	4	4							██████		
Economics	6	29	6	29							████████████████████		
Natural Sciences	-	-	-	-	-	-	-	-	-	-			
Engineering	1	4	1	4							████		
Medical Sciences	0	1	0	1									
Agriculture	7	3	7	3							██████████		
Others	-	-	-	-	-	-	-	-	-	-			
<b>Total</b>	<b>23</b>	<b>61</b>	<b>23</b>	<b>61</b>									
<b>General Total</b>							<b>84</b>	<b>84</b>					

## Distribution of EDF Scholarships by Level of Education

Level	EDF I		EDF II		EDF III		EDF IV		Total		% of scholarships by level		
	s	t	s	t	s	t	s	t	s	t	0%	50%	100%
Secondary							47%	47%	47%	47%	██████████		
Higher Education							53%	53%	53%	53%	██████████		
Post Graduate													

## Number and Success Rates of EDF Scholarship Holders by Place of Study (Country of Origin, ACP and EEC)

Scholarsh. completed	Success Rates of Scholarship Holders			Scholarship Holders by Place of Study			% of holders					
	C.O.	ACP	EEC	C.O.	ACP	EEC	0	25	50	75	100	
EDF I												
EDF II												
EDF III												
EDF IV				12	12	60	████████████████████					
<b>Total</b>				12	12	60	████████████████████					
							C.O ACP EEC					

# St. Pierre and Miquelon

## Basic information

Area : 242 km<sup>2</sup>  
 Population (1979) : 6,000  
 GNP/capita (1978) : \$ -

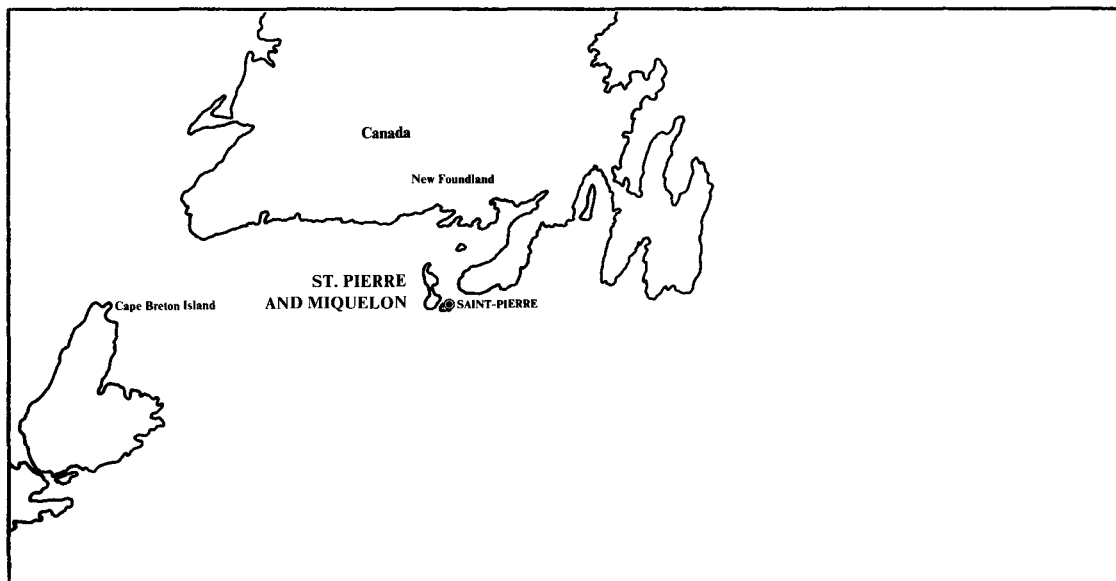
## Education-Training Sector

St. Pierre and Miquelon participated in the four EDFs, and received for Education-Training 51,000 ECU or +/- 0.7% of the total EDF aid received by this country.

## Technical Cooperation

### Scholarship Programmes

The total of this aid went towards the financing of scholarship programmes, under which scholarships were awarded to 21 individuals. 67% of these scholarships were given for study and training in Engineering. 62% were awarded at the secondary level. All of the scholarship holders studied or trained in Europe.



## EDF Financial Commitments in the Education-Training Sector ('000 ECU)

	EDF I	EDF II	EDF III	EDF IV	Total
Education-Training	*	51	**	-	51
% relative to total EDF aid		9%			9%
Technical Cooperation					
Scholars. progr.	*	51	**	-	51
Techn. assist.	-	-	-	-	-

# Scholarships

118

## Number of Study (s) and Training (t) Scholarships Financed by the EDF by Discipline

Discipline	EDF I		EDF II		EDF III		EDF IV		Total		% of scholarships by discipline			
	s	t	s	t	s	t	s	t	s	t	0%	35%	70%	
General Studies	-	-	1	0	-	-	-	-	1	0	■			
Humanities	-	-	-	-	-	-	-	-	-	-				
Education	-	-	-	-	-	-	-	-	-	-				
Fine Arts	2	0	1	0	-	-	-	-	3	0	■			
Administration	-	-	-	-	-	-	-	-	-	-				
Social Sciences	-	-	-	-	-	-	-	-	-	-				
Economics	-	-	1	0	-	-	-	-	1	0	■			
Natural Sciences	-	-	-	-	-	-	-	-	-	-				
Engineering	3	1	9	0	1	0	-	-	13	1	■			
Medical Sciences	1	0	1	0	-	-	-	-	2	0	■			
Agriculture	-	-	-	-	-	-	-	-	-	-				
Others	-	-	-	-	-	-	-	-	-	-				
<b>Total</b>	<b>6</b>	<b>1</b>	<b>13</b>	<b>0</b>	<b>1</b>	<b>0</b>	<b>-</b>	<b>-</b>	<b>20</b>	<b>1</b>				
<b>General Total</b>	<b>7</b>		<b>13</b>		<b>1</b>				<b>21</b>					

## Distribution of EDF Scholarships by Level of Education

Level	EDF I	EDF II	EDF III	EDF IV	Total	% of scholarships by level		
						0%	50%	100%
Secondary	86%	50%			62%	■		
Higher Education	14%	50%	100%		38%	■		
Post Graduate								

## Number and Success Rates of EDF Scholarship Holders by Place of Study (Country of Origin, ACP and EEC)

Scholarsh. completed	Success Rates of Scholarship Holders			Scholarship Holders by Place of Study			% of holders				
	C.O.	ACP	EEC	C.O.	ACP	EEC	0	25	50	75	100
	EDF I	7	-	50%	-	-	7	■			
EDF II	13	-	46%	-	-	13	■				
EDF III	1	-	100%	-	-	1	■				
EDF IV											
<b>Total</b>						<b>21</b>	■				

## Remarks :

\* information not available

\*\* the scholarship programme was subsidized on regional credits - OCT.



# Sao Tome Principe

## Education-Training Sector

Sao Tome Principe participated in the 4th EDF, and received for Education-Training 90,000 ECU or +/- 4% of the total EDF aid received by this country.

## Technical Cooperation

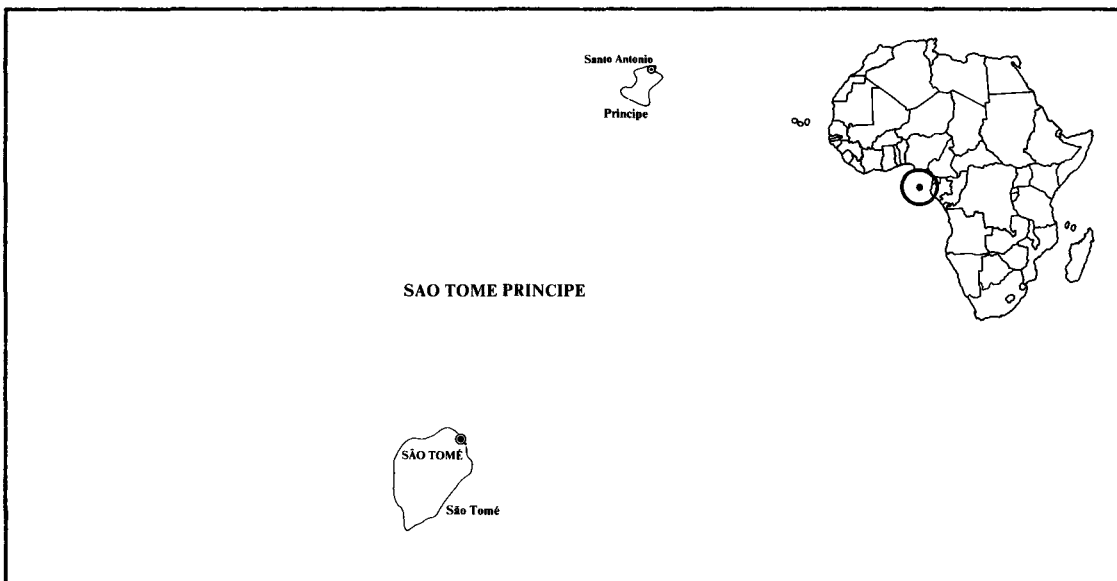
### Scholarship Programmes

The total of this aid went towards the financing of scholarship programmes, under which scholarships were awarded to 8 individuals. 88% of these scholarships were given for study in Medical Sciences. All were awarded at the secondary level. All of the scholarship holders studied or trained in other developing countries.

## Basic information

Area : 964 km<sup>2</sup>  
Population (1979) : 80,000  
GNP/capita (1979) : \$ 450

Primary : 14,200 students (1976)  
Secondary : 3,200 students (1976)



## EDF Financial Commitments in the Education-Training Sector ('000 ECU)

	EDF I	EDF II	EDF III	EDF IV	Total
Education-Training				90	90
% relative to total EDF aid				4%	4%
Technical Cooperation					
Scholars. progr.				90	90
Techn. assist.				-	-

# Scholarships

## Number of Study (s) and Training (t) Scholarships Financed by the EDF by Discipline

Discipline	EDF I		EDF II		EDF III		EDF IV		Total		% of scholarships by discipline		
	s	t	s	t	s	t	s	t	s	t	0%	50%	100%
General Studies	-	-	-	-	-	-	-	-	-	-			
Humanities	-	-	-	-	-	-	-	-	-	-			
Education	-	-	-	-	-	-	-	-	-	-			
Fine Arts	-	-	-	-	-	-	-	-	-	-			
Administration	-	-	-	-	-	-	-	-	-	-			
Social Sciences	-	-	-	-	-	-	-	-	-	-			
Economics	-	-	-	-	-	-	-	-	-	-			
Natural Sciences	-	-	-	-	-	-	-	-	-	-			
Engineering	-	-	-	-	-	-	-	-	-	-			
Medical Sciences					7	0	7	0	7	0	████████████████████		
Agriculture					0	1	0	1	0	1	██		
Others	-	-	-	-	-	-	-	-	-	-			
<b>Total</b>					<b>7</b>	<b>1</b>	<b>7</b>	<b>1</b>	<b>7</b>	<b>1</b>			
<b>General Total</b>					<b>8</b>			<b>8</b>					

## Distribution of EDF Scholarships by Level of Education

Level	EDF I		EDF II		EDF III		EDF IV		Total		% of scholarships by level		
	s	t	s	t	s	t	s	t	s	t	0%	50%	100%
Secondary							100%		100%		████████████████████		
Higher Education													
Post Graduate													

## Number and Success Rates of EDF Scholarship Holders by Place of Study (Country of Origin, ACP and EEC)

Scholarsh. completed	Success Rates of Scholarship Holders			Scholarship Holders by Place of Study			% of holders					
	C.O.	ACP	EEC	C.O.	ACP	EEC	0	25	50	75	100	
EDF I												
EDF II												
EDF III												
EDF IV				-		8	-	████████████████████				
<b>Total</b>				-		<b>8</b>	-	████████████████████				

# Trinidad and Tobago

## Education-Training Sector

Trinidad and Tobago participated in the 4th EDF, and received for Education-Training 2,280,000 ECU or +/- 25% of the total EDF aid received by this country.

## Technical Cooperation

### Scholarship Programmes

26% of this aid went towards the financing of scholarship programmes, under which scholarships were awarded to 15 individuals. 60% of these scholarships were given for training in Economics. All were awarded at the higher level. All of the scholarship holders studied or trained in Europe.

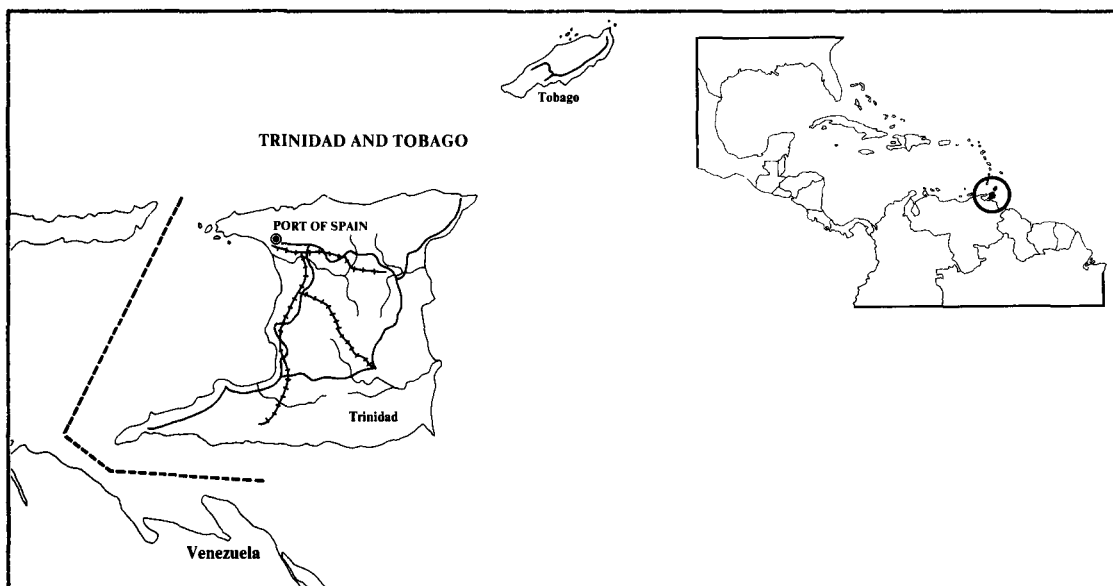
### Technical Assistance

74% of this aid went towards technical assistance for the sending of instructors-trainers.

## Basic information

Area : 5,128 km<sup>2</sup>  
Population (1979) : 1,130,000  
GNP/capita (1978) : \$ 2,910

Primary : 212,000 students (1973)  
Secondary : 54,600 students (1972)



## EDF Financial Commitments in the Education-Training Sector ('000 ECU)

	EDF I	EDF II	EDF III	EDF IV	Total
Education-Training				2 280	2 280
% relative to total EDF aid				25%	25%
Technical Cooperation					
Scholars. progr.				605	605
Techn. assist.				1 675	1 675

# Scholarships

120

## Number of Study (s) and Training (t) Scholarships Financed by the EDF by Discipline

Discipline	EDF I		EDF II		EDF III		EDF IV		Total		% of scholarships by discipline		
	s	t	s	t	s	t	s	t	s	t	0%	35%	70%
General Studies	-	-	-	-	-	-	-	-	-	-			
Humanities	-	-	-	-	-	-	-	-	-	-			
Education	0	3	0	3									
Fine Arts	-	-	-	-	-	-	-	-	-	-			
Administration	-	-	-	-	-	-	-	-	-	-			
Social Sciences	-	-	-	-	-	-	-	-	-	-			
Economics	0	9	0	9									
Natural Sciences	-	-	-	-	-	-	-	-	-	-			
Engineering	2	1	2	1									
Medical Sciences	-	-	-	-	-	-	-	-	-	-			
Agriculture	-	-	-	-	-	-	-	-	-	-			
Others	-	-	-	-	-	-	-	-	-	-			
<b>Total</b>	<b>2</b>	<b>13</b>	<b>2</b>	<b>13</b>									
<b>General Total</b>					<b>15</b>		<b>15</b>						

## Distribution of EDF Scholarships by Level of Education

Level	EDF I		EDF II		EDF III		EDF IV		Total		% of scholarships by level		
	s	t	s	t	s	t	s	t	s	t	0%	50%	100%
Secondary													
Higher Education							100%			100%			
Post Graduate													

## Number and Success Rates of EDF Scholarship Holders by Place of Study (Country of Origin, ACP and EEC)

Scholarsh. completed	Success Rates of Scholarship Holders			Scholarship Holders by Place of Study				% of holders					
	C.O.	ACP	EEC	C.O.	ACP	EEC	0	25	50	75	100		
EDF I													
EDF II													
EDF III													
EDF IV				-	-		15						
<b>Total</b>				-	-		<b>15</b>						EEC

# Uganda

## Education-Training Sector

Uganda participated in the 4th EDF, and received for Education-Training 2,500,000 ECU or +/- 4% of the total EDF aid received by this country.

## Technical Cooperation

### Scholarship Programmes

72% of this aid went towards the financing of scholarship programmes, under which scholarships were awarded to 249 individuals. 37% of these scholarships were given for study and training in Education and 35% in Engineering. 58% were awarded at the secondary level. 82% of the scholarship holders studied or trained in Europe.

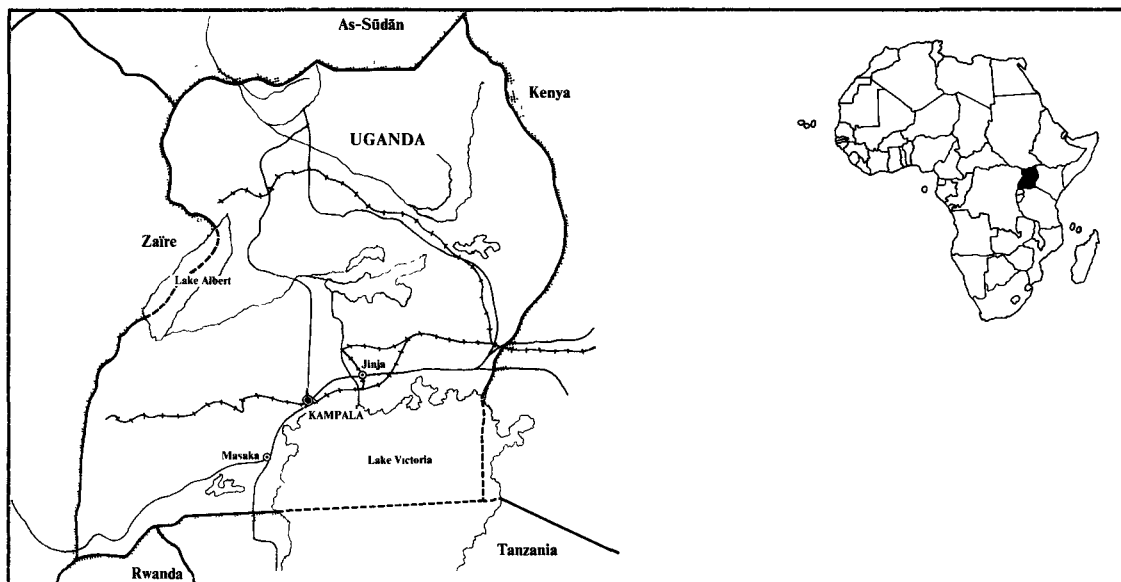
### Technical Assistance

28% of this aid went towards technical assistance for basic and advanced training sessions and the sending of instructors-trainers.

## Basic information

Area : 235,886 km<sup>2</sup>  
Population (1979) : 13,220,000  
GNP/capita (1979) : \$ 290

Primary : 1,037,000 students (1976)  
Secondary : 67,000 students (1976)



## EDF Financial Commitments in the Education-Training Sector ('000 ECU)

	EDF I	EDF II	EDF III	EDF IV	Total
Education-Training				2 500	2 500
% relative to total EDF aid				4%	4%
Technical Cooperation					
Scholars. progr.				1 804	1 804
Techn. assist.				696	696

# Scholarships

## Number of Study (s) and Training (t) Scholarships Financed by the EDF by Discipline

Discipline	EDF I		EDF II		EDF III		EDF IV		Total		% of scholarships by discipline		
	s	t	s	t	s	t	s	t	s	t	0%	20%	40%
General Studies	-	-	-	-	-	-	-	-	-	-			
Humanities	1	0	1	0	1	0	1	0	1	0			
Education	1	90	1	90					1	90			
Fine Arts	2	0	2	0					2	0			
Administration	3	4	3	4					3	4			
Social Sciences	-	-	-	-	-	-	-	-	-	-			
Economics	13	18	13	18					13	18			
Natural Sciences	8	0	8	0					8	0			
Engineering	12	76	12	76					12	76			
Medical Sciences	6	0	6	0					6	0			
Agriculture	13	2	13	2					13	2			
Others	-	-	-	-	-	-	-	-	-	-			
<b>Total</b>	<b>59</b>	<b>190</b>	<b>59</b>	<b>190</b>					<b>59</b>	<b>190</b>			
<b>General Total</b>									<b>249</b>	<b>249</b>			

## Distribution of EDF Scholarships by Level of Education

Level	EDF I	EDF II	EDF III	EDF IV	Total	% of scholarships by level		
						0%	50%	100%
Secondary				58%	58%			
Higher Education				41%	41%			
Post Graduate				1%	1%			

## Number and Success Rates of EDF Scholarship Holders by Place of Study (Country of Origin, ACP and EEC)

Scholarsh. completed	Success Rates of Scholarship Holders			Scholarship Holders by Place of Study				% of holders							
	C.O.	ACP	EEC	C.O.	ACP	EEC	%								
							0	25	50	75	100				
EDF I															
EDF II															
EDF III															
EDF IV				-	46	203									
<b>Total</b>				-	46	203									

# Western Samoa

## Education-Training Sector

Western Samoa participated in the 4th EDF, and received for Education-Training 127,000 ECU or +/- 1% of the total EDF aid received by this country.

## Technical Cooperation

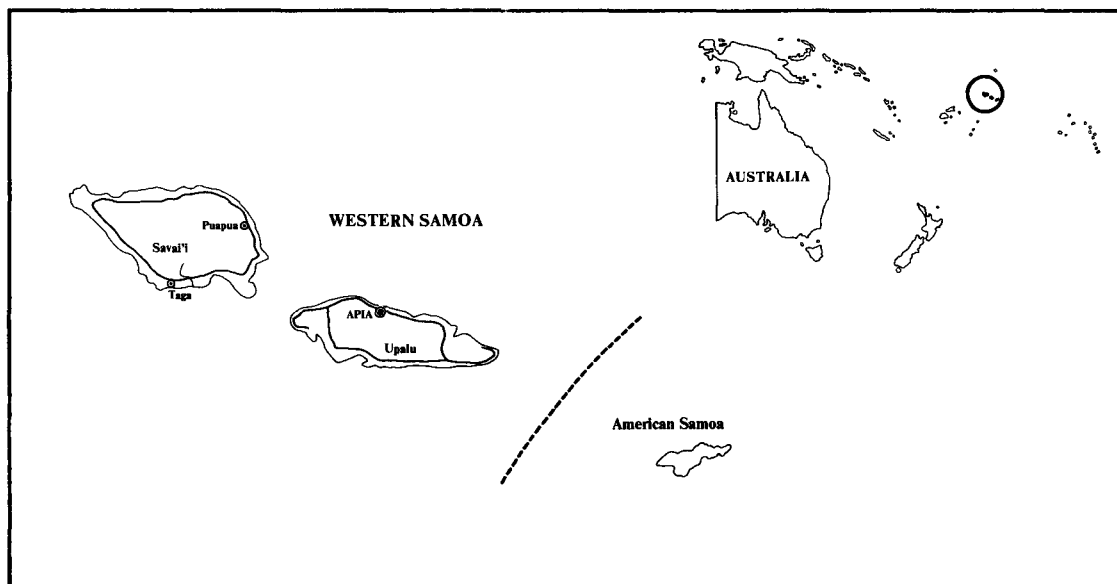
### Scholarship Programmes

The total of this aid went towards the financing of scholarship programmes, under which scholarships were awarded to 12 individuals. 25% of these scholarships were given for General Studies and 25% for training in Economics. 70% were awarded at the secondary level. 84% of the scholarship holders studied or trained in Europe.

## Basic information

Area : 2,842 km<sup>2</sup>  
Population (1979) : 150,000  
GNP/capita (1979) : \$ 367

Primary : 33,000 students (1977)  
Secondary : 17,600 students (1977)



## EDF Financial Commitments in the Education-Training Sector ('000 ECU)

	EDF I	EDF II	EDF III	EDF IV	Total
Education-Training				127	127
% relative to total EDF aid				1%	1%
Technical Cooperation					
Scholars. progr.				127	127
Techn. assist.				-	-

# Scholarships

122

## Number of Study (s) and Training (t) Scholarships Financed by the EDF by Discipline

Discipline	EDF I		EDF II		EDF III		EDF IV		Total		% of scholarships by discipline		
	s	t	s	t	s	t	s	t	s	t	0%	20%	40%
General Studies							3	0	3	0	██████████		
Humanities							-	-	-	-	██████████		
Education							-	-	-	-	██████████		
Fine Arts							-	-	-	-	██████████		
Administration							0	2	0	2	██████████		
Social Sciences							0	2	0	2	██████████		
Economics							0	3	0	3	██████████		
Natural Sciences							2	0	2	0	██████████		
Engineering							-	-	-	-	██████████		
Medical Sciences							-	-	-	-	██████████		
Agriculture							-	-	-	-	██████████		
Others							-	-	-	-	██████████		
<b>Total</b>							<b>5</b>	<b>7</b>	<b>5</b>	<b>7</b>			
<b>General Total</b>									<b>12</b>	<b>12</b>			

## Distribution of EDF Scholarships by Level of Education

Level	EDF I	EDF II	EDF III	EDF IV	Total	% of scholarships by level		
						0%	50%	100%
Secondary				70%	70%	██████████		
Higher Education				30%	30%	██████████		
Post Graduate						██████████		

## Number and Success Rates of EDF Scholarship Holders by Place of Study (Country of Origin, ACP and EEC)

	Success Rates of Scholarship Holders			Scholarship Holders by Place of Study								
	Scholarsh. completed	C.O.	ACP	EEC	C.O.	ACP	EEC	% of holders				
								0	25	50	75	100
EDF I												
EDF II												
EDF III												
EDF IV						2 1)	10	██████████				
<b>Total</b>						<b>2</b>	<b>10</b>	██████████				
								ACP ██████████ EEC ██████████				

1) including 1 who studied in Israel

# Zambia

## Basic information

Area : 752,614 km<sup>2</sup>  
 Population (1979) : 5,650,000  
 GNP/capita (1979) : \$ 510

Primary : 872,000 students (1975)  
 Secondary : 73,000 students (1975)

## Education-Training Sector

Zambia participated in the 4th EDF, and received for Education-Training 4,550,000 ECU or +/- 7% of the total EDF aid received by this country.

## Technical Cooperation

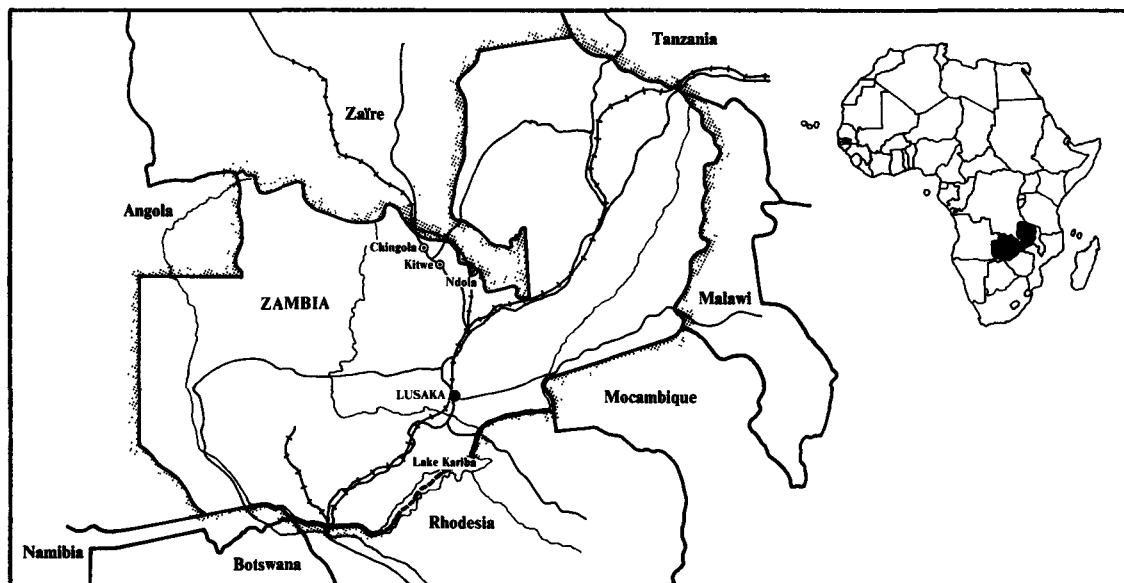
### Scholarship Programmes

57% of this aid went towards the financing of scholarship programmes, under which scholarships were awarded to 207 individuals. 69% of these scholarships were given for study and training in Economics. 93% were awarded at the higher level.

55% of the scholarship holders studied or trained in Europe.

### Technical Assistance

43% of this aid went towards technical assistance for the sending of instructors-trainers.



## EDF Financial Commitments in the Education-Training Sector ('000 ECU)

	EDF I	EDF II	EDF III	EDF IV	Total
Education-Training				4 550	4 550
% relative to total EDF aid				7%	7%
Technical Cooperation					
Scholars. progr.				2 585	2 585
Techn. assist.				1 965	1 965

# Scholarships

## Number of Study (s) and Training (t) Scholarships Financed by the EDF by Discipline

Discipline	EDF I		EDF II		EDF III		EDF IV		Total		% of scholarships by discipline		
	s	t	s	t	s	t	s	t	s	t	0%	35%	70%
General Studies							2	0	2	0			
Humanities							1	0	1	0			
Education							4	7	4	7			
Fine Arts							-	-	-	-			
Administration							0	2	0	2			
Social Sciences							1	2	1	2			
Economics							113	30	113	30			
Natural Sciences							1	0	1	0			
Engineering							30	4	30	4			
Medical Sciences							5	0	5	0			
Agriculture							5	0	5	0			
Others							-	-	-	-			
<b>Total</b>							<b>162</b>	<b>45</b>	<b>162</b>	<b>45</b>			
<b>General Total</b>							<b>207</b>		<b>207</b>				

## Distribution of EDF Scholarships by Level of Education

Level	EDF I		EDF II		EDF III		EDF IV		Total		% of scholarships by level		
	s	t	s	t	s	t	s	t	s	t	0%	50%	100%
Secondary									6%	6%			
Higher Education									93%	93%			
Post Graduate									1%	1%			

## Number and Success Rates of EDF Scholarship Holders by Place of Study (Country of Origin, ACP and EEC)

Scholarsh. completed	Success Rates of Scholarship Holders			Scholarship Holders by Place of Study			% of holders					
	C.O.	ACP	EEC	C.O.	ACP	EEC	0	25	50	75	100	
EDF I												
EDF II												
EDF III												
EDF IV				89	4	114						
<b>Total</b>				<b>89</b>	<b>4</b>	<b>114</b>						

# Grenada

## Education-Training Sector

Grenada participated in the 4th EDF, and received for Education-Training 80,000 ECU or +/- 3% of the total EDF aid received by this country.

### Technical Cooperation

#### Scholarship Programmes

The total of this aid went towards the financing of scholarship programmes, under which scholarships were awarded to 4 individuals. 2 of these scholarships were given for study in Economics and 2 in Agriculture. All were awarded at the higher level. The scholarship holders studied in Europe and in other ACP countries.



### Basic information

Area : 344 km<sup>2</sup>  
 Population (1979) : 100,000  
 GNP/capita (1979) : \$ 630

### EDF Financial Commitments in the Education-Training Sector (in '000 ECU)

	EDF I	EDF II	EDF III	EDF IV	Total
Education-Training				80	80
% relative to total EDF aid				3%	3%
Technical Cooperation					
Scholars. progr.				80	80
Techn. assist.				-	-

# Equatorial Guinea

## Education-Training Sector

Equatorial Guinea participated in the 4th EDF, and received for Education-Training 30,000 ECU or +/- 0.5% of the total EDF aid received by this country.

### Technical Cooperation

#### Scholarship Programmes

This aid went towards the financing of one study scholarship in Economics. The scholarship holder studied in Europe.



### Basic information

Area : 28,051 km<sup>2</sup>  
 Population (1979) : 360,000  
 GNP/capita (1978) : \$ 328

Primary : 36,000 students (1973)  
 Secondary : 4,500 students (1975)

### EDF Financial Commitments in the Education-Training Sector (in '000 ECU)

	EDF I	EDF II	EDF III	EDF IV	Total
Education-Training				30	30
% relative to total EDF aid				0,5%	0,5%
Technical Cooperation					
Scholars. progr.				30	30
Techn. assist.				-	-

# St. Lucia

## Education-Training Sector

St. Lucia participated in the 4th EDF, and received for Education-Training 50,000 ECU or +/- 1% of the total EDF aid received by this country.

### Technical Cooperation

#### Scholarship Programmes

The total of this aid went towards the financing of scholarship programmes, under which scholarships were awarded to 3 individuals. 2 of these scholarships were given for study and training in Economics and 1 in Agriculture. All were awarded at the higher level. The scholarship holders studied or trained in Europe and in other ACP countries.



### Basic information

Area : 616 km<sup>2</sup>  
Population (1979) : 110,000  
GNP/capita (1979) : \$ 780

Primary : 29,900 students (1976)  
Secondary : 4,500 students (1976)

### EDF Financial Commitments in the Education-Training Sector (in '000 ECU)

	EDF I	EDF II	EDF III	EDF IV	Total
Education-Training				50	50
% relative to total EDF aid				1%	1%
Technical Cooperation					
Scholars. progr.				50	50
Techn. assist.				-	-

# Tonga

## Education-Training Sector

Tonga participated in the 4th EDF, and received for Education-Training 40,000 ECU or +/- 0.5% of the total EDF aid received by this country.

### Technical Cooperation

#### Scholarship Programmes

The total of this aid went towards the financing of two training scholarships in Economics at the higher and post-graduate levels. Both of scholarship holders trained in Europe.



### Basic information

Area : 699 km<sup>2</sup>  
Population (1979) : 100,000  
GNP/capita (1979) : \$ 460

Primary : 19,500 students (1976)  
Secondary : 11,400 students (1975)

### EDF Financial Commitments in the Education-Training Sector (in '000 ECU)

	EDF I	EDF II	EDF III	EDF IV	Total
Education-Training				40	40
% relative to total EDF aid				0,5%	0,5%
Technical Cooperation					
Scholars. progr.				40	40
Techn. assist.				-	-

# Regional Projects

## Education-Training Sector

Since the 2nd EDF, 38,417,000 ECU have been allocated to regional projects, representing +/- 7% of the total EDF aid in this sector, or +/- 13% of the total EDF aid reserved for regional aid.

### Infrastructure Projects

59% of this aid (22,861,000 ECU) went towards the financing of infrastructure projects. 24% of this sum was used for the construction and equipping of 2 higher education institutes and 76% for the extension of 6 higher education institutes and 3 universities.

### Technical Cooperation

41% of this aid (15,556,000 ECU) went towards the financing of technical cooperation.

#### Scholarship Programmes

16% of this sum was used for scholarship programmes.

#### Technical Assistance

84% of this sum was used for technical assistance (training programmes, sending of instructors-trainers and integrated projects).

## EDF Financial Commitments in the Education-Training Sector (in '000 ECU)

	EDF I	EDF II	EDF III	EDF IV	Total
<b>Education-Training</b>	-	1 356	3 724	33 337	38 417
% relative to total EDF aid		24%	22%	12%	13%
Infrastructure Projects	-	-	704	22 157	22 861
		0%	19%	66%	59%
Technical Cooperation	-	1 356	3 020	11 180	15 556
		100%	81%	34%	41%
Scholars. progr.	-	274 *	1 974 **	200 ***	2 448
Techn. assist.	-	1 082	1 046	10 980	13 108

\*) for the AASM

\*\*) of which 176,000 ECU for the OCT

\*\*\*) for the OCT

## Regional Technical Cooperation

Project Title	Total Amount (in '000 ECU)
Basic and advanced training sessions	650
Regional cooperation for OCAM for the African and Mauritian Institut of Statistics and Applied Economics (IAMSEA)	900
Technical assistance for the secretariat of CARICOM (regional project for the Carribean)	200
ACP States - Regional training programmes for young diplomats of CARICOM countries	80
Symposiums and other activities	80
<b>Sierra Leone, Liberia, Gambia :</b> Assistance to the Post and Telecommunications Institute of Mano River Union	1,500
<b>Botswana, Lesotho, Malawi and Swaziland :</b> Training programmes in the post and telecommunications sector	986
Carribean Aeronautics Training Institute (CATI)	2,300
Basic and advanced training sessions	800
<b>Various ACP and OCT Countries :</b> Regional training programmes for customs officials of CARICOM countries	90
Training in the management of projects (Carribean Development Bank - CDB)	500
<b>Botswana, Lesotho, Swaziland :</b> Training and study scholarships, technical assistance and materials necessary for the realisation of three regional projects	320
<b>Botswana, Swaziland :</b> Regional training programme - railways	2,000
<b>Central African States :</b> Assitance to the "Banque de Développement des Etats de l'Afrique Centrale": training for higher management staff	574
	<hr/>
	10,980



<b>Construction in :</b>	<b>Title of project and recipient countries</b>	<b>New establishments Cost ('000 ECU)</b>	<b>Upgrading Cost ('000 ECU)</b>	<b>Number of students</b>
<b>Botswana and Swaziland</b>	<b>IV</b> University of Botswana and Swaziland (Countries : Botswana, Swaziland)	-	3,500	380
<b>Fiji</b>	<b>IV</b> Training Centre for Telecommunications Suva Complexes, Fiji (Countries, Fiji, Tonga, West Samoa)	-	1,500	150
	<b>IV</b> South Pacific University Programme for Agricultural and Maritime Resources (Countries : Fiji, Tonga and West Samoa)	-	3,200	*
<b>Gabon</b>	<b>IV</b> African Institute for Computer Sciences in Libreville (Countries : Cameroon, CAR, Congo, Ivory Coast, Benin, Gabon, Upper Volta, Madagascar, Niger, Senegal, Chad, Togo)	-	500	*
<b>Ivory Coast</b>	<b>IV</b> School of Electrical Engineers (Countries : Benin, Congo, Ivory Coast, CAR, Gabon, Ghana, Guinea, Upper Volta, Liberia, Mali, Niger, Rwanda, Senegal, Togo, Zaire)	-	2,000	200
<b>Lesotho and Swaziland</b>	<b>IV</b> Institute of Development (Countries : Lesotho, Swaziland, Botswana)	-	400	600
<b>Niger</b>	<b>IV</b> African School of Meteorology and Civil Aviation in Niamey (Countries : Cameroon, Congo, Gabon, Ivory Coast, Upper Volta, Mauritania, Mali, Niger, Senegal, Chad, Togo, Madagascar)	-	2,860	300
<b>Senegal</b>	<b>IV</b> Inter-State School of Science and Veterinary Medicine in Dakar (Countries : Cameroon, CAR, Congo, Benin, Gabon, Ivory Coast, Upper Volta, Niger, Mauritius, Mauritania, Rwanda, Senegal, Chad, Togo)	4,697	-	300
<b>Togo</b>	<b>III</b> Regional Training Centre for the Maintenance of Roads (Countries : Togo, Benin, Upper Volta, Ivory Coast)	704	-	160
<b>West Indies</b>	<b>IV</b> University of West Indies (Countries : West Indies)	-	3,000	-
<b>Zambia</b>	<b>IV</b> UN Institute for Namibia (Countries : Botswana, Tanzania, Zambia)	-	500	100

\* Information not available

## EDF I (1958-1963)

### EEC

The fourth part of the Treaty of Rome signed on March 25, 1957 and the accompanying "Convention of Application", established the "Development Fund for Overseas Countries and Territories" which included the following :

Algeria : withdrew in 1962  
Benin (at the time Dahomey)  
Burundi  
Cameroon  
Central African Republic  
Chad  
Comoros  
Congo (Brazzaville)  
Djibouti (at the time Territoires des Afars and Issas)  
French Polynesia  
French Southern and Antarctic Territories  
Gabon  
Guinea : withdrew in 1958  
Ivory Coast  
Madagascar  
Mali  
Mauritania  
Netherlands Antilles  
New Caledonia  
New Guinea Netherlands (attached to Indonesia in 1963)  
Niger  
Rwanda  
St. Pierre and Miquelon  
Senegal  
Somalia  
Suriname  
Togo  
Upper Volta  
Wallis and Futuna Islands  
Zaire (at the time Congo-Leopoldville)

## EDF II (1963-1968)

### EEC - AASM

The "Convention of Yaoundé I" was signed on July 20, 1963 by the EEC and the 18 members of the African Associated States and Madagascar (AASM) which were :

Benin  
Burundi  
Cameroon  
Central African Republic  
Chad  
Congo  
Gabon  
Ivory Coast  
Madagascar  
Mali  
Mauritania  
Niger  
Rwanda  
Senegal  
Somalia  
Togo  
Upper Volta  
Zaire

### EEC - OCT

The "Association of Overseas Countries and Territories" was continued by the decision of the Council of Ministers of the EEC on February 25, 1964.

The 9 Overseas Countries and Territories were :

Dutch dependencies :  
Netherlands Antilles  
Suriname  
French dependencies :  
Djibouti (at the time Territoires des Afars and Issas)  
French Polynesia  
French Southern and Antarctic Territories  
New Caledonia  
St. Pierre and Miquelon  
Wallis and Futuna Islands

## EDF III (1969-1974)

### EEC - AASM

The "Convention of Yaoundé II" was signed on July 29, 1969 by the EEC and the same 18 AASM of Yaoundé I. Mauritius joined the 3rd EDF in May 1972.

### EEC - OCT

The "Association of Overseas Countries and Territories" was continued by the Council of European Communities on September 29, 1969 for the same OCT members as under the 2nd EDF.

## EDF IV (1975-1980)

### EEC - ACP

The "Lomé I Convention" was signed on February 28, 1975 by the EEC and 46 States in Africa, the Caribbean and the Pacific (ACP) which included :

- the 19 AASM
- 21 States belonging to the British Commonwealth :
  - in Africa : Botswana  
Gambia  
Ghana  
Kenya  
Lesotho  
Malawi  
Nigeria  
Sierra Leone  
Swaziland  
Tanzania  
Uganda  
Zambia
  - in the Caribbean : Bahamas  
Barbados  
Grenada  
Guyana  
Jamaica  
Trinidad and Tobago
  - in the Pacific : Fiji  
Tonga  
Western Samoa
- 6 African States without particular ties with EEC member States :
  - Equatorial Guinea
  - Ethiopia
  - Guinea (Conakry)
  - Guinea Bissau
  - Liberia
  - Sudan

In 1978, 3 States became ACP States :

Cape Verde  
Papua New Guinea  
Sao Tome Principe

## EDF IV (cont'd)

129

### EEC - OCT

The "Association of Overseas Countries and Territories" was continued by the Council of European Communities on June 29, 1976.

The OCT were :

- the 9 OCT of the preceding EDFs
- the OCT attached to the British Crown :
  - Belize
  - British Antarctic Territory
  - British-French Condominium
  - British Indian Ocean Territory
  - British Virgin Islands
  - British Solomon Islands
  - Brunei
  - Caribbean Islands (Antigua, Dominica, St. Lucia, St. Vincent, St. Kitts, Nevis, Anguilla)
  - Cayman Islands
  - Falkland Islands
  - Gilbert Islands
  - Montserrat
  - Pitcairn Island
  - St. Helena and dependencies
  - Seychelles
  - Turks and Caicos Islands
  - Tuvalu

Several OCT became ACP States upon attaining independence :

- In 1976 :
  - Comoros, Seychelles, Suriname
- In 1978 :
  - Djibouti, Solomon Islands
- In 1979 :
  - Tuvalu, Dominica, Kiribati (formerly Gilbert Islands), St. Lucia
- In 1980 :
  - St. Vincent (later St. Vincent and the Grenadines)

## Annex 2 : Higher Education Facilities

130

Country	EDF	Higher Education Facilities	Number	Cost ('000ECU)		Number of Students
				New Facilities	Upgrading	
Benin	III	Extension of the National Cotonou Social-Medical Institute	1		349	186
Botswana	IV	University of Botswana and Swaziland (Regional Project)	1		1,750	190
Burundi	II	National College of Administration	1	532		170
	III	Teaching College in Bujumbura	1	1,774		200
	IV	Department of Sciences in Bujumbura	1	4,120		220
Cameroon	I	Teaching College in Yaoundé	1	1,069		200
	II	Inter-African Centre for Statistical Training	1	222		(*)
Central African Republic	I	Inter-State School for the Training of Customs Officials in Bangui	1	267		200 *
	I	Institute of Agronomy in Wakambo	1	1,236		215
	I	Extension of the National Teaching Institute	1		54	-
	II	Extension of the National College of Administration	1		498	60
	IV	Bangui Teaching College	1	1,773		120
Chad	II	Institute of Zoological and Veterinary Studies in Fort-Lamy	1	1,089		90
Congo	I	Teaching College in Brazzaville	1	1,053		200
Fiji	IV	Training Centre for Telecommunications (Regional Project)	1		1,500	150
	IV	South Pacific University (Regional Project)	1		3,200	(*)
Gabon	IV	African Institute for Computer Sciences in Libreville (Regional Project)	1		500	(*)
Guinea (Conakry)	IV	Equipment for 12 Schools of Agronomy	12		988	-
Ivory Coast	I	Pasteur Institute in Abidjan	1	1,053		30
	I	Teaching College in Abidjan	1	1,215		250
	I	National Institute of Public Health in Abidjan	1	1,944		250
	I	National College of Administration in Abidjan	1	800		200
	II	National College of Agronomy	1	2,046		250
	II	Mobile Equipment for the National Institute of Public Health in Abidjan	1		313	-
	IV	Institute of Electrical Engineering (Regional Project)	1		2,000	200
Lesotho	IV	Institute of Development Management (Regional Project)	1		200	300
Malawi	IV	Student Centre for the Blantyre Polytechnical Institute	1		748	-
	IV	Extension of the Mpemba Staff Training College	1		460	60
Mauritius	III	Extension of Mauritius University	1		1,309	-
Niger	II	Extension of the National College of Administration in Niamey	1		662	(*)
	IV	African School of Meteorology and Civil Aviation in Niamey (Regional Project)	1		2,860	300
Rwanda	IV	National Teaching Institute in Ruhengeri	1	2,152		250
	IV	Construction and equipping of Butare Medical School	1	1,710		140

Country	EDF	Higher Education Facilities	Number	Cost ('000ECU)		Number of Students
				New Facilities	Upgrading	
Senegal	I	Dakar Teaching Institute	1	891		150
	II	Extension of the Institute of Pediatrics at the University of Dakar	1		243	-
	IV	Inter-State School of Science and Medicine in Dakar (Regional project)	1	4,697		300
Sierra Leone	IV	University of Njala	1		762	-
	IV	Paramedical School at Bo	1		1,384	-
	IV	Institute of Health Sciences at Fourah Bay	1		116	-
Somalia	III	Construction and Equipping of the Mogadiscio University	1	10,922		2,000
Sudan	IV	Extension of the Juba University	1		9,120	420
Suriname	III	Technical Training Institute (of which 1,100,000 ECU were taken from the 4th EDF)	1	7,292		690
Swaziland	IV	Institute of Development Management (Regional Project)	1		200	300
	IV	University of Botswana and Swaziland (Regional Project)	1		1,750	190
Togo	III	Regional Training Centre for the Maintenance of Roads (Regional Project)	1	704		160
Upper Volta	I	National School of Administration and Multicopying Workshop	1	1,155		300
	III	Institute of Hydraulics and Rural Equipment	1	1,263		80
West Indies	IV	University of West Indies (Regional Project)	1		3,000	-
Zaire	I	National College of Law and Administration	1	3,300		240
	II	Department of Humanities of the Lovanium University	1	1,836		(*)
	II	Construction and Equipping of Educational Facilities : Teaching Colleges of Thysville, Lubumbashi and Kinshasa	3	9,605		1,100
	III	Kinshasa School of Architecture	1	1,576		350
	IV	"Institut Supérieur de Techniques Appliquées" (ISTA)	1	7,590		816
	IV	Kikwit and Mbandaka Teacher Training Institutes	2	8,000		900
	IV	Zaire Centre for the Training of Permanent Accounting Consultants in Kinshasa	1	500		(*)
Zambia	IV	UN Institute for Namibia (Regional Project)	1		500	100

(\*) Information not available

\* Estimate

**Financial sums :**

corresponds to the commitments given in the Financing Agreements.

**Educational infrastructure :**

the financing of studies and construction supervision connected with the projects are included in the financial sums of the project.

**Scholarship :**

a scholarship represents the financing of studies or training for an individual, irrespective of the duration of the studies or training.

**Length of scholarship :**

the information concerning the length of study and training scholarships for each country can be obtained by computer : E.D.F. S019.

**States :**

designates independent countries.

**ECU :**

During the 1st and 2nd EDFs the Community used the term "UA" (Unit of Account). Under the 3rd EDF, the term "UCE" (Unité de Compte Européenne) was applied. Today, the term in use is "ECU" (European Currency Unit).

In order to simplify matters in this report, ECU is applied throughout.

The following are the average values used in each EDF :

<b>EDFs I and II</b>	<b>EDF III</b>	<b>EDF IV</b>
Currency Unit =	European Currency Unit =	European Currency Unit =
4 DM	3.50 DM	2.54 DM
50 FB	48 FB	40 FB
4.94 FF	5.55 FF	5.75 FF
625 Lit	632 Lit	1075 Lit
50 FLux	48 FLux	40 FLux
3.62 HFL	3.52 HFL	2.72 HFL
		7 DKR
		0.678 IRL
		0.678 UKL

**Maps showing sites of educational facilities :**

Discrepancies between the schools or classrooms (number) indicated in the lists and those indicated on the maps result from differences between the projects presented in the Financing Conventions and those which were finally realized, or are due to a lack of information needed to locate the schools or classrooms on the maps.

---

# Abbreviations

AASM	African Associated States and Madagascar (see History of the EDF, page VI)	133
ACP	States in Africa, the Caribbean and the Pacific (see History of the EDF, page VI)	
CARICOM	Caribbean Community	
C.O.	Country of Origin	
ECU	European Currency Unit (see notes, page 132)	
EDF	European Development Fund	
EEC	European Economic Community	
Machrek	Egypt, Jordan, Lebanon and Syria	
Maghreb	Algeria, Morocco, Tunisia	
No.	Number	
OCAM	Organisation Commune Africaine et Mauricienne	
OCT	Overseas Countries and Territories (see History of the EDF, page VI)	
s	Study Scholarships	
STABEX	System for the Stabilisation of Export Earnings	
t	Training Scholarships	

## Infrastructure Projects

### Project descriptions :

- Financing Proposals and Agreements

### Project financing :

- 1er FED : Situation semestrielle des projets : date de mise à jour : 30.12.74
- 2ème FED : Situation semestrielle des projets : date de mise à jour : 30.06.75
- 3ème FED : Situation semestrielle des projets : date de mise à jour : 31.12.80
- 4ème FED : Situation semestrielle des projets : date de mise à jour : 31.12.80

### Number of students :

- Financing Proposals and Agreements
- Delegations
- Authorities in Brussels

### Maps showing sites of educational facilities :

- Information for the following countries was provided by the respective delegations :

Benin	Netherlands Antilles
Burundi	Niger
Cameroon	Rwanda
Congo	Senegal
Gabon	Somalia
Ivory Coast	Suriname
Madagascar	Togo
Mali	Upper Volta

- Information on ACP States and OCT :

- 1980 World Bank Atlas
- ACP Statistiques de base 1981 : Eurostat



## Technical Cooperation

### Scholarship Programmes

#### Disciplines, studies and training, and place of study :

- Computer: E.D.F. S009.3. : Nov. 11, 1981 (updated March 1982)

#### Number of years of study or training :

- Computer: E.D.F. S019 : May 2, 1981 (updated Oct. 1981)

#### Level of education and rate of success :

- Computer: E.D.F. S009.2 : April 1981 (updated Oct. 1981)

#### Cost

1er FED : Bilan financier du programme de bourses et de stages : 23.4.75 (DG VIII/D/4)

2ème FED : Situation semestrielle des projets : date de mise à jour : 30.04.74

3ème FED : Situation semestrielle des projets : date de mise à jour : 30.06.75

4ème FED : Situation semestrielle des projets : date de mise à jour : 31.12.80

Situation d'engagement par pays : mars 1982 (DG VIII/D/4)

### Technical Assistance

#### Description and cost

1er FED : Situation semestrielle des projets : date de mise à jour : 30.12.74

2ème FED : Situation semestrielle des projets : date de mise à jour : 30.06.75

3ème FED : Situation semestrielle des projets : date de mise à jour : 31.12.80

4ème FED : Situation semestrielle des projets : date de mise à jour : 31.12.80

Situation, par pays, des actions de coopération technique 4ème FED : 1981  
(DG VIII/4)

Situation d'engagements par pays : mars 1982 (DG VIII/D/4)

### General

- Article "La Formation", edition No. 25 of "Le Courier"

- "Le Fonds Européen de Développement" by F. Baron et G. Vernier, Presses Universitaires de France

Data concerning school infrastructures built under the 1st EDF in Algeria has not been included in Part I of this report.

In tables 1.7. and 1.8. the Teaching School at Nhlangan in Swaziland built under the 4th EDF has been classified as having been built in an urban area whereas in fact it was built in a rural area.

European Communities — Commission

**The European Development Fund — Education/Training  
1958-1980**

Luxembourg: Office for Official Publications of the European Communities

1983 — 136 pp. — 21,5 × 29,7 cm

EN, FR

ISBN 92-825-3691-2

Catalogue number: CC-37-83-352-EN-C

Price (excluding VAT) in Luxembourg

ECU 8.96    BFR 400    FF 60    IRL 6.40    UKL 5.50    USD 8.50







**Salg og abonnement · Verkauf und Abonnement · Πωλήσεις και συνδρομές · Sales and subscriptions  
Vente et abonnements · Vendita e abbonamenti · Verkoop en abonnementen**

---

**BELGIQUE / BELGIË**

---

**Moniteur belge / Belgisch Staatsblad**

Rue de Louvain 40-42 / Leuvensestraat 40-42  
1000 Bruxelles / 1000 Brussel  
Tél. 512 00 26  
CCP/Postrekening 000-2005502-27

Sous-agents / Agentschappen:

**Librairie européenne / Europese Boekhandel**

Rue de la Loi 244 / Wetstraat 244  
1040 Bruxelles / 1040 Brussel

**CREDOC**

Rue de la Montagne 34 / Bergstraat 34  
Bte 11 / Bus 11  
1000 Bruxelles / 1000 Brussel

---

**DANMARK**

---

**Schultz Forlag**

Møntergade 21  
1116 København K  
Tlf. (01) 12 11 95  
Girokonto 200 11 95

Underagentur

**Europa Bøger**

Gammel Torv 6  
Postbox 137  
1004 København K  
Tlf (01) 15 62 73  
Telex 19280 EUROIN DK

---

**BR DEUTSCHLAND**

---

**Verlag Bundesanzeiger**

Breite Straße  
Postfach 10 80 06  
5000 Köln 1  
Tel. (02 21) 20 29-0  
Fernschreiber:  
ANZEIGER BONN 8 882 595

---

**GREECE**

---

**G.C. Eleftheroudakis SA**

International Bookstore  
4 Nikis Street  
Athens (126)  
Tel. 322 63 23  
Telex 219410 ELEF

Sub-agent for northern Greece:

**Molho's Bookstore**

The Business Bookshop  
10 Tsimiski Street  
Thessaloniki  
Tel 275 271  
Telex 412885 LIMO

---

**FRANCE**

---

**Service de vente en France des publications  
des Communautés européennes**

**Journal officiel**

26, rue Desaix  
75732 Paris Cedex 15  
Tél. (1) 578 61 39

---

**IRELAND**

---

**Government Publications Sales Office**

GPO Arcade  
Dublin 1

or by post

**Stationery Office**

Dublin 4  
Tel. 78 96 44

---

**ITALIA**

---

**Licosa Spa**

Via Lamarmora, 45  
Casella postale 552  
50 121 Firenze  
Tel. 57 97 51  
Telex 570466 LICOSA I  
CCP 343 509

Subagente:

**Libreria scientifica Lucio de Biasio - AEIOU**

Via Meravigli, 16  
20 123 Milano  
Tel. 80 76 79

---

**GRAND-DUCHÉ DE LUXEMBOURG**

---

**Office des publications officielles  
des Communautés européennes**

5, rue du Commerce  
L-2985 Luxembourg  
Tél. 49 00 81  
Télex PUBLOF - Lu 1322  
CCP 19190-81  
CC bancaire BIL 8-109/6003/300

---

**NEDERLAND**

---

**Staatsdrukkerij- en uitgeverijbedrijf**

Christoffel Plantijnstraat  
Postbus 20014  
2500 EA 's-Gravenhage  
Tel (070) 78 99 11

---

**UNITED KINGDOM**

---

**HM Stationery Office**

PO Box 569  
London SE1 9NH  
Tel. 01-928 6977 ext 365  
National Giro Account 582-1002

Sub-agent:

**Alan Armstrong & Associates**

Sussex Place, Regent's Park  
London NW1 4SA  
Tel. 01-723 3902

---

**ESPAÑA**

---

**Mundi-Prensa Libros, S.A.**

Castelló 37  
Madrid 1  
Tel. (91) 275 46 55  
Telex 49370-MPLI-E

---

**PORTUGAL**

---

**Livraria Bertrand, s.a.r.l.**

Rua João de Deus  
Venda Nova  
Amadora  
Tél. 97 45 71  
Télex 12709-LITRAN-P

---

**SCHWEIZ / SUISSE / SVIZZERA**

---

**FOMA**

5, avenue de Longemalle  
Case postale 367  
CH 1020 Renens - Lausanne  
Tél. (021) 35 13 61  
Télex 25416

Sous-agent

**Librairie Payot**

6, rue Grenus  
1211 Genève  
Tél. 31 89 50  
CCP 12-236

---

**SVERIGE**

---

**Librairie C.E. Fritzes**

Regeringsgatan 12  
Box 16356  
103 27 Stockholm  
Tel. 08-23 89 00

---

**UNITED STATES OF AMERICA**

---

**European Community Information  
Service**

2100 M Street, NW  
Suite 707  
Washington, DC 20037  
Tel. (202) 862 9500

---

**CANADA**

---

**Renouf Publishing Co., Ltd**

2182 St Catherine Street West  
Montreal  
Quebec H3H 1M7  
Tel. (514) 937 3519

---

**JAPAN**

---

**Kinokuniya Company Ltd.**

17-7 Shinjuku 3-Chome  
Shiniuku-ku  
Tokyo 160-91  
Tel. (03) 354 0131

Price (excluding VAT) in Luxembourg  
ECU 8.96 BFR 400 FF 60 IRL 6.40 UKL 5.50 USD 8.50



OFFICE FOR OFFICIAL PUBLICATIONS  
OF THE EUROPEAN COMMUNITIES

L-2985 Luxembourg

ISBN 92-825-3691-2



9 789282 536919