



Education and Culture DG

'Youth in Action' Programme

YOUTH IN ACTION PROGRAMME OVERVIEW OF ACTIVITIES 2007-2010



The Youth in Action (YiA) Programme is the EU Programme for all young people. It promotes mobility, non-formal learning and intercultural dialogue among European youth, and encourages the inclusion of all young people, particularly those with fewer opportunities, by supporting a large variety of activities, including youth exchanges, transnational voluntary service as well as training and networking for youth workers.

This overview aims at presenting the main outcomes of the YiA Programme over the four-years period 2007-2010¹.

YOUTH IN ACTION IN A NUTSHELL

Established by Decision N° 1719/2006/EC of the European Parliament and of the Council of 15 November 2006, YiA covers the years 2007-2013.

It supports the cooperation in the field of youth in the European Union by:

- offering non-formal learning opportunities to young people, with a view to enhancing their skills and competences (employability) as well as their active citizenship and feeling of being European (participation);
- offering to youth organisations and youth workers training and cooperation opportunities, with a view to enhancing the professionalism and the European dimension of youth work in Europe.

It includes 5 Actions corresponding to 5 general objectives:

- Action 1 - Youth for Europe: Promoting young people's active citizenship through youth exchanges, youth initiatives and youth democracy projects;
- Action 2 - European Voluntary Service: Developing solidarity and tolerance through voluntary activities abroad to the benefit of local communities;
- Action 3 - Youth in the World: Fostering mutual understanding while encouraging cooperation with Partner countries of the world;
- Action 4 - Youth Support Systems: Developing the quality of support systems for youth activities and youth organisations;
- Action 5 - European cooperation in the youth field: Encouraging European cooperation in the youth field.

¹ Given the high number of projects and the need for close proximity to the beneficiaries, YiA is largely (81% of the budget over 2007-2010) managed in a "decentralised" manner by a network of National Agencies (NAs) established in the participating countries. The finalisation of the reporting on 2010 can only take place after the Commission has received from all National Authorities the 2010 reports established by the NAs. These reports shall be transmitted to the Commission by 30 April 2011. Therefore, at this stage (mid-April 2011), some 2010 figures still have to be considered provisional, a reality which may only have a very slight impact on the accurateness of the 2007-2010 data provided in this document. An asterisk (*) indicates when a figure reported in a table refers to or incorporates not yet finalised 2010 data.

YiA has been allocated a global budget of EUR 885 millions for the 2007-2013 period.

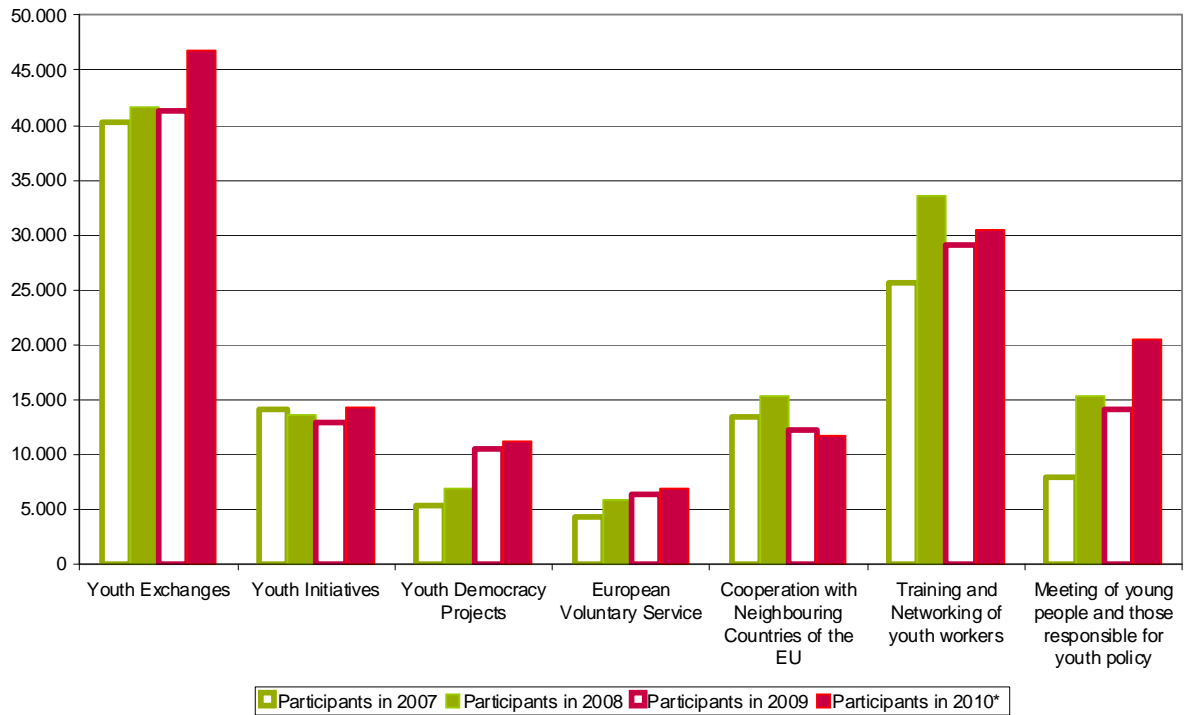
It is open to the participation of the following "Programme Countries":

- the 27 Member States of the European Union;
- the EFTA/EEA countries: Iceland, Liechtenstein, Norway;
- the following candidate countries: Croatia (as of 1 January 2011), Turkey; Switzerland (as of 1 January 2011).

Actions 2 and 3 are also open to the participation of "Partner Countries", with an emphasis on the Neighbouring Countries of the EU:

- Eastern Europe and Caucasus;
- Mediterranean Countries;
- South East Europe.

Figure 1 - Number of participants



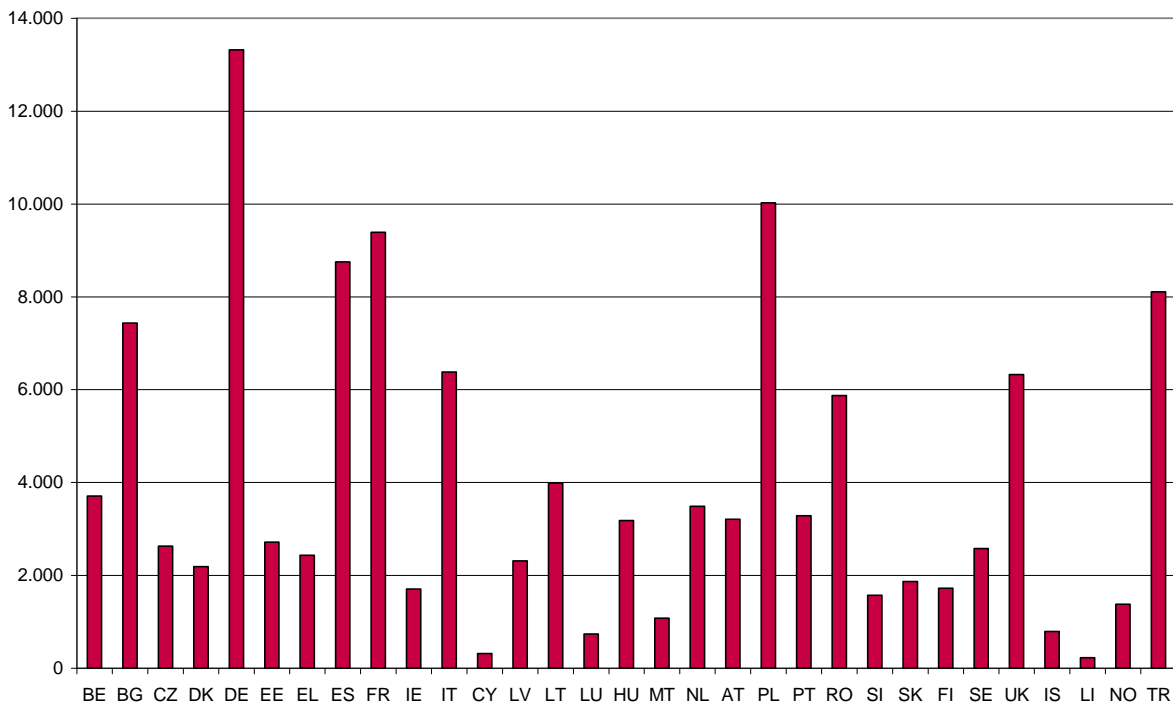
OUTCOMES 2007-2010 - GENERAL OVERVIEW

A general overview of the achievements of the Programme over the four years 2007-2010 is presented in Annex 1.

The main quantitative outcomes are the following:

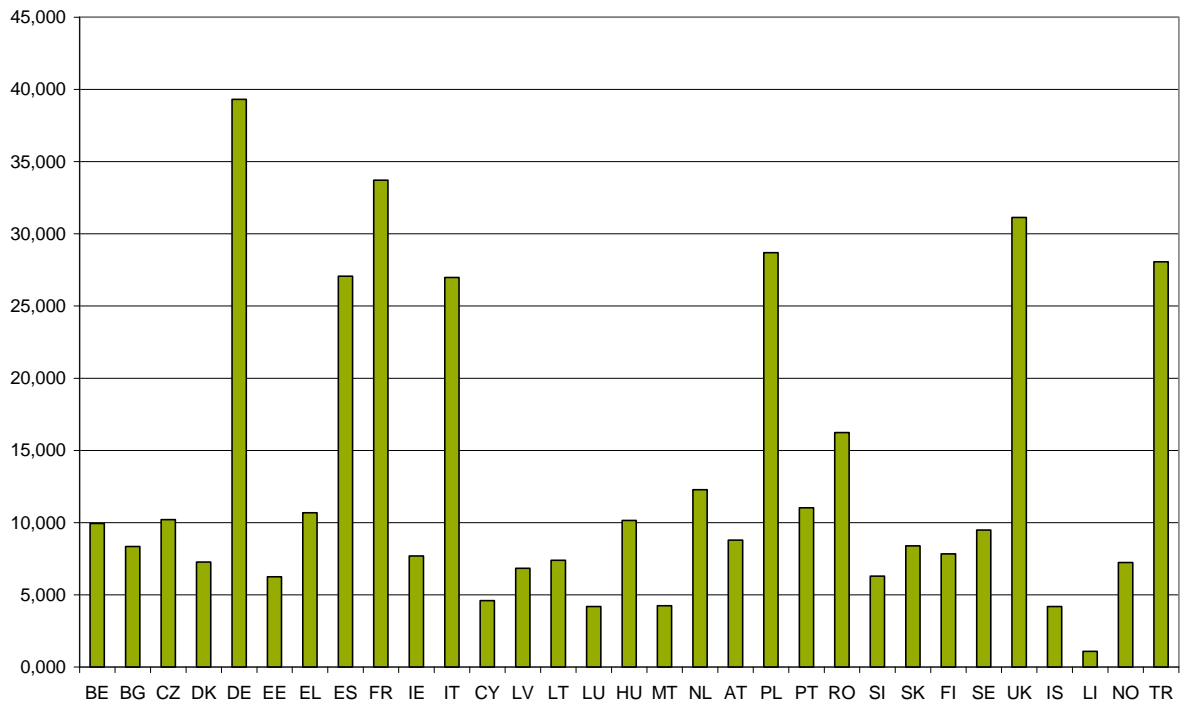
- more than 527 000 persons (390 000 young people and 137 000 youth workers) have participated in YiA;
- 30 100 projects were granted out of 61 000 projects submitted;
- YiA involved annually around 20 000 promoters (youth organisations, informal groups of young people, public bodies...). According to an analysis of 2009 data, the Programme presents a significant renewal rate from year to year in terms of promoters receiving financial support (only 28% of the 2009 beneficiaries were already beneficiaries of YiA in 2008).

Figure 2 - Number of participants per Country (year 2009 only)



The operational appropriations allocated to YiA from 2007 to 2010 amount to EUR 549 million (EUR 485 million from the annual EUR27 budget and EUR 64 million corresponding to additional appropriations including contributions from the EFTA/EEA and candidate countries). These funds have been fully used. The breakdown per Action of the Programme is presented in Annex 2.

Figure 3 - Decentralised funds allocated per Country 2007-2010 (in MioEUR)



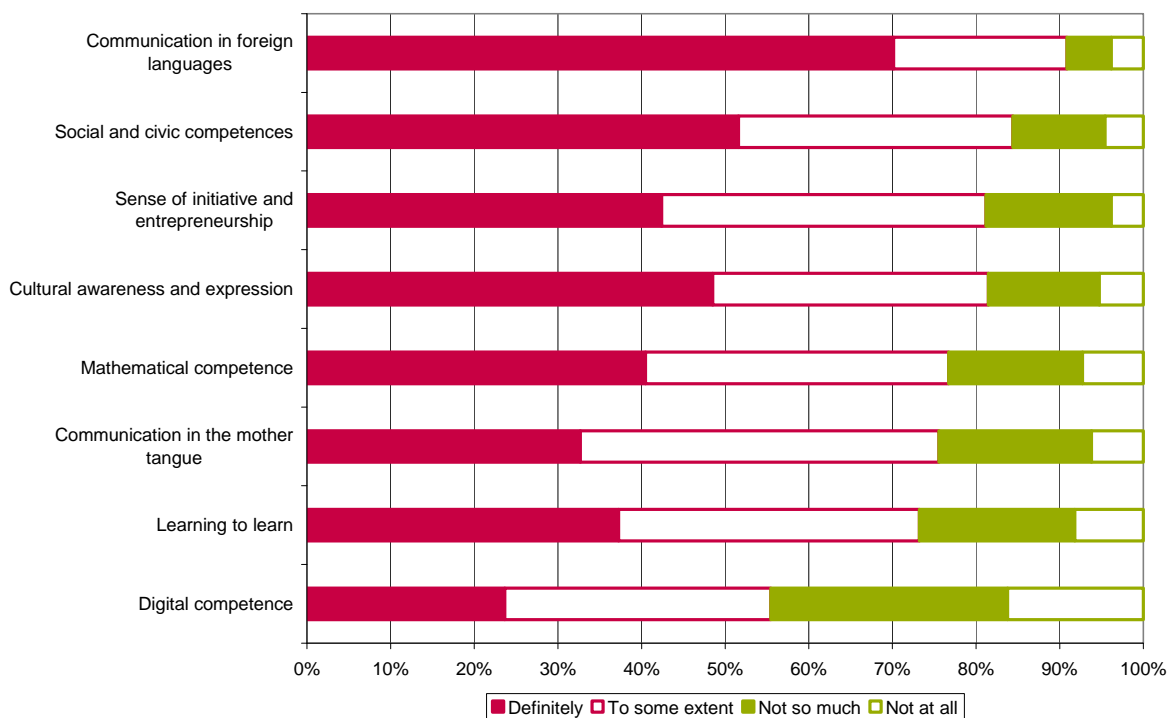
The Programme is well on track in achieving its objectives. A survey launched in March 2011 among a sample of 5300 YiA participants (young people, youth workers, youth organisations) provides a very positive picture of the qualitative impact of the Programme, as regards the skills and competences developed by participants, as well as their being active citizens or feeling European:

- 91% of young people consider that having participated in a YiA project has increased their competences in foreign language;
- 75% learned better how to identify opportunities for their personal or professional future;
- 73% declared they felt more European;
- 92% of youth workers consider they gained skills and knowledge which they would not have developed otherwise;
- 73% of youth organisations stated the number of international projects of their structure had increased.

The following graph displays the average appreciation by young participants, for each of the key competences², of the extent to which they have increased their competences² thanks to their participation in a project supported by the Youth in Action Programme.

² Recommendation of the European Parliament and the Council of 18 December 2006 on key competences for lifelong learning.

Figure 4 - Increase in key competences



MAIN ACTIVITIES SUPPORTED BY THE PROGRAMME

Action 1 - Youth for Europe

This Action, which encompasses three sub-Actions (Youth Exchanges, Youth Initiatives, Youth Democracy Projects), involves the bigger number of participants: around 258 000 young people took part in around 11 500 projects from 2007 to 2010.

Most Youth Exchanges were multilateral ones, involving groups of young people from more than three different countries, a tendency reinforced over the period:

	Youth Exchanges 2007-2010*	
	Number of projects	Number of participants
Bilateral youth exchanges	1.281	36.162
Trilateral youth exchanges	216	6.925
Multilateral youth exchanges	3.786	119.487
Itinerant youth exchanges	235	7.579
Total	5.517	170.153

Youth Initiatives are amongst the most demanded sub-Actions of the Programme, with less than one third of the projects submitted being awarded. They are often seen as having a low threshold for participation, which make them especially valuable for young people with fewer opportunities. These activities are particularly suitable for developing soft skills, triggering group dynamics and stimulating young people's entrepreneurial spirit, notably with a social dimension. This is reflected in the March 2011 survey; participants in Youth Initiatives declared:

- having definitely learned better how to cooperate in a team (77%) or how to develop a good idea and put it into practice (56%);
- having definitely achieved something in the interest of the community or society (62%).

The Youth Democracy Projects were introduced only in 2007 (contrary to Youth Exchanges and Youth Initiatives which were part of the successive European Programmes for young people since 1989). This sub-Action registered a steady increase in the numbers of projects submitted, projects granted and participants over the four years of this take off phase (see figure 1).

Action 2 - European Voluntary Service

The number of volunteers has increased since the beginning of the Programme and was close to 7 000 in 2010. In total more than 23 000 young people have participated in the European Voluntary Service under Youth in Action, bringing the total number of volunteers to around 50 000 since the creation of this scheme 15 years ago.

EVS is a powerful learning experience for young people, stimulating their sense of initiative, autonomy, responsibility, coupled with a strong dimension of competences-development and values-acquisition. EVS has also a positive impact for the hosting communities. This is reflected in the March 2011 survey. Thanks to EVS, young participants:

- feel more confident to move around on their own in other countries for purposes of study, internship, work, travel, etc. (76% replied "definitely"; 19% "to some extent");
- have a clearer idea about their professional career aspirations and goals (76%); they plan to engage in further educational opportunities (87%) and also believe that their job chances have increased (75%);
- feel more aware of common European values (85%) and are more committed to the inclusion of disadvantaged people (81%).

Furthermore, organisations involved in EVS declared that the EVS project was perceived as enrichment by the local environment/community (86%).

Action 3 - Youth in the World

The bulk of the budget allocated to this Action supports projects involving young people (through Youth Exchanges) or youth workers (through Training and Networking activities) from the Neighbouring Countries of the Union; over the period more than 52 000 persons (from Programme Countries or Partner Countries) took part in such activities³.

The participants from the Neighbouring Countries having participated in YiA since 2007 (including those involved in the European Voluntary Service) originated from the following regions:

Furthermore 116 projects have been granted (out of 688 projects submitted) aiming at reinforcing the cooperation in the youth field with other countries of the world.

³ It can be noted that, on top of the YiA budget allocated to this strand of the Programme, funds have been made available through the Balkan Youth Window (funded under the IPA Instrument): over the period 2007-2010 EUR 4 million have supported the participation of an additional 8 000 young people and youth workers.

	Number of participants (2007-2010*) from		
	Eastern Europe and Caucasus	Mediterranean Countries	South-Eastern Europe
European Voluntary Service	1.015	146	363
Coop. With Neighbouring Countries	10.910	4.026	6.191
Total	11.925	4.172	6.554

Action 4 - Youth Support Systems

Most of the budget allocated to this Action supports Training and Networking activities of those active in youth work ("youth workers").

Over the period more than 39 000 youth workers participated in various activity formats proposed under this Action, with close to 1 900 projects granted:

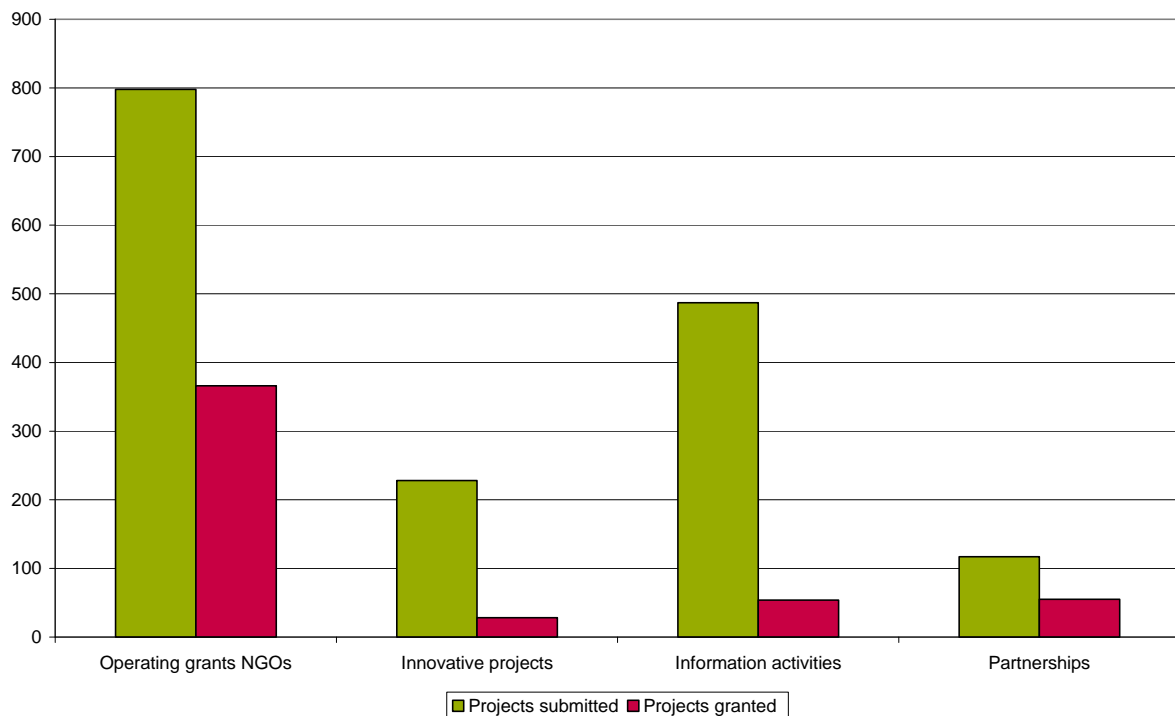
	Training and Networking 2007-2010*	
	Number of projects	Number of participants
Job Shadowing	110	245
Feasibility Visit	220	2.208
Evaluation Meeting	67	1.223
Study Visit	67	1.283
Partnership-Building Activity	195	4.438
Seminar	365	9.138
Training Course	831	19.871
Networking	28	781
Total	1.883	39.187

Moreover more than 79 000 youth workers took part in activities directly managed by the National Agencies through their Training and Cooperation Plans.

Since 2007 Action 4 also offers the following funding opportunities:

- every year around 100 European Youth NGOs receive a grant aimed at co-financing their operating costs. This financial support is provided either on the basis of an annual selection or in the context of three-years framework agreements (a call for such pluriannual agreements has been published for the years 2008-2010 and again in 2010 for the years 2011-2013);
- projects encouraging innovation and quality: two calls for proposals have been published (in 2007 and 2009) with a view to selecting such projects;
- information activities for young people and those active in youth work and youth organisations: three calls for proposals have been published (two in 2008, of which one specifically aimed at supporting information activities linked to the 2009 elections to the European Parliament, and one 2010) with a view to selecting such projects;
- partnerships: since 2008 an annual call aims at selecting partnership projects with regional or local public bodies or European NGOs.

Figure 5 - Projects submitted and granted



Action 5 - Support for European cooperation in the youth field

This Action mainly supports cooperation, seminars and Structured Dialogue between young people, those active in youth work and those responsible for youth policy. There has been a steady increase in the numbers of projects submitted, projects granted and participants over the four years of the take off phase of this new strand of the Programme (see figure 1).

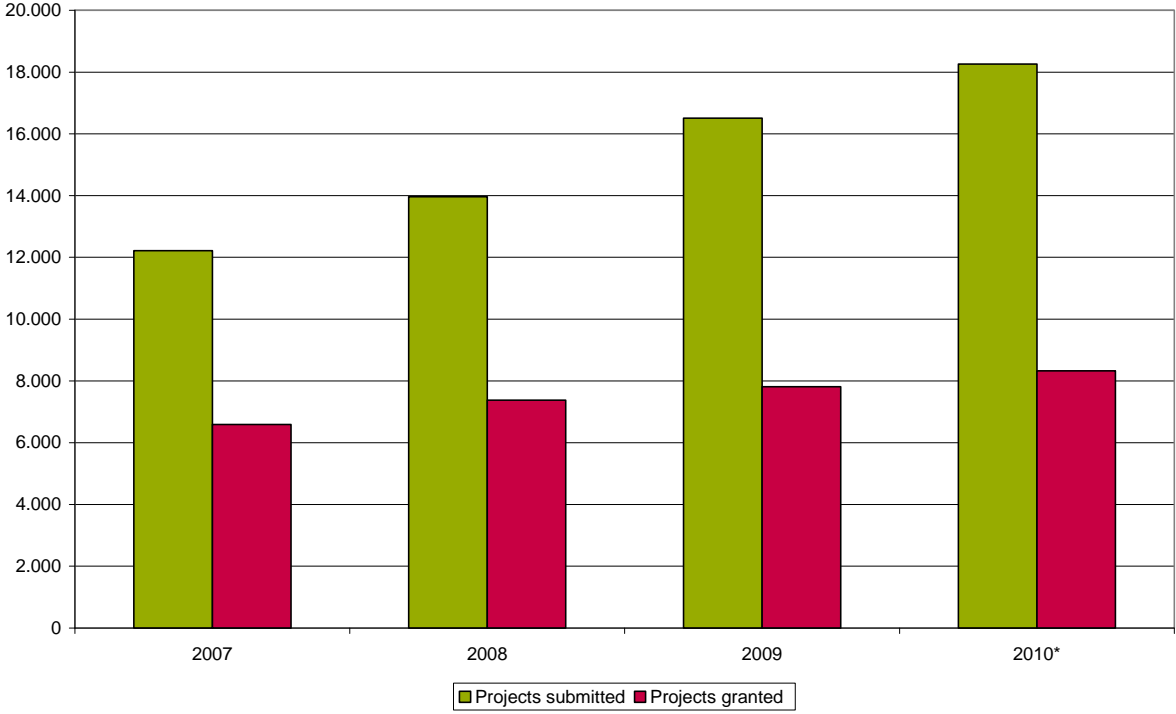
According to the March 2011 survey, participants in activities supported under this Action consider that the projects had – amongst others – the following outcomes:

- an increased interest on European topics (59%);
- an increased perception of Europe's multi-culturality (70%).

Furthermore, according to a survey launched in January 2010, 60% of young people having participated in a Youth in Action project declared that they voted in the 2009 elections for the European Parliament (to be compared to an average participation of 29% among the EU population aged 18-24).

Action 5 also supports aimed at bringing about better knowledge of the youth field as well as partnerships with international organisations (Council of Europe, UN Volunteers).

Figure 6 - Projects submitted and granted (all Actions of the Programme)



Youth in Action - 2007-2010* - Outcomes - General overview

Annex 1

	Youth Exchanges	Youth Initiatives	Youth Democracy Projects	European Voluntary Service	Cooperation with Neighbouring Countries	Training and Networking of youth workers	Meeting of young people and those responsible for youth policy	Sub-total	Cooperation with other Countries	Specific calls for proposals under Action 4	Other sub-Actions	Sub-total	Total
<u>Decentralised management through National Agencies</u>													
Commitments (in MioEUR)	109,6	39,6	27,2	142,8	24,2	48,6	12,1	404,1				404,1	404,1
Number of projects granted	5.475	5.524	447	8.706	1.697	6.348	435	28.632				28.632	28.632
Number of participants	169.008	54.621	32.923	19.917	44.849	114.734	57.002	493.054				493.054	493.054
<u>Centralised management by the Commission or the Executive Agency</u>													
Commitments (in MioEUR)	1,9	0,0	0,4	29,5	6,6	2,9	0,4	41,8	10,0	21,7	71,1	102,9	144,7
Number of projects granted	42	0	13	384	262	147	14	862	116	503	619	619	1.481
Number of participants	1.145	0	945	3.457	7.676	4.099	806	18.128	16.667	16.667	16.667	16.667	34.795
Total													
Commitments (in MioEUR)	111,5	39,6	27,6	172,4	30,8	51,5	12,4	445,9	10,0	21,7	71,1	102,9	548,7
Number of projects granted	5.517	5.524	460	9.090	1.959	6.495	449	29.494	116	503	619	619	30.113
Number of participants	170.153	54.621	33.868	23.374	52.525	118.833	57.808	511.182	16.667	16.667	16.667	16.667	527.849

Budget per Action

Annex 2

	Implementation of YiA - Annual outturn (in MioEUR)				
	2007	2008	2009	2010	Total
Action 1 - Youth for Europe					
Youth Exchanges	26,689	27,462	28,142	29,229	111,522
Youth Initiatives	9,370	9,850	10,023	10,399	39,643
Youth Democracy Projects	7,513	6,837	6,965	6,287	27,602
Total	43,572	44,149	45,131	45,915	178,767
Action 2 - European Voluntary Service	40,434	42,966	44,622	44,366	172,389
Action 3 - Youth in the World					
Cooperation with the Neighbouring Countries of the European Union	7,486	8,096	7,558	7,632	30,772
Cooperation with Other Countries of the World	2,305	2,490	2,565	2,675	10,035
Total	9,791	10,585	10,123	10,307	40,807
Action 4 - Youth Support Systems					
Training and networking of those active in youth work and youth organisation:	12,149	12,656	12,828	13,849	51,482
Support for the structures of the Programme	12,647	13,210	13,695	14,003	53,555
Other sub-Actions	6,121	9,125	8,597	9,220	33,064
Total	30,917	34,992	35,120	37,072	138,101
Action 5 - Support for European cooperation in the youth field					
Meetings of young people and those responsible for youth policy	3,224	3,607	3,533	4,219	14,583
Other sub-Actions	0,775	1,035	0,800	1,469	4,079
Total	3,999	4,642	4,333	5,688	18,662
Grand total	128,713	137,335	139,329	143,348	548,725

FOR MORE INFORMATION:

General information on Youth in Action:

http://ec.europa.eu/youth/youth-in-action-programme/doc74_en.htm

Youth in Action Programme Guide:

http://ec.europa.eu/youth/youth-in-action-programme/doc443_en.htm

Survey on the impact of the Programme:

http://ec.europa.eu/youth/focus/focus1757_en.htm

Interim Evaluation Report:

Report from the Commission:

http://ec.europa.eu/youth/focus/focus1757_en.htm

External evaluators Report:

http://ec.europa.eu/dgs/education_culture/evalreports/index_en.htm

