



# Statistical Report

# 2011





Greening cities and making them sustainable is at the heart of the EIB's activities in urban areas. Around 10% of EIB lending goes to public transport projects.



## Contents

### European Investment Bank

#### 6 European Union

6	Belgium	11	Greece	22	Luxembourg	28	Slovenia
7	Bulgaria	12	Spain	22	Hungary	28	Slovakia
7	Czech Republic	16	France	23	Netherlands	29	Finland
8	Denmark	18	Italy	24	Austria	30	Sweden
8	Germany	21	Cyprus	25	Poland	31	United Kingdom
11	Estonia	21	Latvia	26	Portugal	32	EFTA
11	Ireland	21	Lithuania	27	Romania		

#### 33 Partner Countries

33	Enlargement Countries
35	Eastern Europe, Southern Caucasus and Russia
36	Mediterranean Countries
38	ACP/OCT
41	South Africa
42	Asia and Latin America

#### 43 Statistical Supplement

### European Investment Fund

62	Microfinance signatures
63	Equity signatures
64	Guarantee signatures

# Key statutory figures





## European Investment Bank

### Activity in 2011

(EUR million)

Projects approved	53 467
European Union	46 201
Partner countries	7 266
Signatures	60 880
European Union	53 750
Partner countries	7 130 <sup>(1)</sup>
Disbursements	59 881
European Union	54 833 <sup>(2)</sup>
Partner countries	5 048
Resources raised (before swaps)	76 021
Core currencies (EUR, GBP, USD)	66 846
Other currencies	9 175

### Situation as at 31.12.2011

Outstandings	
Loans disbursed	395 597
Loans to be disbursed	85 807
Financing from budgetary resources	9 817
Borrowings	401 436
Own funds	42 478
Balance sheet total	471 848
Net profit for year	2 292
Subscribed capital	232 393
of which uncalled	220 773



## European Investment Fund

### Activity in 2011

Signatures	2 654
Venture capital (49 funds)	1 126
Guarantees (47 operations)	1 461
Microfinance (17 operations)	67

### Situation as at 31.12.2011

Portfolio	10 368
Venture capital - assets under management (373 funds)	5 919
Guarantees - positions (221 operations)	4 372
Microfinance (23 operations)	77
Accumulated signatures <sup>(3)</sup>	
Venture capital (373 funds)	7 328
Guarantees (221 operations)	5 177
Microfinance (23 operations)	77
Own funds	1 031
Balance sheet total	1 217
Net profit for year	- 10
Subscribed capital	3 000
of which called up	600

<sup>(1)</sup> Signatures in the partner countries amount to EUR 7 129.47m and have been rounded up to EUR 7 130m.

<sup>(2)</sup> Disbursements in the European Union amount to EUR 54 833.59m and have been rounded down to EUR 54 833m.

<sup>(3)</sup> excluding terminated deals

# European Investment Bank



THANET OFFSHORE WINDFARM  
Construction of large  
offshore wind farm (300 MW)  
east of London in Thames estuary,  
United Kingdom



## Geographical breakdown of finance contracts signed (EUR million)

	2011		2007-2011	
	Amount	%	Amount	%
Belgium (BE)	1 333	2.2	7 124	2.2
Bulgaria (BG)	156	0.3	2 008	0.6
Czech Republic (CZ)	1 246	2.0	7 591	2.4
Denmark (DK)	155	0.3	1 552	0.5
Germany (DE)	6 112	10.0	36 312	11.5
Estonia (EE)	183	0.3	1 186	0.4
Ireland (IE)	475	0.8	2 531	0.8
Greece (GR)	958	1.6	7 597	2.4
Spain (ES)	9 079	14.9	44 689	14.1
France (FR)	4 954	8.1	24 927	7.9
Italy (IT)	8 436	13.9	40 553	12.8
Cyprus (CY)	180	0.3	992	0.3
Latvia (LV)	36	0.1	1 316	0.4
Lithuania (LT)	11	0.0	1 257	0.4
Luxembourg (LU)	108	0.2	776	0.2
Hungary (HU)	1 399	2.3	7 772	2.5
Malta (MT)	-	-	290	0.1
Netherlands (NL)	860	1.4	6 071	1.9
Austria (AT)	2 020	3.3	7 813	2.5
Poland (PL)	5 279	8.7	20 745	6.5
Portugal (PT)	2 095	3.4	13 417	4.2
Romania (RO)	917	1.5	4 088	1.3
Slovenia (SI)	335	0.6	2 138	0.7
Slovakia (SK)	400	0.7	2 367	0.7
Finland (FI)	1 403	2.3	4 872	1.5
Sweden (SE)	708	1.2	6 475	2.0
United Kingdom (GB)	4 782	7.9	23 028	7.3
EFTA <sup>(1)</sup>	130	0.2	180	0.1
<b>European Union</b>	<b>53 750</b>	<b>88.3</b>	<b>279 667</b>	<b>88.2</b>
<i>of which JESSICA resources</i>	735		852	
Enlargement Countries	3 451	5.7	17 815	5.6
Eastern Europe, Southern Caucasus and Russia	776	1.3	2 039	0.6
Mediterranean Countries	975	1.6	7 846	2.5
ACP/OCT	591	1.0	3 701	1.2
South Africa	165	0.3	811	0.3
Asia and Latin America	1 171	1.9	5 074	1.6
<b>Partner Countries</b>	<b>7 129</b>	<b>11.7</b>	<b>37 287</b>	<b>11.8</b>
<i>of which budgetary resources</i>	214		1 839	
<b>Total</b>	<b>60 880</b>	<b>100.0</b>	<b>316 954</b>	<b>100.0</b>

### Note:

Amounts are expressed in EUR million. The conversion rates used by the EIB for recording statistics of its financing operations – contract signatures and disbursements – as well as of its borrowings are those obtaining on the last working day of the month before the date of the operation.

As round figures are used, it is possible that the totals do not correspond to the sum of the individual amounts.

In the list of operations within the European Union, the Community policy objectives with which loans comply are indicated by these symbols in the right-hand column:

- ↗ convergence
- ⇄ transport project of common interest
- ⚡ energy project of common interest
- ≈ environment and sustainable communities
- 📖 knowledge economy
- 🏠 SME

Unless otherwise indicated, credit lines cover a number of sectors.

In the list of operations outside the European Union loans from own resources are indicated by \*.

and financing operations from budgetary resources, in the form of either a conditional loan or an equity participation, by ▲.

<sup>(1)</sup> Financing operations in the members of the European Free Trade Association (EFTA) equivalent to operations in the European Union. Since 2010, Iceland has formed part of the group of Enlargement Countries. Historical amounts are included under this new heading.

# European Investment Bank

## European Union

SPGE Waste Water IV, Belgium



➤ convergence
➤ transport project of common interest
➤ energy project of common interest
➤ environment and sustainable communities
➤ knowledge economy
➤ SME

### Belgium

**Finance contracts signed:**

**1 333 million**

Individual loans:

1 009 million

Credit lines:

324 million



#### Individual loans

			➤	➤	➤	➤	➤	➤
Purchase of ten high-speed passenger train sets for use on TEN-T network	Société Nationale des Chemins de Fer Français	7.4	■					
	Société Nationale des Chemins de Fer Belges	0.7	■					
	London & Continental Railways Ltd	5.4	■					
Construction of second lock providing access to inner basins of Waasland port area on left bank of Scheldt	Gemeentelijk Autonoom Havenbedrijf Antwerpen	160.5	■					
Acquisition of around 80 new locomotives	Mitsui Rail Capital Europe B.V.	10.0				■		
Construction of wastewater collection and treatment facilities in Walloon region	Société publique de gestion de l'eau	100.0	■					
Demolition, upgrading, refurbishment and construction of social housing	Vlaamse Maatschappij voor Sociaal Wonen NV	95.0				■		
RDI concerning advanced compressor, mining and construction technologies in Sweden and Belgium	Atlas Copco AB	126.5					■	
R&D involving next generation of electronic projectors and display technologies on sites in Germany, Belgium and Italy	Barco N.V.	36.5					■	
Construction of health science campus for Catholic University of Leuven	Katholieke Universiteit Leuven	87.0				■		
Refurbishment, upgrading and expansion of hospitals throughout country	Public Entities	200.0	■					
	Acceptable Corporate(s)	50.0	■					
Refurbishment and construction of university buildings, laboratories and student accommodation on campus of Catholic University of Louvain	Université Catholique de Louvain	80.0				■		
Construction of 544-bed hospital designed to consolidate all services in new building on site of Maria Middelares Hospital (Ghent)	AZ Maria Middelares	50.0				■		

#### Credit lines

Financing of small and medium-scale projects carried out by SMEs	ING Bank N.V.	93.8						■
	KBC Bank NV	80.0						■
	Fortis Banque SA	150.0						■





## Bulgaria

Finance contracts signed:

156 million

Individual loans:

28 million

Credit lines:

129 million



### Individual loans

Description	Beneficiary	Value (million)	2011	2010	2009	2008	2007
Subscription to private equity fund targeting renewable energy projects	Special purpose entity/fund	2.5					
Implementation of integrated solid waste management system in Sofia	Sofia Municipality	15.0					
RDI involving product development of automotive interiors and seating systems in Germany, Hungary, Bulgaria and Slovakia	Special purpose entity/fund	10.0					

### Credit lines

Description	Beneficiary	Value (million)	2011	2010	2009	2008	2007
Financing of small and medium-scale projects carried out by SMEs	ProCredit Bank (Bulgaria) AD	20.0					
	Regional Urban Development Fund AD	18.9					
	CIBANK JSC	30.0					
Financing of projects carried out by SMEs and midcaps	Raiffeisenbank (Bulgaria) EAD	50.0					
	Sogelease Bulgaria EOOD	10.0					

## Czech Republic

Finance contracts signed:

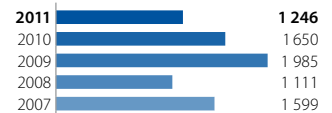
1 246 million

Individual loans:

666 million

Credit lines:

580 million



### Individual loans

Description	Beneficiary	Value (million)	2011	2010	2009	2008	2007
Financing of 2010-2011 photovoltaic power generation investment programme	ČEZ, a.s.	80.0					
Two-year investment programme (July 2011-June 2013) to reinforce and extend electricity distribution network	ČEZ Distribuce, a.s.	100.0					
Upgrading of road network in South Bohemia	Jihočeský kraj	45.2					
Acquisition of around 80 new locomotives	Mitsui Rail Capital Europe B.V.	5.0					
Double-track extension of line A of Prague metro between Dejvická and Motol	Dopravní podnik hl. m. Prahy - Metro a.s.	335.7					
RDI involving automotive metal applications in Czech Republic, Romania, Slovakia, Hungary and Turkey	Corporación Gestamp S.L.	25.4					
Production of A and B segment vehicles at plants in Trnava (Slovakia) and Kolín (Czech Republic)	Toyota Peugeot Citroën Automobile Czech, s.r.o.	45.0					
	PCA Slovakia, s.r.o.	30.0					

### Credit lines

Description	Beneficiary	Value (million)	2011	2010	2009	2008	2007
Financing of small and medium-scale renewable energy and environmental projects carried out by SMEs	UniCredit Bank Czech Republic, a.s.	100.0					
	Raiffeisenbank a.s.	100.0					
	Raiffeisen - Leasing Real Estate, s.r.o.	30.0					
	Raiffeisen - Leasing, s.r.o.	20.0					
	Česká spořitelna, a.s.	150.0					
	Komerční banka, a.s.	60.0					
Financing of small and medium-scale projects mainly carried out by SMEs and midcaps	UniCredit Bank Czech Republic, a.s.	100.0					
Financing of small and medium-scale projects mainly carried out by SMEs and midcaps in Czech Republic and Slovakia	SG Equipment Finance Czech Republic s.r.o.	20.0					

## Denmark

**Finance contracts signed:**

**155 million**

Individual loan:

100 million

Credit lines:

55 million



### Individual loan

Description	Entity	Value (million)	2011	2010	2009	2008	2007
Installation of monopolar high voltage direct current link between Norway and Denmark across Skagerrak strait	Statnett SF	100.0	█				

### Credit lines

Description	Entity	Value (million)	2011	2010	2009	2008	2007
Financing of small and medium-scale projects carried out by SMEs	Spar Nord Bank	40.0					█
	Ringkjøbing Landbobank A/S	15.0					█

## Germany

**Finance contracts signed:**

**6 112 million**

Individual loans:

4 712 million

Credit lines:

1 400 million



### Individual loans


Description	Entity	Value (million)	2011	2010	2009	2008	2007
Construction of combined heat and power plant fuelled by residual waste from various sources in Spremberg	Hamburger Rieger GmbH & Co. KG	70.0	█				
Construction of medium-sized offshore wind farm in Baltic Sea	Special purpose entity/fund	80.0	█				
Construction of 400 MW wind farm north-west of German island of Borkum	Global Tech I Offshore Wind GmbH	500.0			█		
Upgrading of electricity distribution grid in Munich area	Stadtwerke München GmbH	100.0			█		
Widening of A8 motorway between Augsburg and Ulm	Freistaat Bayern	208.6			█		
	Land Baden-Württemberg						
Construction of tram maintenance depot in Leipzig and purchase of rolling stock	Leipziger Verkehrsbetriebe (LVB) GmbH	60.0	█				
Construction of tram lines to improve public transport system	KASIG - Karlsruher Schieneninfrastruktur-Gesellschaft mbH	33.4			█		
Acquisition of around 80 new locomotives	Mitsui Rail Capital Europe B.V.	20.0				█	
Framework loan for rollout of around seven local or regional fibre optic access networks in State of Schleswig-Holstein	Investitionsbank Schleswig-Holstein	125.0					█
Restructuring of wastewater systems in Ruhr area (North Rhine-Westphalia)	Emschergenossenschaft	450.0				█	
Urban renewal and regeneration programme (2009-2013) in Brandenburg	Investitionsbank des Landes Brandenburg	130.0	█				
R&D focusing on plastics, rubber, intermediates and specialty chemicals	Lanxess AG	200.0					█
RDI aimed at developing new generation of widebody Airbus aircraft	Airbus SAS	200.0					█
RDI focusing on vehicle thermal control mainly on Stockdorf site (Munich)	Webasto AG	50.0					█
RDI involving development of energy efficient white goods and small home appliances at several centres	BSH Bosch und Siemens Hausgeräte GmbH	300.0					█
RDI aimed at developing leading-edge technologies and strategic innovations in field of specialty chemicals	Evonik Industries AG	200.0					█
RDI of truck division to improve fuel consumption, reduce emissions and enhance overall efficiency of fleet at centres in Stuttgart and Wörth	Daimler AG	400.0					█
RDI aimed at improving energy efficiency of complex paintshop technologies in automotive industry	Dürr AG	40.0					█
RDI involving product development of automotive interiors and seating systems in Germany, Hungary, Bulgaria and Slovakia	Special purpose entity/fund	5.0	█				



GLOBAL TECH | OFFSHORE  
WINDPARK  
Construction of 400 MW wind farm  
north-west of German island of  
Borkum in the North Sea, Germany

Germany			←	→	↺	↻	⌂
RDI involving automotive metal applications in Czech Republic, Romania, Slovakia, Hungary and Turkey	Corporación Gestamp S.L.	25.2	█				
Extension of existing thin-film photovoltaic module manufacturing plant in Frankfurt/Oder (Brandenburg) and installation of four new production lines	First Solar Manufacturing GmbH	48.5		█			
RDI in field of combustion engines and propulsion systems and components in Germany (Stuttgart, Friedrichshafen, Augsburg and Munich)	Tognum AG	200.0			█		
Development and deployment of innovative car batteries for use in micro-hybrid vehicles	Johnson Controls Inc.	75.0	█			█	
Expansion of semi-conductor manufacturing plant in Dresden	Globalfoundries Management Services LLC & Co. KG	300.0	█				
RDI involving door opening, automation, identification and control systems in several countries	ASSA ABLOY AB (publ)	31.9				█	
RDI involving industrial production tools and mining and construction equipment in Sweden, Finland and Germany	Sandvik AB	25.0				█	
Development of complete system of components for hybridisation of passenger vehicles' powertrains on existing sites in Germany	Bayerische Motoren Werke AG	325.0				█	
R&D involving next generation of electronic projectors and display technologies on sites in Germany, Belgium and Italy	Barco N.V.	9.5				█	
R&D concerning new business management software applications	SAP AG	200.0				█	
R&D concerning electronic transaction systems and business process excellence	Software AG	100.0				█	
Framework loan for financing PPP projects	Investitionsbank des Landes Brandenburg	45.5	█			█	
	NRW.Bank	40.0	█			█	
	Investitionsbank Schleswig-Holstein	45.5	█			█	
	Thüringer Aufbaubank	20.0	█			█	
	Wirtschafts- und Infrastrukturbank Hessen	50.0	█			█	

## Germany



### Credit lines

Financing of limited-scale projects relating primarily to environmental protection and improvement, as well as projects in knowledge economy and health sectors	Investitionsbank Schleswig-Holstein	150.0									
Financing of smaller-scale energy projects	Landesbank Saar	100.0									
Cofinancing of limited-scale knowledge economy projects	Landesbank Hessen-Thüringen Girozentrale	100.0									
Financing of smaller-scale media development projects in Berlin and Brandenburg	Investitionsbank des Landes Brandenburg	50.0									
Financing of small and medium-scale SME projects in Hamburg and Schleswig-Holstein	HSH Nordbank AG	50.0									
Financing of regional development lending to public, semi-public and private entities in Thuringia	Thüringer Aufbaubank	100.0									
Financing of small and medium-scale energy (especially renewable energy) projects	HSH Nordbank AG	50.0									
Financing of small-scale investment projects eligible under environment and sustainable communities objective, including renewable energy projects	Commerzbank AG	200.0									
Financing of small and medium-scale projects carried out by SMEs and midcaps	Commerzbank AG	150.0									
	UniCredit Leasing GmbH	50.0									
Financing of projects carried out by SMEs	Coöperatieve Centrale Raiffeisen-Boerenleenbank B.A. (Rabobank)	100.0									
Financing of sustainable, competitive and secure energy projects carried out by SMEs	Deutsche Kreditbank AG	200.0									
	Bayerische Landesbank	100.0									



EESTI ENERGIJA GENERATION  
 ENHANCEMENT  
 Construction of wind farms  
 in Aulepa and Narva, Estonia



## Estonia

**Finance contracts signed:**

**183 million**

Individual loans:

179 million

Credit line:

5 million



### Individual loans

Description	Beneficiary	Value (million)	2011	2010	2009	2008	2007
Construction of one line waste incineration plant with energy recovery capacities of 20 MW electrical and 50 MW thermal (for district heating) in Tallinn	Eesti Energia AS	50.0	█				
Construction and operation of two onshore wind farms in Narva and Paldiski	Eesti Energia AS	45.0	█				
Expansion of 3G broadband mobile network	Elisa Oyj	40.0	█				
Extension and renovation of North Estonia Medical Centre	Sihtasutus Põhja-Eesti Regionaalhaigla	43.5	█				

### Credit line

Description	Beneficiary	Value (million)	2011	2010	2009	2008	2007
Lease financing of projects carried out by SMEs in Latvia, Estonia and Lithuania	UniCredit Leasing SIA	4.5	█				

## Ireland

**Finance contracts signed:**

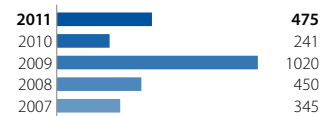
**475 million**

Individual loans:

325 million

Credit line:

150 million



### Individual loans

Description	Beneficiary	Value (million)	2011	2010	2009	2008	2007
Multiannual investment programme involving electricity transmission and distribution facilities	Acceptable Corporate(s)	235.0	█				
Construction of science centre, refurbishment and construction of student accommodation and construction of "Science Link" building and law school buildings in Dublin	University College Dublin	90.0					█

### Credit line

Description	Beneficiary	Value (million)	2011	2010	2009	2008	2007
Financing of small and medium-scale projects carried out by SMEs	Allied Irish Banks p.l.c.	150.0					█

## Greece

**Finance contracts signed:**

**958 million**

Individual loans:

560 million

Credit lines:

398 million



### Individual loans

Description	Beneficiary	Value (million)	2011	2010	2009	2008	2007
Upgrading and extension of electricity transmission and distribution grids throughout country	Public Power Corporation S.A.	160.0	█				
Construction of maximum 832 MWe combined-cycle gas turbine power plant in Megalopolis, central Peloponnese	Public Power Corporation S.A.	150.0	█				
Construction and commissioning of extension of metro line 3 to Piraeus district	Attiko Metro SA	250.0					█

### Credit lines

Description	Beneficiary	Value (million)	2011	2010	2009	2008	2007
Financing of small and medium-scale projects carried out by SMEs	National Bank of Greece SA	83.3	█				
	Pancretan Cooperative Bank	50.0	█				
	TT Hellenic Postbank S.A.	7.4	█				
	Pancretan Cooperative Bank	7.4	█				
	National Bank of Greece SA	250.0	█				

## Spain

**Finance contracts signed: 9 079 million**

Individual loans: 6 849 million  
Credit lines: 2 230 million



### Individual loans

Description	Entity	Value (million)	2011	2010	2009	2008	2007
Conversion of abandoned Amposta oil field into major natural gas storage facility around 22 km off east coast of Spain in Mediterranean Sea	Special purpose entity/fund	100.0					
Upgrading and extension of gas transmission network in Spain	Enagás S.A.	200.0					
Construction of small-scale concentrated solar power plant with nominal production capacity of 17 MWe in La Monclova, municipality of Fuentes de Andalucía, between Córdoba and Seville	Gemasolar 2006 S.A.	30.0					
Construction and operation of three wind farms with total capacity of 113 MW in Castilla y León	La Caldera Energía Burgos S.L.	28.3					
	Parque Eólico Tesosanto S.L.						
	Parque Eólico Sierra de Las Cabras S.L.						
Construction of two large-scale concentrated solar thermal power plants in Ciudad Real (Castilla-La Mancha)	Helios I Hyperion Energy Investments S.L.	30.6					
	Helios II Hyperion Energy Investments S.L.	30.6					
Construction of two concentrated solar thermal power plants in Alcázar de San Juan (Ciudad Real province)	Manchasol-2 Central Termosolar Dos S.L.	25.0					
Construction of two concentrated solar thermal power plants in Andalusia	Termesol-50 SA	44.0					
	Arcosol-50 SA	44.0					
Financing of renewable energy and energy efficiency projects carried out by public entities and corporates in Spain	Banco de Sabadell	100.0					
RDI in fields of conventional energy generation, energy transmission and distribution and renewable energy	Iberdrola S.A.	98.0					
	Scottish Power Ltd	42.0					
Reinforcement and upgrading of electricity distribution network throughout country	Iberdrola Distribución Eléctrica S.A.	200.0					
Reinforcement and expansion of gas distribution grids in 11 Spanish regions	Gas Natural SDG S.A.	350.0					





Spain			↶	↷	⚡	≈	⚙	🏠
Construction of 12.8 km tram line in Zaragoza	Ayuntamiento de Zaragoza	34.0						
	Sociedad de Economía Mixta Los Tranvías de Zaragoza S.A.	66.2						
Construction and rehabilitation of 150 km motorway from Cervera (Lleida) to Caldes de Malavella (Girona) in Catalonia	Cedinsa Eix Transversal Concessionaria De La Generalitat De Catalunya SA	30.0						
Construction of new high-speed rail line between Madrid and Valencia and refurbishment of Valencia station	Administrador de Infraestructuras Ferroviarias	650.0						
Construction of new 24 km section of AP46 motorway, between Malaga and Las Pedrizas in Andalusia	Special purpose entity/fund	50.0						
	Autopista del Guadalmedina Concesionaria Española SA	40.8						
Framework loan for financing priority small and medium-scale urban regeneration projects in Barcelona	Ajuntament de Barcelona	50.0						
Framework loan for financing small and medium-scale infrastructure projects in Asturias region	Principado de Asturias	110.0						
Extension of metro lines to cities of Sabadell and Terrassa in Catalonia	Generalitat de Catalunya	122.3						
Construction of high-speed rail line between Madrid and Alicante (priority TEN)	Administrador de Infraestructuras Ferroviarias	200.0						
Construction of 2-track tunnel to connect Madrid-Valladolid high-speed rail line to rest of network	Administrador de Infraestructuras Ferroviarias	300.0						
Financing of small and medium-scale human capital, urban renewal, transport infrastructure and environmental projects	Generalitat de Catalunya	100.0						
Development of infrastructure of Gran Canaria airport	Ente Público de Aeropuertos Españoles y Navegación Aérea - AENA	200.0						
Expansion of airports in Balearic Islands	Ente Público de Aeropuertos Españoles y Navegación Aérea - AENA	300.0						
Second framework loan supporting investment in areas of human capital, urban renewal, transport infrastructure, ICT, RDI and environment	Comunidad Autónoma de Aragón	150.0						
Construction of facilities to improve public transport and road safety in greater Barcelona area	TABASA Infraestructures i Serveis de Mobilitat SA	54.0						



THERMOSOLAR GEMASOLAR  
Construction of small-scale concentrated solar power plant (17 MWe) in La Monclova between Córdoba and Seville, Spain

**CASTILLA Y LEON ENVIRONMENT**  
 Investment programme in water, sanitation and forestry sectors in Castilla y León region, Spain



Spain			
Rehabilitation and construction of new facilities (berths and terminals for bulk, general cargo and ro-ro traffic)	Autoridad Portuaria de Bilbao	60.0	
Expansion of container and liquid bulk facilities at port of Tarragona	Autoridad Portuaria de Tarragona	60.0	
Undergrounding of two sections of existing surface rail lines in greater Valencia area	Comunidad Valenciana	50.0	
Construction of container terminal at port of Cadiz	Autoridad Portuaria de la Bahía de Cádiz	60.0	
Construction of composting, mechanical biological treatment and waste-to-energy facilities in Guipúzcoa	Consortio de Residuos de Gipuzkoa	195.0	
Upgrading of wastewater treatment facilities in Valencia region	Comunidad Valenciana	100.0	
Upgrading of sanitation infrastructure in Asturias region	Principado de Asturias	158.0	
Upgrading of Madrid's water and sanitation facilities	Canal de Isabel II	200.0	
Investment programme in water, sanitation and forestry sectors in Castilla y León	Comunidad Autónoma de Castilla y León	300.0	
Investment programme promoting rural development and environmental improvement in Galicia	Comunidad Autónoma de Galicia	50.0	
Upgrading of water and sanitation facilities in Guipúzcoa province	Consortio de Aguas de Gipuzkoa	25.0	
Financing of water and sanitation infrastructure and public buildings in La Rioja	Comunidad Autónoma de La Rioja	80.0	
Construction of affordable rented social housing in Catalonia	Caja de Ahorros y Pensiones de Barcelona La Caixa	10.0	
	Banco Bilbao Vizcaya Argentaria SA	20.0	
	Institut Català de Finances	65.0	
	Caixabank SA	30.0	





Spain			↶	↷	⚡	♻️	♿	♻️	♻️	♻️
RDI aimed at developing lighter structural components for aircraft (Toledo, Castilla-La Mancha)	Aernnova Aerospace S.A.	18.0	█							
RDI aimed at developing new generation of widebody Airbus aircraft	Airbus SAS	50.0								█
Construction of energy recovery plant in Zaragoza (Spain) and recycled paper mill in Partington (United Kingdom)	Sociedad Anónima Industrias Celulosa Aragonesa	54.3				█				
RDI involving development of aero-engine parts in Ajalvir (Madrid) and Zamudio (Bilbao)	Industria de Turbo Propulsores, S. A.	50.0								█
R&D and product/process innovation relating to electronic equipment for renewable energies	Ingeteam SA	45.0								█
RDI involving automotive metal applications in Czech Republic, Romania, Slovakia, Hungary and Turkey	Corporación Gestamp S.L.	72.0	█							█
Investment programmes to foster knowledge economy and sustainable communities in Basque Country	Comunidad Autónoma del País Vasco	400.0								█
Educational, cultural, health and social infrastructure schemes in Castilla-La Mancha	Comunidad Autónoma de Castilla-La Mancha	50.0	█							█
Investment in research in ten public universities in Andalusia	Comunidad Autónoma de Andalucía	300.0	█							█
Construction of hospital in Burgos	Nuevo Hospital de Burgos SA	128.0	█							█
Construction of hospital on greenfield site to replace existing establishment in Palma, Majorca	Concesionaria Hospital Son Dureta S.A.	60.0								█
Construction and modernisation of higher education facilities at University of Castilla-La Mancha	Comunidad Autónoma de Castilla-La Mancha	54.0	█							█
Improvement of health and education facilities in Murcia region	Comunidad Autónoma de la Región de Murcia	100.0	█							█
Financing of campaigns for prevention and extinction of forest fires, rehabilitation and reforestation of over 5 110 ha of fire-damaged El Rodenal forest (Castilla-La Mancha)	Comunidad Autónoma de Castilla-La Mancha	25.0	█							█
Environmental improvements in Andalusia	Comunidad Autónoma de Andalucía	200.0	█							█

### Credit lines

Financing of small and medium-scale projects	Banco Santander SA	100.0								█
	Banco Bilbao Vizcaya Argentaria SA	40.3	█							█
	AC JESSICA Andalucía SA	40.0	█							█
	Bankoia SA	40.0	█							█
	Caja de Ahorros y Monte de Piedad de Gipuzkoa y San Sebastián	100.0	█							█
	Instituto de Crédito Oficial	500.0	█							█
	Banca March SA	100.0	█							█
	Caixabank SA	200.0	█							█
	Caja Laboral Popular Sociedad Cooperativa de Crédito Ltda	75.0	█							█
	Caja de Ahorros de Vitoria y Álava	75.0	█							█
Financing of infrastructure investments implemented by public sector authorities or entities	Instituto de Crédito Oficial	200.0	█							█
Financing of limited-scale projects carried out by public sector entities mainly in convergence regions	Banco Bilbao Vizcaya Argentaria SA	200.0	█							█
Financing of small and medium-scale multi-sector projects mainly undertaken by SMEs in Valencia region	Instituto Valenciano de Finanzas	100.0	█							█
Financing of small and medium-scale projects carried out by SMEs in Castilla-La Mancha	Instituto de Finanzas de Castilla-La Mancha SA	60.0	█							█
Financing of small and medium-scale projects carried out by SMEs and midcaps	Banco Popular Español SA	200.0	█							█
	Banco de Sabadell	200.0	█							█

## France

**Finance contracts signed: 4 954 million**

Individual loans: 4 354 million  
Credit lines: 600 million



### Individual loans

Project Description	Beneficiary	Value (million)	2011	2010	2009	2008	2007
Construction and operation of combined-cycle gas turbine power plant	Poweo Toul Production	165.0					
Construction of high voltage direct current (HVDC) underground cable link between Baixas (Languedoc-Roussillon/France) and Santa Llogaia (Catalonia/Spain)	Inelfe	100.0					
Regional rollout of new photovoltaic power generation capacity	Crédit Agricole SA	100.0					
	BPCE	100.0					
Construction of high-speed rail line between Saint Avertin (south of Tours) and Ambarès-et-Lagrave (north of Bordeaux), passing west of Poitiers and through Villognon	Special purpose vehicle	1185.7					
Construction of second tramway line in Orléans (Centre region)	Communauté d'agglomération Orléans Val de Loire	100.0					
Construction of first tram line in greater Le Havre (Seine Maritime, Upper Normandy region)	Communauté de l'Agglomération Havraise	60.0					
Construction of third tram line serving Juvignac, Montpellier, Lattes and Pérols	Public Entities	75.0					
Modernisation of rolling stock operated on commuter lines in Île-de-France region	Syndicat des Transports d'Île-de-France	600.0					
Upgrading to motorway standard of RN10-A63 between Salles (Gironde) and Saint-Geours-de-Maremne (Landes)	République française	184.0					
Construction and maintenance of double-track high-speed rail line between Rennes and Nantes and 32 km of links to existing network	Réseau Ferré de France	552.5					
Construction of first tram line in Tours conurbation, linking northern districts to southern urban centre of Joué-les-Tours via city centre	Syndicat Intercommunal des Transports en Commun de l'Agglomération Tourangelle	75.0					
Construction of Reims motorway bypass and improvement of trans-European network in northern and eastern France	Société des Autoroutes Paris-Normandie	40.0					
	Sanef	60.0					



TRANSPORTS URBAINS  
 ÎLE-DE-FRANCE  
 Modernisation of rolling stock  
 operated on commuter lines  
 in Île-de-France region, France



**INELFE INTERCONEXION FRANCE – SPAIN**  
Construction of high voltage direct current (HVDC) underground cable link between Baixas (Languedoc-Roussillon/France) and Santa Llogaia (Catalonia/Spain). The interconnector will have a rated capacity of 2 000 MW, terminal voltage of 320 kV and length of 63 km. In the section crossing, the Pyrenees (Massif des Albères), the interconnector will be installed in a tunnel with a length of 8.5 km and diameter of 3.5 metres.

## France

			📍	🔄	🏠	🏢	🏡	🏠
Purchase of ten high-speed passenger train sets for use on TEN-T network	Société Nationale des Chemins de Fer Français	81.0	█					
	Société Nationale des Chemins de Fer Belges	7.4	█					
	London & Continental Railways Ltd	58.9	█					
Road safety improvements, soft transport schemes (pedestrian and cycle paths) and urban rehabilitation	Communauté Urbaine de Lyon	100.0			█			
Construction of second phase of "LGV Est" high-speed rail line between Nancy/Metz and Strasbourg	Région Alsace	40.0	█					
Acquisition of around 80 new locomotives	Mitsui Rail Capital Europe B.V.	5.0				█		
Construction of tram lines and purchase of tram sets serving first ring of suburbs around Paris	Syndicat des Transports d'Île-de-France	29.0				█		
Framework loan for financing water and sanitation projects throughout country	Dexia Crédit Local	60.0					█	
Construction and refurbishment of social housing stock throughout France	Dexia Crédit Local	75.0					█	
Construction and refurbishment of public buildings exceeding current energy and environmental standards	Crédit Agricole SA	100.0				█		
RDI aimed at discovery and development of new molecular entities at centres in Toulouse, St Julien-en-Genevois (Lyon) and Péraudel (Castres)	Pierre Fabre S.A.	100.0					█	
RDI aimed at developing new generation of widebody Airbus aircraft	Airbus SAS	100.0						█
RDI to develop electrical energy storage systems and management and safety solutions for movement of people and goods	Batscap	115.7						█
	IER	14.3						█
Reconstruction of Lagny Hospital on new site in Jossigny (Seine-et-Marne)	Centre Hospitalier de Lagny sur Marne	70.0				█		

## Credit lines

Financing of small and medium-scale projects carried out by SMEs	Société Générale	300.0						█
	BNP Paribas	300.0						█



### Finance contracts signed:

**8 436 million**

Individual loans:

5 529 million

Credit lines:

2 908 million



### Individual loans

Project Description	Entity	Value (million)	2011	2010	2009	2008	2007
Construction of LNG import terminal off coast of Tuscany	Special purpose entity/fund	240.0					
Improving efficiency and service of electricity distribution network	Enel Distribuzione S.p.A.	340.0					
Cofinancing of 2007-2013 investment programme in Lombardy, including SME component	Finlombarda - Finanziaria per lo sviluppo della Lombardia S.p.A.	200.0					
Construction and operation of land-based solar photovoltaic (PV) plants in France and both land-based and building-integrated solar PV plants in Italy	Special purpose entity/fund	100.0					
Financing of small and medium-scale renewable energy and energy efficiency projects	Banca Monte dei Paschi di Siena S.p.A.	100.0					
	MPS Capital Services Banca per le Imprese S.p.A.	100.0					
Upgrading and development of district heating network in Milan metropolitan area	A2A Calore & Servizi S.r.l.	95.0					
Framework loan for financing small and medium-scale renewable energy and energy efficiency projects	Banca Popolare dell'Emilia Romagna S.c.	100.0					
	Meliorbanca S.p.A.						
Framework loan for financing small and medium-scale renewable energy and energy efficiency projects	Intesa Sanpaolo S.p.A.	16.7					
	Mediocredito Italiano S.p.A.	116.7					
	Leasint S.p.A.	166.7					
Reinforcement and extension of electricity transmission network throughout country	Terna - Rete Elettrica Nazionale S.p.A.	325.0					
Reinforcement and extension of electricity distribution networks throughout country	Enel Distribuzione S.p.A.	350.0					
Upgrading and development of gas and electricity distribution networks in Genoa area and Emilia Romagna region	AEM Torino Distribuzione S.p.A.	32.0					
	Iren Emilia S.p.A.	34.0					
	Iren Acqua Gas S.p.A.	34.0					
Construction of 32 km toll motorway near Mestre, north-east Italy	Anas S.p.A.	350.0					
Completion of Milan-Naples high-speed high capacity rail line, including connections to existing conventional rail network	Rete Ferroviaria Italiana S.p.A.	300.0					
Acquisition of new multi-purpose roll-on/roll-off vessels for use on Europe-West Africa and Europe-South America routes	Industria Armamento Meridionale S.p.A. (INARME)	60.0					
Safety improvements on A7 motorway between Milan and Serravalle, A50 (TEN-T) and Bereguardo-Pavia section (north-west Italy)	Milano Serravalle - Milano Tangenziali S.p.A.	100.0					
Upgrading of 57 km section of TEN-T motorway between Turin and Milan in north-west Italy	Società Iniziative Autostradali e Servizi S.p.A.	190.0					
Safety and environmental upgrading measures on several motorways in north-west Italy	Società Iniziative Autostradali e Servizi S.p.A.	70.0					
Modernisation and expansion of fleet through acquisition of 13 new multipurpose cargo vessels	Industria Armamento Meridionale S.p.A. (INARME)	60.0					
Investment programme in support of sustainable urban transport and education sectors	Provincia di Milano	100.0					
Purchase of four modern and efficient ro-ro vessels for use on existing routes	Ignazio Messina & C. S.p.A.	30.0					
Acquisition of around 80 new locomotives	Mitsui Rail Capital Europe B.V.	5.0					
Improvement of public transport, particularly underground network, in greater Rome area	Comune di Roma	150.0					
R&D focusing on broadband technologies	Telecom Italia S.p.A.	300.0					
Improvement of coverage of UMTS (3G) mobile network	Vodafone Omnitel N.V.	400.0					
Construction of breakwaters and mobile barriers in three inlets of Venice lagoon (Chioggia, Malamocco and Lido)	Consorzio Venezia Nuova	480.0					
Framework loan for financing municipal investment schemes in Florence	Comune di Firenze	100.0					



Italy			↶	↷	⚡	⚙️	🏠
RDI to improve fuel efficiency and safety of motorcycles	Ducati Motor Holding S.p.A.	19.5					
RDI relating to discovery, development and registration of chemical and biological plant protection products	Isagro S.p.A.	14.9					
	Isagro Ricerca S.R.L.	0.2					
Construction and operation of oil processing unit at Sannazzaro refinery, northern Italy	ENI S.p.A.	185.0					
RDI aimed at improving fuel efficiency of passenger cars on several sites in Italy	FIAT S.p.A.	250.0					
R&D involving next generation of electronic projectors and display technologies on sites in Germany, Belgium and Italy	Barco N.V.	4.0					
Construction of clinical research centre for oncological hadrontherapy in Pavia	Centro Nazionale di Adroterapia Oncologica	10.0					

### Credit lines


Financing, through medium and long-term loans and leasing operations, of small and medium-scale projects carried out by SMEs	Unione di Banche Italiane S.c.p.a.	250.0					
Financing of small and medium-scale knowledge economy, energy and environmental sustainability projects	Banca Popolare di Vicenza S.c.p.a.	150.0					
	Credito Bergamasco						
	Banca Monte dei Paschi di Siena S.p.A.						
	Cassa di Risparmio di Lucca Pisa Livorno S.p.A.						
	Banca Popolare di Novara S.p.A.						
	Banco Popolare S.C.						
	Banca Nazionale del Lavoro S.p.A.						
	Banca Popolare di Lodi S.p.A.						
	Banca Popolare di Verona - S. Geminiano e S. Prospero S.p.A.						
	MPS Capital Services Banca per le Imprese S.p.A.						
	Banca Popolare dell'Alto Adige	130.0					
	Cassa di Risparmio di Bolzano S.p.A.						
	Cassa Centrale Raiffeisen dell'Alto Adige S.p.A.						
	Fondo di Rigenerazione Urbana Sicilia S.R.L.	90.3					
	Equiter S.p.A.						
	Dexia Crediop S.p.A.	50.0					
	Intesa Sanpaolo S.p.A.	40.0					
Banca Prossima S.p.A.							
Banca Infrastrutture Innovazione e Sviluppo S.p.A.	80.0						
Intesa Sanpaolo S.p.A.							
Iccrea SME Cart Srl	287.6						



TERNA RETI ELETTRICHE II  
Upgrading and expansion  
of national power transmission  
network, Italy

## Italy

Financing of small and medium-scale projects carried out by SMEs	Credito Emiliano S.p.A.	150.0						
	Credemleasing S.p.A.							
	Banca Popolare di Vicenza S.c.p.A.	200.0						
	Intesa Sanpaolo S.p.A.	216.2						
	Mediocredito Italiano S.p.A	183.8						
	Leasint S.p.A							
	Quarzo Lease S.r.l.	202.0						
	Unicredit Leasing S.p.A.	200.0						
	Fineco Leasing S.p.A.	200.0						
	Banca delle Marche S.p.A.	100.0						
	Banca Popolare di Cividale S.c.p.a.	30.0						
	Banca di Cividale S.p.A.							
	Civileasing S.p.A.							
	Nordest Banca S.p.A.							
Financing of small and medium-scale projects implemented by SMEs and midcaps	Credito Bergamasco	100.0						
	Cassa di Risparmio di Lucca Pisa Livorno S.p.A.							
	Banca Popolare di Novara S.p.A.							
	Banco Popolare S.C.							
	Banca Popolare di Lodi S.p.A.							
	Banca Popolare di Verona - S. Geminiano e S. Prospero S.p.A.							
	Banca Popolare dell'Emilia Romagna S.c.	50.0						
	Banca Popolare di Milano S.c.r.l.	50.0						
Financing of small and medium-scale projects in Piedmont	Alba Leasing S.p.A.	48.0						
	Finpiemonte S.p.A.	100.0						



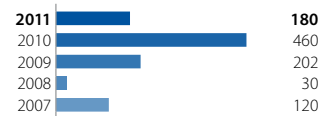
**SALVAGUARDIA VENEZIA - SISTEMA MOSE**  
 Construction in three inlets of the Venice lagoon (Lido, Malamocca and Chioggia) of breakwaters and mobile barriers (MoSE System), designed to protect Venice from extreme flood and storm events whilst minimising impacts on the lagoon, Italy



TAVV - LINEA MILANO-NAPOLI (TEN)  
Completion of the construction of the Milan-Naples high-speed / high-capacity rail line.

## Cyprus

**Finance contracts signed:** 180 million  
**Individual loans:** 180 million



### Individual loans

Description	Beneficiary	Value (million)	2011	2010	2009	2008	2007
Upgrading of road infrastructure and implementation of countrywide traffic safety project	Republic of Cyprus	80.0					
Restructuring of schools estate through new construction and extension and refurbishment of infrastructure	Republic of Cyprus	100.0					

## Latvia

**Finance contract signed:** 36 million  
**Credit line:** 36 million



### Credit line

Description	Beneficiary	Value (million)	2011	2010	2009	2008	2007
Lease financing of projects carried out by SMEs in Latvia, Estonia and Lithuania	UniCredit Leasing SIA	36.0					

## Lithuania

**Finance contracts signed:** 11 million  
**Credit lines:** 11 million



### Credit lines

Description	Beneficiary	Value (million)	2011	2010	2009	2008	2007
Lease financing of projects carried out by SMEs in Latvia, Estonia and Lithuania	UniCredit Leasing SIA	4.5					
Financing of small and medium-scale projects carried out by SMEs	SEB Bankas	6.0					

## Luxembourg

**Finance contracts signed:**

**108 million**

Individual loans:

102 million

Credit line:

6 million



### Individual loans

Description	Entity	Value (million)	2011	2010	2009	2008	2007
Fund targeting sustainable energy projects proposed by public authorities in EU	Public Entities	75.0	█				
Investment in fund providing finance to self-employed people, micro-enterprises and micro-entrepreneurs	EU Microfinance Platform FCP-FIS	26.7			█		

### Credit line

Description	Entity	Value (million)	2011	2010	2009	2008	2007
Financing of small and medium-scale projects carried out by SMEs	ING Bank N.V.	6.3					█

## Hungary

**Finance contracts signed:**

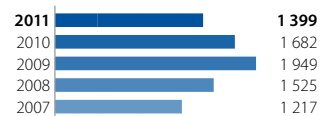
**1 399 million**

Individual loans:

909 million

Credit lines:

490 million



### Individual loans

Description	Entity	Value (million)	2011	2010	2009	2008	2007
Framework loan for financing small-scale road projects aimed at improving regional accessibility in Hungary	Republic of Hungary	80.0	█				
Cofinancing of priority investments under EU structural fund operational programmes	Republic of Hungary	300.0	█				
Acquisition of around 80 new locomotives	Mitsui Rail Capital Europe B.V.	5.0				█	
RDI involving product development of automotive interiors and seating systems in Germany, Hungary, Bulgaria and Slovakia	Special purpose entity/fund	10.0	█				█
RDI involving automotive metal applications in Czech Republic, Romania, Slovakia, Hungary and Turkey	Corporación Gestamp S.L.	9.0	█				█
R&D involving development of new proprietary drugs for central nervous system indications in Budapest	Richter Gedeon Vegyészeti Gyár Nyrt.	150.0	█				█
Cofinancing, with European Commission funds, of priority investments in health sector	Republic of Hungary	55.0	█				█
Cofinancing of new rural development programme	Republic of Hungary	300.0	█				█

### Credit lines

Description	Entity	Value (million)	2011	2010	2009	2008	2007
Financing of small and medium-scale projects	Unicredit Bank Hungary Zrt.	40.0	█				█
Risk-sharing facility for financing small-scale projects undertaken by corporates	CIB Bank Zrt.	50.0	█				█
Financing of small and medium-scale projects and SMEs	Magyar Fejlesztési Bank Zrt.	100.0	█				█
	CIB Bank Zrt.	100.0	█				█
	Kereskedelmi és Hitelbank Zrt.	50.0	█				█
	MKB Bank Zrt.	100.0	█				█
Financing of small and medium-scale projects mainly carried out by SMEs and midcaps	Raiffeisen Bank Zrt.	50.0	█				█





## Netherlands

Finance contracts signed:

**860 million**

Individual loans:

160 million

Credit lines:

700 million



### Individual loans

Description	Beneficiary	Value (million)	2011	2010	2009	2008	2007
Construction of 83 km high voltage transmission connection and related substations	Tennet Holding B.V.	150.0					
Acquisition of around 80 new locomotives	Mitsui Rail Capital Europe B.V.	10.0					

### Credit lines

Description	Beneficiary	Value (million)	2011	2010	2009	2008	2007
Financing of small and medium-scale projects carried out by SMEs	ABN Amro Bank N.V.	300.0					
Financing of projects carried out by SMEs	Coöperatieve Centrale Raiffeisen-Boerenleenbank B.A. (Rabobank)	150.0					
	STG Eleven Cities No 7	100.0					
	ING Bank N.V.	150.0					

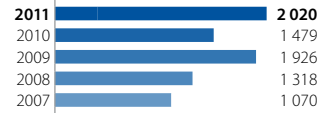


Eco-designed hotel in The Hague, Netherlands

## Austria

**Finance contracts signed: 2 020 million**

Individual loans: 1 755 million  
Credit lines: 265 million



### Individual loans

Project Description	Contractor	Value (million)	2011	2010	2009	2008	2007
Construction of high-efficiency combined-cycle gas turbine power plant near Graz, Styria	VERBUND-Austrian Thermal Power GmbH & Co KG	125.0					
Construction and operation of four onshore wind farms - three in Burgenland (Nickelsdorf, Mönchhof and Halbturn Süd) and one in Lower Austria (Grosshofen)	ImWind Group GmbH	35.0					
Construction of two hydropower plants in Styria (Gössendorf and Kalsdorf)	Special purpose entity/fund	80.0					
Construction and operation of five onshore wind farms on two sites (Mönchhof and Halbturn) in Burgenland region	Special purpose entity/fund	35.0					
Construction of three multi-turbine wind farms and two individual turbines in Burgenland region	Austrian Wind Power GmbH	200.0					
Construction of section of high-speed line on Brenner railway axis (Berlin-Palermo TEN-T) between Kundl/Radfeld and Baumkirchen in Lower Inn Valley in Tyrol	ÖBB-Infrastruktur AG	400.0					
Acquisition of around 80 new locomotives	Mitsui Rail Capital Europe B.V.	15.0					
Construction of 22 km section of S10 Mühlenviertler expressway between Unterweikersdorf and Freistadt	Asfinag Autobahnen- und Schnellstrassen-Finanzierungs-AG	400.0					
Upgrading of Vienna's social housing stock, with particular focus on energy efficiency measures	Stadt Wien	150.0					
RDI involving development of hybrid and electric powertrain technologies and systems	AVL List GmbH	30.0					
Construction of hadrontherapy centre in industrial area on northern edge of Wiener Neustadt	EBG MedAustron GmbH	100.0					
Reorganisation and improvement of hospital facilities in Salzburg region	Gemeinnützige Salzburger Landeskliniken Betriebsgesellschaft mbH	185.0					

### Credit lines

Project Description	Contractor	Value (million)	2011	2010	2009	2008	2007
Financing of small and medium-scale projects	Raiffeisen-Landesbank Steiermark AG	30.0					
	Investkredit Bank AG	20.0					
	UniCredit Bank Austria AG	50.0					
	Raiffeisen Bank International AG	55.0					
	Österreichische Hotel- und Tourismusbank GmbH	60.0					
Framework loan for financing small and medium-scale projects in renewable energy and energy-efficiency sectors in Belgium and Luxembourg	UniCredit Leasing (Austria) GmbH	50.0					

**BEWAG AUSTRIAN WINDPOWER**  
Construction of wind turbines in Burgenland, Austria



**ELECTRONIC TOLLING SYSTEM**  
Installation of an electronic tolling system on motorways, expressways and some highways, Poland

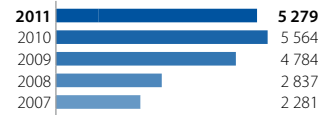




## Poland

**Finance contracts signed: 5 279 million**

Individual loans: 4 110 million  
Credit lines: 1 169 million



### Individual loans

Replacement of existing unit of Bielsko-Biala combined heat and power plant	Tauron Wytwarzanie SA	68.1							
Construction of first Polish LNG terminal in Swinoujscie on Baltic Sea coast	Polskie LNG S.A.	133.1							
Modernisation of Jaworzno III power plant (unit II) for sole purpose of renewable energy production	Tauron Wytwarzanie SA	47.7							
Construction of two sections of natural gas transmission system in north-west and central Poland	Operator Gazociągów Przemysłowych Gaz - System S.A.	150.4							
Replacement of coal-fired boiler with new biomass-fired boiler at power plant in Polaniec, south-east Poland	Elektrownia Polaniec S.A. - Grupa GDF SUEZ Energia Polska	120.0							
Financing of small and medium-scale public transport infrastructure in city of Lodz	Municipality of Łódź	51.1							
Multi-sector urban investment schemes in Gdansk	City of Gdańsk	83.9							
Construction of two motorway sections on new alignment in southern Poland	Województwo Śląskie	400.0							
	Województwo Małopolskie	400.0							
Purchase of rolling stock for Poznan's tram system	Miejskie Przedsiębiorstwo Komunikacyjne w Poznaniu Sp. z o.o.	34.7							
Acquisition of 20 electrical multiple unit trainsets for use on Polish section of TEN-T (Gdansk-Warsaw-Brno/Bratislava-Vienna) and construction of maintenance depot	PKP Intercity	224.0							
Financing of priority road schemes and sports and leisure facilities	City of Gliwice	34.5							
179 emergency repair and reconstruction schemes on roads damaged in floods of May and June 2010	Republic of Poland	180.0							
Rehabilitation and modernisation of rail line between Wrocław and border of Lower Silesia region, south-west Poland	PKP Polskie Linie Kolejowe SA	120.0							
Acquisition of around 80 new locomotives	Mitsui Rail Capital Europe B.V.	5.0							
Installation of electronic toll collection system for vehicles of more than 3.5 tonnes and all buses on basic road network	Republic of Poland	120.0							
Municipal framework loan to city of Rzeszów (eastern Poland)	City of Rzeszów	69.0							
Financing of selected urban infrastructure schemes in Bydgoszcz	Bydgoszcz	47.9							
Construction of two sections of dual carriageway and related approach roads in south-east of country	Republic of Poland	600.0							
Improvement of wastewater collection and treatment facilities in Katowice	Katowicka Infrastruktura Wodociągowo-Kanalizacyjna Sp. z o.o.	33.3							
	Katowickie Wodociągi S.A.	33.3							
Partial redevelopment of Katowice's post-industrial city centre through enhancement of cultural area by construction of international congress centre	City of Katowice	64.3							
Construction of containerboard plant based entirely on use of recycled fibre in Ostroleka	Stora Enso Oyj	150.0							
R&D and capital investment in research infrastructure and scientific equipment	Republic of Poland	450.0							
Public sector basic and applied R&D	Public Entities	240.0							
Rural development programme involving afforestation, forest management and environmental improvements	Republic of Poland	250.0							





## Romania

Finance contracts signed:

917 million

Individual loans:

792 million

Credit lines:

125 million




### Individual loans

Project Description	Beneficiary	Value (million)	2011	2010	2009	2008	2007
Upgrading of combined heat and power plant in Paroseni	Societatea Comercială de Producere a Energiei Electrice și Termice "Termoelectrică" – S.A.	32.7	█				
Acquisition of around 80 new locomotives	Mitsui Rail Capital Europe B.V.	5.0			█		
Construction and commissioning of section II of line 5 of Bucharest metro between Universitate and Pantelimon stations	Societatea Comercială de Transport cu Metroul Bucuresti "Metrorex" S.A.	465.0	█				
Upgrading and expansion of mobile telecommunications networks in Romania and Turkey through rollout of reinforced mobile broadband services	Vodafone Romania SA	150.0	█				█
RDI involving automotive metal applications in Czech Republic, Romania, Slovakia, Hungary and Turkey	Corporación Gestamp S.L.	14.4	█				█
Improvement of thermal efficiency of residential buildings in sector 1 of Bucharest	Municipiul București Primaria Sectorului 1	125.0	█			█	

### Credit lines

Project Description	Beneficiary	Value (million)	2011	2010	2009	2008	2007
Financing of small and medium-scale projects carried out by SMEs	Banca Comercială Română SA	75.0	█				
	ProCredit Bank S.A.	20.0	█				
Financing of small and medium-scale projects carried out by SMEs and midcaps	BRD Sogelease IFN S.A.	30.0	█				



BUCHAREST S1 THERMAL REHABILITATION  
Thermal rehabilitation of residential buildings in Bucharest Sector 1, Romania.

## Slovenia

**Finance contracts signed:**

**335 million**

Individual loans:

145 million

Credit lines:

190 million



### Individual loans

Description	Beneficiary	Value (million)	2011	2010	2009	2008	2007
Upgrading of capacity of gas transmission network	Plinovodi, Družba za upravljanje s prenosnim sistemom, d.o.o.	100.0	█				
Extension of container terminal to increase capacity of Port of Koper	Luka Koper, pristaniški in logistični sistem, d.d.	35.0	█				
Acquisition of around 80 new locomotives	Mitsui Rail Capital Europe B.V.	10.0				█	
Financing of SME projects through leasing schemes	Unicredit Leasing, d.o.o.	20.0	█				
Cofinancing of small and medium-scale environmental projects undertaken by local authorities and public and private companies	Eko sklad, Slovenski okoljski javni sklad	50.0	█				

### Credit lines

Description	Beneficiary	Value (million)	2011	2010	2009	2008	2007
Financing of limited-scale RDI projects	SID – Slovenska izvozna in razvojna banka, d.d., Ljubljana	100.0	█				
Financing of small and medium-scale projects carried out by SMEs and midcaps	Banka Koper d.d.	20.0	█				

## Slovakia

**Finance contracts signed:**

**400 million**

Individual loans:

220 million

Credit lines:

180 million



### Individual loans

Description	Beneficiary	Value (million)	2011	2010	2009	2008	2007
Acquisition of around 80 new locomotives	Mitsui Rail Capital Europe B.V.	5.0				█	
RDI involving product development of automotive interiors and seating systems in Germany, Hungary, Bulgaria and Slovakia	Special purpose entity/fund	75.0	█				
Construction of plant for assembly of thin film transistor (TFT) LCD modules in Trenčín, Slovakia	AU Optronics (Slovakia) s. r. o.	80.0	█				
RDI involving automotive metal applications in Czech Republic, Romania, Slovakia, Hungary and Turkey	Corporación Gestamp S.L.	10.0	█				
Production of A and B segment vehicles at plants in Trnava (Slovakia) and Kolin (Czech Republic)	Toyota Peugeot Citroën Automobile Czech, s.r.o.	30.0	█				
	PCA Slovakia, s.r.o.	20.0	█				

### Credit lines

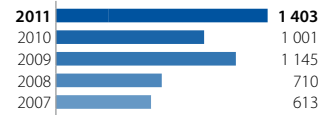
Description	Beneficiary	Value (million)	2011	2010	2009	2008	2007
Financing of small and medium-scale projects mainly carried out by SMEs	Komerční banka, a.s.	15.0	█				
	SG Equipment Finance Czech Republic s.r.o.	5.0	█				
	ČSOB Leasing a.s.	30.0	█				
	Československá obchodní banka, a. s.	50.0	█				
Financing of small and medium-scale projects mainly carried out by SMEs and midcaps	UniCredit Bank Slovakia a. s.	50.0	█				
	Všeobecná úverová banka, a.s.	30.0	█				



## Finland


**Finance contracts signed: 1 403 million**

Individual loans: 1 403 million



### Individual loans

Project Description	Beneficiary	Amount (million)	2011	2010	2009	2008	2007
Construction of waste-to-energy combined heat and power plant in Brista (Sweden) and implementation of low voltage digital remote metering infrastructure in Finland	Fortum Oyj	90.0	█				
Extension of Helsinki's metro line to Espoo (greater Helsinki)	Länsimetro Oy	450.0	█				
Upgrading of Helsinki's public transport system	City of Helsinki	250.0	█				
Conversion of road into motorway between Koskenkylä and Loviisa and construction of motorway between Loviisa and Kotka area	Suomen Tasavalta	134.2	█				
Expansion of 3G broadband mobile network	Elisa Oyj	80.0	█				
RDI involving two-stroke (low-speed) engines for marine applications on sites in several countries	Wärtsilä Oyj Abp	120.0	█				
RDI involving door opening, automation, identification and control systems in several countries	ASSA ABLOY AB (publ)	16.5	█				
RDI involving industrial production tools and mining and construction equipment in Sweden, Finland and Germany	Sandvik AB	62.5	█				
Refurbishment and extension of buildings and investment in medical equipment in Helsinki and Uusimaa region	Helsingin Ja Uudenmaan Sairaanhoidopiiri	200.0	█				



WESTMETRO  
Extension of Helsinki's metro line  
to Espoo, Finland

Mr Trevor Mann,  
 Nissan Europe's Senior Vice President  
 for Manufacturing and  
 Mr Simon Brooks Vice-President  
 of the EIB. The EIB is providing  
 EUR 220m for Nissan's LEAF  
 electric car and new battery plant  
 in Sunderland, United Kingdom



## Sweden

**Finance contracts signed:**

**708 million**

Individual loans:

708 million



### Individual loans

Construction of waste-to-energy combined heat and power plant in Brista and implementation of low voltage digital remote metering infrastructure in Finland	Fortum Oyj	110.0				
Acquisition of 49 train sets for regional passenger services in Skåne region, southern Sweden	Skåne Region	140.0				
Construction and commissioning of new electronic scrap processing plant in Gulf of Bothnia (northern Sweden)	Boliden AB	85.0				
RDI involving door opening, automation, identification and control systems in several countries	ASSA ABLOY AB (publ)	61.6				
RDI concerning advanced compressor, mining and construction technologies in Sweden and Belgium	Atlas Copco AB	148.5				
RDI involving industrial production tools and mining and construction equipment in Sweden, Finland and Germany	Sandvik AB	162.5				





## United Kingdom

Finance contracts signed:

**4 782 million**

Individual loans:

4 252 million

Credit lines:

531 million



### Individual loans

Construction of large offshore wind farm (300 MW) east of London in Thames estuary	Thanet Offshore Wind Ltd	171.8							
Expansion of uranium enrichment facilities in Almelo	URENCO UK Ltd	175.0							
Installation of offshore wind farm transmission links	Blue Transmission Walney 1 Ltd	60.0							
Construction and operation of offshore wind farm off Norfolk coast	Scira Offshore Energy Ltd	93.5							
Rehabilitation and improvement of gas distribution grids	Scotland Gas Networks Plc	87.1							
Upgrading of power grids in central and southern Scotland and north-west England	SP Manweb plc	83.3							
	SP Transmission Ltd	83.3							
	SP Distribution Ltd	83.3							
Investment fund targeting European renewable energy projects	Special purpose entity/fund	40.2							
Expansion of gas distribution grids in north-east England and Cumbria	Acceptable Corporate(s)	67.9							
RDI in fields of conventional energy generation, energy transmission and distribution and renewable energy	Iberdrola S.A.	42.0							
	Scottish Power Ltd	18.0							
Extension of Manchester's light rapid transit system to surrounding urban areas	Transport for Greater Manchester	564.2							
Construction of first phase of new deep-water container port on northern bank of River Thames	DP World Ltd	233.7							
Purchase of ten high-speed passenger train sets for use on TEN-T network	Société Nationale des Chemins de Fer Français	58.9							
	Société Nationale des Chemins de Fer Belges	5.4							
	London & Continental Railways Ltd	42.9							
Extension of Nottingham's light rail network through construction (2011-2015) of two new lines serving west and south-west of city	Nottingham City Council	128.5							
Upgrading of water and sanitation facilities in Yorkshire and parts of Humberside	Yorkshire Water Services Ltd	175.6							
Improvement of water and sanitation infrastructure in north-east and south-east England (2010-2015)	Northumbrian Water Ltd	57.3							
Improvement of water supply and wastewater treatment facilities in north-west England	United Utilities Water Plc	463.6							
Improvement of water and sanitation systems in south-west England	South West Water Ltd	142.1							
Upgrading of water and sanitation facilities in Wales	Dŵr Cymru Cyfyngedig	117.3							
Upgrading of water and sanitation systems in east of England	Anglian Water Services Ltd	173.1							
Upgrading of water and sanitation facilities in south-west England	Acceptable Corporate(s)	83.1							
RDI aimed at developing new generation of widebody Airbus aircraft	Airbus SAS	150.0							
Construction of Nissan's first pilot plant in Europe for production of electric vehicle batteries in Sunderland	Nissan Motor Manufacturing (UK) Ltd	220.0							
Construction of energy recovery plant in Zaragoza (Spain) and recycled paper mill in Partington (United Kingdom)	Sociedad Anónima Industrias Celulosa Aragonesa	115.9							
Financing of higher and further education projects and related downstream projects	Public Entities	117.5							
	Acceptable Corporate(s)	106.3							
	Special purpose entity/fund	102.3							
Restructuring of two main campuses of University of Strathclyde in Glasgow (Scotland)	University of Strathclyde	100.9							
Construction of library and sports teaching facility and installation of energy efficiency equipment	University of Birmingham	87.6							

**THANET OFFSHORE WINDFARM**  
 Construction of large offshore wind farm (300 MW) east of London in Thames estuary, United Kingdom



## United Kingdom



### Credit lines

Financing of small and medium-scale projects carried out by SMEs

Foresight Environmental Fund Lp	41.0								
Amber Green Leef 2 Llp	45.7								
Amber Green Leef Lp	11.4								
North West Evergreen Lp	34.6								
Amber Green Spruce Lp	9.2								
Amber Green Spruce 2 Llp	45.8								
Abbey National Treasury Services Plc	169.7								
Sandown Gold 2011-1 PLC	173.1								

## EFTA

Finance contracts signed: **130 million**

2011	130
2010	50
2009	0
2008	0
2007	0

## Norway



Installation of monopolar high voltage direct current link between Norway and Denmark across Skagerrak strait

Statnett SF	100.0								
-------------	-------	--	--	--	--	--	--	--	--


## Switzerland

RDI involving two-stroke (low-speed) engines for marine applications on sites in several countries

Wärtsilä Oyj Abp	30.0								
------------------	------	--	--	--	--	--	--	--	--

# European Investment Bank

## Partner Countries



\* own resources    ▲ budgetary resources

### Enlargement Countries

Finance contracts signed: 3 451.4 million



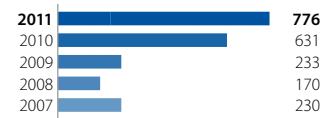
			* ▲
<b>Turkey</b>			<b>2042.9</b>
Framework loan for financing renewable energy and energy efficiency projects in Turkey	Finansbank A.Ş.	75.0	<div style="width: 75%;"><div style="width: 75%;"></div></div>
Construction of gas-fired combined-cycle power plant in Samsun province (eastern Turkey)	OMV Samsun Elektrik Üretim Sanayi ve Ticaret A.Ş.	300.0	<div style="width: 300%;"><div style="width: 300%;"></div></div>
Subscription to private equity fund targeting renewable energy projects	Special purpose entity/fund	20.0	<div style="width: 20%;"><div style="width: 20%;"></div></div>
Framework loan for cofinancing small and medium-scale renewable energy and energy efficiency projects	DFS Funding Corp	75.0	<div style="width: 75%;"><div style="width: 75%;"></div></div>
Framework loan for financing eligible renewable energy and energy efficiency projects	Türkiye Vakıflar Bankası TAO	75.0	<div style="width: 75%;"><div style="width: 75%;"></div></div>
Rehabilitation of İrmak-Karabük-Zonguldak rail line and installation of signalling system	Türkiye Cumhuriyeti Devlet Demiryolları	145.0	<div style="width: 145%;"><div style="width: 145%;"></div></div>
Construction of electrified high-speed line between Ankara and Istanbul	Türkiye Cumhuriyeti Devlet Demiryolları	400.0	<div style="width: 400%;"><div style="width: 400%;"></div></div>
Upgrading and expansion of mobile telecommunications networks in Romania and Turkey through rollout of reinforced mobile broadband services	Vodafone TELEKOMUNIKASYON A.Ş.	150.0	<div style="width: 150%;"><div style="width: 150%;"></div></div>
RDI involving automotive metal applications in Czech Republic, Romania, Slovakia, Hungary and Turkey	Corporación Gestamp S.L.	19.0	<div style="width: 19%;"><div style="width: 19%;"></div></div>
Equity investment in fund financing sustainable infrastructure	InfraMed infrastructure	10.0	<div style="width: 10%;"><div style="width: 10%;"></div></div>
Afforestation, erosion control, rangeland rehabilitation and forest fire-fighting activities	Republic of Turkey	150.0	<div style="width: 150%;"><div style="width: 150%;"></div></div>
Financing of small and medium-scale projects carried out by SMEs	Türkiye Garanti Bankası A.Ş.	25.0	<div style="width: 25%;"><div style="width: 25%;"></div></div>
	Finansbank A.Ş.	75.0	<div style="width: 75%;"><div style="width: 75%;"></div></div>
	Türkiye Kalkınma Bankası A.Ş.	75.0	<div style="width: 75%;"><div style="width: 75%;"></div></div>
	Türkiye İş Bankası A.Ş.	150.0	<div style="width: 150%;"><div style="width: 150%;"></div></div>
	Türkiye Vakıflar Bankası TAO	50.0	<div style="width: 50%;"><div style="width: 50%;"></div></div>
	Şekerbank Türk A.Ş.	48.9	<div style="width: 48.9%;"><div style="width: 48.9%;"></div></div>
	Türkiye Garanti Bankası A.Ş.	125.0	<div style="width: 125%;"><div style="width: 125%;"></div></div>
Financing of small and medium-scale projects carried out by SMEs and midcaps	Türkiye Sınai Kalkınma Bankası A.Ş.	75.0	<div style="width: 75%;"><div style="width: 75%;"></div></div>

			* ▲
<b>Serbia</b>			<b>710.6</b>
Refurbishment and expansion of car plant in Kragujevac	Fiat Automobili Srbija d.o.o.	500.0	
Refurbishment, rebuilding and new construction of judiciary facilities throughout country	Republic of Serbia	15.0	
Lease financing of small and medium-scale infrastructure projects	Raiffeisen banka a.d., Beograd	25.6	
Financing of small and medium-scale projects carried out by SMEs	ProCredit Bank AD Beograd	20.0	
Financing of small and medium-scale projects carried out by SMEs and midcaps	Republic of Serbia	150.0	
<b>Croatia</b>			<b>305.0</b>
Financing of community infrastructure in coastal areas	Republic of Croatia	25.0	
Construction of 13 km motorway section in Corridor Vc linking Croatia and Bosnia-Herzegovina	Hrvatske autoceste d.o.o.	60.0	
Investment in small-scale water and sanitation projects throughout Croatia (2009-2014)	Republic of Croatia	75.0	
Upgrading schemes in fields of transport, urban renewal, energy, health, education and environmental protection in thirteen mainland provinces of Croatia	Republic of Croatia	25.0	
Financing of small and medium-scale projects carried out by SMEs	Privredna Banka Zagreb d.d.	20.0	
	Raiffeisenbank Austria d.d.	25.0	
	Raiffeisen Leasing d.o.o.	25.0	
Financing of small and medium-scale projects mainly carried out by SMEs and mid-caps	Erste & Steiermärkische Bank d.d.	50.0	
<b>Bosnia and Herzegovina</b>			<b>170.0</b>
Emergency reconstruction of flood protection facilities along Sava river and tributaries	Republika Srpska	55.0	
Reconstruction of Banja Luka clinical centre and construction of hospital in Bijeljina	Republika Srpska	100.0	
Financing of small and medium-scale projects carried out by SMEs	ProCredit Bank d.d.	15.0	
<b>FYROM</b>			<b>125.0</b>
Construction of motorway section between Demir Kapija and Smokvica in south of country in Corridor X (TEN)	Agency for State Roads	65.0	
Financing of small and medium-scale projects carried out by SMEs	ProCredit Bank AD Skopje	10.0	
	Makedonska Banka za Poddrshka na Razvojot ad Skopje	50.0	
<b>Iceland</b>			<b>70.0</b>
Construction of Budarhals hydropower plant in lower highlands of southern Iceland on rivers Tungnaa and Kaldakvisl	Landsvirkjun	70.0	
<b>Montenegro</b>			<b>18.0</b>
Rehabilitation of railway infrastructure on main line crossing Montenegro and acquisition of rolling stock	Željeznička Infrastruktura Crne Gore AD	7.0	
Financing of small and medium-scale projects carried out by SMEs	Atlas banka AD Podgorica	2.0	
	Hipotekarna Banka AD Podgorica	6.0	
	Komercijalna banka ad Budva	3.0	
<b>Albania</b>			<b>10.0</b>
Financing of small and medium-scale projects carried out by SMEs	ProCredit Bank SHA	10.0	




## Eastern Europe, Southern Caucasus, Russia

Finance contracts signed: **776.3 million**



			*	▲
<b>Ukraine</b>			<b>625.0</b>	
Construction of power transmission line and auxiliary facilities in southern Ukraine	National Power Company Ukrenergo	175.0		
Rehabilitation and upgrading of radial trunk roads leading to Kiev	State Road Service of Ukraine	450.0		
<b>Russian Federation</b>			<b>100.0</b>	
Modernisation and expansion of integrated pulp and paper mill in Syktyvkar	Mondi Syktyvkar OAO	100.0		
<b>Moldova</b>			<b>20.0</b>	
Financing of small and medium-scale projects carried out by SMEs	Banca Comerciala ProCredit Bank S.A.	20.0		
<b>Armenia</b>			<b>16.3</b>	
Subscription to private equity fund targeting renewable energy projects	Special purpose entity/fund	1.3		
Financing of small and medium-scale projects carried out by SMEs	ProCredit Bank CJSC	15.0		
<b>Georgia</b>			<b>15.0</b>	
Financing of small and medium-scale projects carried out by SMEs	ProCredit Bank Georgia JSC	15.0		

Desalination plant, Israel



## Mediterranean Countries

Finance contracts signed: 975.0 million



### Regional – Mediterranean

31.0

Equity investment in fund financing sustainable infrastructure	InfraMed infrastructure	39.0	■
Equity participation in venture capital fund	Special purpose entity(ies)/fund	10.0	■

### Maghreb

503.0

#### Tunisia

303.0

Modernisation of country's primary road network	République de Tunisie	163.0	■
Construction of sulphuric and phosphoric acid production complex to increase output of triple superphosphate fertiliser plant in Mdhilla	Groupe Chimique Tunisien	140.0	■

#### Morocco

200.0

Construction of two sulphuric acid production plants in Safi and two low-grade phosphate processing plants in Mea and Halassa near Khouribga	OCP SA	200.0	■
----------------------------------------------------------------------------------------------------------------------------------------------	--------	-------	---

### Other




262.0


#### Israel

262.0

Construction of reverse-osmosis sea water desalination plant in Sorek (south of Tel Aviv)	Sorek Desalination Ltd	142.0	■
Construction of reverse-osmosis sea water desalination plant in Ashdod (south of Tel Aviv)	Special purpose entity/fund	120.0	■



		* ▲
<b>Mashreq</b>		<b>161.0</b>
<b>Jordan</b>		<b>81.0</b>
Construction of phosphoric acid production complex in Eshidiya	Jordan India Fertilizer Company Llc	81.0 
<b>Egypt</b>		<b>50.0</b>
Installation of combined-cycle gas turbine at Giza North power plant north-west of Cairo	Cairo Electricity Production Company	50.0 
<b>Lebanon</b>		<b>30.0</b>
Financing of small and medium-scale projects carried out by SMEs	Bank Audi sal - Audi Saradar Group	30.0 



JORDAN INDIA FERTILIZER  
Construction of a phosphoric acid complex with a capacity of 475 000 tonnes/year.at the Eshidiya mine site (200 km north-east of Aqaba), Jordan

\* own resources    ▲ budgetary resources

## ACP/OCT

Finance contracts signed: **590.5 million**

Year	Value (million)
2011	591
2010	967
2009	827
2008	558
2007	758

### Regional - ACP

5.0

Equity participation in rural microfinance fund	Fonds Européen de Financement Solidaire (Fefisol) SA SICAV-FIS	5.0		
Financing of climate action lending in ACP countries	Interact Climate Change Facility SA	0.01		

## AFRICA

462.0

### Regional - Africa

12.0

Acquisition of holding in private equity fund in sub-Saharan Africa	I&P Capital (III) LLC Ltd	12.0		
---------------------------------------------------------------------	---------------------------	------	--	--

### Southern and Indian Ocean

183.6

#### Zambia

80.0

Repair and realignment of 360 km road section linking Zambia, Malawi and Mozambique (part of Nacala corridor)	Public Entities	80.0		
---------------------------------------------------------------------------------------------------------------	-----------------	------	--	--

#### Mauritius

35.0

Financing of small and medium-scale projects	State Bank of Mauritius Ltd	30.0		
Financing of small and medium-scale leasing operations	The Mauritius Leasing Company Ltd.	5.0		

#### Seychelles

34.7

Installation and operation of submarine fibre optic cable providing Seychelles with international connections	Seychelles Cable Systems Company Ltd	8.0		
Upgrading and expansion of water and sanitation systems on three main islands of Seychelles	Public Utilities Corp.	26.7		

#### Mozambique

33.9

Extension of power distribution networks and customer connections	Electricidade de Moçambique	33.9		
-------------------------------------------------------------------	-----------------------------	------	--	--

LAKE VICTORIA WATSAN -  
KAMPALA WATER  
Upgrading and rehabilitation of  
Kampala's water and sanitation  
facilities, transmission mains and  
distribution systems, Uganda







			*	▲
<b>East</b>			<b>157.4</b>	
<b>Tanzania</b>			<b>50.0</b>	
Upgrading and expansion of five regional airports in western Tanzania: Kigoma, Bukoba, Tabora, Shinyanga and Sumbawanga	Tanzania Airports Authority	50.0		
<b>Regional - East Africa</b>			<b>18.9</b>	
Participation in private equity fund targeting medium-sized enterprises with business activities located principally in East African countries	Catalyst Fund I LLC	8.9		
Global authorisation to provide medium to long-term funding to micro and small enterprises through selected financial intermediaries in East Africa Community countries	Acceptable Bank(s)	4.0		
Regional microfinance investment fund providing equity to microfinance institutions located in East Africa	Progression Eastern African Microfinance Equity Fund	6.0		
<b>Kenya</b>			<b>13.5</b>	
Financing of small and medium-scale projects carried out by SMEs	African Banking Corporation Ltd.	7.0		
	Consolidated Bank of Kenya Ltd.	6.5		
<b>Uganda</b>			<b>75.0</b>	
Upgrading and rehabilitation of Kampala's water and sanitation facilities, transmission mains and distribution systems	National Water & Sewerage Corp.	75.0		
<b>West</b>			<b>101.0</b>	
<b>Regional - West Africa</b>			<b>70.0</b>	
Support for development of sound and professional financial institutions in sub-Saharan Africa	Acceptable Bank(s)	10.0		
Financing of small and medium-scale projects	Banque Ouest Africaine de Développement	60.0		
<b>Burkina Faso</b>			<b>23.0</b>	
Power interconnection between Bolgatanga (Ghana) and Ouagadougou (Burkina Faso)	Société Nationale d'Électricité du Burkina	23.0		
<b>Ghana</b>			<b>8.0</b>	
Financing of small and medium-scale projects	UT Bank Ltd	8.0		
<b>Central and Equatorial</b>			<b>8.0</b>	
<b>Rwanda</b>			<b>8.0</b>	
Financing of small and medium-scale projects	Banque Rwandaise de Développement	8.0		

\* own resources    ▲ budgetary resources

**JAMAICA TOLL ROAD**  
Construction of 17 km of tolled motorway to the west of Kingston (between Sandy Bay and Four Paths, Jamaica)



			*	▲
<b>CARIBBEAN</b>			<b>123.5</b>	
<b>Regional - Caribbean</b>			<b>50.0</b>	
Financing of climate action projects	Caribbean Development Bank	50.0	■	■
<b>Jamaica</b>			<b>50.0</b>	
Construction of motorway section between Sandy Bay and Four Paths	Vinci SA	17.0	■	■
	Bouygues Travaux Publics	33.0	■	■
<b>Dominican Republic</b>			<b>15.5</b>	
Financing of small-scale projects	Fondo para el Desarrollo, Inc.	3.5	■	■
Financing of small and medium-scale projects carried out by SMEs and micro-enterprises	Banco de Ahorro y Crédito Ademi SA	6.0	■	■
	Banco de Ahorro y Crédito Adopem SA	6.0	■	■
<b>Haiti</b>			<b>8.0</b>	
Financing of small and medium-scale projects carried out by SMEs following earthquake in Haiti on 12 January 2010	Société Financière Haïtienne de Développement SA	5.0	■	■
Financing of micro businesses in Haiti as part of post-earthquake reconstruction efforts	Acceptable Corporate(s)	3.0	■	■



## South Africa

Finance contracts signed: 165.0 million



### South Africa

165.0

Financing of small and medium-scale renewable energy and energy efficiency projects	Investec Bank Ltd	50.0	
Construction of dam on river Mooi and pipeline to Mgeni water system, Kwazulu Natal province	Trans-Caledon Tunnel Authority	80.0	
Upgrading of water supply networks and water treatment facilities in city of Durban and neighbouring rural areas	Umgeni Water	35.0	



Small-scale project in textile industry, Dominican Republic

## Asia and Latin America

Finance contracts signed: 1 171.2 million



### Central and Latin America

963.0

#### Argentina

76.4

Refurbishment, modernisation and expansion of gearbox manufacturing plant in Cordoba	Volkswagen Argentina SA	76.4		
--------------------------------------------------------------------------------------	-------------------------	------	--	--

#### Brazil

600.0

Framework loan for financing projects that generate significant environmental benefits helping to combat climate change in Brazil	Banco Nacional de Desenvolvimento Econômico e Social	500.0		
Extension of geographical coverage and increase of capacity of TIM Celular's GSM and UMTS mobile broadband networks	Tim Celular S.A.	100.0		

#### Chile

55.3

Construction of hydropower plant in Laja, 450 km south of Santiago de Chile	Eólica Monte Redondo SA	55.3		
-----------------------------------------------------------------------------	-------------------------	------	--	--

#### Mexico

72.8

Construction of tissue factory using recycled paper in Tepeapulco (Hidalgo)	Papeles Higiénicos Del Centro S.a. De C.v.	72.8		
-----------------------------------------------------------------------------	--------------------------------------------	------	--	--

#### Nicaragua

54.0

Extension and upgrading of power grid	República de Nicaragua	54.0		
---------------------------------------	------------------------	------	--	--

#### Regional - Central America

104.5

Framework loan for projects contributing to climate change mitigation	Banco Centroamericano de Integración Económica	100.0		
Participation in investment fund targeting biodiversity projects in Latin America	Special purpose entity/fund	4.5		

### Asia

208.3

#### India

200.0

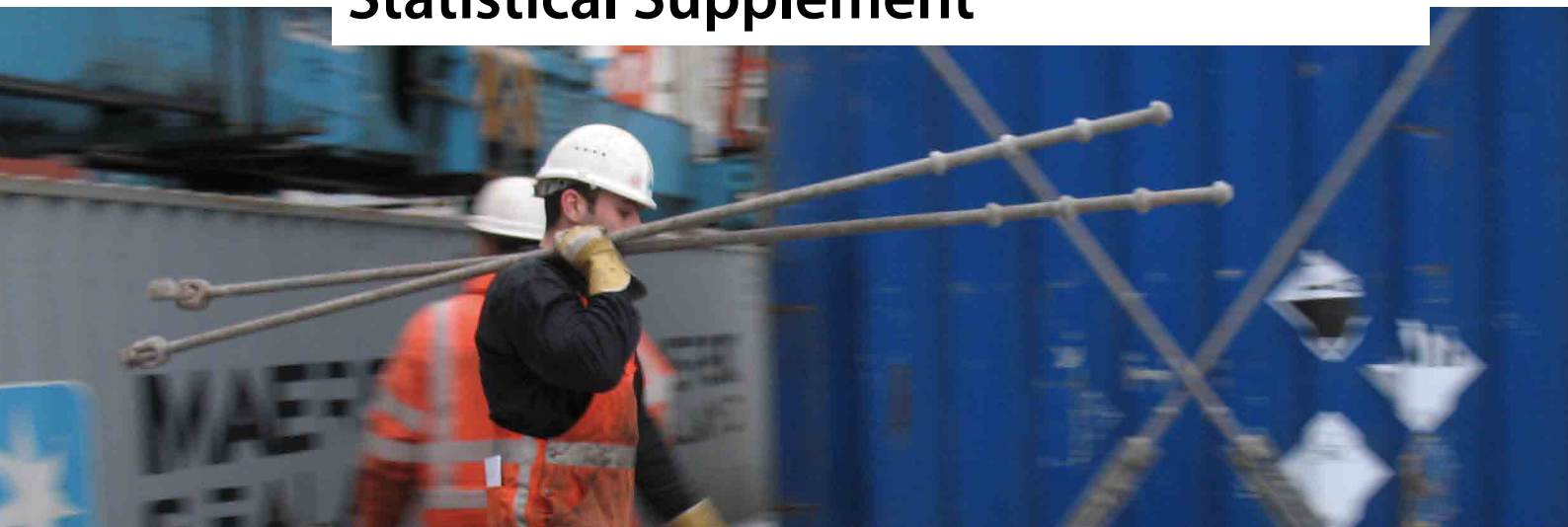
Framework loan supporting renewable energy projects contributing to climate change mitigation	ICICI Bank Ltd	200.0		
-----------------------------------------------------------------------------------------------	----------------	-------	--	--

#### Tajikistan

8.3

Rehabilitation of low and medium-voltage distribution networks in Sugd region, northern Tajikistan	OJSHC Barki Tojik	7.0		
Subscription to private equity fund targeting renewable energy projects	Special purpose entity/fund	1.3		

# European Investment Bank Statistical Supplement



Container terminal, Port of Rotterdam, Netherlands

## Section I Financing provided within the European Union

(contracts signed)

<b>Table A</b>	Breakdown by country and objective in 2011	44
<b>Table B</b>	Breakdown by country and objective from 2007 to 2011	44
<b>Table C</b>	Breakdown by country and sector in 2011	45
<b>Table D</b>	Breakdown by country and sector from 2007 to 2011	45
<b>Table E</b>	Detailed breakdown by sector in 2011 and from 2007 to 2011	46
<b>Table F</b>	Breakdown by region in 2011 and from 2007 to 2011	47

## Section II Financing provided in the Partner Countries

(contracts signed)

<b>Table G</b>	Lending facilities and mandates outside the EU, situation as at 31 December 2011	50
<b>Table H</b>	In the Partner Countries in 2011	51
<b>Table I</b>	In the Enlargement Countries from 2007 to 2011	51
<b>Table J</b>	In Eastern Europe, Southern Caucasus and Russia from 2007 to 2011	52
<b>Table K</b>	In the Mediterranean Countries from 2007 to 2011	52
<b>Table L</b>	In the ACP States and the OCT from 2007 to 2011	53
<b>Table M</b>	In South Africa from 2007 to 2011	54
<b>Table N</b>	In Asia and Latin America from 2007 to 2011	54

## Section III Borrowings raised

<b>Table O</b>	Borrowings raised in 2011 – list of operations	55
<b>Table P</b>	Borrowings raised (before swaps) from 2007 to 2011	59
<b>Table Q</b>	Borrowings raised (after swaps) from 2007 to 2011	60
<b>Table R</b>	Medium and long-term resources raised (after swaps) in ECU/EUR from 1981 to 2011	60
<b>Table S</b>	Borrowings raised in 2011 – Breakdown by currency before/after swaps	61
<b>Table T</b>	Borrowings raised (before swaps) in 2011 under medium-term note or debt issuance programmes (excluding EARNs and stand-alone issues)	61

NB: as round figures are used in the following tables, it is possible that the totals do not correspond to the sum of the individual amounts.

**Table A: Individual loans provided within the European Union in 2011**Breakdown by country and objective <sup>(1)</sup>

(EUR million)

	Convergence	Transport projects of common interest <sup>(3)</sup>	Energy projects of common interest <sup>(3)</sup>	Environment and sustainable communities	Knowledge economy	SMEs
Belgium	45	174	50	790	278	-
Bulgaria	24	-	3	18	5	-
Czech Republic	313	-	180	421	25	-
Denmark	-	-	100	-	-	-
Germany	786	209	799	2 806	2 603	-
Estonia	151	-	98	139	40	-
Ireland	118	-	235	-	90	-
Greece	560	-	310	250	-	-
Spain	3 741	1 986	1 507	3 997	1 407	33
France	-	2 210	579	3 751	330	-
Italy	1 132	1 343	2 374	2 495	1 506	76
Cyprus	180	72	-	8	100	-
Luxembourg	38	-	75	75	-	27
Hungary	899	102	75	444	164	210
Netherlands	-	-	150	10	-	-
Austria	266	800	565	1 223	223	-
Poland	4 105	1 829	582	1 280	702	-
Portugal	1 392	44	655	619	490	-
Romania	780	-	158	628	164	-
Slovenia	135	35	100	45	-	-
Slovakia	203	-	-	5	48	-
Finland	24	134	136	1 050	319	-
Sweden	-	-	131	335	398	-
United Kingdom	363	341	1 052	2 947	945	-
EFTA <sup>(2)</sup>	-	-	100	15	30	-
<b>Total</b>	<b>15 253</b>	<b>9 278</b>	<b>10 012</b>	<b>23 349</b>	<b>9 866</b>	<b>345</b>

**Table B: Individual loans provided within the European Union from 2007 to 2011**Breakdown by country and objective <sup>(1)</sup>

(EUR million)

	Convergence	Transport projects of common interest <sup>(3)</sup>	Energy projects of common interest <sup>(3)</sup>	Environment and sustainable communities	Knowledge economy	SMEs
Belgium	697	632	1 690	4 215	1 114	13
Bulgaria	1 439	1 080	3	878	180	1
Czech Republic	4 824	1 574	651	2 615	730	-
Denmark	-	-	690	767	870	-
Germany	6 268	2 526	4 494	10 961	15 936	565
Estonia	1 086	165	323	381	172	-
Ireland	475	765	1 107	215	209	-
Greece	5 954	1 645	1 818	2 998	545	-
Spain	19 133	12 536	7 593	18 613	6 959	98
France	700	4 460	3 890	14 050	5 005	225
Italy	7 924	6 267	8 941	10 623	7 663	294
Cyprus	774	72	294	402	100	-
Latvia	1 040	233	250	205	255	-
Lithuania	1 173	280	-	209	247	-
Luxembourg	44	85	200	203	255	51
Hungary	5 432	302	526	1 436	2 596	610
Malta	290	-	250	92	-	-
Netherlands	90	1 416	2 065	433	548	-
Austria	288	2 348	2 027	3 334	1 243	-
Poland	17 633	5 717	1 130	4 642	4 140	360
Portugal	9 871	2 270	3 248	4 253	2 175	-
Romania	3 514	400	814	1 756	196	3
Slovenia	1 123	35	900	162	108	8
Slovakia	1 503	338	-	481	269	130
Finland	211	909	524	2 276	2 060	-
Sweden	83	591	270	4 515	4 912	-
United Kingdom	1 249	2 250	6 605	12 523	4 773	-
EFTA <sup>(2)</sup>	-	-	150	15	30	-
<b>Total</b>	<b>92 818</b>	<b>48 896</b>	<b>50 453</b>	<b>103 253</b>	<b>63 289</b>	<b>2 357</b>

<sup>(1)</sup> As certain financing operations meet several objectives, the totals for the various headings cannot be meaningfully added together. As from 2008, the amounts are based on the percentage of the operation meeting the eligibility criteria and no longer on the total amount of the loan.

<sup>(2)</sup> Members of the European Free Trade Association (EFTA).

<sup>(3)</sup> Including financing of trans-European networks (TENs).

**Table C: Loans provided within the European Union in 2011**  
Breakdown by country and sector

(EUR million)

	Total	Individual loans	Infrastructure			Industry Services Agriculture	Education Health	Credit lines
			Energy	Communi-cations	Water management and sundry infrastructure			
Belgium	1 333	1 009	–	184	195	163	467	324
Bulgaria	156	28	3	–	15	10	–	129
Czech Republic	1 246	666	180	385	–	102	–	580
Denmark	155	100	100	–	–	–	–	55
Germany	6 112	4 712	715	447	615	2 755	180	1 400
Estonia	183	179	70	40	25	–	44	5
Ireland	475	325	235	–	–	–	90	150
Greece	958	560	310	250	–	–	–	398
Spain	9 079	6 849	1 328	2 384	1 130	1 382	626	2 230
France	4 954	4 354	465	3 242	247	330	70	600
Italy	8 436	5 529	2 162	2 122	686	486	73	2 908
Cyprus	180	180	–	80	–	–	100	–
Latvia	36	–	–	–	–	–	–	36
Lithuania	11	–	–	–	–	–	–	11
Luxembourg	108	102	15	15	38	34	–	6
Hungary	1 399	909	–	190	179	485	55	490
Netherlands	860	160	150	10	–	–	–	700
Austria	2 020	1 755	475	815	150	130	185	265
Poland	5 279	4 110	519	2 308	193	1 090	–	1 169
Portugal	2 095	1 545	647	430	240	72	156	550
Romania	917	792	33	620	–	139	–	125
Slovenia	335	145	100	45	–	–	–	190
Slovakia	400	220	–	5	–	215	–	180
Finland	1 403	1 403	54	914	36	199	200	–
Sweden	708	708	66	140	44	458	–	–
United Kingdom	4 782	4 252	1 005	1 034	1 212	486	515	531
EFTA <sup>(2)</sup>	130	130	100	–	–	30	–	–
<b>Total</b>	<b>53 750</b>	<b>40 720</b>	<b>8 732</b>	<b>15 658</b>	<b>5 005</b>	<b>8 565</b>	<b>2 760</b>	<b>13 031</b>

**Table D: Loans provided within the European Union from 2007 to 2011**  
Breakdown by country and sector

(EUR million)

	Total	Individual loans	Infrastructure			Industry Services Agriculture	Education Health	Credit lines
			Energy	Communi-cations	Water management and sundry infrastructure			
Belgium	7 124	5 736	1 485	782	2 038	924	507	1 389
Bulgaria	2 008	1 444	3	1 054	377	11	–	564
Czech Republic	7 591	5 704	650	2 437	1 037	1 195	384	1 887
Denmark	1 552	1 310	440	–	–	870	–	242
Germany	36 312	26 978	3 067	5 350	2 343	14 176	2 043	9 334
Estonia	1 186	1 152	295	354	416	–	88	35
Ireland	2 531	2 096	1 107	765	15	–	209	435
Greece	7 597	5 954	1 506	2 955	680	453	360	1 643
Spain	44 689	34 857	6 510	17 196	3 633	3 189	4 328	9 832
France	24 927	20 087	3 134	7 740	2 909	3 544	2 760	4 840
Italy	40 553	27 603	7 637	9 923	4 994	4 565	484	12 950
Cyprus	992	804	294	110	300	–	100	188
Latvia	1 316	1 040	220	218	370	180	53	276
Lithuania	1 257	1 174	–	246	679	22	226	83
Luxembourg	776	685	65	283	53	268	15	91
Hungary	7 772	5 693	449	1 148	660	2 604	832	2 079
Malta	290	290	250	–	40	–	–	–
Netherlands	6 071	4 271	2 031	1 560	256	406	18	1 800
Austria	7 813	6 005	1 487	2 340	568	679	931	1 808
Poland	20 745	17 822	1 039	9 340	1 901	3 599	1 943	2 923
Portugal	13 417	10 942	2 681	4 075	1 855	1 093	1 238	2 475
Romania	4 088	3 538	498	1 431	669	940	–	550
Slovenia	2 138	1 133	919	145	23	46	–	1 005
Slovakia	2 367	1 541	–	369	710	306	156	827
Finland	4 872	4 447	404	1 809	74	1 752	408	425
Sweden	6 475	6 475	170	731	44	4 831	698	–
United Kingdom	23 028	20 400	6 290	4 119	4 476	2 751	2 765	2 627
EFTA <sup>(2)</sup>	180	180	150	–	–	30	–	–
<b>Total</b>	<b>279 667</b>	<b>219 361</b>	<b>42 780</b>	<b>76 481</b>	<b>31 119</b>	<b>48 435</b>	<b>20 546</b>	<b>60 306</b>

**Table E: Loans provided within the European Union in 2011 and from 2007 to 2011**  
Detailed breakdown by sector

(EUR million)

	2011		2007-2011	
	Amount	% of total	Amount	% of total
<b>Energy and infrastructure</b>	<b>29 395</b>	<b>54.7</b>	<b>150 380</b>	<b>53.8</b>
<b>Energy</b>	<b>8 732</b>	<b>16.2</b>	<b>42 780</b>	<b>15.3</b>
Production	5 099	9.5	22 391	8.0
<i>Electricity</i>	4 415	8.2	19 527	7.0
<i>Oil and natural gas</i>	421	0.8	1 692	0.6
<i>Heat</i>	263	0.5	1 172	0.4
Transport and supply	3 458	6.4	19 514	7.0
<i>Electricity</i>	2 383	4.4	13 289	4.8
<i>Oil and natural gas</i>	1 075	2.0	6 006	2.1
<i>Heat</i>	–	–	219	0.08
Nuclear fuel production and processing	175	0.3	875	0.3
<b>Transport</b>	<b>14 269</b>	<b>26.5</b>	<b>66 601</b>	<b>23.8</b>
Railways	4 624	8.6	18 096	6.5
Urban transport	4 411	8.2	15 865	5.7
Roads, motorways	3 876	7.2	21 893	7.8
Maritime transport	793	1.5	4 458	1.6
Air transport	500	0.9	5 829	2.1
Intermodal freight terminals and other	66	0.1	460	0.2
<b>Telecommunications</b>	<b>1 389</b>	<b>2.6</b>	<b>9 880</b>	<b>3.5</b>
Mobile telephony	670	1.2	2 815	1.0
Composite telecommunications	483	0.9	2 632	0.9
PSTN; transmission and broadcasting networks	236	0.4	4 008	1.4
Satellites, ground stations	–	–	425	0.2
<b>Water, sewerage, solid waste</b>	<b>3 681</b>	<b>6.8</b>	<b>15 663</b>	<b>5.6</b>
Water catchment, treatment and supply	2 110	3.9	8 328	3.0
Sewerage and waste management	1 571	2.9	7 335	2.6
<b>Urban infrastructure</b>	<b>1 325</b>	<b>2.5</b>	<b>15 456</b>	<b>5.5</b>
Urban renewal	1 209	2.2	10 342	3.7
Urban development schemes	115	0.2	5 113	1.8
<b>Industry, services, health, education, agriculture</b>	<b>11 325</b>	<b>21.1</b>	<b>68 981</b>	<b>24.7</b>
<b>Industry</b>	<b>5 568</b>	<b>10.4</b>	<b>35 923</b>	<b>12.8</b>
Transport equipment	2 107	3.9	15 146	5.4
Machinery and equipment	1 128	2.1	2 793	1.0
Electrical engineering and electronics	785	1.5	5 186	1.9
Chemicals and chemical products	665	1.2	4 475	1.6
Pulp, paper products; publishing and printing	320	0.6	1 639	0.6
Basic metals and metal products	314	0.6	2 269	0.8
Refined petroleum products	185	0.3	2 320	0.8
Other manufacturing industries	64	0.1	64	0.0
Other non-metallic mineral products	–	–	597	0.2
Rubber and plastics	–	–	700	0.3
Food products and beverages	–	–	307	0.1
Civil engineering	–	–	427	0.2
<b>Services</b>	<b>2 023</b>	<b>3.8</b>	<b>11 153</b>	<b>4.0</b>
Research and development	1 412	2.6	6 901	2.5
Other services	611	1.1	4 252	1.5
<b>Agriculture</b>	<b>974</b>	<b>1.8</b>	<b>1 359</b>	<b>0.5</b>
<b>Health, education</b>	<b>2 760</b>	<b>5.1</b>	<b>20 546</b>	<b>7.3</b>
Education, training	1 451	2.7	11 972	4.3
Health	1 309	2.4	8 574	3.1
<b>Total individual loans</b>	<b>40 720</b>	<b>75.8</b>	<b>219 361</b>	<b>78.4</b>
<b>Total credit lines</b>	<b>13 031</b>	<b>24.2</b>	<b>60 306</b>	<b>21.6</b>
<b>Grand total</b>	<b>53 750</b>	<b>100.0</b>	<b>279 667</b>	<b>100.0</b>



**Table F: Breakdown of loans by region in 2011 and from 2007 to 2011**

This analytical table is based on NUTS 1 or 2 regional classification, depending on the country concerned. Where possible, individual loans covering several regions have been subdivided. EUROSTAT estimates of per capita (2008) GDP expressed in terms of purchasing power parities (EU27=100). 2010 unemployment rate (EU27=9.6). 2010 population figures ('000).

(Amounts in EUR million)

	<i>GDP per capita</i>	<i>Unemployment rate (%)</i>	<i>Population ('000)</i>	2011	2007-2011
<b>Belgium</b>	<b>115</b>	<b>8.3</b>	<b>10 840</b>	<b>1 333</b>	<b>7 124</b>
Bruxelles-Brussel	216	17.3	1 090	3	551
Vlaams Gewest	115	5.1	6 252	556	2 531
Région wallone	84	11.4	3 498	177	1 530
Multiregional	-	-	-	273	1 123
Credit lines	-	-	-	324	1 389
<b>Bulgaria</b>	<b>44</b>	<b>10.2</b>	<b>7 564</b>	<b>156</b>	<b>2 008</b>
Yugozapaden	73	6.8	2 113	25	179
Yugoiztochen	36	10.6	1 117	-	3
Severen tsentralen	30	11.5	915	-	2
Severozapaden	28	11.0	903	-	2
Multiregional	-	-	-	3	1 259
Credit lines	-	-	-	129	564
<b>Czech Republic</b>	<b>80</b>	<b>7.3</b>	<b>10 507</b>	<b>1 246</b>	<b>7 591</b>
Praha	172	3.7	1 249	336	561
Strední Cechy	74	5.2	1 248	75	375
Moravskoslezsko	69	10.2	1 247	-	318
Jihozápad	68	5.6	1 210	45	262
Jihovýchod	65	7.5	1 667	-	224
Severovýchod	65	7.0	1 510	-	62
Strední Morava	64	8.8	1 233	-	276
Severozápad	62	11.1	1 144	25	170
Multiregional	-	-	-	185	3 457
Credit lines	-	-	-	580	1 888
<b>Denmark</b>	<b>123</b>	<b>7.4</b>	<b>5 535</b>	<b>155</b>	<b>1 552</b>
<b>Germany</b>	<b>116</b>	<b>7.1</b>	<b>82 218</b>	<b>6 112</b>	<b>36 312</b>
Hamburg	188	7.1	1 774	-	672
Bremen	158	8.1	662	-	406
Hessen	139	5.9	6 062	20	650
Bayern	135	4.4	12 510	974	3 911
Baden-Württemberg	129	4.8	10 745	697	3 737
Nordrhein-Westfalen	116	7.5	17 873	860	3 190
Saarland	114	7.0	1 023	-	115
Niedersachsen	102	6.5	7 929	519	1 870
Rheinland-Pfalz	100	5.5	4 013	-	722
Berlin	99	13.2	3 443	52	880
Schleswig-Holstein	99	6.8	2 832	125	125
Sachsen	86	11.3	4 169	416	1 497
Sachsen-Anhalt	85	11.4	2 356	-	437
Thüringen	84	8.6	2 250	-	868
Brandenburg	82	10.0	2 512	249	2 633
Mecklenburg-Vorpommern	81	12.4	1 651	80	380
Multiregional	-	-	-	720	4 884
Credit lines	-	-	-	1 400	9 334
<b>Estonia</b>	<b>68</b>	<b>16.9</b>	<b>1 340</b>	<b>183</b>	<b>1 186</b>
<b>Ireland</b>	<b>133</b>	<b>13.5</b>	<b>4 468</b>	<b>475</b>	<b>2 531</b>
<b>Greece</b>	<b>94</b>	<b>12.5</b>	<b>11 305</b>	<b>958</b>	<b>7 597</b>
Attiki	113	12.3	4 110	250	1 218
Nisia Aigaiou, Kriti	97	11.9	1 120	-	125
Kentriki Ellada	83	11.9	2 485	150	535
Voreia Ellada	78	13.5	3 590	-	803
Multiregional	-	-	-	160	3 274
Credit lines	-	-	-	398	1 643
<b>Spain</b>	<b>103</b>	<b>20.1</b>	<b>45 989</b>	<b>9 079</b>	<b>44 689</b>
País Vasco	138	10.5	2 139	800	2 789
Comunidad de Madrid	134	16.1	6 336	610	2 854
Comunidad Foral de Navarra	131	11.8	619	26	577
Cataluña	121	17.8	7 301	704	5 795
Aragón	113	14.8	1 313	307	674
Illes Balears	111	20.4	1 079	396	801
La Rioja	111	14.3	314	99	201
Cantabria	105	13.9	578	2	185
Castilla y León	100	15.8	2 499	510	2 697
Principado de Asturias	97	16.0	1 058	268	1 135
Comunidad Valenciana	93	23.3	4 994	655	3 620
Canarias	90	28.7	1 088	200	392
Galicia	89	15.4	2 739	82	989
Región de Murcia	85	23.4	1 461	218	920
Andalucía	80	28.0	8 206	846	4 014
Castilla-La Mancha	80	21.0	2 036	816	3 063
Extremadura	73	23.0	1 083	10	237

**Table F: Breakdown of loans by region in 2011 and from 2007 to 2011 (continued)**
*(Amounts in EUR million)*

	<i>GDP per capita</i>	<i>Unemployment rate (%)</i>	<i>Population ('000)</i>	2011	2007-2011
<b>Spain (continued)</b>					
Multiregional	-	-	-	301	3 915
Credit lines	-	-	-	2 230	9 832
<b>France</b>	<b>107</b>	<b>9.7</b>	<b>64 716</b>	<b>4 954</b>	<b>24 927</b>
Île-de-France	168	8.9	11 798	694	3 591
Rhône-Alpes	107	8.5	6 212	134	1 343
Provence-Alpes-Côte d'Azur	101	10.2	4 951	-	796
Alsace	99	8.3	1 856	-	160
Champagne-Ardenne	98	9.6	1 334	100	212
Haute-Normandie	97	10.2	1 833	60	205
Aquitaine	96	8.5	3 227	480	560
Midi-Pyrénées	96	8.3	2 893	66	798
Pays de la Loire	96	8.9	3 565	276	403
Bourgogne	93	9.4	1 643	-	163
Bretagne	93	7.2	3 195	341	443
Centre	93	7.3	2 545	471	1 039
Auvergne	89	7.4	1 345	-	333
Poitou-Charentes	88	8.1	1 774	593	797
Franche-Comté	87	8.7	1 173	-	506
Nord - Pas-de-Calais	87	13.1	4 026	-	409
Basse-Normandie	86	8.6	1 474	-	110
Lorraine	86	9.8	2 350	165	262
Limousin	85	7.3	746	-	2
Languedoc-Roussillon	84	14.4	2 633	275	444
Picardie	84	12.0	1 914	-	429
Martinique	76	21.0	400	-	180
Guadeloupe	69	23.8	452	-	175
Réunion	63	28.9	833	-	255
Guyane	50	21.0	232	-	9
Multiregional	-	-	-	697	6 464
Credit lines	-	-	-	600	4 840
<b>Italy</b>	<b>104</b>	<b>8.4</b>	<b>60 340</b>	<b>8 436</b>	<b>40 553</b>
Lombardia	134	5.6	9 826	857	3 319
Emilia-Romagna	127	5.7	4 377	154	1 913
Lazio	123	9.3	5 682	262	2 007
Provincia Autonoma Trento	122	4.3	525	30	56
Veneto	122	5.8	4 912	920	1 724
Valle d'Aosta	121	4.4	128	14	218
Friuli-Venezia Giulia	117	5.7	1 234	-	150
Piemonte	114	7.6	4 446	372	1 454
Toscana	114	6.1	3 730	374	1 215
Liguria	108	6.5	1 616	47	98
Marche	106	5.7	1 578	-	1 369
Abruzzo	85	8.8	1 339	-	61
Sardegna	79	14.1	1 672	71	159
Basilicata	76	13.0	589	22	112
Puglia	67	13.5	4 084	140	1 227
Calabria	66	11.9	2 009	83	594
Campania	66	14.0	5 825	201	1 467
Sicilia	66	14.7	5 043	78	635
Multiregional	-	-	-	1 905	9 829
Credit lines	-	-	-	2 908	12 950
<b>Cyprus</b>	<b>97</b>	<b>6.2</b>	<b>803</b>	<b>180</b>	<b>992</b>
<b>Latvia</b>	<b>56</b>	<b>18.7</b>	<b>2 248</b>	<b>36</b>	<b>1 316</b>
<b>Lithuania</b>	<b>61</b>	<b>17.8</b>	<b>3 329</b>	<b>11</b>	<b>1 257</b>
<b>Luxembourg</b>	<b>279</b>	<b>4.4</b>	<b>502</b>	<b>108</b>	<b>776</b>
<b>Hungary</b>	<b>64</b>	<b>11.2</b>	<b>10 014</b>	<b>1 399</b>	<b>7 772</b>
Közép-Magyarország	107	8.9	2 951	150	461
Dunántúl	55	10.4	3 043	9	393
Alföld és Észak	41	13.6	4 020	10	603
Magyarország	40	16.0	1 209	-	150
Multiregional	-	-	-	740	4 086
Credit lines	-	-	-	490	2 079
<b>Malta</b>	<b>78</b>	<b>6.9</b>	<b>414</b>	<b>-</b>	<b>290</b>
<b>Netherlands</b>	<b>134</b>	<b>4.5</b>	<b>16 575</b>	<b>860</b>	<b>6 071</b>
West-Nederland	145	-	7 777	150	2 082
Zuid-Nederland	128	-	3 567	-	326
Oost-Nederland	112	-	3 517	-	414
Multiregional	-	-	-	10	1 449
Credit lines	-	-	-	700	1 800

**Table F: Breakdown of loans by region in 2011 and from 2007 to 2011 (continued)**
*(Amounts in EUR million)*

	<i>GDP per capita</i>	<i>Unemployment rate (%)</i>	<i>Population ('000)</i>	2011	2007-2011
<b>Austria</b>	<b>124</b>	<b>4.4</b>	<b>8 375</b>	<b>2 020</b>	<b>7 813</b>
Ostösterreich	129	5.4	3 591	520	2 637
Westösterreich	128	3.4	3 017	985	2 318
Südösterreich	106	4.1	1 768	235	808
Multiregional	-	-	-	15	243
Credit lines	-	-	-	265	1 808
<b>Poland</b>	<b>56</b>	<b>9.6</b>	<b>38 167</b>	<b>5 279</b>	<b>20 745</b>
Mazowieckie	89	7.4	5 222	180	2 262
Śląskie	61	9.1	4 641	681	1 243
Dolnośląskie	60	11.3	2 877	60	219
Wielkopolskie	59	8.8	3 408	95	416
Pomorskie	53	9.3	2 230	129	237
Łódzkie	52	9.3	2 542	51	754
Zachodniopomorskie	51	12.3	1 693	178	503
Kujawsko-Pomorskie	49	10.6	2 069	78	1 418
Malopolskie	49	9.1	3 298	-	174
Lubuskie	48	10.5	1 010	-	65
Opolskie	48	9.6	1 031	-	72
Swietokrzyskie	45	12.0	1 270	120	120
Lubelskie	39	9.9	2 157	240	366
Podkarpackie	39	11.7	2 102	829	829
Multiregional	-	-	-	1 469	9 145
Credit lines	-	-	-	1 169	2 923
<b>Portugal</b>	<b>78</b>	<b>10.8</b>	<b>10 638</b>	<b>2 095</b>	<b>13 417</b>
Lisboa e Vale do Tejo	109	11.3	2 831	63	708
Região Autónoma da Madeira	103	7.4	247	-	63
Algarve	86	13.4	434	-	103
Região Autónoma dos Açores	73	6.9	245	-	124
Alentejo	72	11.4	753	96	1 479
Centro	64	7.7	2 381	186	1 654
Norte	62	12.6	3 746	425	2 371
Multiregional	-	-	-	775	4 441
Credit lines	-	-	-	550	2 475
<b>Romania</b>	<b>47</b>	<b>7.3</b>	<b>21 462</b>	<b>917</b>	<b>4 088</b>
<b>Slovenia</b>	<b>91</b>	<b>7.2</b>	<b>2 047</b>	<b>335</b>	<b>2 138</b>
<b>Slovakia</b>	<b>72</b>	<b>14.4</b>	<b>5 425</b>	<b>400</b>	<b>2 367</b>
<b>Finland</b>	<b>118</b>	<b>8.4</b>	<b>5 351</b>	<b>1 403</b>	<b>4 872</b>
Etelä-Suomi	134	7.4	2 672	1 075	2 606
Länsi-Suomi	106	9.0	1 355	141	244
Pohjois-Suomi	103	10.1	644	-	140
Itä-Suomi	89	10.1	652	17	112
Multiregional	-	-	-	170	1 345
Credit lines	-	-	-	-	425
<b>Sweden</b>	<b>122</b>	<b>8.4</b>	<b>9 341</b>	<b>708</b>	<b>6 475</b>
Stockholm	167	7.0	2 019	371	2 705
Övre Norrland	118	9.2	508	85	85
Västsverige	117	8.5	1 866	-	1 961
Mellersta Norrland	113	10.2	-	-	161
Småland med öarna	110	7.7	810	-	54
Sydsverige	107	8.6	1 384	171	252
Norra Mellansverige	106	8.7	-	81	449
Östra Mellansverige	105	9.5	1 558	-	54
Multiregional	-	-	-	-	754
Credit lines	-	-	-	-	-
<b>United Kingdom</b>	<b>115</b>	<b>7.8</b>	<b>62 027</b>	<b>4 782</b>	<b>23 028</b>
London	196	9.0	7 789	-	3 135
South East	121	6.1	8 479	172	1 428
Scotland	112	8.2	5 208	251	1 713
East of England	109	6.6	5 799	437	909
South West	104	5.9	5 252	225	1 192
East Midlands	100	7.6	4 466	215	238
West Midlands	100	10.9	5 443	88	884
North West	98	7.9	6 917	1 453	2 583
Yorkshire and the Humber	96	9.2	5 280	176	622
Northern Ireland	91	7.2	1 794	-	412
North East	89	9.3	2 595	288	691
Wales	85	8.6	3 003	117	464
Multiregional	-	-	-	831	6 128
Credit lines	-	-	-	531	2 627
<b>EFTA</b>	<b>-</b>	<b>-</b>	<b>-</b>	<b>130</b>	<b>180</b>
<b>Total</b>	<b>100</b>	<b>9.6</b>	<b>-</b>	<b>53 750</b>	<b>279 667</b>

**Table G: Lending facilities and mandates outside the EU, situation as at 31.12.2011**

	Period of validity	Financial envelope EUR m	Available instruments			
			Loans, loan guarantees	Risk capital	Technical assistance	Interest subsidies
<b>I EIB Own Resources Lending</b> (source of funds specified below)						
<b>1.1 with Member States' or EU Guarantee</b>						
<b>1.1.1 with Member States' Guarantee</b>						
ACP <sup>(1)</sup> (Cotonou Partnership Agreement)	2008-2013	2 000	Yes	No	Yes <sup>(11)</sup>	Yes <sup>(11)</sup>
OCT <sup>(2)</sup> (Council Decision)	2008-2013	30	Yes	No	Yes <sup>(11)</sup>	Yes <sup>(11)</sup>
<b>1.1.2 with EU Guarantee (Council Decision)</b>						
Pre-Accession Countries <sup>(3)</sup>	2007-2013	9 048	Yes	No	Yes <sup>(12)</sup>	Yes <sup>(12)</sup>
Neighbourhood and Partnership Countries	2007-2013	13 548				
– Mediterranean <sup>(4)</sup>		9 700	Yes	Yes <sup>(13)</sup>	Yes <sup>(13)</sup>	Yes <sup>(13)</sup>
– Eastern Europe, Southern Caucasus and Russia <sup>(5)</sup>		3 848	Yes	No	Yes <sup>(13)</sup>	Yes <sup>(13)</sup>
Asia and Latin America <sup>(6)</sup>	2007-2013	3 952				
– Asia		1 040	Yes	No	No	No
– Latin America		2 912	Yes	No	No	No
Republic of South Africa	2007-2013	936	Yes	No	No	No
<b>1.2 EIB Own Risk Facilities</b>						
Pre-Accession Facility	up to 2013	25 200	Yes	Yes <sup>(14)</sup>	No	No
Mediterranean Partnership Facility II	2007-2013	2 000	Yes	Yes <sup>(14)</sup>	No	No
Facility for Energy Sustainability and Security of Supply <sup>(7)</sup>	2007-2013	4 500	Yes	No	No	No
EFTA Facility <sup>(8)</sup>	up to 2013	3 300	Yes	No	No	No
Eastern Partners Facility <sup>(9)</sup>	2009-2013	1 500	Yes	Yes <sup>(14)</sup>	Yes <sup>(15)</sup>	No
<b>II Third Party Resources Lending</b>						
ACP Investment Facility (Cotonou Agreement)	2003-2013	3 137	Yes	Yes	Yes <sup>(11)</sup>	Yes <sup>(11)</sup>
OCT Risk Capital (Council Decision)	2003-2013	48.5	Yes	Yes	Yes <sup>(11)</sup>	Yes <sup>(11)</sup>

**The eligible countries and regions include:**
**(1) African, Caribbean and Pacific States (ACP)**

**Africa:** Angola, Benin, Botswana, Burkina Faso, Burundi, Cameroon, Cape Verde, Central African Republic, Chad, Comoros, Congo (Brazzaville), Congo (Kinshasa), Djibouti, Equatorial Guinea, Eritrea, Ethiopia, Gabon, Gambia, Ghana, Guinea, Guinea Bissau, Côte d'Ivoire, Kenya, Lesotho, Liberia, Madagascar, Malawi, Mali, Mauritania, Mauritius, Mozambique, Namibia, Niger, Nigeria, Rwanda, São Tomé and Príncipe, Senegal, Seychelles, Sierra Leone, South Africa, Sudan, Swaziland, Tanzania, Togo, Uganda, Zambia, Zimbabwe.

**Caribbean:** Antigua and Barbuda, Bahamas, Barbados, Belize, Dominica, Dominican Republic, Grenada, Guyana, Haiti, Jamaica, Saint Kitts and Nevis, Saint Lucia, Saint Vincent and the Grenadines, Suriname, Trinidad and Tobago.

**Pacific:** Cook Islands, East Timor, Federated State of Micronesia, Fiji, Kiribati, Marshall Islands, Nauru, Niue, Palau, Papua New Guinea, Samoa, Solomon Islands, Tonga, Tuvalu, Vanuatu.

**(2) Overseas Countries and Territories (OCT)**

Anguilla, Montserrat, British Virgin Islands, Cayman Islands, Turks and Caicos Islands, Falkland Islands, South Georgia and the South Sandwich Islands, Saint Helena, Pitcairn Islands, British Antarctic Territory, British Indian Ocean Territory, French Polynesia, New Caledonia and Dependencies, Wallis and Futuna, French Southern and Antarctic Territories, Mayotte, Saint Pierre and Miquelon, Aruba, Netherlands Antilles, Greenland.

**(3) Pre-Accession Countries**

**Candidate Countries:** Croatia, Iceland, the Former Yugoslav Republic of Macedonia, Montenegro and Turkey.

**Potential Candidate Countries:** Albania, Bosnia and Herzegovina, Kosovo under United Nations Security Council Resolution 1244 (1999), Serbia.

**(4) Mediterranean Countries:** Algeria, Egypt, the West Bank and the Gaza Strip, Israel, Jordan, Lebanon, Libya, Morocco, Syria, Tunisia.

**(5) Eastern Europe (Moldova, Ukraine), Southern Caucasus (Armenia, Azerbaijan, Georgia) and Russia.**
**(6) Asia (excluding Central Asia):** Bangladesh, Brunei, Cambodia, China (including Hong Kong and Macao Special Administrative Regions), India, Indonesia, Iraq, South Korea,

Laos, Malaysia, Maldives, Mongolia, Nepal, Pakistan, the Philippines, Singapore, Sri Lanka, Thailand, Vietnam, Yemen.

**Central Asia:** Kazakhstan, Kyrgyzstan, Tajikistan, Turkmenistan, Uzbekistan.

**Latin America:** Argentina, Bolivia, Brazil, Chile, Colombia, Costa Rica, Ecuador, El Salvador, Guatemala, Honduras, Mexico, Nicaragua, Panama, Paraguay, Peru, Uruguay, Venezuela.

(7) Eligible regions include ACP, Mediterranean countries, Eastern Europe, Southern Caucasus, Russia, Asia including Central Asia, Latin America and South Africa.

(8) **EFTA countries:** Iceland, Liechtenstein, Norway and Switzerland.

(9) **Eastern Partner Countries:** Armenia, Azerbaijan, Georgia, Moldova, Ukraine and Russia.

**Financial envelope of the EIB external mandate:**

(10) The maximum ceiling for EIB financing under the EU guarantee comprises a General Mandate of EUR 27 484 million (broken down into regional ceilings indicated in the table) and a Climate Change Mandate of EUR 2 000 million for all regions eligible under the mandate.

**Risk capital, technical assistance and interest subsidies funded by:**

(11) EDF resources, direct contributions from Member States or EIB own resources.

(12) EU budget resources or EIB own resources.

(13) EU budget resources or contributions from the Member States.

(14) EIB own resources for indirect equity investments through infrastructure funds.

(15) Voluntary contributions from donor countries and possibly the European Commission.

In addition to the region-specific instruments reflected in the table, the EIB Group manages the Global Energy Efficiency and Renewable Energy Fund SICAV-SIF (GEEREF), which is a global risk capital fund mobilising private investment for clean energy projects in developing countries and economies in transition. It is sponsored by the European Union, Germany and Norway.

**Table H: Financing provided in the Partner Countries in 2011**  
Breakdown by country and sector

(EUR million)

	Total	Resources		Sector					
		own	budgetary	Energy	Communications	Water management and sundry infrastructure	Industry Services	Education Health	Credit lines
<b>ENLARGEMENT COUNTRIES</b>	<b>3 451</b>	<b>3 451</b>	–	<b>615</b>	<b>835</b>	<b>167</b>	<b>684</b>	<b>106</b>	<b>1 045</b>
Turkey	2 043	2 043	–	545	695	–	169	–	634
Serbia	711	711	–	–	–	–	515	–	196
Croatia	305	305	–	–	68	112	–	6	120
Bosnia and Herzegovina	170	170	–	–	–	55	–	100	15
FYROM	125	125	–	–	65	–	–	–	60
Iceland	70	70	–	70	–	–	–	–	–
Montenegro	18	18	–	–	7	–	–	–	11
Albania	10	10	–	–	–	–	–	–	10
<b>EASTERN EUROPE, SOUTHERN CAUCASUS, RUSSIA</b>	<b>776</b>	<b>776</b>	–	<b>201</b>	<b>450</b>	–	<b>75</b>	–	<b>50</b>
Ukraine	625	625	–	175	450	–	–	–	–
Russia	100	100	–	25	–	–	75	–	–
Moldova	20	20	–	–	–	–	–	–	20
Armenia	16	16	–	1	–	–	–	–	15
Georgia	15	15	–	–	–	–	–	–	15
<b>MEDITERRANEAN COUNTRIES</b>	<b>975</b>	<b>965</b>	<b>10</b>	<b>50</b>	<b>163</b>	<b>262</b>	<b>421</b>	–	<b>79</b>
Tunisia	303	303	–	–	163	–	140	–	–
Israel	262	262	–	–	–	262	–	–	–
Morocco	200	200	–	–	–	–	200	–	–
Jordan	81	81	–	–	–	–	81	–	–
Egypt	50	50	–	50	–	–	–	–	–
Regional	49	39	10	–	–	–	–	–	49
Lebanon	30	30	–	–	–	–	–	–	30
<b>ACP-OCT</b>	<b>591</b>	<b>387</b>	<b>204</b>	<b>57</b>	<b>188</b>	<b>102</b>	–	–	<b>244</b>
<i>Africa</i>	462	387	75	57	138	102	–	–	165
Southern and Indian Ocean	184	179	5	34	88	27	–	–	35
East	157	125	32	–	50	75	–	–	32
West	101	83	18	23	–	–	–	–	78
Multiregional	12	–	12	–	–	–	–	–	12
Central and Equatorial	8	–	8	–	–	–	–	–	8
<i>Caribbean</i>	124	–	124	–	50	–	–	–	74
<i>Regional ACP</i>	5	–	5	–	–	–	–	–	5
<b>SOUTH AFRICA</b>	<b>165</b>	<b>165</b>	–	<b>50</b>	–	<b>115</b>	–	–	–
<b>ASIA, LATIN AMERICA (ALA)</b>	<b>1 171</b>	<b>1 171</b>	–	<b>918</b>	<b>100</b>	–	<b>154</b>	–	–
<b>Latin America</b>	<b>963</b>	<b>963</b>	–	<b>709</b>	<b>100</b>	–	<b>154</b>	–	–
Brazil	600	600	–	500	100	–	–	–	–
Regional	104	104	–	100	–	–	4	–	–
Argentina	76	76	–	–	–	–	76	–	–
Mexico	73	73	–	–	–	–	73	–	–
Chile	55	55	–	55	–	–	–	–	–
Nicaragua	54	54	–	54	–	–	–	–	–
<b>Asia</b>	<b>208</b>	<b>208</b>	–	<b>208</b>	–	–	–	–	–
India	200	200	–	200	–	–	–	–	–
Tajikistan	8	8	–	8	–	–	–	–	–
<b>Total</b>	<b>7 129</b>	<b>6 916</b>	<b>214</b>	<b>1 891</b>	<b>1 736</b>	<b>645</b>	<b>1 334</b>	<b>106</b>	<b>1 418</b>

**Table I: Financing provided in the Enlargement Countries from 2007 to 2011**  
Breakdown by country and sector

(EUR million)

	Total	Sector					
		Energy	Communications	Water management and sundry infrastructure	Industry Services	Education Health	Credit lines
Turkey	11 479	1 710	2 809	350	1 807	–	4 803
Serbia	2 689	65	992	75	733	120	705
Croatia	1 726	190	294	246	61	6	930
Bosnia and Herzegovina	924	103	125	165	21	100	410
Iceland	386	386	–	–	–	–	–
FYROM	289	–	65	50	4	–	170
Montenegro	228	3	49	49	8	–	120
Albania	94	–	73	–	1	–	20
<b>Total</b>	<b>17 815</b>	<b>2 456</b>	<b>4 407</b>	<b>934</b>	<b>2 634</b>	<b>226</b>	<b>7 158</b>

**Table J: Financing provided in Eastern Europe, Southern Caucasus and Russia from 2007 to 2011**

Breakdown by country and sector

(EUR million)

	Total	Sector				
		Energy	Communica-tions	Water manage-ment and sundry infrastructure	Industry Services	Credit lines
Ukraine	1 091	325	650	16	-	100
Russia	483	275	115	18	75	-
Moldova	255	-	130	10	75	40
Georgia	190	100	-	40	-	50
Armenia	21	1	5	-	-	15
<b>Total</b>	<b>2 039</b>	<b>701</b>	<b>900</b>	<b>83</b>	<b>150</b>	<b>205</b>

**Table K: Financing provided in the Mediterranean Countries from 2007 to 2011**

Breakdown by country and sector

(EUR million)

	Total	Resources		Sector					
		own	budgetary	Energy	Communica-tions	Water manage-ment and sundry infrastructure	Industry Services	Education Health	Credit lines
Tunisia	1 935	1 931	4	710	696	-	325	-	204
Morocco	1 785	1 760	25	320	940	-	300	200	25
Egypt	1 487	1 456	31	1 040	-	70	346	-	31
Syria	697	695	2	275	-	105	105	130	82
Algeria	503	500	3	500	-	-	3	-	-
Israel	497	497	-	-	-	407	89	-	-
Lebanon	459	447	12	-	-	70	-	-	389
Jordan	334	334	-	-	37	166	81	-	50
Mediterranean Group	147	55	92	-	-	-	-	-	147
Gaza-West Bank	5	-	5	-	-	-	-	-	5
<b>Total</b>	<b>7 846</b>	<b>7 674</b>	<b>172</b>	<b>2 845</b>	<b>1 673</b>	<b>818</b>	<b>1 250</b>	<b>330</b>	<b>931</b>

**Table L: Financing provided in the ACP States and the OCT from 2007 to 2011**  
Breakdown by country and sector

(EUR million)

	Total	Resources		Sector				
		own	budgetary	Energy	Communi- cations	Water manage- ment and sundry infrastructure	Industry Services	Credit lines
<b>AFRICA</b>	<b>2 949.6</b>	<b>1 994.3</b>	<b>955.3</b>	<b>673.8</b>	<b>365.2</b>	<b>401.8</b>	<b>532.6</b>	<b>976.2</b>
<i>Southern Africa and Indian Ocean</i>	<i>970.2</i>	<i>873.0</i>	<i>97.2</i>	<i>93.4</i>	<i>168.0</i>	<i>220.3</i>	<i>409.8</i>	<i>78.7</i>
Madagascar	308.0	284.5	23.5	24.5	–	23.5	260.0	–
Lesotho	159.3	154.3	5.0	–	–	154.3	5.0	–
Zambia	129.5	109.5	20.0	–	80.0	–	29.5	20.0
Namibia	117.3	117.3	–	35.0	–	–	82.3	–
Mozambique	98.9	98.9	–	33.9	65.0	–	–	–
Mauritius	63.0	58.0	5.0	–	–	–	28.0	35.0
Seychelles and Dependencies	34.7	34.7	–	–	8.0	26.7	–	–
Malawi	30.8	15.8	15.0	–	–	15.8	–	15.0
Angola	19.1	–	19.1	–	15.0	–	–	4.1
Botswana	5.0	–	5.0	–	–	–	5.0	–
Regional	4.6	–	4.6	–	–	–	–	4.6
<i>West Africa</i>	<i>737.9</i>	<i>525.8</i>	<i>212.1</i>	<i>85.0</i>	<i>54.3</i>	<i>66.5</i>	<i>75.0</i>	<i>457.1</i>
Nigeria	240.0	240.0	–	–	–	–	–	240.0
Regional	198.6	110.0	88.6	–	–	–	–	198.6
Mauritania	82.3	7.3	75.0	–	7.3	–	75.0	–
Cape Verde	77.0	47.0	30.0	30.0	47.0	–	–	–
Benin	45.0	45.0	–	32.0	–	13.0	–	–
Burkina Faso	41.5	41.5	–	23.0	–	18.5	–	–
Senegal	35.0	35.0	–	–	–	35.0	–	–
Ghana	8.0	–	8.0	–	–	–	–	8.0
Niger	8.0	–	8.0	–	–	–	–	8.0
Liberia	2.5	–	2.5	–	–	–	–	2.5
<i>Central and Equatorial Africa</i>	<i>304.1</i>	<i>124.0</i>	<i>180.1</i>	<i>110.0</i>	<i>29.0</i>	<i>40.0</i>	<i>4.1</i>	<i>121.0</i>
Democratic Republic of the Congo	115.0	55.0	60.0	110.0	–	–	–	5.0
Regional	80.0	–	80.0	–	–	–	–	80.0
Cameroon	53.1	40.0	13.1	–	–	40.0	4.1	9.0
Republic of the Congo	29.0	29.0	–	–	29.0	–	–	–
Rwanda	20.0	–	20.0	–	–	–	–	20.0
Gabon	7.0	–	7.0	–	–	–	–	7.0
<i>East Africa</i>	<i>732.8</i>	<i>471.5</i>	<i>261.2</i>	<i>385.5</i>	<i>113.9</i>	<i>75.0</i>	<i>34.1</i>	<i>124.4</i>
Kenya	280.7	242.9	37.8	183.3	63.9	–	–	33.5
Uganda	248.5	75.0	173.5	98.5	–	75.0	5.0	70.0
Tanzania	150.7	150.7	–	100.7	50.0	–	–	–
Ethiopia	29.1	–	29.1	–	–	–	29.1	–
Regional	18.9	–	18.9	–	–	–	–	18.9
Togo	3.0	3.0	–	3.0	–	–	–	–
Djibouti	2.0	–	2.0	–	–	–	–	2.0
<i>Multiregional project</i>	<i>204.7</i>	<i>–</i>	<i>204.7</i>	<i>–</i>	<i>–</i>	<i>–</i>	<i>9.7</i>	<i>195.0</i>
<b>CARIBBEAN</b>	<b>337.3</b>	<b>59.5</b>	<b>277.8</b>	<b>36.6</b>	<b>118.8</b>	<b>–</b>	<b>–</b>	<b>182.0</b>
Dominican Republic	103.1	26.8	76.3	26.8	33.8	–	–	42.5
Regional	97.0	9.0	88.0	–	–	–	–	97.0
Jamaica	85.0	–	85.0	–	85.0	–	–	–
Saint Lucia	10.5	–	10.5	–	–	–	–	10.5
Trinidad and Tobago	10.0	–	10.0	–	–	–	–	10.0
Barbados	9.8	9.8	–	9.8	–	–	–	–
Haiti	8.0	–	8.0	–	–	–	–	8.0
Dominica	8.0	8.0	–	–	–	–	–	8.0
Saint Kitts and Nevis	6.0	6.0	–	–	–	–	–	6.0
<b>PACIFIC</b>	<b>41.4</b>	<b>–</b>	<b>41.4</b>	<b>4.3</b>	<b>23.1</b>	<b>–</b>	<b>–</b>	<b>14.0</b>
Regional	37.1	–	37.1	–	23.1	–	–	14.0
Vanuatu	4.3	–	4.3	4.3	–	–	–	–
<b>ACP GROUP</b>	<b>327.6</b>	<b>–</b>	<b>327.6</b>	<b>–</b>	<b>–</b>	<b>–</b>	<b>–</b>	<b>327.6</b>
<b>Total ACP States</b>	<b>3 656.0</b>	<b>2 053.9</b>	<b>1 602.1</b>	<b>714.7</b>	<b>507.1</b>	<b>401.8</b>	<b>532.6</b>	<b>1 499.8</b>
<b>OCT</b>	<b>45.0</b>	<b>10.0</b>	<b>35.0</b>	<b>–</b>	<b>–</b>	<b>–</b>	<b>–</b>	<b>45.0</b>
French Polynesia	20.0	10.0	10.0	–	–	–	–	20.0
New Caledonia and Dependencies	15.0	–	15.0	–	–	–	–	15.0
Regional	10.0	–	10.0	–	–	–	–	10.0
<b>Grand total</b>	<b>3 701.0</b>	<b>2 063.9</b>	<b>1 637.1</b>	<b>714.7</b>	<b>507.1</b>	<b>401.8</b>	<b>532.6</b>	<b>1 544.8</b>

**Table M: Financing provided in South Africa from 2007 to 2011**

Breakdown by sector

(EUR million)

	Total	Sector				
		Energy	Communi- cations	Water manage- ment and sundry infrastructure	Industry Services	Credit lines
South Africa	811	178	120	315	78	120
<b>Total</b>	<b>811</b>	<b>178</b>	<b>120</b>	<b>315</b>	<b>78</b>	<b>120</b>

**Table N: Financing provided in Asia and Latin America from 2007 to 2011**

Breakdown by country and sector

(EUR million)

	Total	Sector				
		Energy	Communi- cations	Water manage- ment and sundry infrastructure	Industry Services	Credit lines
<b>LATIN AMERICA</b>	<b>2 968</b>	<b>1 234</b>	<b>1 203</b>	<b>27</b>	<b>454</b>	<b>50</b>
Brazil	1 470	790	550	-	130	-
Panama	565	141	397	27	-	-
Argentina	246	-	-	-	246	-
Mexico	201	79	-	-	73	50
Regional	104	100	-	-	4	-
Colombia	100	-	100	-	-	-
Nicaragua	69	69	-	-	-	-
Paraguay	69	-	69	-	-	-
Peru	60	-	60	-	-	-
Chile	55	55	-	-	-	-
Uruguay	28	-	28	-	-	-
<b>ASIA</b>	<b>2 107</b>	<b>1 262</b>	<b>223</b>	<b>60</b>	<b>480</b>	<b>83</b>
China	1 119	786	-	-	333	-
India	450	301	-	-	100	50
Vietnam	370	67	223	-	47	33
Pakistan	100	100	-	-	-	-
Philippines	60	-	-	60	-	-
Tajikistan	8	8	-	-	-	-
Sri Lanka	-	-	-	-	-	-
<b>Total</b>	<b>5 074</b>	<b>2 496</b>	<b>1 426</b>	<b>87</b>	<b>933</b>	<b>133</b>



**Table O: Medium and long-term borrowings raised**  
(before swaps)

Month of issue	Subscription currency	Characteristics (*)	Life (years)	Coupon (%) / Structure	Amount (million)	
					Currency	EUR
<b>PUBLIC BORROWING OPERATIONS</b>						
<b>January</b>						
	EUR	1	1.8	Synthetic BRL-linked dual currency, Bullet	22	22
	TRY	1	4.0	7.375	30	15
	USD	1	2.4	Synthetic BRL-linked dual currency, Bullet	29	22
	RUB	1	5.7	6.500	500	12
	USD	1	5.2	2.250	3 500	2 630
	NOK	1	6.4	4.250	200	26
	ZAR	1	7.9	9.000	300	34
	GBP	1	5.0	FRN	150	179
	EUR	2	19.3	4.00	500	500
	ZAR	1	5.4	7.500	300	34
	EUR	1	1.7	Synthetic BRL-linked dual currency, Bullet	34	34
	GBP	1	4.9	3.000	650	782
	AUD	1	9.5	6.000	600	456
	GBP	1	4.9	3.000	100	120
	ZAR	1	4.7	7.000	300	34
	GBP	1	3.0	FRN	550	658
	RUB	1	3.9	5.500	1 000	25
	TRY	1	5.0	7.250	200	97
	USD	1	7.0	FRN	150	113
	TRY	1	3.5	6.750	200	97
	USD	1	30.0	ZERO-COUPON	40	30
	USD	1	30.0	ZERO-COUPON-CALLABLE	25	19
	RUB	1	3.0	6.000	1 000	25
	RUB	1	6.4	6.750	1 000	25
	RUB	1	4.9	6.500	1 000	25
	RUB	1	5.7	6.500	500	13
	GBP	1	3.6	3.375	200	239
	USD	1	3.1	1.250	4 500	3 359
	NOK	1	5.0	3.000	150	19
	SEK	1	3.0	FRN	1 600	179
	AUD	1	3.3	5.375	350	257
	ZAR	1	3.8	8.500	150	16
	GBP	1	4.8	3.000	300	353
	CHF	1	6.2	1.750	100	77
	AUD	1	3.3	FRN	350	255
	ZAR	1	5.3	7.500	250	26
	GBP	1	4.9	FRN	150	174
	EUR	2	3.0	2.125	5 000	5 000
	ZAR	1	7.9	9.000	300	30
	TRY	1	4.8	8.000	35	16
<b>February</b>						
	AUD	1	9.5	6.000	400	292
	CHF	1	14.0	2.625	75	58
	GBP	1	4.8	3.000	150	176
	GBP	1	3.0	FRN	150	176
	EUR	1	11.6	3.000	500	500
	NOK	1	5.0	3	150	19
	EUR	1	6.9	FRN	500	500
	ZAR	1	5.3	7.500	250	26
	GBP	1	8.1	5.375	50	59
	TRY	1	4.8	8.000	50	23
	USD	1	10.0	4.000	2 000	1 463
	ZAR	1	5.3	8.600	100	10
	ZAR	1	3.3	7.000	150	15
	EUR	2	13.2	4.125	1 000	1 000
	EUR	1	20.0	FRN	200	200
	ZAR	1	3.7	8.500	100	10
	USD	1	30.0	ZERO COUPON - CALLABLE	25	18
	USD	1	30.0	FIXED-BULLET-CALLABLE	50	37
	ZAR	1	7.8	9.000	150	15
	NOK	1	3.2	4.000	500	64
	ZAR	1	3.7	8.500	100	10
	USD	1	2.3	Synthetic BRL-linked dual currency, Bullet	30	22
	EUR	1	4.9	FRN	250	250
	EUR	1	5.9	FRN	250	250
	EUR	1	11.6	3.000	250	250
	AUD	1	3.2	FRN	400	291
	EUR	1	8.5	2.500	250	250
	USD	1	30.0	FIXED-BULLET-CALLABLE	25	18
<b>March</b>						
	ZAR	1	5.2	7.500	375	26
	RUB	1	2.9	6.000	500	13
	ZAR	1	4.6	7.000	200	21
	SEK	1	6.4	4.500	500	57
	GBP	1	5.7	3.250	350	413
	USD	1	30.0	FIXED-CAPITALIZED-BULLET-CALLABLE	25	18
	GBP	1	4.8	FRN	100	116
	USD	1	3.1	Synthetic IDR-linked dual currency, Bullet	23	16
	ZAR	1	7.8	9.000	200	21
	SEK	1	5.3	4.000	750	85
	USD	1	5.2	2.500	3 500	2 515

**Table O: Medium and long-term borrowings raised (continued)**  
(before swaps)

Month of issue	Subscription currency	Characteristics (*)	Life (years)	Coupon (%) / Structure	Amount (million)	
					Currency	EUR
<b>PUBLIC BORROWING OPERATIONS (continued)</b>						
<b>March (continued)</b>						
	ZAR	1	10.0	9.000	300	31
	EUR	2	9.8	3.625	3 000	3 000
	NOK	1	4.8	3.000	200	25
	TRY	1	3.3	6.750	50	22
	USD	1	30.0	FIXED-CAPITALIZED-BULLETCALLABLE	25	18
	TRY	1	4.8	7.250	50	23
	SEK	1	6.4	4.5	400	45
	TRY	1	3.0	8.000	50	23
	EUR	1	4.8	FRN	250	250
	USD	1	3.0	Synthetic ZMK-linked dual currency, Bullet	11	8
<b>April</b>						
	TRY	1	4.0	9.625	75	34
	EUR	2	14.5	4.5	1 000	1 000
	USD	1	3.1	1.500	4 000	2 816
	ZAR	1	10.0	FIXED-BULLETCALLABLE - URIDASHI	150	16
	USD	1	3.0	Synthetic ZMK-linked dual currency, Bullet	11	7
	USD	1	30.0	FIXED-BULLETCALLABLE	40	28
	USD	1	30.0	FIXED-BULLETCALLABLE	30	21
	GBP	1	10.6	4.250	300	341
	TRY	1	4.0	9.625	45	21
	NOK	1	10.1	4.875	1 000	128
	GBP	1	3.8	FRN	150	170
	TRY	1	5.2	14.000	30	14
	EUR	1	5.3	FRN	1 000	1 000
	EUR	2	9.7	3.625	1 000	1 000
	NOK	1	6.1	4.250	500	64
	GBP	1	5.6	3.250	100	113
	GBP	1	4.7	FRN	100	114
	USD	1	5.0	10.000	250	174
	TRY	1	4.6	8.000	30	13
<b>May</b>						
	CHF	1	11.2	2.000	150	117
	TRY	1	3.2	6.750	50	22
	USD	1	30.0	FIXED-BULLETCALLABLE	50	34
	GBP	1	6.6	4.125	125	140
	USD	1	2.1	Synthetic BRL-linked dual currency, Bullet	22	15
	CHF	1	11.2	2.000	50	39
	EUR	1	2.5	Synthetic BRL-linked dual currency, Bullet	15	15
	NOK	1	6.0	4.403	400	51
	TRY	1	1.7	9.000	40	18
	EUR	1	5.2	FRN	250	250
	EUR	1	11.4	3.000	500	500
	NOK	1	6.0	4.250	500	64
	EUR	1	2.5	Synthetic BRL-linked dual currency, Bullet	15	15
	NOK	1	4.0	3.750	1 000	128
	NOK	1	2.1	2.750	300	38
	USD	1	30.0	FIXED-CAPITALIZED-BULLETCALLABLE	25	18
	NOK	1	6.0	4.250	250	32
	NOK	1	2.0	4.500	250	32
	ZAR	1	4.4	7.000	200	20
	USD	1	30.0	FIXED-CAPITALIZED-BULLETCALLABLE	25	18
	NOK	1	3.7	4.250	250	32
	TRY	1	4.7	7.250	50	22
	TRY	1	2.9	8.000	30	13
	TRY	1	5.1	14.000	30	13
	USD	1	30.0	FIXED-CAPITALIZED-BULLETCALLABLE	25	18
	EUR	2	5.1	2.875	5 000	5 000
	USD	1	30.0	FIXED-CAPITALIZED-BULLETCALLABLE	25	18
	GBP	1	3.7	FRN	100	114
	GBP	1	5.5	3.250	100	114
	EUR	2	9.6	3.625	1 500	1 500
	USD	1	30.0	FIXED-CAPITALIZED-BULLETCALLABLE	25	18
	TRY	1	3.1	6.750	50	22
	USD	1	30.0	FIXED-CAPITALIZED-BULLETCALLABLE	25	18
	USD	1	30.0	FIXED-CAPITALIZED-BULLETCALLABLE	25	18
	AUD	1	10.0	FIXED-BULLETKANGOROO	500	374
	GBP	1	2.0	FRN	300	347
	USD	1	30.0	FIXED-CAPITALIZED-BULLETCALLABLE	25	18
	ZAR	1	9.8	FIXED-BULLETCALLABLE - URIDASHI	150	15
	TRY	1	2.3	10.000	35	15
	TRY	1	4.6	7.250	50	22
	SEK	1	11.0	4.250	500	56
<b>June</b>						
	TRY	1	4.4	8.000	35	15
	SEK	1	11.0	4.250	250	28
	USD	1	30.0	FIXED-CAPITALIZED-BULLETCALLABLE	59	41
	TRY	1	2.8	8.000	30	13
	NOK	1	6.3	5.250	400	51
	USD	1	2.8	Synthetic IDR-linked dual currency, Bullet	23	16
	TRY	1	2.5	7.750	30	13

**Table O: Medium and long-term borrowings raised (continued)**  
(before swaps)

Month of issue	Subscription currency	Characteristics (*)	Life (years)	Coupon (%) / Structure	Amount (million)	
					Currency	EUR
<b>PUBLIC BORROWING OPERATIONS (continued)</b>						
<b>June (continued)</b>						
	TRY	1	2.6	10.000	30	13
	NOK	1	4.6	3.000	250	32
	ZAR	1	4.9	7.500	150	15
	NOK	1	1.9	4.500	200	25
	SEK	1	27.8	4.375	1 000	110
	TRY	1	4.4	8.000	30	13
	GBP	1	2.0	FLOATING-BULLET	200	226
	TRY	1	5.0	14.000	30	13
	TRY	1	4.0	8.250	100	44
	AUD	1	8.1	FIXED-BULLET-KANGOROO	350	261
	CHF	1	11.1	2.000	50	42
	TRY	1	4.6	7.250	50	22
	GBP	1	18.0	4.500	150	169
	GBP	1	3.6	FLOATING-BULLET	100	112
	SEK	1	27.8	4.38	1 000	109
	NOK	1	5.0	FLOATING-BULLET	700	90
	GBP	1	6.4	4.13	100	112
	EUR	2	9.5	3.625	1 000	1 000
	USD	1	2.4	Synthetic INR-linked dual currency, Bullet	22	15
	GBP	1	2.6	FLOATING-BULLET	100	111
	EUR	1	5.1	FLOATING-BULLET	250	250
	GBP	1	3.6	FLOATING-BULLET	225	249
	USD	1	1.0	Synthetic GHS-linked dual currency, Bullet	15	10
<b>July</b>						
	TRY	1	3.7	9.625	50	21
	ZAR	1	9.7	FIXED-BULLET - URIDASHI	150	15
	GBP	1	10.4	4.250	100	111
	SEK	1	2.0	2.500	500	55
	USD	1	3.1	1.125	5 000	3 454
	EUR	2	18.8	4.000	1 000	1 000
	ZAR	1	7.4	9	300	31
	TRY	1	7.0	9.250	100	43
	SEK	1	4.1	3.250	500	55
	EUR	1	6.0	0.0000	48	48
	GBP	1	4.4	3.0000	100	114
	GBP	1	4.5	FLOATING-BULLET	100	114
	NOK	1	6.2	5.250	400	51
	TRY	1	2.7	8.000	25	11
	TRY	1	4.9	14.000	30	13
	SEK	1	5.0	4.000	250	27
	SEK	1	5.0	4	250	27
	TRY	1	11.1	FIXED-CAPITALIZED-BULLET	60	23
	NOK	1	2.8	4.000	300	39
<b>August</b>						
	NOK	1	1.9	2.75	250	32
	NOK	1	5.8	4.25	750	96
	SEK	1	20.0	3.500	1 000	108
	RUB	1	4.3	6.500	2 800	67
	EUR	1	11.1	3.000	500	500
	NOK	1	4.4	3.000	300	38
	RUB	1	4.3	6.500	750	18
	ZAR	1	9.6	FIXED-BULLET - URIDASHI	150	15
	NOK	1	9.8	4.875	225	29
	EUR	1	8.1	2.500	500	500
	NOK	1	3.7	3.750	500	64
	EUR	1	11.1	3.000	250	250
	NOK	1	4.4	3.000	300	38
	EUR	1	7.5	2.500	1 000	1 000
<b>September</b>						
	NOK	1	3.4	4.250	250	33
	NOK	1	5.7	4.250	300	39
	NOK	1	4.4	3.000	250	33
	NOK	1	6.1	5.250	250	33
	EUR	2	10.0	2.750	3 000	3 000
	GBP	1	1.8	FLOATING-BULLET	200	227
	USD	1	5.1	1.250	3 000	2 135
	NOK	1	5.0	3.000	1 000	133
	EUR	1	4.9	FLOATING-BULLET	300	300
	NOK	1	3.4	4.250	150	20
	NOK	1	4.3	3.000	250	32
	RUB	1	4.2	6.500	1 000	24
	EUR	1	5.3	FLOAT-BULLET	250	250
	GBP	1	2.3	FLOATING-BULLET	100	114
	NOK	1	3.6	3.750	250	32
	NOK	1	9.6	4.875	310	39
	NOK	1	4.9	3.000	300	38
	NOK	1	4.3	3.000	150	19
<b>October</b>						
	GBP	1	1.7	FLOATING-BULLET	125	146
	SEK	1	5.8	4.500	300	33
	NOK	1	5.6	4.250	300	38

**Table O: Medium and long-term borrowings raised (continued)**  
(before swaps)

Month of issue	Subscription currency	Characteristics (*)	Life (years)	Coupon (%) / Structure	Amount (million)	
					Currency	EUR
<b>PUBLIC BORROWING OPERATIONS (continued)</b>						
<b>October (continued)</b>						
	EUR	2	7.0	2.500	3 000	3 000
	GBP	1	32.4	4.500	50	57
	NOK	1	6.0	5.250	750	96
	SEK	1	4.7	4.000	1 000	109
	SEK	1	9.1	5.000	325	36
	GBP	1	2.9	3.375	300	342
	RUB	1	4.2	6.500	250	6
	NOK	1	7.0	3.750	1 000	129
	NOK	1	5.6	4.250	450	58
	SEK	1	4.7	4.000	350	38
	NOK	1	4.9	3.000	500	65
	USD	1	3.1	0.875	3 000	2 187
	NOK	1	1.2	3.125	280	36
	SEK	1	5.4	2.625	1 000	110
	GBP	1	17.6	4.500	139	160
	CHF	1	12.0	1.625	160	131
	GBP	1	27.4	5.000	60	69
	EUR	2	1.9	3.625	1 000	1 000
	GBP	1	32.3	4.500	96	110
	GBP	1	2.2	FLOATING-BULLET	200	228
	CHF	1	12.0	1.625	50	41
	NOK	1	4.7	FLOATING-BULLET	300	39
<b>November</b>						
	CZK	1	12.0	2.500	2 550	102
	GBP	1	1.6	FLOATING-BULLET	150	174
	EUR	1	2.2	FLOAT-BULLET	250	250
	NOK	1	1.6	2.750	275	35
	NOK	1	4.8	3.000	75	10
<b>December</b>						
	USD	1	3.0	Synthetic ARS-linked dual currency, Bullet	14	11
	<b>261</b>	<b>operations</b>				<b>71 760</b>
<b>PRIVATE BORROWING OPERATIONS</b>						
<b>January</b>						
	USD	1	5.0	Synthetic BRL-linked dual currency, Bullet	119	87
	TRY	1	1.0	4.7	110	51
	EUR	1	20.0	4.1	50	50
<b>February</b>						
	EUR	1	40.0	ZERO COUPON - CALLABLE	50	50
	USD	1	2.5	Synthetic BRL-linked dual currency, Bullet	60	45
	JPY	1	7.0	Synthetic BRL-linked dual currency, Bullet	2 468	14
	JPY	1	7.0	Synthetic BRL-linked dual currency, Bullet	2 445	14
	JPY	1	7.0	Synthetic BRL-linked dual currency, Bullet	2 454	14
<b>March</b>						
	USD	1	10.0	FRN	25	18
<b>April</b>						
	USD	1	30.0	FIXED-CAPITALIZED-BULLET-CALLABLE	50	35
	USD	1	30.0	FIXED-CAPITALIZED-BULLET-CALLABLE	30	21
	USD	1	30.0	FIXED-CAPITALIZED-BULLET-CALLABLE	40	28
	USD	1	10.0	0.5	23	16
	JPY	1	6.0	Synthetic BRL-linked dual currency, Bullet	2 625	14
<b>May</b>						
	USD	1	5.2	2.125	3 000	2 092
	EUR	1	25.0	FIXED-CAPITALIZED-BULLET	40	40
	AUD	1	12.0	0.5	1 100	458
<b>June</b>						
	NZD	1	10.0	FRN	200	114
	USD	1	10.0	0.5	24	16
	EUR	1	10.0	0.5	28	28
	AUD	1	12.0	0.5	550	232
	USD	1	10.0	0.5	24	17
<b>July</b>						
	USD	1	30.0	FIXED-CAPITALIZED-BULLET-CALLABLE	25	17
	EUR	1	40.0	FIXED-CAPITALIZED-BULLET-CALLABLE	60	60
	NZD	1	10.0	0.500	50	19
	AUD	1	12.0	0.500	500	218
	EUR	1	20.0	FRN - CMS- floor cap, bullet- cont to fixed or float	50	50
	USD	1	30.0	FIXED-CAPITALIZED-BULLET-CALLABLE	25	18
	USD	1	10.0	0.5	24	17
<b>September</b>						
	TRY	1	6.0	0.500	140	43
	AUD	1	12.0	0.5	220	103
	TRY	1	7.0	0.5	50	14

**Table O: Medium and long-term borrowings raised (continued)**  
(before swaps)

Month of issue	Subscription currency	Characteristics (*)	Life (years)	Coupon (%) / Structure	Amount (million)	
					Currency	EUR
<i>PRIVATE BORROWING OPERATIONS (continued)</i>						
<b>October</b>						
	EUR	1	3.2	FLOAT-BULLET	250	250
	<b>33</b>	<b>operations</b>				<b>4 261</b>
<b>GRAND TOTAL</b>	<b>294</b>	<b>operations</b>				<b>76 021.4 (**)</b>

(\*) Characteristics:

(1) Operations launched under MTN or debt issuance programmes.

(2) EARN

(3) Restructuring of existing swaps (not new issues)

(\*\*) In establishing statistics on its borrowing operations, the EIB applies the conversion rates obtaining when the operation is launched to the amounts actually raised.

**Table P: Borrowings raised (before swaps) from 2007 to 2011**

(Amounts in EUR million)

	2007		2008		2009		2010		2011	
	Amount	%	Amount	%	Amount	%	Amount	%	Amount	%
<b>European Union</b>										
EUR	20 675	37.7	16 764	0.3	43 148	54.4	26 154	39.0	35 163	46.3
BGN	28	0.1	128	0.0	15	0.0	0	0.0	0	0.0
CZK	0	0.0	40	0.0	12	0.0	0	0.0	102	0.1
DKK	134	0.2	0	0.0	48	0.1	0	0.0	0	0.0
GBP	11 023	20.1	8 917	15.0	6 527	8.2	5 510	8.2	7 845	10.3
HUF	108	0.2	93	0.2	131	0.2	77	0.1	0	0.0
PLN	27	0.0	0	0.0	71	0.1	105	0.2	0	0.0
RON	90	0.2	0	0.0	35	0.0	0	0.0	0	0.0
SEK	893	1.6	435	0.7	335	0.4	949	1.4	1 267	1.7
SKK	0	0.0	7	0.0	0	0.0	0	0.0	0	0.0
<b>Total</b>	<b>32 979</b>	<b>60.1</b>	<b>26 384</b>	<b>44.3</b>	<b>50 323</b>	<b>63.4</b>	<b>32 794</b>	<b>48.9</b>	<b>44 377</b>	<b>58.4</b>
<b>Outside the European Union</b>										
AUD	905	1.7	2 318	3.9	3 706	4.7	4 266	6.4	3 198	4.2
CAD	659	1.2	0	0.0	0	0.0	0	0.0	0	0.0
CHF	445	0.8	1 178	2.0	1 569	2.0	1 182	1.8	505	0.7
HKD	0	0.0	0	0.0	191	0.2	0	0.0	0	0.0
ISK	261	0.5	21	0.0	0	0.0	0	0.0	0	0.0
JPY	2 198	4.0	1 377	2.3	1 471	1.9	1 244	1.9	56	0.1
MXN	0	0.0	31	0.1	0	0.0	0	0.0	0	0.0
NOK	196	0.4	559	0.9	1 125	1.4	1 005	1.5	2 266	3.0
NZD	1 344	2.5	869	1.5	44	0.1	229	0.3	133	0.2
RUB	115	0.2	44	0.1	8	0.0	379	0.6	252	0.3
TRY	1 097	2.0	836	1.4	225	0.3	1 384	2.1	911	1.2
TWD	0	0.0	0	0.0	0	0.0	0	0.0	0	0.0
USD	14 400	26.3	25 544	42.9	20 529	25.9	24 003	35.8	23 838	31.4
ZAR	234	0.4	336	0.6	196	0.2	538	0.8	487	0.6
<b>Total</b>	<b>21 853</b>	<b>39.9</b>	<b>33 113</b>	<b>55.7</b>	<b>29 063</b>	<b>36.6</b>	<b>34 230</b>	<b>51.1</b>	<b>31 645</b>	<b>41.6</b>
<b>GRAND TOTAL</b>	<b>54 832</b>	<b>100.0</b>	<b>59 497</b>	<b>100.0</b>	<b>79 386 (*)</b>	<b>100.0</b>	<b>67 024 (*)</b>	<b>100.0</b>	<b>76 021 (*)</b>	<b>100.0</b>
of which: fixed	50 790	92.6	55 092	92.6	67 508	85.0	58 154	86.8	66 704	0.9
of which: floating	4 042	7.4	4 405	7.4	11 878	15.0	8 870	13.2	9 317	0.1
<b>Medium and long-term operations</b>										
- Public borrowing operations	51 136	93.3	56 043	94.2	70 335	88.6	62 533	93.3	71 760	0.9
- Private borrowing operations	3 696	6.7	3 454	5.8	9 051	11.4	4 490	6.7	4 261	0.1

(\*) In establishing statistics on its borrowing operations, the EIB applies the conversion rates obtaining when the operation is launched to the amounts actually raised.

**Table Q: Borrowings raised (after swaps) from 2007 to 2011***(Amounts in EUR million)*

	2007		2008		2009		2010		2011	
	Amount	%	Amount	%	Amount	%	Amount	%	Amount	%
<b>European Union</b>										
EUR	33 807	61.7	41 988	70.6	56 798	71.5	42 177	89.6	49 304	64.9
GBP	6 123	11.2	5 410	9.1	1 226	1.5	4 256	9.0	5 246	6.9
CZK	0	0.0	40	0.1	12	0.0	0	0.0	102	0.1
DKK	134	0.2	0	0.0	48	0.1	0	0.0	0	0.0
HUF	108	0.2	93	0.2	81	0.1	67	0.1	0	0.0
PLN	27	0.0	0	0.0	71	0.1	105	0.2	0	0.0
SEK	677	1.2	435	0.7	121	0.2	453	1.0	490	0.6
SKK	0	0.0	7	0.0	0	0.0	0	0.0	0	0.0
<b>Total</b>	<b>40 877</b>	<b>74.5</b>	<b>47 974</b>	<b>80.6</b>	<b>58 357</b>	<b>73.5</b>	<b>47 057</b>	<b>70.2</b>	<b>55 141</b>	<b>72.5</b>
<b>Outside the European Union</b>										
CHF	0	0.0	381	0.6	263	0.3	671	3.4	505	0.7
JPY	0	0.0	149	0.3	390	0.5	0	0.0	0	0.0
USD	13 955	25.5	10 774	18.1	20 326	25.6	18 936	94.8	20 075	26.4
NOK	0	0.0	140	0.2	0	0.0	0	0.0	25	0.0
TRY	0	0.0	39	0.1	6	0.0	26	0.1	0	0.0
ZAR	0	0.0	39	0.1	43	0.1	334	1.7	276	0.4
<b>Total</b>	<b>13 955</b>	<b>25.5</b>	<b>11 523</b>	<b>19.4</b>	<b>21 029</b>	<b>26.5</b>	<b>19 967</b>	<b>29.8</b>	<b>20 880</b>	<b>27.5</b>
<b>GRAND TOTAL</b>	<b>54 832</b>	<b>100.0</b>	<b>59 497</b>	<b>100.0</b>	<b>79 386 (*)</b>	<b>100.0</b>	<b>67 024 (*)</b>	<b>100.0</b>	<b>76 021 (*)</b>	<b>100.0</b>
<b>Medium and long-term operations</b>										
- Public borrowing operations	51 136	93.3	56 043	94.2	70 335	88.6	62 533	93.3	71 760	94.4
- Private borrowing operations	3 696	6.7	3 454	5.8	9 051	11.4	4 490	6.7	4 261	5.6

(\*) In establishing statistics on its borrowing operations, the EIB applies the conversion rates obtaining when the operation is launched to the amounts actually raised.

**Table R: Medium and long-term resources raised (after swaps) in ECU/EUR from 1981 to 2011***(Amounts in millions)*

Year	After swaps		
	Raised in ECU/EUR (A)	Total raised (B)	A/B as %
1981-2006	191 388	513 744	37.3
2007	33 807	54 832	61.7
2008	41 988	59 497	70.6
2009	56 798	79 386	71.5
2010	42 177	67 024	62.9
2011	49 304	76 021 (*)	64.9
<b>Total</b>	<b>415 462</b>	<b>850 504</b>	<b>48.8</b>

From 1997 to 1998, euro-denominated issues with issue price and coupon initially payable in ECU.

Euro introduced as from 1999.

(\*) In establishing statistics on its borrowing operations, the EIB applies the conversion rates obtaining when the operation is launched to the amounts actually raised.

**Table S: Borrowings raised in 2011 – Breakdown by currency before/after swaps***(Amounts in EUR million)*

	Before swaps		After swaps	
	Amount	%	Amount	%
Medium and long-term operations				
<b>European Union</b>	<b>44 377</b>	<b>58.4</b>	<b>55 141</b>	<b>72.5</b>
EUR	35 163	46.3	49 304	64.9
GBP	7 845	10.3	5 246	6.9
SEK	1 267	1.7	490	0.6
CZK	102	0.1	102	0.1
<b>Outside the European Union</b>	<b>31 645</b>	<b>41.6</b>	<b>19 967</b>	<b>27.4</b>
AUD	3 198	4.2	0	–
CHF	505	0.7	505	0.7
JPY	56	0.1	0	–
NOK	2 266	3.0	0	–
NZD	133	0.2	0	–
RUB	252	0.3	0	–
TRY	911	1.2	0	–
USD	23 838	31.4	20 075	26.4
ZAR	487	0.6	276	0.4
<b>GRAND TOTAL</b>	<b>76 021 (*)</b>	<b>100.0</b>	<b>76 021 (*)</b>	<b>100.0</b>
of which: fixed	66 704	87.7	–	–
of which: floating	9 317	12.3	76 021	100.0

(\*) In establishing statistics on its borrowing operations, the EIB applies the conversion rates obtaining when the operation is launched to the amounts actually raised.

**Table T: Borrowings raised (before swaps) in 2011 under medium-term note or debt issuance programmes (excluding EARNs and stand-alone issues)***(Amounts in EUR million)*

	Currency	EUR	Number of transactions
<b>Total European Union</b>		<b>17 058</b>	<b>83</b>
	BGN	–	–
	CZK	2 550	1
	EUR	7 912	26
	GBP	6 710	38
	HKD	0	–
	HUF	0	–
	PLN	0	–
	RON	0	–
	SEK	11 475	18
<b>Total outside the European Union</b>		<b>8 488</b>	<b>176</b>
	AUD	5 320	11
	CHF	0	–
	JPY	9 991	4
	NOK	17 615	46
	NZD	250	2
	RUB	10 300	11
	TRY	2 080	36
	USD	1 663	43
	ZAR	4 775	23
<b>Total</b>		<b>25 545</b>	<b>259</b>

# European Investment Fund

## Microfinance signatures 2011

Deal name	Resources	Geographic focus	Commitment EURm
<b>Equity and loan activity</b>			
Cooperative Central Bank	EPMF	Cyprus	8.0
FAER IFN S.A.	EPMF	Romania	1.0
ICREF	EPMF	Spain	8.0
Inicjatywa Mikro	EPMF	Poland	3.9
Jobs Micro Financing Institution	EPMF	Bulgaria	6.0
Mikrofond	EPMF	Bulgaria	3.0
Pancretan Bank	EPMF	Greece	8.8
Patria Credit	EPMF	Romania	8.0
Siauliu Bankas	EPMF	Lithuania	5.0
Volksbanken Slovenia	EPMF	Slovenia	8.8
Inicjatywa Mikro	EPPA	Poland	0.7
Microstart	EPPA	Belgium	0.8
Coopest	RCM micro	Belgium	1.2
			<b>63.1</b>
<b>Guarantee activity</b>			
Banco Comercial Português - Millenium	EPMF	Portugal	0.3
FM Bank	EPMF	Poland	1.9
Pancretan Bank	EPMF	Greece	0.9
Patria Credit	EPMF	Romania	1.0
			<b>4.0</b>
<b>Total</b>			<b>67.1</b>





## Equity signatures 2011

Fund Vehicle	Resources	Geographic focus	Commitment EURm
Arcadia Small Cap Fund	CIP	Italy	11.3
Bullnet Capital Fund II	CIP	Spain	0.3
Karmijn Kapitaal	CIP	Netherlands	7.5
Louvain VIVES II	CIP	Multi-country	15.0
Newion Investments II	CIP	Multi-country	15.0
Notion Capital II	CIP	United Kingdom	19.6
Open Ocean Fund III	CIP	Multi-country	15.0
Pontis Growth Capital Fund II	CIP	Multi-country	10.0
WestBridge SME Fund	CIP	United Kingdom	11.5
Munich Ventures Partners Fund II	CIP/ERP/LfA	Germany	30.0
Unternehmer TUM Fonds	CIP/ERP/LfA	Germany	12.5
3TS Catalyst Romania Fund	JER	Romania	17.5
New Europe Venture Equity II	JER	Bulgaria	21.0
ADM CEECAT Fund	MFG	Turkey	40.0
Darby Converging Europe Fund III	MFG	Multi-country	35.0
Kreos Capital IV (Expert Fund)	MFG	Multi-country	60.0
Palio Superflex Fund I	MFG	United Kingdom	30.8
Precision Lending Fund I	MFG	Multi-country	30.0
VSS European Strategic Capital	MFG	Multi-country	40.0
Cabiedes & Partners	RCM	Spain	0.4
Crossroads Biotech Fund	RCM	Spain	5.5
360 Capital 2011	RCM/own funds	Multi-country	30.0
Alto Capital III	RCM/own funds	Italy	17.5
Bridgepoint Development Capital	RCM/own funds	Multi-country	20.0
Bridges Ventures III	RCM/own funds	United Kingdom	22.9
BV5	RCM/own funds	France	20.0
Creandum III	RCM/own funds	Multi-country	35.0
E-Capital III	RCM/own funds	Belgium	12.4
Euroknights VI	RCM/own funds	Multi-country	50.0
Healthcap VI	RCM/own funds	Multi-country	30.0
Initiative & Finance I	RCM/own funds	France	22.0
NIBC Growth Capital Fund II	RCM/own funds	Multi-country	30.0
Partech Fund VI	RCM/own funds	Multi-country	30.0
Priveq IV	RCM/own funds	Multi-country	30.2
Progressio Investimenti II	RCM/own funds	Italy	19.9
Qure Invest Life Sciences Fund	RCM/own funds	Multi-country	6.0
Steadfast Capital Fund II	RCM/own funds	Germany	15.0
Steadfast Capital Fund III	RCM/own funds	Germany	30.0
Sunstone Lifescience Ventures III	RCM/own funds	Multi-country	30.9
Sunstone Technology Ventures III	RCM/own funds	Multi-country	29.6
HBM BioCapital II	RCM/own funds/ERP	Multi-country	40.0
Creathor Venture Fund III	RCM/own funds/LfA	Germany	5.0
			<b>954.4</b>
<b>Fund of funds activity</b>			
ADM CEECAT Fund	iVCi	Turkey	24.0
Clean Energy Transition Fund	iVCi	Turkey	15.0
Darby Converging Europe Fund III	iVCi	Turkey	17.5
Mediterra Capital Partners	iVCi	Turkey	20.0
Pera Private Equity Fund	iVCi	Turkey	15.0
Bullnet Capital Fund II	Neotec/Fondo ICO	Spain	0.9
Cabiedes & Partners	Neotec/Fondo ICO	Spain	1.1
Crossroads Biotech Fund	Neotec/Fondo ICO	Spain	14.5
Fondo Inter-Risco II (incr.)	PVCi	Portugal	5.0
Vallis Sustainable Investments I	PVCi	Portugal	15.0
Gilde Healthcare III	UKFTF	Multi-country	10.0
Scottish Equity Partners IV	UKFTF	United Kingdom	33.6
			<b>171.6</b>
<b>Total (*)</b>			<b>1 126.0</b>

(\*) including conditional commitments

## Guarantee signatures 2011

Deal name	Resources	Geographic focus	Commitment EURm
Bank BPH	CIP	Poland	3.4
BNP Paribas Bank Polska	CIP	Poland	8.7
BPCE - SOCAMAs	CIP	France	16.5
Cacanska Banka	CIP	Serbia	2.0
Crnogorska Komercijalna Banka (Montenegro)	CIP	Montenegro	2.1
Dexia Bank Belgium	CIP	Belgium	5.2
GE Budapest Bank	CIP	Hungary	2.8
GE Budapest Lizing	CIP	Hungary	1.7
GE Capital Equipment Finance (loan)	CIP	France	1.4
GE Capital Equipment Finance (micro)	CIP	France	1.6
KfW	CIP	Germany	27.2
National Guarantee Fund	CIP	Bulgaria	3.6
Nuevo Micro Bank	CIP	Spain	15.0
Polfund	CIP	Poland	1.7
Polski Fundusz Gwarancyjny - Poland	CIP	Poland	0.3
Vaekstfonden	CIP	Denmark	4.8
Ziraat Bankasi	CIP	Turkey	9.1
Acrobaleno Finance 2	EIF	Italy	117.0
Alba Leasing	EIF	Italy	150.0
Atlantes	EIF	Portugal	79.2
BNP Paribas 2011	EIF	France	25.7
Frispar företagskredit	EIF	Sweden	33.0
Geldilux TS 2011	EIF	Germany	150.0
ProCredit Bulgaria 2011	EIF	Bulgaria	72.5
Sandown Gold 2011	EIF	United Kingdom	155.0
Stichting Eleven Cities 7	EIF	Netherlands	70.0
Stichting Eleven Cities 7	EIF	Netherlands	80.0
Alpha Bank	JER	Greece	30.0
Alpha Bank	JER	Greece	30.3
Banca Nazionale del Lavoro	JER	Italy	44.0
Bank of Cyprus	JER	Cyprus	8.0
Bank of Valletta	JER	Malta	8.8
Banque Populaire du Sud	JER	France	14.0
Cibank	JER	Bulgaria	22.4
Emporiki Bank of Greece	JER	Greece	30.0
National Bank of Greece	JER	Greece	30.0
National Bank of Greece - ICT	JER	Greece	30.0
Nordea Bank Finland - Lithuania Branch	JER	Lithuania	8.0
ProCredit Bulgaria	JER	Bulgaria	8.0
Raiffeisen (Bulgaria) EAD	JER	Bulgaria	13.0
Siauliu Bankas (FLPG)	JER	Lithuania	4.0
Siauliu Bankas (FRSP)	JER	Lithuania	10.0
Unicredit Bulbank - Bulgaria	JER	Bulgaria	10.0
Unicredit Campania	JER	Italy	70.0
Unicredit Sicily	JER	Italy	9.0
UniCredit Tiriac Bank	JER	Romania	17.5
United Bulgarian Bank	JER	Bulgaria	25.0
<b>Total</b>			<b>1 461.4</b>

The EIB wishes to thank the following promoters and suppliers for the photographs illustrating this report:

EIB photographic library (cover, p.1 and headings; pp. 2, 4, 6, 10, 12-13, 14, 20, 24, 27, 30, 32, 33, 36, 40, 41, 43), AREVA Wind / Jan Oelker (p. 9), Transilien (p. 16), Médiathèque RTE / Pascal Carcanade (p. 17), Terna Rete Elettrica Nazionale S.p.A. (p. 19), Ferrovie dello Stato Italiane S.p.A. (p. 21), Court Garden Hotel (p. 23), BEWAG (p. 24), Lansimetro (p. 29), Studio TRO (p. 37), KfW (p. 38), LANXESS AG (p. 62).

For further information on the EIB's activities, please consult our website ([www.eib.org](http://www.eib.org)), which contains a regularly updated complete list of projects. You can also contact the Info-Desk, Communication Department, tel. (+352) 4379 22000, fax (+352) 4379 62000.



**Mixed Sources**  
Product group from well-managed  
forests, controlled sources and  
recycled wood or fibre

Cert no. BV-COC-856319  
[www.fsc.org](http://www.fsc.org)  
© 1996 Forest Stewardship Council

Printed in Mayenne by Jouve on MagnoSatin paper using vegetable oil-based inks. Certified in accordance with Forest Stewardship Council (FSC) rules, the paper consists of 100% virgin fibre (of which at least 50% from well-managed forests).



**European Investment Bank**

98-100, boulevard Konrad Adenauer  
L-2950 Luxembourg

☎ (+352) 43 79 – 1

✉ (+352) 43 77 04

[www.eib.org](http://www.eib.org) – [info@eib.org](mailto:info@eib.org)

**European Investment Fund**

96, boulevard Konrad Adenauer  
L-2968 Luxembourg

☎ (+352) 42 66 88 – 1

✉ (+352) 42 66 88 – 200

[www.eif.org](http://www.eif.org) – [info@eif.org](mailto:info@eif.org)



[www.eib.org](http://www.eib.org)

ISBN 978-92-861-1468-7



9 789286 114687