



## Annual Report 2005



Volume III

# Statistical Report

The EIB Group's 2005 Annual Report consists of three separate volumes:

- The Activity Report presenting the EIB Group's activity over the past year and future prospects;
- The Financial Report presenting the financial statements of the EIB Group, the EIB, the Cotonou Investment Facility, the FEMIP Trust Fund and the EIF, along with the related explanatory annexes;
- The Statistical Report presenting in list form the projects financed, and the borrowings undertaken, by the EIB in 2005 together with a listing of the EIF's projects. It also includes summary tables for the year and for 5 years back.

The Annual Report is also available on the Bank's website [www.eib.org/report](http://www.eib.org/report).

# EIB Group: key data



## European Investment Bank

(EUR million)

### Activity in 2005

<b>Loans signed</b>	<b>47 406</b>
European Union	42 276
Partner Countries	5 131
<b>Loans approved</b>	<b>50 957</b>
European Union	44 650
Partner Countries	6 307
<b>Loans disbursed</b>	<b>38 874</b>
From the Bank's resources	38 677
From budgetary resources of which Investment Facility	197 114
<b>Resources raised (after swaps)</b>	<b>52 707*</b>
Community currencies	38 095
Non-Community currencies	14 612

### Situation as at 31.12.2005

<b>Outstandings</b>	
Loans from the Bank's resources	294 200
Guarantees provided	135
Financing from budgetary resources	2 169
Short, medium and long-term borrowings	248 283
<b>Own funds</b>	<b>29 280</b>
<b>Balance sheet total</b>	<b>289 301</b>
<b>Net profit for year</b>	<b>1 389</b>
<b>Subscribed capital</b>	<b>163 654</b>
of which paid in	8 183



## European Investment Fund

(EUR million)

### Activity in 2005

<b>Signatures</b>	
Venture capital (21 funds)	368
Guarantees (35 operations)	1 685
<b>Commitments</b>	
Venture capital (24 funds)	468
Guarantees (35 operations)	1 685

### Situation as at 31.12.2005

Venture capital (217 funds)	3 081
Guarantees (164 operations)	9 306
<b>Subscribed capital</b>	<b>2 000</b>
of which paid in	400
<b>Net profit for year</b>	<b>43</b>
<b>Reserves and provisions</b>	<b>212</b>

(\*) Of this amount, EUR 49.8 billion was raised under the EUR 50 billion global borrowing authorisation for 2005, and EUR 2.9 billion was attributed to the 2006 borrowing programme.

# Contents

## European Investment Bank

### European Union

Belgium	6
Czech Republic	6-7
Denmark	7
Germany	7-9
Estonia	9
Greece	10
Spain	10-11
France	12-13
Ireland	13
Italy	13-14
Cyprus	15
Latvia	15
Lithuania	15
Luxembourg	16
Hungary	16
Malta	16
Netherlands	17
Austria	17
Poland	18
Portugal	18-19
Slovenia	19
Slovakia	20
Finland	20
Sweden	21
United Kingdom	21-22

### Partner Countries

South-East Europe	23
Russia	24
Euro-Mediterranean Partnership Countries	24-25
ACP/OCT	26-27
South Africa	28
Asia and Latin America	28

Statistical Supplement	29-46
------------------------	-------

## European Investment Fund

Equity Signatures	48
Guarantee Operations	49

Conversion rates	50
------------------	----

EIB Group Addresses	52
---------------------	----



Sonderfahrt

CFL

4006

# European Investment Bank

## European Union

Loans concluded for capital investment within the European Union in 2005 totalled 42 276 million (see detailed breakdown in table below).

The corresponding operations were financed from own resources – made up chiefly of the proceeds of the EIB's capital market borrowings as well as its own funds (paid-in capital and reserves). These operations give rise to financial commitments for the Bank and are accounted for in its balance sheet.




The EIB cooperates closely with a large number of financial institutions and commercial banks, with which it concludes global loans for financing small and medium-scale projects in the industrial, service, health, education and infrastructure sectors. It also grants individual loans through the intermediary of banks and financial institutions.

### Geographical breakdown of loans concluded (EUR million)

	2005		2001-2005	
	Amount	%	Amount	%
Belgium (BE)	725	1.7	2 846	1.5
Czech Republic (CZ)	1 237	2.9	4 303	2.3
Denmark (DK)	335	0.8	4 356	2.3
Germany (DE)	7 040	16.7	32 705	17.2
Estonia (EE)	5	0.01	200	0.1
Greece (GR)	895	2.1	6 238	3.3
Spain (ES)	7 600	18.0	30 619	16.1
France (FR)	4 209	10.0	20 270	10.6
Ireland (IE)	429	1.0	2 499	1.3
Italy (IT)	6 394	15.1	29 848	15.7
Cyprus (CY)	170	0.4	910	0.5
Latvia (LV)	215	0.5	423	0.2
Lithuania (LT)	20	0.05	175	0.1
Luxembourg (LU)	247	0.6	575	0.3
Hungary (HU)	1 495	3.5	4 038	2.1
Malta (MT)	13	0.03	38	0.02
Netherlands (NL)	515	1.2	2 944	1.5
Austria (AT)	968	2.3	4 631	2.4
Poland (PL)	2 158	5.1	7 413	3.9
Portugal (PT)	1 584	3.7	8 384	4.4
Slovenia (SI)	282	0.7	1 021	0.5
Slovakia (SK)	228	0.5	791	0.4
Finland (FI)	711	1.7	3 863	2.0
Sweden (SE)	822	1.9	4 138	2.2
United Kingdom (GB)	3 979	9.4	16 279	8.5
Art.18 <sup>(1)</sup>	–	–	919	0.5
<b>European Union</b>	<b>42 276</b>	<b>100.0</b>	<b>190 426</b>	<b>100.0</b>

<sup>(1)</sup> Projects with a European dimension outside the territory of the Member States

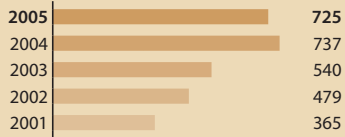
In the following lists, the Community policy objectives with which individual loans comply are highlighted by symbols in the right-hand column. These symbols are as follows:

-  regional development
-  transport project of common interest
-  energy project of common interest
-  environment
-  human capital
-  Innovation 2010 Initiative

Unless otherwise indicated, global loans cover a number of sectors and objectives.

**Amounts relating to projects appearing in these lists are expressed in EUR million.**

As round figures are used, it is possible that the totals do not correspond to the sum of the individual amounts.



Sanitation

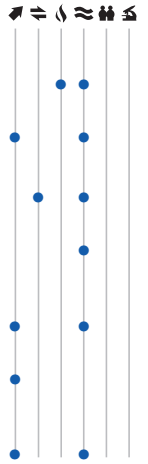
## Belgium

**Finance contracts signed: 725 million**

of which  
**Individual loans: 675 million**  
**Global loans: 50 million**

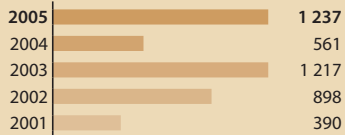
### Individual loans

Project	Contractor	Value (million)	Category
Upgrading and reinforcement of high-voltage electricity transmission grid	Elia System Operator SA	125.0	Energy project of common interest
Upgrading of Brussels public transport network	Société des transports intercommunaux de Bruxelles	150.0	Transport project of common interest
Acquisition of locomotive fleet for medium-term leasing to European rail freight service operators	Mitsui Rail Capital Europe BV	10.0	Transport project of common interest
Construction of wastewater collection and treatment facilities in Flemish region	Aquafin NV	75.0	Regional development
Investment programme comprising construction of wastewater treatment plants, collectors and sewerage systems	Société publique de gestion de l'eau	100.0	Regional development
Construction of stainless steel meltshop in integrated steel mill, near Charleroi	Arcelor	125.0	Regional development
Replacement of mercury-based chlor-alkali electrolysis cells with membrane technology at Tessenderlo site (Limburg)	Tessenderlo Chemie SA	90.0	Regional development



### Global loans

Financing of small and medium-scale ventures	KBC Bank NV	50.0	Regional development
--	-------------	------	----------------------



Improvement of municipal infrastructure, Brno

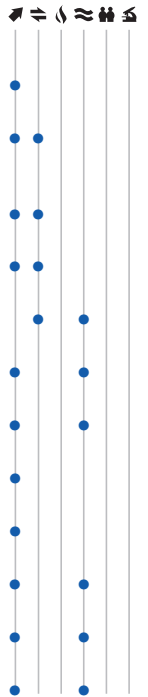
## Czech Republic

**Finance contracts signed: 1 237 million**

of which  
**Individual loans: 1 131 million**  
**Global loans: 106 million**

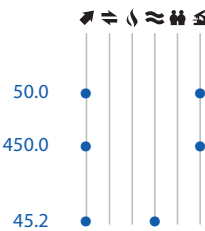
### Individual loans

Project	Contractor	Value (million)	Category
Quasi-equity participation in infrastructure fund	Emerging Europe Convergence Fund	7.0	Regional development
Construction of section of D8 motorway between Prague and Dresden on Pan-European Corridor IV linking Berlin to Istanbul	Czech Republic	135.3	Transport project of common interest
Construction of two parts of south-west section of Prague ring road (between Slivenec and Jesenice) and related access roads	Czech Republic	110.0	Transport project of common interest
Rehabilitation of regional road network (Class II and III roads)	Pardubický kraj	30.0	Regional development
Acquisition of locomotive fleet for medium-term leasing to European rail freight service operators	Mitsui Rail Capital Europe BV	10.0	Transport project of common interest
Regional multi-sectoral investment programme mainly consisting of small-scale road schemes	Moravskoslezský kraj	36.6	Regional development
Regional multi-sectoral investment programme in South Moravia region	Jihomoravský kraj	40.6	Regional development
Repair of priority sections of regional road network	Olomoucký kraj	31.1	Regional development
Upgrading of road network and other regional infrastructure	Zlínský kraj	51.8	Regional development
Municipal investment programme for water and wastewater facilities in Plzeň	Město Plzeň	15.3	Regional development
Improvement of municipal infrastructure in Brno	Statutární město Brno	84.5	Regional development
Improvement of municipal infrastructure	Statutární město Ústí nad Labem	33.8	Regional development



regional development    
 transport project of common interest    
 energy project of common interest

R&D activities and manufacturing of car parts and components in Czech Republic and Germany  
**Benteler Automotive Rumburk Sro**



Investment and R&D programme at several production sites

**Škoda Auto AS**

Construction and long-term management of five new retail shopping centres in Brno (Czech Republic), Berlin (Germany), Pécs and Győr (Hungary) and Krakow (Poland)

**ECE Projektmanagement GmbH & Co. KG**

## Global loans

Financing of small and medium-scale ventures

**Česká spořitelna a.s.**

50.0

**VB Leasing Cz s.r.o.**

40.0

**SG Equipment Finance Czech Republic s.r.o.**

16.0

# Denmark

**Finance contracts signed: 335 million**

of which

**Individual loans: 298 million**

**Global loans: 37 million**

## Individual loans

Purchase of 89 trains and construction of maintenance facilities in Aarhus and upgrading of existing facilities in Kastруп

**Danske Statsbaner DSB**

168.0

Expansion of household waste incineration plant and implementation of several water supply and wastewater treatment schemes in Aarhus

**Århus Kommune**

80.6

R&D activities and innovative technologies for development of new catalysts and processes at Lyngby site

**Haldor Topsøe A/S**

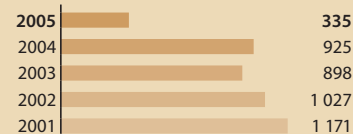
49.6

## Global loans

Financing of small and medium-scale ventures

**Ringkjøbing Landbobank A/S**

36.9



Research and development site, Lyngby

# Germany

**Finance contracts signed: 7 040 million**

of which

**Individual loans: 5 477 million**

**Global loans: 1 563 million**

## Individual loans

Construction of motorway section through Bremen-Neustadt

**Freie Hansestadt Bremen**

54.0

Acquisition of five ro-pax vessels: three for use on Helsinki (Finland)-Travemünde (Germany) route and two for use on Naantali-Kappelkskär route (Sweden)

**Finnlines Oyj**

50.0

Acquisition of locomotive fleet for medium-term leasing to European rail freight service operators

**Mitsui Rail Capital Europe BV**

30.0

Expansion of capacity of Burchardkai container terminal at port of Hamburg

**Hamburger Hafen- und Lagerhaus AG**

100.0

Construction of runway and related infrastructure at Leipzig-Halle airport (Saxony)


**Flughafen Leipzig/Halle GmbH**

85.0

Upgrading of broadband telecommunications networks in eastern Länder

**Deutsche Telekom AG**

500.0



Production of dialysers



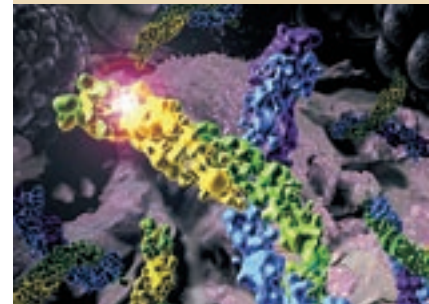

Vaccine production, Rodleben

Project Description	Beneficiary	Value (€ million)	Regional Development	Transport Project of Common Interest	Energy Project of Common Interest
Modernisation and expansion of water supply and sewerage networks in Berlin and Brandenburg	Berliner Wasserbetriebe - Anstalt des Öffentlichen Rechts	95.0			
Repair and upgrading of sewerage system in Hamburg	Hamburger Stadtentwässerung	50.0			
Upgrading and extension of wastewater treatment systems in Munich	City of Munich	29.1			
Rehabilitation and extension of sewerage and wastewater treatment network in Dresden	Stadtentwässerung Dresden GmbH	130.0			
Creation of industrial park north of Leipzig (Saxony)	City of Leipzig	52.0			
Construction of research, development and semiconductor production site in Dresden (Saxony)	Infineon Technologies SC 300 GmbH & Co. KG	67.5			
R&D activities and production of photo-masks in Dresden (Saxony)	Maskhouse Building Administration GmbH & Co. KG Advances Mask Technology Center GmbH & Co. KG	50.0 70.0			
Construction of automotive engine components manufacturing plant in Stollberg (Saxony) and development of R&D in Regensburg (Bavaria)	Volkswagen Mechatronic GmbH & Co. KG	30.0			
Research and development in fields of medical care and biotechnology in Bad Homburg and Munich; upgrading and expansion of plants manufacturing dialysis products in Objective 2 areas	Fresenius AG Fresenius Medical Care AG	96.0 131.0			
Upgrading and refurbishment of breweries in Rhineland-Palatinate, Saxony, Thuringia and North Rhine-Westphalia	A family-owned German beverage Group	105.0			
Construction of R&D building and virus vaccine production facility in Rodleben area (Saxony-Anhalt)	Impfstoffwerk Dessau-Tornau GmbH	40.0			
Expansion of food processing chain and construction of related research and development facilities in Wittlich (Rhineland-Palatinate)	Dr. August Oetker KG	30.0			
Modernisation and expansion of zoological garden in Leipzig (Saxony)	Zoo Leipzig GmbH	38.0			
Investments at three European Molecular Biology Laboratory locations: two-part upgrading and expansion programme at Heidelberg site and construction of new x-ray facilities at Hamburg site	European Molecular Biology Laboratory	9.8			
Construction and operation of 93 hard discount shops in assisted areas	LIDL Dienstleistungs GmbH & Co. KG	106.0			
Construction and long-term management of five new retail shopping centres in Brno (Czech Republic), Berlin (Germany), Pécs and Győr (Hungary) and Krakow (Poland)	ECE Projektmanagement GmbH & Co. KG	78.7			
Public sector research in Saxony-Anhalt	Land Sachsen-Anhalt	250.0			
Public sector research in Schleswig-Holstein	Land Schleswig-Holstein	450.0			
Public-sector research in North Rhine-Westphalia	Land Nordrhein-Westfalen	450.0			
Public-sector research in Mecklenburg-Western Pomerania	Land Mecklenburg-Vorpommern	350.0			
Public sector research in three leading science centres of Munich, Erlangen and Würzburg (Bavaria)	Freistaat Bayern	500.0			
Cofinancing with EU structural funds of state support schemes for SME investment in 2004 and 2005	Sächsische Aufbaubank - Förderbank	150.0			
Modernisation of 40 hospitals in Brandenburg	Land Brandenburg	280.0			
Rationalisation and modernisation of hospitals in Thuringia	Freistaat Thüringen	101.0			
Modernisation of large general hospital in Hamburg (Barmbek)	Allgemeines Krankenhaus Barmbek	40.0			
Rehabilitation, renovation and partial reconstruction of schools and buildings in Hesse	Kreis Offenbach	94.0			

regional development    
 transport project of common interest    
 energy project of common interest



Research activities in universities and university colleges of technology in Lower Saxony Land Niedersachsen	450.0	•	•	•	•	•
Rehabilitation works as part of tertiary education programme in North Rhine-Westphalia Bau- und Liegenschaftsbetrieb des Landes Nordrhein-Westfalen	70.0				•	•
Reconstruction and operation of major private hospital complex in Berlin-Buch Helios Kliniken GmbH	15.0	•			•	
Rehabilitation and modernisation of higher education facilities in North Rhine-Westphalia Bau- und Liegenschaftsbetrieb des Landes Nordrhein-Westfalen	250.0				•	•



Biotechnology research

## Global loans

Financing of small and medium-scale infrastructure schemes		
Landesbank Hessen-Thüringen Girozentrale	250.0	
Bremer Landesbank Kreditanstalt Oldenburg - Girozentrale	150.0	
Commerzbank AG	150.0	
Deutsche Bank AG	99.0	
HSH Nordbank AG	50.0	
Norddeutsche Landesbank Girozentrale	50.0	
Eurohypo AG	30.0	
Landesbank Saar	25.0	
Financing of small and medium-scale ventures		
Bayerische Landesbank	200.0	
Commerzbank AG	100.0	
Bayerische Hypo- und Vereinsbank AG	91.0	
Landesbank Baden-Württemberg	61.6	
LRP Landesbank Rheinland-Pfalz	58.7	
Deutsche Kreditbank AG	50.0	
DekaBank Deutsche Girozentrale	35.0	
Landesbank Saar	12.5	
Financing of projects in renewable energy sector, mainly investments in wind farms		
Bremer Landesbank Kreditanstalt Oldenburg - Girozentrale	100.0	
Financing of small and medium-scale hospital projects in Saxony		
HSH Nordbank AG	50.0	

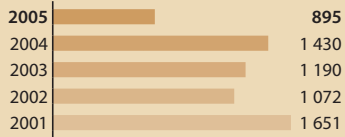
## Estonia

Finance contracts signed: 5 million

### Individual loans

Quasi-equity participation in infrastructure fund	Emerging Europe Convergence Fund	5.0	•	•	•	•	•
---	----------------------------------	-----	---	---	---	---	---






## Greece

Finance contracts signed: **895 million**

### Individual loans

Project Description	Entity	Value (million)
Power transmission and distribution	Public Power Corporation	260.0
Construction of motorway section between Igoumenitsa and Panagia on western part of Egnatia trunk road	Hellenic Republic	100.0
Construction of three sections of Egnatia trunk road in centre-east of country	EGNATIA ODOS A.E.	150.0
Construction of 36 km of motorway on western part of Egnatia trunk road	EGNATIA ODOS A.E.	150.0
Construction of first line of metro system in Thessaloniki	Attiko Metro SA	200.0
Acquisition of new equipment and machinery to increase capacity of Neo Ikonion container terminal at port of Piraeus	Piraeus Port Authority	35.0



Egnatia motorway




## Spain

Finance contracts signed: **7 600 million**

of which  
**Individual loans: 6 124 million**  
**Global loans: 1 476 million**

### Individual loans

Project Description	Entity	Value (million)
Upgrading and extension of electricity distribution networks in six Spanish regions	Endesa SA	300.0
Upgrading and extension of electricity transmission and distribution network in 26 provinces	Iberdrola SA	450.0
Construction of new high-speed rail line linking Madrid to Barcelona and French border	Administrador de infraestructuras ferroviarias	1 100.0
Construction of first phase of Line 2 of urban rail network in Bilbao	Bizkaiko Garraio Partzuergoa Consorcio de Transportes de Vizcaya	50.0
Expansion of port of Barcelona	Autoridad Portuaria de Barcelona - APB	106.0
Expansion of logistics area at port of Barcelona	Centro Intermodal de Logística SA	25.0
Regional fleet renewal	Air Nostrum Líneas Aéreas del Mediterráneo SA	12.3
Expansion of terminal and runway capacity at Barcelona El Prat airport	Ente Público de Aeropuertos Españoles y Navegación Aérea - AENA	500.0
Construction of high-speed railway line between Córdoba and Málaga	Administrador de infraestructuras ferroviarias	200.0
Rail infrastructure improvements on regional lines and commuter networks in north of country	Ferrocarriles de Vía Estrecha (Feve)	21.5
Series of small and medium-sized public transport projects in Barcelona metropolitan area (Catalonia)	Gestió d'Infraestructures SA - GISA	60.0



Barcelona metro

regional development    
 transport project of common interest    
 energy project of common interest

			✈	🚆	🌊	🏠	🚀
Rehabilitation, upgrading and expansion of air traffic control system	Ente Público de Aeropuertos Españoles y Navegación Aérea - AENA	300.0	●	●			●
Acquisition of 10 new trainsets and corresponding spare parts for Barcelona metro	Arrendadora de Equipamentos Ferroviarios, SA	43.0	●		●		
Extension of Madrid's metro system	Comunidad de Madrid	1 125.0	●		●		
Expansion of port of Valencia	Autoridad Portuaria de Valencia	170.0	●	●			
Expansion of port of Gijón (north-west)	Autoridad Portuaria de Gijón	50.0	●	●			
Upgrading of public transport infrastructure in Valencia region	Comunidad Valenciana	80.0	●	●	●		
Construction of new metro line in Barcelona	Generalitat de Catalunya	300.0	●	●	●		
Construction and operation under concession of 16km of expressway in Galicia	Concesionaria Santiago-Brión SA	54.0	●	●			
Construction and expansion of broadband cable telecoms network	Cableuropa Sau	340.0	●				●
Construction of broadband cable telecoms network in Castilla y León region	Cableuropa Sau	49.2	●				●
Purchase and launch of telecommunications satellite	Hispatat SA	50.0					●
Water supply and wastewater treatment schemes in Castilla-La Mancha region	Comunidad Autónoma de Castilla-La Mancha	25.0	●		●		
Emergency relief programme following oil spill on Galician, Asturian and Cantabrian coasts (framework loan)	Comunidad Autónoma de Galicia	138.0	●	●	●		
Modernisation and expansion of national and international trade fair facilities in Barcelona	Feria Oficial e Internacional de Muestras en Barcelona	100.0	●				●
Construction and rehabilitation of social housing in urban renewal areas in Andalusia	Comunidad Autónoma de Andalucía	30.0	●		●		
Development and production of fibre-reinforced composite components for Airbus A380	Internacional de Composites SA	25.0	●				●
Construction of paper mill in El Burgo de Ebro, near Zaragoza	Sociedad Anónima Industrias Celulosa Aragonesa	120.0	●		●		
R&D aimed at enhancing performance of wind-driven electricity generators and wind farms	Gamesa Corporación Tecnológica	80.0	●		●		●
Upgrading of primary, secondary and vocational educational facilities in Valencia	Construcciones e Infraestructuras Educativas de la Generalitat Valenciana - CIEGSA	120.0	●			●	●
Upgrading of facilities of San Pedro Hospital (La Rioja)	Comunidad Autónoma de La Rioja	50.0	●			●	
Construction of university hospital for Asturias region	Principado de Asturias	50.0	●			●	●



Wastewater treatment, Castilla-La Mancha

## Global loans

Financing of small and medium-scale ventures in Catalonia	Institut Català de Finances	30.0
Financing of small and medium-scale ventures	Banco Popular Español SA	200.0
	Caja Laboral Popular Sociedad Cooperativa de Crédito Ltda	100.0
	Rural Hipotecario VII FTA	100.0
	Bankinter SA	73.0
	Agencia de Innovación y Desarrollo de Andalucía	25.0
Financing of small and medium-scale infrastructure schemes	Banco Bilbao Vizcaya Argentaria SA	200.0
	Banco Santander Central Hispano SA	200.0
	Dexia Sabadell Banco Local	100.0
	Caja de Ahorros y Pensiones de Barcelona La Caixa	98.1
Financing of small and medium-scale ventures through leasing operations	Ayt Lico Leasing I FTA	300.0
Financing of small and medium-scale projects in innovative sectors	Luzaro Establecimiento Financiero de Crédito SA	50.0

2005	4 209
2004	4 152
2003	4 061
2002	4 023
2001	3 825

# France

**Finance contracts signed: 4 209 million**

of which  
**Individual loans: 2 509 million**  
**Global loans: 1 700 million**

## Individual loans

Project Description	Beneficiary	Value (million)	Category
Construction (first phase) of high-speed rail line linking eastern France and Paris (Paris-Metz/Nancy line)	Région Lorraine	70.0	Transport project of common interest
Construction of first section of Paris circle tramway, in capital's southern districts	Ville de Paris	130.0	Transport project of common interest
Construction of two tramway lines for Grenoble's network	Syndicat mixte des transports en commun de l'agglomération grenobloise	200.0	Transport project of common interest
Construction of new launch pad at Guyana Space Centre and adaptation of Soyuz rocket launcher	Arianespace SA	121.0	Energy project of common interest
Modernisation and extension of public transport network of greater Lyon area	Syndicat mixte des transports pour le Rhône et l'agglomération lyonnaise (SYTRAL)	80.0	Transport project of common interest
Construction of two sections of A28 European motorway in western central France, north of Tours	Compagnie financière et industrielle des autoroutes	190.0	Transport project of common interest
Extension and upgrading of existing public transport network of greater Nantes area	Communauté urbaine de Nantes	90.0	Transport project of common interest
Extension of tram network of Montpellier (Languedoc-Roussillon)	Communauté d'agglomération de Montpellier	100.0	Transport project of common interest
Construction of passenger satellite at Roissy international airport	Aéroports de Paris	130.0	Transport project of common interest
Programme in support of French local authority investment in urban transport sector	Caisse nationale des Caisses d'épargne et de prévoyance	250.0	Transport project of common interest
Extension of Bordeaux's tram network	Communauté urbaine de Bordeaux	120.0	Transport project of common interest
Acquisition of rolling stock for regional express transport in Rhône-Alpes region	Région Rhône-Alpes	200.0	Transport project of common interest
Restructuring and modernisation of drinking water supply and sewage treatment systems of greater Lyon area	Communauté urbaine de Lyon	50.0	Regional development
Upgrading of water supply and wastewater treatment facilities of greater Nantes area	Communauté urbaine de Nantes	40.0	Regional development
Construction of waste treatment facilities in Lille	Communauté urbaine de Lille	50.0	Regional development
Investment and R&D activities aimed at launching new mobile telephones	Safran	100.0	Regional development
Financing of support programme for creation of micro-enterprises	Oseo	30.0	Regional development
Upgrading and rationalisation of Nantes University Hospital	Centre hospitalier universitaire de Nantes	50.0	Regional development
Restructuring of Arras Hospital (Nord/Pas-de-Calais)	Centre hospitalier d'Arras	25.0	Regional development
Construction of new D'Estaing Hospital and upgrading of existing facilities at Clermont-Ferrand University Hospital (Auvergne)	Centre hospitalier universitaire de Clermont-Ferrand	60.0	Regional development
Improvement of hospital infrastructure	Public Entities	387.5	Regional development
Modernisation of hospitals in Lyon	Hospices civils de Lyon	35.0	Regional development

## Global loans

Financing of small and medium-scale ventures	BNP Paribas	300.0
	Société Générale	200.0
	Caisse interfédérale de crédit mutuel	100.0
	Crédit du Nord SA	50.0
	Oseo	50.0
Financing of small and medium-scale infrastructure schemes	Dexia Crédit Local	300.0

regional development    
 transport project of common interest    
 energy project of common interest

Financing of small-scale public amenities in regional development areas	Dexia Crédit Local Caisse nationale des Caisses d'épargne et de prévoyance	100.0 400.0
Financing of small and medium-scale ventures through leasing operations	BNP Paribas	100.0
Financing of projects undertaken by very small and micro firms	Caisse nationale des Caisses d'épargne et de prévoyance	100.0

## Ireland

**Finance contracts signed: 429 million**

of which  
**Individual loans: 329 million**  
**Global loans: 100 million**

### Individual loans

Upgrading and extension of Irish power transmission and distribution networks	Electricity Supply Board	200.0	⚡
Acquisition of aircraft for improved service on European routes	Aer Lingus plc	54.0	✈
Investment in urban renewal and environmental fields	Cork County Council	60.0	🌳
Investment in environmental and tourism infrastructure fields	Clare County Council	15.0	🏞

### Global loans

Financing of small and medium-scale ventures	Bank of Ireland	100.0	🏦
--	-----------------	-------	---



Aircraft fleet renewal, Dublin

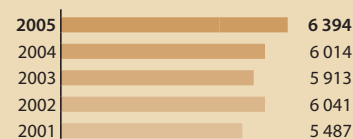
## Italy

**Finance contracts signed: 6 394 million**

of which  
**Individual loans: 4 534 million**  
**Global loans: 1 860 million**

### Individual loans

Construction of gas-fired combined-cycle power plant in Gissi (Abruzzo)	Abbruzzoenergia S.p.A.	100.0	⚡
Upgrading of very high voltage and high voltage power grid throughout country	TERNA - Trasmissione Elettricità Rete Nazionale S.p.A.	300.0	⚡
Renewal and expansion of gas distribution infrastructure throughout Italy	Italgas Società Italiana per il Gas S.p.A.	185.0	🔥
Technical upgrading of Florence-Bologna section of A1 motorway	Autostrade per l'Italia S.p.A.	250.0	🛣
Construction and development of intermodal and logistics centre in Catania region (Sicily)	Società degli Interporti Siciliani S.p.A.	16.0	🚚
Acquisition of locomotive fleet for medium-term leasing to European rail freight service operators	Mitsui Rail Capital Europe BV	10.0	🚂
Construction of new tramway system connecting Mestre and Marghera industrial area to centre of Venice	Società del Patrimonio per la Mobilità Veneziana S.p.A.	59.0	🚊



Power plant, Gissi



Telecoms laboratory

Upgrading of A5 motorway connecting Italy and Switzerland to new environmental and safety standards	Società Autostrade Valdostane	47.0	
Upgrading of A32 motorway connecting Italy and France to new environmental and safety standards	Società Italiana Traforo Autostrada Frejus S.p.A.	109.7	
Modernisation of passenger rolling stock including installation of interoperability systems	Trenitalia S.p.A.	1 000.0	
Installation of third-generation mobile telecommunications network	Telecom Italia S.p.A.	200.0	
R&D activities at main laboratories in Turin and laboratories of electronic components manufacturing subsidiary in Ivrea and Arnad (Piedmont)	Telecom Italia S.p.A.	400.0	
Development of broadband telecommunications network in south of country	Telecom Italia S.p.A.	350.0	
Cofinancing of Lazio Region's multi-sector investment programme under 2000-2006 Community Support Framework	Regione Lazio	200.0	
Cofinancing of Marche Region's multi-sector investment programme under 2000-2006 Community Support Framework and other national and regional programmes	Banca delle Marche S.p.A.	100.0	
Urban social and economic infrastructure modernisation schemes carried out by municipality of Taranto	Banca Opi S.p.A.	120.0	
Implementation of infrastructure projects by provinces of Potenza and Matera (Basilicata)	Provincia di Potenza	40.0	
Framework loan for financing credit to public and private promoters of infrastructure projects	Cassa depositi e prestiti	430.0	
Urban renewal investments in Rome, including upgrading of underground metro lines	Comune di Roma	100.0	
Upgrading of academic and research facilities of University of Trento	Università degli Studi di Trento	20.0	
Upgrading of infrastructure	Provincia di Ferrara Comune di Ferrara	40.0 60.0	
Financing of SME R&D investment	Banca Intesa S.p.A.	75.0	
Construction of distribution centre and discount shops in southern Italy and Malta	Lidl Italia Srl	52.0	
Construction of new headquarters and upgrading of research facilities in Milan	Istituto di Ricerche Farmacologiche Mario Negri	50.0	
Construction of hospital in Mestre (Venice) to replace existing hospital	Veneta Sanitaria FP	70.0	
Upgrading of academic and research facilities of Milan technical university through construction of new buildings and renovation of existing buildings	Politecnico di Milano	150.0	

## Global loans

Financing of small and medium-scale ventures	Unicredit Banca d'Impresa S.p.A.	200.0
	Banca Popolare di Novara Scarl	125.0
	Banca Lombarda e Piemontese S.p.A.	75.0
	Banca Piccolo Credito Valtellinese S.c.	70.0
	Banca Popolare di Sondrio Scarl	50.0
	Banca Popolare dell'Emilia Romagna	50.0
	Mediocredito Trentino-Alto Adige S.p.A.	50.0
Financing of small and medium-scale ventures through term loans and leasing operations	Banca Monte dei Paschi di Siena S.p.A.	120.0
Financing of small and medium-scale ventures through leasing operations	Credemleasing S.p.A.	120.0
	Erice Finance Srl	350.0
	Banche Popolari Unite S.c.r.l.	100.0
Financing of small and medium-scale infrastructure schemes	Dexia Crediop S.p.A.	200.0
	Banca Intesa S.p.A.	150.0
Financing of small and medium-scale infrastructure projects in regional development areas	Banca Opi S.p.A.	200.0

regional development

transport project of common interest

energy project of common interest

# Cyprus

Finance contracts signed: **170 million**

## Individual loans

Cofinancing of priority investment in transport and environment fields and small-scale urban infrastructure and rural development schemes

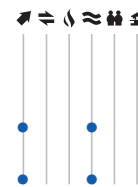
Republic of Cyprus

80.0

Framework loan for financing small and medium-scale infrastructure schemes

Republic of Cyprus

90.0



# Latvia

Finance contracts signed: **215 million**

## Individual loans

Replacement of combined heat and power plant in Riga

Latvenergo

40.0

Quasi-equity participation in infrastructure fund

Emerging Europe Convergence Fund

5.0

Cofinancing of priority investment under Single Programming Document (SPD) for structural funds and Cohesion Fund Reference Framework (CFRF)

Republic of Latvia


150.0

## Global loans

Financing of small and medium-scale ventures

Nord/LB Latvija JSC

20.0



Power plant, Riga

# Lithuania

Finance contracts signed: **20 million**

## Individual loans

Quasi-equity participation in infrastructure fund

Emerging Europe Convergence Fund

5.0

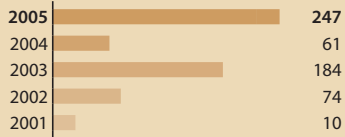
## Global loans

Financing of small and medium-scale ventures

AB Sampo Bankas

15.0





## Luxembourg

Finance contracts signed: 247 million

### Individual loans

Replacement of rolling stock, capacity increase on key commuter lines and construction of maintenance facilities

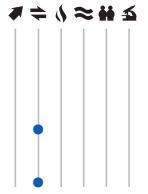
Société nationale des chemins de fer luxembourgeois

180.0

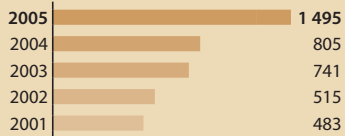
Purchase of Boeing B747-400F all-cargo aircraft

Cargolux Airlines International SA

66.5



New rolling stock



## Hungary

Finance contracts signed: 1 495 million

of which  
Individual loans: 1 275 million  
Global loans: 220 million

### Individual loans

Quasi-equity participation in infrastructure fund

Emerging Europe Convergence Fund

7.0

Construction and equipment of fourth metro line connecting South Buda and Pest

Budapesti Közlekedési Rt.

875.0

Extension of eastern section of M0 Budapest ring road to connect M5 to M3, including Gödöllő - M31 link

Nemzeti Autópálya Rt.

50.0

Rehabilitation of railway line linking Budapest to Lökösháza (on Romanian border)

Magyar Államvasutak Rt.

27.0

Acquisition of locomotive fleet for medium-term leasing to European rail freight service operators

Mitsui Rail Capital Europe BV

10.0

Construction and operation of central wastewater treatment plant in Budapest

Municipality of Budapest

194.0

Rehabilitation, upgrading and expansion of wastewater collection and treatment facilities

Republic of Hungary

11.5

Financing of part of university study costs through student loans

Diákhitel Központ Rt.

100.0



Metro station, Budapest

### Global loans

Financing of small and medium-scale ventures

Országos Takarékpénztár és Kereskedelmi Bank Rt. 50.0  
Kereskedelmi és Hitelbank Rt. 30.0  
HVB Bank Hungary Rt. 10.0

Financing of small and medium-scale infrastructure schemes

Magyar Fejlesztési Bank Rt. 100.0  
MKB Bank Rt. 30.0



## Malta

Finance contracts signed: 13 million

### Individual loans

Construction of distribution centre and discount shops in southern Italy and Malta

Lidl Immobiliare Malta Ltd

13.0



☛ regional development

☛ transport project of common interest

☛ energy project of common interest



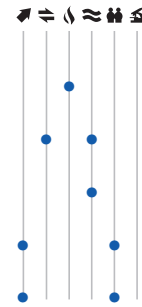
# Netherlands

**Finance contracts signed: 515 million**

of which  
**Individual loans: 440 million**  
**Global loans: 75 million**

## Individual loans

Project	Company	Value (million)	Environment	Human Capital	Innovation 2010 Initiative
Construction of 380kV line on Dutch high voltage grid	Tennet Transmission System Operator BV	160.0			
Acquisition of locomotive fleet for medium-term leasing to European rail freight service operators	Mitsui Rail Capital Europe BV	10.0			
Drinking water supply network in province of Noord-Holland	PWN Waterleidingbedrijf Noord-Holland Nv	50.0			
Modernisation of mid-sized general hospital in Heerenveen (Friesland)	Ziekenhuis de Tjongerschans	40.0			
Construction of hospital and ancillary healthcare facilities in Sittard (Limburg)	STG Orbis Medisch en Zorgconcern	180.0			



## Global loans

Project	Company	Value (million)
Financing of small and medium-scale ventures	Coöperatieve Centrale Raiffeisen-Boerenleenbank BA (Rabobank Nederland)	50.0
	SNS Bank NV	25.0



Construction of hospital complex, Sittard

# Austria

**Finance contracts signed: 968 million**

of which  
**Individual loans: 473 million**  
**Global loans: 495 million**

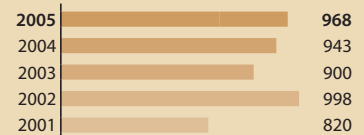
## Individual loans

Project	Company	Value (million)	Environment	Human Capital	Innovation 2010 Initiative
Rollout of broadband access network	Telekom Austria AG	180.0			
R&D activities supporting advanced product and process innovation	voestalpine AG	50.0			
R&D activities for upgrading production facilities of existing semiconductor factory in Villach (Carinthia)	Infineon Technologies Austria AG	45.0			
Upgrading and extension of Borealis's polyethylene production capacities in Schwechat (Austria); R&D activities in Porvoo (Finland), Linz (Austria) and Stenungssund (Sweden)	Borealis GmbH	83.5			
Construction of regional mother-and-child clinic in Linz and upgrading of regional hospital in Steyr (Upper Austria)	Oö. Gesundheits- und Spitals-AG	40.0			
Refurbishment and modernisation of various hospitals in Styria	Steiermärkische Krankenanstalten Gesellschaft m.b.H.	75.0			

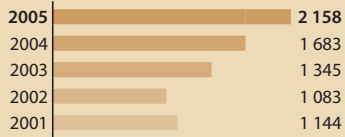


## Global loans

Project	Company	Value (million)
Financing of small and medium-scale ventures	BAWAG P.S.K.	80.0
	Bank Austria Creditanstalt AG	40.0
	Niederösterreichische Landesbank-Hypothekenbank AG	20.0
	Oberbank AG	10.0
Financing of small and medium-scale infrastructure schemes	Bank Austria Creditanstalt AG	200.0
	Hypo Alpe-Adria-Bank AG	35.0
Financing of small and medium-scale infrastructure schemes in field of environmental protection and improvement	Bank Austria Creditanstalt AG	110.0



Plastics production, Schwechat



## Poland

**Finance contracts signed: 2 158 million**

of which  
**Individual loans: 1 753 million**  
**Global loans: 405 million**

### Individual loans

Project Description	Entity	Value (million)	Category
Upgrading of four power generation units and ancillary facilities to reduce pollution in central Poland	Elektrownia Bełchatów SA	220.0	Energy project of common interest
Quasi-equity participation in infrastructure fund	Emerging Europe Convergence Fund	7.0	Regional development
Acquisition of six Embraer EMB 170 jet aircraft for regional operations	Polskie Linie Lotnicze LOT SA	29.2	Transport project of common interest
Acquisition of locomotive fleet for medium-term leasing to European rail freight service operators	Mitsui Rail Capital Europe BV	20.0	Transport project of common interest
Construction and operation of motorway between Gdansk and Nowe Marzy (Corridor VI)	Gdańsk Transport Company SA	500.0	Transport project of common interest
Framework loan for small-scale road schemes in Wrocław	City of Wrocław	100.0	Regional development
Implementation of large number of water supply and wastewater treatment schemes in Poznan and neighbouring municipalities	Aquanet SA	127.9	Energy project of common interest
Urban renewal and rehabilitation of infrastructure in Warsaw	Miasto Stołeczne Warszawa	128.4	Regional development
Expansion of polypropylene and polyethylene production capacity at refinery and petrochemical complex in Plock (centre)	Basell Orlen Polyolefins Sp. z oo	250.0	Energy project of common interest
Construction of manufacturing plant for air-conditioning compressors in Polkowice (south-west)	Sanden Corporation	35.0	Regional development
Construction and long-term management of five new retail shopping centres in Brno (Czech Republic), Berlin (Germany), Pécs and Győr (Hungary) and Krakow (Poland)	ECE Projektmanagement GmbH & Co. KG	85.6	Regional development
Public scientific and university-based research	Republic of Poland	250.0	Regional development



### Global loans

Project Description	Entity	Value (million)
Financing of small and medium-scale ventures	Nordea Bank Polska SA	120.0
	BPH Leasing SA	100.0
	Unicredito Italiano SpA	75.0
	BRE Leasing Sp. z oo	20.0
Financing of small-scale foreign direct investment	The Bank of Tokyo-Mitsubishi Ltd	60.0
Grouped loan for financing medium-scale projects implemented by mid-cap companies	Investkredit Bank AG	30.0



Construction of shopping centre, Krakow



## Portugal

**Finance contracts signed: 1 584 million**

of which  
**Individual loans: 1 234 million**  
**Global loans: 350 million**

### Individual loans

Project Description	Entity	Value (million)	Category
Design, construction and operation of gas-fired combined-cycle power plant	EDP - Energias de Portugal SA	100.0	Energy project of common interest
Construction and operation of 11 grid-connected wind farms	Genergy SGPS SA	230.0	Energy project of common interest



regional development    
 transport project of common interest    
 energy project of common interest

Project Description	Company	Value (Million)	Environment	Human Capital	Innovation 2010 Initiative
Expansion of power generation, transmission and distribution capacity in Azores	Electricidade dos Açores, SA	30.0	●	●	●
Expansion of power generation capacity and upgrading of transmission and distribution networks in archipelago of Madeira	EEM Empresa de Electricidade da Madeira SA	40.0	●	●	
Modernisation of rolling stock of country's leading railway operator	Caminhos de Ferro Portugueses, EP	80.0	●	●	
Construction and operation of two motorways (A10 and A13)	BRISA Auto-estradas de Portugal S.A.	100.0	●	●	
Renewal of Lisbon's public bus fleet	Companhia Carris de Ferro de Lisboa S.A.	30.0	●		●
Upgrading of four railway lines, one in Lisbon region and three in Porto region	REFER - Rede Ferroviária Nacional EP	100.0	●	●	●
Construction of UMTS network designed for third generation mobile telecommunications services and upgrading and expansion of GSM/GPRS network	TMN Telecomunicações Móveis Nacionais, S.A.	100.0	●		●
Water supply and distribution networks in Lisbon region and Tagus valley	Empresa Portuguesa das Águas Livres SA	100.0	●		●
Extension of water supply and wastewater treatment networks	AdP-Águas de Portugal, S.G.P.S., S.A.	200.0	●		●
Construction of semiconductor chip assembly and testing facility for DRAM memory products in Vila do Conde (near Porto)	Infineon Technologies - Fabrico de Semicondutores Portugal SA	124.0	●		●



Combined-cycle power plant turbine, Carregado

### Global loans

Financing of small and medium-scale ventures	Caixa Geral de Depósitos	100.0
	Sagres - Sociedade de Titularização de Créditos SA	75.0
	Banco Popular Portugal SA	50.0
	Banco Bilbao Vizcaya Argentaria (Portugal) SA	50.0
	Banco BPI SA	25.0
Financing of small and medium-scale ventures implemented by mid-cap companies	Banco Espírito Santo S.A.	50.0

## Slovenia

**Finance contracts signed: 282 million**  
of which  
**Individual loans: 257 million**  
**Global loans: 25 million**

### Individual loans

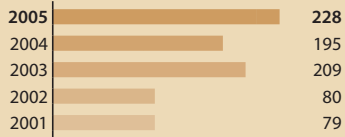
Quasi-equity participation in infrastructure fund	Emerging Europe Convergence Fund	7.0	●				
Construction of 36 km motorway section connecting Maribor to Hungarian border	Družba za avtoceste v Republiki Slovenij d.d. (DARS)	250.0	●	●			

### Global loans

Financing of small and medium-scale ventures	Nova Ljubljanska banka d.d.	25.0
--	-----------------------------	------



Maribor-Lenart section of A5 motorway



## Slovakia

**Finance contracts signed: 228 million**

of which  
**Individual loans: 174 million**  
**Global loans: 54 million**

### Individual loans

Quasi-equity participation in infrastructure fund

Emerging Europe Convergence Fund 7.0

Creation of industrial park for suppliers of automobile plant near Trnava

Trnavainvest - Dodavatelský park AS 17.0

Investment and R&D programme at several production sites

Volkswagen Slovakia AS 150.0

### Global loans

Financing of small and medium-scale ventures

Dexia Banka Slovensko AS 30.0

Tatra Banka AS 20.0

SG Equipment Finance Czech Republic s.r.o. 4.0



Financing SMEs



## Finland

**Finance contracts signed: 711 million**

of which  
**Individual loans: 536 million**  
**Global loans: 175 million**

### Individual loans

Construction of hydroelectric power plant (Sierilä) and rehabilitation of two existing plants in Lapland

Kemijoki Oy 25.0

Acquisition of five ro-pax vessels: three for use on Helsinki (Finland)-Travemünde (Germany) route and two for use on Naantali-Kappelkskär route (Sweden)

Finlines Oyj 100.0

Construction and operation of section of E18 motorway between Muurla and Lohja (south)

Tieyhtiö Ykköstie Oy 153.3

Upgrading and extension of Borealis's polyethylene production capacities in Schwechat (Austria); R&D activities in Porvoo (Finland), Linz (Austria) and Stenungssund (Sweden)

Borealis GmbH 2.9

Refurbishment of educational facilities and construction of schools in cities of Espoo, Kuopio, Turku and Oulu and in Oulu region

Espoo kaupunki 30.0

Oulun seudun ammatillisen koulutuksen kuntayhtymä 25.0

Construction, refurbishment and expansion of research and higher education infrastructure


Senaatti-kiinteistöt 50.0

Construction or rehabilitation of schools and social care facilities, and improvement of cultural and leisure facilities in Vantaa

Vantaan kaupunki 30.0

Construction, extension and improvement of research and higher education infrastructure

Senaatti-kiinteistöt 120.0



School refurbishment, Oulu region

### Global loans

Financing of small and medium-scale ventures

Finnvera plc 100.0

OKO Osuuspankkien Keskuspankki Oyj (OKO Bank) 50.0

Aktia Säästöpankki Oyj 25.0

☛ regional development

☛ transport project of common interest

☛ energy project of common interest

# Sweden

Finance contracts signed: **822 million**

## Individual loans

Construction of combined-cycle cogeneration plant and extension, upgrading and modernisation of municipal district heating network in Rya, 7 km from Göteborg

Göteborg Energi AB

87.5

Construction of 17 km of railway in Malmö connecting to Øresund fixed link

Malmö Gatu- och Trafiknämnd

109.2

Construction of northern section of Stockholm's ring road

Vägverket

218.8

Acquisition of five ro-pax vessels: three for use on Helsinki (Finland)-Travemünde (Germany) route and two for use on Naantali-Kappelkskär route (Sweden)

Finnlines Oyj

50.0

Upgrading and extension of Borealis's polyethylene production capacities in Schwechat (Austria); R&D activities in Porvoo (Finland), Linz (Austria) and Stenungssund (Sweden)

Borealis GmbH

2.9

Acquisition of magazine paper production machine for Kvarnsveden mill (centre)

Stora Enso Oyj

200.0

Hospital investment programme of Skåne Region

Skåne Region

84.0

Upgrading of higher education and research facilities in Göteborg

Hantverks- och Industrihus i Göteborg AB

69.6



Modernisation of Göteborg university

# United Kingdom

Finance contracts signed: **3 979 million**

of which  
Individual loans: **3 722 million**  
Global loans: **257 million**

## Individual loans

Construction and operation of offshore wind farm in eastern Irish Sea, near Barrow-in-Furness, Cumbria

Dong A/S

95.3

Transport of gas from Ormen Lange field (off coast of Norway) to receiving terminal in Easington (UK)

Dong A/S

100.0

Second phase of development of liquefied natural gas import terminal on Isle of Grain

National Grid Grain LNG Ltd

177.3

Reinforcement and extension of high-voltage electricity transmission network in England and Wales

National Grid Electricity Transmission Plc

293.2

Construction and maintenance of extension of Docklands light railway line to Woolwich Arsenal in south-east London

Woolwich Arsenal Rail Enterprises Limited

147.6

Acquisition and commissioning of new aircraft for use on low-cost services across European network

easyJet Plc

98.6

Construction and commissioning of urban railway line in London (East London Line)

Transport for London

659.7

Improvement of water supply and wastewater networks in south-west England

South West Water Ltd

103.3

Improvement of water supply and wastewater networks in south-west England

Wessex Water Services Ltd

147.7

Water supply and wastewater networks in Wales

Dwr Cymru Cyfyngedig

146.6

Improvement of water supply and wastewater treatment infrastructure in north-east and south-east England

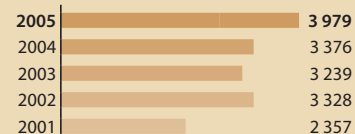
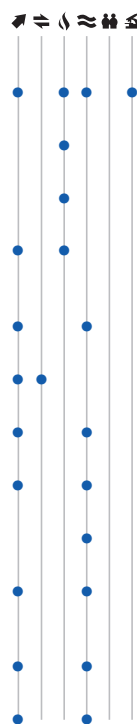
Northumbrian Water Ltd

147.8

Upgrading of around 32 000 social housing units in Wakefield district (West Yorkshire)



















































Wakefield and District Housing Ltd

290.0





New station on East London line, Hoxton

			    
R&D activities focusing on design of integrated equipment and systems for civil aircraft manufacturers and engine builders and innovation in medical technologies	Smiths Group International Holdings Ltd	103.4	    
Research and development activities in areas of automotive and industrial catalysts, pharmaceuticals, precious metals, colours and coatings	Johnson Matthey Plc	109.8	    
Design, development and manufacturing launch of new vehicle at West Midlands and Merseyside plants	Jaguar Cars Ltd/Ford Group Land Rover/Ford Group	140.0 210.0	    
Research and innovation investment in English universities	University of Manchester	35.5	    
Reconfiguration of hospital services at various sites in Newcastle upon Tyne (north-east)	Healthcare Support (Newcastle) Finance Plc	167.0	    
Refurbishment and maintenance of three secondary and 21 primary schools located in 15 towns in North Lanarkshire, west of Glasgow (Scotland)	Transform Schools Ltd	103.4	    
Construction and maintenance of several schools in Argyll and Bute (Scotland)	ABC Schools Ltd	76.4	    
Construction of student accommodation for Imperial College, west London	Imperial College of Science, Technology and Medicine	73.9	    
Financing of secondary and higher education projects	Barclays Bank Plc	295.6	    

## Global loans

Financing of small and medium-scale ventures	Alliance & Leicester plc	110.7	
Financing of small and medium-scale urban regeneration schemes undertaken by social housing associations	The Housing Finance Corporation Ltd	146.6	

## Partner Countries

	2005		2001-2005	
	Total	of which budgetary resources	Total	of which budgetary resources
South-East Europe	1 438		4 337	
Russia	60		85	
Euro-Mediterranean Partnership Countries	2 194	(45)	9 475	(116)
ACP/OCT	537	(386)	2 259	(1 557)
South Africa	145		705	
Asia and Latin America	756		2 045	
<b>Total</b>	<b>5 131</b>	<b>(431)</b>	<b>18 907</b>	<b>(1 673)</b>

In the following list, loans from own resources are indicated by \*, and financing operations from budgetary resources, in the form of either a conditional loan or an equity participation, by ▲.

The amounts relating to projects featured in this list are expressed in EUR million.

### South-East Europe

1 438.0

#### Romania

949.0

Rehabilitation and upgrading of railway section between Curtici and Simeria on Pan-European Corridor IV

Romania 300.0

Construction of motorway and Constanta bypass on Pan-European Corridor IV

Romania 250.0

Infrastructure development programme for small and medium-sized towns

Romania 12.6

Rehabilitation of Romanian road network following major floods of 2004 and 2005

Romania 300.0

Investment forming part of national healthcare reform strategy

Romania 66.4

Financing of small and medium-scale ventures

HVB Bank Romania S.A. 20.0

#### Bosnia and Herzegovina

211.0

Construction of four-lane motorway section between Banja Luka and Gradiska including bridge over river Sava

Bosnia and Herzegovina 65.0

Priority investment on several railway sections in Bosnia and Herzegovina along north-south and east-west routes

Bosnia and Herzegovina 86.0

Financing of small and medium-scale ventures

HVB Central Profit Banka d.d. 30.0

Raiffeisen Bank d.d. Bosna i Hercegovina 20.0

Raiffeisen Leasing d.o.o. 10.0

\* ▲

2005	1 438
2004	580
2003	935
2002	895
2001	489

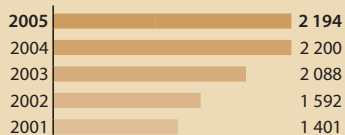


SME, Romania

\* own resources ▲ budgetary resources



Upgrading of roads, Albania



## Serbia and Montenegro

153.0

Rehabilitation of air traffic control infrastructure	Agencija za Kontrolu Letenja Srbije i Crne Gore d.o.o.	34.0	●
Rehabilitation of roads and bridges throughout country	Serbia and Montenegro	9.0	●
Construction of eight pre-university schools and modernisation of special needs school	Serbia and Montenegro	25.0	●
Financing of small and medium-scale infrastructure schemes	HVB Bank Serbia and Montenegro A.D.	30.0	●
Financing of small and medium-scale ventures	Société Générale Yugoslav Bank A.D.	25.0	●
	Raiffeisenbank a.d.	20.0	●
	Raiffeisen Leasing d.o.o.	10.0	●

## Croatia

60.0

Construction of urban by-pass near Split	Hrvatske Ceste d.o.o.	60.0	●
--	-----------------------	------	---

## Albania

35.0

Repair and upgrading of 70 km road between Fier and Tepelene on Albania's north-south corridor	Republic of Albania	35.0	●
--	---------------------	------	---

## Bulgaria

30.0

Financing of small and medium-scale ventures	Bulbank AD	30.0	●
--	------------	------	---

## Community of Independent States

60.0

### Russia

60.0

Construction of flood barrier in St Petersburg region	Russian Federation	40.0	●
Rehabilitation and modernisation of sewage sludge treatment facilities at northern wastewater treatment plant in St Petersburg	State Unitary Enterprise Vodokanal of St Petersburg	20.0	●

## Euro-Mediterranean Partnership Countries

2 194.4

### Maghreb Countries

429.8

#### Tunisia

259.8

Creation of five regional technology parks in Sousse, Monastir, Bizerte, Sfax and Sidi Thabet combining research, training and production activities	Republic of Tunisia	80.0	●
Financing of small and medium-scale ventures	Arab Tunisian Bank	20.2	●
	Banque de l'habitat	20.2	●
	Banque de Tunisie SA	20.2	●
	Amen Bank	20.2	●
	Union bancaire pour le commerce et l'industrie Tunisie Leasing	16.7	●
	Compagnie internationale de leasing	16.7	●
	Arab Tunisian Lease	16.7	●
	Banque tuniso-koweitienne de développement	11.7	●
	Société tunisienne de banque	8.6	●
	Banque internationale arabe de Tunisie	8.6	●

### Morocco

160.0

Upgrading and rebuilding of rural roads throughout country	Caisse pour le financement routier	60.0	●
--	------------------------------------	------	---

\* own resources    ▲ budgetary resources



Construction of Settat-Marrakesh motorway section, extending Casablanca-Settat motorway link	Société nationale des autoroutes du Maroc	70.0	●	* ▲
Financing of small and medium-scale ventures	Banque marocaine du commerce extérieur	30.0	●	
<b>Algeria</b>		<b>10.0</b>		
Creation of leasing company specialising in medium-term financing of Algerian SMEs	Maghreb Leasing Algeria	10.0	●	
<b>Mashreq Countries</b>		<b>779.4</b>		
<b>Egypt</b>		<b>309.4</b>		
Construction of second natural gas liquefaction train at Idku LNG plant	IDKU Natural Gas Liquefaction Company SAE	234.4	●	
Construction of two natural gas pipelines between El Tina and Abu Sultan and between Dashour and El Kureimat	Egyptian Natural Gas Co - GASCO	50.0	●	
Financing of equity and quasi-equity participations in private companies	National Bank of Egypt	6.3	●	
	Commercial International Bank SAE	6.3	●	
	Export Development Bank of Egypt	6.3	●	
	EFG-Hermes Holding Company	6.3	●	
<b>Syria</b>		<b>300.0</b>		
Construction of natural gas-fired combined cycle power plant near Deir Azzour on Euphrates river	Syrian Arab Republic	200.0	●	
Extension of fixed line telephone network in rural areas	Syrian Arab Republic	100.0	●	
<b>Lebanon</b>		<b>170.0</b>		
Construction of motorway section linking Beirut and Damascus and of Tripoli West ring road (north)	Lebanese Republic	60.0	●	
Construction of wastewater treatment plant at Dora, northern Beirut, and main and secondary collectors for area served	Lebanese Republic	60.0	●	
Financing of small and medium-scale ventures	Byblos Bank Sal	50.0	●	
<b>Other</b>		<b>985.0</b>		
<b>Turkey</b>		<b>930.0</b>		
Construction of tunnel including submarine section under Bosphorus and upgrading of rolling stock and existing rail network	Republic of Turkey	450.0	●	
Construction of wastewater treatment plant and rehabilitation of networks in greater Samsun area	TC Samsun Buyuk Sehir Belediyesi su ve Kanalizasyon Idaresi	30.0	●	
Installation of new float-glass line in Yenisehir, eastern Marmara region	Turkiye Sise ve cam Fabrikalari AS	60.0	●	
Financing of small and medium-scale ventures	Koc Finansal Kiralama AS	100.0	●	
	Turkiye Vakiflar Bankasi TAO	90.0	●	
	Turkiye Sinai Kalkinma Bankasi AS	90.0	●	
	Turkiye Halk Bankasi AS	40.0	●	
	Turkiye Kalkinma Bankasi AS	25.0	●	
	Turkiye Cumhuriyeti Ziraat Bankasi AS	5.0	●	
Lease financing of small and medium-scale projects	Citilease Finansal Kiralama AS	40.0	●	
<b>Gaza-West Bank</b>		<b>55.0</b>		
Upgrading and reinforcement of power grid	Palestinian National Authority	45.0	●	
Creation and operation of credit guarantee fund for small and medium-sized enterprises	Palestinian National Authority	10.0	●	



Construction of natural gas pipelines, Egypt



Construction of wastewater treatment plant, Turkey

\* own resources ▲ budgetary resources

2005	537
2004	440
2003	463
2002	298
2001	520



Cement plant, Nigeria

## African, Caribbean, Pacific (ACP) States and OCT

537.1

### ACP Group

3.5

Investment in regional fund aimed at creation of microfinance institutions

Horus Development Finance

3.5

### AFRICA

448.6

#### West Africa

188.0

#### Nigeria

124.0

Construction and operation of cement plant in centre of country

Obajana Cement plc

90.9

Obajana Cement plc

33.1

#### Regional - West Africa

17.5

Participation in fund making equity and quasi-equity investments in intermediate-sized companies in West Africa, mainly Nigeria

Capital Alliance Private Equity II

11.9

Creation of merchant bank in Dakar

Banque régionale des marchés

0.6

Loan guarantee to support integration of CCMAO's banking network into West African Economic and Monetary Union zone

Banque des institutions mutualistes d'Afrique de l'Ouest

5.0

#### Ghana

10.5

New overhead line for transmission of surplus power generated in south-west (by Takoradi thermal plants in Aboadze) to large load centres in south-east of country (Accra and Tema)

Republic of Ghana

10.5

#### Senegal

10.0

Acquisition of ro-ro ferry for passenger and goods transport between Dakar and Casamance region and related port works

Republic of Senegal

10.0

#### Mauritania

10.0

Feasibility study for development of El Aouj iron ore deposit around 50 km north-west of Zouérate

Société el Aouj SA

5.0

Extension of seafood preparation, freezing and packing plant

Société d'élaboration des produits halieutiques

5.0

#### Cape Verde

8.0

Credit line for medium and long-term financing of private sector SMEs

Banco Interatlantico Sàrl

8.0

#### Niger

8.0

Financing of small and medium-scale ventures

Banque internationale pour l'Afrique au Niger

2.7

Société nigérienne de banque

2.7

Bank of Africa Niger

2.7

#### East Africa

125.5

#### Kenya

75.5

Expansion of Olkaria II geothermal power plant (Rift Valley)

Kenya Electricity Generating Company Ltd

32.5

Upgrading of Kenya's power distribution network

Republic of Kenya

43.0

\* own resources

▲ budgetary resources

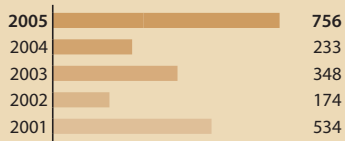
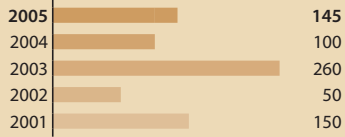
<b>Ethiopia</b>		<b>50.0</b>	*
Construction of hydropower plant on Gilgel Gibe river and power transmission lines to increase national electricity generating capacity	Federal Democratic Republic of Ethiopia	50.0	▲
<b>Southern Africa and Indian Ocean</b>		<b>123.4</b>	
<b>Zambia</b>		<b>55.6</b>	
Rehabilitation of two generating units at Kariba North hydropower plant	Zambia Electricity Supply Corp.	7.6	●
Rebuilding and modernisation of Mufulira copper smelter	Mopani Copper Mines Plc	48.0	●
<b>Mozambique</b>		<b>37.8</b>	
Gas field development and construction of gas pipeline from Mozambique (Secunda) to South Africa	Companhia Moçambicana de Gasoduto Sarl	35.0	●
Mining, concentration and separation of heavy mineral sands	Kenmare Moma Processing (Mauritius) Ltd	1.4	●
	Kenmare Moma Mining (Mauritius) Ltd	1.4	●
<b>Mauritius</b>		<b>25.0</b>	
Construction of second Club Med village near Albion	Club Méditerranée Albion Resorts Ltd	5.0	●
Financing of small and medium-scale ventures	State Bank of Mauritius Ltd	20.0	●
<b>Madagascar</b>		<b>5.0</b>	
Expansion of shrimp farm in Mahajamba delta on north-west coast	Aquaculture de la Mahajamba (AQUALMA)	5.0	●
<b>Central and Equatorial Africa</b>		<b>11.8</b>	
<b>Chad</b>		<b>11.8</b>	
Modernisation and expansion of sugar complex in Banda in south of country (guarantee)	Compagnie sucrière du Tchad	11.8	●
<b>CARIBBEAN</b>		<b>72.0</b>	
<b>Regional - Caribbean</b>		<b>40.0</b>	
Financing of small and medium-scale ventures	Caribbean Development Bank	40.0	●
<b>Trinidad and Tobago</b>		<b>27.0</b>	
Financing of small and medium-scale ventures	Clico Investment Bank Ltd	20.0	●
	Development Finance Ltd	7.0	●
<b>Grenada</b>		<b>5.0</b>	
Expansion of power generation capacity	Grenada Electricity Services LTD	5.0	●
<b>PACIFIC</b>		<b>13.0</b>	
<b>Regional - Pacific</b>		<b>13.0</b>	
Financing of small and medium-scale ventures	Development Bank of Samoa	7.0	●
	Tonga Development Bank	6.0	●



Mining of heavy sands, Mozambique



Sugar cane plantation, Chad



Tyre manufacturing plant, Brazil

## South Africa

145.0

Construction of pipeline to supply water to strategic industries near Johannesburg  
Trans-Caledon Tunnel Authority

85.0

Development of urban infrastructure in Tshwane municipality (including Pretoria)  
Inca - Infrastructure Finance Corporation Ltd

30.0

Cofinancing of multi-sector investment programme of municipality of eThekweni  
Inca - Infrastructure Finance Corporation Ltd

30.0

## Asia and Latin America

756.1

### LATIN AMERICA

134.0

#### Brazil

94.0

Technical and environmental upgrading of Alberto Pasqualini refinery in State of Rio Grande do Sul (south), near Porto Alegre

Repsol YPF Brasil SA

54.0

Construction of new car tyre production facilities in Camaçari, north of Salvador de Bahia  
Continental do Brasil Produtos Automotivos Ltda

40.0

#### Regional - Andean Pact

40.0

Financing of small and medium-scale projects in beneficiary countries of Corporación Andina de Fomento (CAF)

Corporación Andina de Fomento

40.0

### ASIA

622.1

#### China

500.0

Major expansion of Beijing international airport

People's Republic of China

500.0

#### Indonesia

50.0

Financing of small and medium-scale investment projects featuring EU interest and tsunami-related schemes  
Bank Rabobank International Indonesia Pt

50.0

#### Laos

42.1

Construction of hydropower plant on Nam Theun river

Lao People's Democratic Republic

42.1

#### Vietnam

30.0

Financing of small and medium-scale ventures

Socialist Republic of Vietnam

30.0

\* own resources

▲ budgetary resources

## Statistical Supplement

<b>Section I</b>	<b>Financing provided within the European Union</b>	<b>Page</b>
	(contracts signed)	
<b>Table A</b>	Breakdown by country and objective in 2005	30
<b>Table B</b>	Breakdown by country and objective from 2001 to 2005	30
<b>Table C</b>	Breakdown by country and sector in 2005	31
<b>Table D</b>	Breakdown by country and sector from 2001 to 2005	31
<b>Table E</b>	Detailed breakdown by sector in 2005 and from 2001 to 2005	32
<b>Table F</b>	Breakdown by region in 2005 and from 2001 to 2005	33-35
<b>Section II</b>	<b>Financing provided in the Partner Countries</b>	
	(contracts signed)	
<b>Table G</b>	Agreements, Financing Facilities and Decisions in force at 31 December 2005	36
<b>Table H</b>	In the Partner Countries in 2005	37
<b>Table I</b>	In the Euro-Mediterranean Partnership Countries from 2001 to 2005	37
<b>Table J</b>	In the ACP States and the OCT from 2001 to 2005	38
<b>Table K</b>	In South Africa from 2001 to 2005	39
<b>Table L</b>	In Asia and Latin America from 2001 to 2005	39
<b>Table M</b>	In South-East Europe and the Community of Independent States from 2001 to 2005	39
<b>Section III</b>	<b>Borrowings signed</b>	
<b>Table N</b>	Borrowings signed in 2005 – List of operations	40-43
<b>Table O</b>	Borrowings signed (before swaps) from 2001 to 2005	44
<b>Table P</b>	Borrowings signed (after swaps) from 2001 to 2005	45
<b>Table Q</b>	Medium and long-term resources raised in ECU/EUR from 1981 to 2005	45
<b>Table R</b>	Borrowings signed in 2005 – Breakdown by currency before/after swaps	46
<b>Table S</b>	Borrowings signed (before swaps) in 2005 under medium-term note or debt issuance programmes (excluding EARNs and stand-alone issues)	46

NB: as rounded figures are used in the following tables, it is possible that the totals do not correspond to the sum of the individual amounts.

**Table A** **Individual loans provided within the European Union in 2005**  
Breakdown by country and objective <sup>(1)</sup>

(EUR million)

	Economic and social cohesion	Transport projects of common interest	Energy projects of common interest	Environment	Human capital	i2i
Belgium	465	10	125	550	–	–
Czech Republic	1 121	285	–	266	–	500
Denmark	–	168	–	249	–	50
Germany	4 754	319	–	503	2 800	4 076
Estonia	5	–	–	–	–	–
Greece	895	435	260	200	–	–
Spain	6 074	3 035	750	2 051	220	1 114
France	1 654	590	–	1 110	558	296
Ireland	329	54	200	75	–	–
Italy	3 879	1 533	585	999	360	1 245
Cyprus	170	–	–	170	–	–
Latvia	195	–	190	150	150	150
Lithuania	5	–	–	–	–	–
Luxembourg	–	247	–	–	–	–
Hungary	1 265	87	–	1 091	100	100
Malta	13	–	–	–	–	–
Netherlands	220	10	160	60	220	–
Austria	305	–	–	83	115	433
Poland	1 733	549	220	682	250	250
Portugal	1 234	280	400	690	–	224
Slovenia	257	250	–	–	–	–
Slovakia	174	–	–	–	–	150
Finland	250	253	–	58	255	258
Sweden	200	378	87	200	154	156
United Kingdom	2 892	99	666	1 738	752	1 410
<b>Total</b>	<b>28 088</b>	<b>8 582</b>	<b>3 643</b>	<b>10 924</b>	<b>5 933</b>	<b>10 413</b>

**Table B** **Individual loans provided within the European Union from 2001 to 2005**  
Breakdown by country and objective <sup>(1)</sup>

(EUR million)

	Economic and social cohesion	Transport projects of common interest	Energy projects of common interest	Environment	Human capital	i2i
Belgium	1 328	280	195	1 495	–	191
Czech Republic	2 679	1 147	–	1 026	95	840
Denmark	459	1 485	740	1 142	231	1 187
Germany	15 543	3 043	525	4 796	5 778	9 005
Estonia	85	–	80	–	–	5
Greece	6 038	2 698	778	2 215	412	692
Spain	21 687	10 491	2 793	7 500	1 328	3 377
France	5 405	3 219	–	3 654	1 583	1 832
Ireland	1 649	647	600	235	68	168
Italy	13 562	6 115	4 430	8 525	1 762	3 019
Cyprus	540	55	100	370	315	335
Latvia	195	33	190	230	150	155
Lithuania	65	50	–	60	60	65
Luxembourg	10	381	–	194	–	10
Hungary	2 670	752	125	1 679	580	200
Malta	13	–	–	–	–	–
Netherlands	368	785	310	823	220	79
Austria	1 118	299	100	1 050	797	1 681
Poland	4 216	2 355	220	1 908	1 400	1 565
Portugal	6 484	2 310	825	2 612	–	673
Slovenia	421	514	–	30	20	235
Slovakia	458	159	–	95	95	150
Finland	1 104	492	–	1 012	1 280	1 583
Sweden	963	782	252	1 384	588	1 186
United Kingdom	9 090	1 736	2 380	7 463	1 973	2 730
Other (Art.18) <sup>(2)</sup>	–	241	316	243	–	300
<b>Total</b>	<b>96 150</b>	<b>40 071</b>	<b>14 959</b>	<b>49 743</b>	<b>18 734</b>	<b>31 262</b>

<sup>(1)</sup> As certain financing operations meet several objectives, the totals for the various headings cannot be meaningfully added together.

<sup>(2)</sup> Financing akin to operations within the European Union authorised under the second paragraph of Article 18(1) of the Bank's Statute.

Table C

**Loans provided within the European Union in 2005**  
 Breakdown by country and sector

(EUR million)

	Total	Individual loans	Infrastructure			Industry Services Agriculture	Health Education	Global loans
			Energy	Communi-cations	Water management and sundry infrastructure			
Belgium	725	675	125	160	175	215	-	50
Czech Republic	1 237	1 131	2	379	176	552	22	106
Denmark	335	298	-	168	81	50	-	37
Germany	7 040	5 477	-	819	356	3 227	1 075	1 563
Estonia	5	5	2	-	-	3	-	-
Greece	895	895	260	635	-	-	-	-
Spain	7 600	6 124	750	4 636	293	225	220	1 476
France	4 209	2 509	-	1 681	140	130	558	1 700
Ireland	429	329	200	54	75	-	-	100
Italy	6 394	4 534	585	2 282	1 138	381	149	1 860
Cyprus	170	170	-	24	146	-	-	-
Latvia	215	195	42	-	150	3	-	20
Lithuania	20	5	2	-	-	3	-	15
Luxembourg	247	247	-	247	-	-	-	-
Hungary	1 495	1 275	2	962	206	5	100	220
Malta	13	13	-	-	-	13	-	-
Netherlands	515	440	160	10	50	-	220	75
Austria	968	473	-	180	-	178	115	495
Poland	2 158	1 753	222	649	256	625	-	405
Portugal	1 584	1 234	400	410	300	124	-	350
Slovenia	282	257	2	250	-	5	-	25
Slovenia	228	174	2	-	17	155	-	54
Finland	711	536	25	253	-	6	252	175
Sweden	822	822	87	378	-	238	119	-
United Kingdom	3 979	3 722	666	906	835	563	752	257
<b>Total</b>	<b>42 276</b>	<b>33 293</b>	<b>3 535</b>	<b>15 083</b>	<b>4 393</b>	<b>6 701</b>	<b>3 581</b>	<b>8 983</b>

of which: - "Standard" global loans  
 - "Portfolio" global loans  
 - "Mid-cap" loans

8 833  
 100  
 50

Table D

**Loans provided within the European Union from 2001 to 2005**  
 Breakdown by country and sector

(EUR million)

	Total	Individual loans	Infrastructure			Industry Services Agriculture	Health Education	Global loans
			Energy	Communi-cations	Water management and sundry infrastructure			
Belgium	2 846	2 081	195	573	950	362	-	765
Czech Republic	4 303	3 812	2	1 667	786	1 240	117	491
Denmark	4 356	3 945	697	1 998	204	816	231	411
Germany	32 705	20 466	520	4 112	2 926	8 850	4 058	12 239
Estonia	200	90	82	5	-	3	-	110
Greece	6 238	6 038	778	3 168	1 500	186	406	200
Spain	30 619	22 301	2 793	15 032	2 248	1 210	1 018	8 318
France	20 270	10 234	-	6 490	347	1 819	1 578	10 036
Ireland	2 499	1 649	600	807	175	-	68	850
Italy	29 848	19 082	4 430	7 685	4 412	2 381	174	10 766
Cyprus	910	910	200	79	246	70	315	-
Latvia	423	313	122	38	150	3	-	110
Lithuania	175	120	2	55	60	3	-	55
Luxembourg	575	575	-	381	184	10	-	-
Hungary	4 038	3 173	150	2 038	479	243	264	865
Malta	38	13	-	-	-	13	-	25
Netherlands	2 944	2 044	160	785	800	79	220	900
Austria	4 631	2 634	14	544	478	823	776	1 996
Poland	7 413	6 130	252	2 882	1 500	1 020	475	1 283
Portugal	8 384	6 484	825	4 478	678	504	-	1 900
Slovenia	1 021	806	4	753	45	5	-	215
Slovakia	791	537	2	204	47	269	14	254
Finland	3 863	3 188	41	568	681	696	1 202	675
Sweden	4 138	3 796	252	2 012	143	836	553	342
United Kingdom	16 279	14 195	2 451	4 662	3 489	1 732	1 861	2 084
Other (Art.18) <sup>(1)</sup>	919	919	346	241	33	300	-	-
<b>Total</b>	<b>190 426</b>	<b>135 537</b>	<b>14 917</b>	<b>61 256</b>	<b>22 561</b>	<b>23 474</b>	<b>13 329</b>	<b>54 890</b>

of which: - "Standard" global loans  
 - "Portfolio" global loans  
 - "Mid-cap" loans

45 949  
 8 741  
 200

<sup>(1)</sup> Financing akin to operations within the European Union authorised under the second paragraph of Article 18(1) of the Bank's Statute.

**Table E** **Loans provided within the European Union in 2005 and from 2001 to 2005**  
Detailed breakdown by sector

(EUR million)

	2005		2001-2005	
	Amount	% of total	Amount	% of total
<b>Energy and infrastructure</b>	<b>23 011</b>	<b>54.4</b>	<b>98 733</b>	<b>51.8</b>
<b>Energy</b>	<b>3 535</b>	<b>8.4</b>	<b>14 917</b>	<b>7.8</b>
Production	1 105	2.6	6 914	3.6
<i>Electricity</i>	827	2.0	4 654	2.4
<i>Oil and natural gas</i>	177	0.4	1 130	0.6
<i>Heat</i>	101	0.2	1 129	0.6
Transmission and supply	2 430	5.7	8 003	4.2
<i>Electricity</i>	2 122	5.0	5 882	3.1
<i>Oil and natural gas</i>	285	0.7	2 030	1.1
<i>Heat</i>	23	0.1	91	0.0
<b>Transport</b>	<b>13 074</b>	<b>30.9</b>	<b>54 576</b>	<b>28.7</b>
Urban transport	4 862	11.5	13 809	7.3
Railways	3 356	7.9	13 848	7.3
Roads, motorways	2 754	6.5	15 412	8.1
Air transport	1 279	3.0	8 264	4.3
Maritime transport	661	1.6	2 588	1.4
Space transport	121	0.3	121	0.1
Intermodal freight terminals and other	41	0.1	209	0.1
Exceptional structures	–	–	325	0.2
<b>Telecommunications</b>	<b>2 009</b>	<b>4.8</b>	<b>6 680</b>	<b>3.5</b>
Advanced information services	1 419	3.4	3 093	1.6
Mobile telephony	300	0.7	2 235	1.2
Composite telecommunications	240	0.6	1 202	0.6
Satellites, ground stations	50	0.1	150	0.1
<b>Water, sewerage, solid waste</b>	<b>2 053</b>	<b>4.9</b>	<b>7 767</b>	<b>4.1</b>
Water catchment, treatment and supply	1 235	2.9	4 137	2.2
Sewerage and waste management	817	1.9	3 630	1.9
<b>Urban infrastructure</b>	<b>2 340</b>	<b>5.5</b>	<b>14 793</b>	<b>7.8</b>
Urban development schemes	1 253	3.0	4 774	2.5
Urban renewal	1 088	2.6	10 020	5.3
<b>Industry, services, health, education, agriculture</b>	<b>10 282</b>	<b>24.3</b>	<b>36 804</b>	<b>19.3</b>
<b>Industry</b>	<b>3 108</b>	<b>7.4</b>	<b>14 785</b>	<b>7.8</b>
Transport equipment	919	2.2	5 714	3.0
Electrical engineering and electronics	753	1.8	2 527	1.3
Chemicals and chemical products	685	1.6	1 913	1.0
Pulp, paper products; publishing and printing	320	0.8	1 320	0.7
Basic metals and metal products	175	0.4	1 451	0.8
Food products and beverages	135	0.3	250	0.1
Machinery and equipment	103	0.2	741	0.4
Other manufacturing industries	17	0.2	17	–
Refined petroleum products	–	–	355	0.2
Rubber and plastics	–	–	105	0.1
Other non-metallic mineral products	–	–	176	0.1
Woodworking and wood products	–	–	214	0.1
<b>Services</b>	<b>3 592</b>	<b>8.5</b>	<b>8 589</b>	<b>4.5</b>
Research and development	3 123	7.4	4 937	2.6
Other services	470	1.1	3 652	1.9
<b>Health, education</b>	<b>3 581</b>	<b>8.5</b>	<b>13 329</b>	<b>7.0</b>
Education, training	1 877	4.4	7 292	3.8
Health	1 704	4.0	6 038	3.2
<b>Agriculture, fisheries, forestry</b>	<b>–</b>	<b>–</b>	<b>100</b>	<b>0.1</b>
<b>Total individual loans</b>	<b>33 293</b>	<b>78.8</b>	<b>135 537</b>	<b>71.2</b>
<b>Total global loans, grouped loans</b>	<b>8 983</b>	<b>21.2</b>	<b>54 890</b>	<b>28.8</b>
<b>Grand total</b>	<b>42 276</b>	<b>100.0</b>	<b>190 426</b>	<b>100.0</b>



**Table F Breakdown of loans by region in 2005 and from 2001 to 2005**

This analytical table is based on NUTS 1 or 2 regional classification, depending on the country concerned. Where possible, individual loans covering several regions have been subdivided. EUROSTAT 2002 estimates of per capita (2001) GDP expressed in terms of purchasing power parities (EUR25 = 100). 2004 unemployment rate (EUR25 = 9.2). 2002 population figures ('000).

(Amounts in EUR million)

	<i>GDP per capita</i>	<i>Unemployment rate (%)</i>	<i>Population ('000)</i>	2005	2001–2005
<b>Belgium</b>	<b>107</b>	<b>8.4</b>	<b>10 396</b>	<b>725</b>	<b>2 846</b>
Bruxelles-Brussel	218	15.7	1 000	150	300
Vlaams Gewest	106	5.4	6 016	165	749
Région wallonne	77	12.0	3 380	225	754
Multiregional	–	–	–	135	279
Global loans	–	–	–	50	765
<b>Czech Republic</b>	<b>67</b>	<b>8.3</b>	<b>10 211</b>	<b>1 237</b>	<b>4 303</b>
Praha	149	3.9	1 166	110	667
Jihovýchod	59	7.9	1 640	170	170
Jihozapad	61	5.8	1 175	15	15
Stredni Morava	53	9.8	1 228	83	83
Severovýchod	56	6.7	1 480	33	33
Severozapad	53	13.1	1 125	118	244
Stredni Cechy	55	5.4	1 136	68	643
Multiregional	–	–	–	534	1 957
Global loans	–	–	–	106	491
<b>Denmark</b>	<b>115</b>	<b>5.5</b>	<b>5 398</b>	<b>335</b>	<b>4 356</b>
<b>Germany</b>	<b>101</b>	<b>10.3</b>	<b>82 532</b>	<b>7 040</b>	<b>32 705</b>
Hamburg	171	10.3	1 734	190	860
Bremen	136	14.3	6 631	54	356
Hessen	124	7.7	6 089	271	699
Bayern	117	6.3	12 423	554	2 016
Baden–Württemberg	114	6.4	10 693	10	558
Nordrhein–Westfalen	102	9.3	18 080	548	2 429
Saarland	93	8.5	1 061	25	253
Rheinland-Pfalz	90	6.8	4 059	91	495
Berlin	90	18.4	3 388	207	1 234
Schleswig-Holstein	92	8.9	2 823	500	662
Niedersachsen	91	9.2	7 993	450	1 400
Sachsen	67	18.3	4 321	697	3 306
Thüringen	66	15.3	2 373	127	588
Brandenburg	67	18.4	2 575	297	1 246
Mecklenburg-Vorpommern	66	21.2	1 732	367	1 193
Sachsen–Anhalt	65	21.6	2 523	307	1 920
Multiregional	–	–	–	780	1 251
Global loans	–	–	–	1 563	12 239
<b>Estonia</b>	<b>42</b>	<b>9.7</b>	<b>1 351</b>	<b>5</b>	<b>200</b>
<b>Greece</b>	<b>67</b>	<b>10.5</b>	<b>10 938</b>	<b>895</b>	<b>6 238</b>
Attiki	71	9.1	3 904	35	2 982
Voreia Ellada	64	12.2	3 516	500	1 020
Kentriki Ellada	66	11.4	2 425	100	1 171
Multiregional	–	–	–	260	865
Global loans	–	–	–	–	200
<b>Spain</b>	<b>84</b>	<b>11.0</b>	<b>42 345</b>	<b>7 600</b>	<b>30 619</b>
Comunidad de Madrid	113	6.7	5 706	1 382	5 568
Comunidad Foral de Navarra	106	5.5	573	103	410
País Vasco	105	9.7	2 095	79	1 091
Cataluña	101	9.7	6 637	1 874	4 254
Islas Baleares	106	9.1	932	30	164
La Rioja	97	5.6	288	73	90
Aragón	91	5.6	1 229	467	757
Cantabria	83	10.5	545	42	210
Comunidad Valenciana	81	10.4	4 400	409	2 017
Canarias	79	12.0	1 865	81	433
Castilla–León	78	10.7	2 462	134	541
Principado de Asturias	72	10.4	1 060	142	324
Murcia	71	10.7	1 266	36	91
Castilla–La Mancha	67	9.5	1 823	132	896
Galicia	67	13.6	2 706	232	528
Andalucía	63	17.1	7 553	305	1 001
Extremadura	54	17.2	1 066	201	241
Multiregional	–	–	–	402	3 684
Global loans	–	–	–	1 476	8 318

Table F

## Breakdown of loans by region in 2005 and from 2001 to 2005 (continued)

(Amounts in EUR million)

	GDP per capita	Unemployment rate (%)	Population ('000)	2005	2001–2005
<b>France</b>	<b>105</b>	<b>9.6</b>	<b>59 192</b>	<b>4 209</b>	<b>20 270</b>
Ile-de-France	165	9.3	11 056	260	987
Alsace	106	7.6	1 762	–	211
Rhône-Alpes	107	8.5	5 744	565	1 170
Champagne-Ardenne	96	10.0	1 339	–	90
Haute-Normandie	99	8.5	1 786	–	287
Bourgogne	96	8.5	1 609	–	10
Centre	93	7.4	2 455	95	155
Provence-Côte d'Azur	96	10.3	4 602	–	144
Pays de la Loire	94	7.8	3 277	275	287
Midi-Pyrénées	91	7.2	2 602	–	804
Franche-Comté	93	8.2	1 124	–	36
Aquitaine	88	10.5	2 895	120	120
Languedoc-Roussillon	80	11.5	2 361	100	150
Bretagne	90	7.1	2 950	–	136
Lorraine	86	11.1	2 316	–	220
Poitou-Charentes	86	8.4	1 657	–	22
Auvergne	88	7.8	1 312	60	180
Picardie	84	10.5	1 666	–	143
Limousin	86	7.9	710	–	5
Nord - Pas-de-Calais	83	12.6	4 014	75	512
Overseas Departments	58	27.7	1 724	121	421
Multiregional	–	–	–	838	4 144
Global loans	–	–	–	1 700	10 036
<b>Ireland</b>	<b>118</b>	<b>4.5</b>	<b>4 028</b>	<b>429</b>	<b>2 499</b>
<b>Italy</b>	<b>100</b>	<b>8.0</b>	<b>57 888</b>	<b>6 394</b>	<b>29 848</b>
Trentino-Alto Adige	123	5.9	962	20	20
Lombardia	108	4.0	9 247	225	1 421
Emilia-Romagna	126	3.7	4 080	225	2 008
Valle d'Aosta	124	3.0	122	131	185
Piemonte	115	5.3	4 270	426	1 329
Veneto	116	4.2	4 643	129	374
Friuli-Venezia Giulia	113	3.9	1 198	–	94
Toscana	111	5.2	3 566	125	1 040
Lazio	111	7.9	5 205	300	1 430
Liguria	108	5.8	1 577	–	431
Marche	101	5.3	1 505	100	713
Umbria	98	5.7	848	–	115
Abruzzo	84	7.9	1 286	75	222
Molise	78	11.3	322	–	40
Sardegna	76	13.9	1 643	5	214
Basilicata	70	12.8	597	40	244
Puglia	65	15.5	4 041	140	700
Sicilia	65	17.2	5 003	35	586
Campania	65	15.6	5 760	4	707
Calabria	62	14.3	2 011	5	337
Multiregional	–	–	–	2 550	6 873
Global loans	–	–	–	1 860	10 766
<b>Cyprus</b>	<b>86</b>	<b>4.9</b>	<b>730</b>	<b>170</b>	<b>910</b>
<b>Latvia</b>	<b>37</b>	<b>10.4</b>	<b>2 319</b>	<b>215</b>	<b>423</b>
<b>Lithuania</b>	<b>41</b>	<b>11.4</b>	<b>3 446</b>	<b>20</b>	<b>175</b>
<b>Luxembourg</b>	<b>194</b>	<b>4.8</b>	<b>452</b>	<b>247</b>	<b>575</b>
<b>Hungary</b>	<b>56</b>	<b>6.1</b>	<b>10 117</b>	<b>1 495</b>	<b>4 038</b>
Közép-Magyarország	89	4.5	2 830	1 119	1 354
Multiregional	–	–	–	156	1 819
Global loans	–	–	–	220	865
<b>Malta</b>	<b>76</b>	<b>7.2</b>	<b>400</b>	<b>13</b>	<b>38</b>
<b>Netherlands</b>	<b>113</b>	<b>4.6</b>	<b>16 258</b>	<b>515</b>	<b>2 944</b>
West-Nederland	126	4.4	7 580	230	1 384
Zuid-Nederland	107	4.5	3 546	–	236
Noord-Nederland	106	5.6	1 699	40	75
Multiregional	–	–	–	170	349
Global loans	–	–	–	75	900

Table F

## Breakdown of loans by region in 2005 and from 2001 to 2005 (continued)

(Amounts in EUR million)

	GDP per capita	Unemployment rate (%)	Population ('000)	2005	2001–2005
<b>Austria</b>	<b>112</b>	<b>4.9</b>	<b>8 140</b>	<b>968</b>	<b>4 631</b>
Ostösterreich	118	6.5	3 432	23	588
Westösterreich	112	3.7	2 957	40	484
Südösterreich	95	4.0	1 751	170	805
Multiregional	–	–	–	240	757
Global loans	–	–	–	495	1 996
<b>Poland</b>	<b>45</b>	<b>19.0</b>	<b>38 191</b>	<b>2 158</b>	<b>7 413</b>
Mazowieckie	71	14.6	5 136	378	426
Slaskie	49	19.3	4 715	–	70
Wielkopolskie	48	18.2	3 359	128	141
Dolnoslaskie	46	24.9	2 898	135	135
Pomorskie	45	20.2	2 188	250	250
Kujawsko-Pomorskie	41	22.1	2 068	250	285
Lodzkie	41	18.8	2 597	220	220
Malopolskie	39	17.3	3 252	86	86
Multiregional	–	–	–	306	4 518
Global loans	–	–	–	405	1 283
<b>Portugal</b>	<b>71</b>	<b>6.7</b>	<b>10 475</b>	<b>1 584</b>	<b>8 384</b>
Lisboa e Vale do Tejo	105	7.6	2 740	350	2 084
Madeira	78	–	243	40	160
Algarve	72	5.5	405	–	212
Norte	57	7.7	3 712	204	1 694
Alentejo	61	8.8	768	–	109
Centro	58	4.3	2 367	–	613
Açores	56	–	240	30	120
Multiregional	–	–	–	610	1 493
Global loans	–	–	–	350	1 900
<b>Slovenia</b>	<b>74</b>	<b>6.3</b>	<b>1 996</b>	<b>282</b>	<b>1 021</b>
<b>Slovakia</b>	<b>49</b>	<b>18.2</b>	<b>5 380</b>	<b>228</b>	<b>791</b>
<b>Finland</b>	<b>104</b>	<b>8.8</b>	<b>5 220</b>	<b>711</b>	<b>3 863</b>
Uusimaa	142	6.6	1 371	152	1 021
Etelä-Suomi	122	7.3	2 569	131	331
Pohjois-Suomi	89	11.1	629	50	463
Väli-Suomi	84	9.3	703	–	130
Itä-Suomi	76	12.5	669	–	64
Multiregional	–	–	–	203	1 180
Global loans	–	–	–	175	675
<b>Sweden</b>	<b>106</b>	<b>6.5</b>	<b>8 976</b>	<b>822</b>	<b>4 138</b>
Stockholm	145	5.7	1 861	269	1 284
Västsverige	103	6.1	1 796	70	753
Sydsverige	98	7.5	1 303	193	586
Smaland Med Öarna	96	5.2	799	–	45
Mellersta Norrland	99	6.7	372	–	52
Övre Norrland	93	7.7	509	–	165
Norra Mellansverige	89	7.9	827	200	275
Östra Mellansverige	91	6.8	1 510	–	95
Multiregional	–	–	–	90	540
Global loans	–	–	–	–	342
<b>United Kingdom</b>	<b>105</b>	<b>4.7</b>	<b>58 837</b>	<b>3 979</b>	<b>16 279</b>
London	164	6.8	7 188	881	3 626
South East	116	3.7	8 007	–	169
East	101	3.7	5 395	–	146
Scotland	99	5.7	5 064	180	704
East Midlands	96	4.2	4 175	–	223
West Midlands	95	5.2	2 554	175	1 183
South West	94	3.2	4 934	251	381
Yorkshire and Humberside	91	4.6	4 967	290	1 421
North West	95	4.4	6 732	306	1 084
Wales	83	4.5	2 903	147	309
North East	80	5.9	2 517	315	681
Northern Ireland	82	5.0	1 689	–	221
Multiregional	–	–	–	1 178	4 045
Global loans	–	–	–	257	2 084
<b>Other (Art. 18)</b>	<b>–</b>	<b>–</b>	<b>–</b>	<b>–</b>	<b>919</b>
<b>Total</b>		<b>9.1</b>	<b>375 204</b>	<b>42 276</b>	<b>190 426</b>

Table G

## Agreements, Facilities and Decisions in force at 31 December 2005

Region or Country	Convention, Agreement, Facility, Financial Protocol or Decision	Year of expiry	EIB own resources envelope (EUR m)	Budgetary resources envelope (EUR m)	
			Loans from own resources	Risk capital operations <sup>1</sup>	Interest subsidies for EIB loans <sup>1</sup>
African, Caribbean and Pacific States (ACP) <sup>2</sup>	Cotonou Partnership Agreement	2008	1 700	2 037	Yes <sup>3</sup>
Overseas Countries and Territories (OCT) <sup>4</sup>	Cotonou Partnership Agreement	2008	20	20	Yes <sup>3</sup>
Republic of South Africa	Council Decision	2007	825	No	No
Mediterranean Countries <sup>5</sup>	Council Decision	2007	6 520	Yes	Yes <sup>6</sup>
Turkey	Council Decision EIB Special Action Programme in support of the consolidation and intensification of the EC-Turkey Customs Union	2006	450	No	No
South-Eastern Neighbours <sup>7</sup>	Council Decision	2007	9 185	No	No
Russia/WNIS <sup>8</sup>	Council Decision	2007	500	No	No
Asia and Latin America <sup>9</sup>	Council Decision	2007	2 480	No	No
<b>EIB own resources lending facilities complementing lending under mandate</b>					
Mediterranean Countries <sup>10</sup>	Mediterranean Partnership Facility	2006	1 000	No	No
Mediterranean Countries <sup>10</sup>	Facility for Euro-Mediterranean Investment and Partnership (FEMIP) Trust Fund	2007		20-40 <sup>11</sup>	No
Acceding, Accession and Candidate Countries <sup>12</sup>	Pre-Accession Facility II	2006	14 000	No	No

<sup>1</sup> For the ACP/OCT, from the Investment Facility established under the Cotonou Partnership Agreement. For the Mediterranean Countries, from the EU budget. Managed by the EIB.

<sup>2</sup> **Africa:** Angola, Benin, Botswana, Burkina Faso, Burundi, Cameroon, Cape Verde, Central African Republic, Chad, Comoros, Congo (Brazzaville), Congo (Kinshasa), Côte d'Ivoire, Djibouti, Equatorial Guinea, Eritrea, Ethiopia, Gabon, Gambia, Ghana, Guinea, Guinea-Bissau, Kenya, Lesotho, Liberia, Madagascar, Malawi, Mali, Mauritania, Mauritius, Mozambique, Namibia, Niger, Nigeria, Rwanda, São Tomé and Príncipe, Senegal, Seychelles, Sierra Leone, Somalia, South Africa, Sudan, Swaziland, Tanzania, Togo, Uganda, Zambia, Zimbabwe.

**Caribbean:** Antigua and Barbuda, Bahamas, Barbados, Belize, Cuba, Dominica, Dominican Republic, Grenada, Guyana, Haiti, Jamaica, Saint Kitts and Nevis, Saint Lucia, Saint Vincent and the Grenadines, Suriname, Trinidad and Tobago.

**Pacific:** Cook Islands, East Timor, Fiji, Kiribati, Marshall Islands, Micronesia, Nauru, Niue, Palau, Papua New Guinea, Samoa, Solomon Islands, Tonga, Tuvalu, Vanuatu.

<sup>3</sup> May also take the form of technical assistance.

<sup>4</sup> Anguilla, Montserrat, British Virgin Islands, Cayman Islands, Turks and Caicos Islands, Falkland Islands, South Georgia and the South Sandwich Islands, Saint Helena, Pitcairn Islands, British Antarctic Territory, British Indian Ocean Territory, French Polynesia, New Caledonia, Wallis and Futuna, French Southern and Antarctic Lands, Mayotte, Saint Pierre and Miquelon, Aruba, Netherlands Antilles, Greenland.

<sup>5</sup> Algeria, Egypt, Gaza-West Bank, Israel, Jordan, Lebanon, Morocco, Syria, Tunisia.

<sup>6</sup> For operations in the environment sector.

<sup>7</sup> Albania, Bosnia and Herzegovina, Bulgaria, Croatia, Former Yugoslav Republic of Macedonia, Romania, Serbia and Montenegro (formerly Federal Republic of Yugoslavia), Turkey. Includes certain loans signed in the former CEEC Accession Countries prior to their joining the Union.

<sup>8</sup> Western Newly Independent States: Ukraine, Moldova, Belarus.

<sup>9</sup> **Asia:** Bangladesh, Brunei, China, India, Indonesia, Laos, Macao, Malaysia, Mongolia, Nepal, Pakistan, Philippines, Singapore, South Korea, Sri Lanka, Thailand, Vietnam, Yemen.

**Latin America:** Argentina, Bolivia, Brazil, Chile, Colombia, Costa Rica, Ecuador, El Salvador, Guatemala, Honduras, Mexico, Nicaragua, Panama, Paraguay, Peru, Uruguay, Venezuela.

<sup>10</sup> For this envelope, the term "Mediterranean Countries" includes Turkey.

<sup>11</sup> Trust Fund, using resources from the Member States managed by the EIB, to facilitate operations in certain priority sectors that can be enhanced through the provision of technical assistance or made financially viable through a risk capital operation. Additional to lending under the Mediterranean Countries Council Decision (lending which also forms part of FEMIP).

<sup>12</sup> Bulgaria, Croatia, Former Yugoslav Republic of Macedonia, Romania, Turkey. This lending envelope also includes certain loans signed in the former CEEC Accession Countries prior to their joining the Union.

**Table H Financing provided in the Partner Countries in 2005**  
Breakdown by country and sector

(EUR million)

	Total	Resources		Sector					
		own	budgetary	Energy	Communi- cations	Water manage- ment and sundry infrastructure	Industry Services	Health Education	Global loans
<b>EURO-MEDITERRANEAN PARTNERSHIP COUNTRIES</b>	<b>2 194</b>	<b>2 149</b>	<b>45</b>	<b>547</b>	<b>740</b>	<b>90</b>	<b>122</b>	<b>-</b>	<b>695</b>
Turkey	930	930	-	18	450	30	42	-	390
Syria	300	300	-	200	100	-	-	-	-
Egypt	309	284	25	284	-	-	-	-	25
Morocco	160	160	-	-	130	-	-	-	30
Lebanon	170	170	-	-	60	60	-	-	50
Tunisia	260	260	-	-	-	-	80	-	180
Gaza-West Bank	55	45	10	45	-	-	-	-	10
Algeria	10	-	10	-	-	-	-	-	10
<b>ACP-OCT</b>	<b>537</b>	<b>151</b>	<b>386</b>	<b>184</b>	<b>10</b>	<b>-</b>	<b>207</b>	<b>-</b>	<b>137</b>
<i>Africa</i>	449	111	338	179	10	-	207	-	54
West	188	91	97	11	10	-	134	-	34
East	126	-	126	126	-	-	-	-	-
Southern and Indian Ocean	123	20	103	43	-	-	61	-	20
Central and Equatorial	12	-	12	-	-	-	12	-	-
Caribbean	72	40	32	5	-	-	-	-	67
Pacific	13	-	13	-	-	-	-	-	13
OCT	-	-	-	-	-	-	-	-	-
Multiregional	4	-	4	-	-	-	-	-	4
<b>SOUTH AFRICA</b>	<b>145</b>	<b>145</b>	<b>-</b>	<b>-</b>	<b>-</b>	<b>145</b>	<b>-</b>	<b>-</b>	<b>-</b>
<b>ASIA, LATIN AMERICA (ALA)</b>	<b>756</b>	<b>756</b>	<b>-</b>	<b>42</b>	<b>500</b>	<b>-</b>	<b>94</b>	<b>-</b>	<b>120</b>
<b>Latin America</b>	<b>134</b>	<b>134</b>	<b>-</b>	<b>-</b>	<b>-</b>	<b>-</b>	<b>94</b>	<b>-</b>	<b>40</b>
Brazil	94	94	-	-	-	-	94	-	-
Regional – Andean Pact	40	40	-	-	-	-	-	-	40
<b>Asia</b>	<b>622</b>	<b>622</b>	<b>-</b>	<b>42</b>	<b>500</b>	<b>-</b>	<b>-</b>	<b>-</b>	<b>80</b>
China	500	500	-	-	500	-	-	-	-
Indonesia	50	50	-	-	-	-	-	-	50
Laos	42	42	-	42	-	-	-	-	-
Vietnam	30	30	-	-	-	-	-	-	30
<b>SOUTH-EAST EUROPE</b>	<b>1 438</b>	<b>1 438</b>	<b>-</b>	<b>-</b>	<b>839</b>	<b>313</b>	<b>-</b>	<b>91</b>	<b>195</b>
Romania	949	949	-	-	550	313	-	66	20
Bosnia and Herzegovina	211	211	-	-	151	-	-	-	60
Serbia and Montenegro	153	153	-	-	43	-	-	25	85
Croatia	60	60	-	-	60	-	-	-	-
Albania	35	35	-	-	35	-	-	-	-
Bulgaria	30	30	-	-	-	-	-	-	30
<b>RUSSIA/WNIS</b>	<b>60</b>	<b>60</b>	<b>-</b>	<b>2</b>	<b>-</b>	<b>58</b>	<b>-</b>	<b>-</b>	<b>-</b>
Russia	60	60	-	2	-	58	-	-	-
<b>Total</b>	<b>5 131</b>	<b>4 699</b>	<b>431</b>	<b>775</b>	<b>2 089</b>	<b>606</b>	<b>423</b>	<b>91</b>	<b>1 147</b>

**Table I Financing provided in the Euro-Mediterranean Partnership Countries from 2001 to 2005**  
Breakdown by country and sector

(EUR million)

	Total	Resources		Sector					
		own	budgetary	Energy	Communi- cations	Water manage- ment and sundry infrastructure	Industry Services	Health Education	Global loans
Turkey	3 116	3 110	6	108	1 002	319	442	50	1 196
Egypt	1 922	1 872	50	1 387	340	55	-	-	140
Tunisia	1 354	1 354	-	205	320	129	135	110	455
Morocco	1 015	995	20	330	354	251	-	30	50
Syria	805	805	-	515	150	-	-	100	40
Algeria	708	692	16	-	165	455	78	-	10
Lebanon	320	320	-	-	105	105	-	-	110
Jordan	166	166	-	100	26	-	-	40	-
Gaza-West Bank	55	45	10	45	-	-	-	-	10
Mediterranean Group	14	-	14	-	-	-	-	-	14
<b>Total</b>	<b>9 475</b>	<b>9 360</b>	<b>116</b>	<b>2 690</b>	<b>2 462</b>	<b>1 314</b>	<b>655</b>	<b>330</b>	<b>2 025</b>

Table J

## Financing provided in the ACP States and the OCT from 2001 to 2005

Breakdown by country and sector

(EUR million)

	Total	Resources		Sector				
		own	budgetary	Energy	Communica-tions	Water manage-ment and sundry infrastructure	Industry Services	Global loans
<b>AFRICA</b>	<b>1 808.2</b>	<b>537.4</b>	<b>1 270.7</b>	<b>563.9</b>	<b>167.9</b>	<b>175.0</b>	<b>411.5</b>	<b>489.9</b>
<i>Southern Africa and Indian Ocean</i>	592.2	238.6	353.6	166.1	25.0	103.5	213.3	84.4
Mozambique	192.4	60.0	132.4	107.8	-	-	81.8	2.9
Zambia	150.6	-	150.6	7.6	-	-	103.0	40.0
Mauritius	108.2	95.1	13.1	2.0	14.0	55.0	17.2	20.0
Swaziland	49.8	36.0	13.8	13.8	-	36.0	-	-
Namibia	35.0	35.0	-	35.0	-	-	-	-
Regional	21.4	-	21.4	-	-	-	-	21.4
Madagascar	16.0	-	16.0	-	11.0	-	5.0	-
Botswana	14.5	12.5	2.0	-	-	12.5	2.0	-
Malawi	4.3	-	4.3	-	-	-	4.3	-
<i>West Africa</i>	495.9	135.9	360.0	48.3	42.0	36.5	152.2	217.0
Nigeria	179.0	90.9	88.1	-	-	-	124.0	55.0
Regional	80.9	25.0	55.9	-	-	-	-	80.9
Mauritania	60.0	-	60.0	22.5	-	6.5	20.0	11.0
Burkina Faso	47.3	-	47.3	15.3	-	14.0	-	18.0
Senegal	41.0	-	41.0	-	10.0	16.0	-	15.0
Cape Verde	33.0	20.0	13.0	-	20.0	-	-	13.0
Ghana	24.0	-	24.0	10.5	-	-	4.5	9.0
Niger	13.0	-	13.0	-	-	-	-	13.0
Guinea	12.0	-	12.0	-	12.0	-	-	-
Mali	5.7	-	5.7	-	-	-	3.7	2.0
Benin	0.1	-	0.1	-	-	-	-	0.1
<i>East Africa</i>	378.5	8.9	369.6	205.5	0.9	35.0	26.3	110.8
Kenya	103.8	8.9	94.9	75.5	-	-	26.3	2.0
Ethiopia	100.0	-	100.0	75.0	-	-	-	25.0
Tanzania	90.0	-	90.0	55.0	-	35.0	-	-
Uganda	77.0	-	77.0	-	-	-	-	77.0
Regional	7.7	-	7.7	-	0.9	-	-	6.8
<i>Central and Equatorial Africa</i>	243.6	88.0	155.6	144.0	34.0	-	19.8	45.8
Cameroon	113.2	29.0	84.2	64.7	12.0	-	8.0	28.5
Regional	59.3	54.0	5.3	54.0	-	-	-	5.3
Chad	39.1	5.0	34.1	25.3	-	-	11.8	2.0
Gabon	32.0	-	32.0	-	22.0	-	-	10.0
<i>Multiregional project</i>	98.0	66.0	32.0	-	66.0	-	-	32.0
<b>CARIBBEAN</b>	<b>307.3</b>	<b>158.3</b>	<b>149.0</b>	<b>33.3</b>	<b>15.0</b>	<b>15.0</b>	<b>20.0</b>	<b>224.0</b>
Dominican Republic	125.0	90.0	35.0	-	-	-	20.0	105.0
Regional	58.0	40.0	18.0	-	-	-	-	58.0
Jamaica	35.0	-	35.0	-	-	15.0	-	20.0
Trinidad and Tobago	33.0	-	33.0	-	-	-	-	33.0
Guyana	20.0	-	20.0	20.0	-	-	-	-
Barbados	15.0	15.0	-	-	15.0	-	-	-
Saint Vincent and the Grenadines	8.3	8.3	-	8.3	-	-	-	-
Saint Lucia	8.0	5.0	3.0	-	-	-	-	8.0
Grenada	5.0	-	5.0	5.0	-	-	-	-
<b>PACIFIC</b>	<b>29.4</b>	<b>6.0</b>	<b>23.4</b>	<b>-</b>	<b>-</b>	<b>-</b>	<b>11.0</b>	<b>18.4</b>
Regional	13.0	-	13.0	-	-	-	-	13.0
Fiji	11.0	6.0	5.0	-	-	-	11.0	-
Samoa	4.4	-	4.4	-	-	-	-	4.4
Tuvalu	1.0	-	1.0	-	-	-	-	1.0
<b>ACP GROUP</b>	<b>111.0</b>	<b>-</b>	<b>111.0</b>	<b>-</b>	<b>-</b>	<b>-</b>	<b>8.0</b>	<b>103.0</b>
<b>Total ACP States</b>	<b>2 255.8</b>	<b>701.7</b>	<b>1 554.1</b>	<b>597.2</b>	<b>182.9</b>	<b>190.0</b>	<b>450.5</b>	<b>835.3</b>
<b>OCT</b>	<b>3.0</b>	<b>-</b>	<b>3.0</b>	<b>-</b>	<b>-</b>	<b>-</b>	<b>-</b>	<b>3.0</b>
Turks and Caicos Islands	3.0	-	3.0	-	-	-	-	3.0
<b>Grand total</b>	<b>2 258.8</b>	<b>701.7</b>	<b>1 557.1</b>	<b>597.2</b>	<b>182.9</b>	<b>190.0</b>	<b>450.5</b>	<b>838.3</b>

**Table K** **Financing provided in South Africa from 2001 to 2005**  
Breakdown by country and sector

(EUR million)

	Total	Sector				
		Energy	Communi- cations	Water manage- ment and sundry infra- structure	Industry Services	Global loans
South Africa	705	50	50	245	-	360
<b>Total</b>	<b>705</b>	<b>50</b>	<b>50</b>	<b>245</b>	<b>-</b>	<b>360</b>

**Table L** **Financing provided in Asia and Latin America from 2001 to 2005**  
Breakdown by country and sector

(EUR million)

	Total	Sector				
		Energy	Communi- cations	Water manage- ment and sundry infra- structure	Industry Services	Global loans
<b>LATIN AMERICA</b>	<b>1 006</b>	<b>283</b>	<b>95</b>	<b>-</b>	<b>484</b>	<b>144</b>
Brazil	595	170	-	-	352	74
Argentina	124	77	-	-	47	-
Panama	95	-	95	-	-	-
Mexico	86	-	-	-	86	-
Regional (Central America)	66	36	-	-	-	30
Regional (Andean Pact)	40	-	-	-	-	40
<b>ASIA</b>	<b>1 040</b>	<b>86</b>	<b>606</b>	<b>-</b>	<b>93</b>	<b>255</b>
China	556	-	556	-	-	-
Philippines	159	-	-	-	93	66
Indonesia	119	-	50	-	-	70
India	50	-	-	-	-	50
Pakistan	44	44	-	-	-	-
Laos	42	42	-	-	-	-
Sri Lanka	40	-	-	-	-	40
Vietnam	30	-	-	-	-	30
<b>Total</b>	<b>2 045</b>	<b>368</b>	<b>701</b>	<b>-</b>	<b>577</b>	<b>399</b>

**Table M** **Financing provided in South-East Europe and the Community of Independent States from 2001 to 2005**

Breakdown by country and sector

(EUR million)

	Total	Sector					Global loans
		Energy	Communi- cations	Water manage- ment and sundry infra- structure	Industry Services	Health Education	
<b>South-East Europe</b>	<b>4 337</b>	<b>325</b>	<b>2 330</b>	<b>672</b>	<b>68</b>	<b>385</b>	<b>558</b>
Romania	1 954	-	1 020	420	43	310	162
Serbia and Montenegro	877	92	535	25	-	75	150
Croatia	701	90	335	200	-	-	76
Bulgaria	347	60	197	-	-	-	90
Bosnia and Herzegovina	276	-	191	-	25	-	60
Albania	149	70	52	27	-	-	-
FYROM	33	13	-	-	-	-	20
<b>Russia/WNIS</b>	<b>85</b>	<b>2</b>	<b>-</b>	<b>83</b>	<b>-</b>	<b>-</b>	<b>-</b>
Russia	85	2	-	83	-	-	-
<b>Total</b>	<b>4 422</b>	<b>327</b>	<b>2 330</b>	<b>755</b>	<b>68</b>	<b>385</b>	<b>558</b>

Table N

**Borrowings signed in 2005 - List of operations**  
Medium and long-term operations (before swaps)

Month of issue	Subscription currency	Characteristics	Amount (million)		Life (years)	Coupon (%)/ Structure
			Currency	EUR		
<b>PUBLIC BORROWING OPERATIONS</b>						
<b>January</b>						
	AUD	(1)	100	57.3	5	5.75
	EUR	(1)	50	50.0	9	structured
	EUR	(1)	250	250.0	10	structured
	GBP	(3)	100	141.8	3	7.63
	GBP	(1)	100	141.8	8	4.50
	GBP	(1)	150	212.8	3	4.50
	GBP	(1)	150	212.8	8	4.50
	GBP	(1)	250	354.6	6	4.25
	HUF	(1)	13 000	52.9	4	6.50
	HUF	(1)	5 000	20.3	3	7.00
	PLN	(1)	100	24.5	5	5.25
	USD	(1)	76	55.8	5	structured
	USD	(1)	155	113.8	4	3.27
	USD	(3)	3 000	2 202.5	9	3.50
<b>February</b>						
	CHF	(3)	400	258.5	10	1.50
	EUR	(1)	50	50.0	10	structured
	EUR	(1)	50	50.0	10	structured
	EUR	(1)	450	450.0	30	structured
	EUR	(3)	50	50.0	10	structured
	EUR	(3)	125	125.0	20	structured
	EUR	(1)	200	200.0	15	structured
	EUR	(1)	12	12.0	5	3.06
	EUR	(1)	50	50.0	12	structured
	EUR	(1)	50	50.0	10	structured
	EUR	(1)	50	50.0	10	structured
	GBP	(3)	150	217.0	7	5.50
	GBP	(1)	200	289.4	15	4.75
	GBP	(1)	100	144.7	3	4.50
	HUF	(1)	9 000	36.6	6	7.00
	PLN	(1)	100	24.5	4	6.25
	TRY	(1)	50	28.7	2	14.50
	TRY	(1)	50	28.7	1	14.50
	TRY	(1)	50	28.7	2	14.50
	TRY	(1)	80	45.9	10	12.00
	USD	(3)	3 000	2 301.5	5	4.00
	USD	(1)	50	38.4	40	structured
	USD	(1)	25	19.2	30	structured
	ZAR	(1)	150	19.3	9	8.00
	ZAR	(1)	150	19.3	3	8.50
<b>March</b>						
	AUD	(1)	100	59.8	5	5.75
	AUD	(1)	200	119.5	5	5.75
	EUR	(1)	50	50.0	20	structured
	EUR	(1)	75	75.0	15	structured
	EUR	(3)	50	50.0	10	structured
	EUR	(3)	50	50.0	10	structured
	EUR	(1)	150	150.0	20	structured
	EUR	(1)	135	135.0	60	structured
	EUR	(1)	100	100.0	30	structured
	EUR	(2)	474	474.0	11	3.25
	EUR	(1)	100	100.0	12	structured
	EUR	(1)	50	50.0	10	structured
	EUR	(1)	50	50.0	15	structured
	EUR	(1)	100	100.0	30	structured
	EUR	(1)	100	100.0	10	structured
	GBP	(1)	100	145.0	3	4.50
	GBP	(1)	100	145.0	3	4.50
	JPY	(3)	30 000	217.3	20	structured
	TRY	(1)	35	20.6	2	14.50
	TRY	(1)	35	20.6	5	12.00
	TRY	(1)	35	20.6	1	14.50
	TRY	(1)	50	29.4	2	14.50
	TRY	(1)	30	17.6	5	12.00
	TRY	(1)	25	14.7	1	14.50
	TRY	(1)	25	14.7	2	14.50
	TRY	(1)	40	23.5	5	12.00
	TRY	(1)	100	58.8	10	9.63
	TRY	(1)	50	29.4	4	12.50
	TRY	(1)	100	58.8	4	12.50
	TRY	(1)	50	29.4	3	13.00
	TRY	(1)	119	69.8	10	zero coupon
	USD	(1)	70	52.8	30	structured
	USD	(1)	25	18.9	30	structured
	USD	(1)	50	37.7	40	structured
	USD	(1)	50	37.7	40	structured
	USD	(1)	50	37.7	40	structured
	USD	(1)	100	75.4	40	structured
	USD	(1)	50	37.7	40	structured
	USD	(1)	75	56.6	3	structured
	USD	(1)	25	18.9	3	structured

(1) Operations launched under MTN or debt issuance programmes

(2) EARN

(3) Stand-alone issues



Table N

## Borrowings signed in 2005 - List of operations (continued)

Medium and long-term operations (before swaps)

Month of issue	Subscription currency	Characteristics	Amount (million)		Life (years)	Coupon (%)/ Structure
			Currency	EUR		
<b>PUBLIC BORROWING OPERATIONS</b>						
<b>April</b>						
	EUR	(1)	150	150.0	4	2.50
	EUR	(3)	50	50.0	10	structured
	EUR	(1)	175	175.0	45	structured
	EUR	(1)	50	50.0	12	structured
	EUR	(1)	125	125.0	20	structured
	GBP	(3)	100	145.2	7	5.50
	GBP	(1)	300	435.7	7	4.50
	HUF	(1)	3 000	12.1	4	6.50
	NZD	(1)	100	54.8	19	6.50
	TRY	(1)	25	14.2	1	14.50
	TRY	(1)	20	11.4	5	12.00
	TRY	(1)	40	22.8	2	14.50
	TRY	(1)	25	14.2	3	13.00
	TRY	(1)	25	14.2	3	13.00
	TRY	(1)	25	14.2	3	13.00
	TRY	(1)	100	56.9	4	12.50
	USD	(1)	1 250	964.2	2	4.00
	USD	(1)	20	15.6	5	structured
	USD	(1)	20	15.5	3	structured
<b>May</b>						
	EUR	(1)	75	75.0	30	structured
	EUR	(2)	5 000	5 000.0	32	4.00
	EUR	(1)	50	50.0	10	structured
	EUR	(1)	50	50.0	15	structured
	EUR	(1)	100	100.0	30	structured
	EUR	(1)	150	150.0	30	structured
	GBP	(3)	115	169.7	33	structured
	GBP	(3)	100	147.6	13	4.75
	GBP	(3)	100	147.6	9	6.25
	HUF	(1)	3 000	11.9	4	6.50
	NZD	(1)	100	56.6	9	6.50
	SEK	(1)	1 300	141.6	16	5.00
	TRY	(1)	30	16.6	3	13.00
	TRY	(1)	25	13.9	1	14.50
	TRY	(1)	25	13.9	5	12.00
	TRY	(1)	30	16.6	2	14.50
	USD	(1)	25	19.3	3	structured
	USD	(3)	3 000	2 315.4	3	3.88
	ZAR	(1)	150	19.0	8	8.00
	ZAR	(1)	200	25.3	11	7.50
<b>June</b>						
	EUR	(1)	150	150.0	22	structured
	EUR	(1)	300	300.0	10	structured
	EUR	(1)	100	100.0	15	structured
	EUR	(1)	100	100.0	15	structured
	EUR	(1)	50	50.0	15	structured
	EUR	(1)	100	100.0	15	structured
	EUR	(1)	100	100.0	15	structured
	EUR	(1)	125	125.0	30	structured
	EUR	(1)	150	150.0	30	structured
	EUR	(2)	1 000	1 000.0	15	4.63
	GBP	(1)	100	147.7	7	4.75
	GBP	(3)	150	221.5	18	6.25
	HUF	(1)	3 000	11.8	3	7.00
	HUF	(1)	3 000	11.8	4	6.50
	HUF	(1)	3 000	11.8	3	7.00
	JPY	(3)	100 000	749.2	72	1.40
	MXN	(1)	750	55.3	3	9.25
	PLN	(1)	100	24.3	5	4.25
	SEK	(1)	300	32.7	20	3.65
	TRY	(1)	50	29.9	2	14.50
	ZAR	(1)	200	24.1	8	8.00
	ZAR	(1)	150	18.1	8	8.00
	ZAR	(1)	150	18.1	5	8.00
<b>July</b>						
	CHF	(3)	400	258.1	15	2.38
	CHF	(3)	100	64.5	15	2.38
	EUR	(1)	100	100.0	15	structured
	EUR	(1)	50	50.0	15	structured
	EUR	(1)	50	50.0	30	structured
	EUR	(1)	50	50.0	12	structured
	EUR	(1)	100	100.0	10	structured
	GBP	(3)	100	148.3	13	4.75
	GBP	(1)	300	445.0	10	4.38
	GBP	(1)	250	370.8	3	4.50
	GBP	(1)	150	222.5	5	4.25
	GBP	(1)	150	222.5	5	4.25
	GBP	(1)	250	370.8	2	4.50
	GBP	(1)	100	148.3	7	4.75

(1) Operations launched under MTN or debt issuance programmes

(2) EARN

(3) Stand-alone issues

Table N

## Borrowings signed in 2005 - List of operations (continued)

Medium and long-term operations (before swaps)

Month of issue	Subscription currency	Characteristics	Amount (million)		Life (years)	Coupon (%)/ Structure
			Currency	EUR		
<b>PUBLIC BORROWING OPERATIONS</b>						
<b>July</b>						
	GBP	(1)	100	148.3	10	4.38
	NZD	(1)	200	115.0	4	6.00
	TRY	(1)	30	18.5	3	13.00
	TRY	(1)	30	18.5	3	13.00
	USD	(1)	30	24.8	30	structured
	USD	(1)	1 000	827.0	22	4.25
	ZAR	(1)	200	24.9	8	8.00
	ZAR	(1)	100	12.5	11	7.50
<b>August</b>						
	CHF	(3)	200	128.1	11	2.00
	EUR	(1)	100	100.0	15	structured
	EUR	(1)	100	100.0	15	structured
	EUR	(1)	50	50.0	15	structured
	EUR	(1)	125	125.0	25	structured
	EUR	(1)	75	75.0	10	structured
	GBP	(1)	150	217.6	2	4.50
	GBP	(1)	100	145.1	3	4.50
	GBP	(1)	150	217.6	7	4.50
	GBP	(1)	100	145.1	5	4.25
	GBP	(1)	150	217.6	2	4.50
	GBP	(1)	150	217.6	7	4.75
	GBP	(1)	100	145.1	5	4.25
	GBP	(1)	150	217.6	7	4.50
	GBP	(3)	100	145.1	9	6.25
	GBP	(1)	150	217.6	7	4.75
	MXN	(1)	500	38.9	1	9.00
	MXN	(1)	500	38.9	4	9.25
	MXN	(1)	250	19.4	2	9.25
	MXN	(1)	196	15.3	10	zero coupon
	NZD	(1)	100	56.5	9	6.50
	NZD	(1)	100	56.5	4	6.00
	TRY	(1)	40	24.8	2	14.50
	TRY	(1)	50	31.1	2	14.50
	TRY	(1)	50	31.1	4	12.00
	TRY	(1)	30	18.6	4	12.50
	USD	(3)	3 000	2 480.8	5	4.13
<b>September</b>						
	EUR	(1)	50	50.0	40	structured
	EUR	(1)	100	100.0	50	structured
	EUR	(1)	50	50.0	3	2.25
	EUR	(2)	5 000	5 000.0	10	3.13
	EUR	(1)	50	50.0	15	structured
	EUR	(1)	75	75.0	30	structured
	GBP	(1)	150	219.7	7	4.75
	GBP	(1)	20	29.3	30	structured
	GBP	(1)	100	146.4	10	4.38
	GBP	(1)	150	219.7	5	4.25
	NZD	(1)	100	56.4	4	6.00
	NZD	(1)	200	112.7	5	6.25
	TRY	(1)	80	48.5	1	14.50
	TRY	(1)	20	12.1	4	12.00
	USD	(1)	500	409.9	5	structured
	USD	(1)	500	409.9	5	structured
	USD	(1)	25	20.5	30	structured
	USD	(1)	157	128.5	3	structured
	USD	(1)	30	24.6	30	structured
	ZAR	(1)	100	12.6	11	7.50
<b>October</b>						
	AUD	(1)	100	63.2	4	5.75
	EUR	(1)	70	70.0	40	structured
	EUR	(1)	50	50.0	15	structured
	EUR	(3)	100	100.0	15	structured
	EUR	(1)	250	250.0	10	structured
	GBP	(1)	100	146.6	4	5.50
	GBP	(1)	150	220.0	7	4.75
	GBP	(3)	100	146.6	6	5.50
	GBP	(1)	100	146.6	5	4.25
	GBP	(3)	100	146.6	4	5.50
	GBP	(1)	150	220.0	5	4.25
	GBP	(3)	100	146.6	6	5.50
	ISK	(1)	3 000	40.5	3	7.00
	ISK	(1)	3 000	40.5	3	7.00
	ISK	(1)	3 000	40.5	3	7.00
	ISK	(1)	3 000	40.5	2	8.00
	NOK	(1)	300	38.1	20	4.17
	NZD	(1)	100	57.4	4	6.00
	NZD	(1)	100	57.4	9	6.50
	TRY	(1)	50	30.8	1	14.50
	TRY	(1)	50	30.8	1	14.50

(1) Operations launched under MTN or debt issuance programmes

(2) EARN

(3) Stand-alone issues

Table N

## Borrowings signed in 2005 - List of operations (continued)

Medium and long-term operations (before swaps)

Month of issue	Subscription currency	Characteristics	Amount (million)		Life (years)	Coupon (%)/ Structure
			Currency	EUR		
<b>PUBLIC BORROWING OPERATIONS</b>						
<b>October</b>						
	TRY	(1)	25	15.4	2	13.00
	TRY	(1)	15	9.2	2	13.00
	TRY	(1)	200	123.2	5	10.00
	TRY	(1)	50	30.8	1	14.50
	USD	(1)	70	58.0	5	structured
	USD	(1)	25	20.8	30	structured
	USD	(3)	1 000	830.4	10	4.63
	ZAR	(1)	100	13.0	11	7.50
<b>November</b>						
	EUR	(1)	50	50.0	20	structured
	EUR	(1)	50	50.0	9	structured
	GBP	(3)	100	147.8	8	6.25
	GBP	(1)	100	147.8	7	4.75
	GBP	(1)	150	221.7	7	4.50
	GBP	(1)	100	147.8	5	4.25
	GBP	(1)	100	147.8	10	4.38
	GBP	(1)	150	221.8	6	5.50
	GBP	(1)	100	149.0	7	4.50
	GBP	(3)	100	148.6	8	6.25
	GBP	(1)	100	147.2	10	4.38
	GBP	(3)	100	148.0	11	structured
	GBP	(1)	150	220.6	7	4.50
	GBP	(1)	250	367.6	2	4.50
	ISK	(1)	3 000	41.5	3	7.00
	NZD	(1)	100	58.5	9	6.50
	NZD	(1)	300	175.4	3	6.75
	NZD	(1)	100	58.5	4	6.00
	TRY	(1)	50	31.1	1	14.50
	USD	(1)	26	22.0	3	structured
	USD	(1)	25	20.8	20	structured
	USD	(1)	13	11.2	3	structured
	USD	(1)	9	7.7	3	structured
	USD	(1)	500	428.3	5	structured
	USD	(1)	18	15.5	3	structured
	ZAR	(1)	100	12.4	8	8.00
<b>December</b>						
	AUD	(1)	100	63.8	8	6.00
	EUR	(1)	76	76.3	5	structured
	EUR	(1)	200	200.0	10	structured
	GBP	(1)	150	221.0	2	4.50
	HUF	(1)	3 500	13.7	3	6.50
	ISK	(1)	3 000	39.3	3	7.00
	TRY	(1)	50	31.2	2	10.00
	TRY	(1)	20	12.5	2	13.00
	TRY	(1)	50	31.4	1	14.50
	TRY	(1)	75	46.6	2	11.00
	ZAR	(1)	250	32.7	4	6.50
	<b>276 operations</b>			<b>49 235.3</b>		
<b>PRIVATE BORROWING OPERATIONS</b>						
1	AUD	(1)	650	392.4		4.94
9	EUR	(1)	1 645	1 645.0		structured
1	GBP	(1)	50	73.8		structured
1	HUF	(1)	13 000	52.9		6.5
32	JPY	(1)	62 850	456.9		structured
1	MXN	(1)	206	15.5		zero coupon
1	NZD	(1)	400	219.3		6.08
12	USD	(1)	795	610.3		structured
<b>58</b>	<b>58 operations</b>		<b>79 596</b>	<b>3 466.1</b>		
<b>GRAND TOTAL</b>			<b>334 operations (*)</b>	<b>52 701.4 (**)</b>		

(1) Operations launched under MTN or debt issuance programmes.

(2) EARN.

(3) Stand-alone issues.

(\*) Certain operations consist of a number of transactions: 334 operations (i.e. 302 under the 2005 borrowing programme and 32 under the 2006 borrowing programme) or a total of 362 transactions (i.e. 330 under the 2005 borrowing programme and 32 under the 2006 borrowing programme).

(\*\*) Of this amount, EUR 49.8 billion was raised under the EUR 50 billion global borrowing authorisation for 2005 via 330 transactions, and EUR 2.9 billion (32 transactions) was attributed to the 2006 borrowing programme.

Table O

## Borrowings signed (before swaps) from 2001 to 2005

(Amounts in EUR million)

	2001		2002		2003		2004		2005	
	amount	%	amount	%	amount	%	amount	%	amount	%
<b>European Union</b>										
<b>EUR</b>	<b>10 398</b>	<b>32.2</b>	<b>13 305</b>	<b>35.0</b>	<b>17 318</b>	<b>41.1</b>	<b>17 373</b>	<b>34.8</b>	<b>19 637</b>	<b>37.3</b>
CZK (*)	16	0.0	232	0.6	678	1.6	–	–	–	–
DKK	–	–	54	0.1	–	–	–	–	–	–
EEK (*)	–	–	–	–	–	–	–	–	–	–
GBP	6 862	21.2	6 180	16.3	7 175	17.0	9 583	19.2	11 681	22.2
HUF (*)	79	0.2	139	0.4	339	0.8	880	1.8	236	0.4
MTL (*)	–	–	–	–	–	–	23	0.0	–	–
PLN (*)	209	0.6	162	0.4	156	0.4	203	0.4	73	0.1
SEK	–	–	–	–	442	1.1	329	0.7	174	0.3
SIT (*)	–	–	–	–	–	–	17	0.0	–	–
SKK (*)	–	–	–	–	94	0.2	–	–	–	–
<b>Total Pre-in</b>	<b>7 167</b>	<b>22.2</b>	<b>6 767</b>	<b>17.8</b>	<b>8 883</b>	<b>21.1</b>	<b>11 035</b>	<b>22.1</b>	<b>12 164</b>	<b>23.1</b>
<b>Total</b>	<b>17 566</b>	<b>54.4</b>	<b>20 072</b>	<b>52.8</b>	<b>26 201</b>	<b>62.3</b>	<b>28 408</b>	<b>57.0</b>	<b>31 802</b>	<b>60.3</b>
of which: fixed	17 289	53.5	17 922	47.1	23 492	55.8	22 567	79.4	23 909	45.4
of which: floating	275	0.9	2 149	5.7	2 709	6.4	5 841	20.6	7 893	15.0
<b>Outside the European Union</b>										
AUD	117	0.4	1 284	3.4	470	1.1	1 065	2.1	756	1.4
BGN	–	–	–	–	–	–	51	0.1	–	–
CAD	–	–	–	–	–	–	193	0.4	–	–
CHF	204	0.6	–	–	161	0.4	–	–	709	1.3
HKD	413	1.3	161	0.4	122	0.3	67	0.1	–	–
ISK	–	–	–	–	–	–	–	–	243	0.5
JPY	379	1.2	1 245	3.3	2 201	5.2	1 418	2.8	1 423	2.7
MXN	–	–	–	–	–	–	–	–	183	0.3
NOK	50	0.2	250	0.7	226	0.5	–	–	38	0.1
NZD	–	–	50	0.1	–	–	329	0.7	1 135	2.2
TRY	–	–	–	–	–	–	–	–	1 375	2.6
TWD	313	1.0	458	1.2	180	0.4	–	–	–	–
USD	13 092	40.5	14 383	37.8	12 375	29.4	17 863	35.8	14 785	28.1
ZAR	171	0.5	109	0.3	153	0.4	474	0.9	251	0.5
<b>Total</b>	<b>14 740</b>	<b>45.6</b>	<b>17 940</b>	<b>47.2</b>	<b>15 888</b>	<b>37.7</b>	<b>21 460</b>	<b>43.0</b>	<b>20 900</b>	<b>39.7</b>
of which: fixed	14 424	44.7	17 267	45.4	15 360	36.5	19 839	92.4	19 271	36.6
of which: floating	316	1.0	674	1.8	529	1.3	1 622	7.6	1 628	3.1
<b>GRAND TOTAL</b>	<b>32 305</b>	<b>100.0</b>	<b>38 012</b>	<b>100.0</b>	<b>42 090</b>	<b>100.0</b>	<b>49 868</b>	<b>100.0</b>	<b>52 701(**)</b>	<b>100.0</b>
of which: fixed	31 713	98.2	35 189	92.6	38 852	92.3	42 406	85.0	43 180	81.9
of which: floating	591	1.8	2 823	7.4	3 238	7.7	7 463	15.0	9 521	18.1
<b>Medium and long-term operations</b>										
– Public borrowing operations	31 161	96.5	34 505	90.8	39 532	93.9	44 155	88.5	49 235	93.4
– Private borrowing operations	1 144	3.5	3 507	9.2	2 558	6.1	5 713	11.5	3 466	6.6
of which medium-term notes	5 845	18.1	12 370	32.5	18 321	43.5	24 294	48.7	26 628	50.5

(\*) EU currency since 1 May 2004.

(\*\*) Of this amount, EUR 49.8 billion was raised under the EUR 50 billion global borrowing authorisation for 2005 via 330 transactions, and EUR 2.9 billion (32 transactions) was attributed to the 2006 borrowing programme.

Table P

## Borrowings signed (after swaps) from 2001 to 2005

(Amounts in EUR million)

	2001		2002		2003		2004		2005	
	amount	%	amount	%	amount	%	amount	%	amount	%
<b>European Union</b>										
<b>EUR</b>	<b>21 535</b>	<b>66.9</b>	<b>22 441</b>	<b>59.0</b>	<b>22 931</b>	<b>54.7</b>	<b>22 355</b>	<b>44.8</b>	<b>33 891</b>	<b>64.3</b>
CZK (*)	23	0.1	407	1.1	521	1.2	522	1.0	19	0.0
DKK	31	0.1	135	0.4	–	–	–	–	–	–
GBP	6 971	21.7	6 227	16.4	7 393	17.6	5 497	11.0	3 614	6.9
HUF (*)	–	–	105	0.3	270	0.6	77	0.2	53	0.1
PLN (*)	142	0.4	13	0.0	174	0.4	251	0.5	49	0.1
SEK	60	0.2	362	1.0	659	1.6	165	0.3	468	0.9
SKK (*)	111	0.3	–	–	94	0.2	–	–	–	–
<b>Total Pre-in</b>	<b>7 338</b>	<b>22.8</b>	<b>7 249</b>	<b>19.1</b>	<b>9 111</b>	<b>21.7</b>	<b>6 513</b>	<b>13.1</b>	<b>4 203</b>	<b>8.0</b>
<b>Total</b>	<b>28 873</b>	<b>89.7</b>	<b>29 690</b>	<b>78.1</b>	<b>32 041</b>	<b>76.5</b>	<b>28 868</b>	<b>57.9</b>	<b>38 095</b>	<b>72.3</b>
of which: fixed	6 041	18.8	5 525	14.5	266	0.6	–	–	1 158	2.2
of which: floating	22 832	71.0	24 165	63.6	31 775	75.8	28 868	57.9	36 937	70.1
<b>Outside the European Union</b>										
CHF	204	0.6	–	–	161	0.4	–	–	259	0.5
JPY	541	1.7	–	–	–	–	–	–	–	–
NOK	–	–	65	0.2	–	–	–	–	38	0.1
USD	2 484	7.7	8 231	21.7	9 665	23.1	20 777	41.7	14 252	27.0
ZAR	69	0.2	30	0.1	44	0.1	220	0.4	63	0.1
<b>Total</b>	<b>3 299</b>	<b>10.3</b>	<b>8 326</b>	<b>21.9</b>	<b>9 870</b>	<b>23.5</b>	<b>20 997</b>	<b>42.1</b>	<b>14 612</b>	<b>27.7</b>
of which: fixed	314	1.3	–	–	–	–	–	–	259	0.5
of which: floating	2 985	9.8	8 326	21.9	9 870	23.5	20 997	42.1	14 354	27.2
<b>GRAND TOTAL</b>	<b>32 172</b>	<b>100.0</b>	<b>38 016</b>	<b>100.0</b>	<b>41 911</b>	<b>100.0</b>	<b>49 865</b>	<b>100.0</b>	<b>52 707 (**)</b>	<b>100.0</b>
of which: fixed	6 354	19.8	5 525	14.5	266	0.6	–	–	1 417	2.7
of which: floating	25 818	80.2	32 491	85.5	41 645	99.4	49 865	100.0	51 290	97.3
Medium and long-term operations										
– Public borrowing operations	31 033	96.5	34 445	90.6	39 353	93.9	44 165	88.6	49 243	93.4
– Private borrowing operations	1 139	3.5	3 570	9.4	2 558	6.1	5 700	11.4	3 464	6.6
<i>of which medium-term notes</i>	5 845	18.2	12 370	32.5	18 129	43.3	24 289	48.7	26 600	50.5

(\*) EU currency since 1 May 2004.

(\*\*) Of this amount, EUR 49.8 billion was raised under the EUR 50 billion global borrowing authorisation for 2005 via 330 transactions, and EUR 2.9 billion (32 transactions) was attributed to the 2006 borrowing programme.

Table Q

## Medium and long-term resources raised in ECU/EUR from 1981 to 2005

(Amounts in millions)

Year	Fixed rate		Floating rate	After swaps		
	Before swaps	After swaps	After swaps	Raised in ECU/ EUR (A)	Total raised (B)	A/B as %
1981-1998	16 210	15 110	3 079	18 189	195 769	9.3
1999	11 253	2 155	10 267	12 422	28 355	43.8
2000	6 507	1 742	10 624	12 366	29 038	42.6
2001	10 368	4 161	17 374	21 535	32 172	66.9
2002	12 980	5 040	17 401	22 441	38 016	59.0
2003	16 658	0	22 931	22 931	41 911	54.7
2004	12 038	0	22 355	22 355	49 865	44.8
2005	12 136	1 158	32 733	33 891	52 707 (**)	64.3
<b>Total</b>	<b>98 150</b>	<b>29 367</b>	<b>136 764</b>	<b>166 130</b>	<b>467 832</b>	<b>35.5</b>

From 1997 to 1998, euro-denominated issues with issue price and coupon initially payable in ECU.

Euro introduced as from 1999.

(\*\*) Of this amount, EUR 49.8 billion was raised under the EUR 50 billion global borrowing authorisation for 2005 via 330 transactions, and EUR 2.9 billion (32 transactions) was attributed to the 2006 borrowing programme.

Table R

## Borrowings signed in 2005 - Breakdown by currency before/after swaps

(Amounts in EUR million)

	Before swaps		Swaps	After swaps	
	Amount	%	Amount	Amount	%
<b>Medium and long-term operations</b>					
<b>European Union</b>	<b>31 802</b>	<b>60.3</b>	<b>6 274</b>	<b>38 095</b>	<b>72.3</b>
<b>EUR</b>	<b>19 637</b>	<b>37.3</b>	<b>14 254</b>	<b>33 891</b>	<b>64.3</b>
GBP	11 681	22.2	-8 067	3 614	6.9
HUF (*)	236	0.4	-183	53	0.1
PLN (*)	73	0.1	-25	49	0.1
SEK	174	0.3	294	468	0.9
CZK (*)	-	-	19	19	0.0
<b>Total Pre-in</b>	<b>12 164</b>	<b>23</b>	<b>-7 980</b>	<b>4 203</b>	<b>7.9</b>
<b>Outside the European Union</b>	<b>20 900</b>	<b>39.7</b>	<b>-6 288</b>	<b>14 612</b>	<b>27.7</b>
AUD	756	1.4	-756	-	-
CHF	709	1.3	-451	259	0.5
ISK	243	0.5	-243	-	-
JPY	1 423	2.7	-1 423	-	-
MXN	183	0.3	-183	-	-
NOK	38	0.1	-	38	0.1
NZD	1 135	2.2	-1 135	-	-
TRY	1 375	2.6	-1 375	-	-
USD	14 785	28.1	-533	14 252	27.0
ZAR	251	0.5	-188	63	0.1
<b>GRAND TOTAL</b>	<b>52 701 (**)</b>	<b>100</b>	<b>5 (¹)</b>	<b>52 707 (**)</b>	<b>100</b>
of which: fixed	43 180	82	-41 764 (²)	1 417	2.7
of which: floating	9 521	18	41 769 (²)	51 290	97.3

(¹) Exchange adjustments.

(²) After fixed/reverse floaters.

(\*) EU currency since 1 May 2004.

(\*\*) Of this amount, EUR 49.8 billion was raised under the EUR 50 billion global borrowing authorisation for 2005 via 330 transactions, and EUR 2.9 billion (32 transactions) was attributed to the 2006 borrowing programme.

Table S

## Borrowings signed (before swaps) in 2005 under medium-term note or debt issuance programmes (excluding EARNs and stand-alone issues)

(Amounts in millions)

	Number of transactions	Currency		EUR
<b>Total European Union</b>	<b>149</b>			<b>17 535</b>
	<b>88</b>	<b>EUR</b>	<b>7 738</b>	<b>7 738</b>
	45	GBP	6 370	9 313
	11	HUF (*)	58 500	236
	3	PLN (*)	300	73
	2	SEK	1 600	174
<b>Total outside the European Union</b>	<b>175</b>			<b>9 093</b>
	6	AUD	1 250	756
	6	ISK	18 000	243
	36	JPY	62 850	457
	6	MXN	2 402	183
	1	NOK	300	38
	13	NZD	2 000	1 135
	49	TRY	2 309	1 375
	45	USD	5 840	4 655
	13	ZAR	2 000	251
<b>Total</b>	<b>324</b>			<b>26 628 (**)</b>

(\*) EU currency since 1 May 2004.

(\*\*) Of this amount, EUR 24.0 billion was raised under the global borrowing authorisation for 2005 via 294 transactions, and EUR 2.6 billion (30 transactions) was attributed to the 2006 borrowing programme.



# European Investment Fund

## Equity Signatures

All figures in EUR million (Historical XRate)

Resources	Fund Vehicle	Country	Signatures
<b>EIF</b>			<b>31.3</b>
	Amadeus III	Multi-country	3.7
	ARGUS Capital Partners II	Central & Eastern Europe	1.5
	Astorg III	France	4.5
	BV 4	France	5.0
	Eqvitec Technology Mezzanine Fund II	Finland	1.0
	Middle Market Fund III	France	0.4
	NGN BioMed Opportunity I	Multi-country	3.0
	Nordic Biotech Venture Fund II KS	Denmark	3.0
	Perfectis II	France	2.0
	Pond III	Multi-country	1.6
	Prime Technology Ventures II N.V.	Multi-country	0.1
	Sofinnova Capital 5	Multi-country	4.5
	Wellington Partners III Technology Fund L.P.	Multi-country	1.0
<b>EIB</b>			<b>265.1</b>
	Amadeus III	Multi-country	25.7
	ARGUS Capital Partners II	Central & Eastern Europe	28.5
	Astorg III	France	25.5
	Baytech II	Multi-country	12.5
	BV 4	France	20.0
	Eqvitec Technology Mezzanine Fund II	Finland	11.0
	FFT 3 - Fonds de Fonds Technologique	France	50.0
	Life Sciences Partners III B.V.	Multipays	17.0
	Middle Market Fund III	France	3.5
	NGN BioMed Opportunity I	Multi-country	12.0
	Nordic Biotech Venture Fund II KS	Denmark	7.4
	Perfectis II	France	10.0
	Pond III	Multi-country	14.6
	Prime Technology Ventures II N.V.	Multi-country	1.0
	Sofinnova Capital 5	Multi-country	22.5
	Wellington Partners III Technology Fund L.P.	Germany	4.0
<b>Commission</b>			<b>38.9</b>
	Adara Ventures SICAR	Spain	10.0
	Crescent Capital II	UK	8.8
	New Tech Venture Capital Fund II	Multi-country	7.6
	Pontis Venture Partners I Beteiligungs-Invest AG	Austria	4.5
	Talde Capital II, F.C.R.	Spain	8.0
<b>BMWi (German Federal Ministry of Economics and Technology)</b>			<b>32.5</b>
	Baytech II	Multi-country	12.5
	NGN BioMed Opportunity I	Multi-country	15.0
	Wellington Partners III Technology Fund L.P.	Germany	5.0
<b>Grand total</b>			<b>367.8</b>





# Guarantee Operations

Category	Signatures
Contingent liability: EIF own resources	472.1
No contingent liability for EIF: SMEG MAP	1 213.3
	<b>1 685.4</b>

Product	Country	Commitment
<b>Own resources</b>		
<b>Enhancement</b>		<b>457.1</b>
Douro Sme Series 1	Portugal	26.4
Geldilux TS 2005	Germany	16.5
Gate SME CLO 2005-1	Multi-country	5.0
Bancaja 4 FTYPME	Spain	9.0
Gracechurch Corporate Loans 2005-1	United-Kingdom	56.0
Opportunity Eastern Europe	Non-UE	6.3
FTYPME Pastor 3	Spain	43.7
Mars 2005	Belgium	183.8
Wincap SME CDO	Multi-country	110.4
<b>Insurance</b>		<b>15.0</b>
SKGF	Sweden	15.0
<b>Subtotal Own Fund</b>		<b>472.1</b>
<b>Trust activity SMEG 2001 (MAP)</b>		<b>1 213.3</b>
POLFUND FUNDUSZ PORECZEN KREDYTOWYCH S.A.	Poland	1.3
CENTRAL-EUROPEAN INTERNATIONAL BANK LTD.	Hungary	5.0
CERSA	Spain	174.8
ATI - ALLEANZA DI GARANZIA	Italy	140.0
SOCAMA	France	55.6
DEUTSCHE AUSGLEICHSBANK	Germany	66.0
BANK BPH S.A.	Poland	50.0
ALMI	Sweden	52.2
FONDS DE PARTICIPATION	Belgium	22.5
CREDIT AND EXPORT GUARANTEE FUND KREDEX	Estonia	4.9
ATI SISTEMA GARANZIA UMBRIA-MARCHE	Italy	72.5
SOFARIS	France	31.9
ATI ARTIGIANCREDIT PIEMONTE - EMILIA ROMAGNA - LOMBARDIA	Italy	150.0
ATI-GARANZIA DIRETTA	Italy	31.0
ASSOCIATION POUR LE DROIT À L'INITIATIVE ÉCONOMIQUE	France	5.9
CESKOMORAVSKA ZARUCNI A ROZVOJOVA BANKA	Czech Republic	15.9
HVB BANK HUNGARY Rt.	Hungary	15.0
BRD - GROUPE SOCIÉTÉ GÉNÉRALE	Romania	20.0
BÜRGES	Austria	7.5
BÜRGES	Austria	48.0
BBMKB	Netherlands	150.0
AUSTRIA WIRTSCHAFTSSERVICE GMBH	Austria	2.5
FONDS DE PARTICIPATION	Belgium	-
TATRA BANKA A.S.	Slovakia	20.0
THE DANISH INVESTMENT FUND	Denmark	-
INVESTICIJU IR VERSLO GARANTIJOS UAB	Lithuania	-
SLOVENE ENTERPRISE FUND	Slovenia	-
HIPOTEKU BANKA	Latvia	-
MEDIOCREDITO CENTRALE	Italy	70.0
TEMPME S.A.	Greece	-
CULTURA SPAREBANK	Norway	0.9
RAIFFEISEN BANK	Romania	-
SOFARIS	France	-
<b>Grand Total</b>		<b>1 685.4</b>

For the non-EUR operations under the Trust Activity, the amount is expressed as a function of the contractually set EUR cap amount.  
Figures represent the nominal EIF commitment without taking into account any subsequent decrease.



# Conversion rates

The conversion rates used by the EIB during each quarter for recording statistics of its financing operations – contract signatures and disbursements – as well as of its borrowings are those obtaining on the last working day of the previous quarter; in 2005, these were as follows:

1 euro =	EUR	
Austrian Schilling	ATS	13.7603
Belgian franc	BEF	40.3399
Deutsche Mark	DEM	1.95583
Spanish peseta	ESP	166.386
Finnish markka	FIM	5.94573
French franc	FRF	6.55957
Greek drachma	GRD	340.750
Irish pound	IEP	0.787564
Italian lira	ITL	1936.27
Luxembourg franc	LUF	40.3399
Netherlands guilder	NLG	2.20371
Portuguese escudo	PTE	200.482

		31.12.2004	31.03.2005	30.06.2005	30.09.2005
		1 <sup>st</sup> quarter 2005	2 <sup>nd</sup> quarter 2005	3 <sup>rd</sup> quarter 2005	4 <sup>th</sup> quarter 2005
<b>Community currencies</b>					
Cyprus pound	CYP	0.58	0.5846	0.5735	0.5732
Czech koruna	CZK	30.464	29.955	30.03	29.553
Danish krone	DKK	7.4388	7.4495	7.4515	7.4624
Estonian kroon	EEK	15.6466	15.6466	15.6466	15.6466
Pound sterling	GBP	0.70505	0.6885	0.6742	0.68195
Forint	HUF	245.97	247.2	247.24	249.61
Litas	LTL	3.4528	3.4528	3.4528	3.4528
Lats	LVL	0.6979	0.696	0.6961	0.696
Maltese lira	MTL	0.4343	0.4306	0.4293	0.4293
Zloty	PLN	4.0845	4.0807	4.0388	3.9185
Swedish krona	SEK	9.0206	9.143	9.4259	9.3267
Tolar	SIT	239.76	239.73	239.47	239.52
Slovak koruna	SKK	38.745	38.672	38.414	38.79
<b>Non-Community currencies</b>					
Australian dollar	AUD	1.7459	1.6763	1.5885	1.5828
Lev	BGN	1.9559	1.9559	1.9559	1.9559
Canadian dollar	CAD	1.6416	1.5737	1.49	1.4063
Swiss franc	CHF	1.5429	1.5486	1.5499	1.5561
Yuan-renminbi	CNY	11.2734207	10.7296546	10.0079	9.7444
Hong Kong dollar	HKD	10.5881	10.111	9.399	9.3412
Kuna	HRK	7.6672609	7.41009276	7.313	7.433
Yen	JPY	139.65	138.44	133.95	136.25
Norwegian krone	NOK	8.2365	8.206	7.9155	7.877
New Zealand dollar	NZD	1.8871	1.8237	1.7387	1.7414
Romanian leu	ROL	39390	36767	36030	–
New Romanian leu	RON	–	–	–	3.5603
Rouble	RUB	37.743791	36.1295012	34.637	34.334
New Taiwan dollar	TWD	42.918	40.871	38.249	39.918
United States dollar	USD	1.3621	1.2964	1.2092	1.2042
South African rand	ZAR	7.6897	8.0898	8.0254	7.6765

The EIB wishes to thank the following promoters and suppliers for the photographs illustrating this report:

EIB photographic library (pp. 6, 8, 10, 11, 13, 16, 19, 20, 21, 23, 24, 25, 26, 27, 28, 47, 48, 49, 51), 2006 Haldor Topsøe A/S (p. 7), Fresenius Medical Care (p. 7), Fresenius Biotech (p. 9), Luc Delemazure Architect (p. 12), Nantes Métropole (p. 12), Paul Cuniffe/Irish Air Letter (p. 13), Telecom Italia (p. 14), Latvenergo (p. 15), CFL (pp. 4, 16), De Heus Beeldvorming Sittard NL (p. 17), Borealis (p. 17), ECE Projektmanagement GmbH & Co. KG (p. 18), DARS d.d. (p. 19), Transport for London (p. 22).

For further information on EIB activity, please consult our website ([www.eib.org](http://www.eib.org)), which contains a regularly updated complete list of projects. You may also contact the Info-Desk, Communication and Information Department,

☎ (+352) 43 79 31 22, 📠 (+352) 43 79 31 91.

A conceptual image representing wealth and the Euro currency. It features a large, tied sack of money in the center, with the word "EURO" printed in large, white, sans-serif capital letters across its front. The sack is surrounded by numerous 1 Euro coins, some of which are in sharp focus while others are blurred in the background, creating a sense of depth and abundance. The entire scene is set against a warm, golden-yellow background with a subtle radial light effect emanating from the center.

EURO



## European Investment Bank

[www.eib.org](http://www.eib.org) - [info@eib.org](mailto:info@eib.org)

100, boulevard Konrad Adenauer  
L-2950 Luxembourg

☎ (+352) 43 79 1  
☎ (+352) 43 77 04

### External Offices

<b>Austria</b>	Parkring 10 A-1010 Wien	☎ (+43-1) 516 33 31 95 ☎ (+43-1) 516 33 30 49
<b>Belgium</b>	Rue de la loi 227 / Wetstraat 227 B-1040 Bruxelles / Brussel	☎ (+32-2) 235 00 70 ☎ (+32-2) 230 58 27
<b>France</b>	21, rue des Pyramides F-75001 Paris	☎ (+33-1) 55 04 74 55 ☎ (+33-1) 42 61 63 02
<b>Germany</b>	Lennéstraße 11 D-10785 Berlin	☎ (+49-30) 59 00 47 90 ☎ (+49-30) 59 00 47 99
<b>Greece</b>	1, Herodou Attikou & Vas. Sofias Ave GR-106 74 Athens	☎ (+30) 210 68 24 517 ☎ (+30) 210 68 24 520
<b>Italy</b>	Via Sardegna 38 I-00187 Roma	☎ (+39) 06 47 19 1 ☎ (+39) 06 42 87 34 38
<b>Poland</b>	Warsaw Financial Centre, 11th floor ul. Emili Plater 53 PL-00-113 Warszawa	☎ (+48 22) 528 68 83 ☎ (+48 22) 528 68 65
<b>Portugal</b>	Avenida da Liberdade, 190-4° A P-1250-147 Lisboa	☎ (+351) 213 42 89 89 ☎ (+351) 213 47 04 87
<b>Spain</b>	Calle José Ortega y Gasset, 29, 5° E-28006 Madrid	☎ (+34) 914 31 13 40 ☎ (+34) 914 31 13 83
<b>United Kingdom</b>	2 Royal Exchange Buildings London EC3V 3LF	☎ (+44) 20 73 75 96 60 ☎ (+44) 20 73 75 96 99
<b>Egypt</b>	6, Boulos Hanna Street Dokki, 12311 Giza	☎ (+20-2) 336 65 83 ☎ (+20-2) 336 65 84
<b>Kenya</b>	Africa Re Centre, 5th floor Hospital Road, PO Box 40193 KE-00100 Nairobi	☎ (+254-20) 273 52 60 ☎ (+254-20) 271 32 78
<b>Morocco</b>	Riad Business Center, Immeuble S3, Aile sud, 4° étage Boulevard Er-Riad Rabat	☎ (+212) 37 56 54 60 ☎ (+212) 37 56 53 93
<b>Senegal</b>	3, rue du Docteur Roux BP 6935, Dakar-Plateau	☎ (+221) 889 43 00 ☎ (+221) 842 97 12
<b>South Africa</b>	5 Greenpark Estates 27 George Storrar Drive Groenkloof 0181 Tshwane (Pretoria)	☎ (+27-12) 425 04 60 ☎ (+27-12) 425 04 70
<b>Tunisia</b>	70, avenue Mohamed V TN-1002 Tunis	☎ (+216) 71 28 02 22 ☎ (+216) 71 28 09 98



## European Investment Fund

[www.eif.org](http://www.eif.org) - [info@eif.org](mailto:info@eif.org)

43, avenue J.F. Kennedy  
L-2968 Luxembourg

☎ (+352) 42 66 88 1  
☎ (+352) 42 66 88 200

Please consult the Bank's website for any change in the list of existing offices and for details on offices which may have been opened following publication of this brochure.