



The EIB Group in the Year 2001

Projects financed and statistics

EIB Group: key data

(EUR million)

European Investment Bank

Activity in 2001

Loans signed _____	36 776
European Union	31 184
Accession Countries	2 659
Partner Countries	2 933
Loans approved _____	41 424
European Union	35 163
Accession Countries	3 376
Partner Countries	2 884
Loans disbursed _____	31 573
From the Bank's resources	31 368
From budgetary resources	205
Resources raised (after swaps) _____	32 172
Community currencies	28 597
Non-Community currencies	3 575

Situation as at 31.12.2001

Outstandings	
Loans from the Bank's resources	221 116
Guarantees provided	543
Financing from budgetary resources	2 558
Short, medium and long-term borrowings	176 027
Own funds	23 296
Balance sheet total	209 376
Net profit for year	1 311
Subscribed capital	100 000
of which paid in	6 000

European Investment Fund

Activity in 2001

Contracts signed _____	1 758
Venture capital (57 funds)	800
Guarantees (39 operations)	958

Situation as at 31.12.2001

Operational portfolio	5 340
Venture capital (153 funds)	2 005
Guarantees (86 operations)	3 335
Subscribed capital	2 000
of which paid in	400
Net profit for year	76
including extraordinary profit of 60.5 million	
Reserves and provisions	100



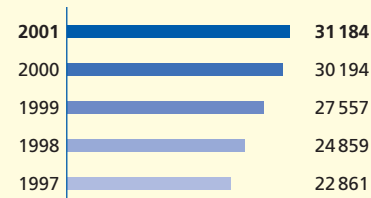
European Investment Bank

European union

Loans concluded for capital investment within the European Union in 2001 totalled 31 184 million (see detailed breakdown in table below).

The corresponding operations were financed from own resources - made up chiefly of the proceeds of the EIB's capital market borrowings as well as its own funds (paid-in capital and reserves). These operations give rise to financial commitments for the Bank and are accounted for in its balance sheet.

The EIB cooperates closely with a large number of financial institutions and commercial banks, with which it concludes global loans for financing small and medium-scale projects in the industrial, service, health, education and infrastructure sectors. It also grants individual loans through the intermediary of banks and financial institutions.



Geographical breakdown of loans concluded (EUR million)

	2001		1997-2001	
	Amount	%	Amount	%
Belgium	365	1.2	3 091	2.3
Denmark	1 172	3.8	4 536	3.3
Germany	6 017	19.3	26 045	19.1
Greece	1 658	5.3	6 271	4.6
Spain	4 559	14.6	18 592	13.6
France	3 825	12.3	16 908	12.4
Ireland	525	1.7	1 454	1.1
Italy	5 488	17.6	22 901	16.8
Luxembourg	10	0.03	511	0.4
Netherlands	787	2.5	2 156	1.6
Austria	820	2.6	3 045	2.2
Portugal	1 799	5.8	8 098	5.9
Finland	695	2.2	2 668	2.0
Sweden	953	3.1	3 695	2.7
United Kingdom	2 337	7.5	15 626	11.4
Art.18 (1)	174	0.6	1 058	0.8
European Union	31 184	100	136 655	100

Note:

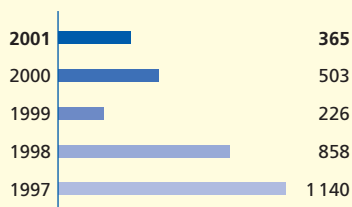
In the following lists, the Community policy objectives with which individual loans comply are highlighted by symbols in the right-hand column. These symbols are as follows:

- regional development
- ▲ human capital
- European communications infrastructure
- + environment and quality of life
- ▼ energy
- ★ industrial competitiveness

Unless otherwise indicated, global loans cover a number of sectors and objectives.

Amounts relating to projects appearing in these lists are expressed in millions of euro.

(1) Projects with a European dimension outside the territory of the Member States



Finance contracts signed: 365 million

of which

Individual loans: 75 million

Global loans: 290 million

Finance contracts signed in 2001:

Individual loans

Modernisation and extension of wastewater collection and treatment facilities in Flemish Region

Aquafin N.V. _____ 75.0 +

Global loans

For financing small and medium-scale ventures

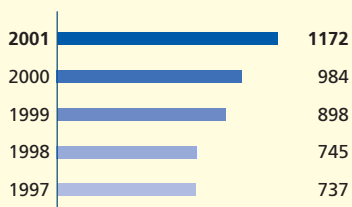
- KBC Bank N.V. _____ 150.0

- Banque Bruxelles Lambert S.A. _____ 100.0

- CBC Bank S.A. _____ 40.0



Wastewater treatment



Finance contracts signed: 1 172 million

of which

Individual loans: 1 101 million

Global loans: 71 million

Individual loans focused on energy (50 million), communications (686 million), education (231 million) and services (134 million), particularly in the audiovisual sector.

Finance contracts signed in 2001:

Individual loans

Construction of coal-fired heat and power cogeneration plant at Vodskov (North Jutland)

Nordjyllandsværket I/S _____ 50.1 ■+▼

Construction of Øresund rail-road fixed link between Copenhagen (Denmark) and Malmö (Sweden)

- Øresundforbindelsen A/S _____ 134.0 ●

- Øresundskonsortiet København _____ 185.9 ●

Construction and upgrading of five sections of motorway in Greater Copenhagen area and Central Jutland

Danmarks Nationalbank _____ 59.6 ●

Acquisition of rolling stock and locomotives for Copenhagen's suburban lines and line across Øresund

Danske Statsbaner-DSB _____ 159.6 ●

Construction of light railway network in Copenhagen

Ørestadsselskabet I/S _____ 87.4 +

Purchase of three Ro-Ro vessels to be used on three routes between Sweden, northern Continental Europe and United Kingdom

Tor Line AB _____ 59.7 ●

Modernisation and automation of mail distribution system and installation of new automatic parcels distribution system in 10 sorting centres

Post Danmark A/S _____ 27.0 ●

Construction and upgrading of production facilities for radio and TV programmes in Ørestad (Copenhagen)

Danmarks Radio _____ 106.7 ●

Modernisation and expansion of universities and higher education institutions

Danmarks Nationalbank _____ 230.7 ■▲

Global loans

For financing small and medium-scale ventures

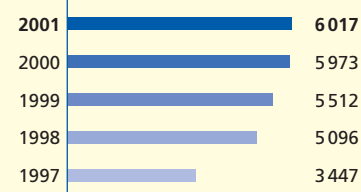
- Nykredit Bank AS _____ 53.8

- Kommunekredit _____ 17.1



Audiovisual equipment

Finance contracts signed: 6 017 million
of which
Individual loans: 3 170 million
Global loans: 2 847 million



Individual loans were provided for the health and education (999 million), communications (360 million), energy (199 million) and water management (67 million) sectors. Lending to the industrial and service sectors rose sharply to 1 544 million, 512 million of which was earmarked for research.

Individual loans in the eastern Länder accounted for 57% of the EIB's individual lending in Germany as a whole. They primarily targeted health and education (715 million), especially renovation and modernisation of hospitals in Saxony-Anhalt, Mecklenburg-Vorpommern and Thuringia, as well as upgrading, extension and conversion of educational institutions. A further noteworthy operation consists of construction of R&D facilities for semi-conductors in Dresden.

Finance contracts signed in 2001:

Individual loans

Construction of lignite-fired power plant replacing obsolete units (Brandenburg) _____ 179.0 ■▼+

Modernisation of power grid in southern part of Saxony-Anhalt
MEAG - Mitteldeutsche Energieversorgung AG _____ 20.5 ■▼

Construction of tunnel under Trave river in Lübeck (Schleswig-Holstein)
Herrentunnel Lübeck GmbH & Co KG _____ 80.0 ■●

Improvements to road network in Thuringia
Freistaat Thüringen _____ 60.0 ■

Construction of 2 x 2-lane tunnel near Bremerhaven (Lower Saxony)
Arbeitsgemeinschaft Wesertunnel _____ 50.0 ■●

Construction of third terminal, high-speed-train station and car park at Cologne/Bonn airport (North Rhine-Westphalia)
Flughafen Köln/Bonn GmbH _____ 25.0 ●

Construction of new terminal at Munich airport (Bavaria) _____ 110.0 ●

Extension and upgrading of Nuremberg airport (Bavaria)
Flughafen Nürnberg GmbH _____ 5.1 ■●

Construction of new container port terminal in Hamburg-Altenwerder
Hamburger Hafen- und Lagerhaus AG _____ 30.0 ●

Upgrading and extension of sewerage, stormwater collection and road networks in city of Trier (Rhineland-Palatinate)
Stadt Trier _____ 34.4 +

Construction of drinking water reservoir in Thüringer Schiefergebirge, south of Erfurt (Thuringia)
Thüringer Talsperrenverwaltung _____ 32.6 ■+

Construction of multi-purpose pharmaceutical synthesis plant in Ingelheim (Rhineland-Palatinate)
Boehringer Ingelheim Pharma KG _____ 30.0 +★

Replacement of obsolete coking plant in Duisburg (North Rhine-Westphalia)
Thyssen Krupp Stahl AG _____ 400.0 ■+

Rationalisation and modernisation of several manufacturing plants for semi-finished copper products
Kabel Metal Europa AG _____ 16.2 ■+★

Production of new generation of mini-vans in Ludwigsfelde (Brandenburg)
DaimlerChrysler Ludwigsfelde GmbH _____ 240.0 ■

Construction of new engine test centre and development and production of a new engine series
BMW Motoren AG _____ 150.0 ★

Construction of wafer manufacturing unit for production of microprocessors and design centre in Dresden (Saxony)
AMD Saxony Manufacturing GmbH _____ 196.2 ■★

Construction of research, development and production site for semi-conductors in Dresden (Saxony)
Infineon Technologies Semiconductor 300 GmbH & Co KG _____ 162.0 ■★

R&D facilities and activities in field of industrial automation and production control systems
Siemens AG _____ 250.0 ★

Research and development facilities for diagnostics centre in pharmaceutical sector
Roche Diagnostics GmbH _____ 100.0 ★

Modernisation of higher education infrastructure in Saxony-Anhalt
Land Sachsen-Anhalt _____ 300.0 ■▲

Increasing capacity of primary, secondary and tertiary (lifelong learning and evening classes) educational facilities
Land Berlin _____ 150.0 ■▲

Modernisation of higher education establishments in Saarland
Saarland _____ 48.4 ■▲

Conversion of former military facilities into higher-education technical college in Magdeburg (Saxony-Anhalt)
Fachhochschule Magdeburg _____ 40.0 ■▲

Renovation and extension of health-sector infrastructure in Saxony-Anhalt
Land Sachsen-Anhalt _____ 225.0 ■▲



Industrial R&D

Renovation and modernisation of various hospitals in Mecklenburg-Vorpommern
Land Mecklenburg-Vorpommern

195.4 ■▲

Rationalisation and modernisation of hospitals in Thuringia
Freistaat Thüringen

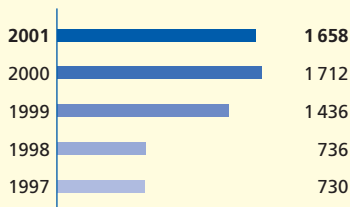
40.1 ■▲

Global loans

For financing small and medium-scale ventures

- Commerzbank AG	548.1
- Landesbank Hessen-Thüringen Girozentrale	306.8
- Deutsche Bank AG	250.0
- Norddeutsche Landesbank Girozentrale	239.8
- Bayerische Hypo- und Vereinsbank AG	216.8
- Hypovereinsbank	216.8

- Westdeutsche Landesbank Girozentrale	200.0
- Landesbank Schleswig-Holstein Girozentrale	150.0
- Kreditanstalt für Wiederaufbau - KfW	146.3
- Deutsche Kreditbank AG - DKB	120.0
- Bremer Landesbank Kreditanstalt Oldenburg-Girozentrale	110.0
- Bayerische Landesbank Girozentrale	100.0
- Deutsche Ausgleichsbank	90.4
- Landesbank Berlin Girozentrale	74.8
- Investitionsbank des Landes Brandenburg	68.8
- Landesbank Baden-Württemberg	64.2
- IKB Deutsche Industriebank AG	50.0
- DGZ - Dekabank Deutsche Kommunalbank	50.0
- Dresdner Bank AG	35.0
- Landesbank Rheinland-Pfalz Girozentrale	16.0
- Sächsische Aufbaubank GmbH	10.0



Greece



Finance contracts signed: 1 658 million

of which

Individual loans: 1 608 million

Global loans: 50 million

Individual loans covered the energy sector (143 million), communications (1 053 million) with particular emphasis on completion of the EGNATIA and PATHE trunk roads, as well as education (400 million) and industry.

Finance contracts signed in 2001:

Individual loans

Construction of gas-fired combined-cycle power station in Komotini (Thrace)
DEI - Dimosia Epirisili Ilektrismou (Public Power Corporation)

43.1 ■▼

Upgrading of power transmission and distribution networks
DEI - Dimosia Epirisili Ilektrismou (Public Power Corporation)

100.0 ■▼

Construction of motorway section between Igoumenitsa and Panagia on western part of EGNATIA trunk road
Elliniki Dimocratia

300.0 ■●

Construction of ring road north of Athens, forming part of Patras-Athens-Thessaloniki trunk road and linking Athens city centre to new international airport
Attiki Odos JV

269.7 ■●

Construction of bridge at western end of Gulf of Corinth linking north-west region of Peloponnese to south-west mainland Greece
Gefyra SA

120.0 ■●

Construction of motorway sections on EGNATIA trunk road between Grevena and Kouloura
Elliniki Dimocratia

100.0 ■●

Construction of motorway section on Patras-Athens-Thessaloniki-Evzoni trunk road between Megara and Kinéta (Attica)
Elliniki Dimocratia

40.0 ■●

Construction of bypass around town of Kavala and upgrading to motorway standard of Komotini-Kipi section of EGNATIA trunk road in north-east Greece
Elliniki Dimocratia

35.0 ■●

Upgrading to motorway standard of Pelasgia-Gyrtoni section of Patras-Athens-Thessaloniki-Evzoni trunk road
Elliniki Dimocratia

29.0 ■●

Construction of bypass around Patras, forming part of Patras-Athens-Thessaloniki-Evzoni priority trunk road
Elliniki Dimocratia

29.0 ■●

Construction of two tramlines in Athens and purchase of rolling stock
Tram SA

100.0 ■+

R&D facilities and activities in field of telecommunications technologies
Telefonaktiebolaget LM Ericsson

30.0 ■★

Computer research laboratory and data exchange network facilities in offices in Patras, Athens and Thessaloniki
Computer Technology Academic Research Institute

12.0 ■▲

Construction of educational infrastructure in Attica region; technical upgrading and supply of teaching equipment to state schools
School Building Organisation SA

400.0 ■▲

Global loans

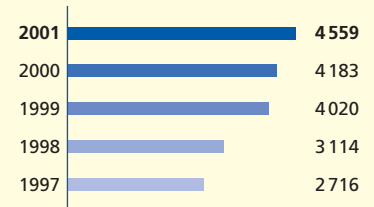
For financing small and medium-scale ventures
BNP Paribas

50.0



Educational infrastructure

Finance contracts signed: 4 559 million
of which
Individual loans: 3 269 million
Global loans: 1 290 million



Individual loans were advanced for the energy (638 million), communications (2 021 million), water management (58 million), industrial (505 million) and health (48 million) sectors.

Finance contracts signed in 2001:

Individual loans

Construction of combined-cycle power plant in San Roque (Cádiz)
Nueva Generadora del Sur SA _____ 150.0 ■+▼

Upgrading and extension of electricity transmission and distribution network
Endesa SA _____ 300.0 ■▼
Iberdrola Distribución Eléctrica SA _____ 100.0 ■▼
Unión Fenosa Distribución SA _____ 88.0 ■▼

Construction of motorway connecting A6 motorway to Ávila and tunnel through Guadarrama range and upgrading of A6 motorway (Madrid/north-western Spain)
Castellana de Autopistas SA Concesionaria del Estado _____ 100.0 ■●

Second phase of León-Burgos motorway
GICAL S.A. _____ 79.0 ■●

Improvements to road infrastructure
Comunidad Valenciana _____ 60.1 ■●
Comunidad Autónoma de Castilla y León _____ 60.0 ■●

Construction of motorway between León and Astorga (Castilla-León)
Autopistas de León SA _____ 42.0 ■●

Construction of new metro line in south of Madrid metropolitan area
Comunidad de Madrid _____ 400.0 ■+■

Construction of Barcelona-Baix Llobregat tram system
Tramvia Metropolità, S.A. _____ 136.1 ■+■

Installation of optical fibre cables along Spain's main railway corridors and railway modernisation schemes
Red Nacional de los Ferrocarriles Españoles _____ 72.0 ■●

Modernisation of railway infrastructure and rolling stock
Ferrocarriles de Vía Estrecha _____ 49.0 ■

Extension of Madrid's metropolitan rail network
Arpegio Áreas de Promoción Empresarial SA _____ 42.0 +

Construction of infrastructure, acquisition and modernisation of rolling stock for Valencia metro
Ferrocarrils de la Generalitat Valenciana _____ 45.0 ■+■

Upgrading of long-haul fleet
Iberia Líneas Aéreas de España SA _____ 265.9 ■●

Improvement and extension of Madrid/Barajas airport
Ente Público de Aeropuertos Españoles y Navegación Aérea _____ 221.0 ■●

Extension of port

- of Bilbao
Autoridad Portuaria de Bilbao _____ 42.0 ■●
- of Barcelona
Autoridad Portuaria de Barcelona _____ 24.0 ■●

Road construction and rehabilitation; water supply and wastewater treatment schemes
Comunidad Autónoma de Andalucía _____ 78.0 ■▼+■

Upgrading of water supply and wastewater treatment infrastructure in Valencia region
Entidad Pública de Saneamiento de Aguas Residuales de la Comunidad Valenciana _____ 42.0 ■+■

Part-financing of R&D programme in telecommunications sector
Alcatel SA _____ 130.0 ■★

Second phase of construction of broadband cable telecommunications network in Basque Country
Euskaltel SA _____ 120.0 ■●

Purchase and launch of telecommunications satellite
Hispatel SA _____ 70.0 ●

Production of new generation of mini-vans at Vitoria-Gasteiz (Basque Country)
Mercedes Benz España SA _____ 270.0 ■

Construction of terephthalic acid production line at San Roque plant (Andalusia)
Interquisa Intercontinental Química SA _____ 115.0 ■

Construction of performing arts centre in Valencia
Ciutat de les Arts i de les Ciències _____ 120.0 ■+■

Construction of new hospital in Murcia
Servicio Murciano de Salud _____ 48.0 ■▲

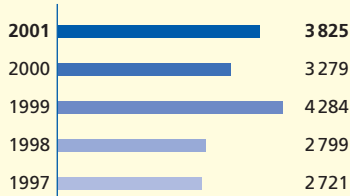
Global loans

For financing small and medium-scale ventures

- *Instituto de Crédito Oficial* _____ 500.0
- *Banco Santander Central Hispano SA* _____ 300.0
- *Banco de Crédito Local de España SA* _____ 249.9
- *Caja de Ahorros y Pensiones de Barcelona* _____ 150.0
- *Caja de Ahorros de Cataluña* _____ 50.0
- *Instituto Valenciano de Finanzas* _____ 20.0
- *Institut Català de Finances* _____ 20.0



Madrid/Barajas Airport



Finance contracts signed: 3 825 million

of which

Individual loans: 1 706 million

Global loans: 2 119 million

Individual loans were advanced for transport and communications (1 161 million), covering in particular the first operations in support of the high-speed rail link to eastern France, industry and services (500 million including 40 million for the audiovisual sector) and waste management (45 million).

Finance contracts signed in 2001:

Individual loans

Construction (first phase) of high-speed rail line (TGV Est Europe) linking eastern France and Paris (Paris-Metz-Strasbourg line)

<i>Réseau Ferré de France</i>	300.0	●
<i>Alsace Region</i>	70.0	●
<i>Champagne-Ardennes Region</i>	40.0	●
<i>Lorraine Region</i>	100.0	●

Rehabilitation and upgrading of French section of Mont Blanc Tunnel

<i>Autoroute et Tunnel du Mont Blanc - ATMB</i>	60.0	●
---	------	---

A29: Neuchâtel-Amiens-St Quentin section of Le Havre-St Quentin motorway

<i>SANEF - Société des Autoroutes du Nord et de l'Est de la France</i>	56.0	■●
--	------	----

A66: Toulouse-Pamiers section of Paris-Toulouse-Barcelona motorway

<i>ASF - Société des Autoroutes du Sud de la France SA</i>	29.0	■●
--	------	----

A83: Oulmes-Niort section of Nantes-Niort motorway

<i>ASF - Société des Autoroutes du Sud de la France SA</i>	24.0	■●
--	------	----

A20: Brive-Cahors-Montauban section of Vierzon-Montauban motorway

<i>ASF - Société des Autoroutes du Sud de la France SA</i>	22.0	■●
--	------	----

Extension of Toulouse metro (Midi-Pyrénées)

<i>Syndicat Mixte des Transports en Commun de l'Agglomération de Toulouse</i>	100.0	+
---	-------	---

Extension and modernisation of commercial port of Le Havre

<i>Port Autonome du Havre</i>	140.0	■●
-------------------------------------	-------	----

Part-financing of R&D programme in telecommunications sector

<i>Alcatel SA</i>	220.0	■★
-------------------------	-------	----

Construction of urban waste processing and recycling plant near Melun (Ile-de-France)

<i>Syndicat Mixte Intercommunal de Traitement d'Ordures Ménagères du Centre Ouest Seine et Marnais - SMITOM</i>	45.0	+
---	------	---

Rationalisation and modernisation of several manufacturing plants for semi-finished copper products

<i>Kabel Metal Europa AG</i>	8.2	■+★
------------------------------------	-----	-----

New "Yaris" production plant near Valenciennes (Nord - Pas-de-Calais)

<i>Toyota Motor Corporation</i>	65.0	■
---------------------------------------	------	---

Design and production of new MPV model in Hordain (Nord - Pas-de-Calais)

<i>Sevelnord SA (Groupe PSA Peugeot Citroën and Groupe FIAT)</i>	200.0	■★
--	-------	----

Design, development and production start-up of new automotive diesel engine at Trémery site (Moselle)

<i>Peugeot SA Groupe PSA Peugeot Citroën</i> ..	120.0	■+
---	-------	----

Modernisation of wood-based panel manufacturing facilities at three sites, Lure (Haute-Saône), Creusot (Saône-et-Loire) and Ussel (Corrèze)

<i>SONAE SGPS SA</i>	50.0	■+
----------------------------	------	----

Modernisation and expansion of three aluminium foundries producing components for automobile industry in Cléon (Haute-Normandie) and Ingrandes-sur-Vienne (Poitou-Charentes)

<i>Teksid SPA</i>	17.0	■★
-------------------------	------	----

Part-financing of investment relating to creation, production and distribution of audiovisual and multimedia works in France and other EU countries

<i>Coficiné</i>	20.0	★
<i>Cofilosiris</i>	20.0	★

Global loans

For financing small and medium-scale ventures

- <i>BNP Paribas</i>	400.0
- <i>Dexia Municipal Agency</i>	344.7
- <i>Société Générale</i>	325.0
- <i>Dexia Crédit Local</i>	300.0
- <i>Caisse Nationale de Crédit Agricole SA</i> ..	200.0
- <i>Caisse Nationale des Caisses d'Epargne et de Prévoyance</i>	150.0
- <i>Crédit Commercial de France SA</i>	149.6
- <i>Crédit du Nord SA</i>	100.0
- <i>Banque Fédérative du Crédit Mutuel</i>	100.0
- <i>BDPME/Crédit d'Equipement des petites et moyennes entreprises SA</i>	50.0



Autonomous Port of Le Havre

Finance contracts signed: 525 million
of which
Individual loans: 425 million
Global loans: 100 million



Individual loans were devoted to energy schemes (200 million) and communications (225 million).

Finance contracts signed in 2001:

Individual loans

Extension of the natural gas transmission network
Bord Gais Eireann 200.0 ■▼

Upgrading of infrastructure at Cork, Dublin and Shannon airports
AER Rianta CPT Ltd 125.0 ■●

R&D facilities and activities in field of telecommunications technologies
Telefonaktiebolaget LM Ericsson 100.0 ■★

Global loans

For financing small and medium-scale ventures
Allied Irish Banks plc 100.0

Finance contracts signed: 5 488 million
of which
Individual loans: 3 112 million
Global loans: 2 376 million



Individual loans were divided between the energy sector (1 270 million), mainly for power transmission and distribution, communications (860 million), water management and environmental infrastructure (296 million), as well as industry and services (686 million).

Finance contracts signed in 2001:

Individual loans

Upgrading of power generation capacity
Enel Produzione S.p.A. 500.0 ■▼+

Modernisation of power grids in central and southern Italy
Enel Distribuzione S.p.A. 500.0 ■▼

Upgrading and expansion of electricity transmission network
T.E.R.N.A. - Trasmissione Elettricit  Rete Nazionale S.p.A. 250.0 ■▼

Development of two offshore gas fields, east of Ancona, in the Adriatic
Edison Gas S.p.A. 20.0 ▼

Construction of Milan-Bologna section of high-speed rail network
Treno Alta Velocit  - TAV S.p.A. 200.0 ●

Widening of part of Florence-Bologna section of A1 motorway
Autostrade - Concessioni e Costruzioni Autostrade S.p.A. 150.0 ■●

Modernisation and technical upgrading of around 20 ports
Repubblica Italiana 300.0 ■●

Construction of new fixed and mobile telecommunications network
Wind Telecomunicazioni SpA 170.0 ■●

R&D facilities and activities in field of telecommunications technologies
Telefonaktiebolaget LM Ericsson 40.0 ■★

Urban renewal schemes in

- Salerno (Campania)
Comune di Salerno 25.0 ■+
 - Rimini (Emilia-Romagna)
Comune di Rimini 40.0 +

- Reggio nell'Emilia (Emilia-Romagna)
Comune Reggio Emilia 25.0 +
 - Lecce
Comune di Lecce 25.0 ■+

Co-financing with Structural Funds of schemes forming part of Regional Operational Programme under 2000-2006 Community Support Framework
Regione Basilicata 154.7 ■+▲

Conversion of historic buildings into high-quality hotel, restoration of church and landscaping on San Clemente island, Venice
San Clemente Resort srl 30.0 +

Conservation and protection of Venice lagoon; waste water collection and treatment and urban renewal schemes
Regione del Veneto 25.8 ■+

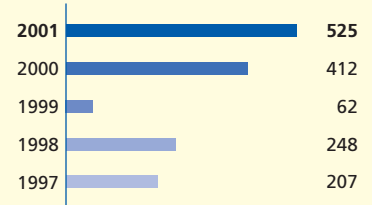
Modernisation and expansion of three aluminium foundries producing components for automobile industry in Carmagnola (Turin)
Teksid SpA 33.0 ■★

Rationalisation and modernisation of several manufacturing plants for semi-finished copper products
Kabel Metal Europa AG 25.6 ■+★

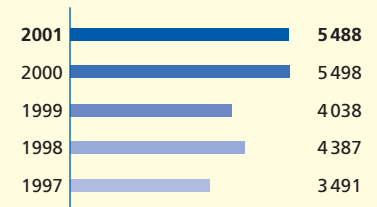
Upgrading of Falconara Marittima refinery (Marche)
API Raffineria di Ancona SpA 15.0 +

Modernisation and expansion of production capacity at three cardboard plants in Magenta (Lombardy), Villa S. Lucia (Lazio) and Santa Giustina (Veneto)
Reno de Medici S.p.A. 38.7 ■+

Fire-fighting equipment for forestry protection
Repubblica italiana 94.0 ■+



Modernisation of telecommunications networks



Thermal power station at La Casella

Reorganisation of logistics network for postal services and modernisation of post offices

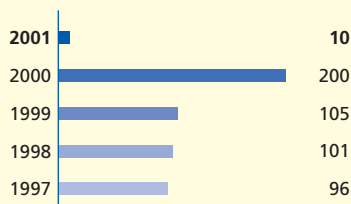
Poste Italiane _____ 450.0 ■●

Global loans

For financing small and medium-scale ventures

- Gruppo Banca Intesa - BCI _____	450.0
- Locat Leasing S.p.A. Absolute Funding Srl _____	400.0
- Banca Nazionale del Lavoro S.p.A. _____	350.0
- Banca OPI S.p.A. _____	300.0
- Mediobanca S.p.A. _____	150.0

- Banca Antoniana-Popolare Veneta - Interbanca S.p.A. _____	100.0
- Mediocredito Centrale S.p.A. _____	100.0
- Banca Popolare di Verona SCARL _____	100.0
- Efibanca S.p.A. _____	80.0
- Banca Popolare di Sondrio SCARL _____	75.0
- Cassa di Risparmio di Firenze S.p.A. _____	75.0
- Banca Monte dei Paschi di Siena S.p.A. _____	75.0
- Credito Emiliano S.p.A - CredemLeasing S.p.A. _____	50.0
- Banca Popolare di Bergamo - Credito Varesino - BPB Leasing S.p.A. _____	50.0
- Cassa di Risparmio di Padova e Rovigo S.p.A. _____	20.7



Luxembourg

Finance contracts signed in 2001:

Individual loans

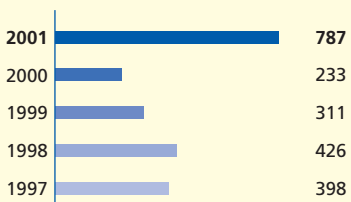
Construction of an innovative steel waste treatment facility

Primorec SA _____ 10.0 ■+★

Finance contracts signed: 10 million

of which

Individual loans: 10 million



Netherlands

Individual loans were advanced in favour of communications (400 million) and water management (174 million).

Finance contracts signed in 2001:

Individual loans

Construction of high-speed railway line between Amsterdam, Schiphol Airport, Rotterdam and Belgian border

Infraspeed BV _____ 400.0 ●

Modernisation and extension of water supply system in southern Netherlands

Waterleiding Maatschappij Limburg NV _____ 100.0 +

Finance contracts signed: 787 million

of which

Individual loans: 574 million

Global loans: 213 million

Improvement of sewerage networks in the Hague region

Hoogheemraadschap van Delfland _____ 74.0 +

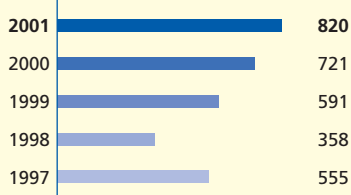
Global loans

For financing small and medium-scale ventures

- Bank Nederlandse Gemeenten NV _____	100.0
- Cooperatieve Centrale Raiffeisen - Boerenleenbank BA _____	75.0
- SNS Bank Nederland NV _____	37.5



Construction of HSL-Zuid



Austria

Individual loans were concentrated on communications (72 million), water management (16 million), industry (182 million) and health and education (150 million).

Finance contracts signed in 2001:

Individual loans

Fleet modernisation and expansion

Tyrolean Airways Tiroler Luftfahrt AG _____ 58.4 ●

Acquisition of three A320 Airbuses for renewal and expansion of medium-haul fleet

Austrian Airlines Österreichische Luftverkehrs AG _____ 13.5 ●

Extension and upgrading of Vienna's main wastewater treatment plant

Entsorgungsbetriebe Simmering GmbH _____ 16.0 +

Extension and Upgrading of R&D and production site for power chips in Villach (Kärnten)

Infineon Technologies Villach AG _____ 80.0 ★

Construction of polyolefin plant and R&D facilities and activities in Schwechat, near Vienna

Borealis GmbH _____ 52.0 ➔★

R&D activities and modernisation of production plant at Linz site (Upper Austria)

Voest-Alpine Stahl Linz GmbH _____ 50.0 ★

Refurbishment and construction of state schools and universities

Bundessimmobiliengesellschaft mBH _____ 100.0 ■➔▲

Extension and upgrading of hospital facilities in Mistelbach, north of Vienna (Lower Austria)

Gemeindeverband Allgemeines Öffentliches Krankenhaus _____ 20.0 ■▲

Construction of hospital in Vöcklabruck (Upper Austria), replacing two obsolete existing establishments

Landeskrankenhaus Errichtungs- und Vermietungs GmbH _____ 30.0 ▲

Global loans

For financing small and medium-scale ventures

- Bank Austria AG _____ 217.0
 - Raiffeisen Zentralbank Österreich AG _____ 74.1
 - Kommunalkredit Austria AG _____ 50.0
 - Erste Bank der Österreichischen Sparkassen AG _____ 38.4
 - Bank für Arbeit und Wirtschaft AG _____ 20.9

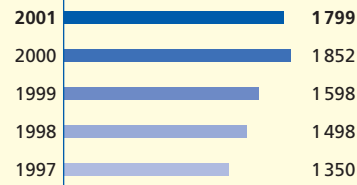


Chemical industry R&D

Finance contracts signed: 1 799 million
of which
Individual loans: 1 799 million



Individual loans supported the energy (115 million), communications (1 532 million, half of which for railway and urban infrastructure), water management (18 million) and industrial (135 million) sectors.



Finance contracts signed in 2001:

Individual loans

Extension of natural gas transmission and distribution network in north-western Portugal

Portgás Sociedade de Produção e Distribuição de Gás, S.A. _____ 20.0 ■▼

Construction of hydro-power plant on river Guadiana (Alentejo)

Empresa de Desenvolvimento e Infra-estruturas do Alqueva, S.A. _____ 65.0 ■▼

Extension of power generation and distribution capacity in the Azores

Electricidade dos Açores, S.A. _____ 30.0 ■▼+

Modernisation of rolling stock

CP - Caminhos de Ferro Portugueses, EP _____ 100.0 ■●

Modernisation of railway line connecting Lisbon to Alentejo and Algarve regions

REFER - Rede Ferroviária Nacional, EP _____ 90.0 ■●

Modernisation and extension of two railway lines in northern Portugal

REFER - Rede Ferroviária Nacional, EP _____ 59.9 ■➔

Construction of motorway in central Portugal

LUSOS CUT - Auto-Estradas das Beiras Litoral e Alta, S.A. _____ 470.0 ■●

Construction and operation of a motorway in southern Portugal

EUROSCUT - Sociedade Concessionária da Scut do Algarve, S.A. _____ 130.0 ■●

Extension of motorway network

Brisa Auto-Estradas de Portugal, S.A. _____ 60.0 ■●

Extension and upgrading of Lisbon's metro system

Metropolitano de Lisboa, EP _____ 230.0 ■➔

Creation of light metro system serving Greater Oporto area

Metro do Porto, S.A. _____ 200.0 ■➔

Technical upgrading of facilities at three airports

ANA - Aeroportos de Portugal S.A. _____ 29.9 ■●

Modernisation of air traffic control systems

Navegação Aérea de Portugal NAV, EP _____ 12.5 ■●

Modernisation of fixed telephony network

Portugal Telecom, S.A. _____ 150.0 ■●

Improvements to water supply and wastewater treatment infrastructure

Águas de Gaia, EM _____ 17.5 ■➔

Expansion of tyre factory in Lousado, northern Portugal (Minho)

Continental Mabor, S.A. _____ 40.0 ■

Upgrading and expansion of pharmaceutical manufacturing facilities and R&D centre in Loures (near Lisbon)

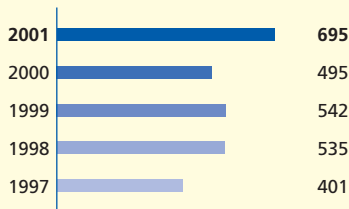
Hovione Farma Ciência, S.A. _____ 24.6 ■★

Construction and operation of three wholesale markets in Faro (south), Braga (north-west) and Lisbon (centre)

Mercado Abastecedor da Região de Faro, S.A.; Mercado Abastecedor da Região do Noroeste S.A.; Mercado Abastecedor da Região de Lisboa, S.A. _____ 70.0 ■➔



Faro Airport



Finland

Finance contracts signed: 695 million

of which

Individual loans: 645 million

Global loans: 50 million

Individual loans were directed towards energy (9 million), communications (174 million), water management and urban infrastructure (405 million), industry (45 million) and education (12 million).

Finance contracts signed in 2001:

Individual loans

Rehabilitation of combined heat and power plant and improvements to urban infrastructure
City of Tampere _____ 16.8 +

Technical upgrading of Helsinki-Tampere-Seinäjoki rail line
Suomen Tasavalta (Republic of Finland) _____ 33.6 ■●

Construction of Paimio-Muurla section of E18 motorway
Suomen Tasavalta (Republic of Finland) _____ 50.5 ●

Creation of third mobile telephony network
Suomen 2 G Oy _____ 90.0 ●

Water supply and wastewater collection and treatment network in city of Turku
Turku Regional Water _____ 50.0 +

Rehabilitation and extension of district heating networks and municipal infrastructure
City of Oulu _____ 34.0 +

Urban renewal and construction of schools and day-care centres in Vantaa, east of Helsinki
City of Vantaa _____ 25.1 +▲

Construction of social housing and rehabilitation of old housing
The Housing Fund of Finland _____ 300.0 +

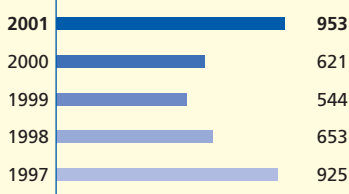
Upgrading of wood production and mechanical processing capacities on three sites at Kaskinen, Suolahti and Punkaharju, southern Finland
Finnforest Oyj _____ 45.0 ■

Global loans

For financing small and medium-scale ventures
Finnvera Oyj _____ 50.0



Urban regeneration in Vantaa



Sweden

Finance contracts signed: 953 million

of which

Individual loans: 875 million

Global loans: 78 million

Individual loans were devoted to energy (77 million), communications (541 million), urban infrastructure (33 million) as well as industry and services (225 million).

Finance contracts signed in 2001:

Individual loans

Construction of a biomass-fuelled combined heat and power plant in Östersund
Jaemtkraft AB _____ 30.6 ■+

Extension and renovation of district heating, cooling and power supply networks in Greater Stockholm area
Birka Vaerme Stockholm _____ 27.7 ▼+

Construction of combined heat and power plant in Eskilstuna, west of Stockholm
Eskilstuna Energi Och Miljoe AB _____ 18.5 +

Construction of southern section of Stockholm ring road
Swedish National Road _____ 105.4 +

Construction of Öresund rail-road fixed link between Copenhagen (Denmark) and Malmö (Sweden)
Öresundskonsortiet København _____ 5.0 ●

Design, manufacture and commissioning of 75 metro train sets for public transport system in Greater Stockholm area
Storstockholms Lokaltrafik AB _____ 105.4 +

Modernisation of short and medium-haul fleet
Scandinavian Airline System SAS _____ 37.6 ●

Expansion and modernisation of facilities at port of Göteborg
Port of Göteborg SA _____ 27.3 ●

R&D facilities and activities in field of telecommunications technologies
Telefonaktiebolaget LM Ericsson _____ 200.0 ■★

Extension of pan-European fibre-optic telecommunications network
Telia AB _____ 60.0 ●

Urban renewal and modernisation of road and public transport infrastructure in municipality of Norrköping, south-west of Stockholm
Municipality of Norrköping _____ 32.9 +

Upgrading and expansion of speciality metals manufacturing facilities in Sandviken, north of Stockholm
Sandvik AB _____ 75.4 ■



Development of telecommunications technologies

Upgrading of paper mill in Husum, north of Stockholm
M-Real Oyj _____ 150.0 ■

Global loans

For financing small and medium-scale ventures
- Svensk Exportkredit AB _____ 34.0
- Föreningsparbanken AB Swedbank _____ 43.7

Finance contracts signed: 2 337 million
of which
Individual loans: 1 734 million
Global loans: 603 million

United Kingdom



Individual loans focused on energy (144 million), communications (736 million, three-quarters of which for improvement of telecommunications networks), water management together with urban infrastructure (641 million) and health and education (212 million).

Finance contracts signed in 2001:

Individual loans

Extension and refurbishment of power grid in North West and development of power generation in England and Wales
United Utilities PLC _____ 144.3 ■▼+

Acquisition of new freight wagons
Ahaus Alstätter Eisenbahn AG _____ 30.0 ●

Upgrading of bus fleet
Stagecoach Holdings plc _____ 67.0 ■+

Modernisation of Gatwick and Stansted airports, near London
Gatwick Airport Ltd _____ 54.8 ●
Stansted Airport Ltd _____ 54.8 ●

Improvement and extension of capacity of mobile telecommunications network
One 2 One Personal Communications _____ 484.3 ●

Extension of pan-European fibre-optic telecommunications network
Telia AB _____ 45.0 ●

Upgrading of water supply and wastewater treatment infrastructure in - the Midlands
Severn Trent Water Ltd _____ 240.5 +

- Yorkshire
Yorkshire Water Services Ltd _____ 160.3 +

Urban regeneration including rehabilitation and construction of social housing
Halifax plc _____ 240.5 ■+

Refurbishment and modernisation of twenty schools in Kirklees (Yorkshire)
Kirklees Schools Services Ltd _____ 40.4 ■▲

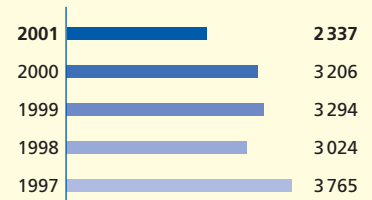
Refurbishment of eighteen schools in Edinburgh
Edinburgh Schools Partnership Ltd _____ 58.8 ▲

Restructuring of in-patient and out-patient services in four hospitals in Dudley (West Midlands)
Summit Healthcare (Dudley) Ltd _____ 113.0 ■▲

Global loans

For financing small and medium-scale ventures
- Barclays Bank PLC _____ 240.5
- Lloyds TSB Bank plc _____ 81.5
- Close Brothers Ltd _____ 80.8
- The Co-operative Bank p.l.c. _____ 40.2

For financing energy efficiency schemes
- Barclays Bank PLC _____ 160.3



Hospital care service

Projects financed under Article 18 of the Statute

A total of 174 million was made available for energy projects of direct interest to the European Union but located outside the territory (Norway and Iceland) of the Member States.

Finance contracts signed in 2001:

Norway

Individual loans

Development of Åsgard gas fields off Norwegian coast and laying of related gaslines to Germany
Total Norge AS _____ 135.0 ▼

Iceland

Individual loans

Upgrading of water and electricity distribution networks in Reykjavik
City of Reykjavik _____ 39.4 +

2001	2 659
2000	2 948
1999	2 373
1998	2 375
1997	1 544

Accession Countries

	2001		1997-2001	
	Total	(of which Pre-Accession Facility)	Total	(of which Pre-Accession Facility)
CENTRAL EUROPE	2 584	2 210	11 485	6 415
Poland	1 144	1 144	3 502	3 037
Hungary	483	443	1 303	1 168
Czech Republic	390	390	1 855	1 295
Slovenia	223	188	848	703
Bulgaria	130		703	
Slovak Republic	79		904	
Lithuania	55	5	196	5
Romania	40		1 865	
Estonia	35	35	132	112
Latvia	5	5	177	95
MEDITERRANEAN	75	75	413	325
Cyprus	50	50	385	300
Malta	25	25	28	25
Total	2 659	2 285	11 898	6 740

The amounts of loans financed under the Pre-Accession Facility appear *in italics*.
The amounts relating to projects featured in this list are expressed in millions of euro.



Railway modernisation

Central Europe

2 584.0

Poland

1 144.0

Rehabilitation of national roads
Republic of Poland _____

150.0

Improvement of cross-border road
connections between Poland and Czech
and Slovak Republics
Republic of Poland _____

140.0

Reconstruction of road infrastructure
between Krzywa and Bielany
(near Wrocław) on Pan-European
Corridor III (A4 motorway)
Republic of Poland _____

80.0

Rehabilitation and modernisation of
priority sections of rail network
PKP Polskie Linie Kolejowe SA _____

80.0

Development of fibre-optic
telecommunications network
Energis Polska SP Zoo _____

125.0

Extension of pan-European fibre-optic
telecommunications network
Telia AB _____

40.0

Improvements to wastewater systems and
other municipal infrastructure in Lodz
City of Lodz _____

31.0

Improvements to water and wastewater
systems and other municipal infrastructure
in Szczecin
City of Szczecin _____

20.0

Emergency aid programme for
reconstruction and repair of
infrastructure following floods
of July 2001

Republic of Poland _____

250.0

Upgrading of healthcare and
educational infrastructure in city
of Lodz

City of Lodz _____

25.0

Financing for small and medium-scale
ventures

Global loan to

- *ABN Amro Bank NV* _____

50.0

- *Powszechny Bank Kredytowy SA W*

Warszawie _____

50.0

- *Bank Gospodarstwa Krajowego* _____

33.0

- *BRE Bank SA* _____

20.0

- *BRE Leasing Sp Zoo* _____

Hungary

483.0

Rehabilitation of three railway lines
on Pan-European Corridors IV and V

- *Magyar Allamvasutak Rt* _____

60.0

- *Republic of Hungary* _____

90.0

Rehabilitation and upgrading of railway
network

Republic of Hungary _____

40.0

R&D facilities for telecommunications
technologies

Telefonaktiebolaget LM Ericsson _____

30.0

Extension of pan-European fibre-optic telecommunications network <i>Telia AB</i> _____	5.0	Bulgaria	130.0
Upgrading of municipal solid waste processing and wastewater treatment infrastructure <i>Republic of Hungary</i> _____	43.0	Rehabilitation of priority national roads <i>Republic of Bulgaria</i> _____	30.0
Reconstruction of basic infrastructure damaged by Tisza floods, north-eastern Hungary <i>Republic of Hungary</i> _____	60.0	Upgrading of Plovdiv-Dimitrovgrad-Svilengrad railway line <i>Republic of Bulgaria</i> _____	70.0
Financing for small and medium-scale ventures Global loan to - <i>Bank Austria Creditanstalt Hungary Rt</i> _____	20.0	Financing for small and medium-scale ventures Global loan to - <i>Hypovereinsbank Bulgaria GmbH</i> _____	20.0
- <i>Inter Europa Bank Rt</i> _____	20.0	- <i>First Investment Bank Ltd</i> _____	10.0
- <i>Raiffeisen Bank Rt</i> _____	35.0	Slovak Republic	79.0
- <i>HVB Bank Hungary Rt</i> _____	80.0	Construction of road bridge over Danube and several sections of urban access roads in Bratislava <i>Metro Bratislava a.s.</i> _____	45.0
Czech Republic	390.0	Realignment and technical upgrading of Hronsky Benadik-Nova Bana and Nova Bana-Rudno nad Hronom sections of I/65 road <i>Slovak Republic</i> _____	34.0
Development of motorway network <i>Czech Republic</i> _____	170.0	Lithuania	55.0
Extension of pan-European fibre-optic telecommunications network <i>Telia AB</i> _____	25.0	Construction and upgrading of road sections of Pan-European Corridors (Via Baltica, Via Hanseatica and Vilnius-Klaipeda motorway) <i>Lithuanian Road Administration</i> _____	50.0
Upgrading and extension of municipal infrastructure networks <i>City of Prague</i> _____	70.0	Extension of pan-European fibre-optic telecommunications network <i>Telia AB</i> _____	5.0
Financing for small and medium-scale ventures Global loan to - <i>HVB Bank Czech Republic AS</i> _____	100.0	Romania	40.0
- <i>Bank Austria Creditanstalt Czech Republic a.s.</i> _____	25.0	Financing for small and medium-scale ventures Global loan to - <i>Citibank Romania SA</i> _____	20.0
Slovenia	223.0	- <i>HVB Bank Romania SA</i> _____	20.0
Upgrading and extension of water supply and wastewater disposal networks <i>Ekolosko Razvojni Sklad Republike Slovenije PF</i> _____	10.0	Estonia	35.0
Expansion and modernisation of fixed telecommunications network <i>Telekom Slovenije, d.d.</i> _____	100.0	Extension of pan-European fibre-optic telecommunications network <i>Telia AB</i> _____	5.0
Expansion and upgrading of GSM mobile telephony network <i>Mobitel Telekomunikacijske Storitve d.d.</i> _____	48.0	Financing for small and medium-scale ventures in Estonia, Latvia and Lithuania Global loan to Hansabank _____	30.0
Expansion and modernisation of fixed telecommunications network <i>Telekom Slovenije, d.d.</i> _____	35.0	Latvia	5.0
Financing for small and medium-scale ventures Global loan to Bank Austria d.d., Ljubljana _____	30.0	Extension of pan-European fibre-optic telecommunications network <i>Telia AB</i> _____	5.0
Mediterranean	75.0	Malta	25.0
Cyprus	50.0	Financing for small and medium-scale ventures Global loan to Bank of Valletta plc _____	25.0
Equipping of new hospital in Nicosia <i>Republic of Cyprus</i> _____	50.0		



Wastewater treatment in Hungary



Agricultural processing in Malta

Partner Countries

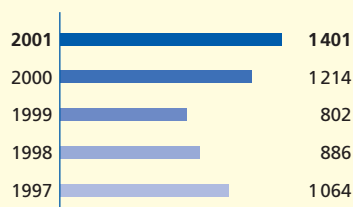
	2001		1997-2001	
	Total	of which budgetary resources	Total	of which budgetary resources
Euro-Mediterranean Partnership Countries	1 401	6	5 366	202
ACP/OCT	520	332	1 896	989
South Africa	150		776	
Asia and Latin America	543		2 124	
Balkans	319		625	
Total	2 933	338	10 787	1 191

In the following list, loans from own resources are indicated by ❖, and financing operations from budgetary resources by ▶.

The amounts relating to projects featured in this list are expressed in millions of euro.

Euro-Mediterranean Partnership Countries

Maghreb Countries	730.0	Other	485.0		
Morocco	280.0	Turkey	370.0		
Construction of pumped storage power plant, south-east of Casablanca <i>Office National de l'Electricité</i> _____	90.0	❖	Wastewater treatment and sewerage networks in city of Mersin on Mediterranean coast <i>Mersin Water & Sewerage Administration</i> _____	60.0	❖
Construction of two motorways between Sidi El Yamani and Tangier and between Casablanca and El Jadida <i>Société Nationale des Autoroutes du Maroc</i> _____	100.0	❖	Urban development in Eskisehir <i>Eskisehir Bueyueksehir Belediyesi</i> _____	110.0	❖
Improvement of drinking water supply in a number of Moroccan towns <i>Office National de l'Eau Potable</i> _____	50.0	❖	Rehabilitation and reconstruction of industrial installations in earthquake-damaged regions <i>Republic of Turkey</i> _____	75.0	❖
Rehabilitation of hydro-agricultural equipment belonging to Regional Agricultural Development Agencies <i>Kingdom of Morocco</i> _____	40.0	❖	Financing for small and medium-scale ventures Global loan to: - <i>Turkiye Vakiflar Bankasi Tao</i> - <i>Turkiye Sinai Kalkinma Bankasi AS</i> - <i>Sinai Yatirim Bankasi AS</i> _____	125.0	❖
Algeria	225.0		Syria	115.0	
Construction of drinking water supply network between Taksebt dam and Algiers <i>Banque Algérienne de Développement</i> _____	225.0	❖	Upgrading of medium-voltage power distribution facilities <i>Syrian Arab Republic</i> _____	115.0	❖
Tunisia	225.0		Mashreq Countries	180.0	
Upgrading and construction of road network around lake of Bizerte, north of Tunis <i>Republic of Tunisia</i> _____	30.0	❖	Egypt	180.0	
Upgrading of drinking water supply to eastern coastal regions of Sahel and Sfax <i>Société Nationale d'Exploitation et de Distribution des Eaux SA</i> _____	95.0	❖	Construction of natural gas-fired combined-cycle power plant in Cairo <i>Egyptian Electricity Holding Company</i> _____	150.0	❖
Financing for small and medium-scale ventures mounted by Tunisian enterprises <i>10 Tunisian banks</i> _____	100.0	❖	Financing for small and medium-scale ventures Global loan to Export Development Bank of Egypt _____	30.0	❖
			Mediterranean Group	6.0	
			Financing for participations in investment funds <i>Conditional loan to EFG-Hermes Middle East Technology Fund Ltd</i> _____	6.0	▶



Support for SMEs in Tunisia

African, Caribbean, Pacific (ACP) States and OCT

Africa 444.4

Africa Group 10.0

Participation in capital of investment fund dedicated to equity or quasi-equity investment in microfinance institutions in Africa

Conditional loan to Africap Microfinance Fund Ltd _____ 2.0 ▶

Regional fund to provide early stage equity in mineral resource companies throughout Africa

African Lion Ltd _____ 8.0 ▶

Central and Equatorial Africa 144.0

Regional - Chad-Cameroon 144.0

Construction of oil pipeline linking Doba oil fields in Southern Chad to offshore terminal near Kribi in Cameroon

- Conditional loan to Republic of Cameroon _____ 35.7 ▶

- Conditional loan to Republic of Chad _____ 20.3 ▶

- Esso Pipeline Investments Ltd (Chad-Cameroon) _____ 54.0 ❖

- Chevron Overseas Petroleum Cameroon Ltd _____ 29.0 ❖

- Chevron Overseas Petroleum (Chad) _____ 5.0 ❖

Southern Africa and Indian Ocean 138.8

Swaziland 5.0

Upgrading of national electricity grid

Conditional loan to Kingdom of Swaziland _____ 5.0 ▶

Mauritius 35.0

Rehabilitation and extension of sewerage networks in Plaines Wilhems area

Republic of Mauritius _____ 35.0 ❖

Malawi 4.0

Construction of two business-class hotels in Blantyre and Lilongwe

Conditional loan to Blantyre Hotels Ltd _____ 4.0 ▶

Mozambique 23.9

Expansion of aluminium smelter near Maputo

Conditional loan to Republic of Mozambique _____ 20.0 ▶

Feasibility study for expansion of power transmission and distribution facilities in Beira region, central Mozambique

Conditional loan to Electricidade de Moçambique _____ 1.0 ▶

Participation in fund for investing in SME equity

Fundo de Investimento de Capital de Risco em Empresas de Moçambique _____ 2.9 ▶

Namibia 35.0

Extension and upgrading of national power grid

Namibian Power Corporation Ltd _____ 35.0 ❖

Zambia 27.0

Feasibility study for mining of copper deposits in Lumwana

Conditional loan to Equinox Copper Ventures Ltd _____ 7.0 ▶

Financing for small and medium-scale private-sector ventures

Conditional global loan to African Banking Corporation Zambia Ltd, Barclays Bank of Zambia Ltd, Indo-Zambia Bank Ltd, Industrial Credit Company Ltd, Stanbic Bank Zambia Ltd and Standard Chartered Bank Zambia Ltd _____ 20.0 ▶

Regional - Indian Ocean 8.9

Participation in regional fund for financing equity and quasi-equity investment in private companies in Indian Ocean region

Bourbon Axa Investment Fund _____ 8.9 ▶

East Africa 85.3

Tanzania 55.0

Development of indigenous natural gas reserves with a view to thermal power generation

Conditional loan to - United Republic of Tanzania _____ 50.0 ▶

- Tanzania Development Finance Company Ltd _____ 5.0 ▶

Uganda 25.0

Financing for small and medium-scale ventures

Conditional global loan to Republic of Uganda _____ 25.0 ▶

Kenya 4.4

Construction of plant-breeding and propagation facilities in Thika

Conditional loan to Kenya Cuttings Ltd _____ 4.4 ▶

Regional - East Africa 0.9

Feasibility study for joint air traffic control system for international flights in East African airspace and creation of air safety agency

Conditional loan to:

- Republic of Kenya _____ 0.3 ▶

- Republic of Uganda _____ 0.3 ▶

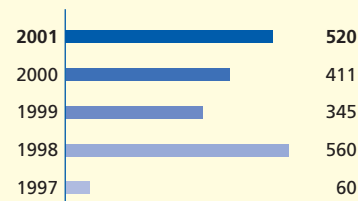
- United Republic of Tanzania _____ 0.3 ▶

West Africa 66.3

Senegal 16.0

Improvement of drinking water supply system and sewerage infrastructure for Dakar region

Conditional loan to Republic of Senegal _____ 16.0 ▶



Horticulture, Kenya



Ziga dam, Burkina Faso

Burkina Faso 14.0

Extension of network for supplying drinking water to Ouagadougou from Ziga dam
Conditional loan to Burkina Faso 14.0 ▶

Ghana 13.5

Modernisation and extension of agro-industrial complex in Tema
Conditional loan to Ghana Agro-Food Company Ltd 4.5 ▶

Financing for small and medium-scale leasing operations
Conditional global loan to General Leasing & Finance Company Ltd, Ghana Leasing Co, Leasafic Ghana Ltd 9.0 ▶

Mauritania 12.0

Financing for small and medium-scale ventures
Conditional global loan to Banque Mauritanienne pour le Commerce International, Banque pour le Commerce et l'Industrie, Générale de Banque de Mauritanie, Mauritanie Leasing 11.0 ▶

Expansion and modernisation of meltshop in Nouhadibou
Conditional loan to Société Arabe du Fer et de l'Acier - SAFA 1.0 ▶

Mali 5.7

Establishment of cotton spinning mill in Bamako
Conditional loan to Fils et Tissage Naturel d'Afrique de l'Ouest 3.7 ▶

Microfinance: establishment of financing system for agricultural inputs (fertiliser, seed) and small-scale equipment for cotton cultivation
Conditional loan to Kafo Jiginew 2.0 ▶

Nigeria 5.0

Financing for small and medium-scale ventures
Conditional global loan to Ventures and Trusts Ltd 5.0 ▶

Benin 0.1

Financing for small and medium-scale ventures and micro-finance institutions
Conditional global loan to Republic of Benin 0.1 ▶

Caribbean 73.0

Dominican Republic 25.0

Financing for small and medium-scale ventures
 - *Global loan to Banco BHD* 10.0 ❖
 - *Conditional global loan to Banco de Desarrollo ADEMI, S.A.* 15.0 ▶

Guyana 20.0

Extension and technical upgrading of electricity generation and transmission system
Conditional loan to Guyana Power and Light Inc 20.0 ▶

Barbados 15.0

Upgrading and expansion of Grantley Adams international airport, southern Barbados
Barbados Airport Inc 15.0 ❖

Saint Lucia 8.0

Financing for small and medium-scale ventures
 - *Global loan to Bank of St Lucia Ltd* 5.0 ❖
 - *Conditional global loan to Bank of St Lucia Ltd* 3.0 ▶

Regional - Caribbean 5.0

Reinforcement of capital base of intermediary financial institution supporting very small ventures in southern and eastern Caribbean
Conditional loan to Caribbean Microfinance Ltd 5.0 ▶

OCT 3.0

Turks and Caicos Islands 3.0

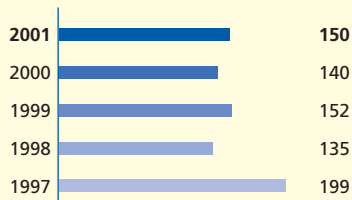
Financing for small and medium-scale ventures
Conditional global loan to Turks and Caicos Islands Investment Agency 3.0 ▶

South Africa

Modernisation and technical upgrading of N1 linking Pretoria and Warmbaths to the north and N4 linking Pretoria and Botswana border to the west
Bakwena Platinum Corridor Concessionaire (Proprietary) Ltd 50.0 ❖

Financing for small and medium-scale infrastructure
Global loan to INCA - Infrastructure Finance Corporation Ltd 40.0 ❖

Financing for small and medium-scale ventures
Global loan to FirstRand Bank Ltd, Nedcor Bank Ltd and Standard Bank of South Africa Ltd 60.0 ❖



Latin America and Asia

Latin America 365.2

Brazil 171.1

Expansion and modernisation of natural gas distribution network in State of São Paulo
COMGAS Companhia de Gás de São Paulo _____ 46.8 ❖

Expansion and modernisation of power transmission and distribution networks in State of Rio de Janeiro
Light Serviços de Electricidade SA _____ 33.6 ❖

Construction of cold-rolling and hot-dip galvanising plant in State of Santa Catarina
Vega do Sul SA _____ 58.0 ❖

Planting of eucalyptus forests in State of Bahia for producing pulpwood
Veracel Celulose SA _____ 32.7 ❖

Argentina 123.9

Construction of gas-fired power plant in Buenos Aires metropolitan area
Central Dock Sud SA _____ 77.3 ❖

Production of gearboxes for passenger cars in Córdoba
Volkswagen Argentina SA _____ 46.6 ❖

Balkans

Croatia 146.0

Rehabilitation and modernisation of Croatian railway section of Pan-European Corridor Vc
Republic of Croatia _____ 40.0 ❖

Technical upgrading of priority sections of national road network
Hrvatske Ceste Doo _____ 60.0 ❖

Financing for small and medium-scale ventures
Global loan to
- Hypovereinsbank Croatia DD _____ 20.0 ❖
- Hrvatska Banka Za Obnovu i Razvitak _____ 10.0 ❖
- Privredna Banka Zagreb d.d. _____ 16.0 ❖

Federal Republic Of Yugoslavia 66.0

Rehabilitation of transport infrastructure in Serbia and Montenegro: road repair, reconstruction of breakwater at port of Bar and infrastructure works at Belgrade international airport
Federal Republic of Yugoslavia _____ 66.0 ❖

Panama 54.2

Upgrading and extension of telecommunications installations
Cable & Wireless Panama SA _____ 54.2 ❖

Mexico 15.9

Construction of glass fibre production plant near Puebla, eastern Mexico
Vetrotex America SA de CV _____ 15.9 ❖

Asia 177.5

Philippines 93.2

Construction of second integrated circuits assembly and test plant in Calamba, near Manila
Philips Semiconductors Philippines Inc _____ 93.2 ❖

China 56.2

Construction of toll expressway and ancillary roads between Nanning and Vietnamese border
People's Republic of China _____ 56.2 ❖

Indonesia 28.1

Financing for small and medium-scale ventures
Global loan to Bank Rabobank International Indonesia Pt _____ 28.1 ❖

Albania 47.0

Upgrading of power transmission and distribution networks
Korporata Elektroenergetike Shqiptare SA _____ 30.0 ❖

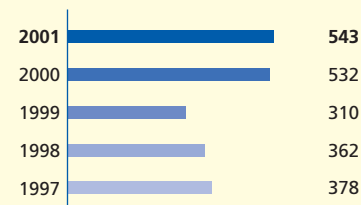
Rehabilitation of basic infrastructure of port of Durrës and reconstruction of breakwater
Republic of Albania _____ 17.0 ❖

Bosnia-Herzegovina 40.0

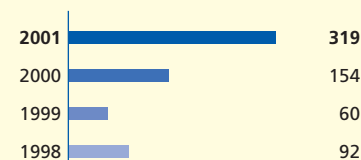
Rehabilitation of several railway sections of Pan-European Transport Corridors
Bosnia-Herzegovina _____ 40.0 ❖

FYROM 20.0

Financing for small and medium-scale ventures
Global loan to Former Yugoslav Republic of Macedonia _____ 20.0 ❖



Assembly of integrated circuits



Modernisation of road network in Serbia and Croatia



European Investment Fund

Venture capital operations

800,1

(and target sectors of funds supported by the EIF)

Belgium	23.7	France	87.1
E-Capital (ICT, biotechnologies, health) _____	7.5	Auriga Ventures II (ICT, life sciences) _____	13.0
Fagus NV (Fortis Bank VC) (ICT, life sciences) _____	12.5	BIOAM (biotechnologies) _____	10.0 *
Privast Capital Partners (ICT, Internet, multimedia) _____	3.7 *	Finadvance Ventures I (technologies/regional) _____	1.6 *
Denmark	23.5	Fonds de promotion pour le Capital-risque (ICT, life sciences, new materials) _____	50.0
Danske e Ventures Seed K/S (ICT, multimedia) _____	13.4	Science & Innovation 2001 (technologies) _____	12.5
Symbion Capital I A/S (ICT, biotechnologies, life sciences) _____	10.1 *	Ireland	20.0
Germany	79.2	Trinity Venture Fund 2 (ICT, electronics, telecommunications) _____	20.0
BC Venture (technologies) _____	17.0	Italy	55.0
Brockhaus Private Equity GmbH & Co KG (TIMES) _____	10.0	Angelventures Serviços de Consultoria SA (technologies) _____	15.0
EquiNet Early Stage Fonds Nr 1 GmbH & Co KG (ICT, Internet) _____	2.2 *	Athena Private Equity Fund (technologies/regional) _____	15.0
Heidelberg Innovation BioScience Venture II (biotechnologies) _____	20.0	Fontech (ICT) _____	5.0 *
Polytechnos Ventures Fund II (ICT, telecoms, life sciences) _____	18.0	Fineco Capital SCA (generalist) _____	10.0
Technostart Ventures II (technologies) _____	12.0	Quadrivio New Old Economy Fund (technologies/regional) _____	10.0
Greece	20.0	Luxembourg	2.3
NBG Technology L.P. (ICT) _____	20.0	New Tech Venture Capital Fund (ICT, Internet, multimedia) _____	2.3 *
Spain	70.0	Netherlands	15.0
GED Iberian Fund (generalist) _____	10.0	Life Sciences Partners II B.V. (life sciences) _____	15.0
Highgrowth (ICT, biotechnologies) _____	10.0	Austria	7.9
Milenia L.P. (technologies) _____	30.0	GO Equity II LP (biotechnologies, telecoms, electronics) _____	7.9
Spinnaker Invest (technologies) _____	20.0	Portugal	10.0
		Caravela Fund B.V. (generalist) _____	10.0 *



Biotechnologies

Sector abbreviations:

ICT: Information and communication technologies

TIMES: Telecoms, Internet, multimedia, entertainment, services

* Operations mounted with Community budgetary resources under the "European Technology Facility / Start-up"; the other operations mounted with own resources or EIF resources.



Information and communications technologies

Finland	4.0	Bio Fund Ventures III LP <i>(life sciences)</i> _____	20.4
Grow How Rahasto I Ky <i>(ICT, biotechnologies)</i> _____	4.0 *	CIM Venture Fund for Creative Industries LP <i>(content industries)</i> _____	7.4
Sweden	43.7	Digital Networks-european Digital Infrastructure Fund 1 <i>(technologies)</i> _____	10.0
Innkap 3 Partners KB <i>(ICT, life sciences)</i> _____	15.0	Gilde Europe Food & Agribusiness Fund BV <i>(biotechnologies, agribusiness)</i> _____	15.0
Litorina Kapital 2001 KB <i>(ICT, e-migration)</i> _____	9.5	IMH Venture Capital Berlin GmbH <i>(TIMES, life sciences)</i> _____	10.0
Swedstart Life Science Fund KB <i>(ICT, life sciences)</i> _____	9.6	Prime Technology Ventures <i>(ICT, telecoms, electronics)</i> _____	20.0
Swedstart Tech Fund KB <i>(ICT, life sciences)</i> _____	9.6	Sofinnova Capital 4 <i>(ICT, life sciences)</i> _____	10.0
United Kingdom	116.3	TechFund Capital Europe FCPR <i>(ICT, technologies)</i> _____	3.8
Scottish Equity Partners II <i>(software, micro-electronics, biotechnologies)</i> _____	31.9	View Point Ventures <i>(technologies)</i> _____	10.0
The First Cambridge Gateway Fund <i>(ICT, telecoms, biotechnologies)</i> _____	13.8	Accession countries	65.0
The UK High Technology Ltd <i>(technologies)</i> _____	8.1	Baltic Investment Fund III LP <i>(generalist and ICT, distribution, logistics, industry)</i> _____	7.5
The Viridian Growth Fund <i>(generalist/regional)</i> _____	5.4	Baltic SME Fund LP <i>(generalist and ICT, distribution, logistics, industry)</i> _____	2.5
UK Regional Venture Capital scheme <i>(generalist/regional)</i> _____	57.1	Baring Central Europe Fund <i>(generalist)</i> _____	20.0
Pan-European / multi-country funds	157.6	Innova/3 LP <i>(spin-offs, management buy-ins, new technologies)</i>	20.0
Add One <i>(ICT, telecoms)</i> _____	30.0	Raiffeisen CEE Private Equity <i>(generalist)</i> _____	15.0
Avlar Bioventures Fund II LP <i>(biotechnologies)</i> _____	21.0		

Guarantee operations

Category	Signatures
EIF risk: own resources	317.2
Growth and Environment	86.0
EIF management, Community budget risk:	
SME Guarantee Facility	554.8
Total	958.0

Product	Financial intermediary	Country	Commitment
Credit enhancement	FCF 2001 / Fortis	Belgium	15.0
	FCC GIAC 4 / CDC - IXIS	France	20.0
	Promise - K 2001 - 1 / Dresdner Bank	Germany	47.5
	Promise - G 2001 - 1 / BW Bank	Germany	41.3
	Lombarda Lease Finance 1	Italy	45.0
	FTPYM - 2 / BBVA	Spain	40.1
Insurance	Finans Nord	Denmark	54.0
	Caisse Nationale de Crédit Agricole	France	15.0
Structured finance	BC Mezzanine GmbH	Germany	10.7
	Merseyside SI Mezzanine Fund	United Kingdom	1.2
	Objective I Alliance MSIF III	United Kingdom	16.1
	Objective I Alliance Wales	United Kingdom	7.6
	Objective I Alliance Yorkshire	United Kingdom	3.7
Growth and Environment	Fortis	Belgium	5.0
	Fortis	Belgium	5.0
	ING Bank	Netherlands	5.0
	KBC Bank	Belgium	7.5
	Bank Austria	Austria	5.0
	Spar Nord Bank	Denmark	1.0
	Unibank A/S	Denmark	7.0
	Finnvera	Finland	10.0
	Finnvera	Germany	10.0
	Mediocredito Lombardo	Italy	12.5
BP Emilia Romagna	Italy	8.0	
Banco BPI	Portugal	10.0	
SME Guarantee Facility	Artigiancredit Lombardia	Italy	29.0
	Artigiancredito Toscano	Italy	23.5
	BBMKB	Netherlands	62.6
	Bürges	Austria	51.8
	Deutsche Ausgleichsbank	Germany	110.4
	Eurofidi	Italy	25.0
	Federfidi Lombarda	Italy	33.5
	Finnvera	Finland	8.3
	Growth Fund	Denmark	26.7
	Interconfidi Nordest	Italy	25.0
	Mediocredito Centrale	Italy	89.7
	SIAGI	France	12.5
	Artigiancredit Emilia Romagna	Italy	51.5
	Kreditanstalt für Wiederaufbau	Germany	5.3



R&D



Electronics technology



European Investment Bank

Statistical supplement

		Page
Section I	Financing provided within the European Union (contracts signed)	
Table A	Breakdown by country and objective in 2001	26
Table B	Breakdown by country and objective from 1997 to 2001	26
Table C	Breakdown by country and sector in 2001	27
Table D	Breakdown by country and sector from 1997 to 2001	27
Table E	Detailed breakdown by sector in 2001 and from 1997 to 2001	28
Table F	Breakdown by region in 2001 and from 1997 to 2001	29-30-31
Section II	Financing provided outside the European Union (contracts signed)	
Table G	Conventions, Agreements, Facilities, Financial Protocols and Decisions in force or under negotiation at 28 January 2002	32
Table H	Breakdown by country and sector In the Accession Countries in 2001	33
Table I	In the Accession Countries from 1997 to 2001	33
Table J	In the Partner Countries in 2001	34
Table K	Breakdown by country and sector from 1997 to 2001 In the Euro-Mediterranean Partnership Countries	34
Table L	In the ACP States and the OCT	35
Table M	In South Africa	36
Table N	In Asia and Latin America	36
Table O	In the Balkans	36
Section III	Borrowings signed	
Table P	Borrowings signed in 2001 - List of operations	37-38
Table Q	Borrowings signed in 2001 - Breakdown by currency before/after swaps	39
Table R	Borrowings signed (before swaps) in 2001 under medium-term note or debt issuance programmes	39
Table S	Borrowings signed (before swaps) from 1997 to 2001	40
Table T	Borrowings signed (after swaps) from 1997 to 2001	41
Table U	Resources raised in ECU/EUR from 1981 to 2001	41

Table A: Individual loans provided within the European Union in 2001
Breakdown by country and objective ⁽¹⁾

(EUR million)

	Regional development	Human capital	European communications infrastructure	Environment and quality of life	Energy	Industrial competitiveness
Belgium	—	—	—	75	—	—
Denmark	281	231	733	137	50	—
Germany	2 440	999	300	692	199	904
Greece	1 608	406	923	100	143	30
Spain	2 986	48	1 234	1 013	638	130
France	951	—	841	323	—	485
Ireland	425	—	125	—	200	100
Italy	2 782	—	1 270	999	1 270	99
Luxembourg	10	—	—	10	—	10
Netherlands	—	—	400	174	—	—
Austria	120	150	72	168	—	182
Portugal	1 799	—	1 042	607	115	25
Finland	79	12	174	426	—	—
Sweden	456	—	130	320	28	200
United Kingdom	605	212	669	852	144	—
Other (Art. 18) ⁽²⁾	—	—	—	39	135	—
Total	14 542	2 057	7 913	5 937	2 923	2 165

(1) As certain financing operations meet several objectives, the totals for the various headings cannot be meaningfully added together.

(2) Financing akin to operations within the European Union authorised under the second paragraph of Article 18(1) of the Bank's Statute.

Table B: Individual loans provided within the European Union from 1997 to 2001
Breakdown by country and objective

(EUR million)

	Regional development	Human capital	European communications infrastructure	Environment and quality of life	Energy	Industrial competitiveness
Belgium	1 105	—	1 363	384	51	64
Denmark	1 875	349	3 202	600	328	106
Germany	8 843	2 579	2 859	4 600	1 118	1 658
Greece	5 785	494	3 356	1 186	580	107
Spain	11 719	556	7 279	3 510	1 908	135
France	3 791	56	3 268	1 818	—	1 137
Ireland	926	—	125	72	613	100
Italy	11 606	182	8 002	5 016	3 105	985
Luxembourg	210	—	293	130	80	130
Netherlands	20	—	568	892	57	57
Austria	546	150	480	606	449	511
Portugal	7 611	126	4 477	1 876	761	25
Finland	1 450	12	1 057	1 055	172	328
Sweden	1 290	57	1 563	1 299	530	399
United Kingdom	7 877	481	5 353	5 706	2 008	665
Other (Art. 18)	—	—	397	114	497	—
Total	64 655	5 041	43 641	28 865	12 256	6 407

Table C: Loans provided within the European Union in 2001 ⁽¹⁾
Breakdown by country and sector

(EUR million)

	Infrastructure							Global loans (*)
	Total	Individual loans	Energy	Communications	Water management and sundry	Industry Services Agriculture	Health Education	
Belgium	365	75	—	—	75	—	—	290
Denmark	1 172	1 101	50	686	—	134	231	71
Germany	6 017	3 170	199	360	67	1 544	999	2 847
Greece	1 658	1 608	143	1 053	—	6	406	50
Spain	4 559	3 269	638	2 021	58	505	48	1 290
France	3 825	1 706	—	1 161	45	500	—	2 119
Ireland	525	425	200	225	—	—	—	100
Italy	5 488	3 112	1 270	860	296	686	—	2 376
Luxembourg	10	10	—	—	—	10	—	—
Netherlands	787	574	—	400	174	—	—	213
Austria	820	420	—	72	16	182	150	400
Portugal	1 799	1 799	115	1 532	18	135	—	—
Finland	695	645	9	174	405	45	12	50
Sweden	953	875	77	541	33	225	—	78
United Kingdom	2 337	1 734	144	736	641	—	212	603
Other (Art. 18)	174	174	165	—	10	—	—	—
Total	31 184	20 697	3 010	9 820	1 837	3 973	2 057	10 486
(*) of which: - "Standard" global loans								7 931
- "Portfolio" global loans								2 555

Table D: Loans provided within the European Union from 1997 to 2001 ⁽¹⁾
Breakdown by country and sector

(EUR million)

	Infrastructure							Global loans (*)
	Total	Individual loans	Energy	Communications	Water management and sundry	Industry Services Agriculture	Health Education	
Belgium	3 091	1 885	51	1 363	323	149	—	1 206
Denmark	4 536	4 341	306	3 346	73	267	349	195
Germany	26 045	11 815	1 031	2 902	2 580	2 723	2 579	14 231
Greece	6 271	5 786	580	4 006	550	156	494	486
Spain	18 592	13 505	1 603	9 056	853	1 437	556	5 087
France	16 908	6 378	—	4 508	203	1 611	56	10 529
Ireland	1 454	926	613	225	72	16	—	528
Italy	22 901	15 702	2 942	7 133	2 935	2 510	182	7 199
Luxembourg	511	503	80	293	—	130	—	9
Netherlands	2 156	1 460	—	568	835	57	—	695
Austria	3 045	1 868	449	480	184	605	150	1 178
Portugal	8 098	7 611	673	5 974	484	354	126	487
Finland	2 668	2 332	151	1 045	426	699	12	336
Sweden	3 695	3 531	585	2 079	255	555	57	165
United Kingdom	15 626	12 637	2 008	5 577	3 048	1 523	481	2 990
Other (Art. 18)	1 058	958	526	397	34	—	—	100
Total	136 655	91 235	11 598	48 952	12 855	12 790	5 041	45 420
(*) of which: - "Standard" global loans								35 271
- "Portfolio" global loans								10 149

(1) The portfolio of venture capital operations was transferred to the EIF on 1 January 2001.

Table E: Loans provided within the European Union in 2001 and from 1997 to 2001
Detailed breakdown by sector

	(EUR million)			
	2001		1997-2001	
	Amount	% of total	Amount	% of total
Energy and infrastructure	14 667	47.0	73 404	53.7
Energy	3 010	9.7	11 598	8.5
Production	1 302	4.2	5 051	3.7
Electricity	1 039	3.3	3 358	2.5
Oil and natural gas	155	0.5	1 246	0.9
Heat	108	0.3	447	0.3
Transmission and supply	1 708	5.5	6 547	4.8
Electricity	1 442	4.6	4 758	3.5
Oil and natural gas	220	0.7	1 368	1.0
Heat	45	0.1	421	0.3
Transport	7 855	25.2	37 263	27.3
Roads, motorways	2 627	8.4	12 999	9.5
Air transport	1 014	3.3	6 995	5.1
Railways	1 648	5.3	8 853	6.5
Urban transport	1 618	5.2	5 230	3.8
Intermodal freight terminals and other	—	—	13	0.1
Exceptional structures	325	1.0	2 215	1.6
Maritime transport	623	2.0	958	0.7
Telecommunications	1 965	6.3	11 689	8.6
Networks, exchanges and international cables	1 195	3.8	6 510	4.8
Mobile telephony	700	2.2	4 757	3.5
Satellites, ground stations	70	0.2	421	0.3
Water, sewerage, solid waste	939	3.0	6 806	5.0
Water catchment, treatment and supply	468	1.5	4 053	3.0
Sewerage and waste management	471	1.5	2 753	2.0
Urban infrastructure	898	2.9	6 049	4.4
Urban renewal	898	2.9	4 048	3.0
Urban development schemes	—	—	2 000	1.5
Industry, services, health, education, agriculture	6 030	19.3	17 831	13.0
Industry	2 917	9.4	10 718	7.8
Transport equipment	1 095	3.5	4 008	2.9
Basic metals and metal products	585	1.9	1 378	1.0
Pulp, paper products; publishing and printing	189	0.6	1 370	1.0
Chemicals and chemical products	209	0.7	1 553	1.1
Refined petroleum products	15	0.1	276	0.2
Electrical engineering and electronics	688	2.2	1 217	0.9
Woodworking and wood products	95	0.3	214	0.2
Rubber and plastics	40	0.1	108	0.1
Food products and beverages	—	—	155	0.1
Other non-metallic mineral products	—	—	202	0.1
Machinery and equipment	—	—	236	0.2
Services	981	3.1	1 997	1.5
Health, education	2 057	6.6	5 041	3.7
Health	672	2.2	2 342	1.7
Education, training	1 386	4.4	2 699	2.0
Agriculture, fisheries, forestry	75	0.2	75	0.1
Total individual loans	20 697	66.4	91 235	66.8
Total global loans	10 486	33.6	45 420	33.2
Grand total	31 184	100.0	136 655	100.0

Table F: Breakdown of loans by region in 2001 and from 1997 to 2001

This analytical table is based on NUTS 1 or 2 regional classification, depending on the country concerned. Where possible, individual loans covering several regions have been subdivided. EUROSTAT 2000 estimates of per capita GDP expressed in terms of purchasing power parities (EUR15 = 100). 1999 unemployment rate (EUR15 = 10.1). 1998 population figures ('000).

	(Amounts in EUR million)				
	GDP per capita	Unemployment rate (%)	Population (‘000)	2001	1997-2001
Belgium	111	8.8	10 214	365	3 091
Bruxelles-Brussel	169	14.0	955	—	238
Vlaams Gewest	115	5.6	5 927	75	657
Région wallonne	88	13.4	3 333	—	489
Multiregional	—	—	—	—	501
Global loans	—	—	—	290	1 206
Denmark	119	5.6	5 330	1 172	4 536
Hovedstadsregionen	—	—	—	671	1 798
Oest for Storebaelt	—	—	—	—	273
Vest for Storebaelt	—	—	—	124	902
Multiregional	—	—	—	306	1 367
Global loans	—	—	—	71	195
Germany	108	8.9	82 087	6 017	26 045
Hamburg	186	7.9	1 703	30	544
Bremen	144	13.0	679	50	469
Hessen	131	6.7	6 044	—	115
Bayern	123	5.0	12 121	615	1 278
Baden-Württemberg	122	5.1	10 451	—	637
Nordrhein-Westfalen	110	8.2	17 988	425	1 015
Berlin	102	13.7	3 393	150	2 056
Schleswig-Holstein	102	7.4	2 771	80	107
Niedersachsen	99	8.2	7 882	—	250
Saarland	99	8.5	1 073	48	402
Rheinland-Pfalz	98	6.4	4 028	64	285
Brandenburg	71	16.0	2 594	419	661
Sachsen	71	16.2	4 475	358	774
Mecklenburg-Vorpommern	71	17.5	1 794	195	666
Thüringen	70	14.3	2 456	133	695
Sachsen-Anhalt	68	19.9	2 663	585	968
Multiregional	—	—	—	16	893
Global loans	—	—	—	2 847	14 231
Greece	66	11.7	10 516	1 658	6 271
Attiki	74	12.5	3 450	812	3 424
Voreia Ellada	63	12.4	3 404	195	908
Kentriki Ellada	59	11.0	2 646	471	788
Multiregional	—	—	—	130	665
Global loans	—	—	—	50	486
Spain	81	16.2	39 418	4 559	18 592
Madrid	110	13.5	5 033	767	2 717
Comunidad Foral de Navarra	106	8.6	530	—	87
Baleares	100	7.2	741	21	262
Cataluña	100	10.9	6 055	274	1 551
Pais Vasco	99	14.8	2 046	443	879
La Rioja	93	7.2	259	—	34
Aragon	88	9.6	1 173	30	199
Comunidad Valenciana	77	14.4	3 940	267	914
Canarias	77	14.5	1 603	21	223
Cantabria	76	15.8	526	16	52
Castilla-León	74	15.8	2 489	294	556
Principado de Asturias	72	18.4	1 055	31	201
Murcia	67	14.6	1 104	48	140
Castilla La Mancha	67	15.7	1 713	67	346
Galicia	64	16.9	2 713	37	412
Andalucía	58	27.1	7 218	445	1 233
Extremadura	50	25.7	1 083	—	239
Multiregional	—	—	—	508	3 462
Global loans	—	—	—	1 290	5 087

Table F: Breakdown of loans by region in 2001 and from 1997 to 2001 (continued)

(Amounts in EUR million)

	GDP per capita	Unemployment rate (%)	Population (‘000)	2001	1997-2001
France	99	11.3	58 398	3 825	16 908
Ile-de-France	152	10.2	10 929	177	541
Alsace	104	6.6	1 726	70	177
Rhône-Alpes	101	10.3	5 625	60	483
Champagne-Ardenne	92	11.8	1 345	40	40
Haute-Normandie	91	12.2	1 780	147	234
Centre	91	10.0	2 439	—	67
Provence-Côte d'Azur	90	15.9	4 491	44	164
Bourgogne	90	9.9	1 612	10	10
Aquitaine	89	11.7	2 898	—	19
Midi-Pyrénées	88	11.8	2 542	194	622
Franche-Comté	87	8.3	1 117	36	167
Pays de la Loire	87	9.4	3 210	12	109
Picardie	84	13.7	1 857	56	282
Lorraine	83	9.9	2 312	220	705
Bretagne	83	9.3	2 896	—	160
Poitou-Charentes	80	11.2	1 637	22	89
Limousin	80	8.8	712	5	23
Nord - Pas-de-Calais	79	15.8	3 997	265	871
Corse	77	14.3	260	—	6
Languedoc-Roussillon	76	17.7	2 283	—	135
Overseas Departments	53	30.8	1 644	—	128
Multiregional	—	—	—	348	1 348
Global loans	—	—	—	2 119	10 529
Ireland	108	5.8	3 745	525	1 454
Italy	101	11.7	57 646	5 488	22 901
Trentino-Alto Adige	136	3.9	933	—	8
Lombardia	135	4.9	9 047	48	1 151
Valle d'Aosta	130	5.6	120	—	50
Emilia-Romagna	129	4.8	3 971	520	1 450
Veneto	119	4.9	4 500	95	421
Piemonte	117	7.9	4 288	90	906
Friuli-Venezia Giulia	113	5.6	1 185	18	103
Lazio	113	13.2	5 260	62	1 136
Toscana	110	8.2	3 533	136	777
Liguria	106	10.8	1 629	54	54
Marche	101	6.5	1 458	75	829
Umbria	98	7.1	834	79	520
Abruzzo	84	10.6	1 278	40	287
Molise	79	16.6	329	40	172
Sardegna	76	21.9	1 653	89	270
Basilicata	72	17.3	607	200	1 115
Puglia	65	19.8	4 086	128	546
Sicilia	65	24.8	5 093	184	754
Campania	64	23.7	5 787	110	1 096
Calabria	61	28.7	2 058	116	264
Multiregional	—	—	—	1 030	3 794
Global loans	—	—	—	2 376	7 199
Luxembourg	176	2.4	433	10	511
Netherlands	113	3.3	15 812	787	2 156
West-Nederland	125	3.2	7 374	338	922
Zuid-Nederland	107	3.3	3 388	236	336
Noord-Nederland	105	5.4	1 653	—	20
Oost-Nederland	96	3.0	3 299	—	182
Global loans	—	—	—	213	695

Table F: Breakdown of loans by region in 2001 and from 1997 to 2001 (continued)

(Amounts in EUR million)

	GDP per capita	Unemployment rate (%)	Population (‘000)	2001	1997-2001
Austria	112	4.1	8 092	820	3 045
Ostösterreich	123	4.6	3 419	88	645
Westösterreich	111	3.5	2 906	80	253
Südösterreich	91	4.4	1 767	80	389
Multiregional	—	—	—	172	580
Global loans	—	—	—	400	1 178
Portugal	75	4.7	9 989	1 799	8 098
Lisboa e Vale do Tejo	95	6.1	3 330	343	1 459
Algarve	76	3.7	349	189	210
Alentejo	67	6.7	508	97	348
Norte	66	4.7	3 585	348	1 582
Centro	65	2.4	1 710	530	1 653
Madeira	58	3.4	261	—	149
Açores	52	3.7	246	30	37
Multiregional	—	—	—	263	2 173
Global loans	—	—	—	—	487
Finland	102	11.5	5 166	695	2 668
Uusimaa	141	7.0	1 371	32	278
Etelä-Suomi	93	12.3	1 820	131	1 005
Pohjois-Suomi	87	15.6	557	34	200
Väli-Suomi	84	12.3	703	30	196
Itä-Suomi	75	15.7	689	29	63
Multiregional	—	—	—	390	590
Global loans	—	—	—	50	336
Sweden	102	7.6	8 858	953	3 695
Stockholm	136	5.2	1 793	238	804
Smaland Med Öarna	100	6.2	800	—	108
Mellersta Norrland	98	10.3	382	31	85
Övre Norrland	98	9.9	517	150	278
Norra Mellansverige	96	9.5	841	75	106
Östra Mellansverige	93	7.8	1 491	51	158
Sydsverige	92	9.0	1 273	5	776
Västsverige	90	7.7	1 761	27	361
Multiregional	—	—	—	298	854
Global loans	—	—	—	78	165
United Kingdom	102	6.1	59 501	2 337	15 626
London	153	7.8	7 285	117	2 001
South East	113	3.2	8 078	8	748
East	104	3.9	5 419	4	144
Scotland	98	7.6	5 119	67	1 517
East Midlands	95	5.1	4 191	8	692
South West	94	4.2	4 936	9	677
West Midlands	93	9.3	2 627	353	1 066
North West	90	6.8	6 881	153	1 645
Yorkshire and Humberside	90	7.2	5 047	201	584
Wales	80	6.9	2 937	4	364
North East	79	9.9	2 581	4	291
Northern Ireland	77	9.5	1 692	5	188
Multiregional	—	—	—	800	2 720
Global loans	—	—	—	603	2 990
Other (Art. 18)	—	—	—	174	1 058
Total	—	—	375 204	31 184	136 655

Table G: Conventions, Agreements, Facilities, Financial Protocols and Decisions in force or under negotiation at 28 January 2002

Region or Country	Convention, Agreement, Facility, Financial Protocol or Decision	Year of expiry	EIB	EU	
			own resources envelope (EUR million)	budgetary resources envelope (EUR million)	
			Loans from own resources ⁽¹⁾	Risk capital operations ⁽²⁾	Interest subsidies for EIB loans
African, Caribbean and Pacific States (ACP) ⁽³⁾	2nd Financial Protocol to the Fourth Lomé Convention	Footnote ⁽⁴⁾	1 658	1 300	yes
	Investment Facility under Cotonou Partnership Agreement	Footnote ⁽⁵⁾	1 700	2 200 ⁽⁶⁾	195 ⁽⁷⁾
Overseas Countries and Territories (OCT) ⁽⁸⁾	Council Decision	Footnote ⁽⁴⁾	35	30	yes
Republic of South Africa	Council Decision	2007	825	—	no
Mediterranean Countries ^{(9) (10)}	Council Decision	2007	6 425	—	no
Turkey	Council Decision Turkish Earthquake Rehabilitation and Reconstruction Assistance (TERRA)	2003	600	—	no
Turkey	Council Decision EIB Special Action Programme in support of the consolidation and intensification of the EC-Turkey Customs Union	2004	450	—	no
Central and Eastern Europe ⁽¹¹⁾	Council Decision	2007	9 280	—	no
Russia	Council Decision	2004	100	—	no
Asia and Latin America ⁽¹²⁾	Council Decision	2007	2 480	—	no
EIB own resources lending facilities complementing lending under mandate					
Mediterranean Countries	Mediterranean Partnership Facility	2004	1 000	—	no
Pre-accession countries ⁽¹³⁾	Pre-Accession Facility II	2003	8 500	—	no

(1) Loans attracting interest subsidies from the European Development Fund in the case of projects in the ACP States and the OCT. Amounts required for interest subsidies are financed from grant aid.

(2) Granted and managed by the EIB.

(3) Africa: Angola, Benin, Botswana, Burkina Faso, Burundi, Cameroon, Cape Verde, Central African Republic, Chad, Comoros, Congo, Democratic Republic of Congo, Djibouti, Equatorial Guinea, Eritrea, Ethiopia, Gabon, Gambia, Ghana, Guinea, Guinea-Bissau, Ivory Coast, Kenya, Lesotho, Liberia, Madagascar, Malawi, Mali, Mauritania, Mauritius, Mozambique, Namibia, Niger, Nigeria, Rwanda, São Tomé e Príncipe, Senegal, Seychelles, Sierra Leone, Somalia, South Africa, Sudan, Swaziland, Tanzania, Togo, Uganda, Zambia, Zimbabwe.

Caribbean: Antigua and Barbuda, Bahamas, Barbados, Belize, Dominica, Dominican Republic, Grenada, Guyana, Haiti, Jamaica, St Kitts and Nevis, St Lucia, St Vincent and the Grenadines, Suriname, Trinidad and Tobago.

Pacific: Cook Islands, Fiji Islands, Kiribati, Marshall Islands, Micronesia, Nauru, Niue, Palau, Papua New Guinea, Samoa, Solomon Islands, Tonga, Tuvalu, Vanuatu.

(4) Will expire upon entry into force of the Cotonou Partnership Agreement.

(5) Will expire 5 years after the date of entry into force.

(6) Investment Facility from the European Development Fund, granted and managed by the EIB.

(7) May also take the form of technical assistance.

(8) Greenland; Mayotte, New Caledonia and Dependencies, French Polynesia, French Southern and Antarctic Territories, St Pierre and Miquelon, Wallis and Futuna; Aruba, Netherlands Antilles; Anguilla, British Antarctic Territory, British Indian Ocean Territory, British Virgin Islands, Cayman Islands, Falkland Islands, Montserrat, Pitcairn Island, St Helena and Dependencies, South Georgia and Sandwich Islands, Turks and Caicos Islands.

(9) Algeria, Cyprus, Egypt, Gaza-West Bank, Israel, Jordan, Lebanon, Malta, Morocco, Syria, Tunisia, Turkey.

(10) Balances remaining under earlier financial protocols or the entire amounts originally provided for may be drawn on concomitantly.

(11) Albania, Bosnia-Herzegovina, Bulgaria, Czech Republic, Croatia, Estonia, Federal Republic of Yugoslavia, Former Yugoslav Republic of Macedonia, Hungary, Latvia, Lithuania, Poland, Romania, Slovak Republic, Slovenia.

(12) Asia: Bangladesh, Brunei, China, India, Indonesia, Laos, Macao, Malaysia, Mongolia, Nepal, Pakistan, Philippines, Singapore, South Korea, Sri Lanka, Thailand, Vietnam, Yemen.

Latin America: Argentina, Bolivia, Brazil, Chile, Colombia, Costa Rica, Ecuador, El Salvador, Guatemala, Honduras, Mexico, Nicaragua, Panama, Paraguay, Peru, Uruguay, Venezuela.

(13) Bulgaria, Cyprus, Czech Republic, Estonia, Hungary, Latvia, Lithuania, Malta, Poland, Romania, Slovak Republic, Slovenia, Turkey.

Table H: Financing provided in the Accession Countries in 2001
Breakdown by country and sector

(EUR million)

	Total	(of which Pre-Accession Facility)	Sector					Global loans
			Energy	Communications	Water management and sundry	Industry Services	Health Education	
CENTRAL EUROPE	2 584	(2 210)	1	1 468	527	—	25	563
Poland	1 144	(1 144)	—	617	349	—	25	153
Hungary	483	(443)	—	225	103	—	—	155
Czech Republic	390	(390)	—	195	70	—	—	125
Slovenia	223	(188)	1	187	5	—	—	30
Bulgaria	130	—	—	100	—	—	—	30
Slovak Republic	79	—	—	79	—	—	—	—
Lithuania	55	(5)	—	55	—	—	—	—
Romania	40	—	—	—	—	—	—	40
Estonia	35	(35)	—	5	—	—	—	30
Latvia	5	(5)	—	5	—	—	—	—
MEDITERRANEAN	75	(75)	—	—	—	—	50	25
Cyprus	50	(50)	—	—	—	—	50	—
Malta	25	(25)	—	—	—	—	—	25
Total	2 659	(2 285)	1	1 468	527	—	75	588
<i>(of which Pre-Accession Facility)</i>								
CENTRAL EUROPE	—	(2 210)	(1)	(1 164)	(527)	—	(25)	(493)
MEDITERRANEAN	—	(75)	—	—	—	—	(50)	(25)

Table I: Financing provided in the Accession Countries from 1997 to 2001
Breakdown by country and sector

(EUR million)

	Total	(of which Pre-Accession Facility)	Sector					Global loans
			Energy	Communications	Water management and sundry	Industry Services	Health Education	
CENTRAL EUROPE	11 485	(6 415)	362	7 277	1 730	777	25	1 315
Poland	3 502	(3 037)	—	2 162	715	140	25	460
Romania	1 865	—	139	1 371	259	47	—	50
Czech Republic	1 855	(1 295)	—	1 195	420	—	—	240
Hungary	1 303	(1 168)	170	335	213	290	—	295
Slovak Republic	904	—	51	591	12	200	—	50
Slovenia	848	(703)	1	802	5	—	—	40
Bulgaria	703	—	—	490	53	100	—	60
Lithuania	196	(5)	—	175	21	—	—	—
Latvia	177	(95)	—	127	20	—	—	30
Estonia	132	(112)	—	30	12	—	—	90
MEDITERRANEAN	413	(325)	130	100	30	0	50	103
Cyprus	385	(300)	130	100	30	—	50	75
Malta	28	(25)	—	—	—	—	—	28
Total	11 898	(6 740)	492	7 377	1 760	777	75	1 418
<i>(of which Pre-Accession Facility)</i>								
CENTRAL EUROPE	—	(6 415)	(136)	(3 998)	(846)	(320)	(25)	(1 090)
MEDITERRANEAN	—	(325)	(100)	(100)	—	—	(50)	(75)

Table J: Financing provided in the Partner Countries in 2001
Breakdown by country and sector

(EUR million)

	Resources							Sector	
	Total	own	budgetary	Energy	Communications	Water management and sundry	Industry Services	Global loans	
EURO-MEDITERRANEAN									
PARTNERSHIP COUNTRIES	1 401	1 395	6	355	202	509	—	336	
Turkey	370	370	—	—	72	99	—	200	
Morocco	280	280	—	90	100	90	—	—	
Algeria	225	225	—	—	—	225	—	—	
Tunisia	225	225	—	—	30	95	—	100	
Egypt	180	180	—	150	—	—	—	30	
Syria	115	115	—	115	—	—	—	—	
Mediterranean Group	6	—	6	—	—	—	—	6	
ACP-OCT	520	188	332	260	16	65	52	127	
Africa	436	158	278	240	1	65	44	86	
<i>Central and Equatorial</i>	144	88	56	144	—	—	—	—	
<i>Southern and Indian Ocean</i>	139	70	69	41	—	35	31	32	
<i>East</i>	85	—	85	55	1	—	4	25	
<i>West</i>	66	—	66	—	—	30	9	27	
<i>Multiregional</i>	2	—	2	—	—	—	—	2	
Caribbean	73	30	43	20	15	—	—	38	
OCT	3	—	3	—	—	—	—	3	
Multiregional	8	—	8	—	—	—	8	—	
SOUTH AFRICA	150	150	—	—	50	—	—	100	
ASIA, LATIN AMERICA (ALA)	543	543	—	158	110	—	246	28	
Latin America	365	365	—	158	54	—	153	—	
Argentina	168	168	—	77	—	—	91	—	
Brazil	127	127	—	80	—	—	47	—	
Panama	54	54	—	—	54	—	—	—	
Mexico	16	16	—	—	—	—	16	—	
Asia	178	178	—	—	56	—	93	28	
Philippines	93	93	—	—	—	—	93	—	
China	56	56	—	—	56	—	—	—	
Indonesia	28	28	—	—	—	—	—	28	
BALKANS	319	319	—	30	223	—	—	66	
Croatia	146	146	—	—	100	—	—	46	
Federal Republic of Yugoslavia	66	66	—	—	66	—	—	—	
Albania	47	47	—	30	17	—	—	—	
Bosnia-Herzegovina	40	40	—	—	40	—	—	—	
FYROM	20	20	—	—	—	—	—	20	
Total	2 933	2 595	338	803	601	574	299	657	

Table K: Financing provided in the Euro-Mediterranean Partnership Countries from 1997 to 2001
Breakdown by country and sector

(EUR million)

	Resources							Sector	
	Total	own	budgetary	Energy	Communications	Water management and sundry	Industry Services	Global loans	
Turkey	1 162	1 150	12	—	72	594	—	497	
Morocco	944	897	47	185	355	193	130	81	
Egypt	856	824	32	228	90	175	230	133	
Tunisia	832	768	64	90	228	230	49	235	
Algeria	733	730	3	335	140	255	3	—	
Jordan	304	283	21	—	30	40	183	51	
Lebanon	191	191	—	11	20	100	—	60	
Syria	190	190	—	190	—	—	—	—	
Gaza-West Bank	148	131	17	35	20	40	27	26	
Mediterranean Group	6	—	6	—	—	—	—	6	
Total	5 366	5 164	202	1 074	955	1 627	622	1 088	

Table L: Financing provided in the ACP States and the OCT from 1997 to 2001
Breakdown by country and sector

(EUR million)								
	Resources			Sector				
	Total	own	budgetary	Energy	Communications	Water management and sundry	Industry Services	Global loans
AFRICA	1 516.9	703.9	813.0	568.4	123.6	130.3	301.3	393.4
<i>Southern Africa and Indian Ocean</i>	<i>610.8</i>	<i>338.9</i>	<i>271.9</i>	<i>223.4</i>	<i>44.4</i>	<i>100.3</i>	<i>139.8</i>	<i>102.9</i>
Mozambique	136.0	64.4	71.6	29.1	9.0	—	85.0	12.9
Namibia	123.0	118.5	4.5	92.3	14.4	6.3	2.0	8.0
Zambia	82.0	—	82.0	32.0	—	—	7.0	43.0
Mauritius	66.0	66.0	—	10.0	21.0	35.0	—	—
Lesotho	54.0	54.0	—	—	—	54.0	—	—
Swaziland	47.0	17.5	29.5	22.0	—	—	15.0	10.0
Madagascar	45.0	—	45.0	25.0	—	4.0	8.0	8.0
Malawi	28.0	6.5	21.5	—	—	—	18.0	10.0
Zimbabwe	16.8	12.0	4.8	12.0	—	—	4.8	—
Regional	8.9	—	8.9	—	—	—	—	8.9
Seychelles	3.0	—	3.0	—	—	1.0	—	2.0
Comoros	1.0	—	1.0	1.0	—	—	—	—
<i>West Africa</i>	<i>357.9</i>	<i>176.5</i>	<i>181.4</i>	<i>64.0</i>	<i>43.5</i>	<i>30.0</i>	<i>119.8</i>	<i>100.6</i>
Senegal	111.6	72.0	39.6	—	18.0	16.0	54.6	23.0
Mauritania	70.7	45.0	25.7	—	—	—	55.0	15.7
Ghana	60.5	34.0	26.5	34.0	—	—	4.5	22.0
Regional	56.8	20.0	36.8	30.0	—	—	—	26.8
Benin	26.1	—	26.1	—	20.0	—	—	6.1
Burkina Faso	15.0	—	15.0	—	—	14.0	1.0	—
Mali	6.2	—	6.2	—	—	—	4.2	2.0
Côte d'Ivoire	5.5	5.5	—	—	5.5	—	—	—
Nigeria	5.0	—	5.0	—	—	—	—	5.0
Guinea	0.5	—	0.5	—	—	—	0.5	—
<i>East Africa</i>	<i>303.3</i>	<i>84.5</i>	<i>218.8</i>	<i>137.0</i>	<i>24.7</i>	<i>—</i>	<i>13.9</i>	<i>127.8</i>
Kenya	119.5	78.0	41.5	41.0	—	—	13.5	65.0
Tanzania	78.8	—	78.8	55.0	12.8	—	—	11.0
Uganda	63.1	6.5	56.6	—	11.0	—	0.3	51.8
Ethiopia	41.0	—	41.0	41.0	—	—	—	—
Regional	0.9	—	0.9	—	0.9	—	—	—
<i>Central and Equatorial Africa</i>	<i>215.8</i>	<i>104.0</i>	<i>111.8</i>	<i>144.0</i>	<i>11.0</i>	<i>—</i>	<i>27.8</i>	<i>33.0</i>
Cameroon	95.5	34.0	61.5	64.7	—	—	15.8	15.0
Regional	54.0	54.0	—	54.0	—	—	—	—
Chad	25.3	5.0	20.3	25.3	—	—	—	—
Gabon	22.0	11.0	11.0	—	—	—	12.0	10.0
Rwanda	19.0	—	19.0	—	11.0	—	—	8.0
<i>Multiregional project</i>	<i>29.1</i>	<i>—</i>	<i>29.1</i>	<i>—</i>	<i>—</i>	<i>—</i>	<i>—</i>	<i>29.1</i>
CARIBBEAN	250.6	129.0	121.6	77.0	57.0	16.0	9.1	91.5
Dominican Republic	54.0	23.0	31.0	9.0	—	—	—	45.0
Barbados	45.0	45.0	—	30.0	15.0	—	—	—
Jamaica	42.0	30.0	12.0	—	42.0	—	—	—
Guyana	20.5	—	20.5	20.0	—	—	—	0.5
Haiti	20.0	—	20.0	—	—	16.0	—	4.0
Regional	17.0	—	17.0	—	—	—	—	17.0
Dominica	13.0	10.0	3.0	10.0	—	—	—	3.0
Trinidad and Tobago	10.3	8.0	2.3	—	—	—	0.3	10.0
Belize	8.8	—	8.8	—	—	—	8.8	—
Saint Lucia	8.0	5.0	3.0	—	—	—	—	8.0
Suriname	4.0	4.0	—	4.0	—	—	—	—
Saint Vincent and the Grenadines	4.0	4.0	—	4.0	—	—	—	—
Saint Kitts and Nevis	4.0	—	4.0	—	—	—	—	4.0
PACIFIC	16.0	—	16.0	—	5.0	—	2.3	8.7
Vanuatu	5.0	—	5.0	—	5.0	—	—	—
Samoa	5.0	—	5.0	—	—	—	—	5.0
Fiji	2.3	—	2.3	—	—	—	2.3	—
Kiribati	2.0	—	2.0	—	—	—	—	2.0
Regional	1.7	—	1.7	—	—	—	—	1.7
ACP GROUP	78.0	50.0	28.0	—	—	—	8.0	70.0
Total ACP States	1 861.4	882.9	978.5	645.4	185.6	146.3	320.6	563.6
OCT	35.0	24.5	10.5	9.5	5.0	—	—	20.5
Grand total	1 896.4	907.4	989.0	654.9	190.6	146.3	320.6	584.1

Table M: Financing provided in South Africa from 1997 to 2001
Breakdown by sector

	Total	Sector				
		Energy	Communications	Water management and sundry	Industry Services	Global loans
South Africa	776	102	145	45	25	459
Total	776	102	145	45	25	459

Table N: Financing provided in Asia and Latin America from 1997 to 2001
Breakdown by country and sector

	Total	Sector				
		Energy	Communications	Water management and sundry	Industry Services	Global loans
Latin America	1 396	397	325	57	483	134
Brazil	709	135	171	—	344	59
Argentina	308	187	—	57	64	—
Mexico	140	74	—	—	66	—
Panama	104	—	104	—	—	—
Peru	50	—	50	—	—	—
Regional (Andean Pact)	40	—	—	—	—	40
Regional (Central America)	35	—	—	—	—	35
Uruguay	10	—	—	—	10	—
Asia	728	288	108	175	129	28
Philippines	240	72	25	50	93	—
Indonesia	198	70	—	100	—	28
Thailand	96	70	26	—	—	—
China	81	—	56	25	—	—
Vietnam	55	55	—	—	—	—
Bangladesh	36	—	—	—	36	—
Pakistan	21	21	—	—	—	—
Total	2 124	685	433	232	613	162

Table O: Financing provided in the Balkans from 1997 to 2001
Breakdown by country and sector

	Total	Sector				
		Energy	Communications	Water management and sundry	Industry Services	Global loans
Bosnia-Herzegovina	160	60	100	—	—	—
FYROM	150	—	130	—	—	20
Croatia	146	—	100	—	—	46
Albania	103	30	73	—	—	—
Federal Republic of Yugoslavia	66	—	66	—	—	—
Total	625	90	469	—	—	66

Table P: Borrowings signed in 2001 - List of operations

Month of issue	Subscription currency	Characteristics	Amount (million) Currency	Amount (million) EUR	Life (years)	Coupon (%)/ Structure
Medium and long-term operations (before swaps)						
PUBLIC BORROWING OPERATIONS						
January	EUR	(2)	3 000	3 000.0	5.2	4.875
	GBP		250	400.6	10.9	5.500
	GBP		75	120.2	24.3	5.500
	GBP		150	240.3	13.3	6.250
	GBP		100	160.2	27.9	6.000
	GBP		250	400.6	10.9	5.500
	GBP		75	120.2	20.4	5.375
	PLN	(1)	100	26.0	2.0	15.000
February	USD		2 000	2 149.4	5.0	5.625
	ZAR	(1)	100	14.2	5.9	11.000
	AUD	(1)	200	117.4	4.4	6.000
	EUR	(1)	97	97.0	4.0	4.200
	GBP		250	392.6	10.8	5.500
	PLN	(1)	100	26.3	2.0	15.000
	USD		500	538.0	2.9	5.000
	USD	(1)	500	538.0	3.8	5.375
	ZAR	(1)	100	13.9	5.9	11.000
	ZAR	(1)	100	13.9	5.8	11.000
March	EUR	(2)	1 000	1 000.0	7.0	5.000
	GBP		110	172.2	38.1	5.000
	GBP		100	156.6	31.2	5.625
	PLN	(1)	100	26.8	1.8	15.000
	ZAR	(1)	200	28.2	5.8	11.000
April	EUR	(2)	1 000	1 000.0	4.0	3.875
	GBP		50	80.7	31.1	5.625
	GBP		25	40.2	27.6	zero coupon
	GBP		75	121.0	36.9	zero coupon
	GBP		31	49.5	30.0	structured
	USD	(1)	51	57.7	7.0	5.000
	USD		2 000	2 264.5	3.0	4.750
	ZAR	(1)	100	14.2	10.0	10.500
May	EUR	(1)	30	30.0	10.5	structured
	GBP		75	121.1	31.1	5.625
	GBP		70	113.0	32.9	structured
	USD	(1)	500	563.3	3.6	5.375
	USD	(1)	500	563.3	3.6	5.375
	USD	(1)	500	563.3	3.7	5.625
June	HUF	(1)	20 000	78.8	2.0	9.125
	TWD		3 000	104.2	4.0	3.620
	TWD		5 000	173.6	5.0	3.720
	TWD		1 000	34.7	7.0	3.830
July	GBP		50	82.9	30.9	5.625
	GBP		50	82.9	29.0	structured
	GBP		100	165.8	2.4	7.000
	PLN	(1)	50	14.8	1.5	15.000
	USD	(1)	500	589.6	3.4	5.375
	USD	(1)	45	53.1	4.9	structured
	USD	(1)	185	218.2	3.0	4.100
	ZAR	(1)	100	14.6	5.0	9.000
August	GBP		100	162.8	3.3	6.000
	GBP		50	81.4	12.7	6.250
	GBP		100	162.8	10.3	5.500
	GBP		100	162.8	10.3	5.500
	USD		3 000	3 426.6	5.0	4.875
	USD	(1)	23	26.6	20.0	structured
	ZAR	(1)	50	6.9	5.0	9.000
	ZAR	(1)	50	6.9	9.6	10.500

Table P: Borrowings signed in 2001 - List of operations (continued)

Month of issue	Subscription currency	Characteristics	Amount (million) Currency	Amount (million) EUR	Life (years)	Coupon (%)/ Structure
September	EUR	(1)	20	20.0	5.0	structured
	EUR	(1)	10	10.0	5.0	structured
	GBP		100	159.1	4.3	6.125
	GBP		100	159.1	3.2	6.000
	GBP		250	397.8	2.2	7.000
	GBP		100	159.1	3.2	6.000
	USD		1 000	1 091.9	4.9	4.875
October	ZAR	(1)	100	13.0	4.9	9.000
	EUR	(1)	30	30.0	5.0	structured
	EUR	(1)	15	15.0	5.0	structured
	GBP		100	160.8	5.2	7.625
	GBP		100	160.8	2.1	7.000
	GBP		100	160.8	2.1	7.000
	ZAR	(1)	50	6.1	4.8	9.000
November	USD	(1)	30	32.9	5.9	structured
	GBP		100	161.0	5.1	7.625
	CHF		300	204.3	10.0	3.375
	CZK	(1)	541	16.1	11.2	zero coupon
	EUR	(2)	5 000	5 000.0	5.1	4.000
	GBP		150	241.4	3.0	6.000
	NOK	(1)	400	50.0	6.0	6.250
	PLN	(1)	91	24.6	10.1	zero coupon
	PLN	(1)	200	54.0	3.0	9.500
	PLN	(1)	137	37.0	10.0	zero coupon
December	USD	(1)	30	33.2	5.0	structured
	ZAR	(1)	100	11.7	4.7	9.000
	EUR	(1)	100	100.0	5.0	structured
	GBP		150	240.5	3.0	6.000
	GBP		100	160.3	6.0	7.625
	GBP	(1)	200	320.6	5.0	5.000
	GBP		250	400.8	2.0	7.000
	GBP		200	320.6	2.9	6.000
	USD	(1)	50	56.2	5.0	structured
	USD	(1)	95	106.9	3.0	structured
	USD	(1)	30	33.7	5.0	structured
	ZAR	(1)	100	10.9	4.6	9.000
ZAR	(1)	150	16.4	6.0	8.500	
94 operations				31 160.8		

(1) Operations launched under MTN or debt issuance programmes; (2) EARN

PRIVATE BORROWING OPERATIONS

3	EUR	(1)	96	96.2	structured
7	GBP	(1)	43	69.4	zero coupon
2	HKD	(1)	3 000	413.4	6.015-6.380
32	JPY	(1)	41 100	378.8	structured
2	USD	(1)	46	50.1	3.870-5.610
1	USD	(1)	15	16.8	zero coupon
5	USD	(1)	105	119.2	structured
52 operations				1 143,8	

N.B.: Zero coupon issues are calculated on the basis of the nominal amount multiplied by the net issue price.

GRAND TOTAL **146 operations (*)** **32 304,7**

(*) Effectively 148 transactions, given that certain operations were conducted in a number of tranches.

Table Q: Borrowings signed in 2001 - Breakdown by currency before/after swaps

	(EUR million)				
	Before swaps		Swaps	After swaps	
	Amount	%	amount	Amount	%
MEDIUM AND LONG-TERM OPERATIONS					
<i>European Union</i>	17 261	53.4	11 337	28 597	88.9
EUR	10 398	32.2	11 137	21 535	66.9
DKK			31	31	0.1
GBP	6 862	21.2	109	6 971	21.7
SEK	—	—	60	60	0.2
Total Pre-in	6 862	21.2	200	7 062	22.0
<i>Outside the European Union</i>	15 044	46.6	- 11 580	3 575	11.1
AUD	117	0.4	- 117	—	—
CHF	204	0.6	—	204	0.6
CZK	16	0.0	7	23	0.1
HKD	413	1.3	- 413	—	—
HUF	79	0.2	- 79	—	—
JPY	379	1.2	163	541	1.7
NOK	50	0.2	- 50	—	—
PLN	209	0.6	- 67	142	0.4
SKK	—	—	—	111	0.3
TWD	313	1.0	- 313	—	—
USD	13 092	40.5	- 10 608	2 484	7.7
ZAR	171	0.5	- 102	69	0.2
TOTAL	32 305	100	- 133 (1)	32 172	100
- of which: fixed	31 713	98.2	- 25 359 (2)	6 354	19.8
- of which: floating	591	1.8	25 226 (2)	25 818	80.2

(1) Exchange adjustments; (2) After fixed/ reverse floaters.

Table R: Borrowings signed (before swaps) in 2001 under medium-term note or debt issuance programmes

(Amounts in millions)				
	Number of transactions		Currency	EUR
Total EU	18			788
	10	<i>EUR</i>	398	398
	8	<i>GBP</i>	243	390
Total non-EU	80			5 057
	1	AUD	200	117
	1	CZK	541	16
	2	HKD	3 000	413
	1	HUF	20 000	79
	32	JPY	41 100	379
	1	NOK	400	50
	7	PLN	778	209
	22	USD	3 205	3 622
	13	ZAR	1 300	171
Total	98			5 845

Table S: Borrowings signed (before swaps) from 1997 to 2001

(EUR million)

	1997		1998		1999		2000		2001	
	amount	%	amount	%	amount	%	amount	%	amount	%
1. Resources borrowed										
European Union										
ECU/EUR (*)	1 300	5.6	3 500	11.6	11 646	41.1	6 607	22.8	10 398	32.2
DEM	2 651	11.5	2 854	9.5						
FRF	2 066	9.0	696	2.3						
ITL	5 301	23.0	4 219	14.0						
BEF	—	—	—	—						
NLG	525	2.3	—	—						
IEP	—	—	—	—						
LUF	99	0.4	49	0.2						
ESP	1 770	7.7	357	1.2						
PTE	354	1.5	74	0.2						
ATS	—	—	—	—						
FIM	17	0.1	—	—						
Total Euro-11 (**)	14 082	61.0	11 749	39.0	11 646	41.1	6 607	22.8	10 398	32.2
DKK	228	1.0	—	—	—	—	—	—	—	—
GBP	2 875	12.5	7 949	26.4	6 974	24.6	14 352	49.5	6 862	21.2
GRD	161	0.7	255	0.8	289	1.0	—	—	—	—
SEK	95	0.4	120	0.4	—	—	—	—	—	—
Total: "Pre-in"	3 358	14.6	8 324	27.6	7 263	25.6	14 352	49.5	6 862	21.2
Total	17 441	75.6	20 073	66.6	18 909	66.7	20 959	72.3	17 261	53.4
of which: fixed	13 571	58.8	19 720	65.4	17 709	62.5	20 266	69.9	16 985	52.6
of which: floating	3 870	16.8	353	1.2	1 201	4.2	694	2.4	275	0.9
Outside the European Union										
AUD	131	0.6	—	—	244	0.9	—	—	117	0.4
CAD	—	—	62	0.2	14	0.0	—	—	—	—
CHF	566	2.5	125	0.4	622	2.2	641	2.2	204	0.6
CZK	55	0.2	64	0.2	85	0.3	111	0.4	16	0.0
EEK	—	—	9	0.0	—	—	—	—	—	—
HKD	57	0.2	—	—	514	1.8	524	1.8	413	1.3
HUF	—	—	28	0.1	49	0.2	—	—	79	0.2
JPY	1 380	6.0	28	0.1	753	2.7	182	0.6	379	1.2
NOK	—	—	60	0.2	190	0.7	—	—	50	0.2
NZD	170	0.7	175	0.6	45	0.2	—	—	—	—
PLN	—	—	—	—	—	—	93	0.3	209	0.6
SKK	—	—	—	—	66	0.2	—	—	—	—
TWD	—	—	170	0.6	179	0.6	390	1.3	313	1.0
USD	3 011	13.0	9 005	29.9	6 447	22.8	5 975	20.6	13 092	40.5
ZAR	261	1.1	344	1.1	217	0.8	126	0.4	171	0.5
Total	5 631	24.4	10 072	33.4	9 425	33.3	8 042	27.7	15 044	46.6
of which: fixed	4 644	20.1	10 001	33.2	9 338	33.0	8 042	27.7	14 728	45.6
of which: floating	986	4.3	71	0.2	87	0.3	—	—	316	1.0
TOTAL	23 071	100.0	30 144	100.0	28 334	100.0	29 002	100.0	32 305	100.0
of which: fixed	18 215	79.0	29 720	98.6	27 046	95.5	28 308	97.6	31 713	98.2
of which: floating	4 856	21.0	424	1.4	1 288	4.5	694	2.4	591	1.8
Medium and long-term operations										
- Public borrowing operations	22 482	97.4	29 708	98.6	26 730	94.3	28 027	96.6	31 161	96.5
- Private borrowing operations	589	2.6	437	1.4	1 604	5.7	974	3.4	1 144	3.5
<i>of which medium-term notes</i>	<i>5 402</i>	<i>23.4</i>	<i>5 640</i>	<i>18.7</i>	<i>8 709</i>	<i>30.7</i>	<i>6 394</i>	<i>22.0</i>	<i>5 845</i>	<i>18.1</i>
2. Euro debt exchange offer programme										
	—	—	1 318 (1)	—	961 (1)	—	—	—	—	—
GRAND TOTAL	23 071	—	31 463	—	29 295	—	29 002	—	32 305	—

(*) 1996: ECU; 1997-1998: EUR with issue price and coupon initially payable in ECU; from 1999: EUR

(**) Euro-12 as from 2001 with integration of the GRD

(1) 1998: DEM FRF ITL; 1999: EUR FRF ITL

Table T: Borrowings signed (after swaps) from 1997 to 2001

(EUR million)

	1997		1998		1999		2000		2001	
	amount	%	amount	%	amount	%	amount	%	amount	%
1. Resources raised										
European Union										
ECU/EUR (*)	1 300	5.6	3 554	11.8	12 422	43.8	12 366	42.6	21 535	66.9
DEM	3 437	14.9	4 675	15.5						
FRF	2 590	11.2	847	2.8						
ITL	5 044	21.9	4 219	14.0						
BEF	—	—	—	—						
NLG	17	0.1	—	—						
IEP	58	0.3	—	—						
LUF	99	0.4	—	—						
ESP	2 599	11.3	1 102	3.7						
PTE	1 092	4.7	395	1.3						
ATS	—	—	—	—						
FIM	45	0.2	128	0.4						
Total Euro-11 (**)	16 280	70.7	14 921	49.6	12 422	43.8	12 366	42.6	21 535	66.9
DKK	134	0.6	30	0.1	186	0.7	108	0.4	31	0.1
GBP	2 875	12.5	8 069	26.8	6 974	24.6	11 105	38.2	6 971	21.7
GRD	161	0.7	255	0.8	15	0.1	—	—	—	—
SEK	189	0.8	120	0.4	60	0.2	185	0.6	60	0.2
Total Pre-in	3 359	14.6	8 474	28.2	7 236	25.5	11 398	39.3	7 062	22.0
Total	19 639	85.3	23 395	77.7	19 658	69.3	23 764	81.8	28 597	88.9
of which: fixed	10 242	44.5	13 956	46.4	4 641	16.4	4 200	14.5	5 930	18.4
of which: floating	9 397	40.8	9 439	31.4	15 017	53.0	19 564	67.4	22 667	70.5
Outside the European Union										
CHF	566	2.5	125	0.4	622	2.2	641	2.2	204	0.6
CZK	—	—	11	0.0	85	0.3	139	0.5	23	0.1
HUF	—	—	28	0.1	49	0.2	—	—	—	—
JPY	541	2.4	—	—	—	—	363	1.2	541	1.7
NOK	—	—	60	0.2	—	—	78	0.3	—	—
PLN	—	—	—	—	—	—	52	0.2	142	0.4
SKK	—	—	—	—	—	—	—	—	111	0.3
USD	2 211	9.6	6 451	21.4	7 825	27.6	3 891	13.4	2 484	7.7
ZAR	68	0.3	29	0.1	116	0.4	110	0.4	69	0.2
Total	3 387	14.7	6 703	22.3	8 697	30.7	5 274	18.2	3 575	11.1
of which: fixed	2 116	9.2	2 001	6.6	1 865	6.6	832	2.9	424	1.3
of which: floating	1 271	5.5	4 702	15.6	6 833	24.1	4 442	15.3	3 151	9.8
TOTAL	23 025	100.0	30 098	100.0	28 355	100.0	29 038	100.0	32 172	100.0
of which: fixed	12 358	53.7	15 957	53.0	6 506	22.9	5 032	17.3	6 354	19.8
of which: floating	10 668	46.3	14 141	47.0	21 850	77.1	24 006	82.7	25 818	80.2
Medium and long-term operations										
- Public borrowing operations	22 438	97.5	29 660	98.5	26 743	94.3	28 064	96.6	31 033	96.5
- Private borrowing operations	587	2.5	438	1.5	1 613	5.7	974	3.4	1 139	3.5
Of which medium-term notes	5 377	23.4	5 633	18.7	8 709	30.7	6 394	22.0	5 845	18.2
2. Euro debt exchange offer programme	—	—	1 318 (1)	—	961 (1)	—	—	—	—	—
GRAND TOTAL	23 025	—	31 417	—	29 317	—	29 038	—	32 172	—

(*) 1996: ECU ; 1997-1998: EUR with issue price and coupon initially payable in ECU; from 1999: EUR

(**) Euro-12 as from 2001 with integration of the GRD

(1) 1998: DEM FRF ITL ; 1999: EUR FRF ITL

Table U: Resources raised in ECU/EUR from 1981 to 2001 (*)

(Amounts in million)

Year	Fixed-rate borrowings		Floating-rate borrowings			Total	Raised in ECU/EUR (A)	Total raised (B)	A/B as %
	Before swaps	After swaps	After swaps	Commercial paper	Certificates of deposit				
1981-1995	10 760	10 460	2 375	1 200	400	4 321	14 446	126 692	11.40
1996	650	500	—	—	—	—	500	17 553	2.85
1997	1 300	1 300	—	—	—	—	1 300	23 025	5.65
1998	3 500	2 850	704	—	—	704	3 554	30 098	11.81
1999	11 253	2 155	10 267	—	—	10 267	12 422	28 355	43.81
2000	6 507	1 742	10 624	—	—	10 624	12 366	29 038	42.59
2001	10 368	4 161	17 374	—	—	17 374	21 535	32 172	66.94
Total	44 338	23 169	41 344	1 200	400	43 290	66 123	286 934	23.04

(*) Funds raised (excluding liquid holdings).

From 1997 to 1998, euro-denominated issues with issue price and coupon initially payable in ECU. Euro introduced as from 1999.

Conversion rates

The conversion rates used by the EIB during each quarter for recording statistics of its financing operations - contract signatures and disbursements - as well as of its borrowings are those obtaining on the last working day of the previous quarter; in 2001, these were as follows:

		2001			
1 euro =		EUR			
Austrian Schilling	ATS	13.7603			
Belgian franc	BEF	40.3399			
Deutsche Mark	DEM	1.95583			
Spanish peseta	ESP	166.386			
Finnish markka	FIM	5.94573			
French franc	FRF	6.55957			
Greek drachma	GRD	340.75			
Irish pound	IEP	0.787564			
Italian lira	ITL	1 936.27			
Luxembourg franc	LUF	40.3399			
Netherlands guilder	NLG	2.20371			
Portuguese escudo	PTE	200.482			
		31.12.2000	31.03.2001	30.06.2001	30.09.2001
		1st quarter	2nd quarter	3rd quarter	4th quarter
		2001	2001	2001	2001
Danish krone	DKK	7.46310	7.46270	7.44440	7.43670
Pound sterling	GBP	0.624100	0.619200	0.603100	0.622000
Swedish krona	SEK	8.83130	9.15700	9.21250	9.73210
United States dollar	USD	0.930500	0.883200	0.848000	0.913100
Japanese yen	JPY	106.9200	110.740	105.370	109.020

The EIB wishes to thank promoters and agencies for the photographs illustrating this report:

For further information on EIB activity, please contact the Information and Communications Department, Adam McDonough, tel. (+352) 43 79 3147, fax (+352) 43 79 3189

Publications

The EIB publishes a wide range of brochures aimed at both professionals and the general public.

These can be divided into different categories:

- **General**

Annual Report, Statute, EIB Information, video cassettes, What is the EIB Group?

- **Strategies**

Information policy, Corporate Operational Plan 2002-2004, current and future policy on lending in the Central European Accession countries, environmental policy.

- **Thematic brochures and procedures**

Published in 2001: Urban Development - EIB in the Cities; EIB Financing of Corporate Projects in the Accession Countries; The Project Cycle at the European Investment Bank; Development of Trans-European Transport Networks: the Way Forward; EIB Group support for SMEs.

- **Country fact sheets**

Describing EIB financing facilities available in different countries and geographical areas.

- **Technical studies**

Published in 2001: The European Audiovisual Industry; Financing Innovative Firms through Venture Capital.

- **Economic and Financial Studies**

Presenting the results of research carried out by EIB staff together with contributions from external scholars and specialists.

- **Ex-post Evaluation Studies**

Reports prepared by the EIB's Operations Evaluation Department.

Published in 2001: EIB Financing of Energy Projects in the EU and in Central and Eastern European countries; Evaluation of the risk capital operations carried out by the EIB in four ACP Countries; EIB Contribution to Regional Development.

The EIB primarily publishes these documents on its website:

www.eib.org

Where no electronic version exists, publications can be obtained, if available, in their original format, free of charge, from the following address:

Information and Communications
Department
Info-Desk
Tel.: (+352) 43 79 3122
Fax: (+352) 43 79 3189
e-mail: info@eib.org

The EIF also publishes several brochures which can be divided into the following categories:

- **General**

Annual Report, Statutes, Rules of Procedure

- **Operational brochures**

These documents are available on the EIF's website:

www.eif.org

EIB Group addresses

European Investment Bank

100, boulevard Konrad Adenauer
L-2950 Luxembourg
Tel. (+352) 43 79 - 1
Fax (+352) 43 77 04

website: www.eib.org

E-mail: info@eib.org



*Department for
Lending Operations in:
Italy, Greece, Cyprus and Malta
Via Sardegna, 38
I-00187 Rome
Tel. (+39) 06 47 19 - 1
Fax (+39) 06 42 87 34 38*

*Athens Office:
364, Kifissias Ave & 1, Delfon
GR-152 33 Halandri/Athens
Tel. (+30) 10 68 24 517 - 9
Fax (+30) 10 68 24 520*

*Berlin Office:
Lennéstrasse, 17
D-10785 Berlin
Tel. (+49 - 30) 59 00 479 - 0
Fax (+49 - 30) 59 00 47 99*

*Brussels Office:
Rue de la loi 227
B-1040 Brussels
Tel. (+32 - 2) 23 50 070
Fax (+32 - 2) 23 05 827*

*Lisbon Office:
Regus Business Center
Avenida da Liberdade, 110 - 2°
P-1269-046 Lisbon
Tel. (+351) 21 34 28 989
Fax (+351) 21 34 70 487*

*Madrid Office:
Calle José Ortega y Gasset, 29
E-28006 Madrid
Tel. (+34) 91 43 11 340
Fax (+34) 91 43 11 383*

European Investment Fund

43, avenue J.F. Kennedy
L-2968 Luxembourg
Tel. (+352) 42 66 88 - 1
Fax (+352) 42 66 88 - 200

website: www.eif.org

E-mail: info@eif.org

