

DG VI/G4

*Montpel*  
1458/VI/76  
LA/ae

446

1 22 24 1 65

PRODUITS AGRICOLES

Montants fixés et prix de marché

(en UC)

Période 1968/1975

—°—

Bruxelles, juin 1976

CEE. VI/S 2


6.1.3

*montpel*

TABLE DES MATIERES

|                                  | <u>Pages</u> |
|----------------------------------|--------------|
| - <u>TAUX DE CHANGE UTILISES</u> | 1            |
| - I. <u>PRODUITS VEGETAUX</u>    |              |
| 1. Céréales                      | 2 - 25       |
| 2. Riz                           | 26 - 38      |
| 3. Sucre                         | 39 - 41      |
| 4. Matières grasses              | 42 - 47      |
| 5. Vin                           | 48 - 52      |
| -II. <u>PRODUITS ANIMAUX</u>     |              |
| 1. Viande porcine                | 53 - 57      |
| 2. Viande bovine                 | 58 - 66      |
| 3. Oeufs                         | 67 - 71      |
| 4. Volailles                     | 72 - 87      |
| 5. Produits laitiers             | 88 - 119     |

---



TAUX DE CONVERSION UTILISES


100 Monn. nation. = .... UC

| Valable à partir de :                                  | Belg/<br>Luxb | Danm         | BR<br>Deut   | Fran                    | Irel                                  | Ital   | Ndrl         | U.K.                                  |
|--|---------------|--------------|--------------|-------------------------|---------------------------------------|--|--------------|---------------------------------------|
| <u>1961</u><br>6.3                                     | 2,00000       | 14,4778      | 25,0000      | 20,2550                 | 280,000                               | 0,160000   | 27,6243      | 280,000                               |
| <u>1967</u><br>18.11<br>28.11                          | ↓             | ↓<br>13,3333 | ↓            | ↓                       | ↓<br>240,000                          | ↓  | ↓            | ↓<br>240,000                          |
| <u>1969</u><br>10.8<br>26.10                           | ↓             | ↓            | ↓<br>27,3224 | ↓<br>18,0044            | ↓                                     | ↓  | ↓            | ↓                                     |
| <u>1971</u><br>20.12                                   | ↓             | ↓<br>13,1963 | ↓            | ↓                       | ↓                                     | ↓  | ↓            | ↓                                     |
| <u>1973</u><br>1.2<br>17.9<br>1.11                     | ↓             | ↓<br>13,1956 | ↓            | ↓                       | ↓<br>216,440                          | ↓<br>0,153846  | ↓<br>29,0400 | ↓<br>216,440                          |
| <u>1974</u><br>1.1<br>28.1<br>22.7(1)<br>7.10<br>28.10 | ↓             | ↓            | ↓            | ↓                       | ↓<br>194,850                          | ↓<br>0,147493<br>0,140449<br>0,124844<br>↓<br>0,120048 | ↓            | ↓<br>200,530                          |
| <u>1975</u><br>3.3(2)<br>4.8<br>27.10                  | ↓<br>2,01450  | ↓            | ↓<br>27,9429 | ↓<br>17,7520            | ↓<br>186,151<br>176,843<br>172,914(3) | ↓<br>0,116686  | ↓<br>29,2505 | ↓<br>196,178<br>186,389<br>175,560(3) |
| <u>1976</u><br>15.3.76<br>25.3.76<br>3.5.76            | ↓<br>2,02640  | ↓            | ↓<br>28,7287 | ↓<br>18,0044<br>17,7520 | ↓<br>169,653                          | ↓<br>0,110497  | ↓<br>29,3884 | ↓                                     |
|  |               |              |              |                         |                                       | 0,103842   |              |                                       |

(1) Application Règl.(CEE) 1424/74 :  
Date de validité : 24.6.1974 pour VIANDE PORCINE, VIANDE BOVINE


(2) Application Règl.(CEE) 540/75 :  
Dates de validité : 1.7.1975 pour SUCRE  
1.8.1975 pour CEREALES, VIANDE PORCINE, OEUFS, VOLAILLES, ALBUMINE  
16.9.1975 - uniquement BENELUX : PRODUITS LAITIERS  
16.12.1975 pour VIN.

(3) Application Règl. (CEE) 2638/75 :  
Dates de validité : 3.11.1975 pour CEREALES ( sauf FROMENT TENDRE)  
5. 1.1976 pour VIANDE BOVINE  
1. 7.1976 pour FROMENT TENDRE



I. PRODUITS VEGETAUX

1. Céréales



DG VI/G 4

## PRODUIT : BLE TENDRE

UC/TM

| PERIODE  | 1968   | 1969   | 1970   | 1971   | 1972   | 1973   | 1974   | 1975   | 1976   |
|--|--------|--------|--------|--------|--------|--------|--------|--------|--------|
| <u>A. PRIX DE SEUIL</u>                        |        |        |        |        |        |        |        |        |        |
| JAN  | 109,13 | 109,13 | 109,13 | 109,13 | 112,40 | 116,95 | 118,15 | 130,60 | 143,45 |
| FEB  | 110,08 | 110,08 | 110,08 | 110,08 | 113,43 | 118,02 | 119,22 | 131,70 | 144,85 |
| MAR  | 111,03 | 111,03 | 111,03 | 111,03 | 114,46 | 119,09 | 120,29 | 132,80 | 146,25 |
| APR  | 111,98 | 111,98 | 111,98 | 111,98 | 115,49 | 120,16 | 121,36 | 133,90 | 147,65 |
| MAI  | 112,93 | 112,93 | 112,93 | 112,93 | 116,52 | 121,23 | 122,43 | 135,00 | 149,05 |
| JUN  | 113,88 | 113,88 | 113,88 | 113,88 | 117,55 | 122,30 | 123,50 | 136,10 | 150,45 |
| JUL  | 113,88 | 113,88 | 113,88 | 113,88 | 117,55 | 122,30 | 123,50 | 136,10 | 150,45 |
| AUG  | 104,38 | 104,38 | 104,38 | 107,25 | 111,60 | 112,80 | 119,00 | 136,45 |        |
| SEP  | 105,33 | 105,33 | 105,33 | 108,28 | 112,67 | 113,87 | 120,10 | 137,85 |        |
| OCT  | 106,28 | 106,28 | 106,28 | 109,31 | 113,74 | 114,94 | 121,20 | 139,25 |        |
| NOV  | 107,23 | 107,23 | 107,23 | 110,34 | 114,81 | 116,01 | 122,30 | 140,65 |        |
| DEC  | 108,18 | 108,18 | 108,18 | 111,37 | 115,88 | 117,08 | 123,40 | 142,05 |        |
| <u>B. 1) PRELEVEMENTS A L'IMPORTATION P.T.</u> |        |        |        |        |        |        |        |        |        |
| JAN  | 54,54  | 52,63  | 58,59  | 50,38  | 57,46  | 26,47  | 0      | 11,47  |        |
| FEB  | 54,67  | 53,58  | 59,83  | 51,08  | 57,93  | 40,83  | 0      | 32,92  |        |
| MAR  | 54,68  | 55,09  | 60,78  | 52,56  | 58,96  | 47,32  | 0      | 34,30  |        |
| APR  | 56,82  | 56,78  | 61,73  | 53,98  | 59,74  | 45,84  | 0      | 33,02  |        |
| MAI  | 58,48  | 57,67  | 59,65  | 55,87  | 64,58  | 38,11  | 3,69   | 43,96  |        |
| JUN  | 57,92  | 58,36  | 60,47  | 57,88  | 67,83  | 31,16  | 0,96   | 50,64  |        |
| JUL  | 56,43  | 60,53  | 61,38  | 57,88  | 67,73  | 28,98  | 0      | 40,74  |        |
| AUG  | 47,31  | 52,25  | 50,72  | 52,00  | 60,35  | 1,69   | 0      | 17,72  |        |
| SEP  | 48,11  | 55,73  | 47,49  | 53,70  | 49,84  | 0      | 0      | 13,66  |        |
| OCT  | 49,08  | 56,92  | 46,21  | 56,49  | 42,84  | 0      | 0      | 15,69  |        |
| NOV  | 50,73  | 57,15  | 47,03  | 55,10  | 44,27  | 0      | 0      | 29,21  |        |
| DEC  | 51,88  | 56,91  | 48,89  | 55,25  | 31,89  | 0      | 0      | 34,52  |        |
| <u>B. 2) PRELEVEMENTS A L'EXPORTATION P.T.</u> |        |        |        |        |        |        |        |        |        |
| JAN  |        |        |        |        |        |        | 85,84  | 32,90  |        |
| FEB  |        |        |        |        |        |        | 88,04  | -      |        |
| MAR  |        |        |        |        |        |        | 78,39  | -      |        |
| APR  |        |        |        |        |        |        | 21,50  | -      |        |
| MAI  |        |        |        |        |        |        | 1,55   | -      |        |
| JUN  |        |        |        |        |        |        | 10,00  | -      |        |
| JUL  |        |        |        |        |        |        | 31,61  | -      |        |
| AUG  |        |        |        |        |        | 36,47  | 49,19  | 6,45   |        |
| SEP  |        |        |        |        |        | 53,20  | 55,00  | 12,67  |        |
| OCT  |        |        |        |        |        | 52,74  | 67,58  | 8,45   |        |
| NOV  |        |        |        |        |        | 33,17  | 75,00  | 1,40   |        |
| DEC  |        |        |        |        |        | 71,29  | 75,00  | -      |        |



DG VI/0 4

PRODUIT : BLE TENDRE

UC/TM

| PERIODE  | 1968   | 1969   | 1970   | 1971   | 1972   | 1973   | 1974   | 1975   | 1976 |
|--|--------|--------|--------|--------|--------|--------|--------|--------|------|
| <u>C. PRIX DE MARCHÉ</u>                           |        |        |        |        |        |        |        |        |      |
| <u>Pays : BELGIQUE/BELGIE</u>                      |        |        |        |        |        |        |        |        |      |
| <u>Marchés : Ø BRUXELLES-NORTRIJK-LIEGE+ANVERS</u> |        |        |        |        |        |        |        |        |      |
| JAN  | 101,08 | 99,18  | 102,52 | 106,86 | 102,60 | 111,86 | 115,60 | 118,56 |      |
| FEB  | 102,04 | 100,40 | 103,98 | 107,36 | 102,60 | 111,60 | 116,36 | 118,46 |      |
| MAR  | 103,02 | 101,36 | 105,70 | 105,40 | 103,22 | 111,60 | 113,10 | 117,96 |      |
| APR  | 103,84 | 101,16 | 109,58 | 104,60 | 104,94 | 111,86 | 109,86 | 119,56 |      |
| MAI  | 104,66 | 101,16 | 111,66 | 105,60 | 105,94 | 112,60 | 109,60 | 119,68 |      |
| JUN  | 104,66 | 101,16 | 108,54 | 105,98 | 105,72 | 114,26 | 109,60 | 120,70 |      |
| JUL  | 104,66 | -      | 107,38 | 106,10 | 105,60 | 115,60 | 109,60 | 122,10 |      |
| AUG  | 94,76  | 92,04  | 99,04  | 98,60  | 101,60 | 105,86 | 109,40 | 126,93 |      |
| SEP  | 95,02  | 94,44  | 103,26 | 98,60  | 102,22 | 106,60 | 112,98 | 128,50 |      |
| OCT  | 96,70  | 98,64  | 103,30 | 99,56  | 103,60 | 107,60 | 118,44 | 128,89 |      |
| NOV  | 97,48  | 99,62  | 104,46 | 100,86 | 104,86 | 107,60 | 119,58 | 129,61 |      |
| DEC  | 98,44  | 100,98 | 105,44 | 101,60 | 107,94 | 109,94 | 119,46 | 130,14 |      |
| <u>Pays : DEUTSCHLAND</u>                          |        |        |        |        |        |        |        |        |      |
| <u>Marché : WURZBURG</u>                           |        |        |        |        |        |        |        |        |      |
| JAN  | 103,83 | 101,98 | -      | 107,81 | 104,21 | 108,99 | 114,21 | 119,61 |      |
| FEB  | 103,13 | 102,98 | 102,98 | 109,89 | 105,41 | 110,96 | 115,33 | 120,22 |      |
| MAR  | 103,75 | 103,83 | 103,83 | 108,20 | 105,90 | 111,45 | 114,13 | 121,04 |      |
| APR  | 104,38 | 104,50 | 105,44 | 108,03 | 106,99 | 112,10 | 113,80 | 122,62 |      |
| MAI  | 105,63 | 105,50 | 108,61 | 107,92 | 107,65 | 112,57 | 113,58 | 123,22 |      |
| JUN  | 105,63 | -      | -      | 107,92 | 107,65 | 112,57 | -      | 123,22 |      |
| JUL  | -      | -      | -      | 107,92 | -      | -      | -      | -      |      |
| AUG  | 97,25  | 97,08  | 99,73  | 98,77  | 101,78 | 104,13 | 108,11 | 126,80 |      |
| SEP  | 97,88  | 98,25  | 101,34 | 99,81  | 103,11 | 105,96 | 109,02 | 130,07 |      |
| OCT  | 98,88  | 100,68 | 103,11 | 100,82 | 104,45 | 106,97 | 117,70 | 129,52 |      |
| NOV  | 99,88  | 108,83 | 103,52 | 102,24 | 105,46 | 107,92 | 119,75 | 130,35 |      |
| DEC  | 100,88 | 109,97 | 105,68 | 102,87 | 106,56 | 109,02 | 119,54 | 130,35 |      |
| <u>Pays : FRANCE</u>                               |        |        |        |        |        |        |        |        |      |
| <u>Marché : DEPT. LOIRE-ET-CHER</u>                |        |        |        |        |        |        |        |        |      |
| JAN  | 97,78  | 97,10  | 88,26  | 96,68  | 101,00 | 106,73 | 115,32 | 120,86 |      |
| FEB  | 98,12  | 97,75  | 91,34  | 95,42  | 100,37 | 107,07 | 119,26 | 116,07 |      |
| MAR  | 99,23  | 98,42  | 92,58  | 94,09  | 101,24 | 107,16 | 119,41 | 113,41 |      |
| APR  | 100,12 | 98,99  | 96,16  | 95,41  | 102,43 | 108,24 | 114,76 | 113,21 |      |
| MAI  | 100,49 | 99,78  | 100,00 | 98,03  | 103,58 | 109,75 | 114,06 | 113,34 |      |
| JUN  | 102,31 | 100,99 | 98,74  | 97,57  | 104,14 | 112,20 | 116,54 | 115,37 |      |
| JUL  | 101,50 | 99,65  | 94,94  | 98,21  | 104,59 | 111,48 | 120,04 | 118,81 |      |
| AUG  | 93,23  | 83,44  | 89,07  | 95,57  | 99,55  | 104,55 | 114,11 | 121,90 |      |
| SEP  | 94,25  | 81,42  | 91,08  | 95,93  | 97,84  | 104,46 | 117,87 | 124,62 |      |
| OCT  | 94,51  | 82,55  | 92,96  | 98,30  | 99,51  | 104,19 | 122,95 | 126,06 |      |
| NOV  | 95,44  | 85,32  | 94,83  | 100,21 | 101,85 | 106,05 | 124,25 | 125,65 |      |
| DEC  | 96,58  | 87,29  | 97,48  | 100,61 | 106,08 | 108,57 | 123,62 | 127,19 |      |

DO VI/O 4

## PRODUIT : BLE TENDRE

UC/TM

| PERIODE                   | 1968   | 1969   | 1970   | 1971   | 1972   | 1973   | 1974   | 1975   | 1976 |
|---------------------------|--------|--------|--------|--------|--------|--------|--------|--------|------|
| <u>C. PRIX DE MARCHÉ</u>  |        |        |        |        |        |        |        |        |      |
| <u>Pays : ITALIA</u>      |        |        |        |        |        |        |        |        |      |
| <u>Marché : UDINE</u>     |        |        |        |        |        |        |        |        |      |
| JAN                       | 109,20 | 99,20  | 101,44 | 113,12 | 113,20 | 112,80 | 162,34 | 127,25 |      |
| FEB                       | 108,61 | 100,40 | 106,00 | 113,60 | 114,00 | 113,60 | 154,49 | 123,45 |      |
| MAR                       | 108,08 | 100,16 | 107,20 | 113,60 | 112,40 | 115,68 | 146,09 | 120,95 |      |
| APR                       | 108,00 | 101,41 | 107,20 | 113,73 | 110,40 | 124,40 | 132,02 | 120,50 |      |
| MAI                       | 108,48 | 102,88 | 109,81 | 114,40 | -      | 130,61 | 126,13 | 121,25 |      |
| JUN                       | 112,00 | 96,53  | 110,40 | 98,40  | -      | 131,20 | 120,53 | 122,05 |      |
| JUL                       | 100,21 | 90,61  | 97,01  | 102,00 | 103,20 | 135,60 | 122,21 | 123,41 |      |
| AUG                       | 92,00  | 92,96  | 99,68  | 108,80 | 105,60 | 138,21 | 115,26 | 122,81 |      |
| SEP                       | 92,80  | 93,81  | 102,40 | 107,73 | 105,92 | 135,52 | 115,86 | 126,02 |      |
| OCT                       | 92,80  | 95,20  | 106,56 | 107,84 | 106,40 | 138,00 | 120,09 | 128,35 |      |
| NOV                       | 94,72  | 98,61  | 110,40 | 110,40 | 110,93 | 142,55 | 126,05 | 133,31 |      |
| DEC                       | 97,60  | 100,27 | 111,81 | 111,68 | 112,61 | 157,95 | 126,05 | 137,11 |      |
| <u>Pays : LUXEMBOURG</u>  |        |        |        |        |        |        |        |        |      |
| <u>Marché : Ø DU PAYS</u> |        |        |        |        |        |        |        |        |      |
| JAN                       | 103,68 | 105,92 | 105,92 | 105,92 | 108,24 | 112,36 | 113,38 | 123,14 |      |
| FEB                       | 104,62 | 106,86 | 106,86 | 106,86 | 109,26 | 113,42 | 114,40 | 124,24 |      |
| MAR                       | 105,58 | 107,82 | 107,82 | 107,82 | 110,30 | 114,50 | 115,52 | 125,34 |      |
| APR                       | 106,52 | 108,76 | 108,76 | 108,76 | 111,32 | 115,56 | 116,58 | 126,44 |      |
| MAI                       | 107,48 | 109,72 | 109,72 | 109,72 | 112,36 | 116,64 | 117,66 | 127,54 |      |
| JUN                       | 101,16 | 101,16 | 101,16 | 103,08 | 107,00 | 108,02 | 112,14 | 126,86 |      |
| JUL                       | 101,16 | 101,16 | 101,16 | 103,08 | 107,00 | 108,02 | 112,14 | 126,86 |      |
| AUG                       | 101,16 | 101,16 | 101,16 | 103,08 | 107,00 | 108,02 | 112,14 | 127,78 |      |
| SEP                       | 102,12 | 102,12 | 102,12 | 104,12 | 108,08 | 109,10 | 113,24 | 129,19 |      |
| OCT                       | 103,06 | 103,06 | 103,06 | 105,14 | 109,14 | 110,16 | 118,78 | 130,58 |      |
| NOV                       | 104,02 | 104,02 | 104,02 | 106,18 | 110,22 | 111,24 | 120,94 | 131,99 |      |
| DEC                       | 104,96 | 104,96 | 104,96 | 107,20 | 111,28 | 112,34 | 122,04 | 133,38 |      |
| <u>Pays : NEDERLAND</u>   |        |        |        |        |        |        |        |        |      |
| <u>Marché : ROTTERDAM</u> |        |        |        |        |        |        |        |        |      |
| JAN                       | 103,81 | 99,78  | 108,04 | 107,96 | 104,92 | 115,08 | 118,83 | 117,61 |      |
| FEB                       | 104,56 | 99,75  | 108,43 | 106,38 | 104,42 | 112,79 | 116,25 | 117,73 |      |
| MAR                       | 104,78 | 99,94  | 110,08 | 105,36 | 105,75 | 111,71 | 113,95 | 117,87 |      |
| APR                       | 105,50 | 101,10 | 113,78 | 106,80 | 107,18 | 113,95 | 110,90 | 119,94 |      |
| MAI                       | -      | 102,49 | 116,33 | 107,27 | 108,23 | 118,23 | 111,48 | 121,07 |      |
| JUN                       | -      | 102,29 | 113,26 | 109,42 | 108,29 | 121,38 | 111,34 | 123,25 |      |
| JUL                       | 97,29  | -      | 101,05 | 100,86 | 108,15 | 119,14 | 110,73 | 125,45 |      |
| AUG                       | 96,13  | 94,14  | 102,62 | 98,70  | 102,57 | 110,22 | 110,82 | 126,22 |      |
| SEP                       | 95,88  | 98,07  | 104,64 | 98,73  | 104,64 | 109,81 | 113,63 | 126,16 |      |
| OCT                       | 98,01  | 100,44 | 104,14 | 102,15 | 106,44 | 108,32 | 121,24 | 127,80 |      |
| NOV                       | 99,31  | 102,15 | 105,64 | 103,31 | 110,61 | 110,58 | 122,08 | 129,43 |      |
| DEC                       | 100,28 | 105,52 | 107,73 | 102,93 | 114,17 | 116,65 | 121,74 | 130,37 |      |

DO VI/0 4

PRODUIT : BLE TENDRE

UC/TM

| PERIODE                      | 1968 | 1969 | 1970 | 1971 | 1972 | 1973   | 1974   | 1975   | 1976 |
|------------------------------|------|------|------|------|------|--------|--------|--------|------|
| <b>C. PRIX DE MARCHÉ</b>     |      |      |      |      |      |        |        |        |      |
| <b>Pays : DANMARK</b>        |      |      |      |      |      |        |        |        |      |
| <b>Marché : KØBENHAVN</b>    |      |      |      |      |      |        |        |        |      |
| JAN                          |      |      |      |      |      | -      | 114,09 | 108,86 |      |
| FEB                          |      |      |      |      |      | -      | 115,29 | 107,23 |      |
| MAR                          |      |      |      |      |      | -      | 121,37 | 107,46 |      |
| APR                          |      |      |      |      |      | -      | 119,00 | 109,79 |      |
| MAI                          |      |      |      |      |      | -      | 116,87 | 113,32 |      |
| JUN                          |      |      |      |      |      | -      | 118,34 | 113,81 |      |
| JUL                          |      |      |      |      |      | -      | 116,39 | -      |      |
| AUG                          |      |      |      |      |      | -      | -      | -      |      |
| SEP                          |      |      |      |      |      | 103,94 | 104,25 | 120,08 |      |
| OCT                          |      |      |      |      |      | 103,93 | 108,80 | 119,92 |      |
| NOV                          |      |      |      |      |      | 101,28 | 109,85 | 119,09 |      |
| DEC                          |      |      |      |      |      | 104,97 | 111,94 | 120,96 |      |
| <b>Pays : IRELAND</b>        |      |      |      |      |      |        |        |        |      |
| <b>Marché : ENNISCORTHY</b>  |      |      |      |      |      |        |        |        |      |
| JAN                          |      |      |      |      |      | -      | -      | -      |      |
| FEB                          |      |      |      |      |      | -      | -      | -      |      |
| MAR                          |      |      |      |      |      | -      | -      | -      |      |
| APR                          |      |      |      |      |      | -      | -      | -      |      |
| MAI                          |      |      |      |      |      | -      | -      | -      |      |
| JUN                          |      |      |      |      |      | -      | -      | -      |      |
| JUL                          |      |      |      |      |      | -      | -      | -      |      |
| AUG                          |      |      |      |      |      | -      | -      | -      |      |
| SEP                          |      |      |      |      |      | -      | 150,43 | -      |      |
| OCT                          |      |      |      |      |      | -      | 125,39 | -      |      |
| NOV                          |      |      |      |      |      | -      | 143,21 | -      |      |
| DEC                          |      |      |      |      |      | -      | 140,29 | -      |      |
| <b>Pays : UNITED KINGDOM</b> |      |      |      |      |      |        |        |        |      |
| <b>Marché : CAMBRIDGE</b>    |      |      |      |      |      |        |        |        |      |
| JAN                          |      |      |      |      |      | -      | 142,63 | 123,73 |      |
| FEB                          |      |      |      |      |      | -      | 139,18 | 107,28 |      |
| MAR                          |      |      |      |      |      | -      | 143,50 | 97,66  |      |
| APR                          |      |      |      |      |      | -      | 131,38 | 100,67 |      |
| MAI                          |      |      |      |      |      | -      | 131,16 | 101,07 |      |
| JUN                          |      |      |      |      |      | -      | 133,11 | 105,08 |      |
| JUL                          |      |      |      |      |      | -      | 126,22 | 112,70 |      |
| AUG                          |      |      |      |      |      | 119,04 | 127,70 | 109,39 |      |
| SEP                          |      |      |      |      |      | 122,29 | 124,67 | 117,79 |      |
| OCT                          |      |      |      |      |      | 126,18 | 126,03 | 120,95 |      |
| NOV                          |      |      |      |      |      | 127,06 | 127,14 | 118,90 |      |
| DEC                          |      |      |      |      |      | 135,71 | 130,14 | 117,60 |      |

DO VI/0 4

PRODUIT : SEIGLE

UC/TM

| PERIODE  | 1968  | 1969   | 1970   | 1971   | 1972   | 1973   | 1974   | 1975   | 1976   |
|--|-------|--------|--------|--------|--------|--------|--------|--------|--------|
| <u>A. PRIX DE SEUIL</u>                        |       |        |        |        |        |        |        |        |        |
| JAN  | 96,13 | 99,88  | 99,88  | 99,88  | 102,90 | 108,05 | 115,00 | 127,65 | 142,75 |
| FEB  | 96,98 | 100,73 | 100,73 | 100,73 | 103,82 | 109,01 | 115,96 | 128,75 | 144,15 |
| MAR  | 97,83 | 101,58 | 101,58 | 101,58 | 104,74 | 109,97 | 116,92 | 129,85 | 145,55 |
| APR  | 98,68 | 102,43 | 102,43 | 102,43 | 105,66 | 110,93 | 117,88 | 130,95 | 146,95 |
| MAI  | 99,53 | 103,28 | 103,28 | 103,28 | 106,58 | 111,89 | 118,84 | 132,05 | 148,35 |
| JUN  | 99,53 | 103,28 | 103,28 | 103,28 | 106,58 | 111,89 | 118,84 | 133,15 | 149,75 |
| JUL  | 99,53 | 103,28 | 103,28 | 103,28 | 106,58 | 111,89 | 118,84 | 133,15 | 149,75 |
| AUG  | 95,63 | 95,63  | 95,63  | 98,30  | 103,25 | 110,20 | 116,20 | 135,75 |        |
| SEP  | 96,48 | 96,48  | 96,48  | 99,22  | 104,21 | 111,16 | 117,30 | 137,15 |        |
| OCT  | 97,33 | 97,33  | 97,33  | 100,14 | 105,17 | 112,12 | 118,40 | 138,55 |        |
| NOV  | 98,18 | 98,18  | 98,18  | 101,06 | 106,13 | 113,08 | 120,33 | 139,95 |        |
| DEC  | 99,03 | 99,03  | 99,03  | 101,98 | 107,09 | 114,04 | 122,33 | 141,35 |        |
| <u>B. 1) PRELEVEMENTS A L'IMPORTATION P.T.</u> |       |        |        |        |        |        |        |        |        |
| JAN  | 36,11 | 42,88  | 41,78  | 37,22  | 50,64  | 27,43  | 2,146  | 12,671 |        |
| FEB  | 36,85 | 39,46  | 42,33  | 38,84  | 52,82  | 31,95  | 0      | 20,942 |        |
| MAR  | 40,17 | 41,56  | 42,88  | 42,27  | 54,24  | 38,74  | 0      | 45,831 |        |
| APR  | 44,99 | 45,44  | 46,66  | 45,68  | 54,31  | 42,87  | 13,394 | 48,334 |        |
| MAI  | 45,71 | 45,04  | 48,48  | 47,03  | 57,62  | 46,47  | 32,210 | 55,257 |        |
| JUN  | 46,09 | 44,58  | 48,62  | 45,08  | 60,29  | 46,74  | 24,574 | 52,033 |        |
| JUL  | 47,29 | 46,11  | 48,94  | 47,73  | 59,87  | 37,94  | 9,941  | 47,535 |        |
| AUG  | 44,82 | 40,84  | 41,42  | 47,84  | 53,25  | 18,72  | 0,801  | 33,458 |        |
| SEP  | 44,52 | 42,35  | 38,04  | 49,72  | 53,35  | 4,94   | 0      | 21,777 |        |
| OCT  | 45,58 | 42,40  | 40,76  | 51,34  | 51,34  | 5,24   | 0,075  | 23,785 |        |
| NOV  | 44,58 | 40,71  | 40,53  | 53,06  | 45,66  | 11,16  | 3,564  | 35,378 |        |
| DEC  | 47,28 | 40,33  | 39,77  | 51,99  | 32,15  | 11,59  | 5,531  | 48,876 |        |
| <u>B. 2) PRELEVEMENTS A L'EXPORTATION P.T.</u> |       |        |        |        |        |        |        |        |        |
| JAN  |       |        |        |        |        |        | 10,000 | -      |        |
| FEB  |       |        |        |        |        |        | 10,000 | -      |        |
| MAR  |       |        |        |        |        |        | 9,032  | -      |        |
| APR  |       |        |        |        |        |        | -      | -      |        |
| MAI  |       |        |        |        |        |        | -      | -      |        |
| JUN  |       |        |        |        |        |        | -      | -      |        |
| JUL  |       |        |        |        |        |        | -      | -      |        |
| AUG  |       |        |        |        |        |        | 0      | -      |        |
| SEP  |       |        |        |        |        |        | 0      | 0      |        |
| OCT  |       |        |        |        |        |        | 12,581 | 0      |        |
| NOV  |       |        |        |        |        |        | 14,353 | -      |        |
| DEC  |       |        |        |        |        |        | -      | -      |        |

DO VI/0 4

PRODUIT : SEIGLE

UC/TM

| PERIODE   | 1968  | 1969   | 1970   | 1971   | 1972   | 1973   | 1974   | 1975   | 1976 |
|---|-------|--------|--------|--------|--------|--------|--------|--------|------|
| <u>C. PRIX DE MARCHÉ</u>                        |       |        |        |        |        |        |        |        |      |
| <u>Pays : BELGIQUE/BELGIE</u>                   |       |        |        |        |        |        |        |        |      |
| <u>Marchés : Ø BRUXELLES - KORTRIJK - LIEGE</u> |       |        |        |        |        |        |        |        |      |
| JAN   | 92,24 | 89,32  | 92,98  | 97,00  | 93,00  | 101,00 | 109,00 | 116,26 |      |
| FEB   | 92,24 | 89,32  | 93,20  | 97,26  | 92,26  | 98,76  | 110,50 | 113,50 |      |
| MAR   | 92,24 | 89,32  | 93,94  | 95,00  | 92,00  | 97,76  | 109,00 | 113,00 |      |
| APR   | 92,24 | 89,32  | 94,82  | 95,00  | 92,26  | 97,00  | 107,26 | 113,40 |      |
| MAI   | -     | 89,32  | -      | -      | 93,80  | 100,40 | 107,76 | 114,00 |      |
| JUN   | -     | -      | -      | -      | 94,00  | 103,76 | 106,50 | 114,00 |      |
| JUL   | -     | -      | -      | -      | -      | 104,00 | -      | -      |      |
| AUG   | 89,32 | 81,80  | 88,36  | 85,26  | 92,76  | 96,34  | 100,50 | 119,86 |      |
| SEP   | 87,86 | 83,50  | 91,84  | 86,20  | 92,26  | 98,26  | 105,00 | 119,62 |      |
| OCT   | 88,94 | 86,80  | 93,20  | 89,50  | 93,00  | 101,00 | 112,20 | 120,87 |      |
| NOV   | 89,32 | 89,58  | 93,20  | 92,00  | 94,76  | 104,00 | 115,50 | 121,37 |      |
| DEC   | 89,32 | 91,26  | 93,98  | 92,40  | 98,76  | 103,66 | 118,00 | 122,88 |      |
| <u>Pays : DEUTSCHLAND</u>                       |       |        |        |        |        |        |        |        |      |
| <u>Marché : WÜRZBURG</u>                        |       |        |        |        |        |        |        |        |      |
| JAN   | 98,13 | 96,63  | 105,19 | 101,26 | 97,95  | 102,46 | 116,64 | 122,67 |      |
| FEB   | 98,13 | 96,63  | 98,93  | 102,68 | 99,62  | 103,50 | 119,54 | 126,51 |      |
| MAR   | 98,35 | 98,00  | 98,77  | 103,14 | 100,27 | 104,51 | 119,54 | 121,66 |      |
| APR   | 99,13 | 99,38  | 98,91  | 103,14 | 100,27 | 104,51 | 119,54 | 122,38 |      |
| MAI   | 99,13 | 99,38  | 100,41 | 103,14 | 100,27 | 104,51 | 118,63 | 122,27 |      |
| JUN   | 99,13 | -      | -      | 103,14 | 100,27 | 104,51 | -      | 122,27 |      |
| JUL   | -     | -      | -      | 100,87 | -      | -      | -      | 122,27 |      |
| AUG   | 95,03 | 92,25  | 96,09  | 96,31  | 98,25  | 100,00 | 111,72 | 128,76 |      |
| SEP   | 95,50 | 92,98  | 96,83  | 96,31  | 98,55  | 102,08 | 114,10 | 132,73 |      |
| OCT   | 95,75 | 93,16  | 100,41 | 96,31  | 99,97  | 103,87 | 116,53 | 133,32 |      |
| NOV   | 96,63 | 104,86 | 100,36 | 94,48  | 100,82 | 109,04 | 119,78 | 133,32 |      |
| DEC   | 96,63 | 104,92 | 100,08 | 97,46  | 101,64 | 111,07 | 122,35 | 133,85 |      |
| <u>Pays : FRANCE</u>                            |       |        |        |        |        |        |        |        |      |
| <u>Marché : DEP. LOIRET</u>                     |       |        |        |        |        |        |        |        |      |
| JAN   | -     | -      | -      | -      | -      | -      | -      | -      |      |
| FEB   | -     | -      | -      | -      | -      | -      | -      | -      |      |
| MAR   | -     | -      | -      | -      | -      | -      | -      | -      |      |
| APR   | -     | -      | -      | -      | -      | -      | -      | -      |      |
| MAI   | -     | -      | -      | -      | -      | -      | -      | -      |      |
| JUN   | -     | -      | -      | -      | -      | -      | -      | -      |      |
| JUL   | -     | -      | -      | -      | -      | -      | -      | -      |      |
| AUG   | -     | -      | -      | -      | -      | -      | -      | -      |      |
| SEP   | -     | 75,53  | 84,24  | -      | -      | -      | -      | -      |      |
| OCT   | -     | 76,97  | 85,18  | -      | -      | -      | -      | -      |      |
| NOV   | -     | 76,97  | 86,73  | -      | -      | -      | -      | -      |      |
| DEC   | -     | -      | -      | -      | -      | -      | -      | -      |      |

DG VI/3 4

## PRODUIT : SEIGLE

UC/TM

| PERIODE                   | 1968  | 1969   | 1970   | 1971   | 1972   | 1973   | 1974   | 1975   | 1976 |
|---------------------------|-------|--------|--------|--------|--------|--------|--------|--------|------|
| <u>C. PRIX DE MARCHÉ</u>  |       |        |        |        |        |        |        |        |      |
| <u>Pays : ITALIA</u>      |       |        |        |        |        |        |        |        |      |
| <u>Marché : BOLOGNA</u>   |       |        |        |        |        |        |        |        |      |
| JAN                       | 90,40 | 92,96  | 93,60  | 93,60  | 96,80  | 108,00 | 136,07 | -      |      |
| FEB                       | 90,80 | 92,80  | 93,60  | 93,60  | 96,70  | 109,60 | 129,64 | -      |      |
| MAR                       | 92,32 | 96,80  | 93,60  | 93,60  | 96,08  | 109,60 | -      | -      |      |
| APR                       | 93,60 | 99,20  | 96,48  | 92,80  | 101,07 | 109,60 | 124,03 | -      |      |
| MAI                       | 93,60 | 98,08  | 98,80  | 89,60  | 105,33 | 111,20 | 122,19 | -      |      |
| JUN                       | -     | 93,07  | 100,21 | 88,40  | -      | -      | 118,43 | -      |      |
| JUL                       | 86,40 | 83,60  | 85,60  | 87,20  | -      | -      | 114,43 | 129,05 |      |
| AUG                       | 84,80 | 85,20  | 90,00  | 91,20  | 100,00 | 127,84 | 116,10 | 125,44 |      |
| SEP                       | 84,00 | 88,80  | 93,60  | 92,00  | 100,32 | 121,20 | 119,98 | 127,19 |      |
| OCT                       | 86,48 | 94,56  | 94,56  | 92,64  | 101,60 | 118,00 | 122,52 | 127,77 |      |
| NOV                       | 92,00 | 95,20  | 94,40  | 94,80  | 101,60 | 111,54 | 126,95 | 128,35 |      |
| DEC                       | 93,60 | 93,60  | 93,60  | 96,48  | 103,20 | -      | 128,45 | 128,94 |      |
| <u>Pays : LUXEMBOURG</u>  |       |        |        |        |        |        |        |        |      |
| <u>Marché : Ø DU PAYS</u> |       |        |        |        |        |        |        |        |      |
| JAN                       | 91,92 | 97,66  | 97,66  | 97,66  | 99,76  | 104,46 | 107,92 | 117,64 |      |
| FEB                       | 92,76 | 98,50  | 98,50  | 98,50  | 100,68 | 105,42 | 108,88 | 118,74 |      |
| MAR                       | 93,62 | 99,36  | 99,36  | 99,36  | 101,60 | 106,38 | 109,84 | 119,84 |      |
| APR                       | 94,46 | 100,20 | 100,20 | 100,20 | 102,52 | 107,34 | 110,80 | 120,94 |      |
| MAI                       | 95,32 | 101,06 | 101,06 | 101,06 | 103,44 | 108,30 | 111,76 | 122,04 |      |
| JUN                       | 93,40 | 93,40  | 93,40  | 95,16  | 99,66  | 103,12 | 107,04 | 124,10 |      |
| JUL                       | 93,40 | 93,40  | 93,40  | 95,16  | 99,66  | 103,12 | 107,04 | 124,10 |      |
| AUG                       | 93,40 | 93,40  | 93,40  | 95,16  | 99,66  | 103,12 | 107,04 | 125,00 |      |
| SEP                       | 94,26 | 94,26  | 94,26  | 96,08  | 100,62 | 104,08 | 108,14 | 126,39 |      |
| OCT                       | 95,10 | 95,10  | 95,10  | 97,00  | 101,58 | 105,04 | 113,36 | 127,80 |      |
| NOV                       | 95,96 | 95,96  | 95,96  | 97,92  | 102,54 | 106,00 | 115,44 | 129,13 |      |
| DEC                       | 96,80 | 96,80  | 96,80  | 98,84  | 103,50 | 106,96 | 116,54 | 130,60 |      |
| <u>Pays : NEDERLAND</u>   |       |        |        |        |        |        |        |        |      |
| <u>Marché : ROTTERDAM</u> |       |        |        |        |        |        |        |        |      |
| JAN                       | 92,54 | 89,31  | 93,40  | 96,02  | 95,14  | 101,93 | 116,16 | 117,61 |      |
| FEB                       | 93,76 | 89,31  | 95,14  | 96,08  | 96,99  | 102,21 | 116,89 | 115,81 |      |
| MAR                       | 95,14 | 89,25  | 95,39  | 95,17  | 97,51  | 102,90 | 115,61 | 116,89 |      |
| APR                       | 95,56 | 90,33  | 95,72  | 95,47  | 99,45  | 104,12 | 111,94 | 117,76 |      |
| MAI                       | -     | 90,99  | 96,52  | 96,69  | 99,86  | 106,08 | 115,09 | 117,99 |      |
| JUN                       | -     | 90,47  | -      | 97,38  | 99,61  | 106,52 | 115,61 | 118,51 |      |
| JUL                       | 88,87 | -      | 88,40  | 90,88  | 93,23  | 106,35 | 112,53 | 119,79 |      |
| AUG                       | 89,25 | 87,02  | 88,56  | 89,89  | 93,18  | 103,07 | 110,53 | 124,78 |      |
| SEP                       | 88,34 | 89,06  | 91,33  | 90,11  | 94,56  | 105,73 | 112,70 | 126,51 |      |
| OCT                       | 88,26 | 89,94  | 91,33  | 92,35  | 95,39  | 103,59 | 117,47 | 127,50 |      |
| NOV                       | 88,54 | 90,14  | 92,79  | 93,59  | 96,41  | 105,65 | 119,79 | 129,81 |      |
| DEC                       | 89,03 | 91,57  | 94,92  | 93,92  | 99,45  | 110,85 | 120,52 | 130,16 |      |

DG VI/G 4

PRODUIT : SEIGLE

UC/TM

| PERIODE                      | 1968 | 1969 | 1970 | 1971 | 1972 | 1973  | 1974   | 1975   | 1976 |
|------------------------------|------|------|------|------|------|-------|--------|--------|------|
| <u>C. PRIX DE MARCHE</u>     |      |      |      |      |      |       |        |        |      |
| <u>Pays : DANMARK</u>        |      |      |      |      |      |       |        |        |      |
| <u>Marché : KØBENHAVN</u>    |      |      |      |      |      |       |        |        |      |
| JAN                          |      |      |      |      |      | -     | 103,76 | 109,44 |      |
| FEB                          |      |      |      |      |      | -     | 112,78 | 108,20 |      |
| MAR                          |      |      |      |      |      | -     | 125,58 | 108,20 |      |
| APR                          |      |      |      |      |      | -     | 128,50 | 108,20 |      |
| MAI                          |      |      |      |      |      | -     | 127,34 | 108,20 |      |
| JUN                          |      |      |      |      |      | -     | -      | -      |      |
| JUL                          |      |      |      |      |      | -     | -      | -      |      |
| AUG                          |      |      |      |      |      | -     | -      | -      |      |
| SEP                          |      |      |      |      |      | 97,65 | 104,25 | 121,40 |      |
| OCT                          |      |      |      |      |      | 98,08 | 107,28 | 121,24 |      |
| NOV                          |      |      |      |      |      | 97,65 | 108,53 | 120,74 |      |
| DEC                          |      |      |      |      |      | 98,18 | 110,62 | 120,74 |      |
| <u>Pays : IRELAND</u>        |      |      |      |      |      |       |        |        |      |
| <u>Marché : ENNISCORTHY</u>  |      |      |      |      |      |       |        |        |      |
| JAN                          |      |      |      |      |      | -     | -      | -      |      |
| FEB                          |      |      |      |      |      | -     | -      | -      |      |
| MAR                          |      |      |      |      |      | -     | -      | -      |      |
| APR                          |      |      |      |      |      | -     | -      | -      |      |
| MAI                          |      |      |      |      |      | -     | -      | -      |      |
| JUN                          |      |      |      |      |      | -     | -      | -      |      |
| JUL                          |      |      |      |      |      | -     | -      | -      |      |
| AUG                          |      |      |      |      |      | -     | -      | -      |      |
| SEP                          |      |      |      |      |      | -     | -      | -      |      |
| OCT                          |      |      |      |      |      | -     | -      | -      |      |
| NOV                          |      |      |      |      |      | -     | -      | -      |      |
| DEC                          |      |      |      |      |      | -     | -      | -      |      |
| <u>Pays : UNITED KINGDOM</u> |      |      |      |      |      |       |        |        |      |
| <u>Marché : CAMBRIDGE</u>    |      |      |      |      |      |       |        |        |      |
| JAN                          |      |      |      |      |      | -     | -      | -      |      |
| FEB                          |      |      |      |      |      | -     | -      | -      |      |
| MAR                          |      |      |      |      |      | -     | -      | -      |      |
| APR                          |      |      |      |      |      | -     | -      | -      |      |
| MAI                          |      |      |      |      |      | -     | -      | -      |      |
| JUN                          |      |      |      |      |      | -     | -      | -      |      |
| JUL                          |      |      |      |      |      | -     | -      | -      |      |
| AUG                          |      |      |      |      |      | -     | -      | -      |      |
| SEP                          |      |      |      |      |      | -     | -      | -      |      |
| OCT                          |      |      |      |      |      | -     | -      | -      |      |
| NOV                          |      |      |      |      |      | -     | -      | -      |      |
| DEC                          |      |      |      |      |      | -     | -      | -      |      |

DO VI/G 4

PRODUIT : ORGE

UC/TM

| PERIODE  | 1968  | 1969  | 1970  | 1971   | 1972   | 1973   | 1974   | 1975   | 1976   |
|--|-------|-------|-------|--------|--------|--------|--------|--------|--------|
| <u>A. PRIX DE SEUIL</u>                        |       |       |       |        |        |        |        |        |        |
| JAN  | 92,00 | 95,19 | 96,19 | 96,19  | 101,09 | 105,40 | 106,50 | 118,75 | 131,00 |
| FEB  | 92,75 | 95,94 | 96,94 | 96,94  | 101,90 | 106,25 | 107,35 | 119,85 | 132,40 |
| MAR  | 93,50 | 96,69 | 97,69 | 97,69  | 102,71 | 107,10 | 108,20 | 120,95 | 133,80 |
| APR  | 94,25 | 97,44 | 98,44 | 98,44  | 103,52 | 107,95 | 109,05 | 122,05 | 135,20 |
| MAI  | 95,00 | 98,19 | 99,19 | 99,19  | 104,33 | 108,80 | 109,90 | 123,15 | 136,60 |
| JUN  | 95,00 | 98,19 | 99,19 | 99,19  | 104,33 | 108,80 | 109,90 | 124,25 | 138,00 |
| JUL  | 95,00 | 98,19 | 99,19 | 99,19  | 104,33 | 108,80 | 109,90 | 124,25 | 138,00 |
| AUG  | 92,19 | 93,19 | 93,19 | 97,85  | 102,00 | 103,10 | 107,70 | 124,00 |        |
| SEP  | 92,19 | 93,19 | 93,19 | 97,85  | 102,00 | 103,10 | 108,80 | 125,40 |        |
| OCT  | 92,94 | 93,94 | 93,94 | 98,66  | 102,85 | 103,95 | 109,90 | 126,80 |        |
| NOV  | 93,69 | 94,69 | 94,69 | 99,47  | 103,70 | 104,80 | 116,55 | 128,20 |        |
| DEC  | 94,44 | 95,44 | 95,44 | 100,28 | 104,55 | 105,65 | 117,65 | 129,60 |        |
| <u>B. 1) PRELEVEMENTS A L'IMPORTATION P.T.</u> |       |       |       |        |        |        |        |        |        |
| JAN  | 33,78 | 42,34 | 49,76 | 24,19  | 41,15  | 13,55  | 0      | 0      |        |
| FEB  | 38,50 | 45,87 | 50,19 | 24,33  | 38,84  | 21,31  | 0      | 2,213  |        |
| MAR  | 40,54 | 46,68 | 49,88 | 27,01  | 38,19  | 30,95  | 0      | 18,448 |        |
| APR  | 40,69 | 53,08 | 51,91 | 32,83  | 42,33  | 37,33  | 6,743  | 35,230 |        |
| MAI  | 41,10 | 51,75 | 50,05 | 43,97  | 50,88  | 33,70  | 1,789  | 47,632 |        |
| JUN  | 41,54 | 50,77 | 53,17 | 43,26  | 53,05  | 19,56  | 0,573  | 53,253 |        |
| JUL  | 42,05 | 53,38 | 48,26 | 43,42  | 53,23  | 12,22  | 0,690  | 40,763 |        |
| AUG  | 42,42 | 51,06 | 37,40 | 48,92  | 45,84  | 0,05   | 0      | 3,120  |        |
| SEP  | 44,81 | 49,04 | 23,30 | 36,35  | 35,68  | 0      | 0      | 0,328  |        |
| OCT  | 46,36 | 50,42 | 23,08 | 32,52  | 34,01  | 3,56   | 0      | 3,495  |        |
| NOV  | 44,60 | 51,46 | 26,65 | 41,33  | 35,12  | 9,45   | 0      | 13,422 |        |
| DEC  | 41,69 | 50,06 | 24,84 | 41,83  | 22,60  | 0,30   | 0      | 21,618 |        |
| <u>B. 2) PRELEVEMENTS A L'EXPORTATION P.T.</u> |       |       |       |        |        |        |        |        |        |
| JAN  |       |       |       |        |        |        | 22,097 | 27,742 |        |
| FEB  |       |       |       |        |        |        | 26,429 | -      |        |
| MAR  |       |       |       |        |        |        | 32,742 | -      |        |
| APR  |       |       |       |        |        |        | 4,000  | -      |        |
| MAI  |       |       |       |        |        |        | -      | -      |        |
| JUN  |       |       |       |        |        |        | -      | -      |        |
| JUL  |       |       |       |        |        |        | 0,258  | -      |        |
| AUG  |       |       |       |        |        | 14,50  | 25,742 | 7,613  |        |
| SEP  |       |       |       |        |        | 6,23   | 35,000 | 15,667 |        |
| OCT  |       |       |       |        |        | 4,39   | 43,548 | 11,452 |        |
| NOV  |       |       |       |        |        | -      | 55,000 | 2,000  |        |
| DEC  |       |       |       |        |        | 15,00  | 55,000 | -      |        |



DG VI/0 4

PRODUIT : ORGE

UC/TM

| PERIODE   | 1968  | 1969  | 1970  | 1971  | 1972  | 1973   | 1974   | 1975   | 1976 |
|---|-------|-------|-------|-------|-------|--------|--------|--------|------|
| <u>C. PRIX DE MARCHE</u>                        |       |       |       |       |       |        |        |        |      |
| <u>Pays : BELGIQUE/BELGIE</u>                   |       |       |       |       |       |        |        |        |      |
| <u>Marchés : Ø BRUXELLES - KORTRIJK - LIEGE</u> |       |       |       |       |       |        |        |        |      |
| JAN   | 89,26 | 88,42 | 89,84 | 95,90 | 96,76 | 100,34 | 106,40 | 116,34 |      |
| FEB   | 88,56 | 88,30 | 89,84 | 94,56 | 96,76 | 97,54  | 109,50 | 112,18 |      |
| MAR   | 88,54 | 87,88 | 90,36 | 90,36 | 96,00 | 96,34  | 106,46 | 110,40 |      |
| APR   | 88,42 | 88,78 | 94,62 | 90,80 | 97,68 | 96,90  | 101,88 | 112,04 |      |
| MAI   | 88,54 | 89,30 | 98,10 | 91,16 | 99,66 | 98,08  | 103,64 | 112,64 |      |
| JUN   | 88,42 | 89,66 | 97,50 | 89,92 | 98,30 | 98,92  | 105,36 | 114,92 |      |
| JUL   | 85,38 | 82,98 | 92,00 | 88,36 | 93,00 | 94,80  | 96,12  | 115,78 |      |
| AUG   | 82,64 | 81,58 | 90,60 | 87,32 | 91,20 | 95,38  | 101,00 | 120,43 |      |
| SEP   | 83,08 | 84,36 | 93,04 | 88,76 | 92,84 | 87,76  | 106,12 | 120,37 |      |
| OCT   | 84,00 | 86,86 | 92,86 | 92,30 | 94,12 | 96,54  | 113,26 | 120,85 |      |
| NOV   | 86,54 | 87,90 | 92,16 | 95,00 | 95,20 | 97,72  | 116,38 | 122,44 |      |
| DEC   | 88,42 | 89,44 | 94,44 | 95,76 | 98,34 | 101,68 | 117,38 | 124,03 |      |
| <u>Pays : DEUTSCHLAND</u>                       |       |       |       |       |       |        |        |        |      |
| <u>Marché : WURZBURG</u>                        |       |       |       |       |       |        |        |        |      |
| JAN   | 85,20 | 89,13 | -     | 95,63 | 93,66 | 94,89  | 104,78 | 114,59 |      |
| FEB   | 85,45 | 90,25 | 91,53 | 95,63 | 94,48 | 96,17  | 105,74 | 111,01 |      |
| MAR   | 86,20 | 90,78 | 93,11 | 95,63 | 93,08 | 96,26  | 104,51 | 109,97 |      |
| APR   | 86,63 | 91,75 | 95,36 | 95,30 | 92,40 | 98,72  | 102,24 | 109,97 |      |
| MAI   | 86,63 | 92,00 | 95,46 | 95,63 | 91,53 | 97,02  | 100,85 | 109,97 |      |
| JUN   | 86,63 | 89,83 | 95,63 | 95,63 | 91,53 | 95,36  | 100,08 | -      |      |
| JUL   | 86,00 | 86,63 | 87,79 | 91,53 | 92,21 | 94,26  | 95,85  | 111,89 |      |
| AUG   | 85,43 | 86,93 | 87,43 | 89,48 | 91,53 | 93,72  | 100,63 | 117,61 |      |
| SEP   | 81,10 | 87,70 | 88,80 | 89,13 | 91,34 | 91,64  | 103,50 | 120,65 |      |
| OCT   | 79,18 | 90,19 | 95,63 | 90,85 | 90,85 | 91,94  | 111,69 | 120,88 |      |
| NOV   | 85,63 | 98,31 | 95,63 | 91,67 | 91,67 | 93,93  | 116,48 | 120,94 |      |
| DEC   | 87,88 | 98,91 | 95,63 | 92,49 | 92,62 | 96,80  | 116,80 | 121,27 |      |
| <u>Pays : FRANCE</u>                            |       |       |       |       |       |        |        |        |      |
| <u>Marché : DEP. INDRE</u>                      |       |       |       |       |       |        |        |        |      |
| JAN   | 83,21 | 84,56 | 76,00 | 87,56 | 98,38 | 95,30  | 103,02 | 122,63 |      |
| FEB   | 83,33 | 84,77 | 76,99 | 84,98 | 97,03 | 93,57  | 107,25 | 114,09 |      |
| MAR   | 83,69 | 88,19 | 78,03 | 81,96 | 96,94 | 93,51  | 105,11 | 110,67 |      |
| APR   | 84,08 | 85,68 | 84,67 | 82,46 | 99,29 | 95,93  | 98,75  | 111,45 |      |
| MAI   | 84,58 | 87,54 | 86,67 | 83,97 | 97,71 | 96,34  | 104,48 | 112,49 |      |
| JUN   | 86,87 | 87,26 | 84,04 | 83,58 | 93,39 | 99,13  | 117,48 | 113,52 |      |
| JUL   | 80,51 | 80,43 | 79,24 | 83,65 | 92,54 | 100,82 | 110,89 | 117,19 |      |
| AUG   | 80,01 | 73,72 | 81,47 | 84,85 | 91,91 | 92,27  | 120,23 | 120,41 |      |
| SEP   | 80,43 | 72,67 | 84,37 | 86,91 | 92,54 | 91,08  | 120,72 | 118,53 |      |
| OCT   | 80,92 | 73,30 | 86,26 | 89,09 | 92,67 | 90,96  | 127,36 | 118,71 |      |
| NOV   | 82,30 | 74,02 | 86,82 | 94,56 | 93,73 | 93,03  | 128,78 | 119,58 |      |
| DEC   | 86,10 | 75,33 | 86,87 | 98,27 | 95,91 | 95,51  | 127,21 | 117,93 |      |

DG VI/0 4

## PRODUIT : O R G E

UC/TM

| PERIODE                   | 1968  | 1969   | 1970   | 1971   | 1972   | 1973   | 1974   | 1975   | 1976 |
|---------------------------|-------|--------|--------|--------|--------|--------|--------|--------|------|
| <u>C. PRIX DE MARCHÉ</u>  |       |        |        |        |        |        |        |        |      |
| <u>Pays : ITALIA</u>      |       |        |        |        |        |        |        |        |      |
| <u>Marché : FOGGIA</u>    |       |        |        |        |        |        |        |        |      |
| JAN                       | 88,00 | -      | 91,60  | 97,60  | 94,40  | 102,40 | -      | -      |      |
| FEB                       | -     | -      | 90,40  | -      | 93,20  | -      | -      | -      |      |
| MAR                       | -     | -      | 90,40  | -      | 92,00  | -      | -      | -      |      |
| APR                       | -     | -      | 90,40  | -      | -      | -      | -      | -      |      |
| MAI                       | -     | -      | 90,40  | -      | -      | -      | -      | -      |      |
| JUN                       | 88,80 | 81,60  | 82,40  | 83,20  | 87,01  | 118,40 | -      | 126,05 |      |
| JUL                       | 92,61 | 84,48  | 87,20  | 85,87  | 89,60  | 135,81 | -      | 125,05 |      |
| AUG                       | 96,40 | 89,41  | 88,80  | 87,20  | 92,80  | 148,16 | 123,59 | 125,44 |      |
| SEP                       | -     | 95,60  | 91,04  | 89,76  | 95,74  | 153,01 | -      | -      |      |
| OCT                       | -     | 100,96 | 96,80  | 91,20  | 97,60  | 153,60 | -      | -      |      |
| NOV                       | -     | 98,40  | 97,60  | 94,40  | 101,60 | 147,69 | -      | -      |      |
| DEC                       | -     | 96,16  | 97,60  | 94,40  | 101,60 | -      | -      | -      |      |
| <u>Pays : LUXEMBOURG</u>  |       |        |        |        |        |        |        |        |      |
| <u>Marché : / DU PAYS</u> |       |        |        |        |        |        |        |        |      |
| JAN                       | 94,00 | 90,00  | 99,00  | 103,00 | 104,00 | 104,00 | -      | -      |      |
| FEB                       | 94,00 | 90,00  | 99,00  | 102,00 | 104,00 | 104,00 | -      | -      |      |
| MAR                       | 96,00 | 90,00  | 99,00  | 105,00 | 104,00 | 104,00 | -      | -      |      |
| APR                       | 96,00 | 94,00  | 99,00  | 105,00 | 104,00 | 98,00  | -      | -      |      |
| MAI                       | 96,00 | 98,00  | 103,00 | 105,00 | 104,00 | -      | -      | -      |      |
| JUN                       | 96,00 | 98,00  | 102,00 | 105,00 | 104,00 | -      | -      | -      |      |
| JUL                       | 96,00 | 100,00 | 99,00  | 105,00 | 104,00 | -      | -      | -      |      |
| AUG                       | 94,00 | 92,00  | 98,00  | 108,00 | 104,00 | -      | -      | -      |      |
| SEP                       | 93,00 | 94,00  | 100,00 | 108,00 | -      | -      | -      | -      |      |
| OCT                       | 89,00 | 94,00  | 100,00 | 108,00 | -      | -      | -      | -      |      |
| NOV                       | 91,00 | 95,00  | 101,00 | 104,00 | -      | -      | -      | -      |      |
| DEC                       | 90,00 | 96,00  | 102,00 | 104,00 | -      | -      | -      | -      |      |
| <u>Pays : NEDERLAND</u>   |       |        |        |        |        |        |        |        |      |
| <u>Marché : ROTTERDAM</u> |       |        |        |        |        |        |        |        |      |
| JAN                       | 91,91 | 91,27  | 92,71  | 95,80  | 99,25  | 105,14 | 112,04 | 119,24 |      |
| FEB                       | 91,44 | 90,06  | 93,07  | 93,76  | 99,97  | 102,21 | 112,36 | 111,08 |      |
| MAR                       | 91,96 | 89,50  | 95,52  | 92,71  | 100,41 | 99,98  | 111,46 | 111,08 |      |
| APR                       | 92,38 | 90,00  | 100,03 | 93,20  | 102,57 | 101,60 | 107,61 | 114,85 |      |
| MAI                       | -     | 91,38  | 105,36 | 94,61  | 103,59 | 103,51 | 109,63 | 116,33 |      |
| JUN                       | -     | 91,44  | -      | 93,51  | 102,57 | 104,59 | 112,18 | 119,79 |      |
| JUL                       | 87,38 | -      | 91,02  | 90,44  | 93,09  | 101,52 | 107,10 | 119,64 |      |
| AUG                       | 85,80 | 83,56  | 92,98  | 88,07  | 93,34  | 99,72  | 106,00 | 122,12 |      |
| SEP                       | 86,44 | 87,38  | 94,20  | 89,39  | 97,32  | 97,95  | 109,63 | 122,71 |      |
| OCT                       | 88,37 | 88,51  | 92,21  | 93,40  | 97,73  | 97,63  | 118,34 | 121,95 |      |
| NOV                       | 90,41 | 89,36  | 93,23  | 97,21  | 98,98  | 101,09 | 120,17 | 123,23 |      |
| DEC                       | 91,35 | 90,72  | 94,89  | 96,22  | 102,02 | 106,72 | 121,01 | 124,55 |      |

## PRODUIT : O R G E

UC/TM

| PERIODE                      | 1968 | 1969 | 1970 | 1971 | 1972 | 1973   | 1974   | 1975   | 1976 |
|------------------------------|------|------|------|------|------|--------|--------|--------|------|
| <u>G. PRIX DE MARCHÉ</u>     |      |      |      |      |      |        |        |        |      |
| <u>Pays : DANMARK</u>        |      |      |      |      |      |        |        |        |      |
| <u>Marché : KØBENHAVN</u>    |      |      |      |      |      |        |        |        |      |
| JAN                          |      |      |      |      |      | -      | 106,28 | 108,61 |      |
| FEB                          |      |      |      |      |      | -      | 107,35 | 103,99 |      |
| MAR                          |      |      |      |      |      | -      | 111,81 | 99,55  |      |
| APR                          |      |      |      |      |      | -      | 106,94 | 101,80 |      |
| MAI                          |      |      |      |      |      | -      | 109,50 | 104,75 |      |
| JUN                          |      |      |      |      |      | -      | 116,25 | 105,56 |      |
| JUL                          |      |      |      |      |      | -      | 112,43 | 106,22 |      |
| AUG                          |      |      |      |      |      | -      | -      | -      |      |
| SEP                          |      |      |      |      |      | 91,71  | 98,97  | 113,48 |      |
| OCT                          |      |      |      |      |      | 92,87  | 104,97 | 117,69 |      |
| NOV                          |      |      |      |      |      | 93,93  | 107,05 | 117,19 |      |
| DEC                          |      |      |      |      |      | 95,54  | 109,52 | 117,55 |      |
| <u>Pays : IRELAND</u>        |      |      |      |      |      |        |        |        |      |
| <u>Marché : ENNISCORTHY</u>  |      |      |      |      |      |        |        |        |      |
| JAN                          |      |      |      |      |      | -      | 142,85 | 126,85 |      |
| FEB                          |      |      |      |      |      | -      | 142,85 | -      |      |
| MAR                          |      |      |      |      |      | -      | -      | -      |      |
| APR                          |      |      |      |      |      | -      | -      | -      |      |
| MAI                          |      |      |      |      |      | -      | 125,53 | -      |      |
| JUN                          |      |      |      |      |      | -      | -      | -      |      |
| JUL                          |      |      |      |      |      | -      | -      | -      |      |
| AUG                          |      |      |      |      |      | -      | -      | -      |      |
| SEP                          |      |      |      |      |      | -      | -      | -      |      |
| OCT                          |      |      |      |      |      | -      | 125,59 | -      |      |
| NOV                          |      |      |      |      |      | -      | 124,90 | -      |      |
| DEC                          |      |      |      |      |      | -      | 126,65 | -      |      |
| <u>Pays : UNITED KINGDOM</u> |      |      |      |      |      |        |        |        |      |
| <u>Marché : CAMBRIDGE</u>    |      |      |      |      |      |        |        |        |      |
| JAN                          |      |      |      |      |      | -      | 129,21 | 121,52 |      |
| FEB                          |      |      |      |      |      | -      | 131,38 | 104,88 |      |
| MAR                          |      |      |      |      |      | -      | 132,46 | 99,06  |      |
| APR                          |      |      |      |      |      | -      | 122,51 | 101,07 |      |
| MAI                          |      |      |      |      |      | -      | 125,54 | 101,87 |      |
| JUN                          |      |      |      |      |      | -      | 126,40 | 102,47 |      |
| JUL                          |      |      |      |      |      | -      | 121,86 | 108,49 |      |
| AUG                          |      |      |      |      |      | 98,70  | 119,69 | 105,46 |      |
| SEP                          |      |      |      |      |      | 99,35  | 118,39 | 112,19 |      |
| OCT                          |      |      |      |      |      | 108,00 | 120,33 | 114,99 |      |
| NOV                          |      |      |      |      |      | 107,79 | 122,12 | 107,88 |      |
| DEC                          |      |      |      |      |      | 113,85 | 123,93 | 107,44 |      |

PRODUIT : AVOINE

UC/TM

| PERIODE                 | 1968  | 1969  | 1970  | 1971  | 1972  | 1973   | 1974   | 1975   | 1976   |
|-------------------------|-------|-------|-------|-------|-------|--------|--------|--------|--------|
| <u>A. PRIX DE SEUIL</u> |       |       |       |       |       |        |        |        |        |
| JAN                     | 86,66 | 89,66 | 90,60 | 90,60 | 95,22 | 99,28  | 100,31 | 111,96 | 126,00 |
| FEB                     | 87,41 | 90,41 | 91,35 | 91,35 | 90,03 | 100,13 | 101,16 | 113,06 | 127,40 |
| MAR                     | 88,16 | 91,16 | 92,10 | 92,10 | 96,84 | 100,98 | 102,01 | 114,16 | 128,80 |
| APR                     | 88,91 | 91,91 | 92,85 | 92,85 | 97,65 | 101,83 | 102,86 | 115,26 | 130,20 |
| MAI                     | 89,66 | 92,66 | 93,60 | 93,60 | 98,46 | 102,68 | 103,71 | 116,36 | 131,60 |
| JUN                     | 89,66 | 92,66 | 93,60 | 93,60 | 98,46 | 102,68 | 103,71 | 117,46 | 133,00 |
| JUL                     | 89,66 | 92,66 | 93,60 | 93,60 | 98,46 | 102,68 | 103,71 | 117,46 | 133,00 |
| AUG                     | 86,66 | 87,60 | 87,60 | 91,98 | 95,88 | 96,91  | 101,24 | 119,00 |        |
| SEP                     | 86,66 | 87,60 | 87,60 | 91,98 | 95,88 | 96,91  | 102,34 | 120,40 |        |
| OCT                     | 87,41 | 88,35 | 88,35 | 92,79 | 96,73 | 97,96  | 103,44 | 121,80 |        |
| NOV                     | 88,16 | 89,10 | 89,10 | 93,60 | 97,58 | 98,61  | 104,54 | 123,20 |        |
| DEC                     | 88,91 | 89,85 | 89,85 | 94,41 | 98,43 | 99,46  | 105,64 | 124,60 |        |

B. 1) PRELEVEMENTS A L'IMPORTATION P.T.

|     |       |       |       |       |       |       |       |        |  |
|-----|-------|-------|-------|-------|-------|-------|-------|--------|--|
| JAN | 35,31 | 40,94 | 45,09 | 19,79 | 47,06 | 11,56 | 0     | 0,334  |  |
| FEB | 35,39 | 42,13 | 42,16 | 24,07 | 48,03 | 12,97 | 0     | 9,188  |  |
| MAR | 36,13 | 43,20 | 43,78 | 26,79 | 48,93 | 19,70 | 0     | 21,829 |  |
| APR | 35,85 | 43,66 | 42,23 | 32,03 | 47,32 | 27,10 | 3,283 | 34,243 |  |
| MAI | 33,96 | 44,32 | 33,91 | 44,42 | 54,09 | 26,15 | 6,301 | 39,002 |  |
| JUN | 31,22 | 43,37 | 33,60 | 47,33 | 53,14 | 16,93 | 0,413 | 40,580 |  |
| JUL | 34,37 | 42,80 | 33,63 | 46,94 | 50,04 | 17,45 | 0,077 | 30,316 |  |
| AUG | 34,63 | 36,58 | 25,29 | 50,33 | 47,50 | 3,82  | 0     | 5,329  |  |
| SEP | 39,36 | 37,10 | 12,52 | 32,68 | 41,41 | 5,44  | 0     | 8,629  |  |
| OCT | 39,62 | 41,35 | 12,97 | 34,81 | 33,79 | 1,59  | 0     | 17,004 |  |
| NOV | 38,93 | 40,79 | 15,98 | 47,28 | 30,81 | 1,15  | 0     | 21,707 |  |
| DEC | 40,54 | 43,52 | 16,49 | 44,96 | 18,33 | 0     | 0     | 17,771 |  |

B. 2) PRELEVEMENTS A L'EXPORTATION P.T.

|     |  |  |  |  |  |       |        |        |  |
|-----|--|--|--|--|--|-------|--------|--------|--|
| JAN |  |  |  |  |  |       | 18,710 | 16,774 |  |
| FEB |  |  |  |  |  |       | 20,000 | -      |  |
| MAR |  |  |  |  |  |       | 20,000 | -      |  |
| APR |  |  |  |  |  |       | 3,500  | -      |  |
| MAI |  |  |  |  |  |       | -      | -      |  |
| JUN |  |  |  |  |  |       | -      | -      |  |
| JUL |  |  |  |  |  |       | -      | -      |  |
| AUG |  |  |  |  |  |       | 12,548 | 5,032  |  |
| SEP |  |  |  |  |  |       | 17,000 | 5,933  |  |
| OCT |  |  |  |  |  |       | 23,935 | 1,452  |  |
| NOV |  |  |  |  |  |       | 30,000 | -      |  |
| DEC |  |  |  |  |  | 15,00 | 30,000 | -      |  |

DG VI/0 4

## PRODUIT : AVOINE

UC/TM

| PERIODE                                       | 1968  | 1969  | 1970   | 1971  | 1972  | 1973   | 1974   | 1975   | 1976 |
|---|-------|-------|--------|-------|-------|--------|--------|--------|------|
| <b>C. PRIX DE MARCHÉ</b>                      |       |       |        |       |       |        |        |        |      |
| <b>Pays : BELGIQUE</b>                        |       |       |        |       |       |        |        |        |      |
| <b>Marchés : BRUXELLES - MORTRIJK - LIEGE</b> |       |       |        |       |       |        |        |        |      |
| JAN   | 81,32 | 83,34 | 87,54  | 94,88 | 82,50 | 97,52  | 108,22 | 113,84 |      |
| FEB   | 80,72 | 82,94 | 87,94  | 93,46 | 81,26 | 95,92  | 109,66 | 111,84 |      |
| MAR   | 81,28 | 82,06 | 88,90  | 88,14 | 81,00 | 95,16  | 108,26 | 109,84 |      |
| APR   | 82,38 | 83,80 | 92,56  | 88,52 | 84,56 | 98,10  | 106,00 | 109,92 |      |
| MAI   | 83,04 | 85,22 | -      | 89,34 | 85,18 | 102,66 | 105,84 | 109,62 |      |
| JUN   | 82,56 | 86,20 | 95,72  | 87,28 | 83,36 | 104,34 | 105,04 | 109,86 |      |
| JUL   | 82,86 | 85,72 | 96,20  | 85,50 | -     | 104,00 | 104,00 | 109,50 |      |
| AUG   | 77,62 | 78,42 | 89,68  | 81,78 | 82,00 | 96,16  | 103,76 | 111,38 |      |
| SEP   | 77,66 | 81,84 | 93,26  | 79,00 | 82,66 | 97,42  | 105,42 | 111,56 |      |
| OCT   | 78,40 | 84,06 | 93,02  | 80,26 | 83,84 | 97,74  | 110,30 | 112,17 |      |
| NOV   | 81,04 | 84,84 | 91,76  | 82,08 | 86,76 | 100,26 | 111,78 | 112,63 |      |
| DEC   | 81,80 | 86,16 | 92,70  | 82,42 | 94,14 | 103,34 | 113,08 | 113,01 |      |
| <b>Pays : DEUTSCHLAND</b>                     |       |       |        |       |       |        |        |        |      |
| <b>Marché : HANNOVER</b>                      |       |       |        |       |       |        |        |        |      |
| JAN   | 84,20 | 83,70 | 88,06  | 89,23 | 86,86 | 102,27 | 110,82 | 111,86 |      |
| FEB   | 85,00 | 83,85 | 90,82  | 87,81 | 87,16 | 100,44 | 110,60 | 105,46 |      |
| MAR   | 85,48 | 83,70 | 93,69  | 87,70 | 89,32 | 98,42  | 110,19 | 105,77 |      |
| APR   | 86,50 | 83,98 | 98,58  | 86,97 | 91,31 | 99,13  | 115,87 | 105,36 |      |
| MAI   | 87,33 | 84,38 | 100,52 | 85,90 | 90,00 | 101,75 | 105,87 | 104,92 |      |
| JUN   | 86,83 | 84,63 | 98,63  | 84,64 | 88,50 | 101,69 | 107,38 | 103,50 |      |
| JUL   | 85,58 | 82,38 | 95,85  | 84,02 | 89,26 | 97,46  | 105,63 | 103,14 |      |
| AUG   | 77,28 | 72,95 | 89,48  | 77,60 | 80,60 | 94,48  | 101,64 | 108,92 |      |
| SEP   | 77,25 | 78,13 | 90,46  | 79,86 | 83,55 | 97,40  | 105,11 | 107,66 |      |
| OCT   | 78,00 | 81,67 | 90,87  | 82,65 | 91,26 | 98,50  | 110,41 | 109,09 |      |
| NOV   | 80,90 | 87,02 | 88,74  | 84,97 | 93,52 | 97,98  | 111,50 | 112,13 |      |
| DEC   | 81,45 | 86,07 | 88,11  | 85,60 | 97,73 | 101,99 | 111,34 | 113,87 |      |
| <b>Pays : FRANCE</b>                          |       |       |        |       |       |        |        |        |      |
| <b>Marché : DEP. EUROPE-LOIRE</b>             |       |       |        |       |       |        |        |        |      |
| JAN   |       |       | 74,12  | 86,37 | 76,95 | 92,88  | 105,09 | 118,11 |      |
| FEB   |       |       | 75,11  | 83,34 | 75,02 | 88,94  | 103,83 | 111,66 |      |
| MAR   |       |       | 75,42  | 81,65 | 76,03 | 88,53  | 102,90 | 108,03 |      |
| APR   |       |       | 77,91  | 81,02 | 77,44 | 94,05  | 101,33 | 109,50 |      |
| MAI   |       |       | 84,51  | 80,08 | 77,42 | 96,77  | 102,12 | 109,86 |      |
| JUN   |       |       | 81,63  | 78,91 | 75,11 | 97,85  | 105,83 | 111,63 |      |
| JUL   |       |       | 79,78  | 77,42 | 75,17 | 87,32  | 105,70 | 111,63 |      |
| AUG   |       | 67,02 | 77,89  | 75,71 | 76,99 | 88,46  | 108,89 | 110,83 |      |
| SEP   |       | 67,62 | 81,88  | 72,47 | 77,06 | 91,32  | 111,63 | 109,96 |      |
| OCT   |       | 68,88 | 84,55  | 74,64 | 77,38 | 93,14  | 112,62 | 110,77 |      |
| NOV   |       | 70,90 | 84,94  | 77,44 | 82,69 | 96,59  | -      | 109,83 |      |
| DEC   |       | 73,48 | 86,22  | 77,42 | 91,68 | 101,54 | 120,05 | 109,02 |      |

PRODUIT : AVOINE

UC/TM

| PERIODE  | 1968   | 1969  | 1970   | 1971   | 1972   | 1973   | 1974   | 1975   | 1976 |
|--|--------|-------|--------|--------|--------|--------|--------|--------|------|
| <b>O. PRIX DE MARCHÉ</b><br>Pays : <u>ITALIA</u><br>Marché : <u>FOGGIA</u> |        |       |        |        |        |        |        |        |      |
| JAN  | 86,40  | -     | 94,80  | 98,40  | 91,20  | 103,36 | -      | 123,04 |      |
| FEB  | 87,04  | -     | 92,00  | 99,41  | 90,80  | 112,40 | -      | 123,04 |      |
| MAR  | 85,61  | -     | 92,00  | 100,00 | 90,40  | 113,60 | -      | 121,55 |      |
| APR  | 88,00  | -     | 92,00  | 100,61 | 90,40  | 114,40 | -      | 114,05 |      |
| MAI  | 93,44  | -     | 92,00  | 102,00 | 91,20  | -      | -      | -      |      |
| JUN  | 96,00  | 73,60 | 89,60  | 90,13  | 88,00  | 115,60 | -      | 115,85 |      |
| JUL  | 90,13  | 83,84 | 89,60  | 85,87  | 86,40  | 137,20 | -      | 103,45 |      |
| AUG  | 93,60  | 87,01 | 94,40  | 88,00  | 92,80  | 152,96 | -      | 102,10 |      |
| SEP  | 101,20 | 95,60 | 94,40  | 89,44  | 95,74  | 156,00 | -      | -      |      |
| OCT  | 104,00 | 98,08 | 96,00  | 91,01  | 98,40  | 158,40 | -      | -      |      |
| NOV  | 110,00 | 98,40 | 96,80  | 94,80  | 102,40 | 159,23 | -      | -      |      |
| DEC  | 111,20 | 96,16 | 96,80  | 91,52  | 102,40 | -      | -      | -      |      |
| Pays : <u>LUXEMBOURG</u><br>Marché : <u>DU PAYS</u>                        |        |       |        |        |        |        |        |        |      |
| JAN  | 90,00  | 86,00 | 95,00  | 101,00 | 104,00 | 104,00 | -      | -      |      |
| FEB  | 90,00  | 86,00 | 95,00  | 99,00  | 104,00 | 104,00 | -      | -      |      |
| MAR  | 92,00  | 86,00 | 95,00  | 101,00 | 104,00 | 104,00 | -      | -      |      |
| APR  | 92,00  | 88,00 | 95,00  | 101,00 | 104,00 | 100,00 | -      | -      |      |
| MAI  | 92,00  | 92,00 | 99,00  | 101,00 | 104,00 | -      | -      | -      |      |
| JUN  | 92,00  | 92,00 | 100,00 | 101,00 | 104,00 | -      | -      | -      |      |
| JUL  | 92,00  | 92,00 | 97,00  | 101,00 | 104,00 | -      | -      | -      |      |
| AUG  | 88,00  | 90,00 | 95,00  | 104,00 | 104,00 | -      | -      | -      |      |
| SEP  | 87,00  | 90,00 | 97,00  | 104,00 | -      | -      | -      | -      |      |
| OCT  | 86,00  | 90,00 | 97,00  | 104,00 | -      | -      | -      | -      |      |
| NOV  | 88,00  | 91,00 | 99,00  | 104,00 | -      | -      | -      | -      |      |
| DEC  | 86,00  | 92,00 | 100,00 | 104,00 | -      | -      | -      | -      |      |
| Pays : <u>NEERLAND</u><br>Marché : <u>ROTTERDAM</u>                        |        |       |        |        |        |        |        |        |      |
| JAN  | 84,53  | 84,75 | 88,07  | 87,54  | 86,30  | 102,62 | 114,27 | 112,91 |      |
| FEB  | 85,91  | 82,57 | 89,78  | 82,02  | 85,64  | 98,48  | 112,91 | 106,90 |      |
| MAR  | 87,51  | 80,50 | 92,71  | 83,29  | 87,90  | 98,76  | 111,92 | 104,71 |      |
| APR  | 88,40  | 82,73 | 96,27  | 83,31  | 91,52  | 103,43 | 107,54 | 106,87 |      |
| MAI  | 88,67  | 86,74 | 100,91 | 81,33  | 89,89  | 106,49 | 107,68 | 106,90 |      |
| JUN  | -      | 88,67 | -      | 79,56  | 89,17  | -      | 111,25 | 106,00 |      |
| JUL  | 79,48  | -     | 83,98  | 80,47  | 86,13  | -      | 108,03 | 107,88 |      |
| AUG  | 77,85  | 74,03 | 87,65  | 78,15  | 82,93  | 95,14  | 105,09 | 110,80 |      |
| SEP  | 77,18  | 77,46 | 91,16  | 75,57  | 88,65  | 99,53  | 106,72 | 110,07 |      |
| OCT  | 79,83  | 82,87 | 88,67  | 82,35  | 92,85  | 100,48 | 112,09 | 112,09 |      |
| NOV  | 83,92  | 82,02 | 87,87  | 85,39  | 94,20  | 101,81 | 114,53 | 114,06 |      |
| DEC  | 84,81  | 83,98 | 88,81  | 85,19  | 101,05 | 107,45 | 114,94 | 114,57 |      |

| PERIODE                      | 1968 | 1969 | 1970 | 1971 | 1972 | 1973   | 1974   | 1975   | 1976 |
|------------------------------|------|------|------|------|------|--------|--------|--------|------|
| <b>G. PRIX DE MARCHÉ</b>     |      |      |      |      |      |        |        |        |      |
| <b>Pays : DANMARK</b>        |      |      |      |      |      |        |        |        |      |
| <b>Marché : KØBENHAVN</b>    |      |      |      |      |      |        |        |        |      |
| JAN                          |      |      |      |      |      | -      | 115,37 | 109,60 |      |
| FEB                          |      |      |      |      |      | -      | 125,13 | 104,91 |      |
| MAR                          |      |      |      |      |      | -      | 127,51 | 98,97  |      |
| APR                          |      |      |      |      |      | -      | 123,29 | 98,97  |      |
| MAI                          |      |      |      |      |      | -      | 121,40 | 98,97  |      |
| JUN                          |      |      |      |      |      | -      | -      | 96,72  |      |
| JUL                          |      |      |      |      |      | -      | -      | 96,33  |      |
| AUG                          |      |      |      |      |      | -      | -      | -      |      |
| SEP                          |      |      |      |      |      | 93,16  | 100,29 | 105,56 |      |
| OCT                          |      |      |      |      |      | 95,60  | 105,83 | 109,19 |      |
| NOV                          |      |      |      |      |      | 98,21  | 107,87 | 111,50 |      |
| DEC                          |      |      |      |      |      | 101,87 | 109,96 | 119,20 |      |
| <b>Pays : IRELAND</b>        |      |      |      |      |      |        |        |        |      |
| <b>Marché : ENNISGORTHY</b>  |      |      |      |      |      |        |        |        |      |
| JAN                          |      |      |      |      |      | -      | -      | -      |      |
| FEB                          |      |      |      |      |      | -      | -      | -      |      |
| MAR                          |      |      |      |      |      | -      | -      | -      |      |
| APR                          |      |      |      |      |      | -      | -      | -      |      |
| MAI                          |      |      |      |      |      | -      | -      | -      |      |
| JUN                          |      |      |      |      |      | -      | -      | -      |      |
| JUL                          |      |      |      |      |      | -      | -      | -      |      |
| AUG                          |      |      |      |      |      | 97,72  | -      | -      |      |
| SEP                          |      |      |      |      |      | -      | -      | -      |      |
| OCT                          |      |      |      |      |      | -      | -      | -      |      |
| NOV                          |      |      |      |      |      | -      | -      | -      |      |
| DEC                          |      |      |      |      |      | -      | -      | -      |      |
| <b>Pays : UNITED KINGDOM</b> |      |      |      |      |      |        |        |        |      |
| <b>Marché : CAMBRIDGE</b>    |      |      |      |      |      |        |        |        |      |
| JAN                          |      |      |      |      |      | -      | 121,64 | 116,91 |      |
| FEB                          |      |      |      |      |      | -      | 124,45 | -      |      |
| MAR                          |      |      |      |      |      | -      | 126,40 | 102,07 |      |
| APR                          |      |      |      |      |      | -      | 124,24 | 103,07 |      |
| MAI                          |      |      |      |      |      | -      | 124,02 | 102,07 |      |
| JUN                          |      |      |      |      |      | -      | 124,89 | 100,67 |      |
| JUL                          |      |      |      |      |      | -      | 119,26 | 108,49 |      |
| AUG                          |      |      |      |      |      | 86,36  | -      | 101,15 |      |
| SEP                          |      |      |      |      |      | 90,90  | 111,47 | 100,27 |      |
| OCT                          |      |      |      |      |      | 98,05  | 112,60 | 103,62 |      |
| NOV                          |      |      |      |      |      | 104,32 | 118,31 | 104,01 |      |
| DEC                          |      |      |      |      |      | -      | 118,51 | 103,76 |      |

DG VI/0 4

## PRODUIT : M A I S

UC/TM

| PERIODE  | 1968  | 1969  | 1970  | 1971  | 1972   | 1973   | 1974   | 1975   | 1976   |
|--|-------|-------|-------|-------|--------|--------|--------|--------|--------|
| <u>A. PRIX DE SEUIL</u>                        |       |       |       |       |        |        |        |        |        |
| JAN  | 91,38 | 95,69 | 96,69 | 96,69 | 97,79  | 102,95 | 104,05 | 115,35 | 130,40 |
| FEB  | 92,13 | 96,44 | 97,44 | 97,44 | 98,60  | 103,80 | 104,90 | 116,45 | 131,80 |
| MAR  | 92,88 | 97,19 | 98,19 | 98,19 | 99,41  | 104,65 | 105,75 | 117,55 | 133,20 |
| APR  | 93,63 | 97,94 | 98,94 | 98,94 | 100,22 | 105,50 | 106,60 | 118,65 | 134,60 |
| MAI  | 94,38 | 98,69 | 99,69 | 99,69 | 101,03 | 106,35 | 107,45 | 119,75 | 136,00 |
| JUN  | 94,38 | 98,69 | 99,69 | 99,69 | 101,03 | 106,35 | 107,45 | 120,85 | 137,40 |
| JUL  | 94,38 | 98,69 | 99,69 | 99,69 | 101,03 | 106,35 | 107,45 | 121,95 | 137,40 |
| AUG  | 92,69 | 93,69 | 93,69 | 94,55 | 99,55  | 100,65 | 106,60 | 123,40 |        |
| SEP  | 92,69 | 93,69 | 93,69 | 94,55 | 99,55  | 100,65 | 106,60 | 124,80 |        |
| OCT  | 93,44 | 94,44 | 94,44 | 95,36 | 100,40 | 101,50 | 105,60 | 126,20 |        |
| NOV  | 94,19 | 95,19 | 95,19 | 96,17 | 101,25 | 102,35 | 113,15 | 127,60 |        |
| DEC  | 94,94 | 95,94 | 95,94 | 96,98 | 102,10 | 103,20 | 114,25 | 129,00 |        |
| <u>B. 1) PRELEVEMENTS A L'IMPORTATION P.T.</u> |       |       |       |       |        |        |        |        |        |
| JAN  | 36,09 | 40,25 | 36,23 | 24,18 | 41,23  | 22,73  | 0      | 7,35   |        |
| FEB  | 36,20 | 41,01 | 35,13 | 27,02 | 42,55  | 32,76  | 0      | 17,63  |        |
| MAR  | 37,99 | 43,71 | 38,11 | 29,10 | 43,24  | 38,96  | 0      | 24,45  |        |
| APR  | 40,14 | 43,54 | 37,86 | 33,16 | 42,79  | 37,64  | 2,27   | 25,40  |        |
| MAI  | 41,24 | 40,59 | 34,22 | 34,33 | 45,93  | 24,68  | 5,41   | 30,21  |        |
| JUN  | 41,80 | 40,22 | 34,92 | 31,17 | 42,17  | 10,42  | 1,55   | 28,35  |        |
| JUL  | 42,72 | 40,80 | 33,22 | 33,92 | 46,79  | 12,00  | 0      | 20,46  |        |
| AUG  | 44,13 | 34,71 | 24,54 | 34,91 | 43,78  | 2,14   | 0      | 8,19   |        |
| SEP  | 44,90 | 36,04 | 20,11 | 38,08 | 39,33  | 9,91   | 0      | 14,15  |        |
| OCT  | 45,15 | 37,06 | 25,41 | 41,51 | 40,54  | 10,73  | 0      | 19,84  |        |
| NOV  | 39,75 | 37,02 | 28,42 | 40,49 | 39,91  | 5,22   | 0      | 31,12  |        |
| DEC  | 40,16 | 37,77 | 25,97 | 41,25 | 27,59  | 0      | 0      | 33,34  |        |
| <u>B. 2) PRELEVEMENTS A L'EXPORTATION P.T.</u> |       |       |       |       |        |        |        |        |        |
| JAN  |       |       |       |       |        |        | 32,10  | 28,55  |        |
| FEB  |       |       |       |       |        |        | 35,00  | -      |        |
| MAR  |       |       |       |       |        |        | 35,00  | -      |        |
| APR  |       |       |       |       |        |        | 10,50  | -      |        |
| MAI  |       |       |       |       |        |        | -      | -      |        |
| JUN  |       |       |       |       |        |        | -      | -      |        |
| JUL  |       |       |       |       |        |        | -      | -      |        |
| AUG  |       |       |       |       |        | 11,50  | 40,00  | 5,03   |        |
| SEP  |       |       |       |       |        | -      | 50,00  | 12,00  |        |
| OCT  |       |       |       |       |        | -      | 54,52  | 10,58  |        |
| NOV  |       |       |       |       |        | 5,63   | 60,00  | 2,00   |        |
| DEC  |       |       |       |       |        | 20,32  | 60,00  | -      |        |



DO VI/0 4

## PRODUIT : M A I S

UC/TM

| PERIODE  | 1968   | 1969   | 1970   | 1971   | 1972   | 1973   | 1974   | 1975   | 1976 |
|--|--------|--------|--------|--------|--------|--------|--------|--------|------|
| <b>C. PRIX DE MARCHÉ</b>                                   |        |        |        |        |        |        |        |        |      |
| <b>Pays : BELGIQUE/BELGIE</b>                              |        |        |        |        |        |        |        |        |      |
| <b>Marché : MAIS D'IMPORTATION (m)</b>                     |        |        |        |        |        |        |        |        |      |
| JAN  | 98,50  | 103,56 | 105,36 | 103,54 | 104,96 | 110,34 | 129,34 | 124,10 |      |
| FEB  | 98,82  | 103,32 | 105,68 | 104,56 | 105,48 | 111,92 | 134,66 | 124,38 |      |
| MAR  | 100,00 | 105,18 | 108,44 | 105,32 | 106,62 | 115,12 | 129,52 | 125,60 |      |
| APR  | 100,80 | 106,66 | 108,72 | 107,06 | 107,68 | 115,24 | 119,20 | 127,28 |      |
| MAI  | 101,42 | 105,90 | 107,68 | 107,38 | 107,72 | 116,60 | 116,56 | 128,60 |      |
| JUN  | 101,80 | 105,64 | 108,28 | 107,34 | 107,78 | 116,44 | 118,06 | 128,74 |      |
| JUL  | 100,94 | 105,58 | 106,88 | 106,50 | 108,30 | 115,54 | 123,72 | 129,92 |      |
| AUG  | 99,84  | 100,76 | 102,90 | 101,50 | 106,56 | 112,94 | 136,06 | 132,05 |      |
| SEP  | 99,66  | 100,56 | 101,04 | 100,98 | 106,88 | 109,66 | 133,30 | 133,08 |      |
| OCT  | 100,54 | 102,38 | 102,08 | 102,98 | 112,76 | 109,64 | 146,04 | 135,03 |      |
| NOV  | 101,38 | 102,14 | 102,88 | 103,24 | 109,04 | 114,02 | 135,58 | 139,34 |      |
| DEC  | 101,98 | 102,76 | 103,42 | 104,58 | 109,80 | 117,90 | 131,38 | 139,93 |      |
| <b>Pays : DEUTSCHLAND</b>                                  |        |        |        |        |        |        |        |        |      |
| <b>Marché : DUISBURG - MAIS D'IMPORTATION (USA YC III)</b> |        |        |        |        |        |        |        |        |      |
| JAN  | 96,00  | 99,13  | 106,28 | 101,50 | 100,14 | 110,05 | 127,13 | 118,91 |      |
| FEB  | 96,00  | 99,88  | 106,28 | 100,82 | -      | 108,69 | 122,68 | 115,85 |      |
| MAR  | 96,00  | 99,45  | 106,64 | 100,14 | 100,82 | 108,33 | 121,67 | 118,91 |      |
| APR  | 96,63  | 101,00 | 106,23 | 101,50 | 104,23 | 109,02 | 113,11 | 123,72 |      |
| MAI  | 99,25  | 101,88 | 106,56 | 102,19 | -      | 113,80 | -      | 124,04 |      |
| JUN  | 98,50  | 103,20 | 104,59 | 102,87 | -      | -      | 112,10 | 126,45 |      |
| JUL  | 98,75  | 101,88 | 103,28 | 103,91 | 107,65 | 111,07 | 115,85 | 128,63 |      |
| AUG  | 96,88  | 99,25  | 99,92  | 99,45  | -      | 106,97 | 124,73 | 133,85 |      |
| SEP  | 96,63  | 100,70 | 100,14 | 100,14 | -      | 103,91 | -      | 132,45 |      |
| OCT  | 97,38  | 102,82 | 98,09  | 100,49 | 108,83 | 104,23 | 139,07 | 133,15 |      |
| NOV  | 98,50  | 109,37 | 97,40  | 100,49 | 109,02 | 108,69 | 136,34 | 133,51 |      |
| DEC  | 98,50  | 107,32 | 100,14 | 99,45  | 109,70 | 113,11 | 128,14 | 134,55 |      |
| <b>Pays : FRANCE</b>                                       |        |        |        |        |        |        |        |        |      |
| <b>Marché : DEPT. LANDES</b>                               |        |        |        |        |        |        |        |        |      |
| JAN  | 88,17  | 91,92  | 81,20  | 84,82  | 88,10  | 94,99  | -      | -      |      |
| FEB  | -      | 93,15  | 83,43  | 85,21  | -      | 97,39  | -      | 114,22 |      |
| MAR  | 89,83  | 93,09  | 83,99  | 84,48  | 90,56  | 97,94  | -      | 113,68 |      |
| APR  | 90,66  | 93,40  | 84,30  | 84,58  | 90,17  | 96,29  | -      | 115,86 |      |
| MAI  | 88,96  | 95,46  | 86,96  | 86,08  | 91,75  | 100,03 | -      | 115,98 |      |
| JUN  | 88,39  | 97,16  | 86,51  | 87,81  | 92,02  | 101,98 | -      | 114,67 |      |
| JUL  | 88,76  | 97,51  | 86,15  | 91,62  | 93,80  | 101,67 | -      | 116,81 |      |
| AUG  | 87,24  | 84,15  | 83,83  | 91,07  | 93,98  | -      | 119,73 | 122,76 |      |
| SEP  | 87,48  | 81,27  | 84,67  | 86,22  | 94,67  | 92,72  | 126,03 | 120,84 |      |
| OCT  | 86,49  | 79,49  | 83,34  | 84,08  | 93,50  | 90,62  | 135,93 | 120,91 |      |
| NOV  | 85,96  | 78,72  | 79,24  | 85,07  | 93,87  | 91,97  | -      | 120,87 |      |
| DEC  | 87,48  | 80,21  | 81,02  | -      | 93,44  | 92,87  | 132,73 | 115,74 |      |

(m) Calculé sur base des prix CAF Antwerpen-Rotterdam.

DO VI/0 4

## PRODUIT : M A I S

UC/TM

| PERIODE   | 1968   | 1969   | 1970   | 1971   | 1972   | 1973   | 1974   | 1975   | 1976 |
|---|--------|--------|--------|--------|--------|--------|--------|--------|------|
| <b>C. PRIX DE MARCHÉ</b>                                    |        |        |        |        |        |        |        |        |      |
| <u>Pays : ITALIA</u>  |        |        |        |        |        |        |        |        |      |
| <u>Marché : BOLCONA</u>                                     |        |        |        |        |        |        |        |        |      |
| JAN   | 91,60  | 94,80  | 95,20  | 95,81  | 95,46  | 103,01 | 139,53 | 134,05 |      |
| FEB   | 91,01  | 96,51  | 95,01  | 94,05  | 94,80  | 103,81 | 136,29 | 127,71 |      |
| MAR   | 90,96  | 94,80  | 95,41  | 94,61  | 95,49  | 106,32 | -      | 124,47 |      |
| APR   | 92,40  | 95,60  | 96,88  | 94,66  | 96,67  | 111,20 | 130,45 | 126,05 |      |
| MAI   | 92,40  | 98,40  | 100,61 | 94,35  | 99,01  | 119,47 | 129,39 | 124,78 |      |
| JUN   | -      | 98,40  | 102,82 | 95,10  | 100,80 | 133,07 | 130,13 | 129,42 |      |
| JUL   | -      | -      | 103,20 | 98,61  | -      | 138,30 | 129,75 | 132,95 |      |
| AUG   | -      | -      | -      | 96,80  | -      | 130,88 | 127,97 | 131,95 |      |
| SEP   | 89,20  | 88,40  | 91,20  | 88,00  | 96,40  | 111,31 | 125,09 | 127,77 |      |
| OCT   | 88,88  | 86,72  | 90,80  | 89,20  | 95,71  | 114,00 | 134,01 | 123,26 |      |
| NOV   | 90,00  | 89,81  | 92,90  | 90,61  | 98,61  | 113,66 | 137,61 | 123,98 |      |
| DEC   | 91,60  | 92,51  | 95,60  | 93,84  | 103,60 | 132,12 | 135,95 | 128,74 |      |
| <u>Pays : LUXEMBOURG</u>                                    |        |        |        |        |        |        |        |        |      |
| <u>Marché : Ø DU PAYS - MAIS D'IMPORTATION (USA YC III)</u> |        |        |        |        |        |        |        |        |      |
| JAN   | 100,00 | 106,00 | 115,00 | 113,00 | 108,00 | 112,00 | 124,00 | 138,60 |      |
| FEB   | 94,00  | 108,00 | 114,00 | 113,00 | 108,00 | 112,00 | 124,00 | 126,00 |      |
| MAR   | 100,00 | 108,00 | 112,00 | 105,00 | 108,00 | 112,00 | 124,00 | 131,00 |      |
| APR   | 103,00 | 108,00 | 98,00  | 105,00 | 108,00 | 118,00 | 124,00 | 131,00 |      |
| MAI   | 104,00 | 112,00 | 109,00 | 105,00 | 107,00 | 118,00 | 126,00 | 131,00 |      |
| JUN   | 104,00 | 112,00 | 112,00 | 105,00 | 107,00 | 118,00 | 126,00 | 137,00 |      |
| JUL   | 104,00 | 110,00 | 109,00 | 105,00 | 107,00 | 118,00 | 126,00 | 137,00 |      |
| AUG   | 103,00 | 106,00 | 103,00 | 110,00 | 107,00 | 118,00 | 140,00 | 137,99 |      |
| SEP   | 104,00 | 111,00 | 111,00 | 110,00 | 111,00 | 110,00 | 140,00 | 141,02 |      |
| OCT   | 106,00 | 108,00 | 110,00 | 110,00 | 111,00 | 112,00 | 140,00 | 141,02 |      |
| NOV   | 104,00 | 108,00 | 110,00 | 108,00 | 109,00 | 112,00 | 140,00 | 141,02 |      |
| DEC   | 106,00 | 107,00 | 112,00 | 108,00 | 109,00 | 122,60 | 138,00 | 141,02 |      |
| <u>Pays : PAYS-BAS</u>                                      |        |        |        |        |        |        |        |        |      |
| <u>Marché : ROTTERDAM - MAIS D'IMPORTATION (USA YC III)</u> |        |        |        |        |        |        |        |        |      |
| JAN   | 91,99  | 99,14  | 99,94  | 96,35  | 95,97  | 103,51 | 121,91 | 116,22 |      |
| FEB   | 92,87  | 100,41 | 99,72  | 95,86  | 96,13  | 102,93 | 125,19 | 111,66 |      |
| MAR   | 93,54  | 96,99  | 101,22 | 97,46  | 97,98  | 104,12 | 120,49 | 115,38 |      |
| APR   | 94,36  | 99,75  | 103,40 | 98,51  | 100,58 | 106,57 | 111,22 | 118,48 |      |
| MAI   | 96,38  | 101,38 | 103,48 | 99,61  | 102,24 | 113,26 | 110,87 | 119,67 |      |
| JUN   | 96,96  | 100,00 | 101,10 | 101,49 | 101,77 | 113,20 | 110,00 | 122,08 |      |
| JUL   | 97,54  | 99,17  | 100,00 | 100,17 | 101,24 | 107,29 | 114,04 | 128,30 |      |
| AUG   | 95,39  | 96,13  | 95,83  | 95,17  | 100,86 | 105,25 | 121,68 | 129,84 |      |
| SEP   | 95,39  | 98,31  | 97,24  | 97,76  | 102,18 | 99,59  | 122,96 | 127,03 |      |
| OCT   | 96,69  | 96,13  | 93,48  | 95,58  | 101,55 | 100,25 | 132,71 | 128,18 |      |
| NOV   | 97,54  | 95,66  | 93,76  | 94,09  | 104,23 | 107,91 | 130,62 | 128,09 |      |
| DEC   | 97,54  | 96,77  | 95,75  | 93,81  | 104,97 | 115,43 | 133,86 | 128,88 |      |

DG VI/0 4

PRODUIT : M A I S

UC/TM

| PERIODE  | 1968 | 1969 | 1970 | 1971 | 1972 | 1973   | 1974   | 1975   | 1976 |
|--|------|------|------|------|------|--------|--------|--------|------|
| <u>C. PRIX DE MARCHÉ</u>                       |      |      |      |      |      |        |        |        |      |
| <u>Pays : DANMARK</u>                          |      |      |      |      |      |        |        |        |      |
| <u>Marché : -</u>                              |      |      |      |      |      |        |        |        |      |
| JAN  |      |      |      |      |      | -      | -      | -      |      |
| FEB  |      |      |      |      |      | -      | -      | -      |      |
| MAR  |      |      |      |      |      | -      | -      | -      |      |
| APR  |      |      |      |      |      | -      | -      | -      |      |
| MAI  |      |      |      |      |      | -      | -      | -      |      |
| JUN  |      |      |      |      |      | -      | -      | -      |      |
| JUL  |      |      |      |      |      | -      | -      | -      |      |
| AUG  |      |      |      |      |      | -      | -      | -      |      |
| SEP  |      |      |      |      |      | -      | -      | -      |      |
| OCT  |      |      |      |      |      | -      | -      | -      |      |
| NOV  |      |      |      |      |      | -      | -      | -      |      |
| DEC  |      |      |      |      |      | -      | -      | -      |      |
| <u>Pays : IRELAND</u>                          |      |      |      |      |      |        |        |        |      |
| <u>Marché : 0 DU PAYS - MAIS D'IMPORTATION</u> |      |      |      |      |      |        |        |        |      |
| JAN  |      |      |      |      |      | -      | -      | -      |      |
| FEB  |      |      |      |      |      | -      | -      | -      |      |
| MAR  |      |      |      |      |      | -      | -      | -      |      |
| APR  |      |      |      |      |      | -      | -      | 116,98 |      |
| MAI  |      |      |      |      |      | -      | -      | -      |      |
| JUN  |      |      |      |      |      | -      | -      | -      |      |
| JUL  |      |      |      |      |      | -      | -      | 130,16 |      |
| AUG  |      |      |      |      |      | 93,35  | -      | -      |      |
| SEP  |      |      |      |      |      | 126,18 | 162,33 | -      |      |
| OCT  |      |      |      |      |      | -      | -      | -      |      |
| NOV  |      |      |      |      |      | 122,02 | 158,31 | -      |      |
| DEC  |      |      |      |      |      | 127,16 | -      | 131,41 |      |
| <u>Pays : UNITED KINGDOM</u>                   |      |      |      |      |      |        |        |        |      |
| <u>Marché : -</u>                              |      |      |      |      |      |        |        |        |      |
| JAN  |      |      |      |      |      | -      | -      | -      |      |
| FEB  |      |      |      |      |      | -      | -      | -      |      |
| MAR  |      |      |      |      |      | -      | -      | -      |      |
| APR  |      |      |      |      |      | -      | -      | -      |      |
| MAI  |      |      |      |      |      | -      | -      | -      |      |
| JUN  |      |      |      |      |      | -      | -      | -      |      |
| JUL  |      |      |      |      |      | -      | -      | -      |      |
| AUG  |      |      |      |      |      | -      | -      | -      |      |
| SEP  |      |      |      |      |      | -      | -      | -      |      |
| OCT  |      |      |      |      |      | -      | -      | -      |      |
| NOV  |      |      |      |      |      | -      | -      | -      |      |
| DEC  |      |      |      |      |      | -      | -      | -      |      |

DO VI/O 4

PRODUIT : BLE DUR

UC/TM

| PERIODE  | 1968   | 1969   | 1970   | 1971   | 1972   | 1973   | 1974                               | 1975   | 1976   |
|--|--------|--------|--------|--------|--------|--------|------------------------------------|--------|--------|
| <u>A. PRIX DE SEUIL</u>                        |        |        |        |        |        |        |                                    |        |        |
| JAN  | 128,38 | 128,38 | 128,38 | 128,38 | 130,90 | 136,05 | 137,45                             | 194,85 | 211,85 |
| FEB  | 129,43 | 129,43 | 129,43 | 129,43 | 132,03 | 137,18 | 138,58                             | 196,00 | 213,35 |
| MAR  | 130,48 | 130,48 | 130,48 | 130,48 | 133,16 | 138,31 | 139,71                             | 197,15 | 214,85 |
| APR  | 131,53 | 131,53 | 131,53 | 131,53 | 134,29 | 139,44 | 140,84                             | 198,30 | 216,35 |
| MAI  | 132,58 | 132,58 | 132,58 | 132,58 | 135,42 | 140,57 | 141,97                             | 199,45 | 217,85 |
| JUN  | 133,63 | 133,63 | 133,63 | 133,63 | 136,55 | 141,70 | 143,10                             | 200,60 | 219,35 |
| JUL  | 133,63 | 133,63 | 133,63 | 133,63 | 136,55 | 141,70 | 143,10                             | 200,60 | 219,35 |
| AUG  | 123,13 | 123,13 | 123,13 | 125,25 | 130,40 | 131,80 | 180,00                             | 204,35 |        |
| SEP  | 124,18 | 124,18 | 124,18 | 126,38 | 131,53 | 132,93 | 181,15                             | 205,85 |        |
| OCT  | 125,23 | 125,23 | 125,23 | 127,51 | 132,66 | 134,06 | 7,10 <sup>1</sup> 191,40<br>182,38 | 207,35 |        |
| NOV  | 126,28 | 126,28 | 126,28 | 128,64 | 133,79 | 135,19 | 192,65                             | 208,85 |        |
| DEC  | 127,33 | 127,33 | 127,33 | 129,77 | 134,92 | 136,32 | 193,70                             | 210,35 |        |
| <u>B. 1) PRELEVEMENTS A L'IMPORTATION P.T.</u> |        |        |        |        |        |        |                                    |        |        |
| JAN  | 54,33  | 49,78  | 57,36  | 54,51  | 63,33  | 32,49  | 0                                  | 2,88   |        |
| FEB  | 54,40  | 50,35  | 57,19  | 58,42  | 64,56  | 39,01  | 0                                  | 9,63   |        |
| MAR  | 55,67  | 51,72  | 58,27  | 59,36  | 65,27  | 42,67  | 0                                  | 15,54  |        |
| APR  | 57,53  | 54,71  | 60,53  | 61,48  | 64,78  | 42,92  | 0                                  | 15,29  |        |
| MAI  | 59,13  | 56,57  | 61,46  | 64,40  | 70,48  | 39,10  | 0                                  | 20,69  |        |
| JUN  | 57,33  | 59,83  | 62,79  | 68,16  | 73,59  | 28,61  | 0                                  | 37,28  |        |
| JUL  | 57,32  | 60,59  | 65,08  | 67,24  | 72,07  | 5,70   | 0                                  | 34,47  |        |
| AUG  | 47,96  | 50,64  | 54,56  | 59,87  | 63,47  | 0      | 0                                  | 7,72   |        |
| SEP  | 48,66  | 51,52  | 51,97  | 61,13  | 55,88  | 0      | 0                                  | 2,01   |        |
| OCT  | 48,73  | 54,31  | 51,48  | 63,53  | 47,56  | 0      | 0                                  | 15,02  |        |
| NOV  | 48,53  | 56,08  | 51,61  | 62,12  | 49,07  | 0      | 0                                  | 41,86  |        |
| DEC  | 47,59  | 55,81  | 53,20  | 65,05  | 38,15  | 0      | 0                                  | 52,30  |        |
| <u>B. 2) PRELEVEMENTS A L'EXPORTATION P.T.</u> |        |        |        |        |        |        |                                    |        |        |
| JAN  |        |        |        |        |        |        |                                    |        |        |
| FEB  |        |        |        |        |        |        |                                    |        |        |
| MAR  |        |        |        |        |        |        |                                    |        |        |
| APR  |        |        |        |        |        |        |                                    |        |        |
| MAI  |        |        |        |        |        |        |                                    |        |        |
| JUN  |        |        |        |        |        |        |                                    |        |        |
| JUL  |        |        |        |        |        |        |                                    |        |        |
| AUG  |        |        |        |        |        |        |                                    | 0      |        |
| SEP  |        |        |        |        |        |        |                                    | 0      |        |
| OCT  |        |        |        |        |        |        |                                    | -      |        |
| NOV  |        |        |        |        |        |        |                                    | -      |        |
| DEC  |        |        |        |        |        |        |                                    | -      |        |

DO VI/0 4

PRODUIT : BLE DUR

UC/TM


| PERIODE                   | 1968   | 1969   | 1970   | 1971   | 1972   | 1973   | 1974   | 1975   | 1976 |
|---------------------------|--------|--------|--------|--------|--------|--------|--------|--------|------|
| <u>C. PRIX DE MARCHÉ</u>  |        |        |        |        |        |        |        |        |      |
| <u>Pays : FRANCE</u>      |        |        |        |        |        |        |        |        |      |
| <u>Marché : DEP. AUDE</u> |        |        |        |        |        |        |        |        |      |
| JAN                       | 127,46 | 117,42 | 109,93 | 113,28 | 124,27 | 122,11 | -      | -      |      |
| FEB                       | 124,20 | 118,43 | 109,81 | 115,34 | 111,57 | -      | -      | -      |      |
| MAR                       | 126,13 | 117,26 | 110,82 | 116,81 | 121,93 | -      | -      | 216,86 |      |
| APR                       | 126,03 | 126,67 | 111,45 | 118,02 | -      | -      | -      | 194,88 |      |
| MAY                       | 126,96 | 126,47 | 112,42 | 118,97 | -      | -      | -      | 193,49 |      |
| JUN                       | 126,96 | 127,81 | 113,68 | 119,80 | -      | -      | -      | -      |      |
| JUL                       | 125,95 | 124,12 | 114,71 | 120,67 | -      | 123,82 | -      | -      |      |
| AUG                       | 126,09 | 109,15 | 108,48 | 121,37 | 116,13 | 139,07 | 216,05 | 192,02 |      |
| SEP                       | 121,33 | 106,12 | 108,53 | 120,18 | 116,19 | 148,18 | -      | 192,72 |      |
| OCT                       | 119,08 | 107,02 | 108,40 | 116,58 | 119,28 | -      | -      | 192,31 |      |
| NOV                       | 119,04 | 107,63 | 112,87 | 114,78 | 120,41 | 135,88 | -      | -      |      |
| DEC                       | 124,75 | 109,84 | 112,87 | -      | -      | 135,88 | -      | -      |      |
| <u>Pays : ITALIA</u>      |        |        |        |        |        |        |        |        |      |
| <u>Marché : PALERMO</u>   |        |        |        |        |        |        |        |        |      |
| JAN                       | 117,22 | 124,72 | 120,77 | 138,30 | 126,86 | 123,38 | 289,14 | 210,64 |      |
| FEB                       | 118,72 | 123,20 | 121,20 | 139,20 | 127,41 | 124,78 | 275,50 | 212,39 |      |
| MAR                       | 120,61 | 123,20 | 123,47 | 139,20 | 127,73 | 129,52 | 256,25 | 202,03 |      |
| APR                       | 120,40 | 124,61 | 123,81 | 139,52 | 124,45 | 135,81 | 248,51 | 208,57 |      |
| MAY                       | 121,92 | 124,16 | 128,46 | 141,41 | 119,10 | 147,81 | 234,06 | 210,98 |      |
| JUN                       | 116,80 | 118,16 | 124,40 | 129,50 | 113,23 | 143,01 | 219,31 | 205,94 |      |
| JUL                       | 109,61 | 118,40 | 125,04 | 125,60 | 111,31 | 181,31 | 204,86 | 204,36 |      |
| AUG                       | 114,96 | 118,56 | 124,80 | 125,60 | 113,20 | 181,38 | 196,52 | 198,17 |      |
| SEP                       | 119,71 | 118,83 | 126,00 | 126,67 | 115,04 | 193,94 | 224,01 | 197,35 |      |
| OCT                       | 127,60 | 118,84 | 125,92 | 120,85 | 118,86 | 197,44 | 216,62 | 196,03 |      |
| NOV                       | 126,40 | 118,80 | 129,10 | 120,90 | 120,54 | 202,92 | 221,19 | 193,20 |      |
| DEC                       | 124,21 | 119,01 | 136,40 | 123,17 | 121,81 | 286,92 | 216,93 | 192,24 |      |

DG VI/G 4

PRODUIT : MELASSE

UC/100 kg


| PERIODE  | 1968 | 1969 | 1970 | 1971 | 1972 | 1973 | 1974 | 1975 | 1976 |
|--|------|------|------|------|------|------|------|------|------|
| <u>A. PRIX DE SEUIL</u>                        |      |      |      |      |      |      |      |      |      |
| JAN  |      | 3,20 | 3,20 | 3,20 | 3,20 | 3,20 | 3,20 | 3,20 | 3,20 |
| FEB  |      | 3,20 | 3,20 | 3,20 | 3,20 | 3,20 | 3,20 | 3,20 | 3,20 |
| MAR  |      | 3,20 | 3,20 | 3,20 | 3,20 | 3,20 | 3,20 | 3,20 | 3,20 |
| APR  |      | 3,20 | 3,20 | 3,20 | 3,20 | 3,20 | 3,20 | 3,20 | 3,20 |
| MAI  |      | 3,20 | 3,20 | 3,20 | 3,20 | 3,20 | 3,20 | 3,20 | 3,20 |
| JUN  |      | 3,20 | 3,20 | 3,20 | 3,20 | 3,20 | 3,20 | 3,20 | 3,20 |
| JUL  | 3,20 | 3,20 | 3,20 | 3,20 | 3,20 | 3,20 | 3,20 | 3,20 | 3,20 |
| AUG  | 3,20 | 3,20 | 3,20 | 3,20 | 3,20 | 3,20 | 3,20 | 3,20 | 3,20 |
| SEP  | 3,20 | 3,20 | 3,20 | 3,20 | 3,20 | 3,20 | 3,20 | 3,20 | 3,20 |
| OCT  | 3,20 | 3,20 | 3,20 | 3,20 | 3,20 | 3,20 | 3,20 | 3,20 | 3,20 |
| NOV  | 3,20 | 3,20 | 3,20 | 3,20 | 3,20 | 3,20 | 3,20 | 3,20 | 3,20 |
| DEC  | 3,20 | 3,20 | 3,20 | 3,20 | 3,20 | 3,20 | 3,20 | 3,20 | 3,20 |
| <u>B. 1) PRELEVEMENTS A L'IMPORTATION P.T.</u> |      |      |      |      |      |      |      |      |      |
| JAN  |      | 1,00 | 0,05 | 0    | 0    | 0    | 0    | 0    |      |
| FEB  |      | 0,89 | 0,10 | 0    | 0    | 0    | 0    | 0    |      |
| MAR  |      | 0,85 | 0,08 | 0    | 0    | 0    | 0    | 0    |      |
| APR  |      | 0,75 | 0    | 0    | 0    | 0    | 0    | 0    |      |
| MAI  |      | 0,75 | 0    | 0    | 0    | 0    | 0    | 0    |      |
| JUN  |      | 0,71 | 0    | 0    | 0    | 0    | 0    | 0    |      |
| JUL  | 0,61 | 0,69 | 0    | 0    | 0    | 0    | 0    | 0    |      |
| AUG  | 0,61 | 0,68 | 0    | 0    | 0    | 0    | 0    | 0    |      |
| SEP  | 0,82 | 0,46 | 0    | 0    | 0    | 0    | 0    | 0    |      |
| OCT  | 0,76 | 0,22 | 0    | 0    | 0    | 0    | 0    | 0    |      |
| NOV  | 0,92 | 0    | 0    | 0    | 0    | 0    | 0    | 0    |      |
| DEC  | 1,00 | 0    | 0    | 0    | 0    | 0    | 0    | 0    |      |
| <u>B. 2) PRELEVEMENTS A L'EXPORTATION P.T.</u> |      |      |      |      |      |      |      |      |      |
| JAN  |      |      |      |      |      |      | 0    | 0    |      |
| FEB  |      |      |      |      |      |      | 0    | 0    |      |
| MAR  |      |      |      |      |      |      | 0    | 0    |      |
| APR  |      |      |      |      |      |      | 0    | 0    |      |
| MAI  |      |      |      |      |      |      | 0    | 0    |      |
| JUN  |      |      |      |      |      |      | 0    | 0    |      |
| JUL  |      |      |      |      |      |      | 0    | 0    |      |
| AUG  |      |      |      |      |      |      | 0    | 0    |      |
| SEP  |      |      |      |      |      |      | 0    | 0    |      |
| OCT  |      |      |      |      |      |      | 0    | 0    |      |
| NOV  |      |      |      |      |      |      | 0    | 0    |      |
| DEC  |      |      |      |      |      |      | 0    | 0    |      |



I. PRODUITS VEGETAUX

2. R i z





DG VI/G 4

PRODUIT : RIZ DECORTIQUE ROND

UC/ 100 kg

| PERIODE  | 1968   | 1969   | 1970   | 1971   | 1972   | 1973   | 1974                     | 1975   | 1976   |
|--|--------|--------|--------|--------|--------|--------|--------------------------|--------|--------|
| <u>A. PRIX DE SEUIL</u>                        |        |        |        |        |        |        |                          |        |        |
| JAN  | 18,032 | 18,832 | 18,840 | 18,840 | 20,070 | 21,060 | 21,212                   | 23,718 | 26,580 |
| FEB  | 18,158 | 18,958 | 18,970 | 18,970 | 20,210 | 21,210 | 21,368                   | 23,887 | 26,795 |
| MAR  | 18,284 | 19,084 | 19,100 | 19,100 | 20,350 | 21,360 | 21,524                   | 24,056 | 27,010 |
| APR  | 18,410 | 19,210 | 19,230 | 19,230 | 20,490 | 21,510 | 21,680                   | 24,225 | 27,225 |
| MAI  | 18,536 | 19,336 | 19,360 | 19,360 | 20,630 | 21,660 | 21,836                   | 24,394 | 27,440 |
| JUN  | 18,662 | 19,462 | 19,490 | 19,490 | 20,770 | 21,810 | 21,992                   | 24,563 | 27,655 |
| JUL  | 18,788 | 19,588 | 19,620 | 19,620 | 20,910 | 21,960 | 22,148                   | 24,732 | 27,870 |
| AUG  | 18,788 | 19,588 | 19,620 | 19,620 | 20,910 | 21,960 | 22,148                   | 24,732 | 27,870 |
| SEP  | 18,580 | 18,580 | 18,580 | 19,790 | 20,760 | 20,900 | 22,250                   | 25,720 |        |
| OCT  | 18,580 | 18,580 | 18,580 | 19,790 | 20,760 | 20,900 | 22,250<br>7,110 + 23,380 | 25,935 |        |
| NOV  | 18,580 | 18,580 | 18,580 | 19,790 | 20,760 | 20,900 | 23,380                   | 26,150 |        |
| DEC  | 18,706 | 18,710 | 18,710 | 19,930 | 20,910 | 21,056 | 23,549                   | 26,365 |        |
| <u>B. 1) PRELEVEMENTS A L'IMPORTATION P.T.</u> |        |        |        |        |        |        |                          |        |        |
| JAN  | 2,776  | 4,472  | 8,415  | 10,066 | 10,320 | 3,658  | 0                        | 0      |        |
| FEB  | 2,718  | 4,493  | 9,456  | 10,250 | 10,306 | 0,354  | 0                        | 0      |        |
| MAR  | 2,614  | 5,258  | 9,340  | 9,967  | 10,093 | 0      | 0                        | 0      |        |
| APR  | 2,602  | 5,797  | 9,525  | 9,899  | 9,401  | 0      | 0                        | 0      |        |
| MAI  | 3,038  | 6,405  | 9,868  | 10,326 | 9,317  | 0      | 0                        | 0      |        |
| JUN  | 2,940  | 7,225  | 10,202 | 10,324 | 9,654  | 0      | 0                        | 0      |        |
| JUL  | 3,115  | 7,408  | 10,569 | 9,815  | 10,001 | 0      | 0                        | 0      |        |
| AUG  | 3,367  | 7,328  | 10,610 | 9,746  | 9,788  | 0      | 0                        | 0      |        |
| SEP  | 3,120  | 6,249  | 9,770  | 10,100 | 9,108  | 0      | 0                        | 0,1328 |        |
| OCT  | 3,231  | 6,779  | 9,870  | 10,100 | 8,323  | 0      | 0                        | 1,6662 |        |
| NOV  | 3,890  | 6,850  | 9,870  | 10,118 | 6,297  | 0      | 0                        | 3,7443 |        |
| DEC  | 4,346  | 7,543  | 10,000 | 10,350 | 5,073  | 0      | 0                        | 3,6404 |        |
| <u>B. 2) PRELEVEMENTS A L'EXPORTATION P.T.</u> |        |        |        |        |        |        |                          |        |        |
| JAN  |        |        |        |        |        |        | 40,000                   | 9,871  |        |
| FEB  |        |        |        |        |        |        | 40,000                   | 5,286  |        |
| MAR  |        |        |        |        |        |        | 35,161                   | 2,194  |        |
| APR  |        |        |        |        |        |        | 20,667                   | 2,000  |        |
| MAI  |        |        |        |        |        |        | 12,516                   | 1,419  |        |
| JUN  |        |        |        |        |        |        | 12,000                   | -      |        |
| JUL  |        |        |        |        |        |        | 10,258                   | -      |        |
| AUG  |        |        |        |        |        |        | 10,000                   | -      |        |
| SEP  |        |        |        |        |        |        | 11,667                   | -      |        |
| OCT  |        |        |        |        |        | 25,000 | 12,000                   | -      |        |
| NOV  |        |        |        |        |        | 32,333 | 12,000                   | -      |        |
| DEC  |        |        |        |        |        | 37,903 | 12,000                   | -      |        |

DO VI/O 4

## PRODUIT : RIZ DECORTIQUE LONG

UC/100 kg

| PERIODE  | 1968   | 1969   | 1970   | 1971   | 1972   | 1973   | 1974   | 1975   | 1976   |
|--|--------|--------|--------|--------|--------|--------|--------|--------|--------|
| <u>A. PRIX DE SEUIL</u>                        |        |        |        |        |        |        |        |        |        |
| JAN  | 18,032 | 18,832 | 18,840 | 18,840 | 22,070 | 23,060 | 23,212 | 25,718 | 28,580 |
| FEB  | 18,158 | 18,958 | 18,970 | 18,970 | 22,210 | 23,210 | 23,368 | 25,887 | 28,795 |
| MAR  | 18,284 | 19,084 | 19,100 | 19,100 | 22,350 | 23,360 | 23,524 | 26,056 | 29,010 |
| APR  | 18,410 | 19,210 | 19,230 | 19,230 | 22,490 | 23,510 | 23,680 | 26,225 | 29,225 |
| MAI  | 18,536 | 19,336 | 19,360 | 19,360 | 22,630 | 23,660 | 23,836 | 26,394 | 29,440 |
| JUN  | 18,662 | 19,462 | 19,490 | 19,490 | 22,770 | 23,810 | 23,992 | 26,563 | 29,655 |
| JUL  | 18,788 | 19,588 | 19,620 | 19,620 | 22,910 | 23,960 | 24,148 | 26,732 | 29,870 |
| AUG  | 18,788 | 19,588 | 19,620 | 19,620 | 22,910 | 23,960 | 24,148 | 26,732 | 29,870 |
| SEP  | 18,580 | 18,580 | 18,580 | 21,790 | 22,760 | 22,900 | 24,250 | 27,720 | 28,885 |
| OCT  | 18,580 | 18,580 | 18,580 | 21,790 | 22,760 | 22,900 | 24,250 | 27,935 |        |
| NOV  | 18,580 | 18,580 | 18,580 | 21,790 | 22,760 | 22,900 | 24,250 | 28,150 |        |
| DEC  | 18,706 | 18,710 | 18,710 | 21,930 | 22,910 | 23,056 | 25,380 | 28,365 |        |
|  |        |        |        |        |        |        | 25,549 |        |        |
| <u>B. 1) PRELEVEMENTS A L'IMPORTATION P.T.</u> |        |        |        |        |        |        |        |        |        |
| JAN  | 2,776  | 4,472  | 8,415  | 10,066 | 11,180 | 6,304  | 0      | 0      |        |
| FEB  | 2,718  | 4,493  | 9,456  | 10,250 | 11,678 | 1,044  | 0      | 0      |        |
| MAR  | 2,614  | 5,258  | 9,340  | 9,967  | 12,422 | 0      | 0      | 0,526  |        |
| APR  | 2,602  | 5,797  | 9,515  | 9,899  | 12,670 | 0      | 0      | 1,464  |        |
| MAI  | 3,038  | 6,405  | 9,868  | 10,326 | 13,000 | 0      | 0      | 3,218  |        |
| JUN  | 2,940  | 7,225  | 10,202 | 10,324 | 12,929 | 0      | 0      | 4,042  |        |
| JUL  | 3,115  | 7,408  | 10,569 | 9,815  | 12,901 | 0      | 0      | 4,777  |        |
| AUG  | 3,367  | 7,328  | 10,610 | 9,746  | 11,937 | 0      | 0      | 2,405  |        |
| SEP  | 3,120  | 6,249  | 9,770  | 9,470  | 8,909  | 0      | 0      | 2,0246 |        |
| OCT  | 3,231  | 6,779  | 9,870  | 9,380  | 8,833  | 0      | 0      | 3,8363 |        |
| NOV  | 3,890  | 6,890  | 9,870  | 9,826  | 8,725  | 0      | 0      | 5,3235 |        |
| DEC  | 4,346  | 7,543  | 10,000 | 10,706 | 7,774  | 0      | 0      | 7,8028 |        |
| <u>B. 2) PRELEVEMENTS A L'EXPORTATION P.T.</u> |        |        |        |        |        |        |        |        |        |
| JAN  |        |        |        |        |        |        | 40,000 | 3,871  |        |
| FEB  |        |        |        |        |        |        | 40,000 | 2,071  |        |
| MAR  |        |        |        |        |        |        | 35,161 | 0,290  |        |
| APR  |        |        |        |        |        |        | 18,667 | -      |        |
| MAI  |        |        |        |        |        |        | 8,452  | -      |        |
| JUN  |        |        |        |        |        |        | 8,000  | -      |        |
| JUL  |        |        |        |        |        |        | 8,000  | -      |        |
| AUG  |        |        |        |        |        |        | 8,000  | -      |        |
| SEP  |        |        |        |        |        |        | 8,000  | -      |        |
| OCT  |        |        |        |        |        | 25,000 | 8,000  | -      |        |
| NOV  |        |        |        |        |        | 32,333 | 8,000  | -      |        |
| DEC  |        |        |        |        |        | 37,903 | 6,323  | -      |        |

DG VI/O 4

## PRODUIT : RIZ DECORTIQUE

UC/100 kg

| PERIODE                            | 1968   | 1969   | 1970   | 1971   | 1972   | 1973   | 1974   | 1975   | 1976 |
|------------------------------------|--------|--------|--------|--------|--------|--------|--------|--------|------|
| <u>C. PRIX DE MARCHÉ</u>           |        |        |        |        |        |        |        |        |      |
| Pays : <u>ITALIA</u>               |        |        |        |        |        |        |        |        |      |
| Marché : <u>Milano</u>             |        |        |        |        |        |        |        |        |      |
| Qualité : <u>RIBE</u>              |        |        |        |        |        |        |        |        |      |
| JAN                                | 23,720 | 27,160 | 23,200 | 24,640 | 26,800 | 35,648 | 36,630 | 28,391 |      |
| FEB                                | 23,941 | 26,762 | 23,520 | 24,621 | 26,800 | 40,800 | 34,056 | 28,992 |      |
| MAR                                | 24,720 | 26,400 | 24,160 | 24,560 | 27,104 | 41,461 | 32,725 | 29,172 |      |
| APR                                | 25,760 | 26,312 | 24,416 | 24,880 | 27,960 | 41,840 | 32,725 | 31,453 |      |
| MAI                                | 25,720 | 25,440 | 24,920 | 25,861 | 28,480 | 42,432 | 32,444 | 32,773 |      |
| JUN                                | 25,680 | 24,240 | 25,941 | 26,208 | 28,360 | 42,860 | 32,444 | 33,643 |      |
| JUL                                | 26,496 | 24,272 | 26,240 | 26,240 | 28,960 | 40,600 | 30,428 | 35,714 |      |
| AUG                                | 26,427 | 24,400 | 26,240 | 26,120 | 29,080 | 36,933 | 28,277 | 35,714 |      |
| SEP                                | 24,960 | 23,341 | 24,928 | 24,832 | 29,200 | 34,000 | 28,777 | 30,064 |      |
| OCT                                | 24,568 | 22,704 | 23,720 | 24,400 | 28,960 | 34,000 | 28,609 | 33,256 |      |
| NOV                                | 24,720 | 22,640 | 24,120 | 25,360 | 31,760 | 35,692 | 27,671 | 34,131 |      |
| DEC                                | 26,710 | 22,784 | 24,512 | 25,960 | 32,381 | 38,180 | 27,671 | 34,131 |      |
| <u>Qualité : ARBORIO</u>           |        |        |        |        |        |        |        |        |      |
| JAN                                | 26,000 | 29,360 | 25,440 | 25,892 | 29,800 | 53,600 | 41,482 | 29,988 |      |
| FEB                                | 26,000 | 28,541 | 25,520 | 26,160 | 30,840 | 59,200 | 38,646 | 30,132 |      |
| MAR                                | 26,240 | 28,040 | 25,600 | 26,192 | 32,704 | 56,800 | 37,359 | 30,132 |      |
| APR                                | 27,120 | 27,936 | 25,680 | 26,840 | 33,800 | 52,933 | 35,563 | 31,140 |      |
| MAI                                | 27,040 | 28,640 | 25,680 | 28,061 | 34,720 | 52,000 | 33,601 | 32,293 |      |
| JUN                                | 26,800 | 28,760 | 25,920 | 28,944 | 35,280 | 52,040 | 33,496 | 33,073 |      |
| JUL                                | 27,712 | 29,360 | 26,080 | 29,040 | 36,461 | 49,000 | 31,443 | 35,414 |      |
| AUG                                | 28,187 | 30,000 | 26,453 | 28,880 | 37,040 | 44,533 | 29,330 | 35,414 |      |
| SEP                                | 27,720 | 27,381 | 25,920 | 27,152 | 37,200 | 41,680 | 30,181 | 34,772 |      |
| OCT                                | 27,328 | 25,440 | 24,960 | 26,640 | 38,240 | 42,080 | 30,584 | 41,249 |      |
| NOV                                | 28,120 | 25,360 | 25,240 | 27,880 | 46,160 | 41,346 | 29,892 | 44,078 |      |
| DEC                                | 29,440 | 25,360 | 25,552 | 28,400 | 46,320 | 43,026 | 29,892 | 44,224 |      |
| <u>Qualité : COMUNI-ORIGINARIO</u> |        |        |        |        |        |        |        |        |      |
| JAN                                | 21,101 | 20,960 | 20,280 | 20,320 | 23,200 | 31,216 | 32,145 | 24,970 |      |
| FEB                                | 21,160 | 20,240 | 20,400 | 20,320 | 23,200 | 34,680 | 28,792 | 24,970 |      |
| MAR                                | 22,381 | 19,800 | 20,400 | 20,416 | 23,984 | 33,440 | 27,177 | 25,050 |      |
| APR                                | 23,840 | 19,696 | 20,464 | 20,981 | 25,200 | 31,920 | 26,418 | 26,843 |      |
| MAI                                | 23,840 | 19,920 | 20,560 | 21,640 | 25,888 | 33,952 | 25,787 | 27,971 |      |
| JUN                                | 24,000 | 19,760 | 20,920 | 21,920 | 25,760 | 34,360 | 26,475 | 28,872 |      |
| JUL                                | 24,512 | 19,728 | 21,200 | 22,200 | 26,880 | 31,240 | 25,526 | 31,002 |      |
| AUG                                | 24,667 | 19,920 | 21,200 | 23,120 | 27,440 | 27,680 | 24,594 | 31,092 |      |
| SEP                                | 24,320 | 19,240 | 20,432 | 21,712 | 27,680 | 26,240 | 25,703 | 30,572 |      |
| OCT                                | 21,008 | 19,232 | 19,640 | 20,880 | 24,907 | 30,541 | 25,839 | 29,988 |      |
| NOV                                | 20,960 | 19,440 | 20,000 | 22,000 | 27,840 | 32,308 | 24,970 | 31,184 |      |
| DEC                                | 21,200 | 19,984 | 20,256 | 22,360 | 28,280 | 34,462 | 24,970 | 31,272 |      |

DG VI/O 4

## PRODUIT : RIZ DECORTIQUE

UC/100 kg

| PERIODE                            | 1968 | 1969 | 1970 | 1971 | 1972 | 1973   | 1974   | 1975   | 1976 |
|------------------------------------|------|------|------|------|------|--------|--------|--------|------|
| <u>C. PRIX DE MARCHE</u>           |      |      |      |      |      |        |        |        |      |
| <u>Pays : ITALIA</u>               |      |      |      |      |      |        |        |        |      |
| <u>Marché : VERCELLI</u>           |      |      |      |      |      |        |        |        |      |
| <u>Qualité : RIBE</u>              |      |      |      |      |      |        |        |        |      |
| JAN                                |      |      |      |      |      |        | 36,997 | 29,682 |      |
| FEB                                |      |      |      |      |      |        | 34,445 | 30,132 |      |
| MAR                                |      |      |      |      |      |        | 33,215 | 30,282 |      |
| APR                                |      |      |      |      |      |        | 33,006 | 32,173 |      |
| MAI                                |      |      |      |      |      |        | 32,233 | 33,073 |      |
| JUN                                |      |      |      |      |      |        | 31,987 | 33,673 |      |
| JUL                                |      |      |      |      |      |        | 29,602 | 35,906 |      |
| AUG                                |      |      |      |      |      |        | 28,464 | 35,834 |      |
| SEP                                |      |      |      |      |      | -      | 28,683 | -      |      |
| OCT                                |      |      |      |      |      | 36,667 | 28,969 | -      |      |
| NOV                                |      |      |      |      |      | 37,731 | 28,451 | -      |      |
| DEC                                |      |      |      |      |      | 39,154 | 28,451 | -      |      |
| <u>Qualité : ARBORIO</u>           |      |      |      |      |      |        |        |        |      |
| JAN                                |      |      |      |      |      |        | 42,143 | 32,773 |      |
| FEB                                |      |      |      |      |      |        | 40,223 | 32,953 |      |
| MAR                                |      |      |      |      |      |        | 38,506 | 32,953 |      |
| APR                                |      |      |      |      |      |        | 36,671 | 33,337 |      |
| MAI                                |      |      |      |      |      |        | 34,722 | 33,914 |      |
| JUN                                |      |      |      |      |      |        | 34,234 | 34,604 |      |
| JUL                                |      |      |      |      |      |        | 31,917 | 36,170 |      |
| AUG                                |      |      |      |      |      |        | 30,587 | 35,954 |      |
| SEP                                |      |      |      |      |      | -      | 32,366 | -      |      |
| OCT                                |      |      |      |      |      | 43,600 | 33,330 | -      |      |
| NOV                                |      |      |      |      |      | 41,923 | 32,593 | -      |      |
| DEC                                |      |      |      |      |      | 43,028 | 32,593 | -      |      |
| <u>Qualité : COMUNI-ORIGINARIO</u> |      |      |      |      |      |        |        |        |      |
| JAN                                |      |      |      |      |      |        | -      | 25,270 |      |
| FEB                                |      |      |      |      |      |        | -      | 25,330 |      |
| MAR                                |      |      |      |      |      |        | -      | 25,360 |      |
| APR                                |      |      |      |      |      |        | -      | 26,627 |      |
| MAI                                |      |      |      |      |      |        | -      | 27,251 |      |
| JUN                                |      |      |      |      |      |        | -      | 28,181 |      |
| JUL                                |      |      |      |      |      |        | -      | 30,348 |      |
| AUG                                |      |      |      |      |      |        | -      | 30,252 |      |
| SEP                                |      |      |      |      |      | -      | 25,453 | -      |      |
| OCT                                |      |      |      |      |      | -      | 25,963 | -      |      |
| NOV                                |      |      |      |      |      | -      | 25,030 | -      |      |
| DEC                                |      |      |      |      |      | -      | 25,090 | -      |      |

DO VI/0 4

PRODUIT : RIZ PADDY ROND

UC/100 kg

| PERIODE  | 1968   | 1969   | 1970   | 1971   | 1972   | 1973   | 1974   | 1975   | 1976   |        |
|--|--------|--------|--------|--------|--------|--------|--------|--------|--------|--------|
| <u>A. PRIX D'INTERVENTION</u>                  |        |        |        |        |        |        |        |        |        |        |
| (m)  |        |        |        |        |        |        |        |        |        |        |
| JAN  | 12,520 | 12,220 | 12,720 | 12,720 | 12,720 | 12,738 | 13,240 | 13,380 | 14,610 | 16,175 |
| FEB  | 12,630 | 12,330 | 12,830 | 12,830 | 12,820 | 12,830 | 13,360 | 13,505 | 14,745 | 16,347 |
| MAR  | 12,740 | 12,440 | 12,940 | 12,940 | 12,940 | 12,976 | 13,480 | 13,630 | 14,880 | 16,519 |
| APR  | 12,850 | 12,550 | 13,050 | 13,050 | 13,050 | 13,095 | 13,600 | 13,755 | 15,015 | 16,691 |
| MAI  | 12,960 | 12,660 | 13,160 | 13,160 | 13,160 | 13,214 | 13,720 | 13,880 | 15,150 | 16,833 |
| JUN  | 13,070 | 12,770 | 13,270 | 13,270 | 13,270 | 13,333 | 13,840 | 14,005 | 15,285 | 17,035 |
| JUL  | 13,180 | 12,880 | 13,380 | 13,380 | 13,380 | 13,452 | 13,960 | 14,130 | 15,420 | 17,207 |
| AUG  | 13,180 | 12,880 | 13,380 | 13,380 | 13,380 | 13,452 | 13,960 | 14,130 | 15,420 | 17,207 |
| SEP  | 12,500 | 12,500 | 12,500 | 12,500 | 13,000 | 13,130 | 13,655 | 15,487 |        |        |
| OCT  | 12,500 | 12,500 | 12,500 | 12,500 | 13,000 | 13,130 | 13,655 | 15,659 |        |        |
| NOV  | 12,500 | 12,500 | 12,500 | 12,500 | 13,000 | 13,130 | 14,340 | 15,831 |        |        |
| DEC  | 12,610 | 12,610 | 12,610 | 12,619 | 13,120 | 13,255 | 14,475 | 16,003 |        |        |
| <u>B. 1) PRELEVEMENTS A L'IMPORTATION P.T.</u> |        |        |        |        |        |        |        |        |        |        |
| JAN  | 2,221  | 3,578  | 6,732  | 8,053  | 8,256  | 2,926  | 0      | 0      |        |        |
| FEB  | 2,174  | 3,595  | 7,565  | 8,200  | 8,245  | 0,283  | 0      | 0      |        |        |
| MAR  | 2,174  | 4,206  | 7,472  | 7,974  | 8,042  | 0      | 0      | 0      |        |        |
| APR  | 2,093  | 4,637  | 7,612  | 7,919  | 7,521  | 0      | 0      | 0      |        |        |
| MAI  | 2,431  | 5,124  | 7,895  | 8,261  | 7,453  | 0      | 0      | 0      |        |        |
| JUN  | 2,352  | 5,780  | 8,162  | 8,259  | 7,723  | 0      | 0      | 0      |        |        |
| JUL  | 2,492  | 5,926  | 8,455  | 7,852  | 8,001  | 0      | 0      | 0      |        |        |
| AUG  | 2,693  | 5,862  | 8,488  | 7,797  | 7,831  | 0      | 0      | 0      |        |        |
| SEP  | 2,496  | 4,999  | 7,816  | 8,080  | 7,287  | 0      | 0      | 0,1063 |        |        |
| OCT  | 2,585  | 5,423  | 7,896  | 8,080  | 6,658  | 0      | 0      | 1,3330 |        |        |
| NOV  | 3,112  | 5,480  | 7,896  | 8,095  | 5,037  | 0      | 0      | 2,9953 |        |        |
| DEC  | 3,477  | 6,035  | 8,000  | 8,280  | 4,058  | 0      | 0      | 2,9123 |        |        |
| <u>B. 2) PRELEVEMENTS A L'EXPORTATION P.T.</u> |        |        |        |        |        |        |        |        |        |        |
| JAN  |        |        |        |        |        |        | 40,000 | 9,871  |        |        |
| FEB  |        |        |        |        |        |        | 40,000 | 5,286  |        |        |
| MAR  |        |        |        |        |        |        | 35,161 | 2,194  |        |        |
| APR  |        |        |        |        |        |        | 18,667 | 2,000  |        |        |
| MAI  |        |        |        |        |        |        | 8,452  | 1,517  |        |        |
| JUN  |        |        |        |        |        |        | 8,000  | -      |        |        |
| JUL  |        |        |        |        |        |        | 8,000  | -      |        |        |
| AUG  |        |        |        |        |        |        | 8,000  | -      |        |        |
| SEP  |        |        |        |        |        |        | 11,333 | -      |        |        |
| OCT  |        |        |        |        |        | 25,000 | 12,000 | -      |        |        |
| NOV  |        |        |        |        |        | 32,333 | 12,000 | -      |        |        |
| DEC  |        |        |        |        |        | 37,903 | 12,000 | -      |        |        |

(m) 1ere colonne: Arles  
2eme colonne: Vercelli.

DG VI/O 4

## PRODUIT : RIZ PADDY LONG

UC/100 kg

| PERIODE  | 1968   | 1969   | 1970   | 1971   | 1972   | 1973   | 1974   | 1975   | 1976   |        |
|--|--------|--------|--------|--------|--------|--------|--------|--------|--------|--------|
| <b>A. PRIX D'INTERVENTION</b>                  |        |        |        |        |        |        |        |        |        |        |
| (a)  |        |        |        |        |        |        |        |        |        |        |
| JAN  | 12,520 | 12,220 | 12,720 | 12,720 | 12,720 | 12,738 | 13,240 | 13,380 | 14,610 | 16,175 |
| FEB  | 12,630 | 12,330 | 12,830 | 12,830 | 12,830 | 12,857 | 13,360 | 13,505 | 14,745 | 16,347 |
| MAR  | 12,740 | 12,440 | 12,940 | 12,940 | 12,940 | 12,976 | 13,480 | 13,630 | 14,880 | 16,519 |
| APR  | 12,850 | 12,550 | 13,050 | 13,050 | 13,050 | 13,095 | 13,600 | 13,755 | 15,015 | 16,691 |
| MAI  | 12,960 | 12,660 | 13,160 | 13,160 | 13,160 | 13,214 | 13,720 | 13,880 | 15,150 | 16,883 |
| JUN  | 13,070 | 12,770 | 13,270 | 13,270 | 13,270 | 13,333 | 13,840 | 14,005 | 15,285 | 17,035 |
| JUL  | 13,180 | 12,880 | 13,380 | 13,380 | 13,380 | 13,452 | 13,960 | 14,130 | 15,420 | 17,207 |
| AUG  | 13,180 | 12,880 | 13,380 | 13,380 | 13,380 | 13,452 | 13,960 | 14,130 | 15,420 | 17,207 |
| SEP  | 12,500 | 12,500 | 12,500 | 12,500 | 12,500 | 13,000 | 13,130 | 13,655 | 15,487 |        |
| OCT  | 12,500 | 12,500 | 12,500 | 12,500 | 12,500 | 13,000 | 13,130 | 13,655 | 15,659 |        |
| NOV  | 12,500 | 12,500 | 12,500 | 12,500 | 12,500 | 13,000 | 13,130 | 14,340 | 15,831 |        |
| DEC  | 12,610 | 12,610 | 12,610 | 12,619 | 13,120 | 13,255 | 14,475 | 16,003 |        |        |
| <b>B. 1) PRELEVEMENTS A L'IMPORTATION P.T.</b> |        |        |        |        |        |        |        |        |        |        |
| JAN  | 2,221  | 3,578  | 6,732  | 8,053  | 8,944  | 5,043  | 0      | 0      |        |        |
| FEB  | 2,174  | 3,595  | 7,565  | 8,200  | 9,343  | 0,835  | 0      | 0      |        |        |
| MAR  | 2,174  | 4,206  | 7,472  | 7,974  | 9,937  | 0      | 0      | 0,421  |        |        |
| APR  | 2,093  | 4,637  | 7,612  | 7,919  | 10,136 | 0      | 0      | 1,171  |        |        |
| MAI  | 2,431  | 5,124  | 7,895  | 8,261  | 10,400 | 0      | 0      | 2,574  |        |        |
| JUN  | 2,352  | 5,780  | 8,162  | 8,259  | 10,343 | 0      | 0      | 3,233  |        |        |
| JUL  | 2,492  | 5,926  | 8,455  | 7,852  | 10,321 | 0      | 0      | 3,822  |        |        |
| AUG  | 2,693  | 5,862  | 8,488  | 7,797  | 9,550  | 0      | 0      | 1,924  |        |        |
| SEP  | 2,496  | 4,999  | 7,816  | 7,576  | 7,127  | 0      | 0      | 1,6199 |        |        |
| OCT  | 2,585  | 5,423  | 7,896  | 7,504  | 7,066  | 0      | 0      | 3,0690 |        |        |
| NOV  | 3,112  | 5,480  | 7,896  | 7,861  | 6,980  | 0      | 0      | 4,2585 |        |        |
| DEC  | 3,477  | 6,035  | 8,000  | 8,565  | 6,219  | 0      | 0      | 6,2422 |        |        |
| <b>B. 2) PRELEVEMENTS A L'EXPORTATION P.T.</b> |        |        |        |        |        |        |        |        |        |        |
| JAN  |        |        |        |        |        |        | 40,000 | 3,871  |        |        |
| FEB  |        |        |        |        |        |        | 40,000 | 2,071  |        |        |
| MAR  |        |        |        |        |        |        | 35,161 | 0,290  |        |        |
| APR  |        |        |        |        |        |        | 18,667 | -      |        |        |
| MAI  |        |        |        |        |        |        | 10,323 | -      |        |        |
| JUN  |        |        |        |        |        |        | 10,000 | -      |        |        |
| JUL  |        |        |        |        |        |        | 10,000 | -      |        |        |
| AUG  |        |        |        |        |        |        | 10,000 | -      |        |        |
| SEP  |        |        |        |        |        |        | 8,333  | -      |        |        |
| OCT  |        |        |        |        |        | 25,000 | 8,000  | -      |        |        |
| NOV  |        |        |        |        |        | 32,333 | 8,000  | -      |        |        |
| DEC  |        |        |        |        |        | 37,903 | 6,323  | -      |        |        |

(a) 1ère colonne: Aries  
2ème colonne: Vercelli.

DG VI/0 4

PRODUIT : RIZ PADDY

UC/100 kg

| PERIODE                            | 1968   | 1969   | 1970   | 1971   | 1972   | 1973   | 1974   | 1975   | 1976 |
|------------------------------------|--------|--------|--------|--------|--------|--------|--------|--------|------|
| <u>C. PRIX DE MARCHÉ</u>           |        |        |        |        |        |        |        |        |      |
| Pays : ITALIA                      |        |        |        |        |        |        |        |        |      |
| Marché : MILANO                    |        |        |        |        |        |        |        |        |      |
| Qualité : RIBE                     |        |        |        |        |        |        |        |        |      |
| JAN                                | 14,450 | 15,341 | 13,560 | 14,080 | 15,440 | 18,624 | 20,888 | 16,627 |      |
| FEB                                | 14,661 | 15,200 | 13,747 | 14,080 | 15,440 | 21,600 | 19,515 | 17,107 |      |
| MAR                                | 15,400 | 15,110 | 14,160 | 14,080 | 15,664 | 22,000 | 18,469 | 17,267 |      |
| APR                                | 15,640 | 15,000 | 14,544 | 14,301 | 16,301 | 22,400 | 18,469 | 18,664 |      |
| MAI                                | 15,640 | 14,901 | 14,920 | 14,640 | 16,608 | 22,720 | 18,188 | 19,388 |      |
| JUN                                | 15,581 | 14,640 | 15,301 | 14,960 | 16,541 | 23,200 | 18,188 | 20,258 |      |
| JUL                                | 16,164 | 14,640 | 15,600 | 14,960 | 17,120 | 21,621 | 16,866 | 22,029 |      |
| AUG                                | 16,067 | 14,640 | 15,600 | 14,960 | -      | 19,067 | 15,917 | 22,029 |      |
| SEP                                | 14,840 | 13,920 | 13,520 | 13,920 | -      | -      | 15,918 | 21,412 |      |
| OCT                                | 14,776 | 13,488 | 13,440 | 14,141 | 15,440 | 18,064 | 16,564 | 19,580 |      |
| NOV                                | 15,141 | 13,360 | 13,861 | 14,481 | 16,160 | 20,423 | 16,026 | 20,128 |      |
| DEC                                | 15,360 | 13,360 | 14,080 | 14,821 | 16,320 | 21,820 | 16,026 | 20,128 |      |
| <u>Qualité : ARBORIO</u>           |        |        |        |        |        |        |        |        |      |
| JAN                                | 14,640 | 16,720 | 14,040 | 14,373 | 16,320 | 25,840 | 22,720 | 16,831 |      |
| FEB                                | 14,680 | 16,360 | 14,080 | 14,400 | 17,120 | 28,120 | 21,618 | 17,047 |      |
| MAR                                | 15,101 | 16,960 | 14,080 | 14,416 | 18,176 | 26,840 | 20,392 | 17,047 |      |
| APR                                | 15,360 | 15,824 | 14,160 | 14,880 | 19,000 | 23,867 | 19,025 | 17,647 |      |
| MAI                                | 15,360 | 16,240 | 14,221 | 15,421 | 19,840 | 24,608 | 17,869 | 18,247 |      |
| JUN                                | 15,400 | 16,360 | 14,320 | 15,760 | 20,120 | 25,120 | 17,837 | 19,358 |      |
| JUL                                | 16,048 | 16,640 | 14,560 | 15,760 | 20,880 | 22,701 | 16,819 | 21,309 |      |
| AUG                                | 16,240 | 16,640 | 14,560 | 15,760 | -      | 19,333 | 16,042 | 21,309 |      |
| SEP                                | 14,800 | 14,640 | 14,320 | 14,080 | -      | -      | 16,479 | 20,712 |      |
| OCT                                | 15,392 | 14,160 | 14,200 | 14,301 | 19,200 | 21,872 | 16,819 | 22,590 |      |
| NOV                                | 15,920 | 14,027 | 14,160 | 14,861 | 21,600 | 21,169 | 16,687 | 24,271 |      |
| DEC                                | 16,800 | 14,000 | 14,256 | 15,160 | 22,840 | 22,923 | 16,687 | 24,271 |      |
| <u>Qualité : COMUNI-ORIGINARIO</u> |        |        |        |        |        |        |        |        |      |
| JAN                                | 13,320 | 13,480 | 12,381 | 12,560 | 14,080 | 17,792 | 20,155 | 15,258 |      |
| FEB                                | 13,480 | 13,141 | 12,480 | 12,560 | 14,080 | 20,160 | 18,136 | 15,366 |      |
| MAR                                | 14,240 | 13,000 | 12,501 | 12,624 | 14,832 | 19,720 | 16,958 | 15,406 |      |
| APR                                | 15,280 | 13,024 | 12,624 | 13,040 | 15,731 | 18,347 | 16,958 | 16,495 |      |
| MAI                                | 15,280 | 13,080 | 12,800 | 13,400 | 16,304 | 20,032 | 16,643 | 17,167 |      |
| JUN                                | 15,360 | 12,960 | 12,880 | 13,680 | 16,461 | 20,760 | 16,643 | 18,457 |      |
| JUL                                | 15,440 | 12,992 | 13,040 | 13,960 | 17,240 | 18,400 | 15,830 | 20,408 |      |
| AUG                                | -      | 13,040 | 13,040 | 14,720 | -      | 16,187 | 15,231 | 20,408 |      |
| SEP                                | 13,280 | -      | 12,080 | 12,640 | -      | -      | 15,418 | 19,817 |      |
| OCT                                | 13,216 | 11,872 | 11,981 | 12,541 | 14,058 | 17,056 | 15,714 | 18,471 |      |
| NOV                                | 13,240 | 11,840 | 12,141 | 13,181 | 15,600 | 19,538 | 15,186 | 19,195 |      |
| DEC                                | 13,560 | 12,032 | 12,336 | 13,360 | 16,061 | 21,295 | 15,186 | 19,195 |      |



DG VI/G 4

PRODUIT : RIZ PADDY

UC/100 kg

| PERIODE  | 1968 | 1969 | 1970 | 1971 | 1972 | 1973   | 1974   | 1975   | 1976 |
|--|------|------|------|------|------|--------|--------|--------|------|
| <u>C. PRIX DE MARCHÉ</u><br>Pays : ITALIA<br>Marché : VERCELLI<br>Qualité : RIBE |      |      |      |      |      |        |        |        |      |
| JAN  |      |      |      |      |      |        | 20,712 | 16,897 |      |
| FEB  |      |      |      |      |      |        | 19,481 | 17,227 |      |
| MAR  |      |      |      |      |      |        | 18,710 | 17,377 |      |
| APR  |      |      |      |      |      |        | 18,710 | 18,908 |      |
| MAI  |      |      |      |      |      |        | 18,223 | 19,628 |      |
| JUN  |      |      |      |      |      |        | 17,907 | 20,318 |      |
| JUL  |      |      |      |      |      |        | 16,439 | 22,605 |      |
| AUG  |      |      |      |      |      |        | 16,042 | 22,629 |      |
| SEP  |      |      |      |      |      | 15,920 | 16,251 | 20,711 |      |
| OCT  |      |      |      |      |      | 18,640 | 16,584 | 19,720 |      |
| NOV  |      |      |      |      |      | 20,423 | 16,026 | 20,128 |      |
| DEC  |      |      |      |      |      | 21,923 | 16,026 | 20,712 |      |
| <u>Qualité : ARBORIO</u>   |      |      |      |      |      |        |        |        |      |
| JAN  |      |      |      |      |      |        | 22,940 | 17,047 |      |
| FEB  |      |      |      |      |      |        | 21,933 | 17,167 |      |
| MAR  |      |      |      |      |      |        | 20,917 | 17,167 |      |
| APR  |      |      |      |      |      |        | 19,452 | 17,719 |      |
| MAI  |      |      |      |      |      |        | 18,044 | 18,367 |      |
| JUN  |      |      |      |      |      |        | 17,659 | 19,238 |      |
| JUL  |      |      |      |      |      |        | 16,507 | 21,753 |      |
| AUG  |      |      |      |      |      |        | 15,668 | 21,729 |      |
| SEP  |      |      |      |      |      | 18,600 | 16,521 | 21,223 |      |
| OCT  |      |      |      |      |      | 22,448 | 17,093 | 22,871 |      |
| NOV  |      |      |      |      |      | 22,538 | 16,927 | 24,271 |      |
| DEC  |      |      |      |      |      | 23,154 | 16,927 | 24,271 |      |
| <u>Qualité : COMUNI-ORIGINARIO</u>   |      |      |      |      |      |        |        |        |      |
| JAN  |      |      |      |      |      |        | 20,155 | 15,306 |      |
| FEB  |      |      |      |      |      |        | 18,136 | 15,306 |      |
| MAR  |      |      |      |      |      |        | 16,958 | 15,336 |      |
| APR  |      |      |      |      |      |        | 16,958 | 16,435 |      |
| MAI  |      |      |      |      |      |        | 16,643 | 17,107 |      |
| JUN  |      |      |      |      |      |        | 16,643 | 18,227 |      |
| JUL  |      |      |      |      |      |        | 15,830 | 20,252 |      |
| AUG  |      |      |      |      |      |        | 15,231 | 20,228 |      |
| SEP  |      |      |      |      |      | -      | 15,293 | 19,603 |      |
| OCT  |      |      |      |      |      | 17,056 | 15,839 | 18,641 |      |
| NOV  |      |      |      |      |      | 19,538 | 15,306 | 18,962 |      |
| DEC  |      |      |      |      |      | 21,295 | 15,306 | 18,962 |      |

DG VI/0 4

PRODUIT : RIZ BLANCHI ROND

UC/ 100 kg

| PERIODE                 | 1968   | 1969   | 1970   | 1971   | 1972   | 1973   | 1974   | 1975   | 1976   |
|-------------------------|--------|--------|--------|--------|--------|--------|--------|--------|--------|
| <u>A. PRIX DE SEUIL</u> |        |        |        |        |        |        |        |        |        |
| JAN                     | 22,733 | 23,765 | 23,776 | 23,776 | 25,910 | 27,430 | 27,636 | 31,310 | 35,440 |
| FEB                     | 22,895 | 23,928 | 23,944 | 23,944 | 26,090 | 27,620 | 27,838 | 31,528 | 35,718 |
| MAR                     | 23,058 | 24,091 | 24,112 | 24,112 | 26,270 | 27,810 | 28,039 | 31,746 | 35,995 |
| APR                     | 23,220 | 24,253 | 24,280 | 24,280 | 26,450 | 28,000 | 28,240 | 31,964 | 36,273 |
| MAI                     | 23,383 | 24,416 | 24,448 | 24,448 | 26,630 | 28,190 | 28,442 | 32,182 | 36,550 |
| JUN                     | 23,546 | 24,578 | 24,616 | 24,616 | 26,810 | 28,380 | 28,643 | 32,400 | 36,827 |
| JUL                     | 23,708 | 24,741 | 24,784 | 24,784 | 26,990 | 28,570 | 28,844 | 32,618 | 37,103 |
| AUG                     | 23,708 | 24,741 | 24,784 | 24,784 | 26,990 | 28,570 | 28,844 | 32,618 | 37,103 |
| SEP                     | 23,440 | 23,440 | 23,440 | 25,550 | 27,050 | 27,234 | 29,416 | 34,331 |        |
| OCT                     | 23,440 | 23,440 | 23,440 | 25,550 | 27,050 | 27,234 | 29,416 | 34,608 |        |
| NOV                     | 23,440 | 23,440 | 23,440 | 25,550 | 27,050 | 27,234 | 30,874 | 34,885 |        |
| DEC                     | 23,603 | 23,608 | 23,608 | 25,730 | 27,240 | 27,435 | 31,092 | 35,163 |        |

B. 1) PRELEVEMENTS A L'IMPORTATION P.T.

|     |       |        |        |        |        |       |   |        |  |
|-----|-------|--------|--------|--------|--------|-------|---|--------|--|
| JAN | 5,256 | 8,450  | 11,746 | 14,536 | 13,525 | 8,377 | 0 | 0      |  |
| FEB | 5,073 | 8,487  | 12,053 | 14,794 | 13,113 | 3,558 | 0 | 0      |  |
| MAR | 5,238 | 8,361  | 13,096 | 14,532 | 12,538 | 1,022 | 0 | 0,369  |  |
| APR | 5,496 | 8,806  | 13,950 | 13,734 | 11,991 | 0     | 0 | 2,512  |  |
| MAI | 5,940 | 9,776  | 14,183 | 15,252 | 12,925 | 0     | 0 | 2,947  |  |
| JUN | 5,965 | 10,740 | 14,341 | 15,741 | 13,430 | 0,025 | 0 | 3,381  |  |
| JUL | 5,802 | 10,991 | 14,819 | 15,484 | 13,488 | 0     | 0 | 3,084  |  |
| AUG | 6,567 | 10,271 | 15,010 | 14,705 | 13,230 | 0     | 0 | 2,839  |  |
| SEP | 6,478 | 10,471 | 13,930 | 14,417 | 13,100 | 0     | 0 | 4,8252 |  |
| OCT | 7,286 | 11,555 | 14,052 | 14,140 | 12,965 | 0     | 0 | 5,1853 |  |
| NOV | 8,096 | 9,478  | 14,183 | 14,105 | 11,197 | 0     | 0 | 5,9038 |  |
| DEC | 8,866 | 11,420 | 14,368 | 14,110 | 9,824  | 0     | 0 | 6,1719 |  |

B. 2) PRELEVEMENTS A L'EXPORTATION P.T.

|     |  |  |  |  |  |        |        |       |  |
|-----|--|--|--|--|--|--------|--------|-------|--|
| JAN |  |  |  |  |  |        | 50,000 | 9,871 |  |
| FEB |  |  |  |  |  |        | 50,000 | 5,286 |  |
| MAR |  |  |  |  |  |        | 41,290 | 0,581 |  |
| APR |  |  |  |  |  |        | 23,667 | -     |  |
| MAI |  |  |  |  |  |        | 15,323 | -     |  |
| JUN |  |  |  |  |  |        | 15,000 | -     |  |
| JUL |  |  |  |  |  |        | 12,387 | -     |  |
| AUG |  |  |  |  |  |        | 11,258 | -     |  |
| SEP |  |  |  |  |  |        | 11,833 | -     |  |
| OCT |  |  |  |  |  | 35,000 | 12,000 | -     |  |
| NOV |  |  |  |  |  | 42,333 | 12,000 | -     |  |
| DEC |  |  |  |  |  | 47,903 | 12,000 | -     |  |

DO VI/0 4

## PRODUIT : RIZ BLANCHI LONG

UC/100 kg

| PERIODE  | 1968   | 1969   | 1970   | 1971   | 1972   | 1973   | 1974   | 1975    | 1976   |
|--|--------|--------|--------|--------|--------|--------|--------|---------|--------|
| <u>A. PRIX DE SEUIL</u>                        |        |        |        |        |        |        |        |         |        |
| JAN  | 22,733 | 23,765 | 23,776 | 23,776 | 30,580 | 32,310 | 32,524 | 36,531  | 40,969 |
| FEB  | 22,895 | 23,928 | 23,944 | 23,944 | 30,780 | 32,530 | 32,750 | 36,776  | 41,280 |
| MAR  | 23,058 | 24,091 | 24,112 | 24,112 | 30,980 | 32,750 | 32,976 | 37,021  | 41,592 |
| APR  | 23,220 | 24,253 | 24,280 | 24,280 | 31,180 | 32,970 | 33,202 | 37,266  | 41,904 |
| MAI  | 23,383 | 24,416 | 24,448 | 24,448 | 31,380 | 33,190 | 33,428 | 37,511  | 42,215 |
| JUN  | 23,546 | 24,578 | 24,616 | 24,616 | 31,580 | 33,410 | 33,654 | 37,756  | 42,527 |
| JUL  | 23,708 | 24,741 | 24,784 | 24,784 | 31,780 | 33,630 | 33,880 | 38,001  | 42,838 |
| AUG  | 23,708 | 24,741 | 24,784 | 24,784 | 31,780 | 33,630 | 33,880 | 38,001  | 42,838 |
| SEP  | 23,440 | 23,440 | 23,440 | 30,180 | 31,870 | 32,072 | 34,403 | 39,722  |        |
| OCT  | 23,440 | 23,440 | 23,440 | 30,180 | 31,870 | 32,072 | 34,403 | 40,034  |        |
| NOV  | 23,440 | 23,440 | 23,440 | 30,180 | 31,870 | 32,072 | 36,041 | 40,346  |        |
| DEC  | 23,603 | 23,608 | 23,608 | 30,380 | 32,090 | 32,298 | 32,286 | 40,697  |        |
| <u>B. 1) PRELEVEMENTS A L'IMPORTATION P.T.</u> |        |        |        |        |        |        |        |         |        |
| JAN  | 5,904  | 9,492  | 13,193 | 16,327 | 19,656 | 15,915 | 0      | 7,895   |        |
| FEB  | 5,698  | 9,532  | 13,537 | 16,616 | 20,255 | 5,698  | 0      | 7,933   |        |
| MAR  | 5,884  | 9,392  | 14,709 | 16,322 | 21,035 | 1,921  | 0      | 8,726   |        |
| APR  | 6,174  | 9,891  | 15,669 | 15,426 | 21,336 | 4,407  | 0      | 8,590   |        |
| MAI  | 6,671  | 10,980 | 15,931 | 17,130 | 21,820 | 4,260  | 0      | 9,342   |        |
| JUN  | 6,700  | 12,063 | 16,107 | 17,680 | 21,961 | 5,421  | 0      | 12,200  |        |
| JUL  | 6,517  | 12,345 | 16,645 | 17,391 | 21,944 | 3,880  | 0      | 13,325  |        |
| AUG  | 7,376  | 11,537 | 16,859 | 16,516 | 20,623 | 3,537  | 0      | 10,913  |        |
| SEP  | 7,276  | 11,761 | 15,646 | 17,649 | 18,596 | 0      | 0      | 10,5577 |        |
| OCT  | 8,183  | 12,979 | 15,783 | 17,623 | 18,387 | 0      | 0      | 12,7376 |        |
| NOV  | 9,094  | 10,646 | 15,930 | 18,052 | 17,983 | 0      | 0,249  | 15,1579 |        |
| DEC  | 9,958  | 12,826 | 16,138 | 18,850 | 17,308 | 0      | 2,067  | 15,9034 |        |
| <u>B. 2) PRELEVEMENTS A L'EXPORTATION P.T.</u> |        |        |        |        |        |        |        |         |        |
| JAN  |        |        |        |        |        |        | 50,000 | -       |        |
| FEB  |        |        |        |        |        |        | 50,000 | -       |        |
| MAR  |        |        |        |        |        |        | 41,290 | -       |        |
| APR  |        |        |        |        |        |        | 19,333 | -       |        |
| MAI  |        |        |        |        |        |        | 10,323 | 0,097   |        |
| JUN  |        |        |        |        |        |        | 10,000 | -       |        |
| JUL  |        |        |        |        |        |        | 10,000 | -       |        |
| AUG  |        |        |        |        |        |        | 10,000 | -       |        |
| SEP  |        |        |        |        |        |        | 11,667 | -       |        |
| OCT  |        |        |        |        |        | 35,000 | 12,000 | -       |        |
| NOV  |        |        |        |        |        | 42,333 | 10,933 | -       |        |
| DEC  |        |        |        |        |        | 47,903 | 2,742  | -       |        |

DO VI/0 4

## PRODUIT : RIZ - BRISURES

UC/ 100 kg

| PERIODE  | 1968   | 1969   | 1970   | 1971   | 1972   | 1973   | 1974                  | 1975   | 1976   |
|--|--------|--------|--------|--------|--------|--------|-----------------------|--------|--------|
| <u>A. PRIX DE SEUIL</u>                        |        |        |        |        |        |        |                       |        |        |
| JAN  | 11,330 | 12,500 | 12,500 | 12,500 | 12,500 | 12,950 | 13,085                | 14,567 | 16,045 |
| FEB  | 11,330 | 12,500 | 12,500 | 12,500 | 12,500 | 12,950 | 13,085                | 14,567 | 16,045 |
| MAR  | 11,330 | 12,500 | 12,500 | 12,500 | 12,500 | 12,950 | 13,085                | 14,567 | 16,045 |
| APR  | 11,330 | 12,500 | 12,500 | 12,500 | 12,500 | 12,950 | 13,085                | 14,567 | 16,045 |
| MAI  | 11,330 | 12,500 | 12,500 | 12,500 | 12,500 | 12,950 | 13,085                | 14,567 | 16,045 |
| JUN  | 11,330 | 12,500 | 12,500 | 12,500 | 12,500 | 12,950 | 13,085                | 14,567 | 16,045 |
| JUL  | 11,330 | 12,500 | 12,500 | 12,500 | 12,500 | 12,950 | 13,085                | 14,567 | 16,045 |
| AUG  | 11,330 | 12,500 | 12,500 | 12,500 | 12,500 | 12,950 | 13,085                | 14,567 | 16,045 |
| SEP  | 12,500 | 12,500 | 12,500 | 12,500 | 12,950 | 13,085 | 13,860                | 16,045 |        |
| OCT  | 12,500 | 12,500 | 12,500 | 12,500 | 12,950 | 13,085 | 13,860<br>7.20 14,567 | 16,045 |        |
| NOV  | 12,500 | 12,500 | 12,500 | 12,500 | 12,950 | 13,085 | 14,567                | 16,045 |        |
| DEC  | 12,500 | 12,500 | 12,500 | 12,500 | 12,950 | 13,085 | 14,567                | 16,045 |        |
| <u>B. 1) PRELEVEMENTS A L'IMPORTATION P.T.</u> |        |        |        |        |        |        |                       |        |        |
| JAN  | -      | -      | 4,358  | 4,378  | 4,681  | 0,666  | 0                     | 0      |        |
| FEB  | -      | 0,417  | 4,396  | 4,421  | 4,446  | 0,445  | 0                     | 0      |        |
| MAR  | -      | 1,269  | 4,290  | 4,640  | 4,147  | 0,435  | 0                     | 0      |        |
| APR  | -      | 1,742  | 4,017  | 4,569  | 4,087  | 0      | 0                     | 0      |        |
| MAI  | -      | 2,254  | 3,884  | 5,016  | 4,790  | 0      | 0                     | 0      |        |
| JUN  | -      | 2,959  | 4,263  | 5,396  | 4,706  | 0      | 0                     | 0      |        |
| JUL  | -      | 3,157  | 4,101  | 5,533  | 4,718  | 0      | 0                     | 0      |        |
| AUG  | -      | 3,601  | 3,915  | 5,625  | 4,042  | 0      | 0                     | 0      |        |
| SEP  | -      | 3,504  | 4,462  | 5,040  | 3,843  | 0      | 0                     | 0      |        |
| OCT  | -      | 3,405  | 3,933  | 4,897  | 3,469  | 0      | 0                     | 0,3723 |        |
| NOV  | -      | 3,628  | 4,183  | 4,780  | 2,557  | 0      | 0                     | 0,7931 |        |
| DEC  | 0,210  | 4,130  | 4,349  | 4,780  | 1,960  | 0      | 0                     | 1,1219 |        |
| <u>B. 2) PRELEVEMENTS A L'EXPORTATION P.T.</u> |        |        |        |        |        |        |                       |        |        |
| JAN  |        |        |        |        |        |        | 20,000                | 9,871  |        |
| FEB  |        |        |        |        |        |        | 20,000                | 5,857  |        |
| MAR  |        |        |        |        |        |        | 20,000                | 3,145  |        |
| APR  |        |        |        |        |        |        | 15,667                | 0,833  |        |
| MAI  |        |        |        |        |        |        | 12,194                | 0,516  |        |
| JUN  |        |        |        |        |        |        | 12,000                | -      |        |
| JUL  |        |        |        |        |        |        | 12,000                | -      |        |
| AUG  |        |        |        |        |        |        | 12,000                | -      |        |
| SEP  |        |        |        |        |        |        | 12,000                | -      |        |
| OCT  |        |        |        |        |        | 15,000 | 12,000                | -      |        |
| NOV  |        |        |        |        |        | 15,000 | 12,000                | -      |        |
| DEC  |        |        |        |        |        | 17,903 | 12,000                | -      |        |

DO VI/0 4

PRODUIT : RIZ - BRISURES


UC/100 kg

| PERIODE                  | 1968   | 1969   | 1970   | 1971   | 1972   | 1973   | 1974   | 1975   | 1976 |
|--------------------------|--------|--------|--------|--------|--------|--------|--------|--------|------|
| <u>C. PRIX DE MARCHÉ</u> |        |        |        |        |        |        |        |        |      |
| <u>Pays : ITALIA</u>     |        |        |        |        |        |        |        |        |      |
| <u>Marché : MILANO</u>   |        |        |        |        |        |        |        |        |      |
| JAN                      | 15,021 | 13,360 | 14,160 | 13,680 | 16,360 | 12,848 | 27,177 | 20,048 |      |
| FEB                      | 15,400 | 13,040 | 15,920 | 13,360 | 16,080 | 12,840 | 25,998 | 20,048 |      |
| MAR                      | 15,760 | 12,720 | 17,891 | 13,424 | 16,112 | 12,720 | 24,456 | 19,968 |      |
| APR                      | 16,096 | 12,752 | 17,824 | 13,640 | 16,600 | 13,574 | 24,368 | 19,616 |      |
| MAI                      | 18,160 | 12,800 | 16,800 | 14,680 | 17,328 | 16,832 | 24,366 | 18,878 |      |
| JUN                      | 18,360 | 12,301 | 16,040 | 15,120 | 17,728 | 16,800 | 24,771 | 18,217 |      |
| JUL                      | 18,352 | 12,112 | 16,000 | 15,080 | 17,320 | 19,760 | 23,968 | 18,872 |      |
| AUG                      | 16,400 | 12,027 | 15,893 | 14,800 | 16,360 | 18,720 | 22,659 | 18,247 |      |
| SEP                      | 13,701 | 11,720 | 14,432 | 14,800 | 14,960 | 18,040 | 23,346 | 17,503 |      |
| OCT                      | 13,808 | 12,336 | 13,341 | 15,800 | 13,501 | 21,152 | 22,062 | 16,990 |      |
| NOV                      | 13,800 | 12,614 | 13,880 | 16,141 | 12,880 | 24,923 | 19,478 | 15,986 |      |
| DEC                      | 13,360 | 12,816 | 14,064 | 16,080 | 12,720 | 28,993 | 19,968 | 15,286 |      |
| <u>Marché : VERCELLI</u> |        |        |        |        |        |        |        |        |      |
| JAN                      |        |        |        |        |        |        | 26,355 | 19,568 |      |
| FEB                      |        |        |        |        |        |        | 24,497 | 19,568 |      |
| MAR                      |        |        |        |        |        |        | 24,141 | 19,388 |      |
| APR                      |        |        |        |        |        |        | 23,965 | 19,088 |      |
| MAI                      |        |        |        |        |        |        | 23,965 | 18,818 |      |
| JUN                      |        |        |        |        |        |        | 24,227 | 17,647 |      |
| JUL                      |        |        |        |        |        |        | 23,427 | 18,223 |      |
| AUG                      |        |        |        |        |        |        | 22,035 | 17,887 |      |
| SEP                      |        |        |        |        |        | 17,120 | 23,003 | 16,920 |      |
| OCT                      |        |        |        |        |        | 20,400 | 21,814 | 16,585 |      |
| NOV                      |        |        |        |        |        | 24,016 | 19,448 | 15,169 |      |
| DEC                      |        |        |        |        |        | 28,000 | 19,268 | 14,878 |      |

I. PRODUITS VEGETAUX

---

3. Sucre



DO VI/0 4

## PRODUIT : SUCRE BRUT

UC/100 kg

| PERIODE  | 1968  | 1969  | 1970  | 1971  | 1972  | 1973  | 1974  | 1975  | 1976  |
|--|-------|-------|-------|-------|-------|-------|-------|-------|-------|
| <u>A. PRIX DE SEUIL</u>                        |       |       |       |       |       |       |       |       |       |
| JAN  |       | 22,37 | 22,37 | 22,37 | 22,37 | 23,73 | 24,21 | 26,90 | 30,97 |
| FEB  |       | 22,37 | 22,37 | 22,37 | 22,37 | 23,73 | 24,21 | 26,90 | 30,97 |
| MAR  |       | 22,37 | 22,37 | 22,37 | 22,37 | 23,73 | 24,21 | 26,90 | 30,97 |
| APR  |       | 22,37 | 22,37 | 22,37 | 22,37 | 23,73 | 24,21 | 26,90 | 30,97 |
| MAI  |       | 22,37 | 22,37 | 22,37 | 22,37 | 23,73 | 24,21 | 26,90 | 30,97 |
| JUN  |       | 22,37 | 22,37 | 22,37 | 22,37 | 23,73 | 24,21 | 26,90 | 30,97 |
| JUL  | 22,37 | 22,37 | 22,37 | 22,37 | 23,73 | 24,21 | 25,78 | 30,97 |       |
| AUG  | 22,37 | 22,37 | 22,37 | 22,37 | 23,73 | 24,21 | 25,78 | 30,97 |       |
| SEP  | 22,37 | 22,37 | 22,37 | 22,37 | 23,73 | 24,21 | 25,78 | 30,97 |       |
| OCT  | 22,37 | 22,37 | 22,37 | 22,37 | 23,73 | 24,21 | 25,78 | 30,97 |       |
| NOV  | 22,37 | 22,37 | 22,37 | 22,37 | 23,73 | 24,21 | 26,90 | 30,97 |       |
| DEC  | 22,37 | 22,37 | 22,37 | 22,37 | 23,73 | 24,21 | 26,90 | 30,97 |       |
| <u>B. 1) PRELEVEMENTS A L'IMPORTATION P.T.</u> |       |       |       |       |       |       |       |       |       |
| JAN  |       | 15,02 | 14,51 | 10,95 | 5,07  | 2,74  | 0     | 0     |       |
| FEB  |       | 14,61 | 14,08 | 10,62 | 4,18  | 4,59  | 0     | 0     |       |
| MAR  |       | 13,72 | 13,49 | 10,91 | 3,76  | 5,48  | 0     | 0     |       |
| APR  |       | 13,29 | 12,97 | 11,29 | 6,32  | 5,09  | 0     | 0     |       |
| MAI  |       | 13,34 | 12,81 | 11,65 | 7,66  | 4,13  | 0     | 0     |       |
| JUN  |       | 13,35 | 12,47 | 12,12 | 8,20  | 4,33  | 0     | 3,27  |       |
| JUL  | 17,90 | 13,76 | 12,32 | 12,89 | 11,17 | 5,98  | 0     | 2,42  |       |
| AUG  | 18,12 | 14,85 | 12,42 | 12,78 | 10,08 | 6,94  | 0     | 0     |       |
| SEP  | 18,23 | 15,40 | 12,28 | 13,34 | 7,71  | 6,92  | 0     | 1,80  |       |
| OCT  | 17,62 | 14,94 | 12,15 | 12,78 | 7,23  | 5,98  | 0     | 4,48  |       |
| NOV  | 16,28 | 14,51 | 11,95 | 12,36 | 7,68  | 4,05  | 0     | 5,58  |       |
| DEC  | 15,23 | 14,90 | 11,92 | 9,49  | 4,13  | 0,98  | 0     | 5,99  |       |
| <u>B. 2) PRELEVEMENTS A L'EXPORTATION P.T.</u> |       |       |       |       |       |       |       |       |       |
| JAN  |       |       |       |       |       |       | 12,53 | 46,11 |       |
| FEB  |       |       |       |       |       |       | 23,03 | 37,05 |       |
| MAR  |       |       |       |       |       |       | 21,84 | 21,71 |       |
| APR  |       |       |       |       |       |       | 21,75 | 18,45 |       |
| MAI  |       |       |       |       |       |       | 24,71 | 7,81  |       |
| JUN  |       |       |       |       |       |       | 24,62 | 2,73  |       |
| JUL  |       |       |       |       |       |       | 25,79 | 1,75  |       |
| AUG  |       |       |       |       |       |       | 35,31 | 8,14  |       |
| SEP  |       |       |       |       |       |       | 43,42 | 3,49  |       |
| OCT  |       |       |       |       |       |       | 49,95 | 0,70  |       |
| NOV  |       |       |       |       |       |       | 77,60 | 0     |       |
| DEC  |       |       |       |       |       |       | 58,08 | 0     |       |



DG VI/G 4


## PRODUIT : SUCRE BLANC

UC/100 kg

| PERIODE  | 1968  | 1969  | 1970  | 1971  | 1972  | 1973  | 1974  | 1975  | 1976  |
|--|-------|-------|-------|-------|-------|-------|-------|-------|-------|
| <u>A. PRIX DE SEUIL</u>                        |       |       |       |       |       |       |       |       |       |
| JAN  |       | 24,94 | 24,94 | 24,94 | 26,30 | 27,05 | 27,60 | 30,80 | 35,52 |
| FEB  |       | 24,94 | 24,94 | 24,94 | 26,30 | 27,05 | 27,60 | 30,80 | 35,52 |
| MAR  |       | 24,94 | 24,94 | 24,94 | 26,30 | 27,05 | 27,60 | 30,80 | 35,52 |
| APR  |       | 24,94 | 24,94 | 24,94 | 26,30 | 27,05 | 27,60 | 30,80 | 35,52 |
| MAI  |       | 24,94 | 24,94 | 24,94 | 26,30 | 27,05 | 27,60 | 30,80 | 35,52 |
| JUN  |       | 24,94 | 24,94 | 24,94 | 26,30 | 27,05 | 27,60 | 30,80 | 35,52 |
| JUL  | 24,94 | 24,94 | 24,94 | 26,30 | 27,05 | 27,60 | 29,47 | 35,52 | 35,52 |
| AUG  | 24,94 | 24,94 | 24,94 | 26,30 | 27,05 | 27,60 | 29,47 | 35,52 |       |
| SEP  | 24,94 | 24,94 | 24,94 | 26,30 | 27,05 | 27,60 | 29,47 | 35,52 |       |
| OCT  | 24,94 | 24,94 | 24,94 | 26,30 | 27,05 | 27,60 | 29,47 | 35,52 |       |
| NOV  | 24,94 | 24,94 | 24,94 | 26,30 | 27,05 | 27,60 | 30,80 | 35,52 |       |
| DEC  | 24,94 | 24,94 | 24,94 | 26,30 | 27,05 | 27,60 | 30,80 | 35,52 |       |
| <u>B. 1) PRELEVEMENTS A L'IMPORTATION P.T.</u> |       |       |       |       |       |       |       |       |       |
| JAN  |       | 18,73 | 18,52 | 14,54 | 7,68  | 4,68  | 0     | 0     |       |
| FEB  |       | 18,62 | 18,27 | 14,20 | 6,79  | 5,62  | 0     | 0     |       |
| MAR  |       | 17,78 | 17,46 | 14,49 | 6,36  | 5,44  | 0     | 0     |       |
| APR  |       | 17,20 | 16,81 | 14,88 | 8,09  | 6,18  | 0     | 0     |       |
| MAI  |       | 17,16 | 16,55 | 15,08 | 8,85  | 5,63  | 0     | 0     |       |
| JUN  |       | 17,18 | 16,07 | 14,20 | 9,52  | 6,12  | 0     | 2,42  |       |
| JUL  | 20,26 | 17,61 | 15,92 | 15,22 | 12,91 | 7,82  | 0     | 4,37  |       |
| AUG  | 20,55 | 18,74 | 16,02 | 15,15 | 11,65 | 8,65  | 0     | 0,34  |       |
| SEP  | 21,15 | 19,29 | 15,87 | 16,01 | 9,17  | 8,48  | 0     | 2,63  |       |
| OCT  | 20,89 | 18,82 | 15,74 | 15,44 | 8,57  | 7,85  | 0     | 6,95  |       |
| NOV  | 20,12 | 18,42 | 15,55 | 15,02 | 8,81  | 4,76  | 0     | 6,94  |       |
| DEC  | 19,90 | 18,77 | 15,52 | 12,14 | 5,83  | 0,77  | 0     | 7,08  |       |
| <u>B. 2) PRELEVEMENTS A L'EXPORTATION P.T.</u> |       |       |       |       |       |       |       |       |       |
| JAN  |       |       |       |       |       |       | 13,31 | 58,74 |       |
| FEB  |       |       |       |       |       |       | 22,42 | 45,80 |       |
| MAR  |       |       |       |       |       |       | 24,82 | 26,39 |       |
| APR  |       |       |       |       |       |       | 26,47 | 20,68 |       |
| MAI  |       |       |       |       |       |       | 26,39 | 11,97 |       |
| JUN  |       |       |       |       |       |       | 28,13 | 3,55  |       |
| JUL  |       |       |       |       |       |       | 29,44 | 0     |       |
| AUG  |       |       |       |       |       |       | 35,65 | 4,49  |       |
| SEP  |       |       |       |       |       |       | 44,73 | 1,87  |       |
| OCT  |       |       |       |       |       |       | 50,27 | 0     |       |
| NOV  |       |       |       |       |       |       | 94,00 | 0     |       |
| DEC  |       |       |       |       |       |       | 77,73 | 0     |       |

I. PRODUITS VEGETAUX

4. Matières grasses



DG VI/O 4

## PRODUIT : HUILE D'OLIVE

UC/100 kg

| PERIODE  | 1968   | 1969   | 1970   | 1971   | 1972         | 1973   | 1974         | 1975          | 1976    |
|--|--------|--------|--------|--------|--------------|--------|--------------|---------------|---------|
| <u>A. PRIX DE SEUIL</u>                        |        |        |        |        |              |        |              |               |         |
| JAN  | 79,890 | 71,320 | 71,320 | 71,320 | 74,870       | 78,870 | 94,500       | 100,610       | 148,060 |
| FEB  | 80,530 | 71,940 | 71,940 | 71,940 | 75,540       | 79,540 | 95,250       | 101,360       | 149,160 |
| MAR  | 81,170 | 72,560 | 72,560 | 72,560 | 76,210       | 80,210 | 96,000       | 102,110       | 150,260 |
| APR  | 81,810 | 73,180 | 73,180 | 73,180 | 76,880       | 80,880 | 96,750       | 102,860       | 151,360 |
| MAI  | 82,450 | 73,800 | 73,800 | 73,800 | 77,550       | 81,550 | 97,500       | 103,610       | 152,460 |
| JUN  | 83,090 | 74,420 | 74,420 | 74,420 | 78,220       | 82,220 | 98,250       | 104,360       | 153,560 |
| JUL  | 83,730 | 75,040 | 75,040 | 75,040 | 78,890       | 82,890 | 99,000       | 27.6: 146,960 | 154,660 |
| AUG  | 84,370 | 75,660 | 75,660 | 75,660 | 79,560       | 83,560 | 99,750       | 146,960       | 155,760 |
| SEP  | 85,010 | 76,280 | 76,280 | 76,280 | 80,230       | 84,230 | 100,500      | 146,960       | 156,860 |
| OCT  | 85,650 | 76,900 | 76,900 | 76,900 | 80,900       | 84,900 | 100,500      | 146,960       | 157,960 |
| NOV  | 70,700 | 70,700 | 70,700 | 74,200 | 78,200       | 93,000 | 7.10: 99,860 | 146,960       |         |
| DEC  | 70,700 | 70,700 | 70,700 | 74,200 | 78,200       | 93,750 | 99,860       | 146,960       |         |
| <u>B. 1) PRELEVEMENTS A L'IMPORTATION P.T.</u> |        |        |        |        |              |        |              |               |         |
| JAN  | 12,570 | 0,720  | 2,900  | 0      | 3,453        | 0      | 0            | 0             |         |
| FEB  | 11,434 | 3,840  | 1,805  | 0      | 3,070        | 0      | 0            | 0             |         |
| MAR  | 11,541 | 7,460  | 1,040  | 0      | 0            | 0      | 0            | 0             |         |
| APR  | 13,710 | 8,080  | 1,040  | 0      | 0            | 0      | 0            | 0             |         |
| MAI  | 13,410 | 9,073  | 1,040  | 1,163  | 0            | 0      | 0            | 0             |         |
| JUN  | 14,170 | 9,493  | 1,820  | 0,918  | 0            | 0      | 0            | 27.6: 19,601  |         |
| JUL  | 14,810 | 10,421 | 1,820  | 0      | 0            | 0      | 0            | 18,961        |         |
| AUG  | 15,450 | 7,651  | 1,611  | 0      | 0            | 0      | 0            | 10,602        |         |
| SEP  | 15,450 | 7,928  | 1,061  | 0      | 0            | 0      | 0            | 24,248        |         |
| OCT  | 16,090 | 6,659  | 2,155  | 0,780  | 0            | 0      | 0            | 37,208        |         |
| NOV  | 2,964  | 0,471  | 0      | 1,436  | 0            | 0      | 0            | 36,701        |         |
| DEC  | -      | 2,422  | 0      | 2,984  | 0            | 0      | 0            | 45,006        |         |
| <u>B. 2) PRELEVEMENTS A L'EXPORTATION P.T.</u> |        |        |        |        |              |        |              |               |         |
| JAN  |        |        |        |        |              | 15,814 | 17,263       | 47,205        |         |
| FEB  |        |        |        |        |              | 18,872 | 43,109       | 10,000        |         |
| MAR  |        |        |        |        |              | 27,376 | 50,742       | 10,000        |         |
| APR  |        |        |        |        |              | 23,960 | 51,343       | 9,500         |         |
| MAI  |        |        |        |        |              | 23,507 | 45,759       | 5,000         |         |
| JUN  |        |        |        |        |              | 17,474 | 55,820       | 5,000         |         |
| JUL  |        |        |        |        |              | 10,224 | 57,183       | -             |         |
| AUG  |        |        |        |        |              | 11,824 | 56,509       | -             |         |
| SEP  |        |        |        |        |              | 21,075 | 60,564       | -             |         |
| OCT  |        |        |        |        |              | 21,061 | 62,755       | -             |         |
| NOV  |        |        |        |        | 20.11: 5,666 | 23,527 | 61,994       | -             |         |
| DEC  |        |        |        |        | 11,256       | 13,476 | 58,039       | -             |         |

| PERIODE                                 | 1968   | 1969   | 1970   | 1971   | 1972    | 1973    | 1974    | 1975    | 1976 |
|---|--------|--------|--------|--------|---------|---------|---------|---------|------|
| <b>C. PRIX DE MARCHÉ</b>                |        |        |        |        |         |         |         |         |      |
| Pays : ITALIA                           |        |        |        |        |         |         |         |         |      |
| Marché : BARI                           |        |        |        |        |         |         |         |         |      |
| 1. QUALITE I CORRENTE                   |        |        |        |        |         |         |         |         |      |
| JAN                                     | 81,440 | 79,800 | 80,000 | 82,270 | 73,600  | 105,600 | 149,943 | 156,372 |      |
| FEB                                     | 79,840 | 76,800 | 80,000 | 78,114 | 73,600  | 110,485 | -       | 169,520 |      |
| MAR                                     | 77,600 | 76,800 | 80,000 | 75,071 | 76,878  | 119,883 | -       | 161,516 |      |
| APR                                     | 78,400 | 76,800 | 80,000 | 73,786 | 86,000  | 122,400 | 173,525 | 150,467 |      |
| MAI                                     | 78,400 | 76,800 | 81,040 | 75,458 | 86,232  | 124,362 | 178,445 | 138,668 |      |
| JUN                                     | 78,400 | 76,800 | 81,920 | 76,000 | 84,520  | 127,680 | 183,988 | 138,601 |      |
| JUL                                     | 79,600 | 79,040 | 79,600 | 76,832 | 83,227  | 126,968 | 177,437 | 145,820 |      |
| AUG                                     | 79,200 | 80,800 | 78,933 | 77,056 | 87,529  | 126,400 | 166,446 | 143,378 |      |
| SEP                                     | 79,200 | 80,800 | 80,493 | 77,200 | 91,040  | 124,533 | 183,729 | 142,162 |      |
| OCT                                     | 80,720 | 80,800 | 81,600 | 75,600 | 93,573  | 120,619 | 203,263 | 141,209 |      |
| NOV                                     | 80,000 | 79,067 | 83,640 | 75,446 | -       | 122,872 | 171,068 | 135,598 |      |
| DEC                                     | 80,800 | 80,000 | 85,949 | 74,014 | -       | 214,914 | 162,065 | 142,752 |      |
| <b>2. QUALITE I D'OLIVA RETTIFICATO</b> |        |        |        |        |         |         |         |         |      |
| JAN                                     | 82,688 | 78,840 | 75,560 | 79,208 | 78,840  | 109,147 | 151,084 | 160,477 |      |
| FEB                                     | 82,096 | 74,280 | 77,181 | 79,111 | 78,466  | 116,291 | -       | 170,642 |      |
| MAR                                     | 81,960 | 74,480 | 78,560 | 78,604 | 81,486  | 124,478 | -       | 166,923 |      |
| APR                                     | 85,024 | 74,256 | 78,629 | 78,584 | 89,867  | 123,669 | 170,610 | 159,014 |      |
| MAI                                     | 84,120 | 75,218 | 78,581 | 78,674 | 90,485  | 125,485 | 179,039 | 147,260 |      |
| JUN                                     | 85,160 | 74,480 | 78,784 | 79,672 | 90,422  | 126,355 | 191,408 | 147,963 |      |
| JUL                                     | 85,584 | 78,144 | 78,701 | 80,686 | 89,453  | 125,768 | 185,814 | 159,980 |      |
| AUG                                     | 84,501 | 79,520 | 78,693 | 81,156 | 92,706  | 124,918 | 176,362 | 151,328 |      |
| SEP                                     | 85,160 | 79,149 | 80,054 | 80,851 | 95,133  | 123,885 | 182,387 | 150,454 |      |
| OCT                                     | 84,352 | 78,680 | 80,919 | 79,467 | 94,960  | 124,888 | 190,997 | 148,821 |      |
| NOV                                     | 78,203 | 76,707 | 81,794 | 78,608 | -       | 125,320 | 181,743 | 145,882 |      |
| DEC                                     | 76,464 | 75,226 | 80,669 | 78,850 | -       | 136,514 | 169,035 | 149,264 |      |
| Marché : MILANO                         |        |        |        |        |         |         |         |         |      |
| Qualité : D'OLIVA RETTIFICATO           |        |        |        |        |         |         |         |         |      |
| JAN                                     | 84,880 | 78,600 | 78,701 | 84,168 | 81,253  | 111,467 | -       | 165,802 |      |
| FEB                                     | 84,400 | 78,600 | 80,400 | 82,343 | 81,971  | 118,614 | -       | 170,511 |      |
| MAR                                     | 84,600 | 80,200 | 81,200 | 81,639 | 83,498  | 127,549 | -       | 171,209 |      |
| APR                                     | 87,184 | 78,320 | 81,200 | 82,000 | 83,347  | 127,600 | -       | 160,482 |      |
| MAI                                     | 86,200 | 78,000 | 81,200 | 81,639 | 94,283  | 128,710 | -       | 145,858 |      |
| JUN                                     | 87,460 | 77,240 | 81,200 | 82,134 | 94,800  | 129,360 | -       | 148,891 |      |
| JUL                                     | 88,800 | 79,930 | 81,200 | -      | 94,800  | 130,774 | -       | 158,054 |      |
| AUG                                     | 88,400 | 82,000 | 81,200 | 83,600 | 94,800  | 129,923 | -       | 154,901 |      |
| SEP                                     | 88,400 | 81,627 | 82,640 | 84,048 | 96,053  | 126,667 | -       | 152,314 |      |
| OCT                                     | 87,920 | 81,680 | 84,271 | 82,200 | 97,173  | 127,600 | 189,443 | 150,995 |      |
| NOV                                     | 82,200 | 80,613 | 85,200 | 82,000 | 103,600 | 128,546 | 182,514 | 149,942 |      |
| DEC                                     | 79,920 | 78,787 | 84,710 | 81,333 | 112,299 | -       | 176,723 | 151,830 |      |

DO VI/0 4

PRODUIT : COLZA ET NAVETTE

UC/100 kg

| PERIODE                               | 1968   | 1969   | 1970   | 1971   | 1972   | 1973   | 1974    | 1975   | 1976   |
|---------------------------------------|--------|--------|--------|--------|--------|--------|---------|--------|--------|
| <u>A. PRIX INDICATIF</u>              |        |        |        |        |        |        |         |        |        |
| JAN                                   | 21,150 | 21,150 | 21,150 | 21,150 | 21,220 | 21,820 | 22,060  | 24,150 | 27,030 |
| FEB                                   | 21,330 | 21,330 | 21,330 | 21,330 | 21,414 | 22,014 | 22,260  | 24,380 | 27,330 |
| MAR                                   | 21,510 | 21,510 | 21,510 | 21,510 | 21,608 | 22,208 | 22,460  | 24,610 | 27,630 |
| APR                                   | 21,510 | 21,510 | 21,510 | 21,510 | 21,608 | 22,208 | 22,460  | 24,610 | 27,630 |
| MAI                                   | 21,510 | 21,510 | 21,510 | 21,510 | 21,608 | 22,208 | 22,460  | 24,610 | 27,630 |
| JUN                                   | 21,510 | 21,510 | 21,510 | 21,510 | 21,608 | 22,208 | 22,460  | 24,610 | 27,630 |
| JUL                                   | 20,250 | 20,250 | 20,250 | 20,250 | 20,850 | 21,060 | 21,900  | 25,530 |        |
| AUG                                   | 20,250 | 20,250 | 20,250 | 20,250 | 20,850 | 21,060 | 21,900  | 25,530 |        |
| SEP                                   | 20,430 | 20,430 | 20,430 | 20,444 | 21,044 | 21,260 | 22,130  | 25,830 |        |
| OCT                                   | 20,610 | 20,610 | 20,610 | 20,638 | 21,238 | 21,460 | 22,460* | 26,130 |        |
| NOV                                   | 20,790 | 20,790 | 20,790 | 20,832 | 21,432 | 21,660 | 23,690  | 26,430 |        |
| DEC                                   | 20,970 | 20,970 | 20,970 | 21,026 | 21,626 | 21,860 | 23,920  | 26,730 |        |
| * à partir du 7.10. '74               |        |        |        |        |        |        |         |        |        |
| <u>B. PRIX D'INTERVENTION DE BASE</u> |        |        |        |        |        |        |         |        |        |
| JAN                                   | 20,550 | 20,550 | 20,550 | 20,550 | 20,620 | 21,220 | 21,450  | 23,480 | 26,290 |
| FEB                                   | 20,730 | 20,730 | 20,730 | 20,730 | 20,814 | 21,414 | 21,650  | 23,710 | 26,590 |
| MAR                                   | 20,910 | 20,910 | 20,910 | 20,910 | 21,008 | 21,608 | 21,850  | 23,940 | 26,890 |
| APR                                   | 20,910 | 20,910 | 20,910 | 20,910 | 21,008 | 21,608 | 21,850  | 23,940 | 26,890 |
| MAI                                   | 20,910 | 20,910 | 20,910 | 20,910 | 21,008 | 21,608 | 21,850  | 23,940 | 26,890 |
| JUN                                   | 20,910 | 20,910 | 20,910 | 20,910 | 21,008 | 21,608 | 21,850  | 23,940 | 26,890 |
| JUL                                   | 19,650 | 19,650 | 19,650 | 19,650 | 20,250 | 20,450 | 21,270  | 24,790 |        |
| AUG                                   | 19,650 | 19,650 | 19,650 | 19,650 | 20,250 | 20,450 | 21,270  | 24,790 |        |
| SEP                                   | 19,830 | 19,830 | 19,830 | 19,844 | 20,444 | 20,650 | 21,500  | 25,090 |        |
| OCT                                   | 20,010 | 20,010 | 20,010 | 20,038 | 20,638 | 20,850 | 21,730* | 25,390 |        |
| NOV                                   | 20,190 | 20,190 | 20,190 | 20,232 | 20,832 | 21,050 | 23,020  | 25,690 |        |
| DEC                                   | 20,370 | 20,370 | 20,370 | 20,426 | 21,026 | 21,250 | 23,250  | 25,990 |        |
| * à partir du 7.10. '74               |        |        |        |        |        |        |         |        |        |
| <u>C. AIDE</u>                        |        |        |        |        |        |        |         |        |        |
| JAN                                   | 10,520 | 11,260 | 7,449  | 5,828  | 9,259  | 5,607  | 0       | 0      | 9,123  |
| FEB                                   | 10,671 | 10,756 | 6,860  | 5,068  | 8,931  | 3,900  | 0       | 0,123  |        |
| MAR                                   | 11,220 | 10,715 | 7,700  | 6,544  | 9,083  | 4,712  | 0       | 2,467  |        |
| APR                                   | 11,368 | 10,970 | 8,179  | 6,967  | 9,169  | 6,286  | 0       | 0,420  |        |
| MAI                                   | 11,612 | 11,168 | 7,835  | 7,497  | 9,726  | 5,898  | 0       | 4,034  |        |
| JUN                                   | 11,780 | 11,280 | 7,169  | 7,720  | 10,204 | 8,761  | 0       | 5,779  |        |
| JUL                                   | 10,731 | 10,055 | 6,046  | 5,733  | 9,442  | 0      | 0       | 5,272  |        |
| AUG                                   | 11,747 | 10,851 | 6,752  | 6,169  | 9,287  | 0      | 0       | 0,423  |        |
| SEP                                   | 11,099 | 10,457 | 7,120  | 7,748  | 8,896  | 0,210  | 0       | 1,555  |        |
| OCT                                   | 11,144 | 8,719  | 7,375  | 7,571  | 8,722  | 1,609  | 0       | 4,636  |        |
| NOV                                   | 11,548 | 7,728  | 6,051  | 7,958  | 8,418  | 1,521  | 0       | 8,341  |        |
| DEC                                   | 11,722 | 7,741  | 6,026  | 8,379  | 6,764  | 0      | 0       | 9,896  |        |

DG VI/0 4

PRODUIT : TOURNEBOL

UC/100 kg

| PERIODE                               | 1968   | 1969   | 1970   | 1971   | 1972   | 1973   | 1974    | 1975   | 1976   |
|---------------------------------------|--------|--------|--------|--------|--------|--------|---------|--------|--------|
| <u>A. PRIX INDICATIF</u>              |        |        |        |        |        |        |         |        |        |
| JAN                                   | 20,670 | 20,670 | 20,670 | 20,670 | 20,704 | 21,731 | 21,962  | 24,480 | 27,560 |
| FEB                                   | 20,880 | 20,880 | 20,880 | 20,880 | 20,931 | 21,958 | 22,196  | 24,750 | 27,910 |
| MAR                                   | 21,090 | 21,090 | 21,090 | 21,090 | 21,158 | 22,185 | 22,430  | 25,020 | 28,260 |
| APR                                   | 21,300 | 21,300 | 21,300 | 21,300 | 21,385 | 22,185 | 22,430  | 25,020 | 28,260 |
| MAI                                   | 21,300 | 21,300 | 21,300 | 21,300 | 21,385 | 22,185 | 22,430  | 25,020 | 28,260 |
| JUN                                   | 21,300 | 21,300 | 21,300 | 21,300 | 21,385 | 22,185 | 22,430  | 25,020 | 28,260 |
| JUL                                   | 21,300 | 21,300 | 21,300 | 21,300 | 21,385 | 22,185 | 22,430  | 25,020 | 28,260 |
| AUG                                   | 21,300 | 21,300 | 21,300 | 21,300 | 21,385 | 22,185 | 22,430  | 25,020 | 28,260 |
| SEP                                   | 21,300 | 21,300 | 21,300 | 21,300 | 21,050 | 21,260 | 22,540  | 26,510 |        |
| OCT                                   | 20,250 | 20,250 | 20,250 | 20,250 | 21,050 | 21,260 | 22,540  | 26,510 |        |
| NOV                                   | 20,250 | 20,250 | 20,250 | 20,250 | 21,277 | 21,494 | 23,670* | 26,860 |        |
| DEC                                   | 20,460 | 20,460 | 20,460 | 20,477 | 21,504 | 21,728 | 23,940  | 27,210 |        |
| * à partir du 7.10.74                 |        |        |        |        |        |        |         |        |        |
| <u>B. PRIX D'INTERVENTION DE BASE</u> |        |        |        |        |        |        |         |        |        |
| JAN                                   | 20,070 | 20,070 | 20,070 | 20,070 | 20,104 | 21,131 | 21,352  | 29,790 | 26,790 |
| FEB                                   | 20,280 | 20,280 | 20,280 | 20,280 | 20,331 | 21,358 | 21,586  | 24,060 | 27,140 |
| MAR                                   | 20,490 | 20,490 | 20,490 | 20,490 | 20,558 | 21,585 | 21,820  | 24,330 | 27,490 |
| APR                                   | 20,700 | 20,700 | 20,700 | 20,700 | 20,785 | 21,585 | 21,820  | 24,330 | 27,490 |
| MAI                                   | 20,700 | 20,700 | 20,700 | 20,700 | 20,785 | 21,585 | 21,820  | 24,330 | 27,490 |
| JUN                                   | 20,700 | 20,700 | 20,700 | 20,700 | 20,785 | 21,585 | 21,820  | 24,330 | 27,490 |
| JUL                                   | 20,700 | 20,700 | 20,700 | 20,700 | 20,785 | 21,585 | 21,820  | 24,330 | 27,490 |
| AUG                                   | 20,700 | 20,700 | 20,700 | 20,700 | 20,785 | 21,585 | 21,820  | 24,330 | 27,490 |
| SEP                                   | 20,700 | 20,700 | 20,700 | 20,700 | 20,450 | 20,650 | 21,890  | 25,740 |        |
| OCT                                   | 19,650 | 19,650 | 19,650 | 19,650 | 20,450 | 20,650 | 21,890  | 25,740 |        |
| NOV                                   | 19,650 | 19,650 | 19,650 | 19,650 | 20,677 | 20,884 | 22,980* | 26,090 |        |
| DEC                                   | 19,860 | 19,860 | 19,860 | 19,877 | 20,904 | 21,118 | 23,250  | 26,440 |        |
| * à partir du 7.10.74                 |        |        |        |        |        |        |         |        |        |
| <u>C. AIDE</u>                        |        |        |        |        |        |        |         |        |        |
| JAN                                   | 9,752  | 9,949  | 7,668  | 2,251  | 5,080  | 3,847  | 0       | 0      | 4,200  |
| FEB                                   | 10,094 | 10,543 | 7,273  | 2,328  | 5,863  | 3,571  | 0       | 0      |        |
| MAR                                   | 10,532 | 10,189 | 7,256  | 3,908  | 5,716  | 5,128  | 0       | 0      |        |
| APR                                   | 11,289 | 10,920 | 6,941  | 3,430  | 4,454  | 5,798  | 0       | 0      |        |
| MAI                                   | 11,406 | 10,465 | 5,714  | 3,556  | 4,456  | 2,766  | 0       | 1,557  |        |
| JUN                                   | 11,431 | 10,200 | 4,618  | 3,861  | 6,082  | 0,339  | 0       | 4,404  |        |
| JUL                                   | 11,717 | 10,003 | 4,862  | 2,458  | 6,830  | 0      | 0       | 3,034  |        |
| AUG                                   | 12,126 | 10,300 | 5,857  | 2,398  | 7,125  | 0      | 0       | 0      |        |
| SEP                                   | 11,032 | 9,829  | 7,017  | 3,933  | 6,441  | 0,624  | 0       | 0,436  |        |
| OCT                                   | 9,815  | 7,551  | 4,353  | 2,565  | 6,546  | 0      | 0       | 1,589  |        |
| NOV                                   | 9,640  | 6,756  | 4,043  | 3,094  | 6,050  | 0,360  | 0       | 3,547  |        |
| DEC                                   | 9,813  | 7,387  | 2,738  | 4,040  | 4,340  | 0      | 0       | 4,030  |        |


DO VI/0 4

PRODUIT : SOJA

UC/100 kg

| PERIODE                  | 1968 | 1969 | 1970 | 1971 | 1972 | 1973 | 1974  | 1975  | 1976  |
|--------------------------|------|------|------|------|------|------|-------|-------|-------|
| <u>A. PRIX INDICATIF</u> |      |      |      |      |      |      |       |       |       |
| JAN                      |      |      |      |      |      |      |       | 23,31 | 26,11 |
| FEB                      |      |      |      |      |      |      |       | 23,31 | 26,11 |
| MAR                      |      |      |      |      |      |      |       | 23,31 | 26,11 |
| APR                      |      |      |      |      |      |      |       | 23,31 | 26,11 |
| MAI                      |      |      |      |      |      |      |       | 23,31 | 26,11 |
| JUN                      |      |      |      |      |      |      |       | 23,31 | 26,11 |
| JUL                      |      |      |      |      |      |      |       | 23,31 | 26,11 |
| AUG                      |      |      |      |      |      |      |       | 23,31 | 26,11 |
| SEP                      |      |      |      |      |      |      |       | 23,31 | 26,11 |
| OCT                      |      |      |      |      |      |      |       | 23,31 | 26,11 |
| NOV                      |      |      |      |      |      |      | 23,31 | 26,11 |       |
| DEC                      |      |      |      |      |      |      | 23,31 | 26,11 |       |






I. PRODUITS VEGETAUX

---

5. V i n



PRODUIT : V I M

UC/° HL

| PERIODE                      | 1968 | 1969 | 1970 | 1971 | 1972                | 1973                | 1974                | 1975                | 1976 |
|------------------------------|------|------|------|------|---------------------|---------------------|---------------------|---------------------|------|
| <b>A. PRIX D'ORIENTATION</b> |      |      |      |      |                     |                     |                     |                     |      |
| <b>1. Type : R I</b>         |      |      |      |      |                     |                     |                     |                     |      |
| JAN                          |      |      |      | 1,35 | 1,35                | 1,45                | 1,46                | 1,70                | 1,84 |
| FEB                          |      |      |      | 1,35 | 1,35                | 1,45                | 1,46                | 1,70                | 1,84 |
| MAR                          |      |      |      | 1,35 | 1,35                | 1,45                | 1,46                | 1,70                | 1,84 |
| APR                          |      |      |      | 1,35 | 1,35                | 1,45                | 1,46                | 1,70                | 1,84 |
| MAI                          |      |      |      | 1,35 | 1,35                | 1,45                | 1,46                | 1,70                | 1,84 |
| JUN                          |      |      | 1,35 | 1,35 | 1,35                | 1,45                | 1,46                | 1,70                | 1,84 |
| JUL                          |      |      | 1,35 | 1,35 | 1,35                | 1,45                | 1,46                | 1,70                | 1,84 |
| AUG                          |      |      | 1,35 | 1,35 | 1,35                | 1,45                | 1,46                | 1,70                | 1,84 |
| SEP                          |      |      | 1,35 | 1,35 | 1,35                | 1,45                | 1,46                | 1,70                | 1,84 |
| OCT                          |      |      | 1,35 | 1,35 | 1,35                | 1,45                | 1,46                | 1,70                | 1,84 |
| NOV                          |      |      | 1,35 | 1,35 | 1,35                | 1,45                | 1,46                | 1,70                | 1,84 |
| DEC                          |      |      | 1,35 | 1,35 | 1,35                | 1,45                | 1,46                | 1,70                | 1,84 |
|                              |      |      |      |      | <u>16.12 : 1,45</u> | <u>16.12 : 1,46</u> | <u>16.12 : 1,70</u> | <u>16.12 : 1,84</u> |      |
| <b>2. Type : R II</b>        |      |      |      |      |                     |                     |                     |                     |      |
| JAN                          |      |      |      | 1,24 | 1,24                | 1,34                | 1,38                | 1,66                | 1,84 |
| FEB                          |      |      |      | 1,24 | 1,24                | 1,34                | 1,38                | 1,66                | 1,84 |
| MAR                          |      |      |      | 1,24 | 1,24                | 1,34                | 1,38                | 1,66                | 1,84 |
| APR                          |      |      |      | 1,24 | 1,24                | 1,34                | 1,38                | 1,66                | 1,84 |
| MAI                          |      |      |      | 1,24 | 1,24                | 1,34                | 1,38                | 1,66                | 1,84 |
| JUN                          |      |      | 1,24 | 1,24 | 1,24                | 1,34                | 1,38                | 1,66                | 1,84 |
| JUL                          |      |      | 1,24 | 1,24 | 1,24                | 1,34                | 1,38                | 1,66                | 1,84 |
| AUG                          |      |      | 1,24 | 1,24 | 1,24                | 1,34                | 1,38                | 1,66                | 1,84 |
| SEP                          |      |      | 1,24 | 1,24 | 1,24                | 1,34                | 1,38                | 1,66                | 1,84 |
| OCT                          |      |      | 1,24 | 1,24 | 1,24                | 1,34                | 1,38                | 1,66                | 1,84 |
| NOV                          |      |      | 1,24 | 1,24 | 1,24                | 1,34                | 1,38                | 1,66                | 1,84 |
| DEC                          |      |      | 1,24 | 1,24 | 1,24                | 1,34                | 1,38                | 1,66                | 1,84 |
|                              |      |      |      |      | <u>16.12 : 1,34</u> | <u>16.12 : 1,38</u> | <u>16.12 : 1,66</u> | <u>16.12 : 1,84</u> |      |
| <b>3. Type : A I</b>         |      |      |      |      |                     |                     |                     |                     |      |
| JAN                          |      |      |      | 1,29 | 1,29                | 1,36                | 1,37                | 1,60                | 1,73 |
| FEB                          |      |      |      | 1,29 | 1,29                | 1,36                | 1,37                | 1,60                | 1,73 |
| MAR                          |      |      |      | 1,29 | 1,29                | 1,36                | 1,37                | 1,60                | 1,73 |
| APR                          |      |      |      | 1,29 | 1,29                | 1,36                | 1,37                | 1,60                | 1,73 |
| MAI                          |      |      |      | 1,29 | 1,29                | 1,36                | 1,37                | 1,60                | 1,73 |
| JUN                          |      |      | 1,29 | 1,29 | 1,29                | 1,36                | 1,37                | 1,60                | 1,73 |
| JUL                          |      |      | 1,29 | 1,29 | 1,29                | 1,36                | 1,37                | 1,60                | 1,73 |
| AUG                          |      |      | 1,29 | 1,29 | 1,29                | 1,36                | 1,37                | 1,60                | 1,73 |
| SEP                          |      |      | 1,29 | 1,29 | 1,29                | 1,36                | 1,37                | 1,60                | 1,73 |
| OCT                          |      |      | 1,29 | 1,29 | 1,29                | 1,36                | 1,37                | 1,60                | 1,73 |
| NOV                          |      |      | 1,29 | 1,29 | 1,29                | 1,36                | 1,37                | 1,60                | 1,73 |
| DEC                          |      |      | 1,29 | 1,29 | 1,29                | 1,36                | 1,37                | 1,60                | 1,73 |
|                              |      |      |      |      | <u>16.12 : 1,36</u> | <u>16.12 : 1,37</u> | <u>16.12 : 1,60</u> | <u>16.12 : 1,73</u> |      |

DO VI/c 4

PRODUIT : V I N

UC/HL

| PERIODE                      | 1968 | 1969 | 1970  | 1971  | 1972                 | 1973                 | 1974                 | 1975                 | 1976  |
|------------------------------|------|------|-------|-------|----------------------|----------------------|----------------------|----------------------|-------|
| <b>A. PRIX D'ORIENTATION</b> |      |      |       |       |                      |                      |                      |                      |       |
| <b>4. Type : R III</b>       |      |      |       |       |                      |                      |                      |                      |       |
| JAN                          |      |      |       | 21,40 | 21,40                | 22,60                | 22,80                | 26,58                | 28,71 |
| FEB                          |      |      |       | 21,40 | 21,40                | 22,60                | 22,80                | 26,58                | 28,71 |
| MAR                          |      |      |       | 21,40 | 21,40                | 22,60                | 22,80                | 26,58                | 28,71 |
| APR                          |      |      |       | 21,40 | 21,40                | 22,60                | 22,80                | 26,58                | 28,71 |
| MAI                          |      |      |       | 21,40 | 21,40                | 22,60                | 22,80                | 26,58                | 28,71 |
| JUN                          |      |      | 21,40 | 21,40 | 21,40                | 22,60                | 22,80                | 26,58                | 28,71 |
| JUL                          |      |      | 21,40 | 21,40 | 21,40                | 22,60                | 22,80                | 26,58                | 28,71 |
| AUG                          |      |      | 21,40 | 21,40 | 21,40                | 22,60                | 22,80                | 26,58                | 28,71 |
| SEP                          |      |      | 21,40 | 21,40 | 21,40                | 22,60                | 22,80                | 26,58                | 28,71 |
| OCT                          |      |      | 21,40 | 21,40 | 21,40                | 22,60                | 22,80                | 26,58                | 28,71 |
| NOV                          |      |      | 21,40 | 21,40 | 21,40                | 22,60                | 22,80                | 26,58                | 28,71 |
| DEC                          |      |      | 21,40 | 21,40 | 21,40                | 22,60                | 22,80                | 26,58                | 28,71 |
|                              |      |      |       |       | <u>16.12 : 22,60</u> | <u>16.12 : 22,80</u> | <u>16.12 : 26,58</u> | <u>16.12 : 28,71</u> |       |
| <b>5. Type : A II</b>        |      |      |       |       |                      |                      |                      |                      |       |
| JAN                          |      |      |       | 27,90 | 27,90                | 30,10                | 30,40                | 35,43                | 38,26 |
| FEB                          |      |      |       | 27,90 | 27,90                | 30,10                | 30,40                | 35,43                | 38,26 |
| MAR                          |      |      |       | 27,90 | 27,90                | 30,10                | 30,40                | 35,43                | 38,26 |
| APR                          |      |      |       | 27,90 | 27,90                | 30,10                | 30,40                | 35,43                | 38,26 |
| MAI                          |      |      |       | 27,90 | 27,90                | 30,10                | 30,40                | 35,43                | 38,26 |
| JUN                          |      |      | 27,90 | 27,90 | 27,90                | 30,10                | 30,40                | 35,43                | 38,26 |
| JUL                          |      |      | 27,90 | 27,90 | 27,90                | 30,10                | 30,40                | 35,43                | 38,26 |
| AUG                          |      |      | 27,90 | 27,90 | 27,90                | 30,10                | 30,40                | 35,43                | 38,26 |
| SEP                          |      |      | 27,90 | 27,90 | 27,90                | 30,10                | 30,40                | 35,43                | 38,26 |
| OCT                          |      |      | 27,90 | 27,90 | 27,90                | 30,10                | 30,40                | 35,43                | 38,26 |
| NOV                          |      |      | 27,90 | 27,90 | 27,90                | 30,10                | 30,40                | 35,43                | 38,26 |
| DEC                          |      |      | 27,90 | 27,90 | 27,90                | 30,10                | 30,40                | 35,43                | 38,26 |
|                              |      |      |       |       | <u>16.12 : 30,10</u> | <u>16.12 : 30,40</u> | <u>16.12 : 35,43</u> | <u>16.12 : 38,26</u> |       |
| <b>6. Type : A III</b>       |      |      |       |       |                      |                      |                      |                      |       |
| JAN                          |      |      |       | 31,90 | 31,90                | 34,40                | 34,70                | 40,45                | 43,69 |
| FEB                          |      |      |       | 31,90 | 31,90                | 34,40                | 34,70                | 40,45                | 43,69 |
| MAR                          |      |      |       | 31,90 | 31,90                | 34,40                | 34,70                | 40,45                | 43,69 |
| APR                          |      |      |       | 31,90 | 31,90                | 34,40                | 34,70                | 40,45                | 43,69 |
| MAI                          |      |      |       | 31,90 | 31,90                | 34,40                | 34,70                | 40,45                | 43,69 |
| JUN                          |      |      | 31,90 | 31,90 | 31,90                | 34,40                | 34,70                | 40,45                | 43,69 |
| JUL                          |      |      | 31,90 | 31,90 | 31,90                | 34,40                | 34,70                | 40,45                | 43,69 |
| AUG                          |      |      | 31,90 | 31,90 | 31,90                | 34,40                | 34,70                | 40,45                | 43,69 |
| SEP                          |      |      | 31,90 | 31,90 | 31,90                | 34,40                | 34,70                | 40,45                | 43,69 |
| OCT                          |      |      | 31,90 | 31,90 | 31,90                | 34,40                | 34,70                | 40,45                | 43,69 |
| NOV                          |      |      | 31,90 | 31,90 | 31,90                | 34,40                | 34,70                | 40,45                | 43,69 |
| DEC                          |      |      | 31,90 | 31,90 | 31,90                | 34,40                | 34,70                | 40,45                | 43,69 |
|                              |      |      |       |       | <u>16.12 : 34,40</u> | <u>16.12 : 34,70</u> | <u>16.12 : 40,45</u> | <u>16.12 : 43,69</u> |       |

DO VI/6 4

## PRODUIT : V I N

UC/ HL

| PERIODE                                | 1968 | 1969 | 1970  | 1971  | 1972  | 1973  | 1974  | 1975  | 1976  |
|--|------|------|-------|-------|-------|-------|-------|-------|-------|
| <b>B. PRIX A LA PRODUCTION</b>         |      |      |       |       |       |       |       |       |       |
| <b>Pays : DEUTSCHLAND</b>              |      |      |       |       |       |       |       |       |       |
| <b>1) Type A II - Blanc Sylvaner</b>   |      |      |       |       |       |       |       |       |       |
| JAN                                    |      |      | -     | 18,10 | 31,11 | -     | 21,62 | 22,36 | 23,38 |
| FEB                                    |      |      | -     | 17,93 | 33,06 | -     | 18,88 | 23,11 | 23,94 |
| MAR                                    |      |      | -     | 16,86 | 34,33 | -     | 18,37 | 21,34 | 23,86 |
| APR                                    |      |      | -     | 17,08 | 35,18 | -     | 21,19 | 18,72 |       |
| MAI                                    |      |      | -     | 17,92 | -     | -     | 19,88 | 20,06 |       |
| JUN                                    |      |      | 28,91 | 18,37 | -     | -     | 18,17 | 19,69 |       |
| JUL                                    |      |      | 27,93 | 18,92 | -     | -     | 13,14 | 20,41 |       |
| AUG                                    |      |      | 26,81 | 20,07 | -     | -     | 15,23 | 20,18 |       |
| SEP                                    |      | -    | 24,73 | 22,97 | -     | -     | 17,02 | 21,63 |       |
| OCT                                    |      | -    | 19,81 | 26,27 | -     | 23,04 | 19,27 | 18,69 |       |
| NOV                                    |      | -    | 17,48 | 28,96 | -     | 20,70 | 19,25 | 18,24 |       |
| DEC                                    |      | -    | 17,63 | 31,06 | -     | 20,25 | 21,16 | 22,82 |       |
| <b>2) Type A III - Blanc Riesling</b>  |      |      |       |       |       |       |       |       |       |
| JAN                                    |      |      | -     | 26,30 | 38,25 | -     | 32,82 | 32,94 | 33,53 |
| FEB                                    |      |      | -     | 27,32 | 43,03 | -     | 34,45 | 33,32 | 35,77 |
| MAR                                    |      |      | -     | 29,37 | 45,08 | -     | 33,86 | 33,44 | -     |
| APR                                    |      |      | -     | 29,03 | 45,08 | -     | 33,06 | 32,16 |       |
| MAI                                    |      |      | -     | 30,33 | -     | -     | 33,77 | 30,78 |       |
| JUN                                    |      |      | 42,12 | 30,47 | -     | -     | 33,06 | 28,75 |       |
| JUL                                    |      |      | 43,89 | 31,05 | -     | -     | 33,91 | 27,81 |       |
| AUG                                    |      |      | 41,83 | 32,45 | -     | -     | 30,90 | 28,37 |       |
| SEP                                    |      | -    | 41,66 | 32,79 | -     | -     | 30,41 | 28,97 |       |
| OCT                                    |      | -    | 38,93 | 33,36 | -     | 40,98 | 30,78 | 34,61 |       |
| NOV                                    |      | -    | 29,65 | 36,20 | -     | -     | 35,18 | 31,36 |       |
| DEC                                    |      | -    | 24,59 | 37,57 | -     | 33,84 | 37,46 | 33,58 |       |
| <b>3) Type R III - Rouge Portugais</b> |      |      |       |       |       |       |       |       |       |
| JAN                                    |      |      | -     | 16,23 | 25,28 | -     | 19,25 | 17,06 | 15,91 |
| FEB                                    |      |      | -     | 16,06 | -     | -     | 19,28 | 19,19 | 23,62 |
| MAR                                    |      |      | -     | 15,80 | -     | -     | 17,40 | 16,47 | 22,48 |
| APR                                    |      |      | -     | 15,44 | -     | -     | -     | 19,79 |       |
| MAI                                    |      |      | -     | 16,59 | -     | -     | 18,78 | 19,13 |       |
| JUN                                    |      |      | 24,59 | 17,22 | -     | -     | 19,15 | 20,38 |       |
| JUL                                    |      |      | 24,58 | 17,64 | -     | -     | 15,46 | 19,13 |       |
| AUG                                    |      |      | 24,58 | 17,76 | -     | -     | 15,19 | 17,79 |       |
| SEP                                    |      | -    | -     | 19,12 | -     | -     | 16,08 | 19,78 |       |
| OCT                                    |      | -    | 10,93 | 19,81 | -     | 19,12 | 17,17 | 15,51 |       |
| NOV                                    |      | -    | 12,46 | 23,57 | -     | 19,46 | 15,45 | 16,03 |       |
| DEC                                    |      | -    | 14,48 | 24,08 | -     | 19,44 | 15,70 | 18,62 |       |

DG VI/O 4

## PRODUIT : V I N


UC/° HL

| PERIODE                                   | 1968 | 1969 | 1970 | 1971 | 1972 | 1973 | 1974 | 1975 | 1976 |
|---|------|------|------|------|------|------|------|------|------|
| <u>C. PRIX DE MARCHÉ</u>                  |      |      |      |      |      |      |      |      |      |
| <u>Pays : FRANCE</u>                      |      |      |      |      |      |      |      |      |      |
| <u>Type RI - Rouge 10° &amp; 12°</u>      |      |      |      |      |      |      |      |      |      |
| JAN                                       |      |      | -    | 1,25 | 1,26 | 1,58 | 1,64 | 1,62 | 1,79 |
| FEB                                       |      |      | -    | 1,25 | 1,26 | 1,67 | 1,60 | 1,65 | 1,86 |
| MAR                                       |      |      | -    | 1,26 | 1,23 | 1,68 | 1,58 | 1,64 | 1,80 |
| APR                                       |      |      | -    | 1,24 | 1,23 | 1,28 | 1,59 | 1,65 |      |
| MAI                                       |      |      | -    | 1,21 | 1,34 | 2,09 | 1,60 | 1,63 |      |
| JUN                                       |      |      | 1,39 | 1,21 | 1,31 | 2,27 | 1,57 | 1,60 |      |
| JUL                                       |      |      | 1,39 | 1,22 | 1,35 | 2,02 | 1,54 | 1,57 |      |
| AUG                                       |      |      | 1,33 | 1,24 | 1,43 | 1,96 | 1,56 | 1,62 |      |
| SEP                                       |      | -    | 1,34 | 1,28 | 1,27 | 1,93 | 1,66 | 1,65 |      |
| OCT                                       |      | -    | 1,28 | 1,28 | 1,42 | 1,63 | 1,65 | 1,82 |      |
| NOV                                       |      | -    | 1,27 | 1,25 | 1,49 | 1,59 | 1,60 | 1,83 |      |
| DEC                                       |      | -    | 1,25 | 1,26 | 1,50 | 1,56 | 1,60 | 1,84 |      |
| <u>Pays : ITALIA</u>                      |      |      |      |      |      |      |      |      |      |
| <u>1) Type RI - Rouge 10° &amp; 12°</u>   |      |      |      |      |      |      |      |      |      |
| JAN                                       |      |      | -    | 1,24 | 1,22 | 1,91 | 1,95 | 1,43 | 1,53 |
| FEB                                       |      |      | -    | 1,20 | 1,23 | 2,04 | 1,98 | 1,45 | 1,53 |
| MAR                                       |      |      | -    | 1,19 | 1,24 | 2,26 | 1,90 | 1,44 | 1,56 |
| APR                                       |      |      | -    | 1,18 | 1,26 | 2,16 | 1,99 | 1,44 |      |
| MAI                                       |      |      | -    | 1,18 | 1,27 | 2,21 | 1,91 | 1,42 |      |
| JUN                                       |      |      | 1,31 | 1,18 | 1,26 | 2,22 | 1,89 | 1,47 |      |
| JUL                                       |      |      | 1,30 | 1,17 | 1,29 | 2,23 | 1,76 | 1,45 |      |
| AUG                                       |      |      | 1,29 | 1,17 | 1,28 | 2,23 | 1,61 | 1,47 |      |
| SEP                                       |      | -    | 1,26 | 1,17 | 1,31 | 2,06 | 1,58 | 1,49 |      |
| OCT                                       |      | -    | 1,26 | 1,19 | 1,39 | 2,03 | 1,64 | 1,51 |      |
| NOV                                       |      | -    | 1,24 | 1,21 | 1,71 | 2,00 | 1,67 | 1,54 |      |
| DEC                                       |      | -    | 1,21 | 1,22 | 1,84 | 2,00 | 1,58 | 1,56 |      |
| <u>2) Type R II - Rouge 13° &amp; 14°</u> |      |      |      |      |      |      |      |      |      |
| JAN                                       |      |      | -    | 1,25 | 1,24 | 2,15 | 2,05 | 1,51 | 1,60 |
| FEB                                       |      |      | -    | 1,27 | 1,24 | 2,22 | 2,07 | 1,59 | 1,53 |
| MAR                                       |      |      | -    | 1,22 | 1,22 | 2,35 | -    | 1,52 | 1,59 |
| APR                                       |      |      | -    | 1,25 | 1,23 | 2,34 | 2,01 | 1,51 |      |
| MAI                                       |      |      | -    | 1,24 | 1,21 | 2,39 | 2,04 | 1,45 |      |
| JUN                                       |      |      | 1,31 | 1,23 | 1,19 | 2,38 | -    | 1,49 |      |
| JUL                                       |      |      | 1,31 | 1,23 | 1,18 | 2,24 | 1,84 | 1,49 |      |
| AUG                                       |      |      | 1,32 | 1,22 | 1,24 | -    | 1,68 | 1,39 |      |
| SEP                                       |      | -    | 1,28 | 1,21 | 1,27 | 2,04 | 1,69 | 1,53 |      |
| OCT                                       |      | -    | 1,22 | 1,21 | 1,55 | 2,29 | 1,66 | 1,59 |      |
| NOV                                       |      | -    | 1,25 | 1,22 | 1,90 | 2,20 | 1,64 | 1,64 |      |
| DEC                                       |      | -    | 1,25 | 1,20 | 1,95 | 2,13 | 1,61 | 1,63 |      |

**II. PRODUITS ANIMAUX**

**1. Viande porcine**





DG VI/G 4

## PRODUIT : PORCS ABATTUS

UC/100 kg

| PERIODE                                     | 1968    | 1969    | 1970    | 1971    | 1972               | 1973    | 1974               | 1975    | 1976  |
|---|---------|---------|---------|---------|--------------------|---------|--------------------|---------|-------|
| <u>A. PRIX D'ECLUSE</u>                     |         |         |         |         |                    |         |                    |         |       |
| JAN   | 58,1144 | 53,5048 | 51,6200 | 53,8723 | 58,6200            | 55,4663 | 73,8430            | 94,50   | 79,89 |
| FEB   | 56,6162 | 51,1822 | 51,6200 | 58,7100 | 52,5116            | 57,7199 | 81,3534            | 94,50   | 85,67 |
| MAR   | 56,6162 | 51,1822 | 51,6200 | 58,7100 | 52,5116            | 57,7199 | 81,3534            | 94,50   | 85,67 |
| APR   | 56,6162 | 51,1822 | 51,6200 | 58,7100 | 52,5116            | 57,7199 | 81,3534            | 94,50   | 85,67 |
| MAI   | 54,8850 | 51,1822 | 51,6200 | 62,4586 | 52,5116<br>49,0107 | 65,9768 | 88,68              | 102,20  |       |
| JUN   | 54,8850 | 51,1822 | 51,6200 | 62,4586 | 52,5116<br>49,0107 | 65,9768 | 88,68              | 102,20  |       |
| JUL   | 54,8850 | 51,1822 | 51,6200 | 62,4586 | 49,3219            | 65,9768 | 88,68              | 102,20  |       |
| AUG   | 53,5048 | 51,6200 | 51,7424 | 62,3369 | 51,9111            | 70,7726 | 94,50              | 92,78   |       |
| SEP   | 53,5048 | 51,6200 | 51,7424 | 62,3369 | 51,9111            | 70,7726 | 94,50              | 92,78   |       |
| OCT   | 53,5048 | 51,6200 | 51,7424 | 62,3369 | 51,9111            | 70,7726 | 94,50              | 92,78   |       |
| NOV   | 53,5048 | 51,6200 | 53,8723 | 58,6200 | 55,4663            | 73,8430 | 94,50              | 79,89   |       |
| DEC   | 53,5048 | 51,6200 | 53,8723 | 58,6200 | 55,4663            | 73,8430 | 94,50              | 79,89   |       |
| <u>B. PRELEVEMENTS A L'IMPORTATION P.T.</u> |         |         |         |         |                    |         |                    |         |       |
| JAN   | 16,6376 | 20,7310 | 14,5040 | 21,4276 | 19,8801            | 15,6972 | 15,6972            | 6,91    | 24,87 |
| FEB   | 17,5527 | 22,7281 | 11,1441 | 18,9139 | 25,0976            | 25,0976 | 10,2406            | 6,91    | 20,94 |
| MAR   | 17,5527 | 22,7281 | 18,3338 | 18,9139 | 25,0976            | 25,0976 | 10,2406            | 6,91    | 20,94 |
| APR   | 17,5527 | 22,7281 | 11,1441 | 18,9139 | 25,0976            | 25,0976 | 10,2406            | 6,91    | 20,94 |
| MAI   | 18,4499 | 22,7281 | 18,6933 | 16,4170 | 19,6523            | 19,6523 | 4,63               | 5,11    |       |
| JUN   | 18,4499 | 22,7281 | 22,2882 | 16,4170 | 19,6523            | 19,6523 | 4,63               | 5,11    |       |
| JUL   | 18,4499 | 22,7281 | 22,2882 | 16,4170 | 19,6523            | 19,6523 | 4,63               | 5,11    |       |
| AUG   | 20,7310 | 22,2882 | 22,0689 | 17,9364 | 17,0358            | 17,0358 | 5,11               | 15,85   |       |
| SEP   | 20,7310 | 22,2882 | 22,0689 | 17,9364 | 17,0358            | 17,0358 | 5,11               | 15,85   |       |
| OCT   | 20,7310 | 12,9415 | 22,0689 | 17,9364 | 17,0358            | 17,0358 | 5,11<br>7,101 6,91 | 15,85   |       |
| NOV   | 20,7310 | 11,1441 | 21,4276 | 19,8801 | 15,6972            | 15,6972 | 6,91               | 24,87   |       |
| DEC   | 20,7310 | 14,1997 | 21,4276 | 19,8801 | 15,6972            | 15,6972 | 6,91               | 24,87   |       |
| <u>C. PRIX DE MARCHÉ</u>                    |         |         |         |         |                    |         |                    |         |       |
| <u>2. COMMUNAUTAIRE</u>                     |         |         |         |         |                    |         |                    |         |       |
| JAN   | 78,852  | 92,362  | 96,625  | 83,129  | 86,799             | 96,092  | 111,876            | 97,222  |       |
| FEB   | 75,370  | 90,068  | 96,546  | 80,742  | 87,968             | 100,331 | 107,370            | 98,245  |       |
| MAR   | 74,956  | 89,766  | 97,264  | 79,720  | 86,222             | 103,903 | 103,992            | 99,840  |       |
| APR   | 70,700  | 87,662  | 91,656  | 78,382  | 84,209             | 106,616 | 93,520             | 99,925  |       |
| MAI   | 71,818  | 87,792  | 89,619  | 78,446  | 85,154             | 109,414 | 91,031             | 102,119 |       |
| JUN   | 74,264  | 91,074  | 87,327  | 80,316  | 85,895             | 108,569 | 87,753             | 108,045 |       |
| JUL   | 77,118  | 91,136  | 85,863  | 82,758  | 84,534             | 105,616 | 82,059             | 107,786 |       |
| AUG   | 82,934  | 91,174  | 86,265  | 85,165  | 86,392             | 109,203 | 84,829             | 108,951 |       |
| SEP   | 85,542  | 95,766  | 86,282  | 87,463  | 91,639             | 112,060 | 92,824             | 113,963 |       |
| OCT   | 84,434  | 95,568  | 84,722  | 87,037  | 93,548             | 113,807 | 94,900             | 116,453 |       |
| NOV   | 88,740  | 95,356  | 82,837  | 86,268  | 93,271             | 113,304 | 96,263             | 120,288 |       |
| DEC   | 92,100  | 99,392  | 83,125  | 86,857  | 97,994             | 115,552 | 97,888             | 121,759 |       |

DO VI/0 4

PRODUIT : PORCS ABATTUS

UC/100 kg

| PERIODE                       | 1968  | 1969  | 1970   | 1971   | 1972   | 1973    | 1974    | 1975    | 1976 |
|-------------------------------|-------|-------|--------|--------|--------|---------|---------|---------|------|
| <u>C. PRIX DE MARCHÉ</u>      |       |       |        |        |        |         |         |         |      |
| <u>PAYS : BELGIQUE/BELGIE</u> |       |       |        |        |        |         |         |         |      |
| <u>Marché : 6 MARCHES</u>     |       |       |        |        |        |         |         |         |      |
| JAN                           | 76,66 | 98,87 | 92,246 | 78,840 | 81,274 | 98,062  | 115,430 | 95,882  |      |
| FEB                           | 72,56 | 93,90 | 94,536 | 74,280 | 85,576 | 101,160 | 110,438 | 94,716  |      |
| MAR                           | 72,86 | 94,61 | 93,720 | 73,728 | 83,794 | 103,756 | 104,658 | 96,872  |      |
| APR                           | 70,74 | 92,11 | 86,730 | 71,664 | 82,862 | 106,294 | 86,890  | 97,830  |      |
| MAI                           | 73,24 | 93,76 | 84,772 | 74,344 | 85,342 | 109,182 | 87,020  | 101,034 |      |
| JUN                           | 75,90 | 96,34 | 84,124 | 78,350 | 86,330 | 109,270 | 82,574  | 111,636 |      |
| JUL                           | 78,42 | 92,33 | 81,156 | 78,352 | 81,348 | 108,508 | 70,744  | 110,110 |      |
| AUG                           | 83,84 | 90,07 | 77,883 | 79,896 | 81,940 | 112,924 | 74,808  | 107,208 |      |
| SEP                           | 87,66 | 93,86 | 78,326 | 83,678 | 86,822 | 113,352 | 86,888  | 112,941 |      |
| OCT                           | 85,70 | 92,49 | 76,170 | 80,384 | 87,574 | 111,846 | 86,764  | 114,718 |      |
| NOV                           | 89,96 | 90,81 | 76,816 | 80,744 | 87,478 | 113,136 | 89,372  | 119,591 |      |
| DEC                           | 94,74 | 96,73 | 78,476 | 80,268 | 93,526 | 116,492 | 93,492  | 123,622 |      |
| <u>PAYS : DEUTSCHLAND</u>     |       |       |        |        |        |         |         |         |      |
| <u>Marché : 13 MARCHES</u>    |       |       |        |        |        |         |         |         |      |
| JAN                           | 80,25 | 90,94 | 99,527 | 80,347 | 89,038 | 95,934  | 106,104 | 89,101  |      |
| FEB                           | 76,75 | 88,56 | 99,536 | 80,475 | 85,309 | 97,929  | 101,913 | 92,634  |      |
| MAR                           | 78,50 | 87,85 | 98,034 | 81,549 | 84,082 | 99,120  | 97,770  | 93,672  |      |
| APR                           | 71,00 | 81,64 | 91,716 | 78,320 | 80,380 | 100,183 | 85,306  | 92,913  |      |
| MAI                           | 73,50 | 82,81 | 90,751 | 78,544 | 83,025 | 100,530 | 83,003  | 93,877  |      |
| JUN                           | 73,75 | 88,14 | 87,202 | 81,240 | 83,137 | 102,336 | 79,964  | 101,262 |      |
| JUL                           | 78,25 | 88,79 | 89,443 | 84,172 | 82,333 | 100,811 | 76,536  | 101,082 |      |
| AUG                           | 86,50 | 92,50 | 91,260 | 88,585 | 86,943 | 107,716 | 79,503  | 109,438 |      |
| SEP                           | 86,75 | 93,32 | 91,311 | 91,301 | 91,729 | 111,803 | 88,126  | 114,217 |      |
| OCT                           | 87,00 | 96,73 | 86,533 | 88,866 | 92,716 | 111,582 | 89,246  | 115,030 |      |
| NOV                           | 89,00 | 97,33 | 81,587 | 89,943 | 91,317 | 111,418 | 90,751  | 117,953 |      |
| DEC                           | 90,25 | 99,40 | 82,481 | 89,579 | 93,068 | 114,811 | 92,732  | 118,930 |      |
| <u>PAYS : FRANCE</u>          |       |       |        |        |        |         |         |         |      |
| <u>Marché : 8 MARCHES</u>     |       |       |        |        |        |         |         |         |      |
| JAN                           | 77,37 | 91,45 | 95,893 | 80,046 | 84,707 | 99,280  | 120,889 | 101,572 |      |
| FEB                           | 72,11 | 87,85 | 91,988 | 76,872 | 87,210 | 101,142 | 116,892 | 101,716 |      |
| MAR                           | 70,89 | 86,90 | 90,224 | 74,065 | 86,290 | 103,684 | 112,477 | 103,498 |      |
| APR                           | 69,07 | 86,33 | 86,941 | 74,545 | 84,189 | 106,186 | 102,892 | 103,722 |      |
| MAI                           | 71,50 | 88,04 | 84,316 | 75,505 | 84,849 | 111,668 | 100,844 | 107,196 |      |
| JUN                           | 76,77 | 90,54 | 84,010 | 78,690 | 87,118 | 112,520 | 98,174  | 116,876 |      |
| JUL                           | 81,83 | 91,96 | 83,587 | 82,617 | 87,617 | 112,862 | 89,813  | 118,750 |      |
| AUG                           | 83,86 | 92,09 | 82,190 | 83,953 | 87,244 | 116,985 | 89,873  | 112,635 |      |
| SEP                           | 87,70 | 96,80 | 81,412 | 86,603 | 90,000 | 118,780 | 96,349  | 115,770 |      |
| OCT                           | 84,46 | 94,10 | 79,362 | 85,163 | 90,672 | 118,982 | 96,930  | 117,316 |      |
| NOV                           | 89,93 | 92,00 | 78,114 | 83,800 | 90,960 | 119,927 | 97,452  | 120,886 |      |
| DEC                           | 91,15 | 96,03 | 78,694 | 84,190 | 95,032 | 121,227 | 98,657  | 123,666 |      |

DG VI/0 4

PRODUIT : PORCS ABATTUS

UC/100 kg

| PERIODE                     | 1968  | 1969   | 1970    | 1971   | 1972    | 1973    | 1974    | 1975    | 1976 |
|-----------------------------|-------|--------|---------|--------|---------|---------|---------|---------|------|
| <u>C. PRIX DE MARCHÉ</u>    |       |        |         |        |         |         |         |         |      |
| <u>Pays : ITALIA</u>        |       |        |         |        |         |         |         |         |      |
| <u>Marché : Ø 7 MARCHES</u> |       |        |         |        |         |         |         |         |      |
| JAN                         | 83,74 | 95,14  | 112,123 | 97,829 | 96,232  | 121,566 | 132,121 | 102,753 |      |
| FEB                         | 79,74 | 94,52  | 109,931 | 94,554 | 95,501  | 124,034 | 130,525 | 101,757 |      |
| MAR                         | 78,22 | 93,20  | 113,746 | 92,464 | 74,446  | 126,843 | 123,129 | 101,340 |      |
| APR                         | 71,97 | 94,31  | 108,448 | 90,496 | 92,354  | 128,099 | 108,595 | 100,892 |      |
| MAI                         | 69,58 | 90,03  | 103,013 | 87,848 | 93,186  | 128,368 | 113,368 | 99,887  |      |
| JUN                         | 71,42 | 93,06  | 98,322  | 85,414 | 91,522  | 121,237 | 103,803 | 101,693 |      |
| JUL                         | 71,95 | 96,16  | 94,474  | 86,968 | 88,738  | 124,453 | 82,792  | 100,939 |      |
| AUG                         | 82,02 | 98,03  | 98,038  | 91,702 | 91,715  | 124,816 | 88,434  | 100,820 |      |
| SEP                         | 84,38 | 104,33 | 99,213  | 94,723 | 104,598 | 124,582 | 92,571  | 110,561 |      |
| OCT                         | 84,35 | 108,62 | 99,261  | 96,571 | 110,338 | 127,891 | 95,854  | 118,248 |      |
| NOV                         | 91,38 | 111,41 | 95,606  | 93,347 | 110,707 | 122,564 | 96,513  | 132,157 |      |
| DEC                         | 98,45 | 116,03 | 96,037  | 94,888 | 115,677 | 129,912 | 99,198  | 136,355 |      |
| <u>Pays : LUXEMBOURG</u>    |       |        |         |        |         |         |         |         |      |
| <u>Marché : Ø 2 MARCHES</u> |       |        |         |        |         |         |         |         |      |
| JAN                         | 81,34 | 92,00  | 100,160 | 86,904 | 94,020  | 101,946 | 128,814 | 107,828 |      |
| FEB                         | 80,00 | 90,23  | 98,020  | 85,094 | 92,862  | 101,788 | 121,564 | 105,568 |      |
| MAR                         | 79,72 | 89,00  | 97,460  | 83,432 | 91,646  | 103,426 | 119,548 | 106,264 |      |
| APR                         | 78,52 | 89,32  | 95,316  | 82,732 | 91,046  | 104,818 | 110,546 | 108,150 |      |
| MAI                         | 77,40 | 90,10  | 92,400  | 82,778 | 89,980  | 108,287 | 103,920 | 111,016 |      |
| JUN                         | 77,04 | 92,46  | 90,460  | 84,956 | 90,834  | 110,280 | 103,486 | 121,980 |      |
| JUL                         | 77,42 | 93,50  | 90,480  | 88,330 | 92,888  | 112,000 | 96,368  | 123,258 |      |
| AUG                         | 84,10 | 92,02  | 91,540  | 91,080 | 93,932  | 116,588 | 95,123  | 121,930 |      |
| SEP                         | 88,48 | 93,28  | 90,760  | 93,086 | 94,932  | 117,896 | 95,844  | 125,070 |      |
| OCT                         | 90,00 | 93,86  | 91,260  | 94,798 | 97,324  | 118,930 | 99,274  | 128,716 |      |
| NOV                         | 90,82 | 94,08  | 89,878  | 94,130 | 96,644  | 120,538 | 98,686  | 131,148 |      |
| DEC                         | 92,00 | 96,78  | 88,210  | 94,320 | 99,478  | 123,148 | 103,934 | 134,895 |      |
| <u>Pays : NEDERLAND</u>     |       |        |         |        |         |         |         |         |      |
| <u>Marché : Ø 4 MARCHES</u> |       |        |         |        |         |         |         |         |      |
| JAN                         | 76,24 | 85,41  | 89,345  | 74,809 | 75,525  | 91,494  | 108,595 | 83,838  |      |
| FEB                         | 75,69 | 85,51  | 86,740  | 73,174 | 81,348  | 96,475  | 105,726 | 86,240  |      |
| MAR                         | 74,31 | 86,27  | 89,646  | 73,083 | 77,066  | 99,909  | 97,868  | 88,340  |      |
| APR                         | 70,72 | 83,92  | 84,439  | 72,533 | 74,425  | 101,511 | 83,769  | 87,971  |      |
| MAI                         | 71,27 | 84,32  | 82,484  | 71,657 | 74,544  | 103,528 | 78,434  | 87,855  |      |
| JUN                         | 73,48 | 87,29  | 79,845  | 73,246 | 76,428  | 104,749 | 77,197  | 97,920  |      |
| JUL                         | 75,14 | 86,44  | 76,157  | 76,108 | 74,505  | 100,492 | 70,506  | 98,094  |      |
| AUG                         | 78,45 | 83,18  | 76,671  | 75,771 | 76,575  | 106,226 | 70,361  | 100,516 |      |
| SEP                         | 81,22 | 88,22  | 76,671  | 77,389 | 81,751  | 109,223 | 78,620  | 107,025 |      |
| OCT                         | 80,66 | 85,90  | 75,743  | 76,442 | 82,666  | 108,383 | 81,283  | 108,803 |      |
| NOV                         | 83,43 | 85,23  | 75,022  | 75,641 | 82,522  | 107,419 | 83,037  | 111,342 |      |
| DEC                         | 85,91 | 88,77  | 74,851  | 77,898 | 87,177  | 110,308 | 85,502  | 114,203 |      |

DG VI/0 4

PRODUIT : PORCS ABATTUS

UC/100 kg

| PERIODE                      | 1968   | 1969   | 1970   | 1971   | 1972   | 1973    | 1974    | 1975    | 1976 |
|------------------------------|--------|--------|--------|--------|--------|---------|---------|---------|------|
| <b>C. PRIX DE MARCHÉ</b>     |        |        |        |        |        |         |         |         |      |
| <b>Pays : DANMARK</b>        |        |        |        |        |        |         |         |         |      |
| <b>Marché : KØBENHAVN</b>    |        |        |        |        |        |         |         |         |      |
| JAN                          | 55,890 | 56,030 | 67,930 | 61,110 | 72,944 | 91,180  | 105,756 | 101,738 |      |
| FEB                          | 52,590 | 54,460 | 68,210 | 57,140 | 72,326 | 91,922  | 96,606  | 101,738 |      |
| MAR                          | 52,590 | 53,460 | 66,640 | 56,350 | 72,326 | 100,768 | 101,474 | 101,564 |      |
| APR                          | 52,590 | 52,880 | 63,050 | 55,290 | 72,698 | 109,479 | 96,922  | 95,668  |      |
| MAI                          | 55,460 | 53,740 | 63,910 | 59,790 | 73,725 | 113,987 | 89,330  | 94,884  |      |
| JUN                          | 54,600 | 54,310 | 57,750 | 65,610 | 73,994 | 112,212 | 86,246  | 98,175  |      |
| JUL                          | 54,460 | 52,010 | 61,190 | 60,850 | 70,785 | 101,484 | 86,768  | 99,571  |      |
| AUG                          | 55,320 | 48,010 | 61,190 | 57,670 | 71,600 | 106,200 | 89,688  | 102,466 |      |
| SEP                          | 54,310 | 53,170 | 62,760 | 60,320 | 72,943 | 110,447 | 94,569  | 105,600 |      |
| OCT                          | 55,320 | 60,330 | 65,780 | 62,960 | 74,349 | 110,141 | 99,056  | 109,642 |      |
| NOV                          | 59,620 | 68,500 | 66,500 | 62,170 | 74,563 | 107,584 | 101,052 | 107,904 |      |
| DEC                          | 59,050 | 70,070 | 64,340 | 63,760 | 77,106 | 107,391 | 102,245 | 109,523 |      |
| <b>Pays : IRELAND</b>        |        |        |        |        |        |         |         |         |      |
| <b>Marché : Ø 5 MARCHES</b>  |        |        |        |        |        |         |         |         |      |
| JAN                          | 63,500 | 61,100 | 70,400 | 67,700 | 69,838 | 86,394  | 103,830 | 111,314 |      |
| FEB                          | 61,300 | 61,600 | 70,900 | 62,300 | 69,331 | 92,835  | 104,352 | 118,562 |      |
| MAR                          | 58,300 | 63,200 | 70,900 | 59,500 | 69,209 | 95,592  | 102,869 | 118,825 |      |
| APR                          | 59,500 | 63,600 | 70,900 | 59,500 | 69,926 | 100,031 | 96,906  | 122,231 |      |
| MAI                          | 58,000 | 63,600 | 70,700 | 61,900 | 72,770 | 112,212 | 92,766  | 123,070 |      |
| JUN                          | 60,900 | 66,900 | 71,300 | 64,000 | 74,330 | 111,366 | 93,147  | 120,841 |      |
| JUL                          | 61,300 | 68,100 | 69,600 | 64,000 | 70,104 | 96,065  | 95,848  | 120,790 |      |
| AUG                          | 61,100 | 68,000 | 68,800 | 60,500 | 70,277 | 103,411 | 104,031 | 112,673 |      |
| SEP                          | 60,300 | 65,900 | 71,300 | 64,700 | 71,826 | 101,595 | 110,723 | 115,996 |      |
| OCT                          | 60,300 | 66,900 | 71,500 | 66,700 | 71,809 | 105,893 | 107,882 | 121,785 |      |
| NOV                          | 60,500 | 69,500 | 69,900 | 66,100 | 73,837 | 108,507 | 107,403 | 121,458 |      |
| DEC                          | 60,400 | 71,500 | 70,700 | 67,500 | 77,359 | 107,992 | 108,340 | 119,945 |      |
| <b>Pays : UNITED KINGDOM</b> |        |        |        |        |        |         |         |         |      |
| <b>Marché : Ø 5 REGIONS</b>  |        |        |        |        |        |         |         |         |      |
| JAN                          | 55,890 | 56,030 | 67,930 | 61,110 | 68,177 | 91,315  | 102,437 | 109,339 |      |
| FEB                          | 52,590 | 54,460 | 68,210 | 57,140 | 66,720 | 94,405  | 97,147  | 108,139 |      |
| MAR                          | 52,590 | 53,460 | 66,640 | 56,350 | 67,778 | 100,689 | 96,286  | 113,603 |      |
| APR                          | 52,590 | 52,880 | 63,050 | 55,290 | 71,748 | 103,423 | 92,445  | 120,757 |      |
| MAI                          | 55,460 | 53,740 | 63,910 | 59,790 | 75,187 | 102,145 | 88,639  | 130,914 |      |
| JUN                          | 54,600 | 54,310 | 57,750 | 65,610 | 75,459 | 104,101 | 88,124  | 130,510 |      |
| JUL                          | 54,460 | 52,010 | 61,190 | 60,850 | 69,577 | 97,319  | 91,101  | 126,649 |      |
| AUG                          | 55,320 | 48,010 | 61,190 | 57,670 | 68,909 | 92,440  | 96,055  | 119,046 |      |
| SEP                          | 54,310 | 53,170 | 62,760 | 60,320 | 73,763 | 96,965  | 108,765 | 122,375 |      |
| OCT                          | 55,320 | 60,330 | 65,780 | 62,960 | 76,803 | 108,902 | 112,737 | 131,151 |      |
| NOV                          | 59,620 | 68,500 | 66,500 | 62,170 | 79,969 | 111,266 | 114,190 | 125,675 |      |
| DEC                          | 59,050 | 70,070 | 64,340 | 63,760 | 83,104 | 109,341 | 113,133 | 126,567 |      |

N.B. Période 1968-1971 :


DANMARK : Porcs bacon classe A (Andelslagteriernes lænøtoring + udbetalte afregningstillegg)  
 IRELAND : Prime pigs (qualité de référence pour la comparaison avec la C.E.)  
 UNITED KINGDOM : Porcs baconers (qualité de référence pour la comparaison avec la C.E.)

PRODUIT : Porcs abattus

QUALITE : Qualité de référence = qualité type = qualité des carcasses de porcs de la classe II de la grille communautaire de classement des carcasses de porcs, à l'exclusion de celles d'un poids inférieur à 70 kg et de celles d'un poids égal ou supérieur à 160 kg.

MARCHES REPRESENTATIFS :


|                    |  |   |
|--------------------|--|---|
| BELGIQUE/BELGIE :  | L'ensemble des marchés suivants :  | Genk, Lokeren, Charleroi, Brugge, Herve et Anderlecht   |
| DANMARK :          | Le centre de cotation suivant :  | København   |
| DEUTSCHLAND (BR) : | L'ensemble des centres de cotation suivants :                              | Kiel, Hamburg, Bremen, Hannover, Oldenburg, Münster, Bielefeld, Krefeld, Düsseldorf, Mainz, Frankfurt am Main, Stuttgart, Nürnberg, München |
| FRANCE :           | L'ensemble des centres de cotation suivants :                              | Rennes, Angers, Caen, Lille, Paris, Lyon, Toulouse, Metz  |
| IRELAND :          | L'ensemble des marchés suivants :  | Cavan, Rosksy, Limerick, Roscrea, Cork  |
| ITALIA :           | L'ensemble des marchés suivants :  | Milano, Cremona, Mantova, Modena, Parma, Reggio Emilia, Macerata/Perugia  |
| LUXEMBOURG :       | L'ensemble des marchés suivants :  | Luxembourg, Esch  |
| NEDERLAND :        | L'ensemble des centres de cotation suivants :                              | Arnhem, Roxel, Oss, Guyck/Maan  |
| UNITED KINGDOM :   | Le centre de cotation de Bletchley pour l'ensemble des régions suivantes : | Scotland, Northern Ireland, Wales and Western England, Northern England, Eastern England  |



II. PRODUITS ANIMAUX

2. Viande bovine





DG VI/C 4

## PRODUIT : BOVINS VIVANTS

UC/100 kg

| PERIODE                                     | 1968     | 1969   | 1970   | 1971   | 1972   | 1973      | 1974      | 1975    | 1976       |
|---|----------|--------|--------|--------|--------|-----------|-----------|---------|------------|
| <b>A. PRIX D'ORIENTATION</b>                |          |        |        |        |        |           |           |         |            |
| JAN   |          | 68,000 | 68,000 | 68,000 | 72,000 | 78,000    | 86,200    | 101,330 | 109,940    |
| FEB   |          | 68,000 | 68,000 | 68,000 | 72,000 | 78,000(1) | 86,200    | 101,330 | 109,940    |
| MAR   |          | 68,000 | 68,000 | 68,000 | 72,000 | 78,000    | 86,200    | 101,330 | 109,940(6) |
| APR   | 68,000   | 68,000 | 68,000 | 72,000 | 72,000 | 78,000    | 96,500(3) | 109,940 |            |
| MAI   | 68,000   | 68,000 | 68,000 | 72,000 | 75,000 | 78,000    | 96,500    | 109,940 |            |
| JUN   | 68,000   | 68,000 | 68,000 | 72,000 | 75,000 | 86,200    | 96,500    | 109,940 |            |
| JUL   | 68,000   | 68,000 | 68,000 | 72,000 | 75,000 | 86,200    | 96,500    | 109,940 |            |
| AUG   | 68,000   | 68,000 | 68,000 | 72,000 | 75,000 | 86,200    | 96,500    | 109,940 |            |
| SEP   | 68,000   | 68,000 | 68,000 | 72,000 | 75,000 | 86,200    | 96,500    | 109,940 |            |
| OCT   | 68,000   | 68,000 | 68,000 | 72,000 | 78,000 | 86,200    | 96,500(4) | 109,940 |            |
| NOV   | 68,000   | 68,000 | 68,000 | 72,000 | 78,000 | 86,200    | 101,330   | 109,940 |            |
| DEC   | 68,000   | 68,000 | 68,000 | 72,000 | 78,000 | 86,200    | 101,330   | 109,940 |            |
| <b>B. PRELEVEMENTS A L'IMPORTATION P.T.</b> |          |        |        |        |        |           |           |         |            |
| JAN   |          | 19,864 | 11,506 | 13,323 | 1,861  | 0         | 0,788     | 35,210  |            |
| FEB   |          | 19,046 | 13,701 | 11,981 | 0      | 0         | 2,224     | 35,210  |            |
| MAR   |          | 17,196 | 8,976  | 7,872  | 0      | 0         | 3,190     | 43,265  |            |
| APR   | (16,359) | 14,728 | 8,878  | 11,735 | 0      | 0         | 17,852    | 43,820  |            |
| MAI   | (13,754) | 11,601 | 6,611  | 12,113 | 0      | 0         | 24,019    | 43,820  |            |
| JUN   | (18,479) | 6,158  | 2,934  | 6,488  | 0      | 0         | 25,392    | 43,820  |            |
| JUL   | (20,215) | 7,778  | 4,555  | 7,644  | 0      | 0         | 28,808    | 43,820  |            |
| AUG   | 22,519   | 9,604  | 4,723  | 7,829  | 0      | 0         | 30,380    | 43,820  |            |
| SEP   | 23,244   | 10,553 | 5,377  | 7,748  | 0      | 0         | 30,380    | 43,820  |            |
| OCT   | 24,023   | 15,406 | 10,628 | 10,549 | 0      | 0         | 34,275    | 43,820  |            |
| NOV   | 23,998   | 15,968 | 13,172 | 8,606  | 0      | 0,611     | 35,210    | 43,820  |            |
| DEC   | 21,644   | 16,200 | 14,405 | 6,981  | 0      | 0,705     | 35,210    | 43,820  |            |
| <b>C. PRIX DE MARCHÉ</b>                    |          |        |        |        |        |           |           |         |            |
| <b>¢ COMMUNAUTAIRE - TOUTES QUALITES</b>    |          |        |        |        |        |           |           |         |            |
| JAN   | 62,535   | 65,897 | 68,664 | 67,908 | 76,204 | 94,960    | 85,815    | 87,727  |            |
| FEB   | 62,108   | 66,695 | 68,314 | 68,118 | 77,960 | 94,860    | 85,679    | 89,772  |            |
| MAR   | 63,143   | 67,380 | 69,129 | 69,442 | 80,687 | 94,877    | 87,371    | 94,568  |            |
| APR   | 63,615   | 68,152 | 68,531 | 70,850 | 84,496 | 95,388    | 88,286    | 96,928  |            |
| MAI   | 65,198   | 69,416 | 70,642 | 71,882 | 88,982 | 95,025    | 89,652    | 99,536  |            |
| JUN   | 65,723   | 69,853 | 70,373 | 73,235 | 89,739 | 93,465    | 87,556    | 97,803  |            |
| JUL   | 65,175   | 69,134 | 70,344 | 72,730 | 89,425 | 90,136    | 84,731    | 94,538  |            |
| AUG   | 64,990   | 68,460 | 70,167 | 72,810 | 91,971 | 89,398    | 84,237    | 92,623  |            |
| SEP   | 64,298   | 67,751 | 69,169 | 72,809 | 92,993 | 87,964    | 82,934    | 94,300  |            |
| OCT   | 63,085   | 66,837 | 67,107 | 72,094 | 92,391 | 87,163    | 80,781    | 94,942  |            |
| NOV   | 63,488   | 66,895 | 66,548 | 72,717 | 92,542 | 86,725    | 81,605    | 96,090  |            |
| DEC   | 64,245   | 67,588 | 66,714 | 73,961 | 93,604 | 86,610    | 84,465    | 97,417  |            |

- (1) A partir du 1.2.1973 : IREL + U.K. : 60,420  
(2) A partir du 14.5.1973 : IREL + U.K. : 70,000  
(3) A partir du 1.4.1974 : IREL : 82,000 et U.K. : 74,500  
(4) A partir du 1.7.1974 : U.K. : 82,000  
(5) A partir du 7.10.1974 : IREL + U.K. : 86,100  
(6) A partir du 3.3.1975 : IREL + U.K. : 97,550

DG VI/O 4

PRODUIT : BOVINS VIVANTS

UC/100 kg

| PERIODE                       | 1968   | 1969   | 1970   | 1971   | 1972   | 1973   | 1974   | 1975    | 1976 |
|-------------------------------|--------|--------|--------|--------|--------|--------|--------|---------|------|
| <u>C. PRIX DE MARCHÉ</u>      |        |        |        |        |        |        |        |         |      |
| <u>Pays : BELGIQUE/BELGIE</u> |        |        |        |        |        |        |        |         |      |
| <u>Marché : ANDERLECHT</u>    |        |        |        |        |        |        |        |         |      |
| JAN                           | 67,735 | 67,999 | 68,191 | 69,368 | 80,658 | 87,669 | 89,926 | 94,486  |      |
| FEB                           | 67,688 | 69,324 | 67,390 | 68,991 | 82,582 | 89,989 | 87,300 | 93,150  |      |
| MAR                           | 68,638 | 72,995 | 70,093 | 70,734 | 84,847 | 91,902 | 90,251 | 100,567 |      |
| APR                           | 71,823 | 75,742 | 71,438 | 73,843 | 89,669 | 95,550 | 91,973 | 106,615 |      |
| MAI                           | 71,048 | 78,286 | 74,922 | 75,548 | 91,599 | 98,300 | 92,210 | 110,972 |      |
| JUN                           | 67,643 | 78,353 | 74,022 | 76,073 | 87,708 | 95,754 | 86,868 | 108,413 |      |
| JUL                           | 68,460 | 75,725 | 75,181 | 73,992 | 86,617 | 93,584 | 85,116 | 106,431 |      |
| AUG                           | 70,478 | 73,430 | 75,214 | 75,360 | 89,032 | 92,694 | 88,337 | 103,524 |      |
| SEP                           | 66,938 | 70,594 | 70,888 | 74,746 | 87,130 | 91,378 | 91,393 | 103,313 |      |
| OCT                           | 66,158 | 67,726 | 67,905 | 73,305 | 84,292 | 89,312 | 85,842 | 103,681 |      |
| NOV                           | 65,693 | 67,374 | 67,373 | 74,654 | 85,004 | 87,487 | 87,045 | 102,703 |      |
| DEC                           | 66,728 | 68,073 | 66,148 | 76,502 | 86,745 | 88,775 | 89,307 | 103,352 |      |
| <u>Pays : DEUTSCHLAND</u>     |        |        |        |        |        |        |        |         |      |
| <u>Marché : 8 MARCHES</u>     |        |        |        |        |        |        |        |         |      |
| JAN                           | 62,593 | 64,873 | 66,839 | 64,607 | 73,927 | 91,649 | 80,514 | 85,561  |      |
| FEB                           | 62,018 | 65,348 | 66,285 | 64,976 | 76,360 | 91,825 | 81,664 | 87,003  |      |
| MAR                           | 63,348 | 64,765 | 67,792 | 66,298 | 79,030 | 91,478 | 81,985 | 92,545  |      |
| APR                           | 62,523 | 64,108 | 66,911 | 68,041 | 81,098 | 90,514 | 81,940 | 94,678  |      |
| MAI                           | 63,430 | 64,034 | 67,992 | 68,042 | 85,908 | 88,266 | 82,412 | 97,300  |      |
| JUN                           | 64,600 | 65,710 | 68,207 | 70,202 | 88,337 | 87,176 | 83,979 | 98,293  |      |
| JUL                           | 63,663 | 64,871 | 67,836 | 69,455 | 88,715 | 82,532 | 83,092 | 97,269  |      |
| AUG                           | 63,398 | 63,981 | 68,276 | 70,120 | 92,453 | 81,251 | 83,965 | 96,382  |      |
| SEP                           | 62,538 | 63,020 | 66,221 | 69,785 | 91,391 | 79,742 | 84,618 | 97,797  |      |
| OCT                           | 61,598 | 62,106 | 64,451 | 69,466 | 90,000 | 80,224 | 83,560 | 98,141  |      |
| NOV                           | 62,403 | 61,787 | 64,023 | 70,501 | 89,039 | 79,937 | 84,263 | 98,186  |      |
| DEC                           | 63,499 | 63,402 | 64,145 | 71,482 | 90,028 | 80,393 | 84,770 | 98,274  |      |
| <u>Pays : FRANCE</u>          |        |        |        |        |        |        |        |         |      |
| <u>Marché : 8 MARCHES</u>     |        |        |        |        |        |        |        |         |      |
| JAN                           | 60,353 | 64,722 | 67,993 | 67,196 | 75,295 | 98,925 | 90,865 | 97,118  |      |
| FEB                           | 60,168 | 65,605 | 67,506 | 67,361 | 77,038 | 99,037 | 90,948 | 98,516  |      |
| MAR                           | 61,043 | 67,054 | 67,695 | 68,722 | 79,897 | 99,425 | 91,944 | 101,394 |      |
| APR                           | 62,015 | 68,755 | 66,326 | 69,640 | 84,650 | 98,928 | 92,838 | 103,759 |      |
| MAI                           | 64,705 | 70,838 | 69,821 | 71,304 | 89,957 | 98,717 | 94,316 | 107,473 |      |
| JUN                           | 65,835 | 70,749 | 69,389 | 72,677 | 89,730 | 97,326 | 92,724 | 106,301 |      |
| JUL                           | 65,008 | 70,415 | 69,905 | 72,584 | 89,120 | 92,817 | 90,456 | 105,051 |      |
| AUG                           | 64,325 | 69,941 | 69,235 | 71,933 | 90,225 | 92,717 | 90,756 | 101,805 |      |
| SEP                           | 63,845 | 69,107 | 68,790 | 72,133 | 91,052 | 91,744 | 90,524 | 103,416 |      |
| OCT                           | 61,500 | 67,847 | 65,423 | 70,595 | 91,112 | 91,896 | 90,907 | 103,962 |      |
| NOV                           | 61,583 | 67,990 | 64,840 | 71,253 | 92,796 | 92,119 | 92,068 | 103,612 |      |
| DEC                           | 62,090 | 68,247 | 65,349 | 72,829 | 95,059 | 91,514 | 94,543 | 103,076 |      |

DG VI/0 4

## PRODUIT : BOVINS VIVANTS

UC/100 kg

| PERIODE                     | 1968   | 1969   | 1970   | 1971   | 1972    | 1973    | 1974   | 1975    | 1976 |
|-----------------------------|--------|--------|--------|--------|---------|---------|--------|---------|------|
| <u>C. PRIX DE MARCHÉ</u>    |        |        |        |        |         |         |        |         |      |
| <u>Pays : ITALIA</u>        |        |        |        |        |         |         |        |         |      |
| <u>Marché : ø 5 MARCHES</u> |        |        |        |        |         |         |        |         |      |
| JAN                         | 65,518 | 68,944 | 74,260 | 75,007 | 78,267  | 104,719 | 91,273 | 99,283  |      |
| FEB                         | 63,975 | 69,162 | 74,091 | 74,415 | 79,068  | 103,616 | 88,777 | 102,325 |      |
| MAR                         | 64,848 | 69,242 | 74,554 | 75,106 | 82,747  | 102,842 | 88,386 | 103,637 |      |
| APR                         | 65,355 | 69,770 | 74,728 | 76,172 | 88,314  | 104,472 | 87,085 | 106,111 |      |
| MAI                         | 65,958 | 70,451 | 75,034 | 76,805 | 91,757  | 104,039 | 91,850 | 105,904 |      |
| JUN                         | 66,003 | 70,860 | 75,200 | 77,676 | 95,241  | 102,671 | 94,388 | 105,108 |      |
| JUL                         | 66,160 | 70,975 | 74,715 | 77,176 | 96,132  | 101,524 | 88,846 | 104,904 |      |
| AUG                         | 66,568 | 71,048 | 74,582 | 77,221 | 101,217 | 100,654 | 86,312 | 106,722 |      |
| SEP                         | 66,648 | 72,070 | 75,625 | 78,592 | 107,853 | 99,205  | 89,542 | 109,891 |      |
| OCT                         | 67,338 | 72,740 | 75,906 | 78,798 | 107,239 | 96,199  | 92,223 | 110,297 |      |
| NOV                         | 67,995 | 73,359 | 75,105 | 78,247 | 105,644 | 93,049  | 90,657 | 110,539 |      |
| DEC                         | 68,453 | 73,541 | 74,822 | 78,120 | 103,846 | 92,677  | 93,297 | 109,861 |      |
| <u>Pays : LUXEMBOURG</u>    |        |        |        |        |         |         |        |         |      |
| <u>Marché : ø 2 MARCHES</u> |        |        |        |        |         |         |        |         |      |
| JAN                         | 62,948 | 63,107 | 64,772 | 67,660 | 74,252  | 93,496  | 90,784 | 85,719  |      |
| FEB                         | 62,945 | 63,012 | 64,610 | 67,747 | 77,479  | 94,316  | 89,367 | 86,024  |      |
| MAR                         | 62,793 | 63,284 | 65,298 | 69,719 | 82,617  | 95,595  | 89,763 | 91,652  |      |
| APR                         | 62,488 | 64,234 | 66,186 | 70,823 | 88,867  | 96,944  | 90,397 | 95,439  |      |
| MAI                         | 63,398 | 65,245 | 69,718 | 70,812 | 93,633  | 97,952  | 91,144 | 99,194  |      |
| JUN                         | 63,493 | 65,662 | 69,185 | 70,399 | 92,904  | 97,026  | 89,619 | 99,501  |      |
| JUL                         | 63,043 | 64,513 | 67,693 | 70,047 | 90,802  | 93,160  | 86,804 | 95,410  |      |
| AUG                         | 63,105 | 64,114 | 67,404 | 69,917 | 91,775  | 92,579  | 87,274 | 90,968  |      |
| SEP                         | 63,230 | 64,372 | 66,568 | 69,959 | 92,770  | 91,351  | 87,613 | 94,949  |      |
| OCT                         | 62,898 | 64,032 | 65,252 | 69,150 | 91,863  | 90,556  | 85,474 | 96,255  |      |
| NOV                         | 62,910 | 63,731 | 65,750 | 70,258 | 91,920  | 90,747  | 84,168 | 96,457  |      |
| DEC                         | 63,033 | 64,641 | 67,854 | 72,172 | 92,598  | 91,629  | 85,586 | 97,322  |      |
| <u>Pays : NEDERLAND</u>     |        |        |        |        |         |         |        |         |      |
| <u>Marché : ø 3 MARCHES</u> |        |        |        |        |         |         |        |         |      |
| JAN                         | 62,625 | 66,926 | 65,082 | 64,914 | 81,262  | 83,036  | 78,027 | 80,895  |      |
| FEB                         | 64,008 | 69,592 | 66,112 | 67,270 | 82,746  | 85,590  | 77,532 | 81,417  |      |
| MAR                         | 65,390 | 70,340 | 67,407 | 69,801 | 82,958  | 88,190  | 78,150 | 85,609  |      |
| APR                         | 66,340 | 70,386 | 68,810 | 72,691 | 83,028  | 89,710  | 78,695 | 88,862  |      |
| MAI                         | 68,473 | 72,688 | 70,833 | 74,553 | 86,200  | 88,636  | 81,704 | 92,325  |      |
| JUN                         | 67,223 | 71,758 | 68,997 | 74,732 | 83,154  | 85,636  | 80,030 | 91,776  |      |
| JUL                         | 66,935 | 68,512 | 67,589 | 73,966 | 79,802  | 82,685  | 78,232 | 90,135  |      |
| AUG                         | 66,710 | 66,736 | 67,590 | 75,050 | 80,005  | 80,937  | 79,693 | 89,424  |      |
| SEP                         | 65,470 | 64,698 | 64,562 | 72,391 | 78,339  | 79,990  | 77,738 | 88,355  |      |
| OCT                         | 64,348 | 62,987 | 63,297 | 72,972 | 78,592  | 78,210  | 75,570 | 89,403  |      |
| NOV                         | 64,965 | 62,821 | 62,895 | 74,174 | 78,259  | 77,696  | 76,140 | 89,796  |      |
| DEC                         | 66,465 | 63,819 | 63,396 | 77,345 | 79,457  | 77,796  | 78,101 | 91,869  |      |

DG VI/0 4

## PRODUIT : BOVINS VIVANTS

UC/ 100 kg

| PERIODE                      | 1968   | 1969   | 1970   | 1971   | 1972   | 1973   | 1974   | 1975   | 1976 |
|------------------------------|--------|--------|--------|--------|--------|--------|--------|--------|------|
| <u>C. PRIX DE MARCHÉ</u>     |        |        |        |        |        |        |        |        |      |
| <u>Pays : DANMARK</u>        |        |        |        |        |        |        |        |        |      |
| <u>Marché : KØBENHAVN</u>    |        |        |        |        |        |        |        |        |      |
| JAN                          | 33,268 | 38,024 | 43,336 | 44,037 | 54,081 | 79,625 | 73,746 | 75,344 |      |
| FEB                          | 35,548 | 39,865 | 44,385 | 44,281 | 57,082 | 81,390 | 72,896 | 76,926 |      |
| MAR                          | 36,443 | 40,994 | 45,287 | 45,227 | 60,794 | 81,389 | 75,351 | 82,246 |      |
| APR                          | 37,083 | 41,881 | 45,823 | 45,629 | 63,680 | 82,857 | 77,155 | 86,729 |      |
| MAI                          | 39,795 | 42,689 | 47,272 | 47,249 | 66,456 | 85,147 | 76,854 | 88,537 |      |
| JUN                          | 37,960 | 46,575 | 49,132 | 49,088 | 74,866 | 83,615 | 75,338 | 89,972 |      |
| JUL                          | 35,948 | 47,109 | 49,919 | 49,717 | 71,956 | 79,900 | 72,624 | 85,761 |      |
| AUG                          | 34,713 | 45,325 | 48,836 | 50,520 | 72,552 | 80,638 | 75,636 | 87,580 |      |
| SEP                          | 34,363 | 44,589 | 47,351 | 50,227 | 67,862 | 79,489 | 75,434 | 88,524 |      |
| OCT                          | 33,295 | 43,324 | 45,464 | 49,542 | 65,827 | 77,371 | 76,690 | 88,301 |      |
| NOV                          | 34,558 | 42,698 | 44,760 | 49,491 | 65,856 | 75,084 | 74,553 | 87,810 |      |
| DEC                          | 36,923 | 41,761 | 44,149 | 51,863 | 69,175 | 75,066 | 75,391 | 90,219 |      |
| <u>Pays : IRELAND</u>        |        |        |        |        |        |        |        |        |      |
| <u>Marché : 5 MARCHES</u>    |        |        |        |        |        |        |        |        |      |
| JAN                          | 35,328 | 34,727 | 36,612 | 39,734 | 44,899 | 89,642 | 77,546 | 72,839 |      |
| FEB                          | 36,415 | 35,412 | 38,699 | 41,696 | 48,186 | 90,541 | 78,567 | 81,158 |      |
| MAR                          | 37,613 | 36,213 | 39,362 | 43,925 | 50,195 | 91,614 | 83,832 | 84,500 |      |
| APR                          | 37,615 | 37,383 | 39,255 | 45,698 | 50,494 | 93,551 | 85,841 | 84,816 |      |
| MAI                          | 38,020 | 39,730 | 40,703 | 43,961 | 54,169 | 92,393 | 85,267 | 86,137 |      |
| JUN                          | 35,568 | 39,217 | 39,371 | 42,424 | 56,459 | 88,357 | 77,821 | 79,308 |      |
| JUL                          | 34,318 | 37,966 | 38,816 | 40,387 | 51,810 | 85,119 | 74,958 | 75,213 |      |
| AUG                          | 33,038 | 37,197 | 38,139 | 40,186 | 53,618 | 85,138 | 72,423 | 76,113 |      |
| SEP                          | 33,185 | 36,140 | 37,957 | 39,566 | 53,172 | 83,859 | 65,892 | 77,073 |      |
| OCT                          | 33,050 | 35,131 | 37,357 | 39,295 | 51,940 | 82,105 | 60,120 | 77,883 |      |
| NOV                          | 32,503 | 34,647 | 36,245 | 39,926 | 52,508 | 81,118 | 61,070 | 79,626 |      |
| DEC                          | 33,258 | 35,044 | 37,364 | 40,865 | 57,773 | 78,374 | 65,073 | 82,170 |      |
| <u>Pays : UNITED KINGDOM</u> |        |        |        |        |        |        |        |        |      |
| <u>Marché : 43 MARCHES</u>   |        |        |        |        |        |        |        |        |      |
| JAN                          | 42,065 | 43,679 | 41,994 | 49,826 | 57,369 | 96,361 | 87,357 | 76,900 |      |
| FEB                          | 42,298 | 44,491 | 43,134 | 50,576 | 60,450 | 94,049 | 87,286 | 78,344 |      |
| MAR                          | 44,515 | 44,904 | 45,653 | 55,238 | 60,597 | 92,938 | 91,274 | 88,120 |      |
| APR                          | 42,965 | 44,274 | 45,233 | 57,040 | 60,921 | 93,845 | 94,034 | 90,097 |      |
| MAI                          | 43,955 | 45,292 | 47,516 | 57,643 | 62,752 | 94,694 | 94,881 | 92,825 |      |
| JUN                          | 42,790 | 47,657 | 47,668 | 58,105 | 65,288 | 94,030 | 87,801 | 88,078 |      |
| JUL                          | 41,178 | 45,483 | 48,403 | 53,902 | 60,588 | 92,353 | 83,190 | 76,738 |      |
| AUG                          | 40,433 | 43,829 | 47,669 | 53,234 | 61,553 | 90,894 | 80,060 | 73,458 |      |
| SEP                          | 39,075 | 42,964 | 45,945 | 52,241 | 61,358 | 88,456 | 73,291 | 76,312 |      |
| OCT                          | 38,140 | 40,851 | 44,154 | 50,752 | 60,098 | 87,424 | 63,466 | 77,567 |      |
| NOV                          | 38,875 | 39,678 | 41,698 | 51,410 | 63,490 | 88,478 | 66,725 | 83,472 |      |
| DEC                          | 42,490 | 41,279 | 45,871 | 54,333 | 74,098 | 89,591 | 73,261 | 89,281 |      |

| PERIODE  | 1968    | 1969    | 1970    | 1971    | 1972    | 1973        | 1974        | 1975    | 1976    |
|--|---------|---------|---------|---------|---------|-------------|-------------|---------|---------|
| <u>A. PRIX D'ORIENTATION</u>   |         |         |         |         |         |             |             |         |         |
| JAN  |         | 91,500  | 91,500  | 91,500  | 94,250  | 96,500      | 103,750     | 118,650 | 128,740 |
| FEB  |         | 91,500  | 91,500  | 91,500  | 94,250  | 96,500 (1)  | 103,750     | 118,650 | 128,740 |
| MAR  |         | 91,500  | 91,500  | 91,500  | 94,250  | 96,500      | 103,750     | 118,650 | 128,740 |
| APR  | 91,500  | 91,500  | 91,500  | 94,250  | 94,250  | 96,500      | 113,000 (3) | 128,740 |         |
| MAI  | 91,500  | 91,500  | 91,500  | 94,250  | 94,250  | 103,750 (2) | 113,000     | 128,740 |         |
| JUN  | 91,500  | 91,500  | 91,500  | 94,250  | 94,250  | 103,750     | 113,000     | 128,740 |         |
| JUL  | 91,500  | 91,500  | 91,500  | 94,250  | 94,250  | 103,750     | 113,000     | 128,740 |         |
| AUG  | 91,500  | 91,500  | 91,500  | 94,250  | 94,250  | 103,750     | 113,000     | 128,740 |         |
| SEP  | 91,500  | 91,500  | 91,500  | 94,250  | 96,500  | 103,750     | 113,000 (4) | 128,740 |         |
| OCT  | 91,500  | 91,500  | 91,500  | 94,250  | 96,500  | 103,750     | 118,650 (5) | 128,740 |         |
| NOV  | 91,500  | 91,500  | 91,500  | 94,250  | 96,500  | 103,750     | 118,650     | 128,740 |         |
| DEC  | 94,500  | 91,500  | 91,500  | 94,250  | 96,500  | 103,750     | 118,650     | 128,740 |         |
| <u>B. PRELEVEMENTS A L'IMPORTATION P.T.</u>                          |         |         |         |         |         |             |             |         |         |
| JAN  |         | 0       | 0       | 0       | 0       | 0           | 0           | 35,210  |         |
| FEB  |         | 0       | 0       | 0       | 0       | 0           | 0           | 35,210  |         |
| MAR  |         | 0       | 0       | 0       | 0       | 0           | 0           | 43,265  |         |
| APR  |         | 0,180   | 0       | 0       | 0       | 0           | 0           | 43,820  |         |
| MAI  |         | 0       | 0       | 0       | 0       | 0           | 20,615      | 43,820  |         |
| JUN  |         | 0       | 0       | 0,221   | 0       | 0           | 23,392      | 43,820  |         |
| JUL  |         | 0       | 0       | 9,518   | 0       | 0           | 28,808      | 43,820  |         |
| AUG  | 15,456  | 0       | 0       | 8,572   | 0       | 0           | 30,380      | 43,820  |         |
| SEP  | 0       | 0       | 0       | 1,118   | 0       | 0           | 30,380      | 43,820  |         |
| OCT  | 0       | 0       | 0       | 0       | 0       | 0           | 34,275      | 43,820  |         |
| NOV  | 0       | 0       | 0       | 0       | 0       | 0           | 35,210      | 43,820  |         |
| DEC  | 0       | 0       | 0       | 0       | 0       | 0           | 35,210      | 43,820  |         |
| <u>C. PRIX DE MARCHÉ</u><br><u>Ø COMMUNAUTAIRE - TOUTES QUALITÉS</u> |         |         |         |         |         |             |             |         |         |
| JAN  |         | 108,371 | 107,712 | 112,169 | 123,163 | 140,158     | 131,165     | 130,682 |         |
| FEB  |         | 103,687 | 105,707 | 110,152 | 122,884 | 136,496     | 127,019     | 132,314 |         |
| MAR  |         | 98,333  | 106,601 | 109,063 | 122,557 | 136,909     | 123,345     | 133,700 |         |
| APR  | 93,950  | 97,357  | 106,095 | 108,602 | 124,013 | 139,928     | 123,733     | 135,189 |         |
| MAI  | 93,676  | 100,097 | 107,600 | 106,300 | 127,402 | 139,839     | 124,400     | 135,790 |         |
| JUN  | 88,733  | 99,931  | 103,434 | 100,042 | 121,781 | 137,620     | 123,499     | 130,796 |         |
| JUL  | 87,541  | 97,624  | 99,820  | 92,839  | 117,554 | 137,061     | 117,073     | 127,681 |         |
| AUG  | 97,417  | 100,162 | 98,041  | 96,351  | 132,468 | 138,987     | 114,750     | 129,176 |         |
| SEP  | 104,191 | 104,115 | 99,587  | 103,611 | 144,122 | 139,858     | 118,017     | 138,234 |         |
| OCT  | 104,805 | 102,279 | 101,100 | 107,863 | 140,289 | 139,585     | 118,308     | 143,220 |         |
| NOV  | 108,212 | 104,304 | 103,919 | 114,455 | 136,655 | 135,984     | 118,317     | 151,122 |         |
| DEC  | 109,676 | 107,818 | 108,194 | 120,409 | 138,387 | 133,867     | 123,334     | 156,290 |         |

- (1) A partir du 1. 2.1973 : IREL + UK : 74,850  
(2) " " 14. 5.1973 : " " : 84,350  
(3) " " 1. 4.1974 : IREL : 96,000 et UK : 30,000  
(4) " " 1. 7.1974 : UK : 96,000  
(5) " " 7.10.1974 : IREL + UK : 100,800  
(6) " " 3. 3.1975 : IREL + UK : 114,210

DG VI/G 4

PRODUIT : VEAUX VIVANTS

UC/100 kg

| PERIODE                                 | 1968    | 1969    | 1970    | 1971    | 1972    | 1973    | 1974    | 1975    | 1976 |
|---|---------|---------|---------|---------|---------|---------|---------|---------|------|
| <u>C. PRIX DE MARCHÉ</u>                |         |         |         |         |         |         |         |         |      |
| <u>Pays : BELGIQUE/BELGIE</u>           |         |         |         |         |         |         |         |         |      |
| <u>Marché : ANDERLECHT</u>              |         |         |         |         |         |         |         |         |      |
| JAN                                     | 88,833  | 115,938 | 105,314 | 115,348 | 124,840 | 128,026 | 123,261 | 141,926 |      |
| FEB                                     | 89,668  | 111,071 | 99,113  | 110,161 | 119,960 | 129,645 | 124,365 | 147,495 |      |
| MAR                                     | 90,903  | 98,517  | 103,177 | 105,920 | 118,305 | 133,585 | 125,823 | 147,225 |      |
| APR                                     | 100,098 | 99,053  | 112,154 | 102,497 | 120,683 | 143,374 | 124,253 | 139,772 |      |
| MAI                                     | 98,588  | 103,144 | 114,666 | 105,512 | 128,031 | 127,706 | 124,470 | 142,793 |      |
| JUN                                     | 87,628  | 98,947  | 100,373 | 93,666  | 114,551 | 126,354 | 124,805 | 130,149 |      |
| JUL                                     | 87,805  | 89,845  | 92,369  | 81,409  | 113,232 | 123,346 | 105,888 | 124,743 |      |
| AUG                                     | 99,495  | 98,906  | 88,396  | 95,863  | 138,456 | 125,477 | 108,778 | 138,464 |      |
| SEP                                     | 111,460 | 97,694  | 94,028  | 103,581 | 130,919 | 133,792 | 118,702 | 149,684 |      |
| OCT                                     | 104,290 | 92,592  | 99,826  | 109,611 | 126,145 | 133,080 | 114,357 | 148,393 |      |
| NOV                                     | 108,380 | 100,316 | 107,691 | 121,237 | 128,236 | 127,802 | 115,021 | 159,396 |      |
| DEC                                     | 108,765 | 108,027 | 113,000 | 126,553 | 140,374 | 120,442 | 136,851 | 166,797 |      |
| <u>Pays : DEUTSCHLAND</u>               |         |         |         |         |         |         |         |         |      |
| <u>Marché : Ø 14 MARCHES</u>            |         |         |         |         |         |         |         |         |      |
| JAN                                     | 99,688  | 107,344 | 112,800 | 115,454 | 125,802 | 138,799 | 127,030 | 133,396 |      |
| FEB                                     | 91,230  | 102,013 | 109,471 | 112,904 | 124,150 | 137,579 | 125,757 | 139,204 |      |
| MAR                                     | 97,000  | 99,916  | 109,398 | 112,784 | 125,299 | 134,876 | 125,762 | 145,826 |      |
| APR                                     | 94,523  | 97,001  | 106,894 | 113,056 | 125,917 | 139,597 | 124,794 | 146,582 |      |
| MAI                                     | 96,650  | 98,805  | 108,667 | 111,505 | 128,682 | 139,577 | 126,222 | 146,597 |      |
| JUN                                     | 91,560  | 100,131 | 105,233 | 108,681 | 127,389 | 139,557 | 126,555 | 145,110 |      |
| JUL                                     | 91,318  | 97,161  | 101,304 | 99,536  | 120,095 | 137,204 | 124,120 | 140,275 |      |
| AUG                                     | 99,130  | 100,251 | 100,311 | 100,563 | 133,121 | 136,027 | 119,289 | 141,037 |      |
| SEP                                     | 101,660 | 102,694 | 100,930 | 106,888 | 145,593 | 134,862 | 122,042 | 149,180 |      |
| OCT                                     | 103,413 | 101,094 | 101,984 | 109,997 | 145,370 | 135,345 | 123,487 | 152,979 |      |
| NOV                                     | 106,423 | 101,532 | 108,064 | 116,658 | 139,814 | 132,963 | 125,293 | 156,958 |      |
| DEC                                     | 110,013 | 108,805 | 113,198 | 124,124 | 141,124 | 132,101 | 127,503 | 163,795 |      |
| <u>Pays : FRANCE</u>                    |         |         |         |         |         |         |         |         |      |
| <u>Marché : Ø 5 CENTRES DE COTATION</u> |         |         |         |         |         |         |         |         |      |
| JAN                                     | 91,328  | 108,565 | 100,746 | 107,232 | 115,536 | 142,502 | 143,436 | 150,112 |      |
| FEB                                     | 87,933  | 104,282 | 100,681 | 105,599 | 116,744 | 138,145 | 142,172 | 153,062 |      |
| MAR                                     | 89,268  | 96,593  | 102,474 | 103,032 | 117,524 | 138,015 | 139,382 | 152,215 |      |
| APR                                     | 89,935  | 95,318  | 101,165 | 102,980 | 120,183 | 141,575 | 137,361 | 152,340 |      |
| MAI                                     | 86,460  | 96,529  | 102,341 | 98,981  | 123,872 | 140,735 | 138,731 | 150,854 |      |
| JUN                                     | 80,615  | 95,511  | 98,023  | 89,385  | 113,513 | 134,549 | 137,763 | 141,952 |      |
| JUL                                     | 78,575  | 94,837  | 95,234  | 83,386  | 110,573 | 132,951 | 131,781 | 139,142 |      |
| AUG                                     | 92,078  | 96,785  | 92,591  | 87,759  | 124,377 | 138,179 | 130,833 | 144,258 |      |
| SEP                                     | 102,890 | 103,636 | 93,670  | 96,741  | 137,156 | 141,681 | 133,107 | 157,127 |      |
| OCT                                     | 103,923 | 102,321 | 95,160  | 102,091 | 133,669 | 144,208 | 135,862 | 160,782 |      |
| NOV                                     | 107,085 | 103,733 | 96,932  | 108,519 | 131,438 | 142,294 | 137,575 | 167,878 |      |
| DEC                                     | 107,263 | 104,016 | 100,659 | 111,963 | 131,163 | 142,780 | 141,508 | 173,908 |      |

DO VI/O 4

PRODUIT : VEAUX VIVANTS

UC/100 kg

| PERIODE                     | 1968    | 1969    | 1970    | 1971    | 1972    | 1973    | 1974    | 1975    | 1976 |
|-----------------------------|---------|---------|---------|---------|---------|---------|---------|---------|------|
| <u>C. PRIX DE MARCHÉ</u>    |         |         |         |         |         |         |         |         |      |
| <u>Pays : ITALIA</u>        |         |         |         |         |         |         |         |         |      |
| <u>Marché : Ø 2 ZONES</u>   |         |         |         |         |         |         |         |         |      |
| JAN                         | 107,140 | 106,908 | 115,333 | 114,827 | 131,652 | 147,616 | 138,447 | 140,407 |      |
| FEB                         | 100,320 | 102,052 | 112,579 | 113,726 | 131,946 | 137,636 | 132,612 | 142,914 |      |
| MAR                         | 98,623  | 99,460  | 112,081 | 115,451 | 129,495 | 144,182 | 131,626 | 144,884 |      |
| APR                         | 97,903  | 101,161 | 113,971 | 116,884 | 130,677 | 151,474 | 127,193 | 149,761 |      |
| MAI                         | 100,853 | 107,842 | 115,005 | 115,382 | 132,846 | 153,043 | 139,521 | 147,083 |      |
| JUN                         | 101,240 | 109,854 | 114,170 | 114,256 | 134,908 | 154,965 | 143,368 | 139,613 |      |
| JUL                         | 98,783  | 107,718 | 111,646 | 109,576 | 130,578 | 159,052 | 133,510 | 133,023 |      |
| AUG                         | 105,045 | 108,246 | 111,915 | 109,268 | 144,642 | 158,294 | 123,700 | 135,902 |      |
| SEP                         | 108,028 | 111,086 | 112,561 | 113,091 | 162,506 | 154,958 | 126,773 | 143,329 |      |
| OCT                         | 108,330 | 109,316 | 112,113 | 115,768 | 153,937 | 148,894 | 126,425 | 150,250 |      |
| NOV                         | 111,258 | 110,622 | 111,602 | 119,623 | 148,414 | 142,475 | 121,754 | 159,546 |      |
| DEC                         | 111,603 | 113,296 | 112,460 | 126,503 | 147,376 | 143,043 | 128,318 | 162,802 |      |
| <u>Pays : LUXEMBOURG</u>    |         |         |         |         |         |         |         |         |      |
| <u>Marché : Ø 2 MARCHES</u> |         |         |         |         |         |         |         |         |      |
| JAN                         | 98,405  | 107,847 | 108,393 | 117,418 | 130,930 | 139,219 | 131,433 | 134,176 |      |
| FEB                         | 94,613  | 100,888 | 105,771 | 116,694 | 130,556 | 134,914 | 137,070 | 144,797 |      |
| MAR                         | 94,193  | 98,926  | 106,688 | 114,637 | 129,083 | 133,310 | 133,814 | 150,226 |      |
| APR                         | 92,650  | 97,802  | 105,248 | 113,462 | 126,936 | 136,116 | 127,700 | 153,942 |      |
| MAI                         | 94,018  | 99,782  | 104,582 | 110,357 | 128,650 | 137,592 | 124,539 | 152,250 |      |
| JUN                         | 91,945  | 100,682 | 104,892 | 107,218 | 125,426 | 134,730 | 127,012 | 149,125 |      |
| JUL                         | 90,223  | 98,061  | 101,433 | 102,660 | 122,234 | 135,240 | 123,424 | 140,744 |      |
| AUG                         | 97,520  | 99,776  | 98,940  | 104,423 | 134,049 | 135,999 | 116,452 | 144,713 |      |
| SEP                         | 99,785  | 103,368 | 101,552 | 109,124 | 143,652 | 139,002 | 116,976 | 157,256 |      |
| OCT                         | 103,540 | 101,549 | 103,817 | 111,716 | 137,671 | 136,715 | 121,925 | 159,759 |      |
| NOV                         | 107,363 | 103,984 | 106,162 | 117,704 | 130,126 | 136,212 | 126,032 | 165,099 |      |
| DEC                         | 109,330 | 108,310 | 112,173 | 123,713 | 129,939 | 135,910 | 128,944 | 176,373 |      |
| <u>Pays : NEDERLAND</u>     |         |         |         |         |         |         |         |         |      |
| <u>Marché : Ø 2 MARCHES</u> |         |         |         |         |         |         |         |         |      |
| JAN                         | 102,163 | 109,572 | 109,617 | 118,023 | 132,745 | 136,373 | 133,572 | 144,704 |      |
| FEB                         | 99,768  | 105,566 | 106,562 | 115,699 | 130,258 | 131,981 | 131,717 | 144,290 |      |
| MAR                         | 98,593  | 99,076  | 107,428 | 114,357 | 125,834 | 136,392 | 124,984 | 148,870 |      |
| APR                         | 99,678  | 99,044  | 105,952 | 107,192 | 124,104 | 137,271 | 127,004 | 147,588 |      |
| MAI                         | 100,808 | 102,670 | 108,834 | 105,740 | 128,338 | 131,690 | 124,127 | 143,186 |      |
| JUN                         | 91,920  | 98,873  | 101,230 | 96,693  | 119,801 | 131,631 | 120,636 | 134,311 |      |
| JUL                         | 93,473  | 94,286  | 94,488  | 87,683  | 117,666 | 134,884 | 108,958 | 132,980 |      |
| AUG                         | 99,625  | 98,653  | 90,869  | 96,658  | 140,515 | 132,979 | 106,192 | 136,643 |      |
| SEP                         | 105,873 | 98,595  | 97,891  | 105,948 | 141,909 | 135,286 | 111,484 | 145,800 |      |
| OCT                         | 106,190 | 94,577  | 103,247 | 110,996 | 130,666 | 136,641 | 114,115 | 151,729 |      |
| NOV                         | 113,235 | 104,001 | 104,682 | 121,152 | 131,751 | 131,692 | 116,910 | 161,028 |      |
| DEC                         | 117,598 | 111,043 | 116,829 | 133,163 | 144,975 | 128,783 | 134,141 | 176,973 |      |



DG VI/O 4

PRODUIT : VEAUX VIVANTS

UC/100 kg

| PERIODE                      | 1968   | 1969   | 1970   | 1971   | 1972   | 1973    | 1974    | 1975    | 1976 |
|------------------------------|--------|--------|--------|--------|--------|---------|---------|---------|------|
| <u>C. PRIX DE MARCHÉ</u>     |        |        |        |        |        |         |         |         |      |
| <u>Pays : DANMARK</u>        |        |        |        |        |        |         |         |         |      |
| <u>Marché : KØBENHAVN</u>    |        |        |        |        |        |         |         |         |      |
| JAN                          | 49,503 | 59,910 | 57,383 | 58,156 | 67,178 | 92,582  | 89,279  | 86,220  |      |
| FEB                          | 50,790 | 57,112 | 59,062 | 58,490 | 69,338 | 91,957  | 85,969  | 85,837  |      |
| MAR                          | 52,260 | 57,763 | 60,400 | 59,333 | 73,114 | 91,574  | 86,427  | 91,371  |      |
| APR                          | 52,268 | 57,303 | 61,645 | 62,009 | 78,667 | 93,843  | 87,421  | 96,394  |      |
| MAI                          | 52,603 | 58,490 | 64,658 | 63,953 | 84,153 | 98,452  | 84,920  | 98,854  |      |
| JUN                          | 50,110 | 58,440 | 62,467 | 62,044 | 87,975 | 95,008  | 80,651  | 98,439  |      |
| JUL                          | 48,508 | 58,669 | 63,271 | 59,093 | 82,302 | 92,882  | 80,642  | 95,336  |      |
| AUG                          | 49,800 | 60,045 | 62,647 | 59,157 | 86,708 | 93,067  | 85,648  | 97,543  |      |
| SEP                          | 52,860 | 59,489 | 62,822 | 58,778 | 86,744 | 93,909  | 87,289  | 100,001 |      |
| OCT                          | 53,508 | 56,583 | 60,572 | 57,931 | 86,751 | 94,472  | 90,115  | 100,054 |      |
| NOV                          | 53,915 | 54,273 | 58,511 | 58,379 | 89,559 | 90,412  | 87,773  | 99,585  |      |
| DEC                          | 57,438 | 53,675 | 58,000 | 63,393 | 93,051 | 90,747  | 87,157  | 103,226 |      |
| <u>Pays : IRELAND</u>        |        |        |        |        |        |         |         |         |      |
| <u>Marché : 2 5 MARCHES</u>  |        |        |        |        |        |         |         |         |      |
| JAN                          |        |        |        |        |        | 141,228 | 102,736 | 63,045  |      |
| FEB                          |        |        |        |        |        | 135,502 | 93,088  | 71,263  |      |
| MAR                          |        |        |        |        |        | 127,220 | 92,069  | 63,665  |      |
| APR                          |        |        |        |        |        | 123,390 | 83,343  | 60,559  |      |
| MAI                          |        |        |        |        |        | 122,511 | 76,297  | 61,521  |      |
| JUN                          |        |        |        |        |        | 124,649 | 71,592  | 61,720  |      |
| JUL                          |        |        |        |        |        | 118,709 | 72,276  | 69,662  |      |
| AUG                          |        |        |        |        |        | 125,011 | 70,511  | 74,785  |      |
| SEP                          |        |        |        |        |        | 122,606 | 64,505  | 79,977  |      |
| OCT                          |        |        |        |        |        | 114,299 | 61,657  | 78,794  |      |
| NOV                          |        |        |        |        |        | 115,069 | 63,438  | 86,202  |      |
| DEC                          |        |        |        |        |        | 107,208 | 65,180  | 80,168  |      |
| <u>Pays : UNITED KINGDOM</u> |        |        |        |        |        |         |         |         |      |
| <u>Marché : SMITHFIELD</u>   |        |        |        |        |        |         |         |         |      |
| JAN                          |        |        |        |        |        | 145,909 | 133,296 | 120,742 |      |
| FEB                          |        |        |        |        |        | 144,478 | 122,731 | 114,324 |      |
| MAR                          |        |        |        |        |        | 147,422 | 120,841 | 116,081 |      |
| APR                          |        |        |        |        |        | 147,516 | 122,887 | 122,567 |      |
| MAI                          |        |        |        |        |        | 152,432 | 119,337 | 128,508 |      |
| JUN                          |        |        |        |        |        | 148,515 | 115,697 | 128,878 |      |
| JUL                          |        |        |        |        |        | 150,758 | 107,280 | 124,185 |      |
| AUG                          |        |        |        |        |        | 152,684 | 107,703 | 115,510 |      |
| SEP                          |        |        |        |        |        | 152,708 | 116,123 | 122,743 |      |
| OCT                          |        |        |        |        |        | 153,998 | 112,541 | 129,822 |      |
| NOV                          |        |        |        |        |        | 146,866 | 109,407 | 147,950 |      |
| DEC                          |        |        |        |        |        | 140,713 | 113,717 | 152,419 |      |

PRODUITS : Bovins vivants  
Veaux vivants

QUALITES ET MARCHES REPRESENTATIFS :

BELGIE/BELGIE :

Marché : Anderlecht

Qualités : Gros bovins : Boeufs et génisses 60% et 55%  
Taureaux 60% et 55%  
Vaches 55% et 50%  
Bétail de fabrication  
Veaux : Extra blancs  
Bons  
Ordinaires  
Médiocres

DANMARK :

Centre de cotation : København

Qualités : Gros bovins : Stude : Prima, 1.Kl, 2.Kl  
Kvier : Prima, 1.Kl, 2.Kl.  
Køer met Kalvetaender : Prima, 1.Kl.  
Køer : 1.Kl, 2.Kl., 3.Kl.  
Tyre : Prima, 1.Kl., 2.Kl.  
Ungtyre 220-500 Kg : Prima, 1.Kl., 2.Kl.  
Veaux : Kalve Prima, 1.Kl., 2.Kl.

DEUTSCHLAND (BR) :

Marchés : Ø Augsburg, Bochum, Braunschweig, Düsseldorf, Frankfurt/Main, Freiburg, Hamburg, Hannover, Kassel, Köln, München, Nürnberg, Regensburg, Stuttgart

Qualités : Gros bovins : Ochsen KIA, K1B  
Bullen KIA, K1B, K1C  
Kühe KIA, K1B, K1C, K1D  
Färsen KIA, K1B, K1C  
Veaux : Kälber KIA, K1B, K1C, K1D

FRANCE :

Marchés : Gros bovins : Ø Bordeaux, Lyon, Nancy, Nîmes, Rouen, Valenciennes, Fougères, Parthenay, Paris (Centre de cotation)  
Veaux : Ø Centre, Centre Est/Est, Nord/Nord Ouest, Ouest, Sud Ouest

Qualités : Gros bovins : Jeunes bovins FRAN  
Boeufs FRAN  
Génisses FRAN  
Vaches FRANCE  
Taureaux RA  
Veaux : Veaux blancs FRA  
rosé clair RAN  
rosé RAN  
rouge AN

IRELAND :

Marchés : Gros bovins : Ø Ballymahon, Bandon, Dublin (Ganly), Kilkenny - Maynooth  
Veaux : Bandon

Qualités : Gros bovins : Heifers I, II, III  
Steers I, II, III, IV, V  
Cows I, II, III  
Veaux : Young calves

ITALIA :

Marchés : a) Zone excéd. : Ø Modena, Cremona, Firenze, Macerata, Padova, Reggio-Emilia, Chivasso  
b) Zone défic. : Roma

Qualités : Gros bovins : Vitelloni 1a, 2a qual.  
Buoi 1a, 2a qual.  
Vacche 1a, 2a, 3a qual.  
Veaux : Vitelli 1a, 2a qual.

LUXEMBOURG :

Marchés : : Ø Luxembourg, Esch s/Alzette  
 Qualités : Gros bovins : Boeufs, génisses, taureaux extra, A, AA - Vaches extra, AA, A, B  
 Veaux

NEDERLAND :


Marchés : Gros bovins : Ø Leiden, 's Hertogenbosch, Zwolle  
 Veaux : Ø Barneveld, 's Hertogenbosch  
 Qualités : Gros bovins : Stieren 1e, 2e kw.  
 Vaarken 1e, 2e kw.  
 Koeien 1e, 2e, 3e kw.  
 Worstkoeien  
 Veaux : Kalveren 1e, 2e, 3e kw.

UNITED KINGDOM :

Marchés : Gros bovins : a) Great Britain : Ø Aberdeen, Ashford, Ayr, Banbury, Boroughbridge, Bridgnorth, Bury, St. Edmunds, Carlisle, Carmarthon, Chelmsford, Darlington, Driffield, Edinburgh, Exeter, Gainsborough, Gisburn, Gloucester, Guildford, Kettering, Kidderminster, Lanark, Launceston, Leicester, Llangefni, Malton, Maud, Northampton, Norwich, Perth, Preston, Rugby, St. Asaph, Sterling, Sturminster Newton, Tyn-side, Welshpool  
 b) Northern Ireland : Ø Moy, Newry, Omagh, White Abbey, Belfast, Clogher, Markethill, Smithfield  
 Veaux :  
 Qualités : Gros bovins : a) Great Britain : Steers light, medium  
 Heifers heavy, light, medium/heavy  
 Cows I, II, III  
 b) Northern Ireland : Steers U, LM, LN, T  
 Heifers U/L, T  
 Steers and Heifers E  
 Cows  
 Veaux : English fats

II. PRODUITS ANIMAUX

3. Oeufs



DO VI/0 4

## PRODUIT : O R U F B

UC/100kg

| PERIODE                                     | 1968  | 1969  | 1970  | 1971  | 1972                     | 1973  | 1974                | 1975  | 1976  |
|---|-------|-------|-------|-------|--------------------------|-------|---------------------|-------|-------|
| <u>A. PRIX D'EGLOSE</u>                     |       |       |       |       |                          |       |                     |       |       |
| JAN   | 50,97 | 48,11 | 47,23 | 49,11 | 51,61                    | 47,09 | 57,35               | 76,42 | 70,57 |
| FEB   | 49,71 | 46,58 | 47,23 | 51,54 | 48,52                    | 48,43 | 61,90               | 77,52 |       |
| MAR   | 49,71 | 46,58 | 47,23 | 51,54 | 48,52                    | 48,43 | 61,90               | 77,52 |       |
| APR   | 49,71 | 46,58 | 47,23 | 51,54 | 48,52                    | 48,43 | 61,90               | 77,52 |       |
| MAI   | 48,76 | 46,58 | 47,23 | 53,22 | 47,59                    | 52,67 | 65,73               | 79,74 |       |
| JUN   | 48,76 | 46,58 | 47,23 | 53,22 | <u>46,06</u><br>46,06,06 | 52,67 | 65,73               | 79,74 |       |
| JUL   | 48,76 | 46,58 | 47,23 | 53,22 | 46,06                    | 52,67 | 65,73               | 79,74 |       |
| AUG   | 48,11 | 47,23 | 47,92 | 53,11 | 47,09                    | 55,02 | 76,42               | 75,52 |       |
| SEP   | 48,11 | 47,23 | 47,92 | 53,11 | 47,09                    | 55,02 | 76,42               | 75,52 |       |
| OCT   | 48,11 | 47,23 | 47,92 | 53,11 | 47,09                    | 55,02 | 76,42               | 75,52 |       |
| NOV   | 48,11 | 47,23 | 49,11 | 51,61 | 47,09                    | 57,35 | 76,42               | 70,57 |       |
| DEC   | 48,11 | 47,23 | 49,11 | 51,61 | 47,09                    | 57,35 | 76,42               | 70,57 |       |
| <u>B. PRELEVEMENTS A L'IMPORTATION P.T.</u> |       |       |       |       |                          |       |                     |       |       |
| JAN   | 12,12 | 15,57 | 16,40 | 14,78 | 13,65                    | 19,01 | 10,53               | 4,55  | 15,00 |
| FEB   | 13,16 | 16,84 | 16,40 | 12,76 | 16,21                    | 17,90 | 6,77                | 3,97  |       |
| MAR   | 13,16 | 16,84 | 16,40 | 12,76 | 16,21                    | 17,90 | 6,77                | 3,97  |       |
| APR   | 13,16 | 16,84 | 16,40 | 12,76 | 16,21                    | 17,90 | 6,77                | 3,97  |       |
| MAI   | 13,95 | 16,84 | 16,40 | 11,37 | 16,98                    | 14,39 | 3,59                | 3,97  |       |
| JUN   | 13,95 | 16,84 | 16,40 | 11,37 | <u>18,25</u><br>18,25    | 14,39 | 3,59                | 3,97  |       |
| JUL   | 13,95 | 16,84 | 16,40 | 11,37 | 18,25                    | 14,39 | 3,59                | 3,97  |       |
| AUG   | 15,57 | 16,40 | 15,76 | 12,41 | 19,01                    | 12,47 | 3,97                | 10,42 |       |
| SEP   | 15,57 | 16,40 | 15,76 | 12,41 | 19,01                    | 12,47 | 3,97                | 10,42 |       |
| OCT   | 15,57 | 16,40 | 15,76 | 12,41 | 19,01                    | 12,47 | <u>3,97</u><br>3,97 | 10,42 |       |
| NOV   | 15,57 | 16,40 | 14,78 | 13,65 | 19,01                    | 10,53 | 4,55                | 15,00 |       |
| DEC   | 15,57 | 16,40 | 14,78 | 13,65 | 19,01                    | 10,53 | 4,55                | 15,00 |       |

## PRODUIT : O E U F S - Classe A 4

UC/100kg

| PERIODE                       | 1968  | 1969  | 1970  | 1971   | 1972  | 1973   | 1974  | 1975  | 1976 |
|-------------------------------|-------|-------|-------|--------|-------|--------|-------|-------|------|
| <b>C. PRIX DE MARCHÉ</b>      |       |       |       |        |       |        |       |       |      |
| <b>Pays : BELGIQUE/BELGIE</b> |       |       |       |        |       |        |       |       |      |
| <b>Marché : KRUISHOUTEM</b>   |       |       |       |        |       |        |       |       |      |
| JAN                           | 52,90 | 57,07 | 45,24 | 56,48  | 54,74 | 45,52  | 73,36 | 49,69 |      |
| FEB                           | 45,59 | 52,55 | 47,33 | 48,98  | 51,16 | 44,13  | 69,25 | 48,89 |      |
| MAR                           | 53,94 | 65,42 | 47,26 | 53,59  | 54,08 | 58,46  | 67,16 | 53,52 |      |
| APR                           | 53,59 | 58,81 | 39,32 | 47,75  | 49,59 | 60,03  | 56,45 | 54,15 |      |
| MAI                           | 51,16 | 47,33 | 33,76 | 34,38  | 47,15 | 64,24  | 54,57 | 45,69 |      |
| JUN                           | 49,94 | 48,37 | 30,55 | 42,46  | 42,46 | 52,76  | 43,15 | 39,32 |      |
| JUL                           | 49,94 | 46,98 | 35,15 | 38,63  | 37,24 | 52,90  | 38,56 | 41,34 |      |
| AUG                           | 57,07 | 48,72 | 36,54 | 45,17  | 40,72 | 61,53  | 43,57 | 43,99 |      |
| SEP                           | 59,86 | 51,85 | 38,14 | 60,48  | 42,39 | 70,75  | 60,03 | 49,07 |      |
| OCT                           | 66,12 | 46,98 | 38,63 | 56,31  | 47,43 | 84,49  | 58,67 | 52,51 |      |
| NOV                           | 74,12 | 50,46 | 51,43 | 59,96  | 56,38 | 88,15  | 63,51 | 55,38 |      |
| DEC                           | 72,73 | 50,46 | 45,38 | 71,76  | 52,30 | 87,63  | 55,33 | 63,73 |      |
| <b>Pays : DEUTSCHLAND</b>     |       |       |       |        |       |        |       |       |      |
| <b>Marché : NIEBERSACHSEN</b> |       |       |       |        |       |        |       |       |      |
| JAN                           | 62,81 | 62,10 | 51,73 | 67,18  | 61,70 | 52,20  | 81,20 | 58,86 |      |
| FEB                           | 56,62 | 61,96 | 52,29 | 58,15  | 56,53 | 49,82  | 68,98 | 56,62 |      |
| MAR                           | 63,55 | 77,59 | 54,71 | 59,56  | 60,95 | 66,27  | 70,79 | 61,85 |      |
| APR                           | 66,47 | 70,56 | 42,35 | 58,62  | 58,29 | 69,22  | 65,23 | 64,18 |      |
| MAI                           | 60,13 | 57,63 | 36,42 | 41,64  | 53,87 | 71,74  | 61,04 | 56,38 |      |
| JUN                           | 53,98 | 56,43 | 31,67 | 46,25  | 49,68 | 62,47  | 52,34 | 48,92 |      |
| JUL                           | 55,18 | 56,72 | 38,42 | 43,41  | 42,35 | 60,04  | 46,11 | 48,06 |      |
| AUG                           | 63,13 | 66,63 | 40,32 | 50,77  | 46,74 | 67,42  | 51,63 | 56,21 |      |
| SEP                           | 67,44 | 60,08 | 40,70 | 62,71  | 47,32 | 72,88  | 67,41 | 61,89 |      |
| OCT                           | 72,49 | 56,05 | 41,99 | 63,70  | 55,91 | 84,71  | 67,27 | 61,02 |      |
| NOV                           | 78,82 | 60,08 | 56,81 | 68,03  | 63,52 | 95,03  | 74,74 | 66,66 |      |
| DEC                           | 81,66 | 55,23 | 51,05 | 78,54  | 60,76 | 94,61  | 64,28 | 76,43 |      |
| <b>Pays : FRANCE</b>          |       |       |       |        |       |        |       |       |      |
| <b>Marché : PARIS</b>         |       |       |       |        |       |        |       |       |      |
| JAN                           | 36,46 | 39,29 | 52,60 | 62,66  | 64,88 | 54,76  | 87,18 | 59,71 |      |
| FEB                           | 32,21 | 36,05 | 51,43 | 59,18  | 65,95 | 50,59  | 75,56 | 56,11 |      |
| MAR                           | 34,23 | 40,31 | 54,10 | 58,20  | 64,50 | 63,60  | 79,26 | 64,91 |      |
| APR                           | 32,61 | 36,05 | 49,78 | 56,20  | 57,26 | 61,68  | 69,27 | 68,80 |      |
| MAI                           | 34,84 | 34,03 | 42,82 | 46,86  | 55,70 | 71,87  | 67,76 | 60,31 |      |
| JUN                           | 35,24 | 33,42 | 40,23 | 57,61  | 56,43 | 62,40  | 56,83 | 50,72 |      |
| JUL                           | 34,43 | 35,65 | 50,32 | 56,08  | 56,43 | 67,48  | 50,16 | 58,90 |      |
| AUG                           | 39,70 | 36,66 | 48,22 | 61,93  | 57,02 | 69,83  | 56,23 | 65,36 |      |
| SEP                           | 40,71 | 43,55 | 53,92 | 82,23  | 58,27 | 84,74  | 81,23 | 79,63 |      |
| OCT                           | 44,16 | 36,26 | 52,06 | 75,19  | 59,83 | 92,98  | 79,13 | 68,23 |      |
| NOV                           | 49,62 | 38,89 | 62,87 | 80,86  | 68,64 | 101,17 | 90,57 | 73,51 |      |
| DEC                           | 51,45 | 43,95 | 59,25 | 101,18 | 69,20 | 101,17 | 75,66 | 85,25 |      |

DG VI/G 4

PRODUIT : O E U F S - Classe A 4

UC/100kg

| PERIODE                   | 1968  | 1969  | 1970  | 1971  | 1972  | 1973   | 1974   | 1975  | 1976 |
|---------------------------|-------|-------|-------|-------|-------|--------|--------|-------|------|
| <b>C. PRIX DE MARGHE</b>  |       |       |       |       |       |        |        |       |      |
| <b>Pays : ITALIA</b>      |       |       |       |       |       |        |        |       |      |
| <b>Marché : MILANO</b>    |       |       |       |       |       |        |        |       |      |
| JAN                       | 62,36 | 70,16 | 52,60 | 57,07 | 65,60 | 60,91  | 82,89  | 62,25 |      |
| FEB                       | 56,52 | 70,16 | 51,42 | 58,83 | 64,03 | 57,43  | 71,80  | 56,40 |      |
| MAR                       | 56,52 | 70,71 | 54,10 | 65,09 | 67,79 | 65,15  | 67,20  | 66,32 |      |
| APR                       | 57,07 | 68,21 | 49,78 | 63,61 | 57,07 | 66,48  | 61,43  | 71,54 |      |
| MAI                       | 55,68 | 58,88 | 42,82 | 54,65 | 48,72 | 71,69  | 55,72  | 59,95 |      |
| JUN                       | 55,68 | 63,00 | 40,23 | 56,55 | 46,08 | 71,55  | 56,82  | 62,67 |      |
| JUL                       | 55,96 | 62,36 | 50,32 | 57,49 | 48,72 | 79,71  | 50,38  | 60,30 |      |
| AUG                       | 66,54 | 64,17 | 48,22 | 59,68 | 51,36 | 86,03  | 51,92  | 69,44 |      |
| SEP                       | 67,37 | 70,46 | 53,92 | 76,00 | 65,42 | 94,66  | 73,86  | 86,80 |      |
| OCT                       | 71,27 | 61,25 | 52,06 | 70,66 | 62,31 | 103,01 | 72,77  | 80,81 |      |
| NOV                       | 77,40 | 62,64 | 62,87 | 69,97 | 61,94 | 99,85  | 72,48  | 87,06 |      |
| DEC                       | 91,59 | 66,12 | 59,25 | 77,40 | 70,30 | 108,76 | 79,38  | 93,40 |      |
| <b>Pays : LUXEMBOURG</b>  |       |       |       |       |       |        |        |       |      |
| <b>Marché : OVIOLUX</b>   |       |       |       |       |       |        |        |       |      |
| JAN                       | 77,60 | 81,08 | 68,14 | 68,28 | 84,63 | 72,73  | 107,32 | 74,65 |      |
| FEB                       | 72,38 | 73,78 | 62,33 | 72,49 | 74,47 | 69,60  | 95,25  | 73,32 |      |
| MAR                       | 72,38 | 78,65 | 64,52 | 69,60 | 78,86 | 80,11  | 94,34  | 74,54 |      |
| APR                       | 69,60 | 76,21 | 59,16 | 72,11 | 75,38 | 85,96  | 86,03  | 81,19 |      |
| MAI                       | 67,16 | 67,16 | 58,71 | 68,45 | 70,33 | 87,56  | 80,35  | 74,40 |      |
| JUN                       | 65,42 | 66,82 | 57,98 | 69,84 | 68,42 | 79,00  | 70,54  | 68,63 |      |
| JUL                       | 64,73 | 68,56 | 60,90 | 69,74 | 63,79 | 76,46  | 63,79  | 64,76 |      |
| AUG                       | 69,60 | 72,38 | 58,71 | 69,60 | 68,76 | 83,97  | 65,67  | 68,35 |      |
| SEP                       | 72,04 | 74,12 | 56,55 | 81,78 | 69,60 | 91,84  | 78,30  | 79,46 |      |
| OCT                       | 76,21 | 71,34 | 63,79 | 81,61 | 70,57 | 104,09 | 85,05  | 74,77 |      |
| NOV                       | 82,82 | 78,30 | 66,71 | 80,49 | 79,45 | 114,63 | 86,03  | 80,62 |      |
| DEC                       | 91,52 | 81,08 | 69,60 | 94,52 | 83,90 | 114,63 | 85,05  | 88,79 |      |
| <b>Pays : NEDERLAND</b>   |       |       |       |       |       |        |        |       |      |
| <b>Marché : BARNEVELD</b> |       |       |       |       |       |        |        |       |      |
| JAN                       | 62,81 | 62,10 | 48,55 | 49,69 | 59,18 | 51,06  | 75,34  | 51,94 |      |
| FEB                       | 56,62 | 61,96 | 49,47 | 50,23 | 57,25 | 49,22  | 71,90  | 50,78 |      |
| MAR                       | 63,55 | 77,59 | 50,81 | 57,73 | 57,82 | 64,87  | 64,53  | 55,89 |      |
| APR                       | 66,47 | 70,56 | 42,20 | 52,64 | 52,58 | 66,38  | 54,22  | 55,13 |      |
| MAI                       | 60,13 | 57,63 | 35,86 | 37,15 | 45,03 | 61,77  | 51,19  | 43,86 |      |
| JUN                       | 53,98 | 56,43 | 29,75 | 42,68 | 41,19 | 52,06  | 43,15  | 38,91 |      |
| JUL                       | 55,18 | 56,72 | 42,35 | 43,36 | 37,64 | 51,38  | 40,83  | 40,83 |      |
| AUG                       | 65,13 | 66,63 | 43,80 | 53,89 | 41,62 | 59,54  | 46,44  | 44,74 |      |
| SEP                       | 67,44 | 60,08 | 40,14 | 57,68 | 44,46 | 65,36  | 56,80  | 49,83 |      |
| OCT                       | 72,49 | 56,05 | 41,92 | 58,31 | 51,05 | 81,91  | 62,20  | 53,08 |      |
| NOV                       | 78,82 | 60,08 | 54,22 | 62,29 | 61,96 | 89,29  | 66,29  | 59,55 |      |
| DEC                       | 81,66 | 55,28 | 49,17 | 74,21 | 55,92 | 91,16  | 58,72  | 67,39 |      |



DO VI/0 4

PRODUIT : O E U F S - Classe A 4

UC/100kg

| PERIODE                      | 1968 | 1969 | 1970 | 1971 | 1972  | 1973   | 1974   | 1975   | 1976 |
|------------------------------|------|------|------|------|-------|--------|--------|--------|------|
| <b>C. PRIX DE MARCHÉ</b>     |      |      |      |      |       |        |        |        |      |
| <u>Pays : DANMARK</u>        |      |      |      |      |       |        |        |        |      |
| <u>Marché : Ø DU PAYS</u>    |      |      |      |      |       |        |        |        |      |
| JAN                          |      |      |      |      |       |        | 98,31  | 88,01  |      |
| FEB                          |      |      |      |      |       |        | 87,75  | 86,43  |      |
| MAR                          |      |      |      |      |       |        | 87,75  | 86,43  |      |
| APR                          |      |      |      |      |       | 78,51  | 87,75  | 86,43  |      |
| MAI                          |      |      |      |      |       | 78,51  | 86,04  | 86,43  |      |
| JUN                          |      |      |      |      |       | 78,51  | 83,79  | 85,38  |      |
| JUL                          |      |      |      |      |       | 78,51  | 82,08  | 80,23  |      |
| AUG                          |      |      |      |      |       | 79,83  | 82,47  | 78,51  |      |
| SEP                          |      |      |      |      |       | 83,13  | 83,13  | 82,47  |      |
| OCT                          |      |      |      |      |       | 90,39  | 87,35  | 82,21  |      |
| NOV                          |      |      |      |      |       | 96,06  | 90,39  | 90,13  |      |
| DEC                          |      |      |      |      |       | 98,31  | 90,39  | 91,71  |      |
| <u>Pays : IRELAND</u>        |      |      |      |      |       |        |        |        |      |
| <u>Marché : Ø DU PAYS</u>    |      |      |      |      |       |        |        |        |      |
| JAN                          |      |      |      |      |       |        | 144,37 | 98,89  |      |
| FEB                          |      |      |      |      |       |        | 133,38 | 93,24  |      |
| MAR                          |      |      |      |      |       |        | 125,54 | 90,41  |      |
| APR                          |      |      |      |      |       |        | 125,54 | 77,70  |      |
| MAI                          |      |      |      |      |       |        | 122,40 | 101,71 |      |
| JUN                          |      |      |      |      |       | 81,60  | 109,84 | 96,06  |      |
| JUL                          |      |      |      |      |       | 81,60  | 105,14 | 96,06  |      |
| AUG                          |      |      |      |      |       | 97,29  | 106,70 | 87,62  |      |
| SEP                          |      |      |      |      |       | 120,83 | 116,12 | 89,75  |      |
| OCT                          |      |      |      |      |       | 123,97 | 106,78 | 97,44  |      |
| NOV                          |      |      |      |      |       | 131,81 | 105,95 | 95,49  |      |
| DEC                          |      |      |      |      |       | 138,09 | 107,36 | 97,78  |      |
| <u>Pays : UNITED KINGDOM</u> |      |      |      |      |       |        |        |        |      |
| <u>Marché : Ø DU PAYS</u>    |      |      |      |      |       |        |        |        |      |
| JAN                          |      |      |      |      | 49,17 | 52,83  | 119,67 | 74,09  |      |
| FEB                          |      |      |      |      | 48,37 | 59,57  | 97,38  | 76,56  |      |
| MAR                          |      |      |      |      | 55,75 | 71,18  | 93,15  | 83,01  |      |
| APR                          |      |      |      |      | 43,43 | 79,81  | 83,42  | 93,34  |      |
| MAI                          |      |      |      |      | 42,56 | 80,03  | 86,31  | 87,35  |      |
| JUN                          |      |      |      |      | 40,72 | 73,06  | 75,79  | 71,67  |      |
| JUL                          |      |      |      |      | 37,93 | 68,42  | 65,91  | 65,44  |      |
| AUG                          |      |      |      |      | 39,32 | 83,10  | 67,95  | 68,88  |      |
| SEP                          |      |      |      |      | 45,94 | 101,31 | 85,68  | 79,45  |      |
| OCT                          |      |      |      |      | 51,69 | 110,41 | 90,25  | 74,13  |      |
| NOV                          |      |      |      |      | 52,90 | 110,35 | 90,08  | 77,77  |      |
| DEC                          |      |      |      |      | 57,77 | 120,98 | 91,59  | 83,75  |      |

ECLAIRCISSEMENTS

OEUFS


Produits : Oeufs de poule.

Qualité : A 4 (55-60gr.)-sauf DANM : A 2-4, IREL + U.K. : standard 57,6 gr.

(Il est à remarquer que les prix ne sont pas nécessairement comparables, à cause des différentes conditions de livraison, de stade de commercialisation et de la qualité.)


Marchés :

- BELGIQUE/BELGIE : Marché de Kruishoutem : prix de gros à l'achat, franco marché.
- DANMARK : Prix de gros à la vente.
- DEUTSCHLAND (BR) : Köln : prix de gros à l'achat, franco magasin Nordrhein-Westfalen.
- FRANCE : Marché de Paris-Rungis : prix de gros à la vente, franco marché.
- IRELAND : Marché de Dublin : prix de gros à la vente.
- ITALIA : Milan : prix de gros à l'achat, franco marché.
- LUXEMBOURG : Prix de vente d'OVOLUX (coopérative de producteurs) : prix de gros à la vente, franco détaillant.
- NEDERLAND : Marché de Barneveld : prix de gros à l'achat, franco marché.
- UNITED KINGDOM : Prix de gros à l'achat pour les oeufs "Standard".



II. PRODUITS ANIMAUX

4. Volailles



DO VI/0 4

## PRODUIT : VOLAILLES ABATTUES

## 1. POULES ET POULETS - 70 %

UC/ 100 kg

| PERIODE                                     | 1968  | 1969  | 1970  | 1971  | 1972                  | 1973  | 1974  | 1975  | 1976  |
|---|-------|-------|-------|-------|-----------------------|-------|-------|-------|-------|
| <b>A. PRIX D'ECLUSE</b>                     |       |       |       |       |                       |       |       |       |       |
| JAN   | 71,63 | 69,73 | 69,40 | 70,92 | 72,34                 | 69,13 | 75,54 | 91,59 | 87,87 |
| FEB   | 70,62 | 68,67 | 69,40 | 72,24 | 70,65                 | 70,01 | 78,56 | 92,45 |       |
| MAR   | 70,62 | 68,67 | 69,40 | 72,24 | 70,65                 | 70,01 | 78,56 | 92,45 |       |
| APR   | 70,62 | 68,67 | 69,40 | 72,24 | 70,65                 | 70,01 | 78,56 | 92,45 |       |
| MAI   | 70,06 | 68,67 | 69,83 | 73,02 | 69,77<br>17,5 + 68,76 | 72,45 | 80,81 | 93,84 |       |
| JUN   | 70,06 | 68,67 | 69,83 | 73,02 | 68,76                 | 72,45 | 80,81 | 93,84 |       |
| JUL   | 70,06 | 68,67 | 69,83 | 73,02 | 68,76                 | 72,45 | 80,81 | 93,84 |       |
| AUG   | 69,73 | 69,40 | 70,20 | 72,91 | 69,13                 | 73,72 | 91,59 | 90,84 |       |
| SEP   | 69,73 | 69,40 | 70,20 | 72,91 | 69,13                 | 73,72 | 91,59 | 90,84 |       |
| OCT   | 69,73 | 69,40 | 70,20 | 72,91 | 69,13                 | 73,72 | 91,59 | 90,84 |       |
| NOV   | 69,73 | 69,40 | 70,92 | 72,34 | 69,13                 | 75,54 | 91,59 | 87,87 |       |
| DEC   | 69,73 | 69,40 | 70,92 | 72,34 | 69,13                 | 75,54 | 91,59 | 87,87 |       |
| <b>B. PRELEVEMENTS A L'IMPORTATION P.T.</b> |       |       |       |       |                       |       |       |       |       |
| JAN   | 12,52 | 15,62 | 16,11 | 14,38 | 13,41                 | 18,41 | 11,28 | 5,83  | 14,41 |
| FEB   | 13,66 | 16,82 | 16,11 | 12,90 | 15,30                 | 17,42 | 7,88  | 5,25  |       |
| MAR   | 13,66 | 16,82 | 16,11 | 12,90 | 15,30                 | 17,42 | 7,88  | 5,25  |       |
| APR   | 13,66 | 16,82 | 16,11 | 12,90 | 15,30                 | 17,42 | 7,88  | 5,25  |       |
| MAI   | 14,30 | 16,82 | 15,62 | 12,03 | 16,30<br>17,5 + 17,43 | 14,68 | 5,36  | 5,25  |       |
| JUN   | 14,30 | 16,82 | 15,62 | 12,03 | 17,43                 | 14,68 | 5,36  | 5,25  |       |
| JUL   | 14,30 | 16,82 | 15,62 | 12,03 | 17,43                 | 14,68 | 5,36  | 5,25  |       |
| AUG   | 15,62 | 16,11 | 15,20 | 12,76 | 18,41                 | 13,32 | 5,25  | 11,01 |       |
| SEP   | 15,62 | 16,11 | 15,20 | 12,76 | 18,41                 | 13,32 | 5,25  | 11,01 |       |
| OCT   | 15,62 | 16,11 | 15,20 | 12,76 | 18,41                 | 13,32 | 5,25  | 11,01 |       |
| NOV   | 15,62 | 16,11 | 14,38 | 13,41 | 18,41                 | 11,28 | 5,83  | 14,41 |       |
| DEC   | 15,62 | 16,11 | 14,38 | 13,41 | 18,41                 | 11,28 | 5,83  | 14,41 |       |

DG VI/0 4

## PRODUIT : VOLAILLES ABATTUES

## 1. A. POULETS - 70 %

UC/100 kg

| PERIODE   | 1968  | 1969  | 1970  | 1971  | 1972  | 1973   | 1974  | 1975  | 1976  |
|---|-------|-------|-------|-------|-------|--------|-------|-------|-------|
| <u>C. PRIX DE MARCHÉ</u>                        |       |       |       |       |       |        |       |       |       |
| <u>Pays : BELGIQUE - BELGIE</u>                 |       |       |       |       |       |        |       |       |       |
| <u>Marché : PRIX FRANCO FRONTIERE ALLEMANDE</u> |       |       |       |       |       |        |       |       |       |
| JAN   | 67,25 | 67,25 | 75,41 | 64,21 | 63,39 | 74,59  | 83,06 | 75,96 | 86,34 |
| FEB   | 69,08 | 67,50 | 77,05 | 69,13 | 65,03 | 78,14  | 81,97 | 77,05 |       |
| MAR   | 68,45 | 68,25 | 77,60 | 67,76 | 66,67 | 81,69  | 76,78 | 74,86 |       |
| APR   | 67,88 | 68,00 | 76,78 | 66,12 | 66,12 | 81,14  | 73,50 | 74,59 |       |
| MAI   | 67,75 | 68,25 | 75,14 | 63,66 | 66,12 | 81,69  | 74,32 | 77,60 |       |
| JUN   | 68,83 | 70,00 | 76,23 | 64,75 | 67,76 | 86,34  | 75,96 | 83,33 |       |
| JUL   | 69,95 | 72,75 | 76,23 | 66,12 | 69,13 | 92,62  | 75,96 | 82,79 |       |
| AUG   | 71,50 | 73,25 | 74,32 | 66,39 | 69,40 | 95,36  | 70,49 | 85,23 |       |
| SEP   | 72,63 | 74,25 | -     | 65,03 | 68,31 | 93,17  | 72,40 | 88,30 |       |
| OCT   | 73,50 | 82,07 | -     | 64,75 | 67,76 | 92,08  | 73,77 | 88,86 |       |
| NOV   | 71,25 | 77,32 | 62,97 | 64,48 | 66,94 | 87,70  | 74,59 | 87,46 |       |
| DEC   | 69,75 | 74,32 | 63,11 | 63,66 | 69,13 | 80,33  | 74,59 | 86,34 |       |
| <u>Pays : DEUTSCHLAND</u>                       |       |       |       |       |       |        |       |       |       |
| <u>Marché : Ø DU PAYS</u>                       |       |       |       |       |       |        |       |       |       |
| JAN   | 72,75 | 74,50 | 80,10 | 73,00 | 69,10 | 83,31  | 95,41 | 86,67 |       |
| FEB   | 75,00 | 74,75 | 82,20 | 74,90 | 70,50 | 86,31  | 96,58 | 87,21 |       |
| MAR   | 75,00 | 74,75 | 81,40 | 74,90 | 63,10 | 87,90  | 86,48 | 87,02 |       |
| APR   | 75,00 | 74,50 | 80,10 | 72,40 | 72,70 | 88,39  | 84,10 | 84,51 |       |
| MAI   | 71,25 | 73,75 | 79,50 | 69,70 | 72,70 | 90,03  | 82,02 | 87,05 |       |
| JUN   | 72,75 | 76,25 | 80,60 | 70,20 | 73,80 | 96,67  | 84,40 | 91,07 |       |
| JUL   | 73,75 | 77,75 | 80,60 | 72,40 | 74,90 | 101,09 | 85,11 | 92,90 |       |
| AUG   | 72,50 | 78,50 | 80,90 | 72,70 | 75,40 | 102,10 | 79,93 | 96,40 |       |
| SEP   | 73,50 | 78,75 | 76,20 | 72,40 | 75,40 | 103,42 | 77,05 | 96,40 |       |
| OCT   | 76,75 | 80,17 | 70,80 | 71,60 | 75,40 | 102,27 | 77,60 | 96,54 |       |
| NOV   | 75,00 | -     | 69,70 | 70,80 | 75,40 | 95,60  | 86,61 | 96,96 |       |
| DEC   | 74,50 | 81,97 | 69,90 | 70,50 | 77,35 | 93,85  | 84,81 | 96,96 |       |
| <u>Pays : FRANCE</u>                            |       |       |       |       |       |        |       |       |       |
| <u>Marché : -</u>                               |       |       |       |       |       |        |       |       |       |
| JAN   |       |       |       |       |       |        |       |       |       |
| FEB   |       |       |       |       |       |        |       |       |       |
| MAR   |       |       |       |       |       |        |       |       |       |
| APR   |       |       |       |       |       |        |       |       |       |
| MAI   |       |       |       |       |       |        |       |       |       |
| JUN   |       |       |       |       |       |        |       |       |       |
| JUL   |       |       |       |       |       |        |       |       |       |
| AUG   |       |       |       |       |       |        |       |       |       |
| SEP   |       |       |       |       |       |        |       |       |       |
| OCT   |       |       |       |       |       |        |       |       |       |
| NOV   |       |       |       |       |       |        |       |       |       |
| DEC   |       |       |       |       |       |        |       |       |       |

DO VI/0 4

## PRODUIT : VOLAILLES ABATTUES

1. A. POULETS - 70 %

UC/100 kg

| PERIODE   | 1968   | 1969   | 1970   | 1971   | 1972   | 1973   | 1974   | 1975   | 1976 |
|---|--------|--------|--------|--------|--------|--------|--------|--------|------|
| <u>C. PRIX DE MARCHÉ</u>                          |        |        |        |        |        |        |        |        |      |
| <u>Pays : ITALIA</u>                              |        |        |        |        |        |        |        |        |      |
| <u>Marché : MILANO - A PARTIR DE 1973 : FORLI</u> |        |        |        |        |        |        |        |        |      |
| JAN   | 95,84  | 104,00 | .      | .      | .      | 96,96  | 109,22 | 92,65  |      |
| FEB   | 99,36  | 102,56 | .      | .      | .      | 110,10 | 134,37 | 99,03  |      |
| MAR   | 100,00 | 107,84 | .      | .      | .      | 126,15 | 126,81 | 125,04 |      |
| APR   | 100,00 | 108,16 | .      | .      | .      | 128,86 | 88,68  | 119,48 |      |
| MAI   | 102,88 | 110,72 | .      | .      | .      | 110,59 | 85,15  | 144,96 |      |
| JUN   | 100,16 | 112,96 | .      | .      | .      | 117,01 | 103,04 | 139,94 |      |
| JUL   | 100,00 | 112,48 | .      | .      | .      | 125,39 | 121,14 | 134,93 |      |
| AUG   | 99,04  | 111,20 | .      | .      | .      | 103,88 | 124,27 | 135,59 |      |
| SEP   | 99,84  | 108,80 | .      | .      | .      | 87,26  | 120,95 | 97,83  |      |
| OCT   | 101,60 | 99,20  | .      | .      | .      | 87,74  | 112,33 | 111,73 |      |
| NOV   | 102,88 | 98,40  | .      | .      | .      | 83,38  | 111,30 | 110,82 |      |
| DEC   | 100,48 | .      | .      | .      | .      | 86,28  | 91,72  | 121,88 |      |
| <u>Pays : LUXEMBOURG</u>                          |        |        |        |        |        |        |        |        |      |
| <u>Marché : Ø DU PAYS</u>                         |        |        |        |        |        |        |        |        |      |
| JAN   | 110,00 | 110,00 | 110,00 | 111,30 | 108,00 | 108,00 | 116,00 | 116,00 |      |
| FEB   | 110,00 | 110,00 | 105,50 | 109,70 | 108,00 | 108,00 | 116,58 | 116,00 |      |
| MAR   | 110,00 | 110,00 | 104,00 | 109,20 | 108,00 | 108,38 | 120,00 | 116,00 |      |
| APR   | 110,00 | 110,00 | 104,00 | 109,20 | 108,00 | 110,00 | 119,74 | 116,00 |      |
| MAI   | 110,00 | 110,00 | 104,00 | 99,70  | 108,00 | 110,00 | 116,00 | 116,00 |      |
| JUN   | 110,00 | 110,00 | 104,00 | 106,30 | 108,00 | 110,00 | 116,00 | 116,00 |      |
| JUL   | 110,00 | 110,00 | 104,00 | 108,00 | 108,00 | 110,12 | 119,10 | 114,64 |      |
| AUG   | 110,00 | 110,00 | 102,50 | 108,00 | 108,00 | 112,00 | 117,42 | 116,84 |      |
| SEP   | 110,00 | 110,00 | 102,00 | 108,00 | 108,00 | 112,00 | 116,00 | 116,84 |      |
| OCT   | 110,00 | 110,00 | 99,80  | 108,00 | 108,00 | 115,10 | 116,00 | 119,32 |      |
| NOV   | 110,00 | 110,00 | 99,80  | 108,00 | 108,00 | 116,00 | 116,00 | 120,87 |      |
| DEC   | 110,00 | 110,00 | 100,20 | 108,00 | 108,00 | 116,00 | 116,00 | 120,87 |      |
| <u>Pays : NEDERLAND</u>                           |        |        |        |        |        |        |        |        |      |
| <u>Marché : Ø DU PAYS</u>                         |        |        |        |        |        |        |        |        |      |
| JAN   | 65,19  | 67,40  | 71,80  | 62,40  | 61,30  | 70,83  | 65,00  | 79,89  |      |
| FEB   | 66,37  | 67,13  | 73,50  | 65,20  | 63,00  | 74,03  | 87,12  | 81,20  |      |
| MAR   | 66,37  | 67,40  | 74,30  | 66,60  | 65,20  | 78,09  | 83,46  | 80,41  |      |
| APR   | 66,30  | 67,96  | 73,80  | 65,50  | 66,00  | 81,80  | 77,19  | 79,16  |      |
| MAI   | 65,75  | 68,23  | 73,20  | 63,30  | 65,70  | 82,54  | 78,87  | 80,64  |      |
| JUN   | 66,30  | 68,51  | 73,20  | 63,50  | 66,30  | 86,05  | 81,02  | 84,45  |      |
| JUL   | 67,96  | 70,44  | 73,20  | 65,50  | 67,10  | 92,82  | 80,85  | 87,85  |      |
| AUG   | 68,51  | 71,55  | 72,40  | 66,90  | 68,50  | 98,01  | 76,29  | 89,80  |      |
| SEP   | 69,34  | 72,10  | 69,30  | 65,70  | 68,50  | 100,24 | 74,66  | 90,97  |      |
| OCT   | 70,17  | 74,03  | 64,10  | 64,10  | 67,70  | 97,92  | 76,32  | 92,23  |      |
| NOV   | 69,06  | 74,86  | 60,50  | 63,00  | 66,80  | 92,78  | 78,20  | 91,06  |      |
| DEC   | 67,96  | 72,38  | 61,30  | 62,20  | 68,04  | 88,66  | 79,02  | 91,11  |      |



## PRODUIT : VOLAILLES ABATTUES

## 1. A. POULETS - 70 %

UC/100 kg

| PERIODE                      | 1968 | 1969 | 1970 | 1971 | 1972 | 1973   | 1974   | 1975   | 1976 |
|------------------------------|------|------|------|------|------|--------|--------|--------|------|
| <u>C. PRIX DE MARCHÉ</u>     |      |      |      |      |      |        |        |        |      |
| <u>Pays : DANMARK</u>        |      |      |      |      |      |        |        |        |      |
| <u>Marché : Ø DU PAYS</u>    |      |      |      |      |      |        |        |        |      |
| JAN                          |      |      |      |      |      | .      | 102,93 | 95,14  |      |
| FEB                          |      |      |      |      |      | .      | 100,29 | 91,84  |      |
| MAR                          |      |      |      |      |      | .      | 97,12  | 91,05  |      |
| APR                          |      |      |      |      |      | .      | 93,29  | 91,84  |      |
| MAI                          |      |      |      |      |      | 89,07  | 89,73  | 92,90  |      |
| JUN                          |      |      |      |      |      | 90,79  | 89,73  | 97,52  |      |
| JUL                          |      |      |      |      |      | 97,12  | 89,07  | 96,20  |      |
| AUG                          |      |      |      |      |      | 106,75 | 90,39  | 102,33 |      |
| SEP                          |      |      |      |      |      | 106,88 | 91,05  | 101,87 |      |
| OCT                          |      |      |      |      |      | 103,72 | 91,05  | 101,61 |      |
| NOV                          |      |      |      |      |      | 102,93 | 97,78  | 100,42 |      |
| DEC                          |      |      |      |      |      | 102,93 | 106,75 | 98,97  |      |
| <u>Pays : IRELAND</u>        |      |      |      |      |      |        |        |        |      |
| <u>Marché : Ø DU PAYS</u>    |      |      |      |      |      |        |        |        |      |
| JAN                          |      |      |      |      |      | .      | 112,13 | 118,13 |      |
| FEB                          |      |      |      |      |      | .      | 121,68 | 126,72 |      |
| MAR                          |      |      |      |      |      | .      | 121,68 | 137,46 |      |
| APR                          |      |      |      |      |      | .      | 121,68 | 137,46 |      |
| MAI                          |      |      |      |      |      | .      | 124,06 | 137,46 |      |
| JUN                          |      |      |      |      |      | .      | 126,45 | 137,46 |      |
| JUL                          |      |      |      |      |      | 97,82  | 126,45 | 137,46 |      |
| AUG                          |      |      |      |      |      | 100,21 | 126,45 | 125,39 |      |
| SEP                          |      |      |      |      |      | 112,13 | 128,84 | 124,76 |      |
| OCT                          |      |      |      |      |      | 112,13 | 120,67 | 124,76 |      |
| NOV                          |      |      |      |      |      | 112,13 | 118,13 | 121,98 |      |
| DEC                          |      |      |      |      |      | 112,13 | 118,13 | 131,52 |      |
| <u>Pays : UNITED KINGDOM</u> |      |      |      |      |      |        |        |        |      |
| <u>Marché : LONDON</u>       |      |      |      |      |      |        |        |        |      |
| JAN                          |      |      |      |      |      | 77,78  | 95,20  | 98,81  |      |
| FEB                          |      |      |      |      |      | 79,69  | 93,05  | 101,15 |      |
| MAR                          |      |      |      |      |      | 82,69  | 90,09  | 100,84 |      |
| APR                          |      |      |      |      |      | 84,12  | 88,28  | 88,99  |      |
| MAI                          |      |      |      |      |      | 85,13  | 86,61  | 108,99 |      |
| JUN                          |      |      |      |      |      | 86,99  | 85,60  | 112,20 |      |
| JUL                          |      |      |      |      |      | 93,67  | 84,98  | 112,73 |      |
| AUG                          |      |      |      |      |      | 102,11 | 91,38  | 105,31 |      |
| SEP                          |      |      |      |      |      | 107,98 | 100,21 | 104,77 |      |
| OCT                          |      |      |      |      |      | 110,03 | 101,00 | 102,31 |      |
| NOV                          |      |      |      |      |      | 100,21 | 97,26  | 93,04  |      |
| DEC                          |      |      |      |      |      | 92,48  | 96,16  | 92,89  |      |

DG VI/6 4

## PRODUIT : VOLAILLES ABATTUES

## 1. B. POULES - 70 %

UC/100 kg

| PERIODE                   | 1968  | 1969  | 1970  | 1971  | 1972  | 1973   | 1974   | 1975   | 1976 |
|---------------------------|-------|-------|-------|-------|-------|--------|--------|--------|------|
| <u>C. PRIX DE MARCHÉ</u>  |       |       |       |       |       |        |        |        |      |
| <u>Pays : DEUTSCHLAND</u> |       |       |       |       |       |        |        |        |      |
| <u>Marché : Ø DU PAYS</u> |       |       |       |       |       |        |        |        |      |
| JAN                       | 63,25 | 62,00 | 71,60 | 55,70 | 52,81 | 59,43  | 76,50  | 55,55  |      |
| FEB                       | 61,75 | 62,25 | 71,30 | 62,00 | 51,42 | 61,15  | 76,45  | 55,60  |      |
| MAR                       | 57,25 | 62,50 | 70,20 | 57,70 | 51,50 | 61,15  | 73,99  | 55,60  |      |
| APR                       | 56,75 | 61,50 | 65,50 | 54,60 | 51,50 | 61,15  | 66,69  | 55,55  |      |
| MAI                       | 56,75 | 61,00 | 62,30 | 51,10 | 51,50 | 64,97  | 60,08  | 55,60  |      |
| JUN                       | 57,00 | 60,50 | 60,70 | 48,90 | 51,50 | 75,14  | 57,79  | 55,52  |      |
| JUL                       | 58,50 | 60,00 | 57,90 | 48,40 | 51,50 | 74,10  | 53,69  | 55,05  |      |
| AUG                       | 58,75 | 59,75 | 61,50 | 48,10 | 51,83 | 73,44  | 52,32  | 56,30  |      |
| SEP                       | 59,50 | 61,50 | 63,70 | 51,40 | 51,91 | 73,47  | 52,46  | 57,98  |      |
| OCT                       | 59,50 | 62,00 | 62,60 | 56,60 | 52,08 | 73,47  | 53,09  | 67,04  |      |
| NOV                       | 60,75 | 62,00 | 61,20 | 54,90 | 53,09 | 77,38  | 54,37  | 67,48  |      |
| DEC                       | 61,25 | 60,25 | 58,50 | 54,10 | 54,73 | 76,50  | 55,60  | 67,48  |      |
| <u>Pays : LUXEMBOURG</u>  |       |       |       |       |       |        |        |        |      |
| <u>Marché : Ø DU PAYS</u> |       |       |       |       |       |        |        |        |      |
| JAN                       | 92,00 | 92,00 | 92,00 | 89,60 | 88,00 | 88,00  | 100,00 | 88,00  |      |
| FEB                       | 92,00 | 92,00 | 89,40 | 91,40 | 88,00 | 88,00  | 100,56 | 88,00  |      |
| MAR                       | 92,00 | 92,00 | 83,20 | 92,40 | 88,00 | 89,16  | 104,00 | 88,60  |      |
| APR                       | 92,00 | 92,00 | 83,20 | 92,40 | 88,00 | 94,06  | 103,74 | 88,64  |      |
| MAI                       | 92,00 | 92,00 | 83,20 | 85,80 | 88,00 | 97,60  | 100,00 | 88,64  |      |
| JUN                       | 92,00 | 92,00 | 83,20 | 87,60 | 88,00 | 100,00 | 100,00 | 88,64  |      |
| JUL                       | 92,00 | 92,00 | 83,20 | 88,00 | 88,00 | 100,00 | 96,90  | 88,64  |      |
| AUG                       | 92,00 | 92,00 | 83,20 | 88,00 | 88,00 | 100,00 | 90,84  | 88,64  |      |
| SEP                       | 92,00 | 92,00 | 83,20 | 88,00 | 88,00 | 100,00 | 88,00  | 88,64  |      |
| OCT                       | 92,00 | 92,00 | 83,20 | 88,00 | 88,00 | 100,00 | 88,00  | 96,09  |      |
| NOV                       | 92,00 | 92,00 | 83,20 | 88,00 | 88,00 | 100,00 | 88,00  | 100,73 |      |
| DEC                       | 92,00 | 92,00 | 83,20 | 88,00 | 88,00 | 100,00 | 88,00  | 100,73 |      |
| <u>Pays : NEDERLAND</u>   |       |       |       |       |       |        |        |        |      |
| <u>Marché : Ø DU PAYS</u> |       |       |       |       |       |        |        |        |      |
| JAN                       | 64,09 | 64,64 | 70,20 | 63,30 | 61,13 | 69,48  | 92,26  | 63,16  |      |
| FEB                       | 64,09 | 64,36 | 70,40 | 64,60 | 61,08 | 72,10  | 90,87  | 66,65  |      |
| MAR                       | 62,98 | 64,36 | 71,80 | 64,10 | 62,15 | 75,55  | 88,89  | 67,31  |      |
| APR                       | 62,98 | 65,47 | 71,00 | 64,10 | 62,04 | 82,13  | 81,84  | 64,79  |      |
| MAI                       | 62,71 | 66,57 | 69,90 | 62,20 | 62,10 | 83,09  | 83,20  | 71,61  |      |
| JUN                       | 63,26 | 67,40 | 68,80 | 61,00 | 61,49 | 85,08  | 81,83  | 71,61  |      |
| JUL                       | 63,54 | 67,96 | 69,30 | 61,60 | 61,96 | 86,93  | 78,52  | 72,72  |      |
| AUG                       | 63,26 | 68,51 | 68,00 | 61,30 | 63,87 | 89,20  | 64,96  | 68,24  |      |
| SEP                       | 63,54 | 68,78 | 67,40 | 61,00 | 63,20 | 93,37  | 66,33  | 72,31  |      |
| OCT                       | 63,54 | 69,61 | 66,90 | 61,60 | 62,96 | 93,71  | 67,43  | 76,05  |      |
| NOV                       | 64,36 | 70,99 | 65,50 | 61,60 | 64,45 | 92,20  | 73,59  | 74,50  |      |
| DEC                       | 65,47 | 64,09 | 66,30 | 63,00 | 67,91 | 92,78  | 71,87  | 80,53  |      |

44

DG VI/C 4

## PRODUIT : VOLAILLES ABATTUES

1. B. FOULES - 70 %

UC/100 kg

| PERIODE                      | 1968 | 1969 | 1970 | 1971 | 1972 | 1973  | 1974  | 1975  | 1976 |
|------------------------------|------|------|------|------|------|-------|-------|-------|------|
| <u>G. PRIX DE MARCHÉ</u>     |      |      |      |      |      |       |       |       |      |
| <u>Pays : DANMARK</u>        |      |      |      |      |      |       |       |       |      |
| <u>Marché : Ø DU PAYS</u>    |      |      |      |      |      |       |       |       |      |
| JAN                          |      |      |      |      |      | .     | 79,73 | 84,32 |      |
| FEB                          |      |      |      |      |      | .     | 86,17 | 82,60 |      |
| MAR                          |      |      |      |      |      | .     | 84,45 | 80,49 |      |
| APR                          |      |      |      |      |      | 83,13 | 84,45 | 80,49 |      |
| MAI                          |      |      |      |      |      | 83,13 | 84,45 | 81,42 |      |
| JUN                          |      |      |      |      |      | 83,92 | 84,32 | 84,32 |      |
| JUL                          |      |      |      |      |      | 86,04 | 81,94 | 83,13 |      |
| AUG                          |      |      |      |      |      | 90,65 | 82,47 | 83,13 |      |
| SEP                          |      |      |      |      |      | 91,05 | 81,81 | 83,13 |      |
| OCT                          |      |      |      |      |      | 89,99 | 81,81 | 83,13 |      |
| NOV                          |      |      |      |      |      | 89,73 | 82,74 | 83,13 |      |
| DEC                          |      |      |      |      |      | 89,73 | 83,13 | 83,13 |      |
| <u>Pays : UNITED KINGDOM</u> |      |      |      |      |      |       |       |       |      |
| <u>Marché : LONDON</u>       |      |      |      |      |      |       |       |       |      |
| JAN                          |      |      |      |      |      | 56,83 | -     | 74,71 |      |
| FEB                          |      |      |      |      |      | 63,61 | 93,09 | 80,68 |      |
| MAR                          |      |      |      |      |      | 69,04 | -     | 80,68 |      |
| APR                          |      |      |      |      |      | 75,15 | -     | 79,05 |      |
| MAI                          |      |      |      |      |      | -     | -     | 85,10 |      |
| JUN                          |      |      |      |      |      | -     | -     | 90,63 |      |
| JUL                          |      |      |      |      |      | -     | -     | 90,63 |      |
| AUG                          |      |      |      |      |      | -     | -     | 84,66 |      |
| SEP                          |      |      |      |      |      | -     | -     | 83,20 |      |
| OCT                          |      |      |      |      |      | 81,18 | 74,07 | 82,17 |      |
| NOV                          |      |      |      |      |      | -     | 72,94 | 77,73 |      |
| DEC                          |      |      |      |      |      | -     | 72,19 | 77,41 |      |

DG VI/O 4

## PRODUIT : VOLAILLES ABATTUES

## 2. CANARDS - 70 %

UC/100 kg

| PERIODE                                     | 1968  | 1969  | 1970  | 1971  | 1972           | 1973  | 1974         | 1975   | 1976  |
|---|-------|-------|-------|-------|----------------|-------|--------------|--------|-------|
| <u>A. PRIX D'ECLUSE</u>                     |       |       |       |       |                |       |              |        |       |
| JAN   | 71,28 | 68,36 | 67,47 | 69,27 | 71,93          | 67,44 | 77,64        | 105,56 | 98,32 |
| FEB   | 69,98 | 66,77 | 67,47 | 71,70 | 68,83          | 68,74 | 82,29        | 106,91 |       |
| MAR   | 69,98 | 66,77 | 67,47 | 71,70 | 68,83          | 68,74 | 82,29        | 106,91 |       |
| APR   | 69,98 | 66,77 | 67,47 | 71,70 | 68,83          | 68,74 | 82,29        | 106,91 |       |
| MAI   | 69,00 | 66,77 | 67,47 | 73,44 | 67,91<br>67,51 | 72,99 | 86,11        | 109,66 |       |
| JUN   | 69,00 | 66,77 | 67,47 | 73,44 | 66,36          | 72,99 | 86,11        | 109,66 |       |
| JUL   | 69,00 | 66,77 | 67,47 | 73,44 | 66,36          | 72,99 | 86,11        | 109,66 |       |
| AUG   | 68,36 | 67,47 | 68,13 | 73,38 | 67,44          | 75,28 | 105,56       | 104,44 |       |
| SEP   | 68,36 | 67,47 | 68,13 | 73,38 | 67,44          | 75,28 | 105,56       | 104,44 |       |
| OCT   | 68,36 | 67,47 | 68,13 | 73,38 | 67,44          | 75,28 | 105,56       | 104,44 |       |
| NOV   | 68,36 | 67,47 | 69,27 | 71,93 | 67,44          | 77,64 | 105,56       | 98,32  |       |
| DEC   | 68,36 | 67,47 | 69,27 | 71,93 | 67,44          | 77,64 | 105,56       | 98,32  |       |
| <u>B. PRELEVEMENTS A L'IMPORTATION P.T.</u> |       |       |       |       |                |       |              |        |       |
| JAN   | 16,02 | 20,60 | 21,73 | 19,75 | 18,08          | 24,93 | 14,17        | 6,22   | 21,16 |
| FEB   | 17,41 | 22,29 | 21,73 | 17,16 | 21,40          | 23,55 | 9,20         | 5,39   |       |
| MAR   | 17,41 | 22,29 | 21,73 | 17,16 | 21,40          | 23,55 | 9,20         | 5,39   |       |
| APR   | 17,41 | 22,29 | 21,73 | 17,16 | 21,40          | 23,55 | 9,20         | 5,39   |       |
| MAI   | 18,45 | 22,29 | 21,73 | 15,29 | 22,38<br>17,51 | 19,01 | 5,12         | 5,39   |       |
| JUN   | 18,45 | 22,29 | 21,73 | 15,29 | 24,03          | 19,01 | 5,12         | 5,39   |       |
| JUL   | 18,45 | 22,29 | 21,73 | 15,29 | 24,03          | 19,01 | 5,12         | 5,39   |       |
| AUG   | 20,60 | 21,73 | 20,97 | 16,54 | 24,93          | 16,68 | 5,39         | 14,59  |       |
| SEP   | 20,60 | 21,73 | 20,97 | 16,54 | 24,93          | 16,68 | 5,39         | 14,59  |       |
| OCT   | 20,60 | 21,73 | 20,97 | 16,54 | 24,93          | 16,68 | 5,39<br>7,10 | 14,59  |       |
| NOV   | 20,60 | 21,73 | 19,75 | 18,08 | 24,93          | 14,17 | 6,22         | 21,16  |       |
| DEC   | 20,60 | 21,73 | 19,75 | 18,08 | 24,93          | 14,17 | 6,22         | 21,16  |       |

## PRODUIT : VOLAILLES ABATTUES

## 2. CANARDS - 70 %

UC/100 kg

| PERIODE   | 1968   | 1969   | 1970   | 1971   | 1972   | 1973   | 1974   | 1975   | 1976 |
|---|--------|--------|--------|--------|--------|--------|--------|--------|------|
| <u>C. PRIX DE MARCHÉ</u>                          |        |        |        |        |        |        |        |        |      |
| <u>Pays : DEUTSCHLAND</u>                         |        |        |        |        |        |        |        |        |      |
| <u>Marché : Ø DU PAYS</u>                         |        |        |        |        |        |        |        |        |      |
| JAN   | 99,73  | 99,63  | 104,51 | 105,46 | 100,82 | 113,39 | 131,97 | 113,11 |      |
| FEB   | 98,50  | 100,85 | 105,74 | 105,46 | 99,73  | 108,74 | 127,05 | 110,93 |      |
| MAR   | 101,63 | 99,75  | 105,33 | 104,64 | 100,55 | 112,02 | 128,42 | 109,84 |      |
| APR   | 95,50  | 97,73  | 105,19 | 103,28 | 101,37 | 111,48 | 122,68 | 112,57 |      |
| MAI   | 96,25  | 96,98  | 105,19 | 103,28 | 98,09  | 113,93 | 110,66 | 113,93 |      |
| JUN   | 93,75  | 95,88  | 105,19 | 103,01 | 100,82 | 118,31 | 109,29 | 116,94 |      |
| JUL   | 93,50  | 95,48  | 103,14 | 103,28 | 101,37 | 125,41 | 105,46 | 118,85 |      |
| AUG   | 95,00  | 95,83  | 103,28 | 101,91 | 102,19 | 130,87 | 99,73  | 123,51 |      |
| SEP   | 98,13  | 98,33  | 103,80 | 103,01 | 101,91 | 134,70 | 109,29 | 124,90 |      |
| OCT   | 100,00 | 102,38 | 104,86 | 103,83 | 104,92 | 135,25 | 112,57 | 127,14 |      |
| NOV   | 101,58 | 108,39 | 105,93 | 103,83 | 106,56 | 135,25 | 114,48 | 131,33 |      |
| DEC   | 103,88 | 109,07 | 106,15 | 103,83 | 111,20 | 134,97 | 113,93 | 131,33 |      |
| <u>Pays : NEDERLAND</u>                           |        |        |        |        |        |        |        |        |      |
| <u>Marché : EXPORTPRIJS FRANCO W. DUTEE GRENS</u> |        |        |        |        |        |        |        |        |      |
| JAN   | 74,53  | 81,88  | 92,96  | 88,67  | 79,78  | 89,23  | 110,93 | 100,48 |      |
| FEB   | 71,69  | 84,25  | 94,01  | 87,85  | 79,53  | 88,12  | 111,22 | 100,77 |      |
| MAR   | 72,10  | 83,65  | 92,60  | 84,36  | 79,25  | 91,16  | 108,32 | 96,41  |      |
| APR   | 69,34  | 83,20  | 92,49  | 78,98  | 80,22  | 95,03  | 103,10 | 93,22  |      |
| MAI   | 69,34  | 82,32  | 89,92  | 79,48  | 80,61  | 96,41  | 104,54 | 94,96  |      |
| JUN   | 70,44  | 82,46  | 87,29  | 77,93  | 81,30  | 98,34  | 102,80 | 95,55  |      |
| JUL   | 71,55  | 83,31  | 87,79  | 78,45  | 82,62  | 105,26 | 97,86  | 100,19 |      |
| AUG   | 71,82  | 83,40  | 86,88  | 78,29  | 83,37  | 107,73 | 99,90  | 105,30 |      |
| SEP   | 74,03  | 84,61  | 87,96  | 78,65  | 85,11  | 109,75 | 102,51 | 107,60 |      |
| OCT   | 76,80  | 86,74  | 88,26  | 78,12  | 86,55  | 109,48 | 99,03  | 110,57 |      |
| NOV   | 79,84  | 90,55  | 89,86  | 78,46  | 87,07  | 111,22 | 100,48 | 111,44 |      |
| DEC   | 80,66  | 91,87  | 88,89  | 79,70  | 87,98  | 112,09 | 101,64 | 112,03 |      |
| <u>Pays : UNITED KINGDOM</u>                      |        |        |        |        |        |        |        |        |      |
| <u>Marché : LONDON</u>                            |        |        |        |        |        |        |        |        |      |
| JAN   |        |        |        |        |        | 103,21 | 132,41 | 120,69 |      |
| FEB   |        |        |        |        |        | 111,32 | 132,32 | 120,21 |      |
| MAR   |        |        |        |        |        | 121,11 | 133,37 | 128,21 |      |
| APR   |        |        |        |        |        | 120,20 | 132,60 | 133,73 |      |
| MAI   |        |        |        |        |        | 119,15 | 131,22 | 133,51 |      |
| JUN   |        |        |        |        |        | 116,91 | 129,55 | 132,63 |      |
| JUL   |        |        |        |        |        | 121,44 | 125,88 | 132,41 |      |
| AUG   |        |        |        |        |        | 129,12 | 127,07 | 124,92 |      |
| SEP   |        |        |        |        |        | 131,22 | 124,97 | 129,43 |      |
| OCT   |        |        |        |        |        | 132,13 | 117,29 | 136,29 |      |
| NOV   |        |        |        |        |        | 132,13 | 115,39 | 135,05 |      |
| DEC   |        |        |        |        |        | 132,22 | 116,62 | 144,17 |      |

DG VI/G 4

## PRODUIT : VOLAILLES ABATTUES

3. OIES - 75 %

UC/100 kg

| PERIODE                                     | 1968  | 1969  | 1970  | 1971  | 1972                  | 1973  | 1974                | 1975   | 1976  |
|---|-------|-------|-------|-------|-----------------------|-------|---------------------|--------|-------|
| <u>A. PRIX D'ECLUSE</u>                     |       |       |       |       |                       |       |                     |        |       |
| JAN   | 55,67 | 53,04 | 52,24 | 53,86 | 56,26                 | 52,21 | 61,40               | 98,58  | 91,54 |
| FEB   | 54,50 | 51,61 | 52,24 | 56,05 | 53,46                 | 53,38 | 65,58               | 99,90  |       |
| MAR   | 54,50 | 51,61 | 52,24 | 56,05 | 53,46                 | 53,38 | 65,58               | 99,90  |       |
| APR   | 54,50 | 51,61 | 52,24 | 56,05 | 53,46                 | 53,38 | 65,58               | 99,90  |       |
| MAI   | 53,62 | 51,61 | 52,24 | 57,61 | 52,63<br>17,5 : 51,24 | 57,21 | 69,02               | 102,57 |       |
| JUN   | 53,62 | 51,61 | 52,24 | 57,61 | 51,24                 | 57,21 | 69,02               | 102,57 |       |
| JUL   | 53,62 | 51,61 | 52,24 | 57,61 | 51,24                 | 57,21 | 69,02               | 102,57 |       |
| AUG   | 53,04 | 52,24 | 52,83 | 57,56 | 52,21                 | 59,27 | 98,58               | 97,50  |       |
| SEP   | 53,04 | 52,24 | 52,83 | 57,56 | 52,21                 | 59,27 | 98,58               | 97,50  |       |
| OCT   | 53,04 | 52,24 | 52,83 | 57,56 | 52,21                 | 59,27 | 98,58               | 97,50  |       |
| NOV   | 53,04 | 52,24 | 53,86 | 56,26 | 52,21                 | 61,40 | 98,58               | 91,54  |       |
| DEC   | 53,04 | 52,24 | 53,86 | 56,26 | 52,21                 | 61,40 | 98,58               | 91,54  |       |
| <u>B. PRELEVEMENTS A L'IMPORTATION P.T.</u> |       |       |       |       |                       |       |                     |        |       |
| JAN   | 13,69 | 17,31 | 18,22 | 16,53 | 15,09                 | 20,98 | 11,74               | 5,03   | 19,47 |
| FEB   | 14,89 | 18,76 | 18,22 | 14,31 | 17,93                 | 19,79 | 7,49                | 4,26   |       |
| MAR   | 14,89 | 18,76 | 18,22 | 14,31 | 17,93                 | 19,79 | 7,49                | 4,26   |       |
| APR   | 14,89 | 18,76 | 18,22 | 14,31 | 17,93                 | 19,79 | 7,49                | 4,26   |       |
| MAI   | 15,78 | 18,76 | 18,22 | 12,71 | 18,78<br>17,5 : 20,19 | 15,91 | 3,99                | 4,26   |       |
| JUN   | 15,78 | 18,76 | 18,22 | 12,71 | 20,19                 | 15,91 | 3,99                | 4,26   |       |
| JUL   | 15,78 | 18,76 | 18,22 | 12,71 | 20,19                 | 15,91 | 3,99                | 4,26   |       |
| AUG   | 17,31 | 18,22 | 17,57 | 13,77 | 20,98                 | 13,89 | 4,26                | 13,38  |       |
| SEP   | 17,31 | 18,22 | 17,57 | 13,77 | 20,98                 | 13,89 | 4,26                | 13,38  |       |
| OCT   | 17,31 | 18,22 | 17,57 | 13,77 | 20,98                 | 13,89 | 4,26<br>7,49 : 5,03 | 13,38  |       |
| NOV   | 17,31 | 18,22 | 16,53 | 15,09 | 20,98                 | 11,74 | 5,03                | 19,47  |       |
| DEC   | 17,31 | 18,22 | 16,53 | 15,09 | 20,98                 | 11,74 | 5,03                | 19,47  |       |

DG VI/6 4

## PRODUIT : VOLAILLES ABATTUES

## 3. OIES

UC/100 kg

| PERIODE                             | 1968   | 1969   | 1970   | 1971   | 1972   | 1973   | 1974   | 1975   | 1976 |
|-------------------------------------|--------|--------|--------|--------|--------|--------|--------|--------|------|
| <u>C. PRIX DE MARCHÉ</u>            |        |        |        |        |        |        |        |        |      |
| <u>Pays : FRANCE</u>                |        |        |        |        |        |        |        |        |      |
| <u>Marché : PARIS-RUNOIS (82 %)</u> |        |        |        |        |        |        |        |        |      |
| JAN                                 | 121,53 | 114,24 | 113,97 | -      | 150,52 | 139,77 | -      | -      | -    |
| FEB                                 | -      | -      | -      | -      | -      | -      | -      | -      | -    |
| MAR                                 | -      | -      | -      | -      | -      | -      | -      | -      | -    |
| APR                                 | -      | -      | -      | -      | -      | -      | -      | -      | -    |
| MAI                                 | -      | -      | -      | -      | -      | -      | -      | -      | -    |
| JUN                                 | -      | -      | -      | -      | -      | -      | -      | -      | -    |
| JUL                                 | -      | -      | -      | -      | -      | -      | -      | -      | -    |
| AUG                                 | -      | -      | -      | -      | -      | -      | -      | -      | -    |
| SEP                                 | -      | -      | -      | -      | -      | -      | -      | -      | -    |
| OCT                                 | 104,11 | 94,70  | 98,30  | 120,09 | 139,71 | -      | -      | -      | -    |
| NOV                                 | 130,64 | 117,03 | 98,84  | 128,37 | 143,84 | 137,07 | 152,14 | 223,85 | -    |
| DEC                                 | 117,07 | 118,65 | 119,23 | 147,46 | 145,84 | 142,04 | 218,93 | 247,82 | -    |
| <u>Pays : ITALIA</u>                |        |        |        |        |        |        |        |        |      |
| <u>Marché : MILANO (82 %)</u>       |        |        |        |        |        |        |        |        |      |
| JAN                                 | 128,00 | 128,00 | -      | -      | -      | -      | -      | -      | -    |
| FEB                                 | -      | -      | -      | -      | -      | -      | -      | -      | -    |
| MAR                                 | -      | -      | -      | -      | -      | -      | -      | -      | -    |
| APR                                 | -      | -      | -      | -      | -      | -      | -      | -      | -    |
| MAI                                 | -      | -      | -      | -      | -      | -      | -      | -      | -    |
| JUN                                 | -      | -      | -      | -      | -      | -      | -      | -      | -    |
| JUL                                 | -      | -      | -      | -      | -      | -      | -      | -      | -    |
| AUG                                 | -      | -      | -      | -      | -      | -      | -      | -      | -    |
| SEP                                 | -      | -      | -      | -      | -      | -      | -      | -      | -    |
| OCT                                 | 117,60 | 119,60 | -      | -      | -      | -      | -      | -      | -    |
| NOV                                 | 125,40 | 125,80 | 132,60 | -      | -      | -      | -      | -      | -    |
| DEC                                 | 143,36 | 146,40 | 160,60 | -      | -      | -      | -      | -      | -    |
| <u>Pays : UNITED KINGDOM</u>        |        |        |        |        |        |        |        |        |      |
| <u>Marché : Ø DU PAYS (75 %)</u>    |        |        |        |        |        |        |        |        |      |
| JAN                                 | -      | -      | -      | -      | -      | 147,92 | -      | 176,84 | -    |
| FEB                                 | -      | -      | -      | -      | -      | 147,92 | -      | -      | -    |
| MAR                                 | -      | -      | -      | -      | -      | 147,92 | -      | -      | -    |
| APR                                 | -      | -      | -      | -      | -      | 147,92 | -      | -      | -    |
| MAI                                 | -      | -      | -      | -      | -      | 147,92 | -      | -      | -    |
| JUN                                 | -      | -      | -      | -      | -      | 147,92 | -      | -      | -    |
| JUL                                 | -      | -      | -      | -      | -      | 147,92 | -      | -      | -    |
| AUG                                 | -      | -      | -      | -      | -      | 147,92 | -      | -      | -    |
| SEP                                 | -      | -      | -      | -      | -      | 147,92 | -      | -      | -    |
| OCT                                 | -      | -      | -      | -      | -      | 147,92 | -      | -      | -    |
| NOV                                 | -      | -      | -      | -      | -      | 202,80 | -      | -      | -    |
| DEC                                 | -      | -      | -      | -      | -      | 199,46 | 211,10 | -      | -    |

DG VI/G 4

## PRODUIT : VOLAILLES ABATTUES

## 4. DINDES

UC/100 kg

| PERIODE                                     | 1968  | 1969  | 1970  | 1971  | 1972                  | 1973  | 1974                | 1975   | 1976   |
|---|-------|-------|-------|-------|-----------------------|-------|---------------------|--------|--------|
| <u>A. PRIX D'ECLUSE</u>                     |       |       |       |       |                       |       |                     |        |        |
| JAN   | 83,20 | 80,69 | 79,93 | 81,47 | 83,76                 | 79,90 | 88,66               | 116,20 | 111,39 |
| FEB   | 82,08 | 79,33 | 79,93 | 83,56 | 81,10                 | 81,02 | 92,65               | 117,10 |        |
| MAR   | 82,08 | 79,33 | 79,93 | 83,56 | 81,10                 | 81,02 | 92,65               | 117,10 |        |
| APR   | 82,08 | 79,33 | 79,93 | 83,56 | 81,10                 | 81,02 | 92,65               | 117,10 |        |
| MAI   | 81,25 | 79,33 | 79,93 | 85,05 | 80,30<br>17,5 + 78,98 | 84,67 | 95,93               | 118,92 |        |
| JUN   | 81,25 | 79,33 | 79,93 | 85,05 | 78,98                 | 84,67 | 95,93               | 118,92 |        |
| JUL   | 81,25 | 79,33 | 80,49 | 85,05 | 78,98                 | 84,67 | 95,93               | 118,92 |        |
| AUG   | 80,69 | 79,93 | 80,49 | 85,00 | 79,90                 | 86,64 | 116,20              | 115,46 |        |
| SEP   | 80,69 | 79,93 | 80,49 | 85,00 | 79,90                 | 86,64 | 116,20              | 115,46 |        |
| OCT   | 80,69 | 79,93 | 80,49 | 85,00 | 79,90                 | 86,64 | 116,20              | 115,46 |        |
| NOV   | 80,69 | 79,93 | 81,47 | 83,76 | 79,90                 | 88,66 | 116,20              | 111,39 |        |
| DEC   | 80,69 | 79,93 | 81,47 | 83,76 | 79,90                 | 88,66 | 116,20              | 111,39 |        |
| <u>B. PRELEVEMENTS A L'IMPORTATION P.T.</u> |       |       |       |       |                       |       |                     |        |        |
| JAN   | 14,74 | 18,92 | 19,94 | 18,26 | 16,85                 | 22,64 | 13,56               | 6,70   | 16,75  |
| FEB   | 15,92 | 20,34 | 19,94 | 16,08 | 19,65                 | 21,47 | 9,37                | 6,17   |        |
| MAR   | 15,92 | 20,34 | 19,94 | 16,08 | 19,65                 | 21,47 | 9,37                | 6,17   |        |
| APR   | 15,92 | 20,34 | 19,94 | 16,08 | 19,65                 | 21,47 | 9,37                | 6,17   |        |
| MAI   | 16,79 | 20,34 | 19,94 | 14,50 | 20,48<br>17,5 + 21,87 | 17,65 | 5,93                | 6,17   |        |
| JUN   | 16,79 | 20,34 | 19,94 | 14,50 | 21,87                 | 17,65 | 5,93                | 6,17   |        |
| JUL   | 16,79 | 20,34 | 19,94 | 14,50 | 21,87                 | 17,65 | 5,93                | 6,17   |        |
| AUG   | 18,92 | 19,94 | 19,29 | 15,55 | 22,64                 | 15,68 | 6,17<br>7,10 + 6,70 | 12,57  |        |
| SEP   | 18,92 | 19,94 | 19,29 | 15,55 | 21,64                 | 15,68 | 6,70                | 12,57  |        |
| OCT   | 18,92 | 19,94 | 19,29 | 15,55 | 22,64                 | 15,68 | 6,70                | 12,57  |        |
| NOV   | 18,92 | 19,94 | 18,26 | 16,85 | 22,64                 | 13,56 | 6,70                | 16,75  |        |
| DEC   | 18,92 | 19,94 | 18,26 | 16,85 | 22,64                 | 13,56 | 6,70                | 16,75  |        |



## PRODUIT : VOLAILLES ABATTUES

## 4. DINDES

UC/ 100 kg

| PERIODE                                  | 1968   | 1969   | 1970   | 1971   | 1972   | 1973   | 1974   | 1975   | 1976 |
|--|--------|--------|--------|--------|--------|--------|--------|--------|------|
| <b>C. PRIX DE MARCHÉ</b>                 |        |        |        |        |        |        |        |        |      |
| <u>Pays : ITALIA</u>                     |        |        |        |        |        |        |        |        |      |
| <u>Marché : MILANO</u>                   |        |        |        |        |        |        |        |        |      |
| JAN                                      | 112,00 | 141,76 | 101,20 | 129,20 | 97,40  | 140,16 | 112,28 | 139,38 |      |
| FEB                                      | 100,00 | 142,60 | 99,60  | 112,60 | 102,80 | 141,92 | -      | 150,54 |      |
| MAR                                      | 105,60 | 138,20 | 92,00  | 125,92 | 107,84 | 147,20 | -      | 142,62 |      |
| APR                                      | 103,60 | 119,52 | 79,68  | 109,20 | 109,20 | 141,28 | 115,87 | 127,25 |      |
| MAI                                      | 96,80  | 99,80  | 89,00  | 103,00 | 119,20 | 143,68 | 113,20 | 131,45 |      |
| JUN                                      | 91,40  | 99,00  | 90,00  | 114,08 | 116,80 | 128,16 | 99,44  | 142,86 |      |
| JUL                                      | 85,44  | 100,00 | 94,08  | -      | 104,60 | 115,84 | 84,09  | 140,34 |      |
| AUG                                      | 88,60  | 102,60 | 93,00  | 103,80 | 101,44 | 110,24 | 90,14  | 127,19 |      |
| SEP                                      | 101,60 | 110,00 | 94,40  | 100,80 | 108,80 | 101,28 | 100,37 | 110,74 |      |
| OCT                                      | 119,20 | 110,88 | 107,80 | 109,20 | 106,80 | 107,04 | 114,61 | 122,40 |      |
| NOV                                      | 125,80 | 112,80 | 113,60 | 109,00 | 112,32 | 97,85  | 113,93 | 141,31 |      |
| DEC                                      | 126,00 | 138,08 | 126,88 | 116,48 | 131,60 | 132,31 | 133,25 | 173,63 |      |
| <u>Pays : NEDERLAND</u>                  |        |        |        |        |        |        |        |        |      |
| <u>Marché : FRANCO WEST-DUITSE GRENS</u> |        |        |        |        |        |        |        |        |      |
| JAN                                      | -      |        |        |        |        |        |        |        |      |
| FEB                                      | -      |        |        |        |        |        |        |        |      |
| MAR                                      | -      |        |        |        |        |        |        |        |      |
| APR                                      | -      |        |        |        |        |        |        |        |      |
| MAI                                      | -      |        |        |        |        |        |        |        |      |
| JUN                                      | -      |        |        |        |        |        |        |        |      |
| JUL                                      | -      |        |        |        |        |        |        |        |      |
| AUG                                      | -      |        |        |        |        |        |        |        |      |
| SEP                                      | -      |        |        |        |        |        |        |        |      |
| OCT                                      | -      |        |        |        |        |        |        |        |      |
| NOV                                      | -      |        |        |        |        |        |        |        |      |
| DEC                                      | 100,00 | 107,18 | 99,72  | 100,28 | 102,49 | 140,26 | 123,71 |        |      |
| <u>Pays : IRELAND</u>                    |        |        |        |        |        |        |        |        |      |
| <u>Marché : S DU PAYS</u>                |        |        |        |        |        |        |        |        |      |
| JAN                                      |        |        |        |        |        |        | 171,78 | 167,93 |      |
| FEB                                      |        |        |        |        |        |        | 171,78 | 156,79 |      |
| MAR                                      |        |        |        |        |        |        | 171,78 | 156,79 |      |
| APR                                      |        |        |        |        |        |        | 171,78 | 156,79 |      |
| MAI                                      |        |        |        |        |        |        | 171,78 | 156,79 |      |
| JUN                                      |        |        |        |        |        |        | 171,78 | 156,79 |      |
| JUL                                      |        |        |        |        |        | 143,15 | 171,78 | 156,79 |      |
| AUG                                      |        |        |        |        |        | 147,92 | 171,78 | 143,03 |      |
| SEP                                      |        |        |        |        |        | 152,69 | 166,10 | 142,30 |      |
| OCT                                      |        |        |        |        |        | 162,24 | 171,13 | 142,30 |      |
| NOV                                      |        |        |        |        |        | 176,55 | 167,53 | 139,14 |      |
| DEC                                      |        |        |        |        |        | 171,78 | 167,53 | 209,67 |      |

DO VI/0 4

## PRODUIT : VOLAILLES ABATTUES

## 4. DINDES

UC/100 kg

| PERIODE  | 1968 | 1969 | 1970 | 1971 | 1972 | 1973   | 1974   | 1975   | 1976 |
|--|------|------|------|------|------|--------|--------|--------|------|
| <u>C. PRIX DE MARCHÉ</u><br><u>Pays : UNITED KINGDOM</u><br><u>Marché : LONDON</u> |      |      |      |      |      |        |        |        |      |
| JAN  |      |      |      |      |      | 96,05  | 127,17 | 116,27 |      |
| FEB  |      |      |      |      |      | 95,39  | 127,07 | 119,10 |      |
| MAR  |      |      |      |      |      | 96,63  | 126,74 | 125,47 |      |
| APR  |      |      |      |      |      | 98,44  | 122,30 | 127,68 |      |
| MAI  |      |      |      |      |      | 100,68 | 120,01 | 128,65 |      |
| JUN  |      |      |      |      |      | 104,07 | 119,01 | 133,73 |      |
| JUL  |      |      |      |      |      | 110,61 | 114,52 | 141,91 |      |
| AUG  |      |      |      |      |      | 117,14 | 113,57 | 140,41 |      |
| SEP  |      |      |      |      |      | 126,16 | 115,71 | 144,34 |      |
| OCT  |      |      |      |      |      | 129,46 | 115,81 | 149,56 |      |
| NOV  |      |      |      |      |      | 130,98 | 117,73 | 144,77 |      |
| DEC  |      |      |      |      |      | 128,26 | 119,94 | 147,58 |      |

DG VI/0 4

## PRODUIT : VOLAILLES ABATTUES

## 5. PINTADES

UC/100 kg

| PERIODE                                     | 1968   | 1969   | 1970   | 1971   | 1972                        | 1973   | 1974                    | 1975   | 1976   |
|---|--------|--------|--------|--------|-----------------------------|--------|-------------------------|--------|--------|
| <u>A. PRIX D'ECLUSE</u>                     |        |        |        |        |                             |        |                         |        |        |
| JAN   | 122,00 | 118,76 | 117,77 | 119,77 | 122,72                      | 117,74 | 129,05                  | 153,90 | 146,69 |
| FEB   | 120,55 | 117,00 | 117,77 | 122,46 | 119,28                      | 119,18 | 134,20                  | 155,24 |        |
| MAR   | 120,55 | 117,00 | 117,77 | 122,46 | 119,28                      | 119,18 | 134,20                  | 155,24 |        |
| APR   | 120,55 | 117,00 | 117,77 | 122,46 | 119,28                      | 119,18 | 134,20                  | 155,24 |        |
| MAI   | 119,47 | 117,00 | 117,77 | 124,39 | <del>118,26</del><br>118,55 | 123,89 | 138,44                  | 157,98 |        |
| JUN   | 119,47 | 117,00 | 117,77 | 124,39 | 116,55                      | 123,89 | 138,44                  | 157,98 |        |
| JUL   | 119,47 | 117,00 | 117,77 | 124,39 | 116,55                      | 123,89 | 138,44                  | 157,98 |        |
| AUG   | 118,76 | 117,77 | 118,50 | 124,33 | 117,74                      | 126,43 | 153,90                  | 152,78 |        |
| SEP   | 118,76 | 117,77 | 118,50 | 124,33 | 117,74                      | 126,43 | 153,90                  | 152,78 |        |
| OCT   | 118,76 | 117,77 | 118,50 | 124,33 | 117,74                      | 126,43 | 153,90                  | 152,78 |        |
| NOV   | 118,76 | 117,77 | 119,77 | 122,72 | 117,74                      | 129,05 | 153,90                  | 146,69 |        |
| DEC   | 118,76 | 117,77 | 119,77 | 122,72 | 117,74                      | 129,05 | 153,90                  | 146,69 |        |
| <u>B. PRELEVEMENTS A L'IMPORTATION P.T.</u> |        |        |        |        |                             |        |                         |        |        |
| JAN   | 22,27  | 26,55  | 27,66  | 25,40  | 23,48                       | 31,31  | 19,02                   | 9,84   | 25,11  |
| FEB   | 23,86  | 28,48  | 27,66  | 22,44  | 27,27                       | 29,73  | 13,36                   | 8,98   |        |
| MAR   | 23,86  | 28,48  | 27,66  | 22,44  | 27,27                       | 29,73  | 13,36                   | 8,98   |        |
| APR   | 23,86  | 28,43  | 27,66  | 22,44  | 27,27                       | 29,73  | 13,36                   | 8,98   |        |
| MAI   | 25,04  | 28,48  | 27,66  | 20,31  | <del>28,32</del><br>30,27   | 24,55  | 8,70                    | 8,98   |        |
| JUN   | 25,04  | 28,48  | 27,66  | 20,31  | 30,27                       | 24,55  | 8,70                    | 8,98   |        |
| JUL   | 25,04  | 28,48  | 27,66  | 20,31  | 30,27                       | 24,55  | 8,70                    | 8,98   |        |
| AUG   | 26,55  | 27,66  | 26,79  | 21,72  | 31,31                       | 21,89  | 8,98                    | 18,31  |        |
| SEP   | 26,55  | 27,66  | 26,79  | 21,72  | 31,31                       | 21,89  | 8,98                    | 18,31  |        |
| OCT   | 26,55  | 27,66  | 26,79  | 21,72  | 31,31                       | 21,89  | <del>8,98</del><br>9,84 | 18,31  |        |
| NOV   | 26,55  | 27,66  | 25,40  | 23,48  | 31,31                       | 19,02  | 9,84                    | 25,11  |        |
| DEC   | 26,55  | 27,66  | 25,40  | 23,48  | 31,31                       | 19,02  | 9,84                    | 25,11  |        |

## PRODUIT : VOLAILLES ABATTUES

## 5. PINTADES

UC/100 kg

| PERIODE                      | 1968   | 1969   | 1970   | 1971   | 1972   | 1973   | 1974   | 1975   | 1976 |
|------------------------------|--------|--------|--------|--------|--------|--------|--------|--------|------|
| <u>C. PRIX DE MARCHÉ</u>     |        |        |        |        |        |        |        |        |      |
| <u>Pays : FRANCE</u>         |        |        |        |        |        |        |        |        |      |
| <u>Marché : PARIS-RUNGIS</u> |        |        |        |        |        |        |        |        |      |
| JAN                          | 173,18 | 148,27 | 112,89 | 139,53 | 147,10 | 124,23 | 118,11 | 155,74 |      |
| FEB                          | .      | 156,57 | 95,96  | 140,79 | 133,77 | 115,95 | 117,93 | 160,42 |      |
| MAR                          | .      | 162,04 | 101,54 | 149,08 | 164,02 | 117,21 | 123,87 | 184,00 |      |
| APR                          | 187,16 | 160,53 | 101,18 | 153,58 | 164,56 | 129,63 | 147,64 | 193,91 |      |
| MAI                          | .      | 157,58 | 115,77 | 174,10 | 175,36 | 130,35 | 154,84 | 211,37 |      |
| JUN                          | .      | 145,43 | 97,40  | 164,02 | 145,30 | 131,43 | 156,64 | 174,46 |      |
| JUL                          | 151,91 | 123,56 | 97,40  | 118,83 | 109,83 | 110,55 | 116,13 | 145,30 |      |
| AUG                          | 144,42 | 113,63 | 94,70  | 110,55 | 112,35 | 118,65 | 118,83 | 127,81 |      |
| SEP                          | 140,37 | 113,25 | 102,45 | 122,25 | 114,33 | 136,83 | 120,81 | 143,08 |      |
| OCT                          | 135,30 | 110,91 | 102,81 | 113,07 | 115,41 | 130,17 | 120,09 | 150,36 |      |
| NOV                          | 134,09 | 117,39 | 101,00 | 122,25 | 128,19 | 130,17 | 135,03 | 157,82 |      |
| DEC                          | 149,68 | 129,45 | 139,71 | 153,22 | 138,45 | 135,93 | 150,34 | 164,74 |      |
| <u>Pays : ITALIA</u>         |        |        |        |        |        |        |        |        |      |
| <u>Marché : MILANO</u>       |        |        |        |        |        |        |        |        |      |
| JAN                          | 159,20 | 185,60 | 141,40 | 127,20 | 203,60 | 166,08 | 173,70 | 208,28 |      |
| FEB                          | 138,00 | 188,00 | 134,80 | 133,80 | 198,40 | 168,90 | -      | 203,24 |      |
| MAR                          | 168,00 | 237,00 | 172,40 | 167,52 | 236,00 | 228,80 | -      | 270,11 |      |
| APR                          | 201,00 | 243,90 | 200,00 | 178,00 | 259,80 | 229,60 | 256,32 | 300,48 |      |
| MAI                          | 180,00 | 182,00 | 170,00 | 191,60 | 269,76 | 204,64 | 257,02 | 301,32 |      |
| JUN                          | 162,00 | 162,00 | 134,00 | 214,40 | 190,60 | 189,76 | 266,01 | 289,68 |      |
| JUL                          | 146,40 | 137,12 | 124,64 | -      | 157,60 | 200,00 | 219,24 | 250,66 |      |
| AUG                          | 170,00 | 142,00 | 141,00 | 221,80 | 169,44 | 199,20 | 189,14 | 236,29 |      |
| SEP                          | 185,00 | 168,00 | 172,96 | 213,12 | 166,80 | 203,40 | 188,02 | 229,75 |      |
| OCT                          | 177,60 | 154,40 | 155,00 | 174,60 | 162,00 | 186,08 | 199,75 | 211,79 |      |
| NOV                          | 168,00 | 150,40 | 141,80 | 181,20 | 168,96 | 161,23 | 194,00 | 204,20 |      |
| DEC                          | 198,00 | 184,00 | 147,00 | 224,32 | 176,80 | 187,69 | 208,64 | 237,81 |      |

ECLAIRCISSEMENTS

VOLAILE

Produits : Poulets, poules et canards abattus.


Qualité : Volailles abattues, présentées plumées, vidées, sans la tête ni les pattes, mais avec le coeur, le foie et le gésier, présentation 70 %.

(Il est à remarquer que les cours indiqués ne sont pas nécessairement comparables en raison des conditions commerciales particulières aux divers Etats-membres ainsi que des différences de qualité, de poids, de préparation et d'assortiment.)

Marchés : BELGIQUE/BELGIË : Prix de gros à la vente, départ abattoir, (en cryovac)  
DANMARK : Prix de gros à la vente, franco marché de Copenhague  
DEUTSCHLAND (BR) : Prix de gros à la vente, départ abattoir (en cryovac)  
FRANCE : Prix de gros à la vente, franco marché Paris-Rungis  
IRELAND : Prix de gros à la vente  
ITALIA : Prix de gros à l'achat, franco marché de Forlì  
LUXEMBOURG : Prix de gros à la vente, franco magasin de détail  
NEDERLAND : Prix de gros à la vente (calculé par le "Productschap voor Fluinvee en Eieren")  
(en cryovac)  
UNITED KINGDOM : Prix de gros à la vente, franco marché de Londres.

II. PRODUITS ANIMAUX

5. Produits laitiers



DG VI/0 4

## PRODUIT : PG 01 - POUDRE DE SERUM

UC/100kg

| PERIODE                                     | 1968         | 1969  | 1970  | 1971  | 1972  | 1973  | 1974  | 1975  | 1976  |
|---|--------------|-------|-------|-------|-------|-------|-------|-------|-------|
| <u>A. PRIX DE SEUIL</u>                     |              |       |       |       |       |       |       |       |       |
| JAN   |              | 21,50 | 21,50 | 21,50 | 21,50 | 21,50 | 21,50 | 24,00 | 25,50 |
| FEB   |              | 21,50 | 21,50 | 21,50 | 21,50 | 21,50 | 21,50 | 24,00 | 25,50 |
| MAR   |              | 21,50 | 21,50 | 21,50 | 21,50 | 21,50 | 21,50 | 24,00 |       |
| APR   |              | 21,50 | 21,50 | 21,50 | 21,50 | 21,50 | 23,30 | 25,00 |       |
| MAI   |              | 21,50 | 21,50 | 21,50 | 21,50 | 21,50 | 23,30 | 25,00 |       |
| JUN   |              | 21,50 | 21,50 | 21,50 | 21,50 | 21,50 | 23,30 | 25,00 |       |
| JUL   | 29,7 : 21,50 | 21,50 | 21,50 | 21,50 | 21,50 | 21,50 | 23,30 | 25,00 |       |
| AUG   | 21,50        | 21,50 | 21,50 | 21,50 | 21,50 | 21,50 | 23,30 | 25,00 |       |
| SEP   | 21,50        | 21,50 | 21,50 | 21,50 | 21,50 | 21,50 | 23,30 | 25,00 |       |
| OCT   | 21,50        | 21,50 | 21,50 | 21,50 | 21,50 | 21,50 | 23,30 | 25,00 |       |
| NOV   | 21,50        | 21,50 | 21,50 | 21,50 | 21,50 | 21,50 | 24,00 | 25,50 |       |
| DEC   | 21,50        | 21,50 | 21,50 | 21,50 | 21,50 | 21,50 | 24,00 | 25,50 |       |
| <u>B. PRELEVEMENTS A L'IMPORTATION P.T.</u> |              |       |       |       |       |       |       |       |       |
| JAN   |              | 9,00  | 10,50 | 5,90  | 1,50  | 5,62  | 3,39  | 7,23  | 13,80 |
| FEB   |              | 9,00  | 10,50 | 5,90  | 1,74  | 5,75  | 3,39  | 8,60  | 13,80 |
| MAR   |              | 9,00  | 10,50 | 5,90  | 2,38  | 5,52  | 3,39  | 11,28 |       |
| APR   |              | 9,00  | 10,50 | 5,90  | 2,74  | 4,10  | 5,19  | 11,48 |       |
| MAI   |              | 7,98  | 10,50 | 5,69  | 2,74  | 3,47  | 5,19  | 11,48 |       |
| JUN   |              | 6,50  | 10,50 | 4,50  | 2,74  | 3,43  | 5,19  | 11,05 |       |
| JUL   |              | 5,50  | 10,50 | 3,50  | 2,74  | 4,46  | 5,19  | 11,44 |       |
| AUG   | 9,00         | 8,10  | 10,50 | 3,50  | 2,74  | 4,46  | 5,19  | 10,27 |       |
| SEP   | 9,00         | 8,30  | 9,98  | 3,50  | 2,74  | 4,46  | 5,19  | 10,52 |       |
| OCT   | 9,00         | 8,50  | 8,50  | 2,50  | 3,15  | 3,39  | 6,45  | 10,77 |       |
| NOV   | 9,00         | 10,00 | 8,50  | 2,50  | 4,10  | 3,39  | 7,23  | 13,80 |       |
| DEC   | 9,00         | 10,50 | 6,90  | 1,50  | 4,80  | 3,39  | 7,23  | 13,80 |       |



| PERIODE                       | 1968  | 1969  | 1970  | 1971  | 1972  | 1973  | 1974  | 1975  | 1976 |
|-------------------------------|-------|-------|-------|-------|-------|-------|-------|-------|------|
| <u>C. PRIX DE MARCHÉ</u>      |       |       |       |       |       |       |       |       |      |
| <u>Pays : BELGIQUE/BELGIE</u> |       |       |       |       |       |       |       |       |      |
| <u>Marché : Ø DU PAYS</u>     |       |       |       |       |       |       |       |       |      |
| JAN                           | 19,60 | 19,18 | 10,98 | 16,70 | 20,68 | 16,28 | 24,52 | 16,33 |      |
| FEB                           | 19,52 | 18,65 | 10,50 | 16,68 | 19,40 | 16,80 | 26,33 | 14,63 |      |
| MAR                           | 19,35 | 18,20 | 10,23 | 16,10 | 19,68 | 17,44 | 27,08 | 13,58 |      |
| APR                           | 18,94 | 17,68 | 10,13 | 16,20 | 20,06 | 20,15 | 27,80 | 13,85 |      |
| MAI                           | 18,74 | 17,35 | 12,75 | 17,28 | 20,43 | 21,06 | 26,65 | 15,20 |      |
| JUN                           | 19,55 | 16,40 | 14,35 | 18,98 | 21,26 | 21,22 | 25,66 | 15,60 |      |
| JUL                           | 19,50 | 16,15 | 14,94 | 19,95 | 21,55 | 22,40 | 24,90 | 15,70 |      |
| AUG                           | 19,44 | 14,50 | 16,00 | 20,42 | 21,16 | 22,23 | 23,66 | 15,54 |      |
| SEP                           | 19,45 | 13,80 | 16,44 | 20,50 | 20,16 | 23,00 | 22,00 | 16,12 |      |
| OCT                           | 19,50 | 12,92 | 16,20 | 20,42 | 19,33 | 22,64 | 21,18 | 16,17 |      |
| NOV                           | 19,40 | 12,08 | 16,18 | 21,46 | 18,34 | 22,68 | 19,90 | 15,96 |      |
| DEC                           | 19,50 | 11,36 | 16,68 | 21,86 | 17,00 | 23,56 | 17,90 | 15,86 |      |
| <u>Pays : DEUTSCHLAND</u>     |       |       |       |       |       |       |       |       |      |
| <u>Marché : Ø DU PAYS</u>     |       |       |       |       |       |       |       |       |      |
| JAN                           | 22,02 | 20,10 | 10,93 | 16,67 | 20,49 | 17,65 | 24,59 | 18,03 |      |
| FEB                           | 22,05 | 18,50 | 10,38 | 17,21 | 19,95 | 17,28 | 26,09 | 17,01 |      |
| MAR                           | 22,05 | 17,50 | 10,66 | 17,21 | 20,22 | 18,24 | 26,18 | 15,88 |      |
| APR                           | 22,10 | 17,50 | 10,93 | 17,76 | 20,22 | 20,01 | 27,05 | 14,67 |      |
| MAI                           | 22,45 | 17,00 | 12,02 | 19,40 | 20,49 | 20,22 | 25,31 | 15,68 |      |
| JUN                           | 22,62 | 15,75 | 13,93 | 19,67 | 20,49 | 20,90 | 25,10 | 16,17 |      |
| JUL                           | 22,68 | 14,00 | 13,93 | 19,95 | 21,04 | 21,89 | 24,73 | 16,21 |      |
| AUG                           | 22,63 | 13,00 | 14,21 | 21,04 | 20,22 | 21,86 | 22,27 | 16,82 |      |
| SEP                           | 22,22 | 11,50 | 14,21 | 20,77 | 19,40 | 21,86 | 22,75 | 17,39 |      |
| OCT                           | 22,16 | 10,43 | 14,21 | 21,04 | 18,98 | 20,82 | 22,06 | 17,46 |      |
| NOV                           | 22,16 | 11,20 | 15,03 | 23,50 | 18,03 | 21,86 | 21,26 | 17,46 |      |
| DEC                           | 22,16 | 11,20 | 16,12 | 22,40 | 17,49 | 23,77 | 18,85 | 17,46 |      |
| <u>Pays : FRANCE</u>          |       |       |       |       |       |       |       |       |      |
| <u>Marché : Ø DU PAYS</u>     |       |       |       |       |       |       |       |       |      |
| JAN                           | 23,27 | 19,04 | 12,33 | 16,02 | 23,50 | 15,84 | 23,95 | 15,02 |      |
| FEB                           | 23,27 | 18,03 | 12,11 | 16,20 | 22,46 | 15,48 | 25,88 | 14,40 |      |
| MAR                           | 23,27 | 17,37 | 11,70 | 15,84 | 19,05 | 17,03 | 27,37 | 13,44 |      |
| APR                           | 23,27 | 16,61 | 11,70 | 16,13 | 18,00 | 19,72 | 27,91 | 13,65 |      |
| MAI                           | 23,03 | 16,85 | 11,70 | 16,47 | 18,23 | 20,53 | 26,69 | 14,43 |      |
| JUN                           | 23,27 | 17,42 | 11,97 | 16,97 | 19,08 | 20,80 | 25,41 | 14,73 |      |
| JUL                           | 23,27 | 17,42 | 12,53 | 17,82 | 20,16 | 21,16 | 21,85 | 14,73 |      |
| AUG                           | 23,27 | 16,05 | 13,64 | 18,00 | 19,77 | 20,92 | 19,40 | 14,73 |      |
| SEP                           | 23,27 | 15,48 | 13,39 | 19,62 | 19,17 | 20,93 | 18,62 | 14,75 |      |
| OCT                           | 22,68 | 15,27 | 15,66 | 20,84 | 18,23 | 21,61 | 18,31 | 14,91 |      |
| NOV                           | 21,77 | 13,14 | 15,66 | 21,92 | 17,52 | 21,29 | 17,33 | 14,86 |      |
| DEC                           | 21,45 | 12,60 | 15,75 | 22,90 | 15,93 | 22,54 | 15,95 | 15,12 |      |

DS VI/0 4

PRODUIT : PG 01 - POUDRE DE SERUM

UC/100kg

| PERIODE                      | 1968  | 1969  | 1970  | 1971  | 1972  | 1973  | 1974  | 1975  | 1976 |
|------------------------------|-------|-------|-------|-------|-------|-------|-------|-------|------|
| <b>G. PRIX DE MARCHÉ</b>     |       |       |       |       |       |       |       |       |      |
| <b>Pays : NEDERLAND</b>      |       |       |       |       |       |       |       |       |      |
| <b>Marché : S DU PAYS</b>    |       |       |       |       |       |       |       |       |      |
| JAN                          | 17,22 | 17,79 | 9,67  | 16,64 | 19,82 | 15,88 | 27,30 | 15,39 |      |
| FEB                          | 16,19 | 16,99 | 9,25  | 15,61 | 18,16 | 16,74 | 28,90 | 14,01 |      |
| MAR                          | 15,39 | 16,92 | 9,53  | 16,30 | 20,22 | 19,48 | 28,75 | 13,07 |      |
| APR                          | 16,18 | 16,99 | 10,00 | 17,07 | 21,06 | 22,10 | 29,10 | 15,90 |      |
| MAY                          | 18,86 | 16,08 | 12,32 | 19,20 | 21,34 | 20,99 | 25,85 | 16,55 |      |
| JUN                          | 19,97 | 14,85 | 14,30 | 20,17 | 21,88 | 22,58 | 26,14 | 16,55 |      |
| JUL                          | 19,59 | 12,98 | 16,57 | 20,33 | 21,55 | 23,90 | 24,68 | 16,34 |      |
| AUG                          | 19,23 | 12,29 | 15,95 | 20,99 | 19,39 | 22,93 | 21,34 | 16,26 |      |
| SEP                          | 19,27 | 10,77 | 15,06 | 19,89 | 18,72 | 22,91 | 21,66 | 16,39 |      |
| OCT                          | 19,17 | 9,83  | 16,35 | 20,03 | 17,61 | 22,34 | 20,91 | 16,53 |      |
| NOV                          | 19,27 | 10,36 | 16,99 | 23,48 | 17,07 | 23,60 | 20,40 | 16,31 |      |
| DEC                          | 18,42 | 10,06 | 17,40 | 21,55 | 15,95 | 23,44 | 17,37 | 16,38 |      |
| <b>Pays : UNITED KINGDOM</b> |       |       |       |       |       |       |       |       |      |
| <b>Marché : LONDON</b>       |       |       |       |       |       |       |       |       |      |
| JAN                          | 13,23 | 13,70 | 14,17 | 15,35 | 20,08 | 20,08 | 16,51 | 15,30 |      |
| FEB                          | 13,23 | 13,70 | 14,17 | -     | 20,08 | 18,11 | 16,51 | 15,30 |      |
| MAR                          | 13,23 | 13,70 | 14,17 | -     | 20,08 | 18,53 | 16,51 | 14,99 |      |
| APR                          | 13,23 | 13,70 | 14,17 | 15,35 | 20,08 | 18,27 | 16,51 | 14,96 |      |
| MAY                          | 13,23 | 13,70 | 14,17 | 16,33 | 20,08 | 18,11 | 16,51 | 13,52 |      |
| JUN                          | 13,23 | 14,17 | 13,94 | -     | 20,08 | 16,51 | 16,51 | 13,52 |      |
| JUL                          | 13,23 | 14,17 | 14,88 | 19,84 | 20,08 | 16,51 | 16,51 | 13,52 |      |
| AUG                          | 13,23 | 14,17 | 15,12 | 17,72 | 20,08 | 16,51 | 16,51 | 13,39 |      |
| SEP                          | 13,23 | 14,17 | 14,17 | 18,90 | 20,08 | 16,51 | 16,51 | 13,74 |      |
| OCT                          | 13,23 | 14,65 | 14,17 | 18,90 | 20,08 | 16,51 | 15,53 | 14,59 |      |
| NOV                          | 13,23 | 14,65 | -     | 18,90 | 20,08 | 16,51 | 15,30 | 14,04 |      |
| DEC                          | 13,23 | 14,65 | -     | 20,08 | 20,08 | 16,51 | 15,30 | 14,04 |      |

NOTE : Pour United Kingdom de (1968 à 1971 : Poudre de serum Rollier  
 (1972 à 1976 : Poudre de serum Spray

| PERIODE                 | 1968  | 1969  | 1970  | 1971  | 1972  | 1973  | 1974  | 1975   | 1976   |
|-------------------------|-------|-------|-------|-------|-------|-------|-------|--------|--------|
| <u>A. PRIX DE REVIL</u> |       |       |       |       |       |       |       |        |        |
| JAN                     |       | 54,00 | 54,00 | 54,00 | 60,00 | 67,00 | 79,00 | 95,75  | 101,75 |
| FEB                     |       | 54,00 | 54,00 | 54,00 | 60,00 | 67,00 | 79,00 | 95,75  | 101,75 |
| MAR                     |       | 54,00 | 54,00 | 54,00 | 60,00 | 67,00 | 79,00 | 95,75  | 101,75 |
| APR                     |       | 54,00 | 54,00 | 60,00 | 67,00 | 67,00 | 92,00 | 101,75 |        |
| MAI                     |       | 54,00 | 54,00 | 60,00 | 67,00 | 67,00 | 92,00 | 101,75 |        |
| JUN                     |       | 54,00 | 54,00 | 60,00 | 67,00 | 79,00 | 92,00 | 101,75 |        |
| JUL                     | 22,21 | 54,00 | 54,00 | 60,00 | 67,00 | 79,00 | 92,00 | 101,75 |        |
| AUG                     | 54,00 | 54,00 | 54,00 | 60,00 | 67,00 | 79,00 | 92,00 | 101,75 |        |
| SEP                     | 54,00 | 54,00 | 54,00 | 60,00 | 67,00 | 79,00 | 92,00 | 101,75 |        |
| OCT                     | 54,00 | 54,00 | 54,00 | 60,00 | 67,00 | 79,00 | 92,00 | 101,75 |        |
| NOV                     | 54,00 | 54,00 | 54,00 | 60,00 | 67,00 | 79,00 | 95,75 | 101,75 |        |
| DEC                     | 54,00 | 54,00 | 54,00 | 60,00 | 67,00 | 79,00 | 95,75 | 101,75 |        |

|  |       |       |       |       |       |       |       |       |       |
|--|-------|-------|-------|-------|-------|-------|-------|-------|-------|
| <u>B. 1) PRELEVEMENTS A L'IMPORTATION P.T.</u> |       |       |       |       |       |       |       |       |       |
| JAN  |       | 42,00 | 39,32 | 26,00 | 0     | 25,55 | 18,50 | 33,20 | 71,57 |
| FEB  |       | 42,00 | 38,50 | 25,50 | 0     | 25,55 | 16,11 | 37,27 | 73,52 |
| MAR  |       | 42,00 | 34,98 | 21,81 | 0     | 25,55 | 12,50 | 44,23 |       |
| APR  |       | 41,30 | 34,50 | 25,00 | 7,50  | 25,14 | 20,00 | 43,47 |       |
| MAI  |       | 40,90 | 34,50 | 13,97 | 11,36 | 31,69 | 20,50 | 54,26 |       |
| JUN  |       | 40,20 | 34,00 | 13,00 | 15,65 | 36,72 | 22,25 | 56,62 |       |
| JUL  |       | 40,35 | 34,00 | 13,00 | 17,26 | 36,60 | 22,25 | 58,67 |       |
| AUG  | 42,00 | 40,50 | 34,00 | 11,72 | 19,83 | 36,55 | 21,31 | 59,67 |       |
| SEP  | 42,00 | 40,50 | 28,80 | 8,37  | 22,79 | 36,50 | 20,50 | 61,95 |       |
| OCT  | 41,00 | 40,50 | 26,24 | 0     | 26,47 | 30,66 | 25,70 | 64,84 |       |
| NOV  | 41,00 | 40,35 | 25,00 | 0     | 26,01 | 22,97 | 26,16 | 68,61 |       |
| DEC  | 42,00 | 40,20 | 25,52 | 0     | 25,55 | 20,01 | 26,22 | 69,06 |       |

|  |  |  |  |       |       |  |  |  |  |
|--|--|--|--|-------|-------|--|--|--|--|
| <u>B. 2) PRELEVEMENTS A L'EXPORTATION P.T.</u> |  |  |  |       |       |  |  |  |  |
| JAN  |  |  |  |       | 20,00 |  |  |  |  |
| FEB  |  |  |  |       | 20,00 |  |  |  |  |
| MAR  |  |  |  |       | 20,00 |  |  |  |  |
| APR  |  |  |  |       | 13,00 |  |  |  |  |
| MAI  |  |  |  |       | 10,06 |  |  |  |  |
| JUN  |  |  |  |       | 1,00  |  |  |  |  |
| JUL  |  |  |  |       |       |  |  |  |  |
| AUG  |  |  |  |       |       |  |  |  |  |
| SEP  |  |  |  |       |       |  |  |  |  |
| OCT  |  |  |  | 10,00 |       |  |  |  |  |
| NOV  |  |  |  | 18,33 |       |  |  |  |  |
| DEC  |  |  |  | 20,00 |       |  |  |  |  |

PRODUIT : PG02 - LAIT EN POUVRE (SPRAY) (&lt;1,5%)

UC/100 kg

| PERIODE                       | 1968  | 1969  | 1970  | 1971  | 1972  | 1973  | 1974  | 1975  | 1976 |
|-------------------------------|-------|-------|-------|-------|-------|-------|-------|-------|------|
| <u>C. PRIX DE MARCHÉ</u>      |       |       |       |       |       |       |       |       |      |
| <u>Pays : BELGIQUE/BELGIE</u> |       |       |       |       |       |       |       |       |      |
| <u>Marché : Ø DU PAYS</u>     |       |       |       |       |       |       |       |       |      |
| JAN                           | 35,00 | 43,92 | 45,10 | 44,10 | 59,76 | 53,58 | 68,56 | 80,78 |      |
| FEB                           | 35,00 | 44,10 | 45,34 | 44,60 | 57,82 | 54,26 | 69,83 | 83,00 |      |
| MAR                           | 35,00 | 44,16 | 44,84 | 45,06 | 56,08 | 54,80 | 73,60 | 84,20 |      |
| APR                           | 34,96 | 44,00 | 44,12 | 46,64 | 54,00 | 56,20 | 76,66 | 84,30 |      |
| MAI                           | 34,96 | 43,96 | 44,20 | 47,22 | 54,00 | 61,60 | 76,48 | 84,62 |      |
| JUN                           | 35,10 | 43,90 | 44,68 | 47,30 | 54,04 | 63,60 | 75,68 | 85,18 |      |
| JUL                           | 37,82 | 44,00 | 44,88 | 47,20 | 54,16 | 63,96 | 74,88 | 85,73 |      |
| AUG                           | 44,14 | 44,00 | 45,12 | 48,22 | 53,82 | 63,63 | 74,16 | 86,56 |      |
| SEP                           | 43,80 | 44,40 | 45,32 | 50,44 | 53,40 | 63,90 | 76,25 | 88,06 |      |
| OCT                           | 43,76 | 45,28 | 45,40 | 54,78 | 52,98 | 64,46 | 80,30 | 88,64 |      |
| NOV                           | 43,30 | 45,20 | 45,22 | 60,40 | 53,42 | 64,98 | 80,24 | 88,44 |      |
| DEC                           | 43,66 | 44,92 | 45,30 | 62,00 | 53,50 | 67,10 | 80,73 | 88,24 |      |
| <u>Pays : DEUTSCHLAND</u>     |       |       |       |       |       |       |       |       |      |
| <u>Marché : Ø DU PAYS</u>     |       |       |       |       |       |       |       |       |      |
| JAN                           | 43,50 | 40,25 | 41,53 | 43,99 | 59,87 | 53,12 | 65,57 | 79,65 |      |
| FEB                           | 43,75 | 41,00 | 42,62 | 45,01 | 57,69 | 53,79 | 67,76 | 80,60 |      |
| MAR                           | 43,50 | 40,75 | 40,98 | 44,92 | 54,54 | 54,17 | 72,81 | 82,62 |      |
| APR                           | 42,75 | 40,00 | 40,44 | 46,58 | 51,78 | 55,06 | 73,02 | 82,33 |      |
| MAI                           | 42,25 | 40,00 | 40,16 | 47,13 | 51,67 | 61,00 | 71,55 | 83,91 |      |
| JUN                           | 42,50 | 39,75 | 40,44 | 47,43 | 51,61 | 60,90 | 71,28 | 85,51 |      |
| JUL                           | 42,75 | 39,50 | 41,53 | 47,49 | 52,73 | 62,35 | 72,30 | 85,47 |      |
| AUG                           | 42,75 | 39,50 | 41,80 | 48,63 | 52,35 | 61,37 | 73,12 | 85,98 |      |
| SEP                           | 42,75 | 40,25 | 42,90 | 50,93 | 51,57 | 61,65 | 76,23 | 86,69 |      |
| OCT                           | 42,75 | 41,23 | 43,44 | 54,51 | 51,43 | 62,08 | 80,57 | 86,27 |      |
| NOV                           | 42,50 | 44,54 | 42,90 | 61,20 | 52,27 | 63,42 | 79,56 | 85,79 |      |
| DEC                           | 42,50 | 44,26 | 43,44 | 63,06 | 52,39 | 63,36 | 79,69 | 85,99 |      |
| <u>Pays : FRANCE</u>          |       |       |       |       |       |       |       |       |      |
| <u>Marché : Ø DU PAYS</u>     |       |       |       |       |       |       |       |       |      |
| JAN                           | 45,57 | 42,94 | 41,59 | 44,65 | 65,36 | 56,13 | 70,76 | 86,06 |      |
| FEB                           | 45,37 | 43,35 | 42,13 | 45,73 | 61,03 | 55,99 | 75,17 | 88,66 |      |
| MAR                           | 45,17 | 43,35 | 41,05 | 45,91 | 58,15 | 56,85 | 78,09 | 88,79 |      |
| APR                           | 45,17 | 43,35 | 40,33 | 46,99 | 55,99 | 60,68 | 79,47 | 88,76 |      |
| MAI                           | 44,36 | 43,35 | 40,69 | 48,07 | 55,27 | 63,88 | 79,08 | 88,76 |      |
| JUN                           | 44,36 | 43,14 | 41,23 | 48,07 | 55,63 | 61,17 | 79,22 | 88,76 |      |
| JUL                           | 44,36 | 43,14 | 41,59 | 48,61 | 55,45 | 66,57 | 79,22 | 88,76 |      |
| AUG                           | 44,36 | 40,49 | 43,03 | 48,79 | 55,45 | 66,47 | 79,22 | 88,76 |      |
| SEP                           | 44,36 | 40,69 | 43,93 | 51,49 | 55,09 | 66,17 | 79,22 | 88,77 |      |
| OCT                           | 43,35 | 41,95 | 43,57 | 57,07 | 54,73 | 66,36 | 82,82 | 89,53 |      |
| NOV                           | 42,94 | 41,95 | 43,39 | 64,82 | 55,09 | 66,71 | 82,82 | 89,26 |      |
| DEC                           | 42,94 | 41,59 | 43,93 | 66,80 | 55,63 | 68,02 | 85,70 | 89,26 |      |

DG VI/0 4

PRODUIT : PGO2 - LAIT EN POUVRE (SPRAY) (&lt;1,5%)

UC/100 kg

| PERIODE                      | 1968   | 1969  | 1970  | 1971  | 1972  | 1973  | 1974  | 1975  | 1976 |
|------------------------------|--------|-------|-------|-------|-------|-------|-------|-------|------|
| <u>C. PRIX DE MARCHÉ</u>     |        |       |       |       |       |       |       |       |      |
| <u>Pays : NEDERLAND</u>      |        |       |       |       |       |       |       |       |      |
| <u>Marché : Ø du PAYS</u>    |        |       |       |       |       |       |       |       |      |
| JAN                          | 38,95  | 41,99 | 41,44 | 44,48 | 60,77 | 54,56 | 70,28 | 81,31 |      |
| FEB                          | 36,46  | 41,99 | 41,71 | 45,30 | 58,84 | 56,63 | 72,31 | 85,67 |      |
| MAR                          | 33,98  | 41,99 | 40,61 | 45,30 | 55,52 | 56,29 | 76,38 | 86,89 |      |
| APR                          | 32,60  | 41,44 | 40,33 | 46,96 | 53,87 | 59,98 | 76,84 | 86,54 |      |
| MAI                          | 37,57  | 41,16 | 40,33 | 48,07 | 53,87 | 63,54 | 76,16 | 86,54 |      |
| JUN                          | 39,50  | 41,16 | 41,99 | 48,34 | 53,87 | 63,54 | 76,09 | 86,54 |      |
| JUL                          | 39,78  | 41,16 | 41,99 | 48,62 | 53,87 | 64,23 | 75,94 | 86,54 |      |
| AUG                          | 41,16  | 41,16 | 42,82 | 50,00 | 53,59 | 64,09 | 75,79 | 86,54 |      |
| SEP                          | 41,16  | 41,16 | 43,37 | 52,49 | 53,31 | 64,07 | 77,48 | 86,84 |      |
| OCT                          | 41,71  | 41,71 | 43,65 | 56,91 | 53,31 | 65,34 | 81,46 | 87,39 |      |
| NOV                          | 41,99  | 41,44 | 43,37 | 64,92 | 53,31 | 67,66 | 81,75 | 87,46 |      |
| DEC                          | 41,99  | 40,88 | 43,37 | 63,81 | 53,59 | 70,04 | 81,66 | 87,46 |      |
| <u>Pays : UNITED KINGDOM</u> |        |       |       |       |       |       |       |       |      |
| <u>Marché : LONDON</u>       |        |       |       |       |       |       |       |       |      |
| JAN                          | 27,16  | 18,90 | 21,73 | 30,71 | 59,05 | 56,69 | 68,38 | 84,87 |      |
| FEB                          | 27,16  | 18,90 | 21,73 | -     | 59,05 | 51,13 | 68,38 | 86,48 |      |
| MAR                          | 24,80  | 18,90 | 21,73 | 29,53 | 59,05 | 55,18 | 68,38 | 91,07 |      |
| APR                          | 24,80  | 18,90 | 21,73 | -     | 59,05 | 56,45 | 78,82 | 90,94 |      |
| MAI                          | 21,26  | 18,90 | 21,73 | 37,79 | 59,05 | 56,45 | 81,37 | 90,94 |      |
| JUN                          | 18,42  | 18,90 | 21,73 | 42,52 | 58,58 | 68,38 | 81,37 | 90,94 |      |
| JUL                          | 16,06  | 18,90 | 23,62 | 42,52 | 56,69 | 68,38 | 81,37 | 90,94 |      |
| AUG                          | 15,35  | 21,73 | 24,80 | 44,88 | 56,69 | 68,38 | 81,37 | 91,41 |      |
| SEP                          | 15,35  | 21,73 | 25,04 | 47,24 | 56,69 | 68,38 | 81,37 | 90,95 |      |
| OCT                          | 17,24  | 21,73 | 27,16 | 47,24 | 56,69 | 68,38 | 86,17 | 92,25 |      |
| NOV                          | 18,( ) | 21,73 | 28,35 | 53,15 | 56,69 | 68,38 | 84,87 | 90,80 |      |
| DEC                          | 18,90  | 21,73 | 29,53 | 59,05 | 56,69 | 68,38 | 84,87 | 90,80 |      |

DG VI/0 4

PRODUIT : PG 03 - LAIT EN Poudre (26%)

UC/100 kg

| PERIODE                                     | 1968          | 1969   | 1970   | 1971   | 1972   | 1973   | 1974   | 1975   | 1976   |
|---|---------------|--------|--------|--------|--------|--------|--------|--------|--------|
| <u>A. PRIX DE SEUIL</u>                     |               |        |        |        |        |        |        |        |        |
| JAN   |               | 103,25 | 103,25 | 103,25 | 109,30 | 116,70 | 122,95 | 137,25 | 149,20 |
| FEB   |               | 103,25 | 103,25 | 103,25 | 109,30 | 116,70 | 122,95 | 137,25 | 149,20 |
| MAR   |               | 103,25 | 103,25 | 103,25 | 109,30 | 116,70 | 122,95 | 137,25 | 149,20 |
| APR   |               | 103,25 | 103,25 | 109,30 | 116,70 | 116,70 | 131,70 | 144,10 |        |
| MAI   |               | 103,25 | 103,25 | 109,30 | 116,70 | 116,70 | 131,70 | 144,10 |        |
| JUN   |               | 103,25 | 103,25 | 109,30 | 116,70 | 122,95 | 131,70 | 144,10 |        |
| JUL   | 29,7 + 103,25 | 103,25 | 103,25 | 109,30 | 116,70 | 122,95 | 131,70 | 144,10 |        |
| AUG   | 103,25        | 103,25 | 103,25 | 109,30 | 116,70 | 122,95 | 131,70 | 144,10 |        |
| SEP   | 103,25        | 103,25 | 103,25 | 109,30 | 116,70 | 122,95 | 131,70 | 144,10 |        |
| OCT   | 103,25        | 103,25 | 103,25 | 109,30 | 116,70 | 122,95 | 137,25 | 149,20 |        |
| NOV   | 103,25        | 103,25 | 103,25 | 109,30 | 116,70 | 122,95 | 137,25 | 149,20 |        |
| DEC   | 103,25        | 103,25 | 103,25 | 109,30 | 116,70 | 122,95 | 137,25 | 149,20 |        |
| <u>B. PRELEVEMENTS A L'IMPORTATION P.T.</u> |               |        |        |        |        |        |        |        |        |
| JAN   |               | 58,25  | 58,25  | 58,25  | 30,17  | 57,91  | 62,74  | 61,05  | 85,71  |
| FEB   |               | 58,25  | 58,25  | 58,25  | 30,16  | 57,91  | 59,95  | 65,89  | 86,71  |
| MAR   |               | 58,25  | 58,25  | 58,25  | 34,30  | 62,70  | 59,95  | 73,03  |        |
| APR   |               | 58,25  | 58,25  | 59,30  | 41,70  | 62,70  | 57,70  | 73,64  |        |
| MAI   |               | 58,25  | 58,25  | 55,30  | 46,86  | 68,54  | 55,70  | 72,71  |        |
| JUN   |               | 58,25  | 58,25  | 55,30  | 53,70  | 68,95  | 55,70  | 74,63  |        |
| JUL   |               | 58,25  | 58,25  | 54,30  | 53,70  | 68,95  | 53,20  | 76,58  |        |
| AUG   | 58,25         | 58,25  | 58,25  | 53,30  | 53,70  | 68,95  | 53,20  | 72,56  |        |
| SEP   | 58,25         | 58,25  | 58,25  | 51,89  | 55,10  | 68,95  | 53,20  | 73,26  |        |
| OCT   | 58,25         | 58,25  | 58,25  | 48,80  | 56,55  | 67,40  | 57,68  | 83,15  |        |
| NOV   | 58,25         | 58,25  | 58,25  | 42,80  | 57,91  | 69,07  | 58,75  | 87,03  |        |
| DEC   | 58,25         | 58,25  | 58,25  | 34,30  | 57,91  | 66,27  | 58,75  | 86,33  |        |

DG VI/0 4

PRODUIT : PG03 - LAIT EN POUVRE (SPRAY) (26%)

UC/100 kg

| PERIODE                       | 1968  | 1969  | 1970  | 1971   | 1972   | 1973   | 1974   | 1975   | 1976 |
|-------------------------------|-------|-------|-------|--------|--------|--------|--------|--------|------|
| <u>C. PRIX DE MARCHÉ</u>      |       |       |       |        |        |        |        |        |      |
| <u>Pays : BELGIQUE/BELGIE</u> |       |       |       |        |        |        |        |        |      |
| <u>Marché : Ø DU PAYS</u>     |       |       |       |        |        |        |        |        |      |
| JAN                           | 87,56 | 86,88 | 85,64 | 86,26  | 99,86  | 97,75  | 109,02 | 122,63 |      |
| FEB                           | 87,68 | 86,80 | 85,60 | 86,82  | 99,50  | 98,20  | 109,93 | 124,13 |      |
| MAR                           | 87,70 | 86,50 | 85,50 | 87,36  | 98,44  | 98,42  | 110,88 | 127,00 |      |
| APR                           | 87,60 | 86,08 | 84,92 | 89,30  | 97,80  | 98,60  | 112,58 | 126,63 |      |
| MAI                           | 87,62 | 86,14 | 84,76 | 90,32  | 97,06  | 100,68 | 112,95 | 126,46 |      |
| JUN                           | 87,94 | 86,08 | 84,92 | 90,50  | 96,80  | 101,90 | 113,32 | 126,00 |      |
| JUL                           | 88,20 | 86,06 | 85,30 | 90,70  | 96,80  | 102,16 | 113,58 | 126,00 |      |
| AUG                           | 88,18 | 86,00 | 85,64 | 91,68  | 96,60  | 102,20 | 113,80 | 126,62 |      |
| SEP                           | 87,70 | 85,72 | 85,82 | 93,82  | 96,80  | 102,92 | 114,35 | 129,91 |      |
| OCT                           | 87,46 | 85,60 | 85,96 | 97,26  | 97,06  | 104,76 | 119,03 | 131,93 |      |
| NOV                           | 87,20 | 85,58 | 86,48 | 99,40  | 97,26  | 105,75 | 120,60 | 132,01 |      |
| DEC                           | 87,00 | 85,54 | 87,26 | 99,56  | 96,30  | 107,64 | 121,75 | 132,45 |      |
| <u>Pays : DEUTSCHLAND</u>     |       |       |       |        |        |        |        |        |      |
| <u>Marché : Ø DU PAYS</u>     |       |       |       |        |        |        |        |        |      |
| JAN                           | 88,50 | 83,75 | 81,97 | 85,86  | 102,19 | 97,24  | 105,19 | 122,27 |      |
| FEB                           | 89,00 | 83,25 | 83,61 | 86,13  | 102,19 | 97,13  | 107,24 | 125,00 |      |
| MAR                           | 89,00 | 82,00 | 83,33 | 87,43  | 99,51  | 97,13  | 110,85 | 129,94 |      |
| APR                           | 88,50 | 82,50 | 81,97 | 89,62  | 97,20  | 97,54  | 113,12 | 129,80 |      |
| MAI                           | 88,00 | 82,50 | 81,97 | 90,98  | 97,40  | 98,66  | 112,84 | 129,57 |      |
| JUN                           | 88,00 | 82,50 | 81,97 | 90,98  | 97,02  | 100,14 | 112,84 | 128,82 |      |
| JUL                           | 88,00 | 81,25 | 81,97 | 92,35  | 97,34  | 100,46 | 113,18 | 128,68 |      |
| AUG                           | 87,00 | 80,75 | 81,97 | 92,35  | 97,95  | 101,03 | 113,46 | 129,88 |      |
| SEP                           | 87,00 | 81,00 | 81,97 | 92,73  | 98,57  | 101,91 | 113,66 | 131,10 |      |
| OCT                           | 87,00 | 82,97 | 81,97 | 96,65  | 98,50  | 102,19 | 119,60 | 132,21 |      |
| NOV                           | 88,25 | 89,34 | 83,33 | 99,18  | 98,11  | 102,32 | 122,16 | 132,53 |      |
| DEC                           | 88,00 | 89,07 | 85,25 | 99,40  | 97,68  | 104,24 | 122,16 | 132,73 |      |
| <u>Pays : FRANCE</u>          |       |       |       |        |        |        |        |        |      |
| <u>Marché : Ø DU PAYS</u>     |       |       |       |        |        |        |        |        |      |
| JAN                           | 89,12 | 83,05 | 78,32 | 87,86  | 105,69 | 103,53 | 111,27 | 127,95 |      |
| FEB                           | 89,12 | 83,05 | 79,04 | 88,94  | 104,43 | 103,08 | 112,53 | 132,27 |      |
| MAR                           | 89,12 | 83,05 | 79,04 | 89,30  | 104,07 | 102,63 | 114,10 | 131,69 |      |
| APR                           | 89,12 | 83,05 | 79,04 | 91,64  | 102,99 | 104,43 | 116,60 | 131,37 |      |
| MAI                           | 89,12 | 83,05 | 80,12 | 93,98  | 102,63 | 107,49 | 117,48 | 131,37 |      |
| JUN                           | 89,12 | 83,05 | 81,02 | 94,16  | 102,63 | 109,38 | 118,11 | 131,37 |      |
| JUL                           | 89,12 | 83,05 | 81,38 | 94,52  | 102,63 | 108,93 | 117,93 | 131,37 |      |
| AUG                           | 89,12 | 77,06 | 82,46 | 94,70  | 102,63 | 108,21 | 117,93 | 131,53 |      |
| SEP                           | 89,12 | 76,70 | 84,44 | 97,76  | 103,53 | 108,03 | 119,19 | 131,53 |      |
| OCT                           | 85,27 | 78,68 | 85,34 | 101,54 | 103,53 | 108,50 | 123,11 | 134,92 |      |
| NOV                           | 83,25 | 78,68 | 86,06 | 103,71 | 103,53 | 110,50 | 123,56 | 134,92 |      |
| DEC                           | 83,05 | 78,32 | 86,96 | 104,97 | 103,53 | 110,73 | 125,13 | 134,92 |      |

DG VI/G 4

## PRODUIT : PGO3 - LAIT EN POUDRE (SPRAY) - 26%

UC/100 kg

| PERIODE                      | 1968  | 1969  | 1970  | 1971   | 1972   | 1973   | 1974   | 1975   | 1976 |
|------------------------------|-------|-------|-------|--------|--------|--------|--------|--------|------|
| <u>C. PRIX DE MARCHÉ</u>     |       |       |       |        |        |        |        |        |      |
| <u>Pays : NEDERLAND</u>      |       |       |       |        |        |        |        |        |      |
| <u>Marché : Ø DU PAYS</u>    |       |       |       |        |        |        |        |        |      |
| JAN                          | 87,85 | 88,95 | 86,46 | 88,12  | 100,28 | 99,45  | 110,64 | 124,22 |      |
| FEB                          | 87,57 | 87,85 | 86,46 | 89,50  | 100,28 | 99,45  | 111,37 | 124,87 |      |
| MAR                          | 86,19 | 86,74 | 85,08 | 89,78  | 98,89  | 99,45  | 112,02 | 126,03 |      |
| APR                          | 86,19 | 85,91 | 84,81 | 90,06  | 97,51  | 99,45  | 113,84 | 125,16 |      |
| MAI                          | 86,46 | 84,33 | 84,53 | 90,61  | 97,51  | 101,66 | 113,40 | 124,87 |      |
| JUN                          | 87,57 | 84,25 | 84,53 | 91,16  | 97,51  | 101,93 | 113,26 | 125,05 |      |
| JUL                          | 88,12 | 85,08 | 84,83 | 92,54  | 97,51  | 102,35 | 113,26 | 126,40 |      |
| AUG                          | 90,61 | 85,08 | 85,64 | 94,75  | 97,51  | 102,76 | 114,13 | 128,28 |      |
| SEP                          | 90,61 | 85,08 | 85,64 | 98,07  | 97,51  | 105,72 | 116,97 | 130,11 |      |
| OCT                          | 93,92 | 85,64 | 85,64 | 100,28 | 97,51  | 107,91 | 120,15 | 131,92 |      |
| NOV                          | 95,30 | 86,46 | 86,74 | 100,28 | 98,62  | 109,55 | 120,81 | 132,21 |      |
| DEC                          | 96,13 | 86,46 | 87,29 | 100,28 | 99,45  | 110,00 | 121,74 | 131,39 |      |
| <u>Pays : UNITED KINGDOM</u> |       |       |       |        |        |        |        |        |      |
| <u>Marché : Ø DU PAYS</u>    |       |       |       |        |        |        |        |        |      |
| JAN                          | 53,15 | 53,15 | 53,15 | 53,15  | 76,77  | 85,04  | 84,14  | 106,97 |      |
| FEB                          | 53,15 | 53,15 | 52,67 | -      | -      | 76,69  | 84,14  | 110,52 |      |
| MAR                          | 53,15 | 53,15 | 51,97 | 51,97  | 89,76  | 76,69  | 84,14  | 108,28 |      |
| APR                          | 53,15 | 53,15 | 51,97 | 51,97  | 89,76  | 76,69  | 84,14  | 129,56 |      |
| MAI                          | 53,15 | 53,15 | 51,97 | 56,69  | 89,76  | 96,69  | 84,14  | 129,56 |      |
| JUN                          | 53,15 | 53,15 | 51,97 | 56,22  | 89,05  | 76,69  | 103,74 | 129,56 |      |
| JUL                          | 53,15 | 53,15 | 51,97 | 57,64  | 85,04  | 76,69  | 103,74 | 129,56 |      |
| AUG                          | 53,15 | 53,15 | 51,97 | 68,02  | 85,04  | 76,69  | 103,74 | 123,63 |      |
| SEP                          | 53,15 | 53,15 | 51,97 | 69,21  | 85,04  | 76,69  | 103,74 | 130,69 |      |
| OCT                          | 53,15 | 53,15 | 51,97 | 76,77  | 85,04  | 82,63  | 97,39  | 132,01 |      |
| NOV                          | 53,15 | 53,15 | 51,97 | 76,77  | 85,04  | 84,14  | 96,12  | 125,53 |      |
| DEC                          | 53,15 | 53,15 | 51,97 | 76,77  | 85,04  | 84,14  | 104,60 | 127,02 |      |



DG VI/0 4

## PRODUIT : PG04 - LAIT CONDENSE (NON SUCRE)

UC/100 kg

| PERIODE                                     | 1968  | 1969  | 1970  | 1971  | 1972  | 1973                      | 1974                      | 1975                      | 1976  |
|---|-------|-------|-------|-------|-------|---------------------------|---------------------------|---------------------------|-------|
| <u>A. PRIX DE SEUIL</u>                     |       |       |       |       |       |                           |                           |                           |       |
| JAN   |       | 46,00 | 46,00 | 46,00 | 47,55 | 49,45                     | 50,85                     | 54,50                     | 57,75 |
| FEB   |       | 46,00 | 46,00 | 46,00 | 47,55 | 49,45                     | 50,85                     | 54,50                     | 57,75 |
| MAR   |       | 46,00 | 46,00 | 46,00 | 47,55 | 49,45                     | 50,85                     | <del>54,50</del><br>56,30 |       |
| APR   |       | 46,00 | 46,00 | 47,55 | 49,45 | 49,45                     | 50,85                     | 56,30                     |       |
| MAI   |       | 46,00 | 46,00 | 47,55 | 49,45 | <del>49,45</del><br>50,85 | 53,03                     | 56,30                     |       |
| JUN   |       | 46,00 | 46,00 | 47,55 | 49,45 | 50,85                     | 53,03                     | 56,30                     |       |
| JUL   | 29,75 | 46,00 | 46,00 | 47,55 | 49,45 | 50,85                     | 53,03                     | 56,30                     |       |
| AUG   | 46,00 | 46,00 | 46,00 | 47,55 | 49,45 | 50,85                     | 53,03                     | 56,30                     |       |
| SEP   | 46,00 | 46,00 | 46,00 | 47,55 | 49,45 | 50,85                     | 53,03                     | <del>56,30</del><br>57,75 |       |
| OCT   | 46,00 | 46,00 | 46,00 | 47,55 | 49,45 | 50,85                     | <del>53,03</del><br>54,50 | 57,75                     |       |
| NOV   | 46,00 | 46,00 | 46,00 | 47,55 | 49,45 | 50,85                     | 54,50                     | 57,75                     |       |
| DEC   | 46,00 | 46,00 | 46,00 | 47,55 | 49,45 | 50,85                     | 54,50                     | 57,75                     |       |
| <u>B. PRELEVEMENTS A L'IMPORTATION P.T.</u> |       |       |       |       |       |                           |                           |                           |       |
| JAN   |       | 16,17 | 16,17 | 16,17 | 13,57 | 15,47                     | 15,98                     | 10,39                     | 10,66 |
| FEB   |       | 16,17 | 16,17 | 16,17 | 13,57 | 15,47                     | 15,98                     | 10,39                     | 10,66 |
| MAR   |       | 16,17 | 16,17 | 16,17 | 13,57 | 15,47                     | 15,98                     | 12,07                     |       |
| APR   |       | 16,17 | 16,17 | 16,95 | 15,47 | 14,68                     | 16,09                     | 12,19                     |       |
| MAI   |       | 16,17 | 16,17 | 17,72 | 15,47 | 15,64                     | 16,09                     | 12,19                     |       |
| JUN   |       | 16,17 | 16,17 | 17,72 | 15,47 | 15,56                     | 16,09                     | 12,19                     |       |
| JUL   |       | 16,17 | 16,17 | 17,72 | 15,47 | 15,93                     | 16,09                     | 9,21                      |       |
| AUG   | 15,34 | 16,17 | 16,17 | 17,72 | 15,47 | 15,93                     | 13,17                     | 9,21                      |       |
| SEP   | 15,34 | 16,17 | 16,17 | 16,33 | 15,47 | 15,93                     | 10,43                     | 9,94                      |       |
| OCT   | 15,34 | 16,17 | 16,17 | 16,33 | 15,47 | 15,11                     | 11,60                     | 10,66                     |       |
| NOV   | 15,34 | 16,17 | 16,17 | 16,33 | 15,47 | 15,98                     | 11,88                     | 10,66                     |       |
| DEC   | 16,17 | 16,17 | 16,17 | 13,57 | 15,47 | 15,98                     | 11,11                     | 10,66                     |       |

DG VI/0 4

PRODUIT : PGO4 - LAIT CONDENSE (NON SUCRE)

UC/100 kg

| PERIODE                   | 1968  | 1969  | 1970  | 1971  | 1972  | 1973  | 1974  | 1975  | 1976 |
|---------------------------|-------|-------|-------|-------|-------|-------|-------|-------|------|
| <u>C. PRIX DE MARCHÉ</u>  |       |       |       |       |       |       |       |       |      |
| <u>Pays : DEUTSCHLAND</u> |       |       |       |       |       |       |       |       |      |
| <u>Marché : Ø DU PAYS</u> |       |       |       |       |       |       |       |       |      |
| JAN                       | 42,38 | 42,38 | 46,31 | 45,22 | 48,22 | 51,64 | 55,19 | 61,20 |      |
| FEB                       | 42,38 | 42,38 | 46,31 | 44,40 | 48,22 | 51,64 | 55,19 | 61,20 |      |
| MAR                       | 42,38 | 42,38 | 46,31 | 44,40 | 48,22 | 51,64 | 55,19 | 64,18 |      |
| APR                       | 42,38 | 42,38 | 41,39 | 47,40 | 48,22 | 51,64 | 56,83 | 65,11 |      |
| MAI                       | 42,38 | 42,38 | 41,39 | 47,40 | 49,18 | 51,64 | 56,83 | 65,11 |      |
| JUN                       | 42,38 | 42,38 | 41,39 | 47,40 | 49,18 | 51,64 | 56,83 | 65,11 |      |
| JUL                       | 42,38 | 42,38 | 44,40 | 47,40 | 49,18 | 55,19 | 56,83 | 65,11 |      |
| AUG                       | 42,38 | 42,38 | 44,40 | 47,40 | 49,18 | 55,19 | 56,83 | 65,11 |      |
| SEP                       | 42,38 | 42,38 | 45,22 | 47,40 | 49,18 | 55,19 | 56,83 | 65,11 |      |
| OCT                       | 42,38 | 43,14 | 45,22 | 47,40 | 51,64 | 55,19 | 61,20 | 66,78 |      |
| NOV                       | 42,38 | 46,31 | 45,22 | 47,40 | 51,64 | 55,19 | 61,20 | 66,78 |      |
| DEC                       | 42,38 | 46,31 | 45,22 | 48,22 | 51,64 | 55,19 | 61,20 | 66,78 |      |
| <u>Pays : FRANCE</u>      |       |       |       |       |       |       |       |       |      |
| <u>Marché : Ø DU PAYS</u> |       |       |       |       |       |       |       |       |      |
| JAN                       | 58,78 | 56,31 | 50,05 | 50,77 | 55,09 | 58,15 | 61,22 | 70,04 |      |
| FEB                       | 58,83 | 56,31 | 50,05 | 51,61 | 55,09 | 58,15 | 61,22 | 70,04 |      |
| MAR                       | 58,83 | 56,31 | 50,05 | 52,30 | 55,09 | 58,15 | 61,22 | 72,35 |      |
| APR                       | 58,83 | 56,31 | 50,05 | 52,39 | 55,09 | 58,15 | 61,22 | 72,43 |      |
| MAI                       | 58,83 | 56,31 | 50,29 | 54,82 | 58,15 | 58,15 | 66,62 | 72,43 |      |
| JUN                       | 58,83 | 56,31 | 50,77 | 55,09 | 58,15 | 61,22 | 66,62 | 72,43 |      |
| JUL                       | 59,45 | 56,31 | 50,77 | 55,09 | 58,15 | 61,22 | 66,62 | 72,43 |      |
| AUG                       | 59,90 | 51,03 | 50,77 | 55,09 | 58,15 | 61,22 | 66,62 | 72,43 |      |
| SEP                       | 59,90 | 50,05 | 50,77 | 55,09 | 58,15 | 61,22 | 66,62 | 72,64 |      |
| OCT                       | 59,90 | 50,05 | 50,77 | 55,09 | 58,15 | 61,22 | 66,62 | 75,62 |      |
| NOV                       | 59,90 | 50,05 | 50,77 | 55,09 | 58,15 | 61,22 | 70,04 | 75,62 |      |
| DEC                       | 60,20 | 50,05 | 50,77 | 55,09 | 58,15 | 61,22 | 70,04 | 75,62 |      |
| <u>Pays : NEDERLAND</u>   |       |       |       |       |       |       |       |       |      |
| <u>Marché : Ø DU PAYS</u> |       |       |       |       |       |       |       |       |      |
| JAN                       | 41,44 | 39,23 | 38,67 | 40,06 | 45,30 | 45,30 | 40,66 | 54,01 |      |
| FEB                       | 41,44 | 38,67 | 38,67 | 40,06 | 45,30 | 45,30 | 51,11 | 56,05 |      |
| MAR                       | 41,44 | 38,67 | 38,67 | 40,06 | 45,30 | 45,30 | 51,11 | 56,05 |      |
| APR                       | 41,44 | 38,67 | 38,67 | 40,33 | 45,30 | 45,30 | 51,11 | 56,05 |      |
| MAI                       | 41,44 | 38,67 | 38,67 | 41,44 | 45,30 | 45,30 | 51,55 | 56,05 |      |
| JUN                       | 41,44 | 38,67 | 38,67 | 41,44 | 45,30 | 46,34 | 51,98 | 56,05 |      |
| JUL                       | 41,44 | 38,67 | 38,67 | 41,88 | 45,30 | 46,69 | 51,98 | 56,05 |      |
| AUG                       | 41,44 | 38,67 | 38,67 | 41,99 | 45,30 | 46,69 | 51,98 | 56,05 |      |
| SEP                       | 41,44 | 38,67 | 38,67 | 43,09 | 45,30 | 47,80 | 51,98 | 56,28 |      |
| OCT                       | 41,44 | 38,67 | 38,67 | 43,37 | 45,30 | 49,08 | 53,00 | 56,45 |      |
| NOV                       | 41,44 | 38,67 | 38,67 | 43,37 | 45,30 | 49,08 | 54,01 | 56,45 |      |
| DEC                       | 41,44 | 38,67 | 38,67 | 44,53 | 45,30 | 49,08 | 54,01 | 56,45 |      |

DO VI/0 4

## PRODUIT : P005 - LAIT CONDENSE (SUCRE)

UC/100 kg

| PERIODE                                     | 1968  | 1969  | 1970  | 1971  | 1972  | 1973  | 1974  | 1975  | 1976  |
|---|-------|-------|-------|-------|-------|-------|-------|-------|-------|
| <u>A. PRIX DE SEUIL</u>                     |       |       |       |       |       |       |       |       |       |
| JAN   |       | 61,75 | 61,75 | 61,75 | 63,70 | 66,10 | 68,00 | 73,30 | 77,20 |
| FEB   |       | 61,75 | 61,75 | 61,75 | 63,70 | 66,10 | 68,00 | 73,30 | 77,20 |
| MAR   |       | 61,75 | 61,75 | 61,75 | 63,70 | 66,10 | 68,00 | 73,30 |       |
| APR   |       | 61,75 | 61,75 | 63,70 | 66,10 | 66,10 | 71,50 | 75,50 |       |
| MAI   |       | 61,75 | 61,75 | 63,70 | 66,10 | 66,10 | 71,50 | 75,50 |       |
| JUN   |       | 61,75 | 61,75 | 63,70 | 66,10 | 68,00 | 71,50 | 75,50 |       |
| JUL   | 29,71 | 61,75 | 61,75 | 63,70 | 66,10 | 68,00 | 71,50 | 75,50 |       |
| AUG   | 61,75 | 61,75 | 61,75 | 63,70 | 66,10 | 68,00 | 71,50 | 75,50 |       |
| SEP   | 61,75 | 61,75 | 61,75 | 63,70 | 66,10 | 68,00 | 71,50 | 75,50 |       |
| OCT   | 61,75 | 61,75 | 61,75 | 63,70 | 66,10 | 68,00 | 71,50 | 75,50 |       |
| NOV   | 61,75 | 61,75 | 61,75 | 63,70 | 66,10 | 68,00 | 73,30 | 77,20 |       |
| DEC   | 61,75 | 61,75 | 61,75 | 63,70 | 66,10 | 68,00 | 73,30 | 77,20 |       |
| <u>B. PRELEVEMENTS A L'IMPORTATION P.T.</u> |       |       |       |       |       |       |       |       |       |
| JAN   |       | 28,88 | 28,88 | 28,88 | 26,68 | 29,08 | 30,15 | 20,54 | 19,97 |
| FEB   |       | 28,88 | 28,88 | 28,88 | 26,68 | 29,08 | 30,15 | 20,54 | 19,97 |
| MAR   |       | 28,88 | 28,88 | 28,88 | 26,68 | 29,08 | 30,15 | 22,60 |       |
| APR   |       | 28,88 | 28,88 | 29,86 | 29,08 | 28,23 | 30,67 | 22,74 |       |
| MAI   |       | 28,88 | 28,88 | 30,83 | 29,08 | 29,49 | 30,67 | 22,74 |       |
| JUN   |       | 28,88 | 28,88 | 30,83 | 29,08 | 29,55 | 30,67 | 22,74 |       |
| JUL   |       | 28,88 | 28,88 | 30,83 | 29,08 | 29,96 | 30,67 | 18,27 |       |
| AUG   | 28,05 | 28,88 | 28,88 | 30,83 | 29,08 | 29,96 | 27,59 | 18,27 |       |
| SEP   | 28,05 | 28,88 | 28,88 | 29,45 | 29,08 | 29,96 | 24,71 | 19,12 |       |
| OCT   | 28,05 | 28,88 | 28,88 | 29,45 | 29,08 | 29,14 | 26,16 | 19,97 |       |
| NOV   | 28,05 | 28,88 | 28,88 | 29,45 | 29,08 | 30,15 | 26,51 | 19,97 |       |
| DEC   | 28,88 | 28,88 | 28,88 | 27,75 | 29,08 | 30,15 | 23,43 | 19,97 |       |

## PRODUIT : PG 05 - LAIT CONDENSE (Suocé)

UC/100Kg

| PERIODE                   | 1968  | 1969  | 1970  | 1971  | 1972  | 1973  | 1974  | 1975  | 1976 |
|---------------------------|-------|-------|-------|-------|-------|-------|-------|-------|------|
| <b>C. PRIX DE MARCHÉ</b>  |       |       |       |       |       |       |       |       |      |
| <u>Pays : FRANCE</u>      |       |       |       |       |       |       |       |       |      |
| <u>Marché : Ø DU PAYS</u> |       |       |       |       |       |       |       |       |      |
| JAN                       | 69,07 | 72,31 | 64,28 | 63,92 | 68,06 | 72,74 | 76,52 | 87,14 |      |
| FEB                       | 69,07 | 72,31 | 64,28 | 65,12 | 68,06 | 72,74 | 76,52 | 87,14 |      |
| MAR                       | 69,07 | 72,31 | 64,28 | 65,72 | 68,06 | 72,74 | 76,52 | 90,60 |      |
| APR                       | 69,07 | 72,31 | 64,28 | 65,72 | 68,06 | 72,74 | 76,52 | 90,71 |      |
| MAI                       | 69,07 | 72,31 | 64,19 | 67,97 | 71,48 | 72,74 | 82,46 | 90,71 |      |
| JUN                       | 69,07 | 72,31 | 63,92 | 68,06 | 72,20 | 76,52 | 82,46 | 90,71 |      |
| JUL                       | 69,66 | 72,31 | 63,92 | 68,06 | 72,74 | 76,52 | 82,46 | 90,71 |      |
| AUG                       | 70,08 | 66,61 | 63,92 | 68,06 | 72,74 | 76,52 | 82,46 | 90,71 |      |
| SEP                       | 70,08 | 64,28 | 63,92 | 68,06 | 72,74 | 76,52 | 82,46 | 91,02 |      |
| OCT                       | 70,08 | 64,28 | 63,92 | 68,06 | 72,74 | 76,52 | 82,46 | 95,33 |      |
| NOV                       | 70,08 | 64,28 | 63,92 | 68,06 | 72,74 | 76,52 | 87,14 | 95,33 |      |
| DEC                       | 70,08 | 64,28 | 63,92 | 68,06 | 72,74 | 76,52 | 87,14 | 95,33 |      |
| <u>Pays : NEIDERLAND</u>  |       |       |       |       |       |       |       |       |      |
| <u>Marché : Ø DU PAYS</u> |       |       |       |       |       |       |       |       |      |
| JAN                       | 62,15 | 57,73 | 54,97 | 56,91 | 62,98 | 62,98 | 68,24 | 75,50 |      |
| FEB                       | 62,15 | 56,63 | 54,97 | 56,91 | 62,98 | 62,98 | 70,57 | 77,54 |      |
| MAR                       | 62,15 | 56,63 | 54,97 | 56,91 | 62,98 | 62,98 | 70,57 | 77,54 |      |
| APR                       | 62,15 | 56,63 | 54,97 | 57,18 | 62,98 | 62,98 | 70,57 | 77,54 |      |
| MAI                       | 62,15 | 56,63 | 54,97 | 58,29 | 62,98 | 62,98 | 71,29 | 77,54 |      |
| JUN                       | 62,15 | 56,63 | 54,97 | 58,29 | 62,98 | 63,81 | 72,02 | 77,54 |      |
| JUL                       | 62,15 | 55,30 | 54,97 | 58,73 | 62,98 | 64,09 | 72,02 | 77,54 |      |
| AUG                       | 62,15 | 54,97 | 54,97 | 58,84 | 62,98 | 64,09 | 72,02 | 77,54 |      |
| SEP                       | 62,15 | 54,97 | 54,97 | 59,50 | 62,98 | 65,62 | 72,02 | 77,86 |      |
| OCT                       | 62,15 | 54,97 | 54,97 | 59,67 | 62,98 | 67,37 | 73,76 | 78,10 |      |
| NOV                       | 62,15 | 54,97 | 54,97 | 59,67 | 62,98 | 67,37 | 75,50 | 78,10 |      |
| DEC                       | 62,15 | 54,97 | 54,97 | 60,99 | 62,98 | 67,37 | 75,50 | 78,10 |      |

PRODUIT : PG 06 - BEURRE

UC/100kg

| PERIODE                                     | 1968   | 1969   | 1970   | 1971   | 1972   | 1973   | 1974   | 1975   | 1976   |
|---|--------|--------|--------|--------|--------|--------|--------|--------|--------|
| <b>A. PRIX DE SEUIL</b>                     |        |        |        |        |        |        |        |        |        |
| JAN   |        | 191,25 | 191,25 | 191,25 | 195,80 | 201,15 | 191,15 | 198,75 | 224,75 |
| FEB   |        | 191,25 | 191,25 | 191,25 | 195,80 | 201,15 | 191,15 | 198,75 | 224,75 |
| MAR   |        | 191,25 | 191,25 | 191,25 | 195,80 | 201,15 | 191,15 | 198,75 |        |
| APR   |        | 191,25 | 191,25 | 195,80 | 201,15 | 201,15 | 191,15 | 209,80 |        |
| MAI   |        | 191,25 | 191,25 | 195,80 | 201,15 | 201,15 | 191,15 | 209,80 |        |
| JUN   |        | 191,25 | 191,25 | 195,80 | 201,15 | 191,15 | 191,15 | 209,80 |        |
| JUL   | 29,7   | 191,25 | 191,25 | 195,80 | 201,15 | 191,15 | 191,15 | 209,80 |        |
| AUG   | 191,25 | 191,25 | 191,25 | 195,80 | 201,15 | 191,15 | 191,15 | 209,80 |        |
| SEP   | 191,25 | 191,25 | 191,25 | 195,80 | 201,15 | 191,15 | 191,15 | 209,80 |        |
| OCT   | 191,25 | 191,25 | 191,25 | 195,80 | 201,15 | 191,15 | 191,15 | 224,75 |        |
| NOV   | 191,25 | 191,25 | 191,25 | 195,80 | 201,15 | 191,15 | 198,75 | 224,75 |        |
| DEC   | 191,25 | 191,25 | 191,25 | 195,80 | 201,15 | 191,15 | 198,75 | 224,75 |        |
| <b>B. PRELEVEMENTS A L'IMPORTATION P.T.</b> |        |        |        |        |        |        |        |        |        |
| JAN   |        | 161,25 | 161,25 | 146,98 | 66,00  | 133,51 | 129,77 | 142,36 | 152,17 |
| FEB   |        | 161,25 | 161,25 | 134,25 | 63,80  | 133,75 | 127,60 | 147,86 | 152,17 |
| MAR   |        | 161,25 | 161,25 | 131,09 | 71,51  | 136,21 | 128,93 | 151,95 |        |
| APR   |        | 161,25 | 161,25 | 122,29 | 79,52  | 142,27 | 128,53 | 152,80 |        |
| MAI   |        | 161,25 | 161,25 | 90,64  | 87,83  | 134,05 | 129,05 | 144,05 |        |
| JUN   |        | 161,25 | 161,25 | 95,47  | 100,13 | 128,12 | 130,51 | 144,81 |        |
| JUL   |        | 161,25 | 160,25 | 86,80  | 118,25 | 128,12 | 124,15 | 144,04 |        |
| AUG   | 154,75 | 161,25 | 160,25 | 86,80  | 121,58 | 134,15 | 122,46 | 139,81 |        |
| SEP   | 161,25 | 161,25 | 158,19 | 84,61  | 124,70 | 134,15 | 126,17 | 146,24 |        |
| OCT   | 161,25 | 161,25 | 154,25 | 76,58  | 135,48 | 134,15 | 132,30 | 153,71 |        |
| NOV   | 161,25 | 161,25 | 151,25 | 71,89  | 135,48 | 133,65 | 134,83 | 153,71 |        |
| DEC   | 161,25 | 161,25 | 147,75 | 68,35  | 135,48 | 131,88 | 136,94 | 152,92 |        |

DO VI/G 4

PRODUIT : PG 06 - BEURRE

UC/100 kg

| PERIODE                       | 1968   | 1969   | 1970   | 1971   | 1972   | 1973   | 1974   | 1975   | 1976 |
|-------------------------------|--------|--------|--------|--------|--------|--------|--------|--------|------|
| <b>C. PRIX DE MARCHÉ</b>      |        |        |        |        |        |        |        |        |      |
| <b>Pays : BELGIQUE/BELGIE</b> |        |        |        |        |        |        |        |        |      |
| <b>Marché : Ø DU PAYS</b>     |        |        |        |        |        |        |        |        |      |
| JAN                           | 194,80 | 175,10 | 176,68 | 174,87 | 179,63 | 186,00 | 176,76 | 189,50 |      |
| FEB                           | 194,80 | 175,57 | 177,08 | 175,20 | 179,42 | 186,00 | 177,00 | 191,50 |      |
| MAR                           | 194,80 | 175,35 | 177,08 | 175,48 | 179,26 | 186,00 | 177,20 | 194,56 |      |
| APR                           | 194,53 | 175,03 | 176,90 | 178,00 | 179,88 | 186,00 | 177,10 | 194,80 |      |
| MAI                           | 194,50 | 175,76 | 176,70 | 179,16 | 179,83 | 180,32 | 177,10 | 194,80 |      |
| JUN                           | 194,50 | 175,00 | 176,80 | 179,20 | 179,88 | 176,20 | 177,14 | 194,90 |      |
| JUL                           | 194,50 | 176,10 | 176,90 | 179,50 | 179,90 | 176,20 | 177,20 | 195,98 |      |
| AUG                           | 187,50 | 176,32 | 177,03 | 179,56 | 180,52 | 176,20 | 177,20 | 198,50 |      |
| SEP                           | 176,25 | 176,65 | 177,18 | 179,78 | 184,26 | 176,20 | 177,50 | 206,97 |      |
| OCT                           | 176,00 | 176,40 | 177,30 | 179,98 | 186,00 | 176,44 | 184,00 | 209,51 |      |
| NOV                           | 175,17 | 176,46 | 177,40 | 180,00 | 186,00 | 176,50 | 184,10 | 209,51 |      |
| DEC                           | 175,40 | 176,48 | 177,50 | 180,04 | 186,00 | 176,50 | 185,93 | 209,51 |      |
| <b>Pays : DEUTSCHLAND</b>     |        |        |        |        |        |        |        |        |      |
| <b>Marché : KÖLN</b>          |        |        |        |        |        |        |        |        |      |
| JAN                           | 168,00 | 167,38 | 173,50 | 175,14 | 183,51 | 185,66 | 177,32 | 188,05 |      |
| FEB                           | 168,00 | 167,38 | 173,43 | 175,20 | 182,51 | 185,66 | 176,88 | 189,38 |      |
| MAR                           | 167,00 | 167,19 | 173,22 | 175,41 | 180,46 | 185,22 | 177,05 | 194,48 |      |
| APR                           | 166,25 | 166,25 | 172,88 | 180,77 | 181,08 | 184,43 | 177,05 | 194,62 |      |
| MAI                           | 165,75 | 165,83 | 172,36 | 180,87 | 179,78 | 180,67 | 177,05 | 194,76 |      |
| JUN                           | 165,00 | 165,69 | 172,81 | 180,87 | 179,78 | 176,91 | 177,05 | 195,50 |      |
| JUL                           | 165,00 | 165,94 | 173,06 | 182,79 | 180,05 | 176,91 | 177,15 | 196,58 |      |
| AUG                           | 165,25 | 166,33 | 173,60 | 184,19 | 182,79 | 176,91 | 177,53 | 201,61 |      |
| SEP                           | 166,50 | 166,91 | 174,76 | 185,03 | 186,75 | 178,42 | 180,84 | 209,85 |      |
| OCT                           | 167,25 | 170,00 | 175,00 | 185,11 | 186,07 | 179,07 | 186,34 | 209,85 |      |
| NOV                           | 167,50 | 182,51 | 175,04 | 184,26 | 185,66 | 179,24 | 186,34 | 209,85 |      |
| DEC                           | 167,50 | 181,66 | 175,14 | 184,15 | 185,66 | 178,96 | 186,89 | 209,85 |      |
| <b>Pays : FRANCE</b>          |        |        |        |        |        |        |        |        |      |
| <b>Marché : Ø DU PAYS</b>     |        |        |        |        |        |        |        |        |      |
| JAN                           | 174,85 | 176,99 | 159,16 | 171,54 | 184,73 | 186,93 | 179,14 | 195,38 |      |
| FEB                           | 173,52 | 176,78 | 160,82 | 174,28 | 184,73 | 186,66 | 179,37 | 196,67 |      |
| MAR                           | 174,51 | 176,27 | 161,05 | 174,73 | 182,11 | 186,92 | 180,00 | 197,87 |      |
| APR                           | 173,55 | 176,22 | 163,08 | 177,93 | 181,48 | 186,75 | 179,43 | 197,38 |      |
| MAI                           | 173,26 | 175,81 | 165,42 | 180,49 | 181,21 | 183,21 | 179,01 | 197,41 |      |
| JUN                           | 174,79 | 176,17 | 165,91 | 182,56 | 180,85 | 177,16 | 178,96 | 197,70 |      |
| JUL                           | 175,69 | 175,98 | 166,22 | 183,69 | 180,40 | 176,67 | 178,65 | 198,20 |      |
| AUG                           | 176,33 | 162,14 | 165,60 | 184,19 | 181,12 | 177,16 | 178,92 | 200,78 |      |
| SEP                           | 176,73 | 156,73 | 166,63 | 185,19 | 184,82 | 178,02 | 183,32 | 205,92 |      |
| OCT                           | 176,41 | 157,49 | 168,52 | 185,63 | 186,30 | 179,79 | 185,00 | 211,18 |      |
| NOV                           | 177,00 | 157,75 | 169,33 | 185,63 | 186,71 | 180,18 | 186,53 | 213,17 |      |
| DEC                           | 176,83 | 158,29 | 169,92 | 185,19 | 187,34 | 180,04 | 190,85 | 212,90 |      |

DG VI/C 4

PRODUIT : PG 06 - BEURRE

UC/100 kg

| PERIODE                   | 1968   | 1969   | 1970   | 1971   | 1972   | 1973   | 1974   | 1975   | 1976 |
|---------------------------|--------|--------|--------|--------|--------|--------|--------|--------|------|
| <u>C. PRIX DE MARCHÉ</u>  |        |        |        |        |        |        |        |        |      |
| <u>Pays : ITALIA</u>      |        |        |        |        |        |        |        |        |      |
| <u>Marché : MILANO</u>    |        |        |        |        |        |        |        |        |      |
| JAN                       | 167,84 | 184,60 | 178,40 | 190,40 | 192,00 | 197,12 | 179,02 | 207,38 |      |
| FEB                       | 168,48 | 183,20 | 179,20 | 185,60 | 188,48 | 193,60 | 180,65 | 207,53 |      |
| MAR                       | 170,80 | 182,40 | 180,96 | 184,48 | 186,24 | 194,40 | 184,55 | 202,71 |      |
| APR                       | 168,48 | 180,80 | 180,80 | 188,00 | 188,48 | 191,47 | 185,92 | 199,39 |      |
| MAI                       | 165,76 | 181,20 | 175,60 | 196,48 | 191,20 | 184,32 | 199,79 | 194,75 |      |
| JUN                       | 168,48 | 185,60 | 180,20 | 196,64 | 187,20 | 182,20 | 201,69 | 198,80 |      |
| JUL                       | 168,32 | 178,88 | 178,20 | 200,40 | 184,16 | 186,20 | 193,98 | 200,55 |      |
| AUG                       | 170,88 | 183,60 | 179,60 | 197,60 | 185,28 | 187,20 | 183,77 | 199,30 |      |
| SEP                       | 182,08 | 188,00 | 189,92 | 198,72 | 197,44 | 187,60 | 189,76 | 212,08 |      |
| OCT                       | 187,04 | 189,80 | 192,00 | 194,80 | 196,32 | 192,16 | 197,67 | 213,68 |      |
| NOV                       | 189,60 | 180,80 | 194,20 | 193,60 | 198,08 | 187,31 | 198,92 | 214,12 |      |
| DEC                       | 188,48 | 180,48 | 193,76 | 192,64 | 205,33 | 187,69 | 202,28 | 214,99 |      |
| <u>Pays : NEDERLAND</u>   |        |        |        |        |        |        |        |        |      |
| <u>Marché : Ø DU PAYS</u> |        |        |        |        |        |        |        |        |      |
| JAN                       | 159,67 | 168,51 | 166,30 | 172,38 | 177,62 | 185,08 | 175,98 | 193,99 |      |
| FEB                       | 159,67 | 168,51 | 166,30 | 172,38 | 176,93 | 185,08 | 175,98 | 194,06 |      |
| MAR                       | 160,67 | 168,51 | 166,30 | 172,38 | 177,24 | 185,08 | 176,27 | 193,35 |      |
| APR                       | 167,40 | 168,51 | 166,30 | 177,62 | 179,01 | 185,08 | 177,14 | 192,83 |      |
| MAI                       | 167,40 | 168,51 | 169,94 | 177,62 | 179,01 | 179,12 | 177,14 | 193,26 |      |
| JUN                       | 167,40 | 168,51 | 172,38 | 177,62 | 179,01 | 175,14 | 177,43 | 194,10 |      |
| JUL                       | 167,40 | 168,07 | 172,38 | 177,62 | 179,01 | 175,14 | 178,02 | 197,18 |      |
| AUG                       | 174,59 | 166,30 | 172,38 | 177,62 | 179,56 | 175,14 | 178,02 | 201,39 |      |
| SEP                       | 174,59 | 166,30 | 172,38 | 177,62 | 184,11 | 175,08 | 179,58 | 206,68 |      |
| OCT                       | 174,59 | 166,30 | 172,38 | 177,62 | 185,08 | 175,40 | 184,69 | 207,09 |      |
| NOV                       | 174,59 | 166,30 | 172,38 | 177,62 | 185,08 | 175,84 | 185,28 | 207,68 |      |
| DEC                       | 174,59 | 166,30 | 172,38 | 177,79 | 185,08 | 175,98 | 190,15 | 207,97 |      |
| <u>Pays : DANMARK</u>     |        |        |        |        |        |        |        |        |      |
| <u>Marché : Ø DU PAYS</u> |        |        |        |        |        |        |        |        |      |
| JAN                       | 88,80  | 85,33  | 95,33  | 93,33  | 131,96 | 128,66 | 171,54 | 194,37 |      |
| FEB                       | 85,33  | 85,33  | 95,33  | 93,33  | 131,96 | 168,24 | 171,54 | 195,30 |      |
| MAR                       | 85,33  | 77,20  | 95,33  | 93,33  | 131,96 | 171,54 | 171,54 | 195,30 |      |
| APR                       | 85,33  | 72,00  | 95,33  | 93,33  | 127,48 | 171,54 | 171,54 | 195,30 |      |
| MAI                       | 75,87  | 72,00  | 90,27  | 104,00 | 118,77 | 171,54 | 171,54 | 195,30 |      |
| JUN                       | 72,00  | 72,00  | 80,00  | 106,67 | 118,77 | 171,54 | 171,54 | 195,30 |      |
| JUL                       | 72,00  | 72,00  | 80,00  | 106,67 | 108,34 | 171,54 | 171,54 | 196,94 |      |
| AUG                       | 72,00  | 79,20  | 81,73  | 109,20 | 105,57 | 171,54 | 171,54 | 201,89 |      |
| SEP                       | 72,00  | 90,00  | 93,33  | 118,00 | 115,73 | 171,54 | 171,54 | 206,64 |      |
| OCT                       | 72,00  | 95,33  | 93,33  | 120,00 | 118,77 | 171,54 | 171,54 | 209,81 |      |
| NOV                       | 82,00  | 95,33  | 93,33  | 122,27 | 118,77 | 171,54 | 171,54 | 209,81 |      |
| DEC                       | 85,33  | 95,33  | 93,33  | 132,85 | 118,77 | 171,54 | 175,50 | 209,81 |      |

## PRODUIT : PG 06 - BEURRE

UC/100kg

| PERIODE                      | 1968   | 1969   | 1970   | 1971   | 1972   | 1973   | 1974   | 1975   | 1976 |
|------------------------------|--------|--------|--------|--------|--------|--------|--------|--------|------|
| <b>G. PRIX DE MARCHÉ</b>     |        |        |        |        |        |        |        |        |      |
| Pays : <u>IRELAND</u>        |        |        |        |        |        |        |        |        |      |
| Marché : <u>DU PAYS</u>      |        |        |        |        |        |        |        |        |      |
| JAN                          | 117,40 | 117,40 | 117,40 | 117,40 | 129,68 | 129,68 | 97,78  | 145,75 |      |
| FEB                          | 117,40 | 117,40 | 117,40 | 117,40 | 129,68 | 116,95 | 101,19 | 146,71 |      |
| MAR                          | 117,40 | 117,40 | 117,40 | 117,40 | 129,68 | 116,95 | 101,71 | 149,40 |      |
| APR                          | 117,40 | 117,40 | 117,40 | 117,40 | 129,68 | 116,95 | 120,36 | 148,95 |      |
| MAI                          | 117,40 | 117,40 | 117,40 | 117,40 | 129,68 | 116,95 | 120,36 | 148,95 |      |
| JUN                          | 117,40 | 117,40 | 117,40 | 117,40 | 129,68 | 116,95 | 122,49 | 148,95 |      |
| JUL                          | 117,40 | 117,40 | 117,40 | 117,40 | 129,68 | 116,95 | 124,62 | 150,30 |      |
| AUG                          | 117,40 | 117,40 | 117,40 | 117,40 | 129,68 | 116,95 | 124,62 | 152,20 |      |
| SEP                          | 117,40 | 117,40 | 117,40 | 117,40 | 129,68 | 116,95 | 124,62 | 156,30 |      |
| OCT                          | 117,40 | 117,40 | 117,40 | 117,40 | 129,68 | 116,95 | 128,31 | 157,82 |      |
| NOV                          | 117,40 | 117,40 | 117,40 | 129,68 | 129,68 | 116,95 | 133,28 | 157,42 |      |
| DEC                          | 117,40 | 117,40 | 117,40 | 129,68 | 129,68 | 116,95 | 136,73 | 158,27 |      |
| Pays : <u>UNITED KINGDOM</u> |        |        |        |        |        |        |        |        |      |
| Marché : <u>LONDON</u>       |        |        |        |        |        |        |        |        |      |
| JAN                          |        | 79,84  | 83,83  | 93,59  | 143,85 | 107,62 | 103,44 | 132,05 |      |
| FEB                          |        | 80,64  | 83,64  | 93,68  | 143,85 | 96,93  | 103,36 | 139,01 |      |
| MAR                          |        | 80,50  | 83,83  | 98,17  | 142,34 | 96,93  | 103,36 | 157,78 |      |
| APR                          |        | 80,34  | 83,78  | 98,50  | 136,39 | 97,01  | 119,93 | 157,55 |      |
| MAI                          |        | 80,38  | 80,85  | 113,19 | 136,39 | 100,12 | 120,10 | 158,34 |      |
| JUN                          |        | 80,41  | 85,18  | 118,25 | 128,27 | 102,59 | 120,87 | 159,64 |      |
| JUL                          |        | 80,41  | 89,29  | 129,68 | 115,22 | 103,91 | 120,87 | 159,64 |      |
| AUG                          | 79,60  | 80,34  | 89,36  | 129,68 | 107,48 | 103,40 | 120,66 | 158,99 |      |
| SEP                          | 79,53  | 81,14  | 89,36  | 133,84 | 107,48 | 103,32 | 120,78 | 165,05 |      |
| OCT                          | 79,39  | 81,75  | 90,04  | 138,56 | 106,91 | 103,40 | 128,29 | 165,77 |      |
| NOV                          | 79,70  | 83,41  | 93,87  | 140,69 | 107,48 | 103,32 | 128,29 | 163,72 |      |
| DEC                          | 79,46  | 83,41  | 93,84  | 143,85 | 107,48 | 103,56 | 130,39 | 165,76 |      |



## PRODUIT : PG 07 - BOGENTAL

UC/100kg

| PERIODE                                     | 1968         | 1969   | 1970   | 1971   | 1972   | 1973   | 1974   | 1975   | 1976   |
|---|--------------|--------|--------|--------|--------|--------|--------|--------|--------|
| <u>A. PRIX DE SEUIL</u>                     |              |        |        |        |        |        |        |        |        |
| JAN   |              | 149,25 | 149,25 | 149,25 | 157,85 | 170,03 | 179,30 | 202,42 | 223,56 |
| FEB   |              | 149,25 | 149,25 | 149,25 | 157,85 | 170,03 | 179,30 | 202,42 | 223,56 |
| MAR   |              | 149,25 | 149,25 | 149,25 | 157,85 | 170,03 | 179,30 | 202,42 |        |
| APR   |              | 149,25 | 149,25 | 157,85 | 170,03 | 170,03 | 192,00 | 202,42 | 214,18 |
| MAI   |              | 149,25 | 149,25 | 157,85 | 170,03 | 170,03 | 192,00 | 214,18 |        |
| JUN   |              | 149,25 | 149,25 | 157,85 | 170,03 | 170,03 | 192,00 | 214,18 |        |
| JUL   | 29,7: 149,25 | 149,25 | 149,25 | 157,85 | 170,03 | 179,30 | 192,00 | 214,18 |        |
| AUG   | 149,25       | 149,25 | 149,25 | 157,85 | 170,03 | 179,30 | 192,00 | 214,18 |        |
| SEP   | 149,25       | 149,25 | 149,25 | 157,85 | 170,03 | 179,30 | 192,00 | 214,18 |        |
| OCT   | 149,25       | 149,25 | 149,25 | 157,85 | 170,03 | 179,30 | 192,00 | 214,18 |        |
| NOV   | 149,25       | 149,25 | 149,25 | 157,85 | 170,03 | 179,30 | 202,42 | 223,56 |        |
| DEC   | 149,25       | 149,25 | 149,25 | 157,85 | 170,03 | 179,30 | 202,42 | 223,56 |        |
| <u>B. PRELEVEMENTS A L'IMPORTATION P.T.</u> |              |        |        |        |        |        |        |        |        |
| JAN   |              | 103,10 | 53,79  | 59,25  | 51,93  | 65,67  | 107,04 | 108,76 | 129,90 |
| FEB   |              | 103,10 | 48,46  | 59,25  | 49,99  | 78,97  | 101,21 | 108,76 | 129,90 |
| MAR   |              | 103,10 | 45,25  | 59,25  | 49,99  | 78,97  | 100,05 | 119,76 |        |
| APR   |              | 103,10 | 45,25  | 63,55  | 62,17  | 87,72  | 112,75 | 120,52 |        |
| MAI   |              | 103,10 | 48,35  | 67,85  | 63,98  | 94,82  | 112,75 | 120,52 |        |
| JUN   |              | 96,05  | 55,75  | 67,85  | 65,67  | 102,44 | 108,05 | 120,52 |        |
| JUL   |              | 88,99  | 59,25  | 67,85  | 65,67  | 104,17 | 108,05 | 120,52 |        |
| AUG   | 103,10       | 88,99  | 59,25  | 67,85  | 65,67  | 105,65 | 108,05 | 120,52 |        |
| SEP   | 94,18        | 88,99  | 59,25  | 67,85  | 65,67  | 107,04 | 108,05 | 125,21 |        |
| OCT   | 85,25        | 88,99  | 59,25  | 67,85  | 65,67  | 107,04 | 116,45 | 129,90 |        |
| NOV   | 85,25        | 88,99  | 59,25  | 58,59  | 65,67  | 107,04 | 118,47 | 129,90 |        |
| DEC   | 85,67        | 72,22  | 59,25  | 54,00  | 65,67  | 107,04 | 108,76 | 129,90 |        |

DG VI/0 4

PRODUIT : FO 07 - EMMENTAL

UC/100 kg

| PERIODE                   | 1968   | 1969   | 1970   | 1971   | 1972   | 1973   | 1974   | 1975   | 1976 |
|---------------------------|--------|--------|--------|--------|--------|--------|--------|--------|------|
| <u>C. PRIX DE MARCHÉ</u>  |        |        |        |        |        |        |        |        |      |
| <u>Pays : DEUTSCHLAND</u> |        |        |        |        |        |        |        |        |      |
| <u>Marché : KEMPTEN</u>   |        |        |        |        |        |        |        |        |      |
| JAN                       | 122,50 | 123,13 | 146,69 | 145,26 | 151,64 | 154,10 | 162,91 | 182,72 |      |
| FEB                       | 121,25 | 124,06 | 146,86 | 145,15 | 151,27 | 152,94 | 165,81 | 183,40 |      |
| MAR                       | 120,25 | 125,16 | 147,20 | 146,72 | 153,69 | 152,32 | 168,55 | 189,04 |      |
| APR                       | 119,50 | 126,85 | 147,54 | 150,00 | 155,57 | 151,64 | 173,50 | 191,06 |      |
| MAI                       | 120,25 | 129,00 | 147,54 | 151,37 | 155,74 | 151,64 | 175,55 | 191,97 |      |
| JUN                       | 121,50 | 129,85 | 147,54 | 151,64 | 155,74 | 151,64 | 175,56 | 192,11 |      |
| JUL                       | 122,50 | 131,10 | 147,13 | 151,64 | 155,74 | 151,64 | 176,23 | 192,46 |      |
| AUG                       | 124,00 | 132,50 | 145,49 | 151,13 | 155,74 | 151,64 | 176,23 | 192,81 |      |
| SEP                       | 124,75 | 132,50 | 144,81 | 149,59 | 155,74 | 151,84 | 176,37 | 193,85 |      |
| OCT                       | 124,75 | 135,65 | 144,81 | 149,08 | 155,74 | 155,46 | 179,82 | 195,60 |      |
| NOV                       | 123,25 | 146,17 | 145,27 | 150,73 | 155,74 | 157,79 | 181,97 | 196,13 |      |
| DEC                       | 123,25 | 146,17 | 145,49 | 151,64 | 155,05 | 159,56 | 182,38 | 197,00 |      |
| <u>Pays : FRANCE</u>      |        |        |        |        |        |        |        |        |      |
| <u>Marché : Ø DU PAYS</u> |        |        |        |        |        |        |        |        |      |
| JAN                       | 122,04 | 120,15 | 137,46 | 131,84 | 148,72 | 143,59 | 161,50 | 191,57 |      |
| FEB                       | 122,19 | 121,07 | 140,84 | 132,15 | 151,28 | 142,15 | 168,79 | 188,35 |      |
| MAR                       | 122,15 | 122,09 | 142,05 | 132,11 | 153,58 | 143,57 | 172,84 | 189,18 |      |
| APR                       | 121,87 | 124,37 | 142,09 | 133,48 | 154,93 | 143,50 | 174,93 | 190,88 |      |
| MAI                       | 121,08 | 125,05 | 143,09 | 134,09 | 154,88 | 143,75 | 176,62 | 190,35 |      |
| JUN                       | 119,80 | 125,83 | 142,41 | 134,72 | 153,76 | 140,57 | 175,54 | 187,65 |      |
| JUL                       | 117,58 | 126,59 | 140,43 | 133,91 | 149,71 | 140,43 | 173,34 | 186,80 |      |
| AUG                       | 118,50 | 117,68 | 138,81 | 133,59 | 148,86 | 140,90 | 172,80 | 186,59 |      |
| SEP                       | 117,07 | 116,49 | 135,53 | 132,94 | 147,23 | 139,44 | 171,98 | 186,24 |      |
| OCT                       | 118,66 | 120,09 | 133,34 | 135,08 | 146,51 | 145,76 | 173,16 | 188,60 |      |
| NOV                       | 119,18 | 124,59 | 131,16 | 139,71 | 144,76 | 149,62 | 176,04 | 189,85 |      |
| DEC                       | 119,40 | 129,67 | 130,67 | 143,10 | 144,70 | 155,20 | 182,71 | 192,39 |      |

DG VI/0 4

## PRODUIT : PG 08 - FROMAGE A PATE PERSILLEE

UC/ 100 kg

| PERIODE                                     | 1968          | 1969   | 1970   | 1971   | 1972   | 1973   | 1974   | 1975   | 1976   |
|---|---------------|--------|--------|--------|--------|--------|--------|--------|--------|
| <u>A. PRIX DE SEUIL</u>                     |               |        |        |        |        |        |        |        |        |
| JAN   |               | 132,25 | 132,25 | 132,25 | 139,00 | 147,15 | 153,20 | 168,95 | 182,30 |
| FEB   |               | 132,25 | 132,25 | 132,25 | 139,00 | 147,15 | 153,20 | 168,95 | 182,30 |
| MAR   |               | 132,25 | 132,25 | 132,25 | 139,00 | 147,15 | 153,20 | 168,95 |        |
| APR   |               | 132,25 | 132,25 | 139,00 | 147,15 | 147,15 | 162,70 | 176,70 |        |
| MAI   |               | 132,25 | 132,25 | 139,00 | 147,15 | 147,15 | 162,70 | 176,70 |        |
| JUN   |               | 132,25 | 132,25 | 139,00 | 147,15 | 153,20 | 162,70 | 176,70 |        |
| JUL   | 29.7 : 132,25 | 132,25 | 132,25 | 139,00 | 147,15 | 153,20 | 162,70 | 176,70 |        |
| AUG   | 132,25        | 132,25 | 132,25 | 139,00 | 147,15 | 153,20 | 162,70 | 176,70 |        |
| SEP   | 132,25        | 132,25 | 132,25 | 139,00 | 147,15 | 153,20 | 162,70 | 176,70 |        |
| OCT   | 132,25        | 132,25 | 132,25 | 139,00 | 147,15 | 153,20 | 162,70 | 176,70 |        |
| NOV   | 132,25        | 132,25 | 132,25 | 139,00 | 147,15 | 153,20 | 168,95 | 182,30 |        |
| DEC   | 132,25        | 132,25 | 132,25 | 139,00 | 147,15 | 153,20 | 168,95 | 182,30 |        |
| <u>B. PRELEVEMENTS A L'IMPORTATION P.T.</u> |               |        |        |        |        |        |        |        |        |
| JAN   |               | 34,67  | 34,67  | 34,67  | 32,36  | 39,95  | 50,49  | 75,48  | 86,12  |
| FEB   |               | 34,67  | 34,67  | 34,67  | 31,03  | 40,95  | 51,49  | 76,61  | 94,61  |
| MAR   |               | 34,67  | 34,67  | 34,67  | 31,03  | 40,95  | 54,05  | 84,58  |        |
| APR   |               | 34,67  | 34,67  | 38,05  | 39,18  | 45,23  | 63,55  | 84,83  |        |
| MAI   |               | 34,67  | 34,67  | 41,42  | 39,43  | 50,13  | 67,39  | 84,23  |        |
| JUN   |               | 34,67  | 34,67  | 41,42  | 39,95  | 51,61  | 68,94  | 83,73  |        |
| JUL   |               | 34,67  | 34,67  | 41,42  | 39,95  | 58,20  | 69,07  | 83,22  |        |
| AUG   | 41,90         | 34,67  | 34,67  | 41,42  | 39,95  | 58,20  | 68,69  | 81,00  |        |
| SEP   | 48,62         | 34,67  | 34,67  | 41,42  | 39,95  | 58,20  | 67,82  | 83,23  |        |
| OCT   | 48,62         | 34,67  | 34,67  | 41,42  | 39,95  | 58,20  | 71,12  | 86,03  |        |
| NOV   | 34,67         | 34,67  | 34,67  | 35,09  | 39,95  | 58,20  | 74,81  | 87,32  |        |
| DEC   | 34,67         | 34,67  | 34,67  | 32,36  | 39,95  | 55,51  | 75,48  | 87,32  |        |

DG VI/G 4

PRODUIT : PG 08 - FROMAGE A PAILLE PERSILLÉE

UC/100 kg

| PERIODE                             | 1968   | 1969   | 1970   | 1971   | 1972   | 1973   | 1974   | 1975   | 1976 |
|-------------------------------------|--------|--------|--------|--------|--------|--------|--------|--------|------|
| <u>C. PRIX DE MARCHÉ</u>            |        |        |        |        |        |        |        |        |      |
| <u>Pays : FRANCE</u>                |        |        |        |        |        |        |        |        |      |
| <u>Marché : Ø DU PAYS</u>           |        |        |        |        |        |        |        |        |      |
| JAN                                 | 131,45 | 136,36 | 122,65 | 136,74 | 152,41 | 172,90 | 183,65 | 219,17 |      |
| FEB                                 | 130,88 | 131,66 | 121,48 | 136,79 | 153,67 | 172,57 | 185,63 | 220,07 |      |
| MAR                                 | 131,54 | 136,21 | 123,11 | 138,81 | 154,30 | 173,42 | 187,92 | 227,62 |      |
| APR                                 | 131,70 | 135,00 | 122,72 | 138,96 | 152,63 | 174,37 | 191,40 | 232,53 |      |
| MAI                                 | 130,67 | 137,45 | 124,28 | 140,16 | 158,12 | 172,41 | 197,03 | 233,03 |      |
| JUN                                 | 132,06 | 136,21 | 126,84 | 140,16 | 165,82 | 174,19 | 198,23 | 191,48 |      |
| JUL                                 | 132,89 | 137,98 | 128,48 | 140,43 | 165,06 | 174,28 | 199,31 | 188,94 |      |
| AUG                                 | 134,13 | 126,55 | 129,18 | 146,29 | 164,85 | 177,85 | 201,83 | 187,94 |      |
| SEP                                 | 133,53 | 120,02 | 130,17 | 145,87 | 164,25 | 182,57 | 206,26 | 186,55 |      |
| OCT                                 | 135,34 | 121,82 | 129,90 | 147,68 | 165,73 | 182,42 | 205,70 | 191,05 |      |
| NOV                                 | 137,14 | 122,07 | 135,30 | 151,01 | 168,02 | 181,89 | 214,70 | 195,45 |      |
| DEC                                 | 136,52 | 121,64 | 134,13 | 154,95 | 167,49 | 183,03 | 218,48 | 195,24 |      |
| <u>Pays : ITALIA</u>                |        |        |        |        |        |        |        |        |      |
| <u>Marché : MILANO (GORGONZOLA)</u> |        |        |        |        |        |        |        |        |      |
| JAN                                 | 123,84 | 148,60 | 131,20 | 158,40 | 154,40 | 160,96 | 176,45 | 191,48 |      |
| FEB                                 | 121,44 | 150,40 | 126,80 | 154,40 | 145,92 | 155,00 | 173,81 | 188,78 |      |
| MAR                                 | 120,80 | 144,80 | 126,40 | 144,80 | 138,08 | 147,20 | 168,54 | 176,99 |      |
| APR                                 | 118,72 | 134,56 | 130,00 | 142,40 | 131,20 | 145,07 | 160,11 | 170,07 |      |
| MAI                                 | 118,40 | 127,80 | 129,20 | 139,68 | 133,44 | 142,24 | 155,90 | 163,48 |      |
| JUN                                 | 120,80 | 120,80 | 130,40 | 138,24 | 145,60 | 140,00 | 155,90 | 161,61 |      |
| JUL                                 | 120,32 | 124,96 | 130,40 | 144,00 | 145,44 | 136,40 | 150,31 | 157,38 |      |
| AUG                                 | 120,00 | 128,40 | 130,40 | 149,20 | 143,52 | 136,00 | 142,57 | 156,01 |      |
| SEP                                 | 132,48 | 136,16 | 139,04 | 156,16 | 155,84 | 136,80 | 164,17 | 175,03 |      |
| OCT                                 | 136,16 | 136,80 | 148,00 | 156,80 | 165,28 | 155,84 | 172,36 | 191,51 |      |
| NOV                                 | 138,40 | 137,20 | 151,60 | 157,60 | 164,80 | 168,46 | 179,11 | 193,47 |      |
| DEC                                 | 146,40 | 136,80 | 158,24 | 157,76 | 163,10 | 172,62 | 189,08 | 201,87 |      |

DO VI/6 4

PRODUIT : PG 09 - PARMIGIANO-REGGIANO

UC/ 100 kg

| PERIODE                                     | 1968          | 1969   | 1970   | 1971   | 1972   | 1973          | 1974   | 1975          | 1976   |
|---|---------------|--------|--------|--------|--------|---------------|--------|---------------|--------|
| <u>A. PRIX DE SEUIL</u>                     |               |        |        |        |        |               |        |               |        |
| JAN   |               | 204,00 | 204,00 | 204,00 | 214,50 | 227,40        | 240,95 | 266,40        | 283,90 |
| FEB   |               | 204,00 | 204,00 | 204,00 | 214,50 | 227,40        | 240,95 | 266,40        | 283,90 |
| MAR   |               | 204,00 | 204,00 | 204,00 | 214,50 | 227,40        | 240,95 | 266,40        |        |
| APR   |               | 204,00 | 204,00 | 214,50 | 227,40 | 227,40        | 257,65 | 3.3 : 277,30  |        |
| MAI   |               | 204,00 | 204,00 | 214,50 | 227,40 | 227,40        | 257,65 | 277,30        |        |
| JUN   |               | 204,00 | 204,00 | 214,50 | 227,40 | 16.2 : 240,95 | 240,95 | 257,65        | 277,30 |
| JUL   | 29.7 : 204,00 | 204,00 | 204,00 | 214,50 | 227,40 | 240,95        | 257,65 | 277,30        |        |
| AUG   | 204,00        | 204,00 | 204,00 | 214,50 | 227,40 | 240,95        | 257,65 | 277,30        |        |
| SEP   | 204,00        | 204,00 | 204,00 | 214,50 | 227,40 | 240,95        | 257,65 | 277,30        |        |
| OCT   | 204,00        | 204,00 | 204,00 | 214,50 | 227,40 | 240,95        | 257,65 | 16.2 : 283,90 |        |
| NOV   | 204,00        | 204,00 | 204,00 | 214,50 | 227,40 | 240,95        | 266,40 | 283,90        |        |
| DEC   | 204,00        | 204,00 | 204,00 | 214,50 | 227,40 | 240,95        | 266,40 | 283,90        |        |
| <u>B. PRELEVEMENTS A L'IMPORTATION P.T.</u> |               |        |        |        |        |               |        |               |        |
| JAN   |               | 92,00  | 90,00  | 84,00  | 64,50  | 80,12         | 88,56  | 98,56         | 108,44 |
| FEB   |               | 89,00  | 90,00  | 61,68  | 64,50  | 80,12         | 83,17  | 102,84        | 102,44 |
| MAR   |               | 89,00  | 90,00  | 59,00  | 64,50  | 94,77         | 91,46  | 113,91        |        |
| APR   |               | 89,00  | 87,00  | 54,25  | 74,90  | 94,77         | 108,16 | 116,33        |        |
| MAI   |               | 91,58  | 84,00  | 49,50  | 72,40  | 108,32        | 110,13 | 112,91        |        |
| JUN   |               | 94,00  | 84,00  | 49,50  | 84,63  | 100,37        | 109,74 | 114,82        |        |
| JUL   |               | 94,00  | 84,00  | 46,92  | 80,12  | 107,15        | 100,97 | 112,90        |        |
| AUG   | 79,00         | 94,00  | 84,00  | 39,50  | 80,12  | 109,78        | 100,57 | 102,34        |        |
| SEP   | 79,00         | 94,00  | 84,00  | 39,50  | 80,12  | 103,61        | 95,86  | 103,00        |        |
| OCT   | 89,00         | 90,00  | 84,00  | 39,50  | 80,12  | 109,48        | 108,74 | 100,74        |        |
| NOV   | 94,00         | 90,00  | 84,00  | 64,50  | 80,12  | 102,79        | 107,64 | 106,38        |        |
| DEC   | 94,00         | 90,00  | 84,00  | 64,50  | 80,12  | 93,79         | 104,85 | 104,35        |        |

## PRODUIT : PG 09 - PARMIGIANO - REGGIANO

UC/100 Kg

| PERIODE   | 1968   | 1969   | 1970   | 1971   | 1972   | 1973   | 1974   | 1975 | 1976 |
|---|--------|--------|--------|--------|--------|--------|--------|------|------|
| C. PRIX DE MARCHÉ<br>Pays : ITALIE<br>Marché : MILANO |        |        |        |        |        |        |        |      |      |
| Année de production                                   | 1967   | 1968   | 1969   | 1970   | 1971   | 1972   | 1973   | 1974 | 1975 |
| JAN   | 158,40 | 176,80 | 222,40 | 252,00 | -      | -      | -      |      |      |
| FEB   | 160,50 | 176,80 | 228,80 | 253,00 | -      | 320,00 | 311,80 |      |      |
| MAR   | 162,40 | 179,70 | 227,60 | 264,00 | -      | 328,80 | 320,93 |      |      |
| APR   | 162,40 | 181,12 | 229,92 | 268,80 | -      | 331,20 | 325,49 |      |      |
| MAI   | 162,40 | 185,60 | 234,80 | 278,60 | 316,00 | 331,04 | 331,74 |      |      |
| JUN   | 163,20 | 196,00 | 238,40 | 296,64 | 320,80 | 329,20 | 332,51 |      |      |
| JUL   | 167,04 | 205,60 | 244,80 | -      | 326,80 | 328,80 | 315,25 |      |      |
| AUG   | 180,60 | 211,20 | 246,20 | 314,60 | 329,60 | 328,80 | 287,14 |      |      |
| SEP   | 188,00 | 221,00 | 258,40 | 322,88 | 357,80 | 330,80 | 284,64 |      |      |
| OCT   | 188,80 | 229,76 | 264,00 | 334,40 | 362,40 | 343,20 | 285,34 |      |      |
| NOV   | 191,20 | 233,80 | 268,60 | 335,20 | 362,40 | 340,77 | 280,91 |      |      |
| DEC   | 193,60 | 236,00 | 277,28 | 331,04 | 360,80 | 341,85 | 285,11 |      |      |
| Année de production                                   | 1966   | 1967   | 1968   | 1969   | 1970   | 1971   | 1972   | 1973 | 1974 |
| JAN   | 187,20 | 196,80 | 239,20 | 282,40 | 333,60 | 360,80 | 332,75 |      |      |
| FEB   | 188,80 | 196,80 | 239,60 | 284,40 | 337,20 | 369,87 | 330,06 |      |      |
| MAR   | 190,40 | 196,80 | 247,80 | 301,92 | 348,48 | 376,80 | 332,86 |      |      |
| APR   | 190,40 | 197,44 | 253,92 | 308,00 | 355,20 | 379,20 | 336,55 |      |      |
| MAI   | 190,40 | 201,60 | 259,60 | 317,20 | 356,80 | 379,04 | 344,38 |      |      |
| JUN   | 191,20 | 211,00 | 264,00 | 335,04 | 362,20 | 377,20 | 345,15 |      |      |
| JUL   | 193,28 | 220,80 | 270,40 | -      | 368,40 | 376,80 | 327,43 |      |      |
| AUG   | 198,40 | 224,80 | 274,40 | 353,00 | 371,20 | 376,80 | 298,38 |      |      |
| SEP   | 202,40 | 231,00 | 282,24 | 360,64 | 371,20 | 376,88 | 294,48 |      |      |
| OCT   | 202,40 | 236,16 | 284,00 | 361,60 | 371,20 | -      | 293,30 |      |      |
| NOV   | 204,40 | 239,80 | 285,20 | 361,60 | 371,20 | -      | 286,31 |      |      |
| DEC   | 206,40 | 240,80 | 290,88 | 357,44 | 369,60 | -      | 287,51 |      |      |

DO VI/0 4

## PRODUIT : PG 10 - CHEDDAR

UC/100 kg

| PERIODE                                     | 1968   | 1969   | 1970   | 1971   | 1972   | 1973   | 1974   | 1975   | 1976   |
|---|--------|--------|--------|--------|--------|--------|--------|--------|--------|
| <u>A. PRIX DE SEUIL</u>                     |        |        |        |        |        |        |        |        |        |
| JAN   |        | 139,00 | 139,00 | 139,00 | 146,70 | 156,05 | 163,55 | 181,25 | 197,10 |
| FEB   |        | 139,00 | 139,00 | 139,00 | 146,70 | 156,05 | 163,55 | 181,25 | 197,10 |
| MAR   |        | 139,00 | 139,00 | 139,00 | 146,70 | 156,05 | 163,55 | 181,25 | 197,10 |
| APR   |        | 139,00 | 139,00 | 146,70 | 156,05 | 156,05 | 174,15 | 190,20 |        |
| MAI   |        | 139,00 | 139,00 | 146,70 | 156,05 | 156,05 | 174,15 | 190,20 |        |
| JUN   |        | 139,00 | 139,00 | 146,70 | 156,05 | 163,55 | 174,15 | 190,20 |        |
| JUL   | 29,7   | 139,00 | 139,00 | 146,70 | 156,05 | 163,55 | 174,15 | 190,20 |        |
| AUG   | 139,00 | 139,00 | 139,00 | 146,70 | 156,05 | 163,55 | 174,15 | 190,20 |        |
| SEP   | 139,00 | 139,00 | 139,00 | 146,70 | 156,05 | 163,55 | 174,15 | 190,20 |        |
| OCT   | 139,00 | 139,00 | 139,00 | 146,70 | 156,05 | 163,55 | 174,15 | 190,20 |        |
| NOV   | 139,00 | 139,00 | 139,00 | 146,70 | 156,05 | 163,55 | 181,25 | 197,10 |        |
| DEC   | 139,00 | 139,00 | 139,00 | 146,70 | 156,05 | 163,55 | 181,25 | 197,10 |        |
| <u>B. PRELEVEMENTS A L'IMPORTATION P.T.</u> |        |        |        |        |        |        |        |        |        |
| JAN   |        | 85,85  | 84,67  | 69,32  | 42,77  | 57,95  | 84,40  | 110,92 | 128,47 |
| FEB   |        | 85,85  | 84,67  | 69,32  | 33,32  | 71,05  | 76,50  | 112,34 | 128,47 |
| MAR   |        | 85,85  | 84,67  | 69,32  | 33,32  | 72,70  | 75,43  | 122,49 |        |
| APR   |        | 85,85  | 84,67  | 73,17  | 45,03  | 75,90  | 86,23  | 123,26 |        |
| MAI   |        | 85,85  | 81,05  | 77,02  | 47,39  | 84,85  | 83,74  | 121,89 |        |
| JUN   |        | 85,85  | 78,77  | 72,29  | 47,39  | 84,85  | 83,74  | 122,11 |        |
| JUL   |        | 85,85  | 78,52  | 69,85  | 54,31  | 84,85  | 83,74  | 121,29 |        |
| AUG   | 85,85  | 85,85  | 78,29  | 67,57  | 54,05  | 84,85  | 83,74  | 116,15 |        |
| SEP   | 85,85  | 85,85  | 78,29  | 65,21  | 54,05  | 89,43  | 81,37  | 118,40 |        |
| OCT   | 85,85  | 85,24  | 77,59  | 51,05  | 52,90  | 87,37  | 103,80 | 120,57 |        |
| NOV   | 85,85  | 84,67  | 74,04  | 49,96  | 57,13  | 90,35  | 107,84 | 130,18 |        |
| DEC   | 85,85  | 84,67  | 69,32  | 42,77  | 57,96  | 87,81  | 107,84 | 129,30 |        |

DO VI/G 4

PRODUIT : PG 10 - CHEDDAR

UC/100 kg

| PERIODE                       | 1968   | 1969   | 1970   | 1971   | 1972   | 1973   | 1974   | 1975   | 1976 |
|-------------------------------|--------|--------|--------|--------|--------|--------|--------|--------|------|
| <u>C. PRIX DE MARCHÉ</u>      |        |        |        |        |        |        |        |        |      |
| <u>Pays : BELGIQUE/BELGIE</u> |        |        |        |        |        |        |        |        |      |
| <u>Marché : Ø DU PAYS</u>     |        |        |        |        |        |        |        |        |      |
| JAN                           | 95,00  | 110,00 | 108,40 | 110,00 | 124,50 | 114,00 | 135,88 | 149,13 |      |
| FEB                           | 95,00  | 109,50 | 108,48 | 110,00 | 124,50 | 115,80 | 138,50 | 149,88 |      |
| MAR                           | 95,00  | 108,63 | 108,58 | 110,16 | 123,70 | 117,30 | 139,00 | 151,22 |      |
| APR                           | 95,00  | 107,10 | 107,20 | 111,40 | 122,12 | 117,63 | 139,50 | 151,30 |      |
| MAI                           | 95,00  | 106,74 | 106,00 | 114,50 | 117,50 | 120,18 | 139,90 | 151,06 |      |
| JUN                           | 95,00  | 105,55 | 106,75 | 114,50 | 115,74 | 122,00 | 139,80 | 150,13 |      |
| JUL                           | 95,00  | 105,50 | 107,80 | 114,50 | 115,26 | 122,00 | 139,80 | 147,88 |      |
| AUG                           | 93,80  | 105,50 | 108,18 | 114,50 | 114,16 | 122,00 | 140,12 | 146,52 |      |
| SEP                           | 92,00  | 105,38 | 109,00 | 115,80 | 114,00 | 123,12 | 141,33 | 147,71 |      |
| OCT                           | 92,00  | 105,63 | 109,70 | 120,00 | 113,50 | 125,20 | 146,00 | 152,10 |      |
| NOV                           | 111,33 | 107,18 | 111,40 | 123,12 | 113,50 | 127,13 | 147,40 | 153,71 |      |
| DEC                           | 111,33 | 108,40 | 111,88 | 124,30 | 114,00 | 129,20 | 147,93 | 154,11 |      |
| <u>Pays : FRANCE</u>          |        |        |        |        |        |        |        |        |      |
| <u>Marché : Ø DU PAYS</u>     |        |        |        |        |        |        |        |        |      |
| JAN                           | 112,99 | 103,83 | 102,67 | 113,29 | 130,89 | 120,72 | 144,04 | -      |      |
| FEB                           | 114,73 | 104,92 | 103,75 | 115,32 | 128,19 | 121,04 | 148,54 | 164,02 |      |
| MAR                           | 113,83 | 103,96 | 103,75 | 115,90 | 128,16 | 122,43 | 143,18 | 161,87 |      |
| APR                           | 113,98 | 104,47 | 103,71 | 116,06 | 122,61 | 122,43 | 145,66 | -      |      |
| MAI                           | 111,12 | 103,30 | 106,05 | 117,30 | 120,33 | 125,31 | 148,76 | -      |      |
| JUN                           | 112,83 | 103,00 | 106,99 | 119,64 | -      | 126,71 | 151,06 | -      |      |
| JUL                           | 111,53 | 101,03 | 107,59 | 122,16 | 121,17 | 127,02 | 157,81 | -      |      |
| AUG                           | 107,19 | 92,78  | 107,17 | 123,92 | 116,13 | 126,09 | 159,34 | -      |      |
| SEP                           | 111,66 | 93,35  | 107,71 | 122,61 | 118,05 | 128,67 | 156,53 | -      |      |
| OCT                           | 109,53 | 94,85  | 108,71 | 123,65 | 121,12 | 130,57 | 162,58 | -      |      |
| NOV                           | 111,18 | 98,93  | 111,54 | 126,35 | 120,45 | 131,12 | 162,58 | -      |      |
| DEC                           | 109,94 | 101,26 | 114,28 | 130,24 | 121,71 | 132,69 | 169,91 | -      |      |
| <u>Pays : NEDERLAND</u>       |        |        |        |        |        |        |        |        |      |
| <u>Marché : Ø DU PAYS</u>     |        |        |        |        |        |        |        |        |      |
| JAN                           | 104,94 | 119,01 | 104,14 | 111,05 | 126,86 | 118,09 | 137,36 | 151,52 |      |
| FEB                           | 104,97 | 107,67 | 104,14 | 111,60 | 126,38 | 121,71 | 137,80 | 153,19 |      |
| MAR                           | 103,86 | 103,52 | 104,14 | 112,43 | 123,65 | 122,38 | 136,63 | 154,20 |      |
| APR                           | 103,59 | 102,49 | 104,59 | 115,19 | 123,20 | 122,38 | 137,07 | 152,46 |      |
| MAI                           | 98,89  | 102,49 | 104,92 | 115,61 | 119,13 | 123,48 | 137,29 | 152,46 |      |
| JUN                           | 102,39 | 102,49 | 106,77 | 116,02 | 117,40 | 123,76 | 137,94 | 150,72 |      |
| JUL                           | 102,83 | 102,49 | 106,91 | 116,02 | 117,40 | 123,76 | 137,94 | 149,56 |      |
| AUG                           | 106,91 | 102,49 | 107,46 | 117,74 | 117,40 | 123,76 | 140,84 | 149,56 |      |
| SEP                           | 106,91 | 102,49 | 107,46 | 120,72 | 117,40 | 125,52 | 146,71 | 156,12 |      |
| OCT                           | 109,34 | 104,14 | 108,78 | 123,20 | 117,40 | 129,23 | 149,27 | 158,98 |      |
| NOV                           | 111,60 | 104,14 | 109,94 | 125,55 | 117,40 | 131,91 | 149,27 | 158,54 |      |
| DEC                           | 111,60 | 104,14 | 110,39 | 126,24 | 117,40 | 134,98 | 149,96 | 158,54 |      |



DO VI/0 4

PRODUIT : PG 10 - CHEDDAR

UC/100 kg

| PERIODE  | 1968  | 1969  | 1970  | 1971   | 1972   | 1973   | 1974   | 1975   | 1976 |
|--|-------|-------|-------|--------|--------|--------|--------|--------|------|
| <u>C. PRIX DE MARCHÉ</u><br><u>Pays : UNITED KINGDOM</u><br><u>Marché : LONDON</u> |       |       |       |        |        |        |        |        |      |
| JAN  | 71,24 | 70,86 | 69,26 | 83,29  | 121,65 | 117,35 | 114,48 | 150,98 |      |
| FEB  | 71,17 | 70,86 | 68,76 | 83,34  | 128,73 | 103,96 | 116,01 | 150,98 |      |
| MAR  | 71,08 | 71,48 | 69,12 | 82,67  | 128,73 | 105,19 | 117,72 | 147,92 |      |
| APR  | 71,12 | 71,48 | 68,88 | 82,67  | 128,73 | 105,70 | 114,39 | 159,29 |      |
| MAI  | 71,17 | 71,48 | 72,47 | 83,85  | 128,73 | 107,07 | 131,18 | 159,29 |      |
| JUN  | 71,10 | 70,86 | 73,23 | 88,58  | 128,73 | 106,26 | 136,68 | 159,29 |      |
| JUL  | 70,86 | 70,86 | 73,23 | 90,04  | 128,73 | 106,51 | 136,50 | 159,29 |      |
| AUG  | 70,86 | 70,86 | 73,23 | 95,67  | 128,73 | 105,66 | 136,76 | 157,26 |      |
| SEP  | 70,86 | 70,86 | 73,41 | 100,39 | 122,83 | 106,51 | 142,30 | 168,02 |      |
| OCT  | 70,86 | 70,86 | 76,77 | 105,11 | 122,83 | 107,15 | 136,67 | 166,45 |      |
| NOV  | 70,86 | 70,86 | 77,94 | 108,66 | 122,83 | 106,51 | 134,60 | 158,27 |      |
| DEC  | 70,86 | 70,86 | 81,49 | 119,29 | 122,83 | 107,15 | 146,89 | 160,43 |      |

DO VI/0 4

PRODUIT : PG11 - GOUDA

Uc/100 kg

| PERIODE                                     | 1968          | 1969   | 1970   | 1971   | 1972   | 1973          | 1974         | 1975                        | 1976   |
|---|---------------|--------|--------|--------|--------|---------------|--------------|-----------------------------|--------|
| <u>A. PRIX DE SEUIL</u>                     |               |        |        |        |        |               |              |                             |        |
| JAN   |               | 123,50 | 123,50 | 123,50 | 130,90 | 139,90        | 148,05       | 165,65                      | 178,65 |
| FEB   |               | 123,50 | 123,50 | 123,50 | 130,90 | 130,90        | 148,05       | 165,65<br><del>165,65</del> | 178,65 |
| MAR   |               | 123,50 | 123,50 | 123,50 | 130,90 | 139,90        | 148,05       | 3,23: 173,80                |        |
| APR   |               | 123,50 | 123,50 | 130,90 | 139,90 | 139,90        | 159,05       | 173,80                      |        |
| MAI   |               | 123,50 | 123,50 | 130,90 | 139,90 | 14,01: 148,05 | 159,05       | 173,80                      |        |
| JUN   |               | 123,50 | 123,50 | 130,90 | 139,90 | 148,05        | 159,05       | 173,80                      |        |
| JUL   | 29,71: 123,50 | 123,50 | 123,50 | 130,90 | 139,90 | 148,05        | 159,05       | 173,80                      |        |
| AUG   | 123,50        | 123,50 | 123,50 | 130,90 | 139,90 | 148,05        | 159,05       | 173,80                      |        |
| SEP   | 123,50        | 123,50 | 123,50 | 130,90 | 139,90 | 148,05        | 159,05       | 16,91: 178,65               |        |
| OCT   | 123,50        | 123,50 | 123,50 | 130,90 | 139,90 | 148,05        | 7,10: 165,65 | 178,65                      |        |
| NOV   | 123,50        | 123,50 | 123,50 | 130,90 | 139,90 | 148,05        | 165,65       | 178,65                      |        |
| DEC   | 123,50        | 123,50 | 123,50 | 130,90 | 139,90 | 148,05        | 165,65       | 178,65                      |        |
| <u>B. PRELEVEMENTS A L'IMPORTATION P.T.</u> |               |        |        |        |        |               |              |                             |        |
| JAN   |               | 59,72  | 51,27  | 47,65  | 46,44  | 55,88         | 89,88        | 93,30                       | 106,30 |
| FEB   |               | 58,17  | 50,98  | 47,65  | 43,36  | 65,89         | 84,93        | 93,30                       | 106,30 |
| MAR   |               | 59,50  | 50,98  | 47,65  | 43,36  | 65,89         | 83,94        | 100,92                      |        |
| APR   |               | 59,84  | 50,98  | 51,35  | 52,36  | 73,33         | 94,94        | 101,45                      |        |
| MAI   |               | 60,17  | 50,98  | 55,05  | 54,18  | 82,92         | 94,94        | 101,45                      |        |
| JUN   |               | 60,17  | 50,98  | 55,05  | 55,88  | 87,46         | 90,88        | 101,45                      |        |
| JUL   |               | 60,17  | 50,98  | 55,05  | 55,88  | 87,46         | 90,88        | 101,45                      |        |
| AUG   | 65,50         | 60,17  | 50,98  | 55,05  | 55,88  | 88,71         | 90,88        | 101,45                      |        |
| SEP   | 64,83         | 60,17  | 50,98  | 55,05  | 55,88  | 89,88         | 90,88        | 103,88                      |        |
| OCT   | 64,83         | 58,83  | 50,98  | 54,75  | 55,88  | 89,88         | 96,20        | 106,30                      |        |
| NOV   | 64,83         | 54,83  | 49,32  | 50,54  | 55,88  | 89,88         | 97,48        | 106,30                      |        |
| DEC   | 64,83         | 54,83  | 47,65  | 46,62  | 55,88  | 89,88         | 93,30        | 106,30                      |        |

| PERIODE                       | 1968   | 1969   | 1970   | 1971   | 1972   | 1973   | 1974   | 1975   | 1976 |
|-------------------------------|--------|--------|--------|--------|--------|--------|--------|--------|------|
| <u>C. PRIX DE MARCHÉ</u>      |        |        |        |        |        |        |        |        |      |
| <u>Pays : BELGIQUE/BELGIE</u> |        |        |        |        |        |        |        |        |      |
| <u>Marché : Ø DU PAYS</u>     |        |        |        |        |        |        |        |        |      |
| JAN                           | 108,00 | 102,60 | 101,12 | 103,75 | 117,70 | 111,00 | 124,12 | 140,00 |      |
| FEB                           | 108,00 | 100,00 | 101,60 | 104,00 | 117,55 | 112,75 | 125,80 | 142,50 |      |
| MAR                           | 108,00 | 97,00  | 101,85 | 104,28 | 116,56 | 114,25 | 126,10 | 145,72 |      |
| APR                           | 108,00 | 96,85  | 101,45 | 106,04 | 116,42 | 114,50 | 127,20 | 145,35 |      |
| MAI                           | 104,42 | 96,70  | 101,60 | 108,02 | 114,35 | 115,62 | 128,20 | 144,92 |      |
| JUN                           | 105,37 | 98,30  | 102,40 | 108,34 | 112,60 | 116,10 | 129,36 | 144,45 |      |
| JUL                           | 106,00 | 98,50  | 102,84 | 108,50 | 111,88 | 115,94 | 129,30 | 144,40 |      |
| AUG                           | 96,60  | 98,18  | 102,90 | 110,18 | 111,20 | 115,70 | 129,84 | 144,52 |      |
| SEP                           | 96,75  | 98,55  | 102,90 | 111,30 | 110,75 | 116,06 | 132,30 | 146,38 |      |
| OCT                           | 97,50  | 99,40  | 103,83 | 114,90 | 110,60 | 117,32 | 137,18 | 149,33 |      |
| NOV                           | 100,67 | 99,80  | 105,44 | 116,66 | 110,80 | 119,20 | 137,90 | 149,88 |      |
| DEC                           | 101,67 | 100,30 | 106,32 | 117,52 | 110,90 | 121,40 | 138,55 | 150,23 |      |
| <u>Pays : DEUTSCHLAND</u>     |        |        |        |        |        |        |        |        |      |
| <u>Marché : KOLN</u>          |        |        |        |        |        |        |        |        |      |
| JAN                           | 96,50  | 101,05 | 102,92 | 107,92 | 123,50 | 117,19 | 133,54 | 150,27 |      |
| FEB                           | 96,00  | 98,63  | 102,53 | 107,92 | 123,50 | 117,35 | 135,25 | 151,64 |      |
| MAR                           | 94,00  | 95,88  | 100,82 | 107,92 | 123,50 | 118,51 | 136,66 | 156,26 |      |
| APR                           | 89,50  | 93,33  | 100,82 | 113,39 | 123,50 | 120,22 | 137,98 | 156,48 |      |
| MAI                           | 87,75  | 91,50  | 100,82 | 114,75 | 119,67 | 121,31 | 137,98 | 156,48 |      |
| JUN                           | 87,75  | 92,19  | 101,30 | 114,75 | 117,76 | 125,57 | 137,98 | 156,13 |      |
| JUL                           | 89,25  | 93,88  | 102,05 | 114,75 | 116,12 | 123,50 | 138,66 | 155,08 |      |
| AUG                           | 93,25  | 96,00  | 102,39 | 115,03 | 116,12 | 124,32 | 139,69 | 156,48 |      |
| SEP                           | 98,00  | 98,80  | 103,48 | 117,43 | 117,14 | 125,41 | 142,90 | 158,93 |      |
| OCT                           | 100,50 | 102,10 | 105,46 | 119,54 | 117,59 | 126,71 | 147,09 | 160,67 |      |
| NOV                           | 101,25 | 110,31 | 107,17 | 122,61 | 117,90 | 129,44 | 148,22 | 160,67 |      |
| DEC                           | 101,25 | 108,56 | 107,83 | 123,50 | 117,90 | 131,15 | 148,91 | 160,67 |      |
| <u>Pays : FRANCE</u>          |        |        |        |        |        |        |        |        |      |
| <u>Marché : Ø DU PAYS</u>     |        |        |        |        |        |        |        |        |      |
| JAN                           | 113,87 | 111,61 | 100,46 | 110,64 | 126,48 | 133,91 | 150,52 | 173,42 |      |
| FEB                           | 113,38 | 110,79 | 101,41 | 111,45 | 127,88 | 134,09 | 150,07 | 176,01 |      |
| MAR                           | 113,60 | 111,10 | 101,00 | 113,07 | 128,34 | 134,31 | 150,74 | 185,75 |      |
| APR                           | 113,58 | 110,69 | 102,12 | 114,94 | 128,78 | 133,14 | 154,25 | 186,04 |      |
| MAI                           | 112,70 | 110,31 | 103,89 | 117,84 | 131,97 | 137,16 | 159,07 | 186,97 |      |
| JUN                           | 113,30 | 109,73 | 104,07 | 119,73 | 132,87 | 137,28 | 161,86 | 185,94 |      |
| JUL                           | 112,56 | 110,07 | 104,53 | 118,38 | 132,38 | 140,30 | 161,14 | 186,80 |      |
| AUG                           | 112,66 | 101,82 | 103,84 | 120,22 | 131,11 | 140,11 | 162,58 | 188,19 |      |
| SEP                           | 110,19 | 99,11  | 106,77 | 122,75 | 131,25 | 141,47 | 162,72 | 185,58 |      |
| OCT                           | 109,27 | 99,49  | 107,95 | 121,89 | 132,89 | 142,42 | 164,02 | 191,06 |      |
| NOV                           | 110,17 | 99,43  | 108,34 | 124,14 | 134,58 | 144,44 | 164,02 | 174,49 |      |
| DEC                           | 110,29 | 99,71  | 110,50 | 124,91 | 134,94 | 151,38 | 173,92 | 195,44 |      |

| PERIODE                             | 1968   | 1969   | 1970   | 1971   | 1972   | 1973   | 1974   | 1975   | 1976 |
|-------------------------------------|--------|--------|--------|--------|--------|--------|--------|--------|------|
| <b>C. PRIX DE MARCHÉ</b>            |        |        |        |        |        |        |        |        |      |
| <b>Pays : ITALIA</b>                |        |        |        |        |        |        |        |        |      |
| <b>Marché : CREMONA (PROVOLONE)</b> |        |        |        |        |        |        |        |        |      |
| JAN                                 | 113,60 | 138,40 | 160,80 | 168,80 | 205,20 | 188,64 | 195,32 | 205,28 |      |
| FEB                                 | 113,60 | 139,60 | 159,20 | 172,96 | 204,80 | 188,00 | 196,28 | 205,88 |      |
| MAR                                 | 113,60 | 142,20 | 159,52 | 173,60 | 202,40 | 188,00 | 205,62 | 201,66 |      |
| APR                                 | 113,60 | 145,60 | 160,00 | 176,00 | 202,40 | 188,00 | 206,46 | 200,41 |      |
| MAI                                 | 113,60 | 146,40 | 159,20 | 180,64 | 202,40 | 189,28 | 208,80 | 198,95 |      |
| JUN                                 | 114,08 | 147,20 | 158,88 | 185,44 | 202,00 | 191,20 | 212,08 | 198,95 |      |
| JUL                                 | 116,80 | 151,20 | 157,00 | 189,60 | 196,60 | 191,20 | 205,15 | 198,07 |      |
| AUG                                 | 121,28 | 156,00 | 158,00 | 191,40 | 193,33 | 191,20 | 190,89 | 198,95 |      |
| SEP                                 | 128,80 | 161,12 | 162,56 | 200,00 | 197,76 | 192,40 | 199,43 | 212,95 |      |
| OCT                                 | 126,72 | 166,10 | 163,20 | 208,80 | 198,40 | 194,88 | 205,59 | 225,50 |      |
| NOV                                 | 135,20 | 167,60 | 163,60 | 208,80 | 196,27 | 190,77 | 203,24 | 229,99 |      |
| DEC                                 | 138,08 | 167,20 | 166,08 | 207,36 | 193,00 | 195,85 | 203,48 | 231,62 |      |
| <b>Pays : NEDERLAND</b>             |        |        |        |        |        |        |        |        |      |
| <b>Marché : Ø DU PAYS</b>           |        |        |        |        |        |        |        |        |      |
| JAN                                 | 95,28  | 102,49 | 97,51  | 103,31 | 117,06 | 110,15 | 128,07 | 139,25 |      |
| FEB                                 | 95,50  | 98,55  | 97,51  | 103,31 | 116,02 | 113,81 | 128,50 | 143,17 |      |
| MAR                                 | 94,19  | 94,54  | 97,51  | 104,35 | 113,81 | 113,81 | 126,61 | 146,19 |      |
| APR                                 | 93,92  | 93,65  | 97,96  | 107,46 | 113,81 | 113,81 | 127,78 | 145,42 |      |
| MAI                                 | 88,69  | 93,76  | 98,29  | 107,73 | 110,29 | 115,36 | 127,99 | 144,91 |      |
| JUN                                 | 92,17  | 96,34  | 100,14 | 108,01 | 109,12 | 113,75 | 128,65 | 144,04 |      |
| JUL                                 | 92,62  | 96,57  | 100,28 | 108,01 | 109,12 | 113,75 | 128,65 | 143,46 |      |
| AUG                                 | 97,02  | 95,58  | 100,83 | 108,70 | 109,12 | 113,75 | 131,26 | 143,46 |      |
| SEP                                 | 97,79  | 97,03  | 100,83 | 112,71 | 109,19 | 116,89 | 136,08 | 147,60 |      |
| OCT                                 | 100,50 | 97,51  | 102,15 | 116,02 | 109,39 | 119,06 | 137,94 | 151,08 |      |
| NOV                                 | 102,76 | 97,51  | 103,31 | 116,57 | 109,39 | 121,61 | 137,14 | 151,01 |      |
| DEC                                 | 102,76 | 97,51  | 103,31 | 116,57 | 109,39 | 125,10 | 137,07 | 150,82 |      |
| <b>Pays : DANMARK</b>               |        |        |        |        |        |        |        |        |      |
| <b>Marché : Ø DU PAYS</b>           |        |        |        |        |        |        |        |        |      |
| JAN                                 | 50,67  | 54,00  | 56,67  | 61,60  | 77,20  | 79,57  | 122,72 | 134,60 |      |
| FEB                                 | 48,67  | 54,00  | 56,67  | 62,00  | 77,20  | 105,56 | 122,72 | 134,60 |      |
| MAR                                 | 48,67  | 51,47  | 56,67  | 62,00  | 77,20  | 105,56 | 122,72 | 137,89 |      |
| APR                                 | 48,67  | 50,00  | 56,67  | 62,00  | 77,20  | 105,56 | 126,68 | 137,89 |      |
| MAI                                 | 47,73  | 50,00  | 56,67  | 62,40  | 75,22  | 108,73 | 128,00 | 137,89 |      |
| JUN                                 | 46,67  | 50,00  | 56,67  | 66,27  | 75,22  | 113,48 | 128,00 | 137,89 |      |
| JUL                                 | 46,67  | 50,00  | 56,67  | 66,67  | 71,92  | 113,48 | 128,00 | 137,89 |      |
| AUG                                 | 46,67  | 52,00  | 56,67  | 66,67  | 71,92  | 113,48 | 128,00 | 137,89 |      |
| SEP                                 | 49,33  | 55,87  | 59,60  | 74,13  | 75,22  | 117,44 | 129,32 | 141,06 |      |
| OCT                                 | 50,80  | 56,67  | 60,00  | 74,67  | 75,22  | 117,44 | 134,60 | 145,81 |      |
| NOV                                 | 53,73  | 56,67  | 60,00  | 75,20  | 75,22  | 117,44 | 134,60 | 145,81 |      |
| DEC                                 | 54,00  | 56,67  | 60,00  | 77,72  | 75,22  | 121,40 | 134,60 | 145,81 |      |

| PERIODE                                     | 1968         | 1969  | 1970  | 1971  | 1972  | 1973  | 1974           | 1975           | 1976  |
|---|--------------|-------|-------|-------|-------|-------|----------------|----------------|-------|
| <u>A. PRIX DE SEUIL</u>                     |              |       |       |       |       |       |                |                |       |
| JAN   |              | 43,00 | 43,00 | 43,00 | 43,00 | 43,00 | 43,00          | 48,00          | 51,00 |
| FEB   |              | 43,00 | 43,00 | 43,00 | 43,00 | 43,00 | 43,00          | 48,00<br>48,00 | 51,00 |
| MAR   |              | 43,00 | 43,00 | 43,00 | 43,00 | 43,00 | 43,00          | 3,3 : 50,00    |       |
| APR   |              | 43,00 | 43,00 | 43,00 | 43,00 | 43,00 | 45,50          | 50,00          |       |
| MAI   |              | 43,00 | 43,00 | 43,00 | 43,00 | 43,00 | 45,50          | 50,00          |       |
| JUN   |              | 43,00 | 43,00 | 43,00 | 43,00 | 43,00 | 45,50          | 50,00          |       |
| JUL   | 29,7 : 43,00 | 43,00 | 43,00 | 43,00 | 43,00 | 43,00 | 45,50          | 50,00          |       |
| AUG   | 43,00        | 43,00 | 43,00 | 43,00 | 43,00 | 43,00 | 45,50          | 50,00          |       |
| SEP   | 43,00        | 43,00 | 43,00 | 43,00 | 43,00 | 43,00 | 45,50          | 50,00          |       |
| OCT   | 43,00        | 43,00 | 43,00 | 43,00 | 43,00 | 43,00 | 45,50<br>48,00 | 16,9 : 51,00   |       |
| NOV   | 43,00        | 43,00 | 43,00 | 43,00 | 43,00 | 43,00 | 48,00          | 51,00          |       |
| DEC   | 43,00        | 43,00 | 43,00 | 43,00 | 43,00 | 43,00 | 48,00          | 51,00          |       |
| <u>B. PRELEVEMENTS A L'IMPORTATION P.T.</u> |              |       |       |       |       |       |                |                |       |
| JAN   |              | 17,17 | 16,34 | 16,34 | 16,34 | 16,34 | 13,92          | 13,25          | 16,25 |
| FEB   |              | 16,34 | 16,34 | 16,34 | 16,34 | 16,34 | 13,92          | 13,25          | 16,25 |
| MAR   |              | 16,34 | 16,34 | 16,34 | 16,34 | 16,34 | 13,92          | 15,12          |       |
| APR   |              | 16,34 | 16,34 | 16,34 | 16,34 | 15,63 | 16,42          | 15,25          |       |
| MAI   |              | 16,34 | 16,34 | 15,59 | 16,34 | 15,76 | 12,68          | 15,25          |       |
| JUN   |              | 16,34 | 16,34 | 14,88 | 16,34 | 15,49 | 11,05          | 15,25          |       |
| JUL   |              | 16,34 | 16,34 | 14,88 | 16,34 | 15,49 | 11,05          | 15,25          |       |
| AUG   | 17,17        | 16,34 | 16,34 | 15,63 | 16,34 | 15,49 | 10,75          | 15,25          |       |
| SEP   | 17,17        | 16,34 | 16,34 | 16,34 | 16,34 | 15,49 | 10,75          | 15,75          |       |
| OCT   | 17,17        | 16,34 | 16,34 | 16,34 | 16,34 | 13,92 | 12,77          | 16,25          |       |
| NOV   | 17,17        | 16,34 | 16,34 | 16,34 | 16,34 | 13,92 | 13,25          | 16,25          |       |
| DEC   | 17,17        | 16,34 | 16,34 | 16,34 | 16,34 | 13,92 | 13,25          | 16,25          |       |
| JAN   |              |       |       |       |       |       |                |                |       |
| FEB   |              |       |       |       |       |       |                |                |       |
| MAR   |              |       |       |       |       |       |                |                |       |
| APR   |              |       |       |       |       |       |                |                |       |
| MAI   |              |       |       |       |       |       |                |                |       |
| JUN   |              |       |       |       |       |       |                |                |       |
| JUL   |              |       |       |       |       |       |                |                |       |
| AUG   |              |       |       |       |       |       |                |                |       |
| SEP   |              |       |       |       |       |       |                |                |       |
| OCT   |              |       |       |       |       |       |                |                |       |
| NOV   |              |       |       |       |       |       |                |                |       |
| DEC   |              |       |       |       |       |       |                |                |       |

| PERIODE                      | 1968  | 1969  | 1970  | 1971  | 1972  | 1973  | 1974  | 1975  | 1976  |
|------------------------------|-------|-------|-------|-------|-------|-------|-------|-------|-------|
| <u>C. PRIX DE MARCHÉ</u>     |       |       |       |       |       |       |       |       |       |
| <u>Pays : FRANCE</u>         |       |       |       |       |       |       |       |       |       |
| <u>Marché : Ø DU PAYS</u>    |       |       |       |       |       |       |       |       |       |
| JAN                          | 38,48 | 40,02 | 32,99 | 31,51 | 26,11 | 25,21 | 26,29 | 39,61 |       |
| FEB                          | 38,48 | 37,20 | 34,21 | 31,51 | 26,11 | 25,21 | 29,03 | 39,61 |       |
| MAR                          | 38,48 | 36,86 | 34,21 | 30,83 | 26,11 | 25,21 | 32,18 | 39,09 |       |
| APR                          | 38,48 | 36,86 | 34,21 | 30,61 | 26,11 | 25,21 | 32,59 | 39,05 |       |
| MAI                          | 38,48 | 36,86 | 34,21 | 29,84 | 25,88 | 24,85 | 34,88 | 38,90 |       |
| JUN                          | 38,48 | 36,86 | 34,21 | 30,79 | 25,21 | 24,31 | 37,81 | 38,71 |       |
| JUL                          | 38,48 | 36,86 | 34,21 | 25,88 | 25,21 | 24,31 | 38,98 | 36,61 |       |
| AUG                          | 38,48 | 33,96 | 34,21 | 26,11 | 25,21 | 24,31 | 39,25 | 35,19 |       |
| SEP                          | 38,48 | 32,77 | 34,21 | 25,39 | 25,21 | 24,31 | 39,25 | 34,62 |       |
| OCT                          | 38,48 | 32,77 | 33,85 | 25,57 | 25,21 | 25,21 | 38,98 | 34,07 |       |
| NOV                          | 38,48 | 32,77 | 32,41 | 25,66 | 25,21 | 25,39 | 39,61 | 33,46 |       |
| DEC                          | 38,48 | 32,77 | 31,73 | 25,82 | 25,21 | 26,11 | 39,61 | 32,56 |       |
| <u>Pays : NEDERLAND</u>      |       |       |       |       |       |       |       |       |       |
| <u>Marché : Ø DU PAYS</u>    |       |       |       |       |       |       |       |       |       |
| JAN                          | 29,86 | 30,66 | 30,39 | 30,39 | 30,39 | 30,39 | 31,94 | 43,56 |       |
| FEB                          | 29,86 | 30,39 | 30,39 | 30,39 | 30,39 | 30,39 | 34,85 | 43,56 |       |
| MAR                          | 29,86 | 30,39 | 30,39 | 30,39 | 30,39 | 30,39 | 37,75 | 43,56 |       |
| APR                          | 29,86 | 30,39 | 30,39 | 30,39 | 30,39 | 30,39 | 38,62 | 43,56 |       |
| MAI                          | 29,86 | 30,39 | 30,39 | 30,39 | 30,39 | 30,39 | 39,93 | 43,56 |       |
| JUN                          | 29,86 | 30,39 | 30,39 | 30,39 | 30,39 | 30,39 | 41,82 | 43,56 |       |
| JUL                          | 29,86 | 30,39 | 30,39 | 30,39 | 30,39 | 30,39 | 43,56 | 43,56 |       |
| AUG                          | 29,86 | 30,39 | 30,39 | 30,39 | 30,39 | 30,39 | 43,56 | 41,38 |       |
| SEP                          | 29,86 | 30,39 | 30,39 | 30,39 | 30,39 | 31,11 | 43,56 | 37,62 |       |
| OCT                          | 29,86 | 30,39 | 30,39 | 30,39 | 30,39 | 31,94 | 43,56 | 35,10 |       |
| NOV                          | 29,86 | 30,39 | 30,39 | 30,39 | 30,39 | 31,94 | 43,56 | 35,10 |       |
| DEC                          | 29,86 | 30,39 | 30,39 | 30,39 | 30,39 | 31,94 | 43,56 | 35,10 |       |
| <u>Pays : UNITED KINGDOM</u> |       |       |       |       |       |       |       |       |       |
| <u>Marché : LONDON</u>       |       |       |       |       |       |       |       |       |       |
| JAN                          |       |       |       |       |       |       |       |       | 34,14 |
| FEB                          |       |       |       |       |       |       |       |       | 40,46 |
| MAR                          |       |       |       |       |       |       |       |       | 39,64 |
| APR                          |       |       |       |       |       |       |       |       | 46,10 |
| MAI                          |       |       |       |       |       |       |       |       | 45,79 |
| JUN                          |       |       |       |       |       |       |       |       | 44,14 |
| JUL                          |       |       |       |       |       |       |       |       | 44,14 |
| AUG                          |       |       |       |       |       |       |       |       | 42,48 |
| SEP                          |       |       |       |       |       |       |       |       | 41,93 |
| OCT                          |       |       |       |       |       |       |       | 33,07 | 41,54 |
| NOV                          |       |       |       |       |       |       |       | 32,57 | 39,50 |
| DEC                          |       |       |       |       |       |       |       | 32,57 | 39,50 |

- PRODUITS :
- 1) Poudres : de sérum, de lait écrémé, de lait entier
  - 2) Laits condensés : non sucré, sucré
  - 3) Beurre
  - 4) Fromages : Emmental, à pâte persillée, Cheddar, Gouda
  - 5) Lactose

(Il est à remarquer, que les cours indiqués ne sont pas nécessairement comparables en raison des conditions commerciales particulières aux divers Etats membres ainsi que des différences de qualité, de poids, de préparation et d'assortiment.)

MARCHES :

- BELGIQUE/BELGIE : Tous produits: Ø du pays
- DANMARK : Beurre et fromage : Ø du pays
- DEUTSCHLAND (BR) : Poudres et laits condensés: Ø du pays  
Beurre : Köln  
Fromages : Emmental : Kempten  
Gouda : Köln
- FRANCE : Tous produits : Ø du pays
- IRELAND : Beurre : Ø du pays
- ITALIA : Beurre : Milano  
Fromages : Gorgonzola : Milano  
Provolone : Modena
- NEDERLAND : Tous produits : Ø du pays
- UNITED KINGDOM : Tous produits : London provision Exchange